

UNIVERSITY OF CALIFORNIA
UCR RIVERSIDE

Baseball, 2010



2010 Baseball Schedule

For Ticket Information Call 951 827-4653

SUN	MON	TUE	WED	THU	FRI	SAT	
14	15	16	17	18	19 vs. BYU 3:00 pm	20 DH vs. BYU 12:00 pm	February
21	22 vs. Beth-Cook 3:00 pm	23 at S Diego St. 6:00 pm	24	25	26 at LMU 2:00 pm	27 DH vs LMU 12:00 pm	
28 at LMU 1:00 pm	1	2 vs S Diego St. 6:00 pm	3	4 vs Oregon St. 3:00 pm	5 vs Florida Int. 3:00 pm	6 vs Arizona St. 4:00 pm	
7 vs Utah Valley 4:00 pm	8	9 at UCLA 6:00 pm	10	11	12	13	
14	15	16	17	18	19 vs San Fran. 7:00 pm	20 vs San Fran. 2:00 pm	
21 vs San Fran. 1:00 pm	22	23 at San Diego 3:00 pm	24	25	26 at St. Mary's 3:00 pm	27 at St. Mary's 1:00 pm	
28 at St. Mary's 1:00 pm	29	30	31	1 vs. Cal Poly 6:00 pm	2 vs. Cal Poly 6:00 pm	3 vs. Cal Poly 1:00 pm	March
4	5	6	7	8	9 at Pacific 6:00 pm	10 at Pacific 6:00 pm	
11 at Pacific 1:00 pm	12	13 vs UCLA 6:00 pm	14	15	16 vs LBSU 6:00 pm	17 vs LBSU 6:00 pm	
18 vs LBSU 2:00 pm	19	20 vs San Diego 6:00 pm	21	22	23 vs. CSUB 6:00 pm	24 vs. CSUB 6:00 pm	
25 vs CSUB 2:00 pm	26	27 at UNLV 7:00 pm	28	29	30 at UCSB 2:00 pm	1 at UCSB 1:00 pm	
2 at UCSB 1:00 pm	3	4 at San Diego 6:00 pm	5	6	7 at CS Fullerton 7:80 pm	8 at CS Fullerton 6:00 pm	
9 at CS Fullerton 1:00 pm	10	11 vs UNLV 6:00 pm	12	13	14 vs CS North. 6:00 pm	15 vs CS North. 6:00 pm	April
16 vs CS North. 1:00 pm	17	18	19	20	21 at UC Irvine 6:00 pm	22 at UC Irvine 6:00 pm	
23 at UC Irvine 1:00 pm	24	25 at CS North. 3:00 pm	26	27	28 vs UC Davis 6:00 pm	29 vs UC Davis 6:00 pm	
30 vs UC Davis 1:00 pm							
							May

= Home Games
 = Away Games
 = Neutral Site Games

Date	Opponent	Time
February		
Friday 19	Brigham Young	3:00 pm
Saturday 20	Brigham Young (DH)	12:00 pm
Monday 22	Bethune-Cookman	3:00 pm
Tuesday 23 @	San Diego State	6:00 pm
Friday 26 @	Loyola Marymount	2:00 pm
Saturday 27	Loyola Marymount (DH)	12:00 pm
Sunday 28 @	Loyola Marymount	1:00 pm
March		
Tuesday 2	San Diego State	6:00 pm
Thursday 4 !	Oregon State	3:00 pm
Friday 5 !	Florida International	3:00 pm
Saturday 6 !	Arizona State	4:00 pm
Sunday 7 !	Utah Valley	12:00 pm
Tuesday 9 @	UCLA	6:00 pm
Friday 19	San Francisco	7:00 pm
Saturday 20	San Francisco	2:00 pm
Sunday 21	San Francisco	1:00 pm
Tuesday 23 @	San Diego	3:00 pm
Friday 26 @	Saint Mary's	3:00 pm
Saturday 27 @	Saint Mary's	1:00 pm
Sunday 28 @	Saint Mary's	1:00 pm
April		
Thursday 1	Cal Poly *	6:00 pm
Friday 2	Cal Poly *	6:00 pm
Saturday 3	Cal Poly *	1:00 pm
Friday 9 @	Pacific *	6:00 pm
Saturday 10 @	Pacific *	6:00 pm
Sunday 11 @	Pacific *	1:00 pm
Tuesday 13	UCLA	6:00 pm
Friday 16	Long Beach State *	6:00 pm
Saturday 17	Long Beach State *	6:00 pm
Sunday 18	Long Beach State *	2:00 pm
Tuesday 20	San Diego	6:00 pm
Friday 23	CSU Bakersfield	6:00 pm
Saturday 24	CSU Bakersfield	6:00 pm
Sunday 25	CSU Bakersfield	2:00 pm
Tuesday 27 @	UNLV	7:00 pm
Friday 30 @	UC Santa Barbara *	2:00 pm
May		
Saturday 1 @	UC Santa Barbara *	1:00 pm
Sunday 2 @	UC Santa Barbara *	1:00 pm
Tuesday 4 @	San Diego	3:00 pm
Friday 7 @	Cal State Fullerton *	7:00 pm
Saturday 8 @	Cal State Fullerton *	6:00 pm
Sunday 9 @	Cal State Fullerton *	1:00 pm
Tuesday 11	UNLV	6:00 pm
Friday 14	Cal State Northridge *	6:00 pm
Saturday 15	Cal State Northridge *	6:00 pm
Sunday 16	Cal State Northridge *	1:00 pm
Friday 21 @	UC Irvine *	6:00 pm
Saturday 22 @	UC Irvine *	1:00 pm
Sunday 23 @	UC Irvine *	1:00 pm
Tuesday 25 @	Cal State Northridge	3:00 pm
Friday 28	UC Davis *	6:00 pm
Saturday 29	UC Davis *	6:00 pm
Sunday 30	UC Davis *	1:00 pm
	* Big West Conference Game	
	! Arizona	
	All times Pacific	

2010 Baseball

Table Of Contents

Q&A With Head Coach Doug Smith	2-4
Coaching Staff	5-7
Head Coach Doug Smith	5
Assistant Coach Randy Betten, Nathan Choate	6
Assistant Coaches Rusty McNamara, Brett Martinez	7
Players	8-26
2010 Numerical Roster	9
2010 Alphabetical Roster	10
Kevin Dickey, Ryan Goetz	11
Joey Gonzales, Bryan Horst	12
Michael Hur, Brian McConkey	13
Mike Nesbitt, Dustin Emmons	14
Trevor Hairgrove, Matt Larkins	15
Tony Nix, Dan Pellegrino	16
Justin Shults, Derek Speigner	17
Mike Wolford, Matt Andriese	18
Robert Brantly, Trent Jemmett	19
Tommy Mackoul, Eddie Orozco	20
Eddie Young, David Andriese	21
Boudreau, Cooley, Doucette	22
Dunyon, Frank, Garcia	23
Gonzales, Hollinsworth, Kozaka	24
Mlstone, Patito, Stepanovich	25
Toven	26
2009 Season	27-50
Big West	28-40
UC Riverside	41-52
History	54-117
Wall of Honor	55-59
Year-By-Year Individual Leaders	60-66
Year-By-Year Offensive/Defensive Totals	67-68
Single-Game Records	69-71
Single-Season Records	72-78
Career Records	79-83
All-Time Gabe-By-Game vs. Opponent	84-101
All-Time Year-By-Year Results	102-111
Award Winners	112-117
Highlanders In The Pros	118-119
Big West Composite Schedule	120-122
Administration	123-145
Media Cheat Sheet	146-147
UCR Baseball On The Internet	148

Frequently Asked Questions

Directions to and Parking at UCR

UC Riverside is located adjacent to the 60 freeway in the city of Riverside. Exit at University Avenue, turning left. Continue on University as it turns left and becomes Canyon Crest. Event Parking will be marked. For regular parking, make a right onto Campus Drive and go to the kiosk for parking information. For events at the Riverside Sports Complex, follow Canyon Crest to Linden, turning left. Turn right at Rustin and follow the signs for baseball parking.

Parking Permits

Parking at UCR is enforced from 7 a.m. to 10 p.m., seven days a week. Visitor parking @ \$6/day; \$5/after 4 p.m. and on weekends. Parking for special events varies. Visitor permits and campus maps may be obtained from either of the Information Kiosks located off of University Avenue near Hinderaker Hall or off of Martin Luther King Blvd. on Canyon Crest Drive. Hourly permit dispensers are located throughout various lots.

Media Regulations

Seating in the press box is restricted to working members of the media. A working member is an individual actively engaged in reporting, scouting, or conducting the game. All requests for media and photo credentials should be made to the UC Riverside Athletics Media Relations Department at least two days in advance of the event. Requests may be made by phone (951) 827-4571 or via e-mail at lauren.kane@ucr.edu. Room in the press box is limited and we will make every effort to accommodate you. Arrangements for radio and television credentials must be made no less than 30 days before the game.

Interviews

Player interviews must be arranged through the Athletics Media Relations Department. If a phone interview is desired, student-athletes will be contacted by the Athletics Media Relations Department and given the media's number. If an in-person interview is desired, the Athletics Media Relations Department will make arrangements and ensure that the student-athlete has no academic conflicts. There will be no day-of-game interviews prior to first pitch.

Photography

Photographers are welcome at UCR sporting events but will be limited to designated areas adjacent to the playing area. Please contact the media relations office to arrange a photo credential.

UCR Athletics Web Site

Get all the latest information on Highlander athletics by clicking on www.gohighlanders.com

2010 UCR Baseball Quick Facts

University Information

Full Name	University of California, Riverside
Preferred Abbreviations	UC Riverside, UCR
.....	not Cal-Riverside, no hyphens or commas
Nickname	Highlanders
Location	Riverside, CA
Founded	1954
Enrollment	18,079
Colors	Blue and Gold
Chancellor	Timothy P. White
Vice Chancellor / Administration	Al Diaz
Director of Athletics	Stan Morrison
Exec. Associate AD / Senior Woman Administrator	Janet Lucas
Associate AD / Compliance	Michael Scarano
Associate AD / Business and Finance	Glenda Love
Associate AD / Development	Julie Hall
Asst. AD / Sports Medicine / Head Athletic Trainer	Tony Ontiveros
Asst. AD / Media Relations	John Maxwell
Asst. AD / Operations	Joe Erbland
Asst. AD / Marketing	Tim Potter
Ticket Manager	Melissa Korc
NCAA Affiliation	Division I
Conference	Big West
Team Physicians	Drs. Aaron Rubin, Robert Huggins, Gregory Heinen, Lauren Simon

Asst. Athletic Trainers	Mark Espinosa (baseball), Ryan Giangregorio, Jessika Hunt, Rene Hendershot
-------------------------------	---

Team Information

Head Coach	Doug Smith
Alma Mater	UC Riverside (1975)
Record at UCR (Years)	116-106 (4 years)
Career Record	Same
Assistant Coaches	Randy Betten, Nathan Choate, Rusty McNamara
Office Phone	(951) 827-5441
2008 Overall Record	21-33
2008 Conference Record	14-10 (T3rd)
Letter Winners R/L	22/7
Starting Position Players R/L	8/2
Starting Pitchings R/L	2/2
Newcomers (HS/TR)	10 (7/3)
Facility	Riverside Sports Complex
Dimensions	330' Lines, 380' Gaps, 400' Center
Athletics Media Relations	
Assistant AD, Media Relations / Baseball Contact	John Maxwell
E-mail Address	john.maxwell@ucr.edu
Media Relations Assistant	Lauren Kane
E-mail Address	lauren.kane@ucr.edu
Media Relations Phone	(951) 827-4571
Media Relations Fax	(951) 827-5889
Athletics Web Site	www.gohighlanders.com

The 2010 UC Riverside Baseball Media Guide was produced by the UCR Athletics Media Relations Department. Written and designed by John Maxwell and Lauren Kane. Edited by Maxwell, Kane, Michael Podgorski and Kristin Blalock. Photography by Ross French, Bobby R. Hester, Leonard Coutin, Tim Wang and Rob Whitehead. Any rebroadcast or retransmission of this media guide without the consent of the UC Riverside Athletics Media Relations Department is strictly prohibited. Given that there are some among us who revel in finding fault in the work of others, a handful of typographical errors have been sprinkled throughout this guide to accommodate these individuals.

2010 Season Preview

Q&A with Head Coach Doug Smith

Q: Before we look ahead to 2010, let's take a look back at 2009: what did you expect heading into last year and how did you feel about the team's performance once the season ended?

A: Sitting here at this time last year, I think there was a lot more uncertainty on last year's team than there is this year. There was no indication that Paul Applebee was going to go 10-2. There was no indication that Dustin Emmons was going to step up and be an All-Big West Conference pitcher out of the bullpen.

We thought we knew what we had in Joe Kelly. We didn't know quite how Paul Bargas was going to throw. He threw very, very well. Matt Montgomery had to bounce back from an injury. So at least from a pitching staff standpoint there were a lot of uncertainties at this time last year. While we've lost a lot of those guys, I think we have more certainties this year.

How was last year? I think you have to call it a successful year. We went 33-20, missed a couple of games due to rain and scheduling issues, but I thought we had a productive year.

We finished in the top half of our conference, had a number of good wins: beat UCLA twice, beat Oklahoma State; beat Fullerton, beat University of San Diego twice. We had six or seven guys drafted, and we had both of our seniors graduate on time. Those are all pretty successful things.

Q: As is the case every year, you lose people to graduation and, specifically in college baseball, you lose players to the professional ranks. Can you remind the fans at home who Riverside has lost to graduation and to the pros?

A: We lost a significant portion of our club. On the position player side we were lucky. We only lost two players. Brandon Schnebly who bounced around the outfield and DH'd for us along with our starting center fielder Carl Uhl who was one of the catalysts of our club.

Where we really got hurt is our starting pitching just went away. Losing Applebee, Bargas and Montgomery out of the rotation, and then Ryan Platt on Tuesdays, we went 9-3 in games that Ryan started. And then we lost Joe Kelly who set our career saves record. So we lost a lot.

Q: You mention the pitching staff losses. Whom do you see filling out your starting rotation and primary relief corps?

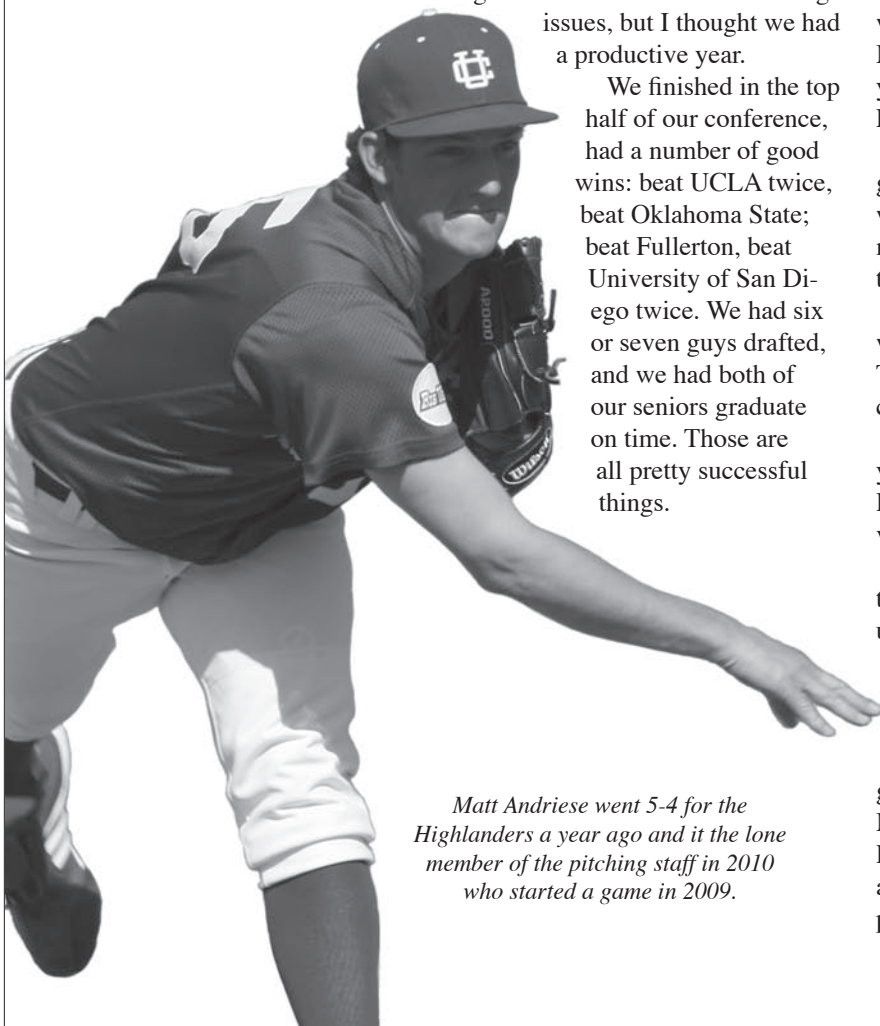
A: We like our pitching in the sense that while we lost a lot of starting pitching, we bring back Matt Andriese who had six or eight starts for us last year and had a very good summer in the North West League.

Matt Larkins started as a freshman and won six games. Dustin Emmons out of the bullpen last year was an All-Big West performer. That's going to make up the beginning of the year our starting rotation for the weekend.

During the midweeks we've got Eddie Orozco who will go right now along with a freshman, Trevor Frank. And we think those four or five guys can hold it together and throw well for us.

Losing Joe Kelly is significant. You knew what you were going to get out of Joe. And moving Dustin Emmons to the starting rotation leaves a big void in the bullpen.

We're looking at a couple of guys specifically to fill that. We're looking for Kevin Dickey to step up and have a big year for us out of the bullpen initially. He has earned a starting job in the rotation, but just because of numbers we need him to throw out of the bullpen. Mike Wolford will step into the closers roll. He's had a very good fall, coming off of a very good summer in the M.I.N.K. league. and we have a freshman Mitch Pitito drafted by the Marlins last year—very good arm—we anticipate those guys stepping up and picking up the bulk of the relief innings.



Matt Andriese went 5-4 for the Highlanders a year ago and it the lone member of the pitching staff in 2010 who started a game in 2009.

Q: Most of your starting position players are back, with the biggest exception as you mentioned being Carl Uhl? Who fills his shoes in 2010?

A: We're going to move Tony Nix, who played a lot of left field last year, to center field. He has great instincts as a defender. He is a plus outfielder defensively. Then we're going to take Mike Hur from the DH role and roll him out into left field.

Q: Looking at the recruiting class, incoming freshman and incoming junior college players, who can we look forward to seeing?

A: We didn't have a lot of newcomers come in in the sense that we knew we were going to return so many position players. But from the new guys' standpoint, Phil Holinsworth, a freshman out of Chino Hills, has really had a good fall. He's one of our more versatile guys. He can play anywhere in the infield, anywhere in the outfield. In fact in the fall, he played every place on the field with the exception of pitcher and catcher. He's a very good athlete. I anticipate him having a very significant impact on our club. We've got to find a way to get him into the lineup somehow.

Q: As newcomers get used to the collegiate game as freshman, what's the biggest transition from high school to the collegiate ranks?

A: I think the biggest things are, one speed of the game. The game is just faster. People are bigger and stronger and faster than they were. And then I think the length of the playing season. We've already played more games in terms of intersquads and practices than the typical high school guy will play in a full year. We haven't played our first regular season game yet and they've already had the equivalent of what they would have had last year in high school.

Q: If first pitch was fifteen minutes from now, what would your starting lineup look like?

A: If we were to start today, we'd go with Rob Brantly behind the plate, Bryan McConkey at first base, Bryan Horst at second, Ryan Goetz at third, Trevor Hairgrove at short, in left field, Michael Hur, Tony Nix in center, Joey Gonzales in right, and we have a real battle going on for the DH spot. Justin Shults and Mike Nesbitt both had really good falls and are both swinging the bat very, very well right now, and it is going to come down to the tail end. We're going to find a way to get them both in the lineup because they can both hit.

Q: Would you prefer to have one set player as your DH or play platoon splits and things like that?

A: Given my druthers, I'd rather play the same nine people all the time. I think the continuity of it gives guys when they come to the ballpark knowing what's going to happen, you're going to fight through your slumps, all those things. I think as a position payer it is easier if you know you're going to play every day.

I don't think we're going to have that situation. I think we're going to have probably 12 guys if I were to look at it right now who are going to work in on some kind of a rotation basis.

Q: One of the positives of being a UCR baseball fan is getting the chance to see some of the best teams in the country. One of the negatives of being a UCR baseball coach is that you have to play against some of the best baseball teams in the country. This year is no exception as you have 13 games on the docket against 2009 NCAA participants. What are your general thoughts to scheduling, especially the non-conference schedule leading up to the start of Big West play.

A: The non-conference schedule is always a challenge to, one, just get scheduled in the sense that you're trying to look—we're already scheduled through 2012. And you're trying to make the best guess that you can in that you want to play a difficult schedule and yet something that is manageable, something that is affordable. All of those things. And you'll look at a club now and you say that ought to be someone who we can bring into town and hopefully beat up on a little bit, and two years from now, they've had a great recruiting class and they're very, very good.

On the flip side you may have someone you think is a great RPI weekend and their club struggles a little bit and it doesn't help as much as you thought. But traditionally our strength of schedule is pretty good.

Q: Does the fact that you play in the Big West, one of the toughest if not the toughest conferences in the nation, play into your non-conference scheduling?

A: Yes, it does. We don't have to worry so much about RPI numbers because our conference is going to bring our RPI numbers up. In addition to that, our mid-week games, being located where we are, we're going to play San Diego, San Diego State, UCLA, USC, Loyola, Pepperdine, etc. Those are all good RPI games. Those are all top-notch programs, and there are no easy games in that mix, If you don't go out and play well, you could go out and lose all of them.

Q: When fans see a schedule card when it first comes out, they circle certain games that are meaningful to them. As players and coaches, are there certain games, or certain rivals that you circle that are benchmarks for you?

A: We try and break it down one at a time, that old cliché. We're just going to play them one at a time, but I think the tournament we're going to play at Arizona State is going to be a bellweather for us in terms of, we will have 10-12 games under our belt by then. That tournament has Arizona State, Oregon State, Florida International, Cal Poly, us. We ought to have a fairly good idea about what type of team we are by the time that weekend is over.

Q: You obviously haven't seen any other conference teams so far; you've only been with your team for a few rain-shortened weeks in practice, but how do you see the Big West shaking out as a conference and where do the Highlanders fit in?

A: I think the Big West is going to be better than it has been and deeper than it has been since we've been in the Big West. You look at the top two teams in our conference with Irvine and Fullerton, both of them are in just about every preseason top-10. Cal Poly was in the top-20 the majority of last year.

We know Long Beach State is going to be good again. Santa Barbara was on the cusp of doing special things last year. U of P is really an underrated club, They're so stacked offensively it is frightening. Cal State Northridge, in listening to Coach Rousey talk the other day at Media Day, he's really happy with their program.

I have not seen Coach Peterson so I don't know what's going on at Davis, but they were in

Regionals just two years ago so they're going to be fine. I think our conference is really, really good.

Where do I see us? I think we can compete with anybody in our conference on any day. What that means is how well are we going to do on a given day? I think we're good enough to where we can be competitive, in the top half of our conference. But our conference is pretty deep. If you don't play well, it would be easy to not do that.

Q: We talked earlier about the number and caliber of the players that you lost to graduation and the pros. I would think that one of the things that helps you in terms of preparing from year to year now is that you've had the same coaching staff in place for the better part of three seasons. Can you let everybody know what the division of duties is amongst the assistant coaches and how that continuity does benefit you?

A: It does benefit us. Coach Randy Betten has been with us for six years now, and he handles all of our defense. He's a former All-Pac 10 shortstop at Arizona State. He helps with the offense as well.

Nathan Choate is our pitching coach. This is his third year with us. We've been in the top 10 in the country over the last few years since he's been here in fewest walks allowed, and I believe we were in the top-20 in earned run average last year.

Coach McNamara, our volunteer coach, does a great deal of the work with our offense and shares that with me. And Coach Brett Martinez works with our catchers and helps with the offense.

Having all of those guys together for three or four years in a row, players know what to expect from us each day. It is easier for us to figure out what we're going to get out of each other as well..

Q: If UC Riverside in several months is prepping for a first round NCAA Tournament game, what has gone right? What key things have happened?

A: First and foremost we have to stay healthy, particularly on the mound. We just don't have enough experienced depth to be able to overcome a bunch of injuries. We will have to play well defensively. We think we have a very, very good defensive club. If we can do those two things, and have a couple of the freshmen on our pitching staff step up, we could look up at the end of the year and say we've got ourselves in position, and we'll see where things go from there.

Doug Smith

Head Coach

Doug Smith was appointed as the fourth head baseball coach in UC Riverside history in September 2004, following 25 years as the top assistant and hitting coach at his alma mater.

Entering his sixth season, Smith has compiled an overall record of 149-126 including a 62-49 mark in Big West competition. That includes UC Riverside's first Big West Conference Baseball Championship in 2007 and a trip to the NCAA Regionals that same year. After the season, with a program-best conference record of 16-5 in tow, Smith was named Big West Coach of the Year.

In a collegiate career spanning over 1,600 games, Smith has helped the Highlanders to 10 postseason appearances, including one Division II National Championship, one Big West Conference Title, and two NCAA Division I West Regional appearances.

As the Highlanders' hitting coach, Smith has seen his teams set nearly every significant offensive school record, including batting average, home runs, runs, RBI and extra base hits. In addition, the 2003 Highlanders led the Big West in batting average and homers and had the fourth highest team batting average in Division I.

In his career, Smith has coached over 150 all-conference selections and 34 All-America selections. During that time, nearly 100 of his players have been signed to professional contracts, and five former Highlanders—Anthony Claggett (Yankees, Pirates), Troy Percival (Rays), Dan Runzler (Giants), Marc Rzepczynski (Blue Jays) and Chris Smith (Brewers)—saw action in the major leagues in 2009.

Smith graduated from UC Riverside in 1975 with a bachelor's degrees in sociology and political science. An outstanding catcher, his senior year was highlighted by his performance in the All-Riverside Baseball Invitational Tournament, where he helped lead the Highlanders to their first-ever title and was the leading hitter at .471. Following the season he was named All-CCAA First Team.

Smith served as a part-time assistant coach from 1976 through 1980 while he pursued a master's degree in Physical Education from Cal Poly Pomona. After taking three years off to venture into private business, Smith returned to the Highlanders in 1983 and has been on the staff ever since. In 1989 Smith led the Kenai Peninsula Oilers of the Alaska Summer Baseball League to a third-place finish at the National Baseball Congress Tournament in Wichita, KS.

Smith is a member of the American Baseball Coaches Association and enjoys playing golf in his free time. He and his wife, Ruthan, reside in Riverside with their daughters, Traci and Kelly.



Smith's Coaching Record

Year	School	Overall			Finish	NCAA Regional
		W-L	W-L	W-L		
2005	UC Riverside	28-27	11-10	4th		
2006	UC Riverside	29-25	9-12	T-5th		
2007	UC Riverside	38-21	16-5	1st	NCAA Regional	
2008	UC Riverside	21-33	14-10	T-3rd		
2009	UC Riverside	33-20	12-12	4th		
Totals		149-126	62-49			

Randy Betten Assistant Coach



Randy Betten joined the UC Riverside coaching staff in September 2004, coming to the Highlanders after one year at Cal Baptist University and eight seasons at Riverside Community College.

The 2007 version of the Highlanders won the Big West Conference Championship and was ranked as high as 13th in the nation during the year. That championship marked the first time in 20 years that a Division I program in the UC system won its conference championship outright.

While at Cal Baptist, Betten served as an assistant to former UCR assistant Gary Adcoc, where the Lancers overcame a slow start to post a 30-22 record and finished as runners-up in the 2004 Region II Tournament.

Prior to joining the Lancers, Betten served on Head Coach Dennis Rogers' staff at RCC from 1996-2003. He was the head assistant when the Tigers won three straight California Community College state championships from 2000-02.

Throughout his coaching career, Betten has had 40 position players either drafted or signed to professional contracts.

Betten played professionally for six years after being taken in the 26th round by the California Angels in the 1995 draft. He played as high as AAA with the Angels' teams in Vancouver and Edmonton in 1998 and 1999. He began his coaching career in 2000 with the Angels Midwest League affiliate, Cedar Rapids.

A graduate of New Life Christian High School in Highland, CA, Betten began his college career at RCC, earning All-American, All-Southern California and All-Orange Empire Conference honors for Coach Rogers in 1992 and 1993. He then earned a scholarship to Arizona State. Playing for Coach Jim Brock, Betten was part of a team that finished third in the 1994 College World Series. In 1995, Betten earned All-Pacific 10 Conference first team honors. He also served as a team captain.

Betten earned a bachelor's degree in sociology from Thomas Edison State College in 1998. He also earned a master's degree in physical education from Azusa Pacific in 2002.

Betten's hobbies include playing golf and cooking. He and his wife, Amy, have three young children, Beau, Cody and Grace, and reside in Riverside.

Nathan Choate Assistant Coach



Nathan Choate was hired as the Highlanders' pitching coach in September, 2007.

Choate spent the 2007 season as pitching coach for the Anteaters under then-Head Coach Dave Serrano, where he played a key role in the team's success. The Anteaters finished the 2007 season ranked fourth in the nation and reached the College World Series in Omaha, NE. Choate had previously served one year as the Anteaters' director of baseball operations.

Choate pitched at Cal Poly San Luis Obispo for two seasons, where he was awarded the "Jim Newkirk Fireman's Award," given to the team's best relief pitcher in his junior and senior seasons. In his two-year career he posted a 6-5 record and struck out 52 batters in 67.2 innings pitched. Choate made 45 appearances for the Mustangs and logged eight saves during his stint.

Prior to joining the Mustangs, Choate competed at Santa Ana Junior College in 1998 and 1999, helping the Dons to a third-place finish in 1999. He prepped at Esperanza High School and was a first-team all-state selection after helping the team to a CIF championship and a No. 4 national ranking.

Choate spent a year as the pitching coach at Esperanza High in 2004-05 and in the summer of 2006 was the pitching coach for the Hyannis Mets of the Cape Cod League.

He received a BS in Kinesiology with an emphasis in Sports Management from Cal Poly in 2002. Choate and his wife, Lori, reside in Yorba Linda, CA.

James “Rusty” McNamara

Assistant Coach

James “Rusty” McNamara joined the Highlander staff as a volunteer assistant coach in September 2007 after serving as an assistant coach for Huntington Beach High School under Head Coach Benji Medure.

In the summer of 2009, McNamara was the manager of the Rochester Honkers of the Northwoods League where they won the NWL Championship, and he was named Manager of the Year. Rivals.com named the Honkers the fourth best summer league team in the nation at the conclusion of the season.

A year earlier, McNamara was the assistant head coach of the Anchorage Glacier Pilots of the Alaska Baseball League, and that squad also won its league championship.

McNamara’s collegiate playing career began in 1994 at Riverside Community College where he played under Head Coach Dennis Rodgers.

He then transferred to Oklahoma State where he was a member of the Cowboys from 1995-97. McNamara received Honorable Mention All-America honors in 1996, earning First Team All-Big XII accolades, and playing in the College World Series. In 1997, he received Second Team All-America honors, as well as First Team All-Big XII recognition. McNamara graduated from OSU in 1998 with a degree in physical education.

He was named to five minor league all-star teams during his six-year career in the Philadelphia Phillies and the Atlanta Braves organizations. After finishing the 2001 season in AAA, he moved on to play professional baseball in Italy for the Nettuno Indians. In his five-year career he batted .289 with 54 home runs and 466 RBI.

McNamara is a 1993 graduate of Riverside Poly High School and enjoys reading, keeping a journal of his life experiences, working out, and yoga.

He resides in Riverside.



Brett Martinez

Director of Baseball Operations

Brett Martinez joined the UC Riverside Baseball staff prior to the 2008 season following a five-year minor league career in the Los Angeles Angels organization.

The Angels drafted Martinez in the 2002 MLB Draft following his four-year career at Redlands East Valley High School.

His draft page at mlb.com reads in part “Knows how to frame pitches, runs well for catcher. Plus arm with quick release. Very accurate on-line throws. Sets up well with solid base and spring in legs. Handles ball in dirt. Competitor.”

It is many of those same qualities that make him the perfect fit for the Highlanders as he assists in the development of the team’s catching corps in addition to his role as director of baseball operations.

When he isn’t at the ball park, Martinez can be found in the classroom at Riverside Community College, where he is working towards his degree in kinesiology, or out in the water perfecting his fly-fishing technique.

He and his fiancé, Erin Zaleski, reside in Riverside with his son, Dylan.





Players

2010 Highlanders Numerical Roster

No	Player	Pos	HT	WT	YR	B/T	Hometown / Previous School
1	Bryan Horst	INF	5-10	180	Sr.	R/R	Riverside, CA / Martin Luther King HS
3	Joey Gonzales	OF	5-10	185	Sr.	L/L	Riverside, CA / Martin Luther King HS
4	Phil Holinsworth	INF	5-10	150	Fr.	R/R	Chino Hills, CA / Chino Hills HS
5	Trent Jemmett	INF	5-10	175	So.	R/R	San Diego, CA / La Jolla HS
6	Ryan Goetz	INF	5-10	170	Sr.	S/R	Temple City, CA / Bishop Amat HS
8	Kasey Toven	INF	5-8	155	Fr.	L/R	Northridge, CA / Chatsworth HS
9	Dan Pellegrino	C	5-10	175	Jr.	R/R	Poway, CA / Poway HS
10	Trevor Hairgrove	INF	6-1	175	Jr.	R/R	Highland, CA / Redlands East Valley HS
11	Robert Brantly	C	6-2	200	So.	L/R	Temecula Valley, CA / Chappral HS
14	Trevor Frank	RHP	6-0	175	Fr.	R/R	El Cajon, CA / Valhalla HS
15	Tony Nix	OF	5-11	175	Jr.	R/R	Poway, CA / Poway HS
16	Brian McConkey	1B	6-1	215	Sr.	L/R	Santa Maria, CA / Cuesta College
17	Mitch Patito	RHP	6-0	185	Fr.	R/R	Mira Loma, CA / Patriot HS
18	Matt Larkins	RHP	6-1	215	Jr.	R/R	Corona, CA / Temescal Canyon HS
19	Joie Dunyon	RHP	5-10	180	Fr.	R/R	Long Beach, CA / St. John Bosco HS
21	Eddie Orozco	RHP	6-2	190	So.	R/R	Riverside, CA / Rubidoux HS
22	Mike Nesbitt	OF	6-1	190	Sr.	L/R	Yorba Linda, CA / Cypress College
23	Kevin Dickey	RHP	6-3	185	Sr.	R/R	Mission Viejo, CA / Capistrano Valley HS
24	Eddie Young	INF	5-10	185	So.	L/R	El Cajon, CA / Christian HS
25	Michael Hur	OF	6-0	180	Sr.	R/R	Stevenson Ranch, CA / Riverside CC
26	Ben Doucette	LHP	5-10	180	Fr.	L/L	El Segundo, CA / El Segundo HS
27	Kyle Boudreau	1B	6-1	220	Fr.	L/R	Tustin, CA / Beckman HS
28	Donovan Gonzales	RHP	6-1	180	Fr.	R/R	Palms, CA / Twenty-Nine Palms HS
29	Mark Garcia	LHP	5-10	175	Fr.	L/L	Pomona, CA / Damien HS
30	David Andriese	OF	6-2	205	Fr.	L/R	Redlands, CA / Redlands East Valley HS
32	Derek Speigner	RHP	6-1	185	Jr.	R/R	Gig Harbor, WA / Lower Columbia College
33	Justin Shults	1B/OF	6-2	190	Jr.	L/R	Valencia, CA / Valencia HS
34	Dustin Emmons	RHP	6-1	205	Jr.	R/R	La Crescenta, CA / Crescenta Valley HS
35	Matt Andriese	RHP	6-2	175	So.	R/R	Redlands, CA / Redlands East Valley HS
36	Bart Steponovich	C	6-0	190	RFr.	R/R	Columbia, MO / Hickman HS
42	Mike Wolford	RHP	6-3	185	Jr.	R/R	Hemet, CA / Hemet HS
44	Tommy Mackoul	LHP	6-3	190	So.	L/L	San Clemente, CA / Capistrano Valley HS
48	Andrew Mistone	INF	6-1	200	RFr.	R/R	La Verne, CA / Bishop Amat HS
	Brandon Cooley	RHP	6-4	195	Fr.	R/R	Vista, CA / Rancho Bueno Vista HS
	Ryan Kozaka	C	5-10	180	Fr.	R/R	Alta Loma, CA / Los Osos HS

Head Coach	Doug Smith (#12)	6th season (UC Riverside, '75)
Assistant Coach	Randy Betten (#7)	6th season (Thomas Edison State, '98)
Assistant Coach	Nathan Choate	3rd season (Cal Poly, '02)
Assistant Coach	Rusty McNamara (#20)	3rd season (Oklahoma State, '98)
Director of Baseball Operations	Brett Martinez	2nd season (Riverside Community College, '10)
Athletic Trainer	Mark Espinosa	

2010 Highlanders Alphabetical Roster

No	Player	Pos	HT	WT	YR	B/T	Hometown / Previous School
30	David Andriese	OF	6-2	205	Fr.	L/R	Redlands, CA / Redlands East Valley HS
35	Matt Andriese	RHP	6-2	175	So.	R/R	Redlands, CA / Redlands East Valley HS
27	Kyle Boudreau	1B	6-1	220	Fr.	L/R	Tustin, CA / Beckman HS
11	Robert Brantly	C	6-2	200	So.	L/R	Temecula Valley, CA / Chappral HS
	Brandon Cooley	RHP	6-4	195	Fr.	R/R	Vista, CA / Rancho Bueno Vista HS
23	Kevin Dickey	RHP	6-3	185	Sr.	R/R	Mission Viejo, CA / Capistrano Valley HS
26	Ben Doucette	LHP	5-10	180	Fr.	L/L	El Segundo, CA / El Segundo HS
19	Joie Dunyon	RHP	5-10	180	Fr.	R/R	Long Beach, CA / St. John Bosco HS
34	Dustin Emmons	RHP	6-1	205	Jr.	R/R	La Crescenta, CA / Crescenta Valley HS
14	Trevor Frank	RHP	6-0	175	Fr.	R/R	El Cajon, CA / Valhalla HS
29	Mark Garcia	LHP	5-10	175	Fr.	L/L	Pomona, CA / Damien HS
6	Ryan Goetz	INF	5-10	170	Sr.	S/R	Temple City, CA / Bishop Amat HS
28	Donovan Gonzales	RHP	6-1	180	Fr.	R/R	Palms, CA / Twenty-Nine Palms HS
3	Joey Gonzales	OF	5-10	185	Sr.	L/L	Riverside, CA / Martin Luther King HS
10	Trevor Hairgrove	INF	6-1	175	Jr.	R/R	Highland, CA / Redlands East Valley HS
4	Phil Holinsworth	INF	5-10	150	Fr.	R/R	Chino Hills, CA / Chino Hills HS
1	Bryan Horst	INF	5-10	180	Sr.	R/R	Riverside, CA / Martin Luther King HS
25	Michael Hur	OF	6-0	180	Sr.	R/R	Stevenson Ranch, CA / Riverside CC
5	Trent Jemmett	INF	5-10	175	So.	R/R	San Diego, CA / La Jolla HS
	Ryan Kozaka	C	5-10	180	Fr.	R/R	Alta Loma, CA / Los Osos HS
18	Matt Larkins	RHP	6-1	215	Jr.	R/R	Corona, CA / Temescal Canyon HS
44	Tommy Mackoul	LHP	6-3	190	So.	L/L	San Clemente, CA / Capistrano Valley HS
16	Brian McConkey	1B	6-1	215	Sr.	L/R	Santa Maria, CA / Cuesta College
48	Andrew Mistone	INF	6-1	200	RFr.	R/R	La Verne, CA / Bishop Amat HS
43	Kyle Nelson	LHP	6-5	175	Fr.	L/L	Corona, CA / Corona HS
22	Mike Nesbitt	OF	6-1	190	Sr.	L/R	Yorba Linda, CA / Cypress College
15	Tony Nix	OF	5-11	175	Jr.	R/R	Poway, CA / Poway HS
21	Eddie Orozco	RHP	6-2	190	So.	R/R	Riverside, CA / Rubidoux HS
17	Mitch Patito	RHP	6-0	185	Fr.	R/R	Mira Loma, CA / Patriot HS
9	Dan Pellegrino	C	5-10	175	Jr.	R/R	Poway, CA / Poway HS
33	Justin Shults	1B/OF	6-2	190	Jr.	L/R	Valencia, CA / Valencia HS
32	Derek Speigner	RHP	6-1	185	Jr.	R/R	Gig Harbor, WA / Lower Columbia College
36	Bart Steponovich	C	6-0	190	RFr.	R/R	Columbia, MO / Hickman HS
8	Kasey Toven	INF	5-8	155	Fr.	L/R	Northridge, CA / Chatsworth HS
42	Mike Wolford	RHP	6-3	185	Jr.	R/R	Hemet, CA / Hemet HS
24	Eddie Young	INF	5-10	185	So.	L/R	El Cajon, CA / Christian HS

Head Coach

Doug Smith (#12)

6th season (UC Riverside, '75)

Assistant Coach

Randy Betten (#7)

6th season (Thomas Edison State, '98)

Assistant Coach

Nathan Choate

3rd season (Cal Poly, '02)

Assistant Coach

Rusty McNamara (#20)

3rd season (Oklahoma State, '98)

Director of Baseball Operations

Brett Martinez

2nd season (Riverside Community College, '10)

Athletic Trainer

Mark Espinosa

Kevin Dickey 23

Senior RHP 6-3 R/R

Mission Viejo, CA

Capistrano Valley HS

2009 Finished second on the squad in saves, third in games finished, and fifth in relief appearances ... Picked up the first win of his career with one inning of scoreless relief in a 5-4 win over San Francisco on Feb. 27 ... Pitched an inning at Loyola Marymount on March 10 to earn his first collegiate save in UCR's 10-9 victory ... Struck out 3 batters in an inning in a relief appearance against Texas Tech on Mar. 5 ...

2008 Struck out 2 and walked 2 in 1.2 innings ...

2007 Pitched 1 inning in NCAA Regional vs. Arizona State on June 2 ... Appeared as a pinch-runner against Santa Clara on Mar. 17 and at Washington on Apr. 15 ... Saw his first action on the mound in a 1-inning relief stint vs. Nevada on Feb. 2 ... Recorded his first strikeout at Oklahoma on Mar. 2 ...

High School Two-year letterwinner at Capistrano Valley HS under Head Coach Bob Zamora ... Helped Cougars to South Coast League Championship as a

junior and senior ... Hit .462 as a senior ... Named First-Team All-League and First-Team All-County his senior season ... Played in North-South County and South Coast League All-Star Games ... Voted "Best Offensive Player" at 2005 Southland Showcase ...

Personal Kevin Dickey is the son of Dave and Kathi Dickey ... Majoring in business ... Cheers for the LA Lakers and Dodgers and Tampa Bay Buccaneers ... Favorite athletes are Ken Griffey, Jr., David Ortiz, and Kobe Bryant ... Enjoys reading sports biographies ... Favorite food is pizza ... Favorite movies are "Dumb and Dumber," "Friday Night Lights" and "Zoolander" ... Watches "SportsCenter" and "American Idol" on TV ... Listens to Green Day, Rascal Flatts, and Red Hot Chili Peppers ... Hobbies include playing basketball and going to the beach ... His most memorable sports moment was winning back-to-back SCL Championships ... Biggest influence has been his parents, who have supported him ...



Year	ERA	W	L	App	GS	CG	SHO	CBO	SV	IP	H	R	ER	BB	SO	2B	3B	HR	AB	Avg	WP	HBP	SF	SH	BK
2007	4.91	0	0	7	0	0	0	0	0	7.1	12	8	4	3	7	3	1	0	34	.353	2	1	0	1	0
2008	0.00	0	0	1	0	0	0	0	0	1.2	0	0	0	2	2	0	0	0	4	.000	1	0	0	1	0
2009	6.55	1	2	9	0	0	0	0	1	11.0	23	10	8	1	8	4	1	2	55	.418	1	3	0	2	0
Totals	5.40	1	2	17	0	0	0	0	1	20.0	35	18	12	6	17	7	2	2	93	.376	4	4	0	4	0

Ryan Goetz 6

Senior INF 5-10 L/R

Temple City, CA

Bishop Amat HS

2009 Named to the All-Big West First Team ... Recorded 19 multi-hit games, third-best on the team, and 14 multi-RBI games which tied for the most on the squad ... Ranked first on the team in games played and games started; second in batting average, RBIs, triples and home runs; third in on base percentage, hits and total bases; and fourth in slugging percentage, runs scored, doubles, and stolen bases ... Increased his batting average 75 points, his OBP 78 points and his SLG 135 points from a year ago ... Posted a 9-game hitting streak from Apr. 25 - May 9 ... Recorded a career-high 4 hits on 2 occasions—vs. UCLA on April 21 and vs. UNLV on May 12 ... Drove in a career-high 4 runs on 2 occasions—vs. UCLA on April 21 and vs. UC Santa Barbara on May 15 ... Scored a career-high 3 runs at UCLA on Feb. 25 ... Was 1 of 2 Highlanders to start all 53 games ...

2008 Named Big West Baseball Player of the Week on April 21 ... Ranked among the top-5 on the team in slugging percentage, hits, RBI, doubles, and triples ... Recorded 13 multi-hit games, 10 games of 2 or more RBIs and 3 games with 2 or more runs scored ...

2007 Ranked fifth on the team in batting average ... Did not make an error in 11 chances ... Led UCR with a .389 batting average in conference ... Went 2-for-2 off the bench with his first career home run against Cal State Northridge on May 12 ... Finished the NCAA Regional 1-for-8 appearing in all 3 games ... Recorded 6 multi-hit

games, 3 games with 2 or more RBIs and 2 games with 2 or more runs ... Picked up his first start and recorded his first hit (a third-inning single) on Feb. 1 vs. Nevada ...

High School Three-year letter winner at Bishop Amat Memorial HS under Head Coach Ken Kendrena ... Helped lead Lancers to 2006 Serra League Championship ... Named 1st Team All-Serra League as a senior ... Won 2005 Arcadia Invitational Tournament MVP Award in leading team to title ... Played on CBCA North-South Team ... 2nd Team All-East San Gabriel Valley ... Voted team Player of the Year ...

Personal Ryan Goetz is the son of John and Sherri Goetz ... Majoring in interdisciplinary studies ... Career goal is to play pro baseball and become a police officer or an officer in the Navy ... Roots for the LA Dodgers and Lakers, and the Green Bay Packers ... Favorite athletes are Chase Utley and Al Harris ... Enjoys reading J.D. Salinger and Michael Crichton... Favorite books are "Catcher in the Rye" and "Eaters of the Dead" ... Enjoys eating sushi ... Watches "SportsCenter," "Fantasy Factory" and "Baseball Tonight" ... Favorite movies are "My Best Friends Girl," "Man On Fire" and "Bull Durham" ... Listens to Lil Wayne, Atreyo, and Drake ... Hobbies include bowling and working out ... Most memorable sports moments are winning the 2007 Big West Championship and being named First-Team All-Best West in 2009 ... Lists his father as his biggest influence ...



Year	Avg	GP-GS	AB	R	H	2B	3B	HR	RBI	TB	SLG	BB	HBP	SO	GDP	OBP	SF	SH	SB-SBA	OPS	PO	A	E	Fld%
2007	.292	37-21	89	10	26	5	0	1	16	34	.382	7	0	11	1	.337	2	1	15-22	.719	4	7	0	1.000
2008	.265	52-48	196	24	52	11	3	1	33	72	.367	13	0	32	4	.308	2	3	5-8	.675	221	34	6	.977
2009	.340	53-53	215	35	73	16	2	5	45	108	.502	14	4	9	3	.386	3	0	5-11	.888	28	125	9	.944
Totals	.302	142-122	500	69	151	32	5	7	94	214	.428	34	4	52	8	.347	7	4	25-41	.775	253	166	15	.965

3 Joey Gonzales

Riverside, CA Martin Luther King HS

Senior OF 5-10 L/L



2009 Named to the Big West Academic All-Conference Team and UCR Male Scholar-Athlete of the Year ... Second on the team in home runs, third in stolen bases and fifth in runs scored ... Recorded 9 multi-hit games including a career-high 4 vs. UCLA on Apr. 21, 5 games with 2 RBIs and 5 games with 2 or more runs ...

2008 Named 2nd Team All-Conference ... Led UCR in runs; was second in batting average, OBP, hits, and stolen bases; tied for second in home runs; and third in SLG and doubles ... Recorded 23 multi-hit games, including 7 of 3 hits; 5 games with multiple RBIs, including a career-high 3 at UCLA on Apr. 12; and 16 games with multiple runs scored, including a career-high 4 at Pacific on May 3 ...

2007 Named to the Freshman All-America Team by Collegiate Baseball and Ping! ... Earned Rivals.com 2nd-Team All-America Honors ... Named Big West Freshman Player of the Year and 2nd-Team All-Conference ... Led UCR in batting average, was second in stolen bases, tied for second in doubles, third in OBP and fourth in SLG and runs scored ... Hit his first career home run at San Diego St. on May 1 ... Recorded a team-high 14-game hitting streak from Feb. 27 through Mar. 31 ... Picked up his first college hit against Gonzaga on Feb. 11 ... Posted 18 multi-hit games including 7 with 3 hits, 3 games with 2 RBIs and 8 games with 2 or more runs including a career-high 3 runs at Cal State Northridge on May 12 ...

High School Was a three-year letter winner at Martin Luther King HS under Coach Rich Graves ... Helped Wolves to the league title as a sophomore ... Named 1st-Team All-Ivy League and 1st-Team All-Riverside County as a senior ... Played in the Riverside County All-Star Game in 2006 ... Earned school's Scholar Athlete of the Year Award as a senior ... Played on the 2006 USABF World Series Championship team ... Voted team MVP and Offensive MVP as a junior ... Named 2nd-Team All-Ivy League as a junior ... Played in the 2005 CBCA North/South All-Star Game ... Earned High Honors, Presidential Scholar Award and was a 3-year scholar athlete ... Served on the Riverside Youth Advisory Council ...

Personal Joseph John Gonzales is the son of Ken and Kathy Gonzales ... Political science major ... Roots for the LA Dodgers and Oakland Raiders ... Muhammad Ali and David Sproules are among his favorite athletes ... "Where the Red Fern Grows" is his favorite novel and Chuck Palahniuk is his favorite author ... Enjoys sushi ... Favorite movies are "Fight Club," "Troy" and "Bull Durham" ... Enjoys watching "Friends" and "Two And A Half Men" on TV ... Listens to Kings of Leon and Need to Breathe ... Hobbies are training and working with dogs ... Most memorable sports moment is winning the Big West in 2007 ... Career goal is to become a firefighter ... Is the first in his family to go to a 4-year university ...

Year	Avg	GP-GS	AB	R	H	2B	3B	HR	RBI	TB	SLG	BB	HBP	SO	GDP	OBP	SF	SH	SB-SBA	OPS	PO	A	E	Fld%
2007	.356	54-41	180	41	64	14	0	2	19	84	.467	19	1	31	1	.420	0	7	9-14	.887	86	1	4	.956
2008	.330	54-52	215	48	71	10	3	4	29	99	.460	22	4	43	2	.401	1	3	15-18	.861	87	5	2	.979
2009	.261	43-39	153	29	40	7	1	5	23	64	.418	15	2	19	0	.328	4	1	6-10	.746	100	2	1	.990
Totals	.319	151-132	548	118	175	31	4	11	71	247	.451	56	7	93	3	.386	5	11	30-42	.837	273	8	7	.976

1 Bryan Horst

Riverside, CA Martin Luther King HS

Senior INF 5-10 R/R



2009 Hit the first home run of his college career and knocked in a career-high 4 runs on May 5 at UNLV ... Finished eighth in the Big West in assists ... Ranked fourth on the team in walks, and fifth in steals ... Had 9 multi-hit games ... Scored a career-high 3 runs 2 times — vs. Columbia on Mar. 13 and at UNLV on May 5 ...

2008 Led Highlanders reserves in batting average and OBP ... Recorded a career-high 3 hits at Loyola Marymount on Mar. 11 ... Dislocated his shoulder at Texas Tech on May 24 ...

2007 Led UCR reserves in hits and runs scored, was tied for first in RBIs and second in batting average ... Made his first college start on Feb. 2 vs. Nevada where he picked up the first hits of his career going 2 for 4 with a run scored ... Had 4 additional 2-hit games including 3 of his last 4 ... Ended the year with a 6-game hitting streak in which he went 9 for 27 with 4 runs scored and 8 runs batted in ... Had 3 multiple-RBI games ... Scored 2 runs in a game on 3 occasions ... The first extra base hit of his

career was a double vs. San Diego on Feb. 27 ...

High School Was a four-year letter winner at Martin Luther King HS under Head Coach Rich Graves ... Named to the All-League 1st Team on three occasions ... Helped lead the Wolves to the Sunkist League title as a sophomore ... Was named team Rookie of the Year in 2003 and captained his junior and senior squads ... Played in the 2005-06 Connie Mack World Series ...

Personal Bryan A. Horst is the son of Vern and Carmen Horst ... His uncle is Baseball Hall of Famer Luis Aparicio ... Majoring in interdisciplinary studies ... Career goal is to play pro baseball and be a prosecuting lawyer for the DA's office ... Cheers for the LA Angels ... His favorite athlete is Derek Jeter ... Enjoys eating sushi ... Watches "Rob & Big" and "SportsCenter" on television ... "Inglorious Bastards" and "Wedding Crashers" are his favorite movies ... Cites his parents as having had the biggest influence on his athletics career ... Most memorable sports moment was winning the Big West in 2007 ...

Year	Avg	GP-GS	AB	R	H	2B	3B	HR	RBI	TB	SLG	BB	HBP	SO	GDP	OBP	SF	SH	SB-SBA	OPS	PO	A	E	Fld%
2007	.294	21-18	68	13	20	2	0	0	10	22	.324	5	0	10	3	.388	1	2	0-0	.662	0	0	0	--
2008	.300	14-13	40	5	12	2	0	0	6	14	.350	4	1	7	1	.370	1	1	0-0	.720	17	39	7	.889
2009	.227	49-46	172	28	39	9	0	1	14	51	.297	16	4	33	5	.306	1	6	4-4	.603	78	143	7	.969
Totals	.254	84-77	280	46	71	13	0	1	30	87	.311	25	5	50	9	.323	3	9	4-4	.634	95	182	14	.952

Michael Hur 25

Senior OF 6-1 R/R

2009 Named to the All-Big West First Team and to the ABCA West Region First-Team ... Ranked fifth in the Conference in slugging percentage, sixth in batting average, and seventh in RBIs ... Led the team in batting average, slugging percentage, on base percentage, RBIs, home runs, and total bases; was second in runs scored, hits and triples; third in doubles, and fourth in walks ... Recorded a 9-game hitting streak, third-best on the team, from Apr. 10-25 ... Had 21 multi-hit games, second-most on the squad, including 8 games with 3 hits and a career-high 4 hits on three occasions ... Recorded 14 multi-RBI games, tied for best on the team, including knocking in a career-high 4 runs on May 24 at Cal Poly ... Scored multiple runs in a game on 11 occasions including 4 in a game in back-to-back games—vs. UC Irvine on Apr. 19 and vs. UCLA on April 21 ... Hit the first home run of his career in the fifth inning of an 8-7 loss at Cal on Feb. 20 ... Hit 1 home run in 3 straight games on Apr. 21 vs. UCLA, and at Cal State Northridge on Apr. 24 and 25 ...

2008 (Riverside Community College) Played baseball at RCC under Head Coach Dennis Rodgers ... Named All-Orange Empire Conference ... Team made it to the Final Four of the State Championship ...

2007 Saw action in 11 contests for UC Riverside ... Member of the 2007 Big West Championship team ...

Stevenson Ranch, CA

Picked up his first collegiate hit in his first career at bat—a pinch hitting appearance in the 6th inning of the Highlanders 8-4 win vs. Nevada on February 1 ... Came around to score his first run later that inning ... Drove in his first career run when he was hit by a pitch with the bases loaded on Mar. 17 in a 17-3 win vs. Santa Clara ...

High School Three-year letter winner at Valencia HS under Head Coach Jared Snyder ... Helped the Vikings to the Foothill League title in 2004 and 2006 ... Named 2005 and 2006 All-League ... Named to the All-Tournament team in the 2006 Sunbelt Classic ... MVP of the 2005 Fall Baseball Resources Tournament ...

Personal Michael Min Hur is the son of Ben and Cathy Hur ... Majoring in interdisciplinary studies with concentrations in business and history ... Considers his parents to be his biggest athletic influences ... Roots for the Los Angeles Dodgers ... Favorite athletes are Alex Rodriguez and Chipper Jones ... Enjoys eating chicken parmesan, Korean BBQ, and sushi ... Watches “That ’70s Show,” “The Office” and “Family Guy” ... Lists “The Hangover,” “Anchorman” and “Major League” as his favorite movies ... Listens to Halifax, Atreyu, and Bullet For My Valentine ... His career goal is to play in the major leagues ... Hobbies include snow boarding and playing video games ...

Valencia HS



Year	Avg	GP-GS	AB	R	H	2B	3B	HR	RBI	TB	SLG	BB	HBP	SO	GDP	OBP	SF	SH	SB-SBA	OPS	PO	A	E	Fld%
2007	.083	11-2	12	1	1	0	0	0	1	1	.083	0	1	3	0	.154	0	1	0-0	.237	2	0	1	.667
2008	Played at RCC																							
2009	.372	52-49	199	46	74	17	2	7	52	116	.583	16	5	33	5	.426	3	2	1-2	1.009	38	1	1	.975
Totals	.355	63-51	211	47	75	17	2	7	53	117	.555	16	6	36	5	.411	3	3	1-2	.966	40	1	2	.953

Brian McConkey 16

Senior 1B 6-3 L/R

2009 Finished fifth in the Big West in putouts and seventh in chances ... Ranked fourth on the team in on base percentage ... Picked up the first start and first hit of his UCR career on February 20 in an 8-7 loss at California (eighth inning single) ... Drove in a career-high 4 RBIs at UCLA on Feb. 25 ... Recorded 7 multi-hit games including 2 with 3 hits—vs. UCLA on Apr. 21 and at Cal State Northridge on Apr. 26 ... Scored 2 runs in a game on 3 occasions ...

2007-08 (Cuesta Junior College) Played for two years under Coach Bob Miller ... Named 2008 First-Team All-Conference ... Named Athlete of the Month ...

High School Four-year letter winner in baseball, three-year letter winner in basketball, and two-year letter winner in football at St. Joseph HS ... Named Los Padres First-Team in baseball in 2005 and 2006 ... 2005 Second-Team All-League and All-Area in basketball ... 2006 First-Team All-League in basketball ... Named 2006 St.

Santa Maria, CA

Joseph’s Male Athlete of the Year ... Two-time academic honor roll member ...

Personal Brian Mitchel McConkey is the son of Gary and Mona McConkey ... Majoring in interdisciplinary studies ... Roots for the Los Angeles Angels and Washington Redskins ... Lists Michael Jordan and Joe Dimaggio as his favorite athletes ... Enjoys eating sushi ... Watches “Family Guy,” “Saved By The Bell” and “Entourage” on television and considers “Step Brothers,” “Superbad” and “Taken” to be his favorite movies ... Listens to Lil Wayne, Drake, and Michael Jackson ... Hobbies include playing video games, watching movies, and collecting autographs ... Cites his father as his biggest athletic influence because he always pushed him to be his best, work hard, and believe in himself and his dreams ... Career goal is to earn his college degree and be successful ... His most memorable sports moment was hitting the game-winning RBI in the quarterfinals during his senior season in high school ..

St. Joseph HS



Year	Avg	GP-GS	AB	R	H	2B	3B	HR	RBI	TB	SLG	BB	HBP	SO	GDP	OBP	SF	SH	SB-SBA	OPS	PO	A	E	Fld%
2009	.256	44-39	121	19	31	7	0	0	17	38	.314	23	4	20	3	.384	3	0	2-2	.698	372	23	9	.978
Totals	.256	44-39	121	19	31	7	0	0	17	38	.314	23	4	20	3	.384	3	0	2-2	.698	372	23	9	.978

22 Mike Nesbitt

Esperanza HS

Senior OF 6-1 L/R Yorba Linda, CA



2009 Ranked third on the squad in games played as a reserve ... Earned his first start at UCR at California on Feb. 20 ... Recorded his first collegiate hit (an 8th-inning, lead-off double) and scored his first run at Cal on Feb. 21 ... Posted 3 2-hit games, drove in 2 runs on 2 occasions— at CSU Bakersfield on Apr. 11 and vs. UC Irvine on Apr. 19—and scored 2 runs vs. UCLA on Apr. 19 ...

2007-08 (Cypress College) Played under Coach Scott Pickler ... Named 2007 Second-Team Orange Empire Conference ... 2007 playoff runner-ups ... Chargers made it to the semifinals of the Southern Section in 2008 ...

High School Three-year letter winner in baseball at Esperanza High School under coaches Mike Curran and Pat Wren ... Led the Aztecs to the 2004 and 2006 Sunset League championships ... Team reached the playoffs his

last two seasons ... Named 2006 Second-Team All-Orange County ... Honor roll member ..

Personal Michael Charles Nesbitt is the son of Bob and Laura Nesbitt ... Majoring in business ... Brother, Rob, played baseball at Cal from 2001-06 ... Roots for the Anaheim Angels, Green Bay Packers, New York Rangers, and Detroit Red Wings ... Enjoys eating steak ... Listens to Incubus and Dierks Bentley ... Watches “Entourage,” “Weeds” and “Two And A Half Men” on television ... Enjoys reading the works of James Patterson ... Hobbies include camping ... Most memorable sports moment was playing in the finals for Cypress College ... Considers his brother to be his biggest athletics influence because they always competed against one another and pushed each other ...

Year	Avg	GP-GS	AB	R	H	2B	3B	HR	RBI	TB	SLG	BB	HBP	SO	GDP	OBP	SF	SH	SB-SBA	OPS	PO	A	E	Fld%
2009	.235	29-17	68	9	16	5	1	0	7	23	.338	8	1	12	1	.321	1	2	3-3	.659	10	1	0	1.000
Totals	.235	29-17	68	9	16	5	1	0	7	23	.338	8	1	12	1	.321	1	2	3-3	.659	10	1	0	1.000

34 Dustin Emmons

Crescenta Valley HS

Junior RHP 6-1 R/R La Crescenta, CA



2009 Named to the All-Big West Second Team ... Tied for first on the squad in appearances and lowest opponent batting average ... His ERA in conference play was 2.22 ... Earned his first-ever win on Mar. 31 vs. San Diego Struck out a career-high 5 batters in 2.1 innings vs. San Francisco on Feb. 27 ... Threw a career-high 6.1 innings in relief vs. UC Irvine on Apr. 18 ...

2008 Ranked among the top five on the team in games finished and games in relief ... Participated in his first game as a collegian against #29 Pepperdine on Feb. 26 ...

High School Four-year letter winner under Coach Phil Torres ... Louisville Slugger All-American ... Named First-Team All-Pacific League in 2004, 2005, and 2006 ... Named All-CIF Division 1 in 2005, 2006, and 2007 ... Named 2006 Pacific League MVP ... Participated in the Area Code games and won two Babe Ruth World Series titles back to back ...

Personal Dustin Emmons is the son of Bruce and Lori Carrico ... Majoring in interdisciplinary studies with a minor in sociology ... Cheers for the Los Angeles Dodgers and Houston Astros ... Favorite athletes are Wanye Gretsky and Trevor Hoffman ... Enjoys reading “Tug McGraw Autobiography” and “One Flew Over the Cuckoo’s Nest” ... Favorite food is steak and tacos ... Favorite TV shows are “Sports Center” and “Prison Break” ... Favorite movies are “The Guardian” and “Friday Night Lights” ... Listens to Tim McGraw and Brooks and Dunn ... Hobbies include playing Xbox and hanging out with friends ... Cites his father as his greatest influence because he has taught him everything he knows ... His most memorable sports achievement was winning the senior Babe Ruth World Series in 2006 ...

Year	Avg	GP-GS	AB	R	H	2B	3B	HR	RBI	TB	SLG	BB	HBP	SO	GDP	OBP	SF	SH	SB-SBA	OPS	PO	A	E	Fld%
2008	.222	5-2	9	0	2	0	0	0	0	2	.222	0	0	1	0	.222	0	0	0-0	.444	2	4	1	.857
Totals	.222	5-2	9	0	2	0	0	0	0	2	.222	0	0	1	0	.222	0	0	0-0	.444	2	4	1	.857

Year	ERA	W	L	App	GS	CG	SHO	CBO	SV	IP	H	R	ER	BB	SO	2B	3B	HR	AB	Avg	WP	HBP	SF	SH	BK
2008	6.35	0	0	13	0	0	0	1	0	17.0	26	13	12	5	9	4	2	3	75	.361	0	3	1	0	1
2009	2.80	1	3	23	0	0	0	0	0	45.0	34	23	14	16	29	7	1	3	161	.211	6	5	1	7	1
Totals	3.77	1	3	36	0	0	0	1	0	62.0	60	36	26	21	38	11	3	6	236	.254	6	8	2	7	2

Trevor Hairgrove 10

Junior INF 6-0 R/R Highland, CA

Redlands East Valley HS

2009 Finished second in the Big West in assists ... Ranked second on the team in triples; third in runs scored, walks, games played and started; fourth in total plate appearances and at bats; and fifth in runs batted in and doubles ... Had 12 games with multiple hits including 4 with 3 base knocks ... Recorded 7 games with multiple RBIs including 3 with 3 RBIs ... Scored multiple runs in 8 games including 1 game with 3—at UNLV on May 5—and one with 4—vs. Columbia on Mar. 15 ... Connected on his first home run at Cal on Feb. 21 ...

2008 Finished fourth on the team in batting average, fourth in doubles, sixth in hits and fifth in runs scored ... Made his first career start against Washington on Feb. 23 ... Picked up his first career hit and RBI as a collegian on Mar. 1 against Nebraska ... Recorded a career-high four hits at Cal State Fullerton on Mar. 29 and at Pacific on May 3 ... Had 8 other multi-hit games including 1 with 3 hits ... Knocked in a season-high 2 runs at Pacific on May 3 ... Scored 3 runs on 5 occasions ... Had a career-high 8-game hitting streak from April 5-15 ...

High School Was a three-year letter winner at Red-

lands East Valley High School ... Named First-Team All-County in 2006 and played in the North-South All-Star Showcase ... Played for the 2006 Dodgers Elite Team ...

Personal Trevor Lance Hairgrove is the son of Lance and Annette Hairgrove ... Majoring in interdisciplinary studies with the goal of playing professional baseball or being a teacher and coach ... Cheers for the LA Angels, the San Diego Chargers, and the Cleveland Cavaliers ... His favorite athletes are Derek Jeter, LeBron James, and LT ... Enjoys eating salmon, shrimp, and steak ... His favorite books are “The Da Vinci Code” and “Angels and Demons” and his favorite writer is Dan Brown ... Enjoys watching “Fantasy Factory,” “Nitro Circus” and “Survivor” ... Lists “Transformers,” “Angels and Demons” and “Gladiator” among his favorite movies ... His hobbies include golf, body boarding, and napping ... Cites his father as his biggest influence for pushing him to do his best and not to hold back ... His most memorable sports moment is hitting 3 homeruns in 1 game, 1 of which was a grand slam ... Is the first in his family to receive a scholarship to play a sport in college ...



Year	Avg	GP-GS	AB	R	H	2B	3B	HR	RBI	TB	SLG	BB	HBP	SO	GDP	OBP	SF	SH	SB-SBA	OPS	PO	A	E	Fld%
2008	.278	45-42	162	25	45	8	1	0	6	55	.340	6	2	35	3	.312	0	3	1-2	.652	62	128	12	.941
2009	.251	52-52	175	37	44	11	2	2	29	65	.371	20	6	33	0	.343	3	7	3-3	.714	73	170	15	.942
Totals	.264	97-94	337	62	89	19	3	2	35	120	.356	26	8	68	3	.329	3	10	4-5	.685	135	298	27	.941

Matt Larkins 18

Junior RHP 6-1 R/R

Corona, CA Temescal Canyon HS

2009 Ranked third on the team in most appearances and games in relief ... Tied for the fourth-most wins on the squad and ranked fifth on the team in strikeouts ... Had the second lowest batting average against and third lowest earned run average of the UCR relief corps ... Struck out a career-high 6 hitters in 3 inning of relief in a 9-8 win over Texas Tech on Mar. 3 ... His longest relief appearance of the season was 5.1 innings vs. UC Santa Barbara on May 15 ...

2008 Earned a spot in the starting rotation as a freshman ... Led the team in winning percentage and wins ... One of two pitchers to start 11 or more games ... Made his first appearance, recorded his first start and picked up his first win in a 6-3 victory over Washington on Feb. 23 ... Struck out a season-high 5 batters on 2 occasions—at Nevada on Mar. 8 and vs. Harvard on Mar. 21 ...

High School Letter winner at Temescal Canyon High School under Coach Don Kruger ... Named 2005 and 2006 Second-Team All-League, Second-Team All-Val-

ley, and earned the Pitching Award ... 2006 North-South All-Star and California Junior All Stars ...Finished high school in the top 10 percent in his class ...

Personal Mathew Larkins is the son of Ray and Bonnie Larkins ... Majoring in interdisciplinary studies ... Cheers for the Los Angeles Dodgers, Atlanta Falcons and Los Angeles Lakers ... Favorite athletes are Derek Jeter and Chad Billingsly ... Enjoys reading the works of Stephen King ... Favorite book is “Life of Pi” ... Enjoys eating steak and seafood ... Watches “Baseball Tonight,” “NCIS” and “Two And A Half Men” on television and consider “Bull Durham” and “Deja Vu” his favorite movies ... Listens to Rascal Flatts and Eric Church ... Hobbies include going to the beach, working out, playing sports and hanging out with friends ... Cites his father as his greatest influence because he has pushed him ... His most memorable sports moment was winning his first league championship for Temescal Canyon ...



Year	ERA	W	L	App	GS	CG	SHO	CBO	SV	IP	H	R	ER	BB	SO	2B	3B	HR	AB	Avg	WP	HBP	SF	SH	BK
2008	6.79	6	5	13	11	0	0	0	0	62.1	100	58	47	15	34	15	5	5	270	.370	10	9	6	1	1
2009	3.86	4	2	18	0	0	0	0	0	35.0	33	19	15	15	32	0	2	1	128	.258	5	3	1	3	1
Totals	5.73	10	7	31	11	0	0	0	0	97.1	133	77	62	30	66	15	7	6	398	.334	15	12	7	4	2

15 Tony Nix

Poway HS

Junior OF 5-11 R/R

Poway, CA



2009 Recorded a 17-game hitting streak from Feb. 21 - Mar. 23 ... Ranked seventh in the Big West in doubles ... Ranked second on the team in slugging, doubles, triples, stolen bases, and steal attempts; third in runs batted in, and games played; fourth in batting average, total bases and hits; and fifth in on base percentage ... Posted 16 multiple hit games, including 5 with 3 hits ... Recorded 11 games with at least 2 RBIs including 3 games with 3 RBIs and 1 with a career-high 4 runs batted in at UNLV on May 5 ... Scored 2 or more runs on 5 occasions ...

2008 Tied for the team-high in triples ... Played in his first game as a collegian against Washington on Feb. 22 ... Started his first game and scored his first career run against Washington on Feb. 23 ... Picked up his first hit (a second inning single to center) in the second game of a double header at Nebraska on Mar. 1 ... Recorded 4 games with multiple hits including 1 with 3 hits vs. LaSalle on Mar. 3 ... Knocked in 2 runs on 2 occasions—at Pacific on May 3 and vs. UC Irvine on May 6 ... Scored a season-high 2 runs vs. LaSalle on Mar. 3 connecting on his first collegiate home run in the same game ...

High School Letter winner at Poway High School under Coach Bob Parry ... 2005 All-Palomar League Honorable Mention ... 2006 Team MVP, All-Palomar League, All Section First Team, All CIF First Team, and First-Team All-State ...

Personal Anthony J. Nix is the son of Carol and Mike Nix ... Majoring in political science ... Roots for the San Diego Chargers and Padres ... Lists Shawne Merriman and Torri Hunter as his favorite athletes ... Enjoys eating chocolate chip cookies and watermelon sour patch ... Watches "24" and "Baseball Tonight" on television and lists "300," "The Lion King" and "Top Gun" among his favorite movies ... Listens to the Rascal Flatts and Sugarland ... His most memorable sporting achievement was winning CIF in high school ... Hobbies include watching movies ... Career goal is to win the lottery ... Considers his parents to be his biggest athletics influences because they have always been there for him and encouraged him to do his best ...


Year	Avg	GP-GS	AB	R	H	2B	3B	HR	RBI	TB	SLG	BB	HBP	SO	GDP	OBP	SF	SH	SB-SBA	OPS	PO	A	E	Fld%
2008	.189	32-25	90	9	17	4	3	2	10	33	.367	6	7	21	1	.291	0	3	0-2	.658	55	0	2	.965
2009	.318	52-41	173	26	55	18	2	4	39	89	.514	10	4	30	1	.356	7	4	10-11	.870	74	6	3	.964
Totals	.274	84-66	263	35	72	22	5	6	49	122	.464	16	11	51	2	.333	7	7	10-13	.797	129	6	5	.964

9 Dan Pellegrino

Poway HS

Junior C 5-10 R/R

Poway, CA



2009 Named to the Big West Academic All-Conference Team ... Finished seventh among Big West Conference catchers in runners caught stealing ... Recorded 5 multi-hit games including 3 with 3 hits ... Tied his career high with 2 RBIs vs. Gonzaga on Mar. 6 ... Scored 2 or more runs in a game on 4 occasions including a career-high 3 runs at UNLV on May 5 and vs. UC Santa Barbara on May 16 ... Hit the first home run of his career vs. Gonzaga on Mar. 6 ...

2008 Scored his first career run in his first ever game as a member of the Highlanders against Washington on Feb. 23 ... Picked up his first collegiate hit, a fifth inning single up the middle, at Texas Tech on Mar. 25 ... Recorded his first 2 RBIs as a collegian in that same game ... Had 2 or more hits in a game on 4 occasions including a career-high 3 hits at Cal State Fullerton on Mar. 28 ...

High School Three-year letter winner in baseball at Poway High School ... Named 2007 First-Team All-League ... Team MVP ... Named Lions Tournament MVP ... Named Union Tribune All-San Diego section second-team in 2005 and 2007 ...

Personal Daniel James Pellegrino is the son of Jack and Jamie Pellegrino ... Majoring in business ... Roots for the San Diego Padres and Chargers ... Favorite athletes are Alex Rodriguez and Phillip Rivers ... Enjoys eating pizza ... Watches "How I Met Your Mother" and "The Office" ... Favorite movie is "Happy Gilmore" ... Listens to Slightly Stoopid, Pepper, and Country ... Hobbies include playing golf and video games ... Most memorable sports moment was winning the San Diego CIF DI championship in 2006 ... His biggest influence is former hitting coach Deron Johnson because he taught him everything he knows about hitting ...

Year	Avg	GP-GS	AB	R	H	2B	3B	HR	RBI	TB	SLG	BB	HBP	SO	GDP	OBP	SF	SH	SB-SBA	OPS	PO	A	E	Fld%
2008	.207	27-23	87	7	18	2	0	0	8	20	.230	8	2	11	2	.286	1	4	0-1	.516	109	28	2	.986
2009	.253	34-27	95	16	24	6	0	1	10	33	.347	10	2	16	3	.333	1	1	0-0	.680	164	25	1	.995
Totals	.231	61-50	182	23	42	8	0	1	18	53	.291	18	4	27	5	.311	2	5	0-1	.602	273	53	3	.991

Justin Shults 33

Junior 1B/OF 6-2 L/R

2009 Connected on the first home run of his career vs. UC Santa Barbara on May 17 ... Recorded 5 multi-hit games including a career-high 3 hits vs. UC Santa Barbara on May 17 ... Drove in a career-high 2 runs at UC Davis on May 10 ... Scored 2 or more runs twice including a career-high 3 runs at UC Davis on May 10 ... Hit .486 (17-35) over his final 11 games of the season driving in 7 runs and scoring 8 over that span to raise his average on the year from .043 to .310 ...

2008 Played in and started his first game as a collegian on Feb. 22 against Washington ... Recorded his first hit, a fourth-inning double to right center, in the second game of a double header at Nebraska on March 1 ... Drove in his first run as a collegian at Texas Tech on March 24 ... Also recorded the first multi-hit and multi-run games of his career that day with 2 hits and 2 runs scored ...

Valencia, CA

Valencia HS

High School Named 2005 and 2006 All-Foothill League ... Named 2006 All-Area ... Named 2005 Defensive Player of the Year ... Named 2006 MVP ...

Personal Justin Shults is the son of Robert and Chris Shults ... His sister, Jessica, plays softball at Oklahoma ... Majoring in psychology ... Roots for the Los Angeles Dodgers and Lakers, and USC football ... Favorite athletes are Taylor Mays and Andre Ethier ... Enjoys eating sushi and Italian food ... Watches "Chuck," "24" and "How I Met Your Mother" on television and considers "Waterboy" and "Wedding Crashers" as his favorite movies ... Listens to LMFAO ... Hobbies include playing videogames ... His most memorable sports moment is being 2006 MVP and Team Captain in high school ... Biggest influences are his parents because they pushed him to be a better player and a better person ... Career goal is to become a college baseball head coach ...



Year	Avg	GP-GS	AB	R	H	2B	3B	HR	RBI	TB	SLG	BB	HBP	SO	GDP	OBP	SF	SH	SB-SBA	OPS	PO	A	E	Fld%
2008	.220	25-13	50	5	11	2	0	0	3	13	.260	7	0	17	1	.310	1	2	2-3	.570	37	2	0	1.000
2009	.310	25-14	58	10	18	5	1	1	8	28	.483	11	0	12	2	.414	1	3	3-3	.897	153	9	0	1.000
Totals	.269	50-27	108	15	29	7	1	1	11	41	.380	18	0	29	3	.367	2	5	5-6	.747	190	11	0	1.000

Derek Speigner 32

Junior RHP 6-1 R/R

2008-09 (Lower Columbia College) Redshirted the 2008 season but pitched for the Red Devils in 2009 for Head Coach Kelly Smith at Lower Columbia College ... Team finished second in the NWAACC in 2008 ...

High School Two-year letter winner in baseball at Gig Harbor High School for Head Coach Pete Jansen ... Participated in the 2007 High School All-Star Game ... Helped the Tides to the 2006 District Tournament ... Volunteered as an instructor at the sports academy camp ...

Personal Derek Dempsey Speigner is the son of Trece Edwardsen ... Majoring in engineering with the goal of working in energy resources after playing baseball to the highest level ... Roots for the Seattle Seahawks and

Gig Harbor, WA

Gig Harbor HS

Mariners ... Nolan Ryan is his favorite athlete ... Reads "The Book of Mormon" ... Thai food, fish, and steak are among his favorites ... Hobbies include snow boarding and fishing ... Listens to rock or country music ... "Planet Earth" is his favorite movie ... His most memorable sporting achievement was winning the USABF World Series with the Narrows baseball club during summer ball in high school ... Considers coaches Rob Hippi and Kelly Smith at Lower Columbia College to be his greatest athletics influences because they taught him about the mental toughness required to be successful playing baseball ...



42 Mike Wolford

Hemet, CA

Hemet HS

Junior RHP 6-3 R/R



2009 Tied his career-high with 2 strikeouts in a game on 3 occasions ... Threw a career-high 2.2 innings vs. UCLA on Apr. 21 ... Did not allow an earned run in 5 of his 9 appearances ...

2008 Appeared in his first game and struck out his first batter as a collegian against Washington on Feb. 23 ... Struck out a season high 2 hitters at Nebraska on Mar. 2 ... Did not allow an earned run in his final 4 appearances of the year over 4.0 innings ... Recorded his longest appearance of the year throwing 1.2 innings vs. Pepperdine on May 20 ...

High School Letter winner at Hemet High School under Coach Mike Arnold ... Named 2005 All-League and received the Coaches Award ... Named 2006 All-League and Defensive Player of the Year ...

Personal Michael Wolford is the son of Carl and Margaret Wolford ... Major is undeclared ... Cheers for the Los Angeles Lakers and Los Angeles Angels of Anaheim ... Favorite athletes are Chone Figgins, Kobe Bryant and Trevor Ariza ... Enjoys reading the works of James Patterson ... Favorite books are "The Tragedy of Othello" and "Roses Are Red" ... Enjoys eating lasagna, ice cream, and chicken pasta ... Watches "SportsCenter," "Two and a Half Men," "Friends," "How I Met Your Mother" and "Friday Night Lights" on television and considers "Remember the Titans" and "Saving Private Ryan" as his favorite movies ... Listens to The Game, Lil Wayne and Snoop Dogg ... Hobbies include going to the beach and playing basketball ... His most memorable sports moment was receiving a UCR scholarship ... Cites his parents as his biggest influence because "they did everything it took to get me to this point in my baseball career."

Year	ERA	W	L	App	GS	CG	SHO	CBO	SV	IP	H	R	ER	BB	SO	2B	3B	HR	AB	Avg	WP	HBP	SF	SH	BK
2008	6.52	0	0	10	0	0	0	0	0	9.2	18	10	7	2	3	6	1	0	41	.439	2	1	2	0	0
2009	6.52	0	0	8	0	0	0	0	0	9.2	13	9	7	3	7	3	0	0	42	.310	1	3	1	0	0
Totals	6.52	0	0	18	0	0	0	0	0	19.1	31	19	14	5	10	9	1	0	83	.374	3	4	3	0	0

35 Matt Andriese

Redlands, CA Redlands East Valley HS

Sophomore RHP 6-2 R/R



2010 Named No. 2 prospect in the West Coast League by Baseball America ... Earned West Coast League Pitcher of the Year honors ...

2009 Finished eighth in the Big West in earned run average and opponent batting average ... Ranked second on the team in ERA and wins, third in opponent batting average and innings pitched, and fourth in win-loss percentage, strike outs, appearances and games started ... Made his first appearance as a collegian and got his first start on Feb. 21 at California ... Earned his first win in a nine-inning shutout of Gonzaga on Mar. 6 ... Struck out a career-high 5 batters on 2 occasions—at CSU Bakersfield on Apr. 10 and vs. Pacific on May 2 ...

High School Three-year letter winner at Redlands East Valley High School under Head Coach Steve Hernandez ... Led the Wildcats to back-to-back Citrus Belt League championships in 2007 and 2008 ... Team made it to the second round of the playoffs in 2007 and were CIF finalists in 2008 ... Named All-League his last three seasons ... Named All-CIF as a junior and senior ... Named to the North-South All Star Team as a junior ... Wildcats amassed a 47-13 record his last two years ... As

a senior he went 9-2 and had a 0.82 ERA ... Drafted by the Texas Rangers in the 37th round of the MLB Draft ... Honor roll member ...

Personal Matthew Lee Andriese is the son of Greg and Lynn Andriese ... His brother, David, is a freshman outfielder for the Highlanders ... Majoring in liberal studies ... Roots for the Los Angeles Lakers, Anaheim Angels, USC football, and San Francisco 49ers ... List Alex Rodriguez, Torri Hunter, Kobe Bryant, and Derek Jeter as his favorite athletes ... Enjoys eating steak, pizza, fast food, BBQ and Mexican ... Watches "SportsCenter," "Baseball Tonight" and "Overhauled" ... Favorite movies are "Forrest Gump," "Dumb & Dumber" and "Talladega Nights" ... Listens to Avenged Sevenfold, Incubus, and Metallica ... Career goal is to become a professional baseball player in the MLB and own a business ... Considers his father to be his biggest athletic influence because he encouraged him to do his best; also lists his former pitching coach Chad Zerbe ... His most memorable sports moment was being drafted by the Texas Rangers out of high school in the 37th round of the MLB Draft ...

Year	ERA	W	L	App	GS	CG	SHO	CBO	SV	IP	H	R	ER	BB	SO	2B	3B	HR	AB	Avg	WP	HBP	SF	SH	BK
2009	3.93	5	4	14	8	1	1	0	0	66.1	65	30	29	20	37	16	1	2	253	.257	11	2	3	5	1
Totals	3.93	5	4	14	8	1	1	0	0	66.1	65	30	29	20	37	16	1	2	253	.257	11	2	3	5	1

Robert Brantly 11

Sophomore C 6-3 L/R

Temecula Valley, CA

Chaparral HS

2010 The College Baseball Blog ranked him the 68th best prospect in college baseball ... Named the top prospect in the Northwoods League by *Baseball America* ...

2009 Ranked fifth on the team in batting average, slugging percentage, hits, and total bases ... Made his first appearance as a collegian at California on Feb. 20 and earned his first-ever start a day later at Cal where he picked up his first hit—an eighth-inning single to right field ... Hit his first home run as a member of the Highlanders at Loyola Marymount on Mar. 10 ... Had 15 multi-hit games including one with 3 hits and 1 with a career-high 4 base knocks at CSU Bakersfield on Apr. 11 ... Recorded 5 games with 2 RBIs and 3 games with 2 runs scored ...

High School Four-year letter winner in baseball at Chaparral High School ... 2007-08 First-Team All-League ... Named 2008 First-Team All-Valley and Second-Team All-County ... Selected in the 2008 MLB Draft by the Washington Nationals ...

Personal Robert Jacob Brantly is the son of Robert and Yvonne Brantly ... Majoring in history and law and society ... Roots for the Los Angeles Angels of Anaheim and the New York Yankees ... Favorite athlete is Mickey Mantle ... Listens to all types of music ... Hobbies include fitness and nutrition ... Favorite movie is “Gladiator” and “Braveheart” ... Watches “Baseball Tonight” and “The Office” on television ... Most memorable sports moment was receiving a scholarship from UCR ... Career goal is to play Major League Baseball ... Considers his father and grandfather to be his biggest athletic influences because his father has always encouraged a strong work ethic, and his grandfather taught him to play with passion ...



Year	Avg	GP-GS	AB	R	H	2B	3B	HR	RBI	TB	SLG	BB	HBP	SO	GDP	OBP	SF	SH	SB-SBA	OPS	PO	A	E	Fld%
2009	.316	42-35	152	25	48	9	0	4	23	69	.454	7	1	17	2	.344	3	0	0-0	.798	166	26	3	.985
Totals	.316	42-35	152	25	48	9	0	4	23	69	.454	7	1	17	2	.344	3	0	0-0	.798	166	26	3	.985

Trent Jemmett 5

Sophomore INF 5-10 R/R

San Diego, CA

La Jolla HS

2009 Made his first appearance as a collegian at UCLA on Feb. 25 ... Scored the first run of his career against Cal State Fullerton on Mar. 29 ... Made the first start as a member of the Highlanders and picked up his first career hit vs. Loyola Marymount on April 14 ... Recorded the first multi-hit game of his career at Cal Poly on May 23 ... Knocked in a career-high 2 runs vs. Columbia on March 15 ...

High School Three-year letter winner at La Jolla High School under Coach Frank ... Led the Vikings to the second round of the playoffs in 2007 and the quarterfinals in 2008 ... Named CIF Second-Team in 2008 and CIF First-Team in 2007 ... Member of the Honor Roll ... Also lettered in soccer in 2008 ...

Personal Trent Joseph Jemmett is the son of Phil and Diane Jemmett ... Majoring in business ... Brother, Tyler, plays water polo at UCLA ... Roots for the San Diego Chargers and Padres ... Favorite athlete is John Daly ... Watches “Flight of the Concorde” on television and lists “Tommy Boy” as his favorite movie ... Listens to the White Stripes ... Enjoys eating mac and cheese ... Hobbies include playing the guitar ... Most memorable sports moment was hitting a walk-off home run ... Considers his brother to be his biggest athletic influence because he showed him how to focus ... Career goal is to “make it to Omaha” ...



Year	Avg	GP-GS	AB	R	H	2B	3B	HR	RBI	TB	SLG	BB	HBP	SO	GDP	OBP	SF	SH	SB-SBA	OPS	PO	A	E	Fld%
2009	.136	20-3	22	4	3	1	1	0	5	6	.273	2	0	4	2	.192	2	0	2-2	.465	7	10	1	.944
Totals	.136	20-3	22	4	3	1	1	0	5	6	.273	2	0	4	2	.192	2	0	2-2	.465	7	10	1	.944

44 Tommy Mackoul

Sophomore LHP 6-3 L/L

San Clemente, CA

Capistrano Valley HS



2009 Made his first-ever appearance as a collegian against San Francisco on Feb. 26 ...

High School Letter winner in baseball at Capistrano Valley High School ... Helped the Cougars to the South Coast League championship ...

Personal Thomas Michael Mackoul is the son of Thomas and Carol Mackoul ... Has yet to declare a major ... Roots for the Boston Red Sox and considers Pedro

Martinez his favorite athlete ... Enjoys eating pasta ... Watches "Saturday Night Live" ... Favorite movie is "Gangs of New York" ... Listens to AC/DC and Iron Maiden ... Hobbies include playing cards and video games ... Most memorable sports achievement was winning the South Coast League championship in high school ... Career goal is to play professional baseball ... Considers his father to be his biggest athletics influence ...

Year	ERA	W	L	App	GS	CG	SHO	CBO	SV	IP	H	R	ER	BB	SO	2B	3B	HR	AB	Avg	WP	HBP	SF	SH	BK
2009	22.50	0	0	2	0	0	0	0	0	2.0	7	5	5	1	0	2	0	0	11	.636	2	1	1	0	0
Totals	22.50	0	0	2	0	0	0	0	0	2.0	7	5	5	1	0	2	0	0	11	.636	2	1	1	0	0

21 Eddie Orozco

Sophomore RHP 6-4 R/R

Riverside, CA

Rubidoux HS



2009 Redshirted the season ... Made one appearance on the year against Columbia on Mar. 13 ...

2008 His 4 starts on the year were the fifth most on the team ... Saw his first action as a collegian in the second game of a double header in a relief appearance against Washington on Feb. 23 ... Made his first start at Pepperdine on Feb. 26 ... Struck out a career-high 4 batters at USC on Apr. 1 ...

High School Four-year letter winner at Rubidoux High School ... Named 2004 First-Team All-League ... Named 2005 First-Team All-League and Second-Team All-County ... Named 2006 First-Team All-League, Sunkist League MVP, All-County, and all C.I.F ...

Personal Eduardo Orozco is the son of Antonio and Elena Orozco ... Majoring in business ... Cheers for the Los Angeles Angels, Los Angeles Clippers and San Diego Chargers ... Favorite athletes are Vladimir Guerrero, Eric Gagne, and David Wright ... Enjoys eating Mexican food ... Favorite book is "Juiced" by Jose Canseco ... Considers "Crash," "Saw" and "Major League" his favorite movies and watches "Baseball Tonight" and "Sportscenter" on television ... Listens to The Red Jump-suit Apparatus and Incubus ... Hobbies include playing baseball, video games and working out ... Cites his brother Tony as his biggest influence because he knows more and what he says is always beneficial in one way or another ... Most memorable sports achievement was winning the league championship and dog piling with all his teammates ...

Year	ERA	W	L	App	GS	CG	SHO	CBO	SV	IP	H	R	ER	BB	SO	2B	3B	HR	AB	Avg	WP	HBP	SF	SH	BK
2008	9.76	0	2	13	4	0	0	0	0	27.2	54	38	30	11	21	11	0	4	125	.432	3	2	5	4	1
2009	9.00	0	0	1	0	0	0	0	0	1.0	1	1	1	1	1	1	0	0	4	.250	0	0	0	0	0
Totals	9.73	0	2	14	4	0	0	0	0	28.2	55	39	31	12	22	12	0	4	129	.426	3	2	5	4	1

Eddie Young 24

Sophomore INF 5-10 L/R

2009 Made his first appearance as a collegian as a pinch runner at California on Feb. 21 ... Recorded the first-ever start of his career against San Francisco on Mar. 1 ... Picked up his first hit vs. San Francisco on Feb. 28 ... Picked up a career-high 2 hits at CSU Bakersfield on Apr. 9 ... Drove in a career-high 3 runs and hit his first career home run vs. Columbia on Mar. 13 ...

High School Four-year letter winner in baseball at Christian High School under Coach Mitchell ... Helped the Patriots win the 2007 Central League Championships ... Team finished runner-up in the 2008 CIF ... Named All-League and All-CIF as a sophomore ... Named Central League Player of the Year and All-League, All-CIF, and All-State as a junior ... Named All-League, All-CIF, All-State, and Div. 4 Player of the Year as a senior ... Was All-Academic in 2007 and 2008 ...

El Cajon, CA

Personal Edward Jay Young, Jr. is the son of Ed and Ghayda Young ... Has yet to declare a major ... Comes from an athletic family: Uncle, Mark Young, played baseball at UCR and for the Toronto Blue Jays organization; Uncles Donnie Young and Ronnie Young played baseball for the Cleveland Indians organization ... Roots for the New York Yankees and San Diego Chargers and considers Alex Rodriguez his favorite athlete ... Enjoys eating seafood and Mexican food ... Lists the Bible as his favorite book ... Watches "Baseball Tonight" on television and cites "300," "The Hangover," "Boondock Saints" and "Step Brothers" as his favorite movies ... Hobbies include playing sports and hanging out with friends ... Considers his dad to be his biggest athletics influence because he always encouraged him to do his best and his love for the game rubbed off on him ... Career goal is to play in the Major Leagues ...

Christian HS



Year	Avg	GP-GS	AB	R	H	2B	3B	HR	RBI	TB	SLG	BB	HBP	SO	GDP	OBP	SF	SH	SB-SBA	OPS	PO	A	E	Fld%
2009	.250	12-5	24	4	6	1	0	1	5	10	.417	1	0	5	0	.280	0	0	0-0	.697	10	15	1	.962
Totals	.250	12-5	24	4	6	1	0	1	5	10	.417	1	0	5	0	.280	0	0	0-0	.697	10	15	1	.962

David Andriese 30

Freshman OF 6-2 L/R

High School Four-year letter winner in baseball at Redlands East Valley High School under head coaches Steve Hernandez and James Cordes ... Helped the Wildcats to a combined 93-34 record over his four years ... Two-time Citrus Belt League champions ... Reached the CIF playoffs in each of his seasons including a finals berth in 2008 ... Named First-Team All-League in 2008 and 2009 ... Second-Team All-CIF selection in 2008 and First-Team All-CIF selection in 2009 ... Named to the 2009 All-County Team ... Member of the honor roll ... Volunteered to build houses in Mexico and worked at a thrift store ...

Personal David Josiah Andriese is the son of Greg and Lynn Andriese ... Brother Matt also plays baseball for UC Riverside ... Has yet to declare a major ... Career

Redlands, CA Redlands East Valley HS

goal is to become a professional baseball player ... Roots for the Los Angeles Angels of Anaheim ... Adrian Peterson, Derek Jeter, and Tori Hunter are his favorite athletes ... Enjoys eating steak and ribs ... Watches "The Office," "Barn Notice" and "Overhaulin" on television and lists "Dumb and Dumber," "Tadpole Nights" and "Wayne's World" as his favorite movies ... Listens to Metallica, Young Jeezy and Trace Adkins ... Hobbies include golfing, going to the beach, and dirt biking ... His most memorable sporting achievement was making the CIF finals in high school and hitting a home run against a rival team that beat them the year prior in the playoffs ... Considers his dad to be his greatest athletics influence because he always pushed him to work hard and do his best everyday ...



27 Kyle Boudreau

Tustin, CA Beckman HS

Freshman 1B 6-1 L/R



High School Four-year letter winner in baseball at Beckman High School under head coaches Kevin Lavallo and Michael Burns ... Also lettered in football for Head Coach Fred Shambaugh ... Led the Patriots to the Pacific Coast League Championship in 2009 and the CIF Finals ... Named First-Team All-League from 2007-09 and Second-Team All-League in 2006 in baseball, while earning First-Team All-League honors in football in 2008 ... Named league MVP in baseball in 2009, First-Team All-County, and First-Team All-CIF ... Four-year All-City selection ... Played in the 2009 Orange County All-Star Game ... Four-year member of the principal's honor roll ... Member of the Fellowship of Christian Athletes ... Volunteered as an umpire for the Tustin Eastern Little League ...

Personal Kyle Alexander Boudreau is the son of Ken and Trish Boudreau ... Has yet to declare a major ... Career goal is to become a professional baseball player ... Considers his high school coaches Fred Shambaugh and Kevin Lavallo to be his greatest athletics influences because they taught him to respect the people around him and have fun at the same time ... Roots for the Dallas Cowboys ... JD Salinger and Mark Twain are his favorite writers ... "Catcher In The Rye" is his favorite novel ... Enjoys eating cheeseburgers and bagel bites ... Watches "Diners, Drive-ins and Dives," "South Park" and "Family Guy" on television ... "Gran Torino" and "Step Brothers" are his favorite movies ... Listens to Toby Keith and Rodney Atkins and cites listening to music as one of his hobbies ... His most memorable sporting achievement was playing at Angel Stadium in the CIF Finals ...

Brandon Cooley

Vista, CA Rancho Buena Vista HS

Freshman RHP 6-4 R/R



High School Two-year letter winner in baseball at Rancho Buena Vista High School under Head Coach Leo Fletes ... Led the Longhorns to the CIF Championship as a senior ... Named Second-Team All-Palomar League in 2009 .. Team most valuable pitcher as a senior ...

Personal Brandon Mathew Cooley is the son of Frank and Denise Cooley ... Majoring in electrical engineering with a minor in mechanical engineering ... Career goal is to become a professional baseball player ... Cites Mark McGwire as his favorite athlete ... Enjoys eating ribs, steak, and garlic mashed potatoes ... Hobbies include playing poker and video games ... Considers his father to be his greatest athletics influence because he's the one that got him started in sports ...

26 Ben Doucette

El Segundo, CA El Segundo HS

Freshman LHP 5-10 L/L



High School Four-year letter winner in baseball at El Segundo High School for Head Coach John Stevenson ... Led the Eagles to a 22-9 record and to the CIF quarter finals in 2009 ... Two-time Second-Team All-Pioneer League selection ... First-Team All-League honoree as a senior ... Participated in the 2009 South Bay All-Star Game ... Also lettered in soccer for two years ... Member of the principal's honor roll ... Participated in the Current Events Club and Friendship Circle ...

Personal Benjamin Lee Doucette is the son of Patrick and Teri Doucette ... Majoring in business administration with the goal of owning a business one day ... Considers Chase Utley his favorite athlete ... Enjoys reading the works of F. Scott Fitzgerald and cites "The Great Gatsby" as his favorite book ... Mexican food is his favorite ... Watches "ESPN" and "SportsCenter" on television ... Listens to country and oldies ... Hobbies include water skiing and wake boarding ... Cites his dad as his greatest athletics influence because he taught him to play the game and showed him what kind of work ethic it takes to be successful ...

Joie Dunyon 19

Freshman RHP 5-10 R/R

High School Three-year letter winner in baseball under Head Coach Mario Cordero, three-year letter winner in football under Head Coach Kiki Mevidoza, and two-year letter winner in soccer for Head Coach David Sabet at St. John Bosco High School ... Named All-League in baseball in 2008 and football in 2009 ... 2008-09 Scholar-Athlete of the Year ... 2008 baseball team MVP ... 2008 football team defensive back of the year ... Member of the honor roll ... Participated in JSA and with the rally committee ... Volunteered with Downey H.E.L.P.S. room ...

Personal Joie James Dunyon is the son of Jim and Stephanie Dunyon ... Majoring in pre-business with

Long Beach, CA

the goal of possibly taking over his father's business ... Roots for the Los Angeles Dodgers, Dallas Cowboys, and Ohio State ... Brett Favre is his favorite athlete ... Enjoys eating anything Mexican ... "The Giver" is his favorite book ... Watches "Entourage" on television and cites "Remember The Titans" as his favorite movie ... Listens to the Red Hot Chili Peppers ... Hobbies include playing baseball and football, surfing, and snow boarding ... His most memorable sporting achievement was being named team MVP and First-Team All-League in high school ... Considers Bob Dominguez to be his greatest athletics influence because he taught him about what it takes to succeed ...

St. John Bosco HS



Trevor Frank 14

Freshman RHP 6-0 R/R


High School Letter winner in baseball at Valhalla High School ... Helped the Norsemen win the Division III CIF Championship in 2006 ...

Personal Trevor Wade Frank is the son of David and Kimberly Frank ... His uncle, Dennis, played professional baseball in the Saint Louis Cardinals organization ... Has yet to declare a major ... Roots for the San Diego Padres ... Jake Perry and Khalil Greene are his favorite athletes ... Enjoys eating Mexican food ... Playing

El Cajon, CA

baseball, surfing, and wake boarding are his hobbies ... Listens to Jack Johnson, Lil' Wayne, and Tech Nine ... Favorite movie is "Rookie of the Year" ... Watches "Law and Order" and "Family Guy" on television ... His most memorable sporting achievement was winning the CIF championship in 2006 ... Career goal is to become a professional baseball player ... Considers his parents to be his greatest athletics influences because they pushed him to achieve his goals ...

Valhalla HS



Mark Garcia 29

Freshman LHP 5-10 L/L

High School Four-year letter winner in baseball for Head Coach Al Leyva at Damien High School ... Named First-Team All-League as a senior and Second-Team All-League as a sophomore and junior ... Named All-San Gabriel Valley and All-Inland Valley in 2009 ... Captain his senior season ... MVP of the Chino Tournament in 2009 ... Honor roll member ... Participated as a guidance counselor and "The Pit" leader as well as working with his church and volunteering at little league ...

Personal Mark E. Garcia is the son of Mark and Christine Garcia ... Has yet to declare a major ... Roots for the Los Angeles Dodgers and lists Matt Kemp, Ran-

Pomona, CA

dy Wolf, and Matt Barkley among his favorite athletes ... Enjoys eating Mexican food ... Hobbies include playing baseball, working out, and hanging out with friends ... Listens to Rise Against, A Day To Remember, and All Time Low ... "Zoolander," "Crash" and "For Love of the Game" are his favorite movies ... Watches the "MLB Channel," "Discovery Channel" and "That 70s Show" on television ... Is the first in his family to go to a university ... Cites his dad as his greatest athletics influence because he has always been there for him and made sure he stayed focused ...

Damien HS



28 Donovan Gonzales

Palms, CA

29 Palms HS

Freshman RHP 6-1 R/R



High School Four-year letter winner in baseball for head coaches Steve Ambuel and Mike Fontana at 29 Palms High School ... Named De Anza League MVP and First-Team All-CIF in 2009 ... Two-time First-Team All-League selection and 2006 Second-Team All-League selection ... Winner of the 2009 Jeff Burnett award ... Team captain as a senior ... Led the Wildcats to the CIF quarter finals in 2007 and to two De Anza League championships ... Volunteered as an umpire and coach at his local little league ...

Personal Michael Donovan Gonzales is the son of Raymond and Catharine Gonzales ... Majoring in political science with the goal of becoming a political figure or a professional baseball player ... Roots for the New York Yankees and Los Angeles Lakers ... Lists Derek Jeter, Tiger Woods, and Muhammad Ali among

his favorite athletes ... Enjoys reading the works of William Shakespeare and cites "Hamlet," "Othello" and "Macbeth" as his favorite novels ... Enjoys eating pizza and spaghetti ... Watches "Baseball Tonight," "House" and "Prison Break" on television ... "The Sandlot," "Ali" and "Remember The Titans" are his favorite movies ... Listens to Jay Z, John Legend, and Kayne West ... Hobbies include playing baseball, coaching little league, and spending time with his family ... Has three most memorable sporting achievements: signing with UCR; playing in Australia with the Rays scout team; and being drafted in the 43rd round by the Marlins ... Considers his dad to be his greatest athletic influence because he has supported and provided him with everything in baseball ... Is the oldest of five children and the first in his family to attend college ...

4 Phil Holinsworth

Chino Hills, CA

Chino Hills HS

Freshman INF 5-10 R/R



High School Letter winner in baseball at Chino Hills High School for Head Coach Kyle Billingsley ... Two-time First-Team All-Sierra League honoree and named Honorable Mention in 2006 ... Also named All-League for academics in 2006 ...

Personal Phillip Dewey Holinsworth is the son of Dewey and Julie Holinsworth ... Has yet to declare a major ... Roots for the Los Angeles Lakers, Dallas Cowboys, and Los Angeles Angels of Anaheim ... Josh Hamilton, Forrest Griffin, BJ Penn, and Kobe Bryant are among his favorite athletes ... Enjoys reading the

works of Forrest Griffin and cites "Beyond Belief" as his favorite novel ... Salmon and steak are his favorite foods ... Hobbies include fishing, hunting, and going to the beach ... Listens to Chris Young, Shwayze, and LMFAO ... Watches "Fantasy Factory" and "Nitro Circus" on television and lists "300," "Step Brothers" and "Shooter" as his favorite movies ... His most memorable sporting achievement was receiving a baseball scholarship to UCR ... Cites his father as his biggest athletics influence because he taught him how to work hard ...

Ryan Kozaka

Los Osos HS

Freshman C 5-10 R/R

Alta Loma, CA



High School Letter winner in baseball while playing catcher and designated hitter at Los Osos High School ... Helped the Grizzlies to the CIF semifinals as a sophomore and to two Baseline League Championships ... Named team MVP in 2003-04 and two-time recipient of the Coach's Award ... Scholar Athlete ... Participated in newspaper and wood shop ... Volunteered at a food shelter during the holidays .

Personal Ryan Geoffrey Kozaka is the son of Stan and Sally Kozaka ... Majoring in bioengineering ... Career goal is to work in sports ... Roots for the Los Angeles Dodgers ... Andrew Ethier and Manny Ramirez are his favorite athletes ... Enjoys reading the works

of Bruce Webber ... "The Last Lecture" and "The Way They See It" are among his favorite novels ... Enjoys eating BBQ tri-tip ... Watches "The Tonight Show," "SportsCenter" and Dodgers games on television ... Lists "Saving Private Ryan" and "The Legend of Bagger Vance" as his favorite movies ... Listens to Kenny Chesney, Zac Brown Band, and Bran Paisley ... Hobbies include playing golf, poker, and hanging out with friends ... His most memorable sporting achievement was almost making it to the CIF finals as a sophomore in high school ... Considers his dad to be his greatest athletics influence because he taught him how to play and has coached him throughout the years ...

Andrew Mistone 48

RS Freshman INF 6-1 R/R

La Verne, CA

Bishop Amat HS

2009 Redshirted the season ...

High School Four-year letter winner at Bishop Amat High School under coaches Kenny Kerdrens and Andy Nieto ... Led the Lancers to four straight Serra League championships and two CIF Championships ... Named Lancer MVP as a freshman ... Named First-Team All-League and All-CIF as a junior and senior ... Member of the Varsity Club ...

Personal Andrew Michael Mistone is the son of Mike and Cathy Mistone ... Has yet to declare a major ... Roots for the Boston Red Sox ... Favorite athletes include

Eric Chavez and Nomar Garciaparra ... Enjoys eating stacked enchiladas ... Favorite writer is Edgar Allan Poe ... Watches "LA Ink," "SportsCenter" and "Miami Ink" ... Considers "Fight Club," "Boondock Saints" and "Greenstreet Holligans" his favorite movies ... Hobbies include playing baseball and paintball ... Listens to Winds of Plague, xArmed for Battle and Underneath the Gun ... Lists his father as his biggest athletics influence because he raised him and has been there every step of the way ... His most memorable moment was winning the CIF Championships for two consecutive years ...



Mitch Patito 17

Freshman RHP 6-0 R/R

Mira Loma, CA

Patriot HS

High School Four-year letter winner in baseball for head coaches Tim Kleveno and Paul Shows at Patriot High School ... Led the Warriors to four straight Sunkist League championships ... Four-time All-League selection ... Named All-CIF as a junior and senior ... 2009 All-Riverside County and Sunkist League MVP ... Named All-State for medium schools ... Four-year scholar athlete ...

Personal Mitch Steven Patito is the son of Leonard and Diane Patito ... Has yet to declare a major ... Roots for the Pittsburgh Steelers ... Tim Lincecum is his favorite athlete ... Enjoys eating enchiladas ... Watches "Baseball Tonight" on television and cites "300" as his favorite movie ... Listens to Rise Against ... Hobbies include hanging out with friends ... Career goal is to become a professional baseball player ... Considers his parents to be his greatest athletics influences because they pushed him to become as good as possible ...



Bart Steponovich 36

RS Freshman C 6-0 R/R

Columbia, MO

Hickman HS

2009 Redshirted the season ...

High School Three-year letter winner at Hickman High School in Columbia, MO under Head Coach Dave Wilson ... Led the Kewpies to the district championship in 2006 and 2008 ... Three-time All-District and All-Area selection ... Named to the 2007 Missouri Junior Sunbelt Team ... Named 2008 Coaches All-State selection and Media All-State selection ... Four-year Honor Roll member ... Participated in DECA ... Tutored elementary school children ...

Personal Bartholomew Steponovich is the son of Tony and Vee Ann Steponovich ... Majoring in pre-business ... Father, Tony, played football at UCLA and grandfather, Tony Sr., played football at USC and in the NFL ... Roots for the Chicago Cubs ... Favorite athlete is Pudge Rodriguez ... Enjoys eating fried chicken ... Watches "SportsCenter" ... Listens to Incubus ... Favorite movie is "The Natural" ... Hobbies include lifting weights and hanging out with family and friends ... Considers his family to be his greatest athletic influence because they have always been there to support him ... Career goal is to go to the College World Series ...



8 Kasey Toven

Chatsworth HS

Freshman INF 5-8 L/R

Northridge, CA



High School Four-year letter winner in baseball for Head Coach Tom Meusborn at Chatsworth High School ... Led the Chancellors to a 125-15 record over his four years ... Team won the league championship all four years and won the city championship three of those years ... Started as a freshman and tied the team single season record for most sacrifices ... Named Second-Team All-West Valley League in 2007 and 2008, earning First-Team All-League in 2009 ... Named MPV of the league championship game as a junior and led the team in hits ... Played on the summer all-star team in 2008 ... Named Second-Team All-City as a junior and First-Team as a senior ... Selected to play in the senior all-star game in 2009 ... Mentioned as a top player in ESPN Rise Magazine his senior season ... Four-year scholar athlete ... Awarded the National Scholar Athlete award and member of the principals honor roll ...

Personal Casey Anthony Toven is the son of Sonia and Greg Toven ... His uncle, John Toven, played baseball for the St. Paul Saints and Joliet Jackhammers ... Majoring in political science ... Roots for the Pittsburgh Steelers and cites Hines Ward and Maury Wills as his favorite athletes ... Vietnamese food is his favorite ... Watches "Smallville" and "Family Guy" on television and lists "Transformers" and "Rocky" among his favorite movies ... Listens to Kayne West and Lupe Fiasco and cites listening to music among his hobbies ... Career goal is to become a professional baseball player ... His most memorable sporting achievement was winning a third consecutive championship baseball championship as a senior in high school ... Considers his uncle, John, to be his greatest athletics influence because he taught him everything he knows about baseball ...

2009 Season



Big West Standings

Highlanders Finish Fourth

	-----Conference-----				-----Overall-----						
	W	L	T	Pct	W	L	T	Pct	Home	Road	Neut
UC Irvine	22	2	0	.917	45	15	0	.750	23-6	18-8	4-1
Cal State Fullerton	17	7	0	.708	47	16	0	.746	25-8	20-6	2-2
Cal Poly	14	10	0	.583	37	21	0	.638	23-7	14-12	0-2
UC Riverside	12	12	0	.500	33	20	0	.623	14-10	16-9	3-1
UC Santa Barbara	11	13	0	.458	29	23	0	.558	13-11	11-11	5-1
Long Beach State	11	13	0	.458	25	29	0	.463	15-11	10-15	0-3
Pacific	9	15	0	.375	21	32	0	.396	10-14	11-17	0-1
Cal State Northridge	7	17	0	.292	24	32	0	.429	20-13	4-19	0-0
UC Davis	5	19	0	.208	13	42	0	.236	8-17	5-25	0-0

Big West Team Statistical Leaders

Offense/Fielding (Sorted By Runs PerGame)

Team	AVG	G	AB	R	H	2B	3B	HR	RBI	TBSLG%	BB	HBP	SO	GDP	OB%	SF	SH	SB-ATT	PO	A	E	FLD%	
Cal State Fullerton	.329	63	2172	492	715	127	14	61	440	1053	.485	220	124	331	43	.414	42	78	125-174	1707	656	58	.976
Cal Poly	.325	58	2099	480	682	138	17	61	432	1037	.494	242	81	409	26	.410	31	61	81-102	1552	617	77	.966
Pacific	.322	53	1911	365	616	135	16	38	332	897	.469	183	57	297	39	.392	33	29	40-69	1388	618	70	.966
UC Irvine	.317	60	2070	432	657	122	16	43	394	940	.454	194	111	290	44	.400	28	52	59-95	1614	696	56	.976
UC Santa Barbara	.300	52	1801	382	540	113	18	55	360	854	.474	192	51	331	22	.377	33	31	59-74	1378	607	67	.967
UC Riverside	.294	53	1880	347	553	133	15	36	314	824	.438	179	37	267	28	.361	35	29	56-73	1439	633	65	.970
Long Beach State	.289	54	1824	323	528	89	15	24	285	719	.394	176	72	346	28	.370	25	61	118-154	1413	536	68	.966
Cal State Northridge	.269	56	1936	275	521	86	9	32	249	721	.372	194	82	366	46	.359	11	39	56-79	1516	640	100	.956
UC Davis	.268	55	1871	232	502	94	10	15	219	661	.353	152	47	333	30	.335	20	42	35-66	1426	600	79	.962
Totals	.303		17564		5314		130		3025		.439		662	306		.258			629-886		5603		.967
		504		3328		1037		365		7706		1732		2970		.381		422		13433		640	

Catcher's Interference - UCD 5, CSUN 3, PAC 2, LBSU 1, UCSB 1, UCR 1, CP 1.

Pitching (Sorted By Earned Run Average)

Team	ERA	W-L	G	CG	SHO/CBO	SV	IP	H	R	ER	BB	SO	2B	3B	HR	AB	B/Avg	WP	HBP	BK	SFA	SHA
Cal State Fullerton	3.53	47-16	63	5	4/1	12	569.0	517	255	223	161	455	93	22	45	2127	.243	38	68	2	17	24
UC Riverside	4.22	33-20	53	4	4/1	13	479.2	515	272	225	127	342	104	12	29	1870	.275	49	43	7	25	33
UC Irvine	4.43	45-15	60	2	1/1	20	538.0	575	291	265	160	424	116	18	40	2058	.279	45	30	8	26	41
Cal State Northridge	4.97	24-32	56	2	1/1	13	505.1	573	340	279	178	354	96	14	43	1971	.291	47	51	18	20	51
Long Beach State	5.18	25-29	54	1	2/2	13	471.0	566	322	271	162	331	100	11	40	1871	.303	34	51	6	23	51
UC Santa Barbara	5.56	29-23	52	3	4/2	7	459.1	506	334	284	199	305	94	9	43	1765	.287	32	97	8	24	45
Cal Poly	5.95	37-21	58	2	0/0	10	517.1	669	394	342	218	377	131	17	43	2100	.319	33	57	6	36	42
Pacific	6.36	21-32	53	4	1/0	8	462.2	612	379	327	170	282	120	17	34	1881	.325	35	79	8	32	40
UC Davis	6.72	13-42	55	0	0/0	3	475.1	576	425	355	287	300	127	16	45	1892	.304	73	76	14	26	47
Totals	5.17		504		17/8		4477.2		3012		1662		981		362		.291		552		229	
		274-230		23		99		5109		2571		3170		136		17535		386		77		374

Passed Balls - UCD 17, UCSB 13, UCI 13, UCR 10, LBSU 8, CSF 5, CP 5, PAC 4, CSUN 3

Pickoffs - CSUN 31, LBSU 11, UCSB 10, UCI 6, UCR 5, PAC 5, CP 4, UCD 4, CSF 2.

Defense (Sorted By Defensive Efficiency*)

Team	Def Eff	C	PO	A	E	FLD%	DPs	SBA	CSB	SBA%	PB	CI
Cal State Fullerton	.710	2421	1707	656	58	.976	53	22	31	.415	5	0
UC Riverside	.676	2137	1439	633	65	.970	35	41	20	.672	10	1
UC Santa Barbara	.673	2052	1378	607	67	.967	51	47	25	.653	13	1
UC Irvine	.664	2366	1614	696	56	.976	56	33	29	.532	13	0
Cal State Northridge	.663	2256	1516	640	100	.956	44	64	25	.719	3	3
UC Davis	.657	2105	1426	600	79	.962	43	109	22	.832	17	5
Long Beach State	.649	2017	1413	536	68	.966	40	46	28	.622	8	1
Pacific	.631	2076	1388	618	70	.966	47	47	28	.627	4	2
Cal Poly	.627	2246	1552	617	77	.966	50	71	25	.740	5	1
Totals		19676		5603		.967		480		.673		14
			13433		640		419		233		78	

*Percentage of balls in play (no strikeouts or home runs) that are turned into outs.

Big West Award Winners

Player of the Year

Ben Orloff, UC Irvine

Pitcher of the Year

Daniel Bibona, UC Irvine

Freshman Player of the Year

Matt Jensen, Cal Poly

Co-Freshman Pitcher of the Year

Tyler Pill, Cal State Fullerton
Noe Ramirez, Cal State Fullerton

Coach of the Year

Mike Gillespie, UC Irvine

First Team All-Conference

Player	School	Ht.	B-T	Yr.	Pos.	Hometown
Francis Larson	UC Irvine	6-1	R/R	Jr.	C	Yorba Linda, CA
Jared Clark	Cal State Fullerton	6-4	R/R	Sr.	1B	Castaic, CA
Matt Jensen	Cal Poly	5-10	R/R	Fr.	2B	Clovis, CA
Ryan Goetz	UC Riverside	5-10	L/R	Jr.	3B	Temple City, CA
Ben Orloff [^]	UC Irvine	5-11	R/R	Sr.	SS	Simi Valley, CA
Khris Davis	Cal State Fullerton	6-0	R/R	Jr.	OF	Glendale, AZ
Josh Fellhauer	Cal State Fullerton	5-11	L/L	Jr.	OF	Rancho Cucamonga, CA
Eric Deragisch	UC Irvine	6-3	R/R	Sr.	OF	Granite Bay, CA
Nick Longmire	Pacific	6-2	R/R	So.	OF	San Diego, CA
Michael Hur	UC Riverside	6-0	R/R	Jr.	DH	Stevenson Ranch, CA
Adam Buschini	Cal Poly	6-2	R/R	Jr.	UTL	San Ramon, CA
Daniel Bibona	UC Irvine	5-11	L/L	So.	SP	Lake Forest, CA
Daniel Renken	Cal State Fullerton	6-4	R/R	So.	SP	Cypress, CA
Joe Gardner	UC Santa Barbara	6-5	R/R	Jr.	SP	Fremont, CA
Nick Ramirez	Cal State Fullerton	6-3	L/L	Fr.	RP	Anaheim Hills, CA
Eric Pettis [^]	UC Irvine	6-2	R/R	Jr.	CP	West Hills, CA



Ryan Goetz
First-Team All-Conference

Second Team All-Conference

Kurt Wideman	Pacific	5-11	R/R	Sr.	C	Fallbrook, CA
Eric Oliver	UC Santa Barbara	6-1	R/R	Sr.	1B	Irvine, CA
J.B. Brown	Pacific	6-1	L/R	So.	2B	Alvin, TX
Casey Stevenson	UC Irvine	6-3	L/R	Jr.	2B	Saugus, CA
Mike Walker	Pacific	6-3	L/R	Jr.	3B	Marysville, CA
Kyle Smith	Cal Poly	6-1	R/R	Jr.	SS	Visalia, CA
Ryan Lee	Cal Poly	6-0	R/R	Sr.	OF	Los Altos, CA
Carl Uhl	UC Riverside	5-9	S/L	Sr.	OF	Phelan, CA
Ronald Shaeffer	UC Irvine	6-2	R/R	Fr.	DH	Garden Grove, CA
Joey Centanni	Pacific	6-0	L/R	Sr.	UTL	San Diego, CA
Paul Applebee	UC Riverside	6-2	L/L	Jr.	SP	Upland, CA
Christian Bergman	UC Irvine	6-1	R/R	Jr.	SP	Altadena, CA
Adam Wilk	Long Beach State	6-2	L/L	Jr.	SP	Cypress, CA
Dustin Emmons	UC Riverside	6-1	R/R	So.	RP	La Crescenta, CA
Brian Slover	Cal State Northridge	6-3	R/R	So.	CP	Covina, CA



Michael Hur
First-Team All-Conference

Honorable Mention All-Conference

Ross Brayton	Cal Poly	6-1	R/R	Jr.	C	Oakdale, CA
Dustin Gameau	Cal State Fullerton	6-1	R/R	Sr.	C	San Pedro, CA
Marty Mullins	UC Santa Barbara	5-10	R/R	Jr.	C	Los Gatos, CA
Richard Cates	Cal State Northridge	5-11	L/R	Sr.	1B	Yuba City, CA
Matt Valaika	UC Santa Barbara	5-10	R/R	Jr.	2B	Valencia, CA
Ryan Cavan	UC Santa Barbara	5-11	S/R	Jr.	3B	Belmont, CA
Ty Kelly	UC Davis	6-0	S/R	Jr.	3B	Tracy, CA
Christian Colon	Cal State Fullerton	6-0	R/R	So.	SS	Corona, CA
Brian Gump	UC Santa Barbara	6-1	L/L	Sr.	OF	Westminster, CA
Tommy Reyes	UC Irvine	6-0	R/R	Fr.	OF	Rancho Cucamonga, CA
DJ Gentile	Cal Poly	6-2	R/R	So.	DH	Petaluma, CA
Gar Brown	Cal State Fullerton	6-0	R/R	So.	UTL	Diamond Bar, CA
Tyler Pill	Cal State Fullerton	6-1	L/R	Fr.	SP	Covina, CA
Noe Ramirez	Cal State Fullerton	6-2	R/R	Fr.	SP	East Los Angeles, CA
Mark DeVincenzi	Cal Poly	5-10	R/R	Jr.	RP	Napa, CA
PJ Rousey	Cal State Northridge	6-0	R/R	Sr.	RP	La Crescenta, CA
Brock Bardeen	UC Irvine	6-2	L/R	Sr.	RP	Fallbrook, CA
Eric Massingham	Cal Poly	6-2	R/R	Sr.	CP	Benicia, CA
Charlie Ruiz	Long Beach State	6-1	R/R	Jr.	CP	San Leandro, CA

[^]Two-time All-Big West First Team selection

Big West Team Statistical Leaders

Offensive Statistics

OPS

1	Cal Poly	904
2	Cal State Fullerton	899
3	Pacific	861
4	UC Irvine	854
5	UC Santa Barbara	851
6	UC Riverside	799
7	Long Beach State	764
8	Cal State Northridge	731
9	UC Davis	688

Runs Per Game

1	Cal Poly	8.3
2	Cal State Fullerton	7.8
3	UC Santa Barbara	7.4
4	UC Irvine	7.2
5	Pacific	6.9
6	UC Riverside	6.6
7	Long Beach State	6.0
8	Cal State Northridge	4.9
9	UC Davis	4.2

Batting Average

1	Cal State Fullerton	.329
2	Cal Poly	.325
3	Pacific	.322
4	UC Irvine	.317
5	UC Santa Barbara	.300
6	UC Riverside	.294
7	Long Beach State	.289
8	Cal State Northridge	.269
9	UC Davis	.268

Slugging Percentage

1	Cal Poly	.494
2	Cal State Fullerton	.485
3	UC Santa Barbara	.474
4	Pacific	.469
5	UC Irvine	.454
6	UC Riverside	.438
7	Long Beach State	.394
8	Cal State Northridge	.372
9	UC Davis	.353

On Base Percentage

1	Cal State Fullerton	.414
2	Cal Poly	.410
3	UC Irvine	.400
4	Pacific	.392
5	UC Santa Barbara	.377
6	Long Beach State	.370
7	UC Riverside	.361
8	Cal State Northridge	.359
9	UC Davis	.335

Runs Scored

1	Cal State Fullerton	492
2	Cal Poly	480
3	UC Irvine	432
4	UC Santa Barbara	382
5	Pacific	365
6	UC Riverside	347
7	Long Beach State	323
8	Cal State Northridge	275
9	UC Davis	232

Hits

1	Cal State Fullerton	715
2	Cal Poly	682
3	UC Irvine	657
4	Pacific	616
5	UC Riverside	553
6	UC Santa Barbara	540
7	Long Beach State	528
8	Cal State Northridge	521
9	UC Davis	502

Runs Batted In

1	Cal State Fullerton	440
2	Cal Poly	432
3	UC Irvine	394
4	UC Santa Barbara	360
5	Pacific	332
6	UC Riverside	314
7	Long Beach State	285
8	Cal State Northridge	249
9	UC Davis	219

Doubles

1	Cal Poly	138
2	Pacific	135
3	UC Riverside	133
4	Cal State Fullerton	127
5	UC Irvine	122
6	UC Santa Barbara	113
7	UC Davis	94
8	Long Beach State	89
9	Cal State Northridge	86

Triples

1	UC Santa Barbara	18
2	Cal Poly	17
3	Pacific	16
4	UC Irvine	16
5	UC Riverside	15
	Long Beach State	15
7	Cal State Fullerton	14
8	UC Davis	10
9	Cal State Northridge	9

Home Runs

1	Cal State Fullerton	61
2	Cal Poly	61
3	UC Santa Barbara	55
4	UC Irvine	43
5	Pacific	38
6	UC Riverside	36
7	Cal State Northridge	32
8	Long Beach State	24
9	UC Davis	15

Total Bases

1	Cal State Fullerton	1053
2	Cal Poly	1037
3	UC Irvine	940
4	Pacific	897
5	UC Santa Barbara	854
6	UC Riverside	824
7	Cal State Northridge	721
8	Long Beach State	719
9	UC Davis	661

Plate Appearances

1	Cal State Fullerton	2636
2	Cal Poly	2516
3	UC Irvine	2455
4	Cal State Northridge	2265
5	Pacific	2213
6	UC Riverside	2160
	Long Beach State	2160
8	UC Davis	2132
9	UC Santa Barbara	2108

At Bats

1	Cal State Fullerton	2172
2	Cal Poly	2099
3	UC Irvine	2070
4	Cal State Northridge	1936
5	Pacific	1911
6	UC Riverside	1880
7	UC Davis	1871
8	Long Beach State	1824
9	UC Santa Barbara	1801

Walks

1	Cal Poly	242
2	Cal State Fullerton	220
3	Cal State Northridge	194
	UC Irvine	194
5	UC Santa Barbara	192
6	Pacific	183
7	UC Riverside	179
8	Long Beach State	176
9	UC Davis	152

Hit By Pitch

1	Cal State Fullerton	124
2	UC Irvine	111
3	Cal State Northridge	82
4	Cal Poly	81
5	Long Beach State	72
6	Pacific	57
7	UC Santa Barbara	51
8	UC Davis	47
9	UC Riverside	37

Strikeouts

1	Cal Poly	409
2	Cal State Northridge	366
3	Long Beach State	346
4	UC Davis	333
5	UC Santa Barbara	331
	Cal State Fullerton	331
7	Pacific	297
8	UC Irvine	290
9	UC Riverside	267

Sacrifice Bunts

1	Cal State Fullerton	78
2	Cal Poly	61
	Long Beach State	61
4	UC Irvine	52
5	UC Davis	42
6	Cal State Northridge	39
7	UC Santa Barbara	31
8	Pacific	29
	UC Riverside	29

Sacrifice Flies

1	Cal State Fullerton	42
2	UC Riverside	35
3	Pacific	33
	UC Santa Barbara	33
5	Cal Poly	31
6	UC Irvine	28
7	Long Beach State	25
8	UC Davis	20
9	Cal State Northridge	11

Stolen Bases

1	Cal State Fullerton	125
2	Long Beach State	118
3	Cal Poly	81
4	UC Santa Barbara	59
	UC Irvine	59
6	UC Riverside	56
	Cal State Northridge	56
8	Pacific	40
9	UC Davis	35

Caught Stealing

1	Cal State Fullerton	49
2	Long Beach State	36
	UC Irvine	36
4	UC Davis	31
5	Pacific	29
6	Cal State Northridge	23
7	Cal Poly	21
8	UC Riverside	17
9	UC Santa Barbara	15

Stolen Base Attempts

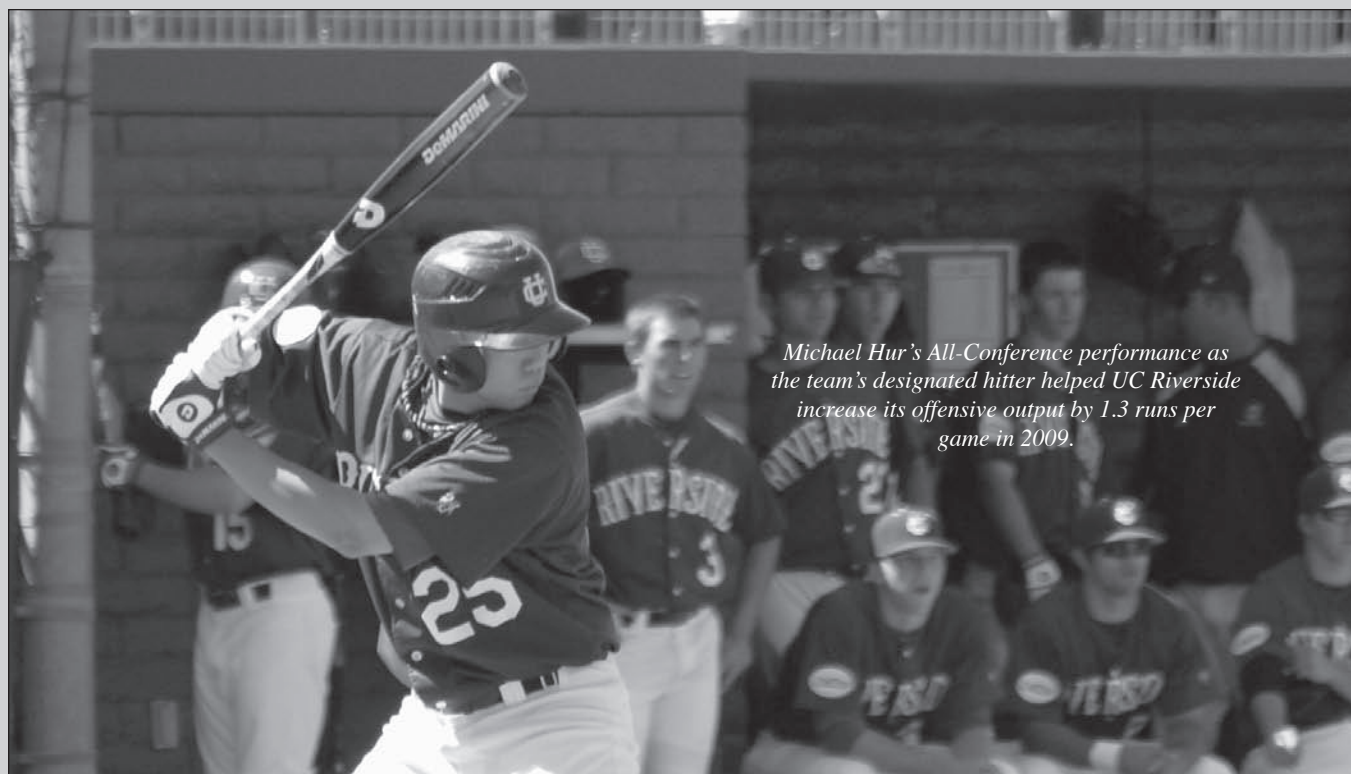
1	Cal State Fullerton	174
2	Long Beach State	154
3	Cal Poly	102
4	UC Irvine	95
5	Cal State Northridge	79
6	UC Santa Barbara	74
7	UC Riverside	73
8	Pacific	69
9	UC Davis	66

Stolen Base Percentage

1	UC Santa Barbara	79.7
2	Cal Poly	79.4
3	UC Riverside	76.7
4	Long Beach State	76.6
5	Cal State Fullerton	71.8
6	Cal State Northridge	70.9
7	UC Irvine	62.1
8	Pacific	58.0
9	UC Davis	53.0

Grounded Into Double Plays

1	Cal State Northridge	46
2	UC Irvine	44
3	Cal State Fullerton	43
4	Pacific	39
5	UC Davis	30
6	Long Beach State	28
	UC Riverside	28
8	Cal Poly	26
9	UC Santa Barbara	22



Michael Hur's All-Conference performance as the team's designated hitter helped UC Riverside increase its offensive output by 1.3 runs per game in 2009.

Big West Team Statistical Leaders

Pitching and Defensive Statistics

Earned Run Average

1. Cal State Fullerton.....	3.53
2. UC Riverside.....	4.22
3. UC Irvine.....	4.43
4. Cal State Northridge.....	4.97
5. Long Beach State.....	5.18
6. UC Santa Barbara.....	5.56
7. Cal Poly.....	5.95
8. Pacific.....	6.36
9. UC Davis.....	6.72

Opponent Batting Average

1. Cal State Fullerton.....	.243
2. UC Riverside.....	.275
3. UC Irvine.....	.279
4. UC Santa Barbara.....	.287
5. Cal State Northridge.....	.291
6. Long Beach State.....	.303
7. UC Davis.....	.304
8. Cal Poly.....	.319
9. Pacific.....	.325

Innings Pitched

1. Cal State Fullerton.....	569.0
2. UC Irvine.....	538.0
3. Cal Poly.....	517.1
4. Cal State Northridge.....	505.1
5. UC Riverside.....	479.2
6. UC Davis.....	475.1
7. Long Beach State.....	471.0
8. Pacific.....	462.2
9. UC Santa Barbara.....	459.1

Batters Struck Out

1. Cal State Fullerton.....	455
2. UC Irvine.....	424
3. Cal Poly.....	377
4. Cal State Northridge.....	354
5. UC Riverside.....	342
6. Long Beach State.....	331
7. UC Santa Barbara.....	305
8. UC Davis.....	300
9. Pacific.....	282

Batters Struck Out Looking

1. UC Irvine.....	138
2. Cal State Fullerton.....	130
3. Cal Poly.....	122
4. UC Davis.....	105
5. UC Riverside.....	104
6. UC Santa Barbara.....	99
7. Long Beach State.....	96
8. Cal State Northridge.....	87
9. Pacific.....	75

Wins

1. Cal State Fullerton.....	47
2. UC Irvine.....	45
3. Cal Poly.....	37
4. UC Riverside.....	33
5. UC Santa Barbara.....	29
6. Long Beach State.....	25
7. Cal State Northridge.....	24
8. Pacific.....	21
9. UC Davis.....	13

Losses

1. UC Davis.....	42
2. Pacific.....	32
Cal State Northridge.....	32
4. Long Beach State.....	29
5. UC Santa Barbara.....	23
6. Cal Poly.....	21
7. UC Riverside.....	20
8. Cal State Fullerton.....	16
9. UC Irvine.....	15


Saves

1. UC Irvine.....	20
2. Cal State Northridge.....	13
Long Beach State.....	13
UC Riverside.....	13
5. Cal State Fullerton.....	12
6. Cal Poly.....	10
7. Pacific.....	8
8. UC Santa Barbara.....	7
9. UC Davis.....	3

Runners Picked Off

1. Cal State Northridge.....	31
2. Long Beach State.....	11
3. UC Santa Barbara.....	10
4. UC Irvine.....	6
5. Pacific.....	5
UC Riverside.....	5
7. Cal Poly.....	4
UC Davis.....	4
9. Cal State Fullerton.....	2

Paul Applebee walked just 20 batters in 89.0 innings in 2009 helping UC Riverside record the fewest walks in the Big West.



Sacrifice Bunts Allowed

1. Cal State Northridge	51
Long Beach State	51
3. UC Davis	47
4. UC Santa Barbara	45
5. Cal Poly	42
6. UC Irvine	41
7. Pacific	40
8. UC Riverside	33
9. Cal State Fullerton	24

Sacrifice Flies Allowed

1. Cal Poly	36
2. Pacific	32
3. UC Irvine	26
UC Davis	26
5. UC Riverside	25
6. UC Santa Barbara	24
7. Long Beach State	23
8. Cal State Northridge	20
9. Cal State Fullerton	17

Hits Allowed

1. UC Santa Barbara	506
2. UC Riverside	515
3. Cal State Fullerton	517
4. Long Beach State	566
5. Cal State Northridge	573
6. UC Irvine	575
7. UC Davis	576
8. Pacific	612
9. Cal Poly	669

Runs Allowed

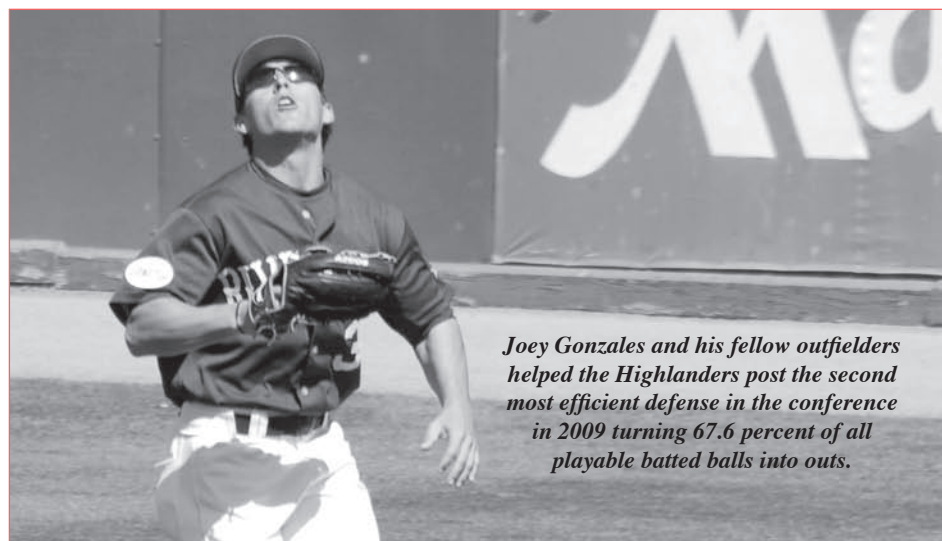
1. Cal State Fullerton	255
2. UC Riverside	272
3. UC Irvine	291
4. Long Beach State	322
5. UC Santa Barbara	334
6. Cal State Northridge	340
7. Pacific	379
8. Cal Poly	394
9. UC Davis	425

Earned Runs Allowed

1. Cal State Fullerton	223
2. UC Riverside	225
3. UC Irvine	265
4. Long Beach State	271
5. Cal State Northridge	279
6. UC Santa Barbara	284
7. Pacific	327
8. Cal Poly	342
9. UC Davis	355

Walks Allowed

1. UC Riverside	127
2. UC Irvine	160
3. Cal State Fullerton	161
4. Long Beach State	162
5. Pacific	170
6. Cal State Northridge	178
7. UC Santa Barbara	199
8. Cal Poly	218
9. UC Davis	287



Joey Gonzales and his fellow outfielders helped the Highlanders post the second most efficient defense in the conference in 2009 turning 67.6 percent of all playable batted balls into outs.

Doubles Allowed

1. Cal State Fullerton	93
2. UC Santa Barbara	94
3. Cal State Northridge	96
4. Long Beach State	100
5. UC Riverside	104
6. UC Irvine	116
7. Pacific	120
8. UC Davis	127
9. Cal Poly	131

Triples Allowed

1. UC Santa Barbara	9
2. Long Beach State	11
3. UC Riverside	12
4. Cal State Northridge	14
5. UC Davis	16
6. Pacific	17
Cal Poly	17
8. UC Irvine	18
9. Cal State Fullerton	22

Home Runs Allowed

1. UC Riverside	29
2. Pacific	34
3. Long Beach State	40
UC Irvine	40
5. Cal Poly	43
UC Santa Barbara	43
Cal State Northridge	43
8. Cal State Fullerton	45
UC Davis	45

Wild Pitches

1. UC Davis	73
2. UC Riverside	49
3. Cal State Northridge	47
4. UC Irvine	45
5. Cal State Fullerton	38
6. Pacific	35
7. Long Beach State	34
8. Cal Poly	33
9. UC Santa Barbara	32

Balks

1. Cal State Northridge	18
2. UC Davis	14
3. UC Irvine	8
Pacific	8
UC Santa Barbara	8
6. UC Riverside	7
7. Long Beach State	6
Cal Poly	6
9. Cal State Fullerton	2

Hit Batters

1. UC Santa Barbara	97
2. Pacific	79
3. UC Davis	76
4. Cal State Fullerton	68
5. Cal Poly	57
6. Long Beach State	51
Cal State Northridge	51
8. UC Riverside	43
9. UC Irvine	30

Fielding Percentage

1. UC Irvine	.976
2. Cal State Fullerton	.976
3. UC Riverside	.970
4. UC Santa Barbara	.967
5. Long Beach State	.966
6. Pacific	.966
7. Cal Poly	.966
8. UC Davis	.962
9. Cal State Northridge	.956

Defensive Efficiency

1. Cal State Fullerton	.71.0
2. UC Riverside	.67.6
3. UC Santa Barbara	.67.3
4. UC Irvine	.66.4
5. Cal State Northridge	.66.3
6. UC Davis	.65.7
7. Long Beach State	.64.9
8. Cal Poly	.62.7
9. Pacific	.63.1

Big West Team Statistical Leaders

Pitching and Defensive Statistics . . . continued

Chances

1. Cal State Fullerton.....	2421
2. UC Irvine.....	2366
3. Cal State Northridge.....	2256
4. Cal Poly.....	2246
5. UC Riverside.....	2137
6. UC Davis.....	2105
7. Pacific.....	2076
8. UC Santa Barbara.....	2052
9. Long Beach State.....	2017

Putouts

1. Cal State Fullerton.....	1707
2. UC Irvine.....	1614
3. Cal Poly.....	1552
4. Cal State Northridge.....	1516
5. UC Riverside.....	1439
6. UC Davis.....	1426
7. Long Beach State.....	1413
8. Pacific.....	1388
9. UC Santa Barbara.....	1378

Assists

1. UC Irvine.....	696
2. Cal State Fullerton.....	656
3. Cal State Northridge.....	640
4. UC Riverside.....	633
5. Pacific.....	618
6. Cal Poly.....	617
7. UC Santa Barbara.....	607
8. UC Davis.....	600
9. Long Beach State.....	536

Errors

1. Cal State Northridge.....	100
2. UC Davis.....	79
3. Cal Poly.....	77
4. Pacific.....	70
5. Long Beach State.....	68
6. UC Santa Barbara.....	67
7. UC Riverside.....	65
8. Cal State Fullerton.....	58
9. UC Irvine.....	56

Fielding Double Plays

1. UC Irvine.....	56
2. Cal State Fullerton.....	53
3. UC Santa Barbara.....	51
4. Cal Poly.....	50
5. Pacific.....	47
6. Cal State Northridge.....	44
7. UC Davis.....	43
8. Long Beach State.....	40
9. UC Riverside.....	35

Stolen Bases Against

1. UC Davis.....	109
2. Cal Poly.....	71
3. Cal State Northridge.....	64
4. Pacific.....	47
5. UC Santa Barbara.....	47
6. Long Beach State.....	46
7. UC Riverside.....	41
8. UC Irvine.....	33
9. Cal State Fullerton.....	22

Caught Stealing By

1. Cal State Fullerton.....	31
2. UC Irvine.....	29
3. Long Beach State.....	28
4. Pacific.....	28
5. Cal State Northridge.....	25
6. Cal Poly.....	25
7. UC Santa Barbara.....	25
8. UC Davis.....	22
9. UC Riverside.....	20

Stolen Base Attempts Against

1. UC Davis.....	131
2. Cal Poly.....	96
3. Cal State Northridge.....	89
4. Pacific.....	75
5. Long Beach State.....	74
6. UC Santa Barbara.....	72
7. UC Irvine.....	62
8. UC Riverside.....	61
9. Cal State Fullerton.....	53

Passed Balls

1. UC Davis.....	17
2. UC Santa Barbara.....	13
3. UC Irvine.....	13
4. UC Riverside.....	10
5. Long Beach State.....	8
6. Cal State Fullerton.....	5
7. Cal Poly.....	5
8. Pacific.....	4
9. Cal State Northridge.....	3

Catchers Interference

1. UC Davis.....	5
2. Cal State Northridge.....	3
3. Pacific.....	2
4. UC Santa Barbara.....	1
5. Long Beach State.....	1
6. Cal Poly.....	1
7. UC Riverside.....	1

Big West Player of the Week

Date	Player	Team	Year
Feb. 23	J.B. Brown	Pacific	So.
	Francis Larson	UC Irvine	Jr.
Mar. 2	Ryan Goetz	UC Riverside	Jr.
Mar. 9	Nick Ramirez	Cal State Fullerton	Jr.
Mar. 16	Josh Fellhauer	Cal State Fullerton	So.
Mar. 23	Christian Colon	Cal State Fullerton	Sr.
Mar. 30	Eric Deragisch	UC Irvine	So.
Apr. 6	D.J. Gentile	Cal Poly	Jr.
Apr. 13	Khris Davis	Cal State Fullerton	Fr.
	Matt Jensen	Cal Poly	Jr.
Apr. 20	Francis Larson	UC Irvine	So.
Apr. 27	Gary Brown	Cal State Fullerton	Sr.
May 2	Jared Clark	Cal State Fullerton	Jr.
May 11	Matt Valaika	UC Santa Barbara	Sr.
May 18	Ryan Lee	Cal Poly	Jr.
May 25	Adam Buschini	Cal Poly	Jr.

Big West Pitcher of the Week

Date	Player	Team	Year
Feb. 23	D.J. Mauldin	Cal Poly	Jr.
Mar. 2	Joey Centanni	Pacific	Sr.
	Daniel Renken	Cal State Fullerton	So.
Mar. 9	Mario Hollands	UC Santa Barbara	Sr.
Mar. 16	Brock Bardeen	UC Irvine	So.
Mar. 23	Daniel Bibona	UC Irvine	Jr.
Mar. 30	Paul Bargas	UC Riverside	Jr.
Apr. 6	Daniel Bibona	UC Irvine	Fr.
Apr. 13	Eric Pettis	UC Irvine	Jr.
	Tyler Pill	Cal State Fullerton	Jr.
Apr. 20	Adam Wilk	Long Beach State	Jr.
Apr. 27	Paul Bargas	UC Riverside	Jr.
May 2	Ryan Platt	UC Riverside	Sr.
May 11	Joe Gardner	UC Santa Barbara	Jr.
May 18	David Rowse	Pacific	Jr.
May 25	Kyle Necke	UC Irvine	Jr.

Big West Individual Statistical Leaders

Offensive Statistics (min 75% games played, 2.0 AB per team game and 3.0 PA per team game)

Batting Average

1. Buschini, Adam, CP.....	422
2. Fellhauer, Josh, CSF.....	396
3. Longmire, Nick, PAC.....	385
4. Brown, J.B., PAC.....	378
5. Cates, Richard, CSUN.....	374
6. Hur, Michael, UCR.....	372
7. Clark, Jared, CSF.....	363
8. Orloff, Ben, UCI.....	358
9. Colon, Christian, CSF.....	357
10. Deragisch, Eric, UCI.....	355

Slugging Percentage

1. Buschini, Adam, CP.....	730
2. Davis, Khris, CSF.....	642
3. Longmire, Nick, PAC.....	596
4. Clark, Jared, CSF.....	590
5. Hur, Michael, UCR.....	583
6. Wideman, Kurt, PAC.....	572
7. Mittelstaedt, TJ, LBSU.....	551
8. Brown, J.B., PAC.....	550
9. Valaika, Matt, UCSB.....	545
10. Larson, Francis, UCI.....	532

On Base Percentage

1. Buschini, Adam, CP.....	488
2. Fellhauer, Josh, CSF.....	480
3. Cates, Richard, CSUN.....	456
4. Longmire, Nick, PAC.....	448
5. Clark, Jared, CSF.....	448
6. Colon, Christian, CSF.....	442
7. Stevenson, Casey, UCI.....	441
8. Deragisch, Eric, UCI.....	438
9. Smith, Kyle, CP.....	435
10. Cavan, Ryan, UCSB.....	435

Runs Scored

1. Colon, Christian, CSF.....	82
2. Lee, Ryan, CP.....	65
3. Brown, Gary, CSF.....	64
4. Orloff, Ben, UCI.....	62
5. Longmire, Nick, PAC.....	60
6. Gump, Brian, UCSB.....	59
7. Clark, Jared, CSF.....	57
8. Davis, Khris, CSF.....	53
9. Uhl, Carl, UCR.....	53
10. 4 tied at.....	50

Hits

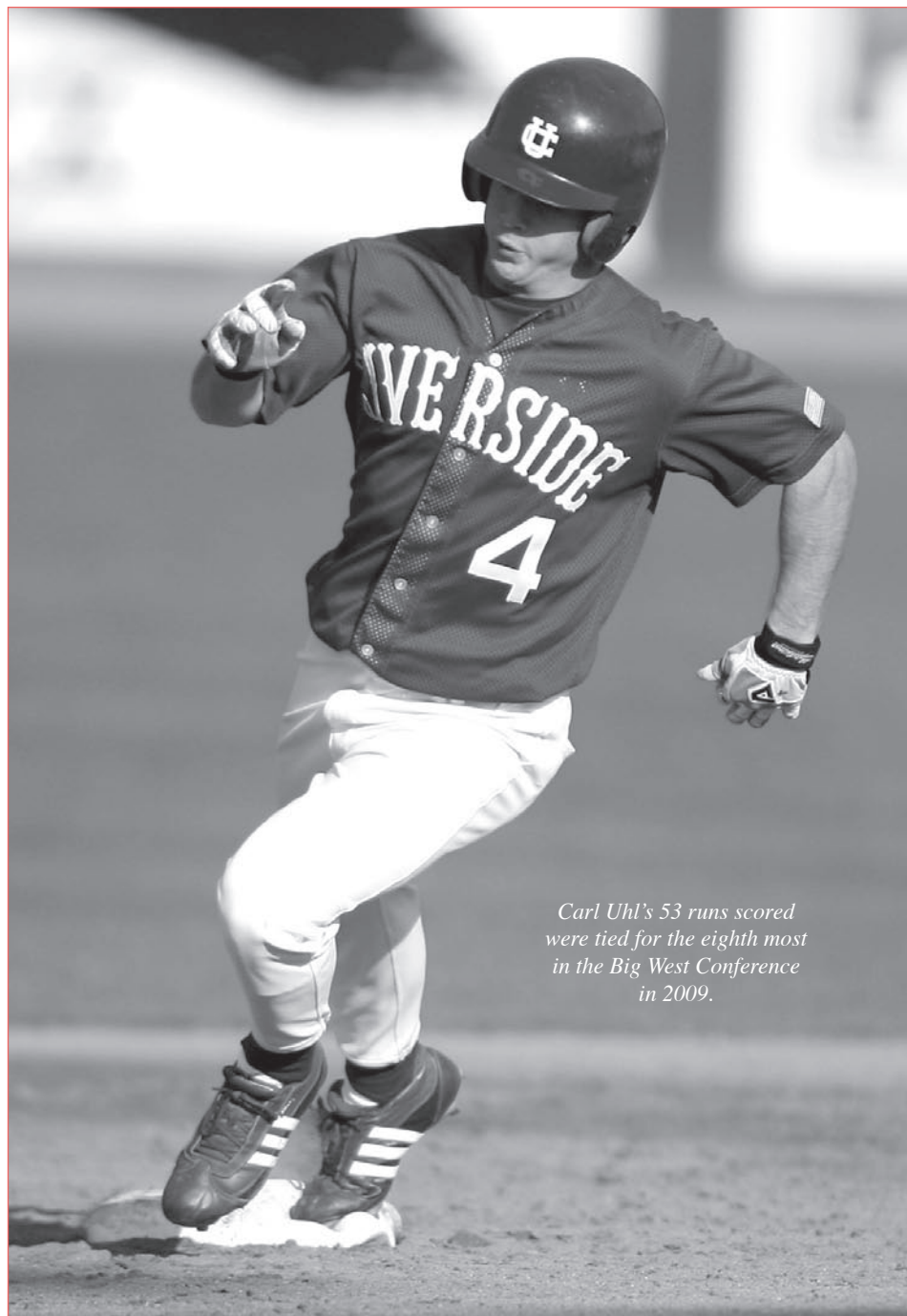
1. Colon, Christian, CSF.....	91
Orloff, Ben, UCI.....	91
3. Fellhauer, Josh, CSF.....	90
4. Brown, Gary, CSF.....	88
5. Lee, Ryan, CP.....	87
6. Clark, Jared, CSF.....	85
7. Brown, J.B., PAC.....	84
Longmire, Nick, PAC.....	84
9. Cates, Richard, CSUN.....	83
10. Buschini, Adam, CP.....	78

Runs Batted In

1. Clark, Jared, CSF.....	82
2. Buschini, Adam, CP.....	61
3. Brown, J.B., PAC.....	58
Davis, Khris, CSF.....	58
5. Fellhauer, Josh, CSF.....	55
6. Jensen, Matt, CP.....	53
7. Hur, Michael, UCR.....	52
8. Oliver, Eric, UCSB.....	48
9. Mittelstaedt, TJ, LBSU.....	46
10. 2 tied at.....	45

Doubles

1. Davis, Khris, CSF.....	25
2. Wideman, Kurt, PAC.....	24
3. Uhl, Carl, UCR.....	20
Kelly, Ty, UCD.....	20
5. Stevenson, Casey, UCI.....	19
Oliver, Eric, UCSB.....	19
7. Buschini, Adam, CP.....	18
Nix, Tony, UCR.....	18
9. 4 tied at.....	17



Carl Uhl's 53 runs scored were tied for the eighth most in the Big West Conference in 2009.

Big West Individual Statistical Leaders

Offensive Statistics . . . Continued

Triples

1.	Brown, Gary, CSF.....	7
	Mittelstaedt, TJ, LBSU.....	7
3.	Longmire, Nick, PAC.....	6
4.	Scott, Joe, CSF.....	4
	Larson, Francis, UCI.....	4
	Terhune, Gunnar, UCSB.....	4
	Pruitt, Jeff, CSUN.....	4
8.	7 tied at.....	3

Home Runs

1.	Davis, Khris, CSF.....	16
2.	Clark, Jared, CSF.....	12
3.	Buschini, Adam, CP.....	11
4.	Pineda, Ryan, CSUN.....	10
	Ramirez, Nick, CSF.....	10
6.	Yoder, Luke, CP.....	9
	Jensen, Matt, CP.....	9
	Larson, Francis, UCI.....	9
9.	Colon, Christian, CSF.....	8
	Gump, Brian, UCSB.....	8

Total Bases

1.	Davis, Khris, CSF.....	149
2.	Clark, Jared, CSF.....	138
3.	Colon, Christian, CSF.....	135
	Buschini, Adam, CP.....	135
5.	Longmire, Nick, PAC.....	130
6.	Brown, Gary, CSF.....	128
7.	Brown, J.B., PAC.....	122
8.	Fellhauer, Josh, CSF.....	120
9.	Larson, Francis, UCI.....	117
10.	2 tied at.....	116

Walks

1.	Davis, Khris, CSF.....	34
2.	Clark, Jared, CSF.....	32
	Yoder, Luke, CP.....	32
4.	Cavan, Ryan, UCSB.....	31
5.	Oliver, Eric, UCSB.....	29
	Jensen, Matt, CP.....	29
7.	Cates, Richard, CSUN.....	28
	Smith, Kyle, CP.....	28
9.	Mittelstaedt, TJ, LBSU.....	27
	Lee, Ryan, CP.....	27

Hit By Pitch

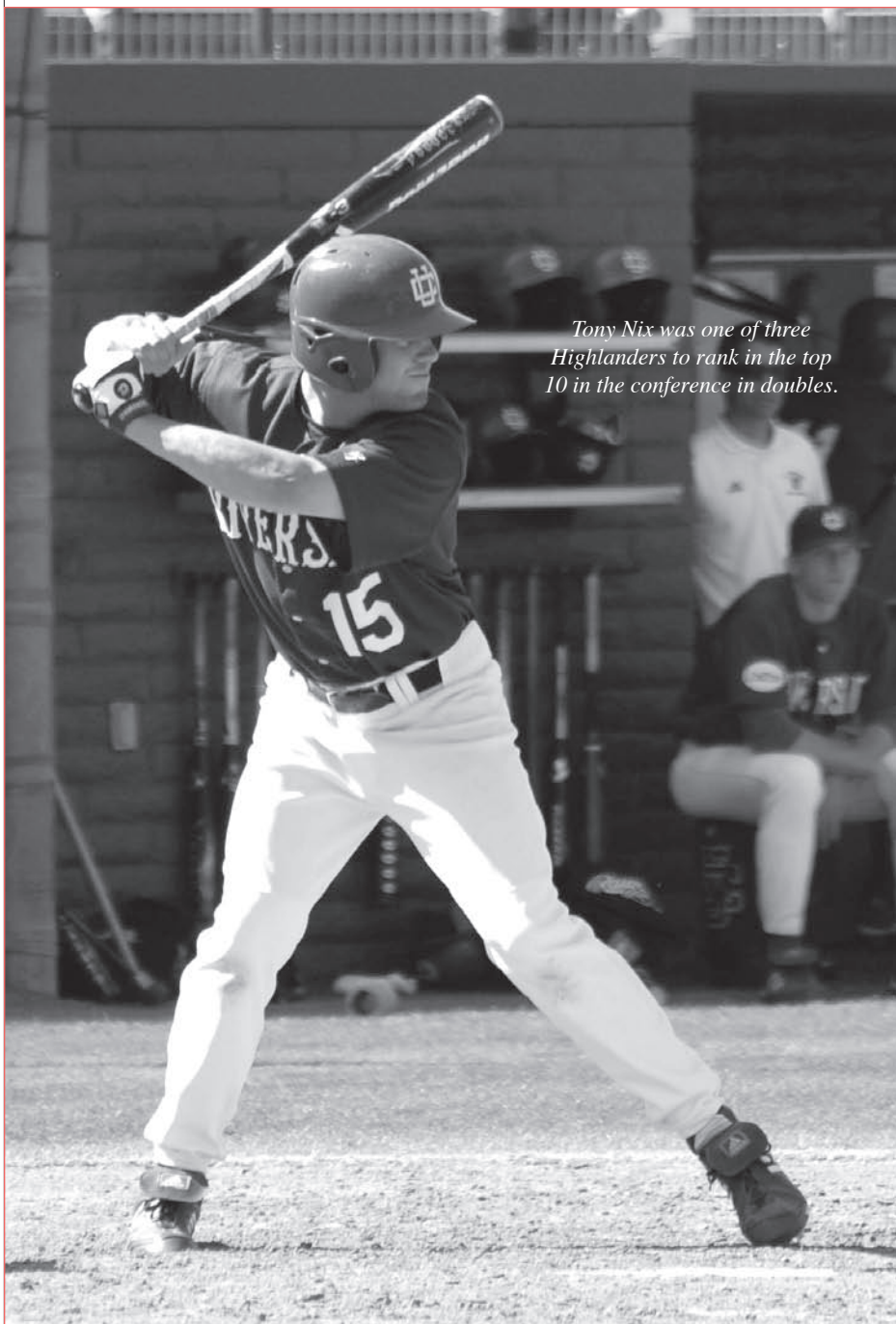
1.	Stevenson, Casey, UCI.....	22
2.	Newman, Jeff, CSF.....	19
3.	Colon, Christian, CSF.....	18
4.	Brown, Gary, CSF.....	17
5.	Fellhauer, Josh, CSF.....	16
	Deragisch, Eric, UCI.....	16
7.	Smith, Kyle, CP.....	12
8.	4 tied at.....	11

Sacrifice Bunts

1.	Scott, Joe, CSF.....	25
2.	Newman, Jeff, CSF.....	15
3.	Melker, Adam, CP.....	12
4.	Centanni, Joey, PAC.....	11
5.	Orloff, Ben, UCI.....	10
	Gump, Brian, UCSB.....	10
	Krick, Taylor, LBSU.....	10
8.	4 tied at.....	9

Sacrifice Flies

1.	Gentile, D.J., CP.....	11
2.	Clark, Jared, CSF.....	9
3.	Cavan, Ryan, UCSB.....	7
	<i>Nix, Tony, UCR.....</i>	<i>7</i>
5.	Centanni, Joey, PAC.....	6
	Dorrell, Wes, CP.....	6
	Mullins, Marty, UCSB.....	6
	Garneau, Dustin, CSF.....	6
	Brown, Gary, CSF.....	6
	Fellhauer, Josh, CSF.....	6



Tony Nix was one of three Highlanders to rank in the top 10 in the conference in doubles.

Stolen Bases

1. Lee, Ryan, CP.....	27
2. Pruitt, Jeff, CSUN.....	24
3. Brown, Gary, CSF.....	23
4. Casas, Jordan, LBSU.....	22
Gump, Brian, UCSB.....	22
6. Orloff, Ben, UCI.....	18
Fellhauer, Josh, CSF.....	18
8. Davis, Khris, CSF.....	17
Uhl, Carl, UCR.....	17
10. 2 tied at.....	15

Plate Appearances

1. Colon, Christian, CSF.....	308
2. Lee, Ryan, CP.....	305
3. Brown, Gary, CSF.....	301
4. Orloff, Ben, UCI.....	297
5. Clark, Jared, CSF.....	288
6. Fellhauer, Josh, CSF.....	282
7. Davis, Khris, CSF.....	275
8. Uhl, Carl, UCR.....	260
9. Smith, Kyle, CP.....	259
Cates, Richard, CSUN.....	259

At Bats

1. Lee, Ryan, CP.....	265
2. Brown, Gary, CSF.....	259
3. Colon, Christian, CSF.....	255
4. Orloff, Ben, UCI.....	254
5. Clark, Jared, CSF.....	234
6. Davis, Khris, CSF.....	232
7. Uhl, Carl, UCR.....	228
8. Fellhauer, Josh, CSF.....	227
9. Cates, Richard, CSUN.....	222
Brown, J.B., PAC.....	222

Stolen Base Attempts

1. Brown, Gary, CSF.....	31
Fellhauer, Josh, CSF.....	31
3. Lee, Ryan, CP.....	30
4. Pruitt, Jeff, CSUN.....	28
5. Casas, Jordan, LBSU.....	27
Gump, Brian, UCSB.....	27
7. Orloff, Ben, UCI.....	23
8. Colon, Christian, CSF.....	22
Uhl, Carl, UCR.....	22
10. 2 tied at.....	19

Strikeouts

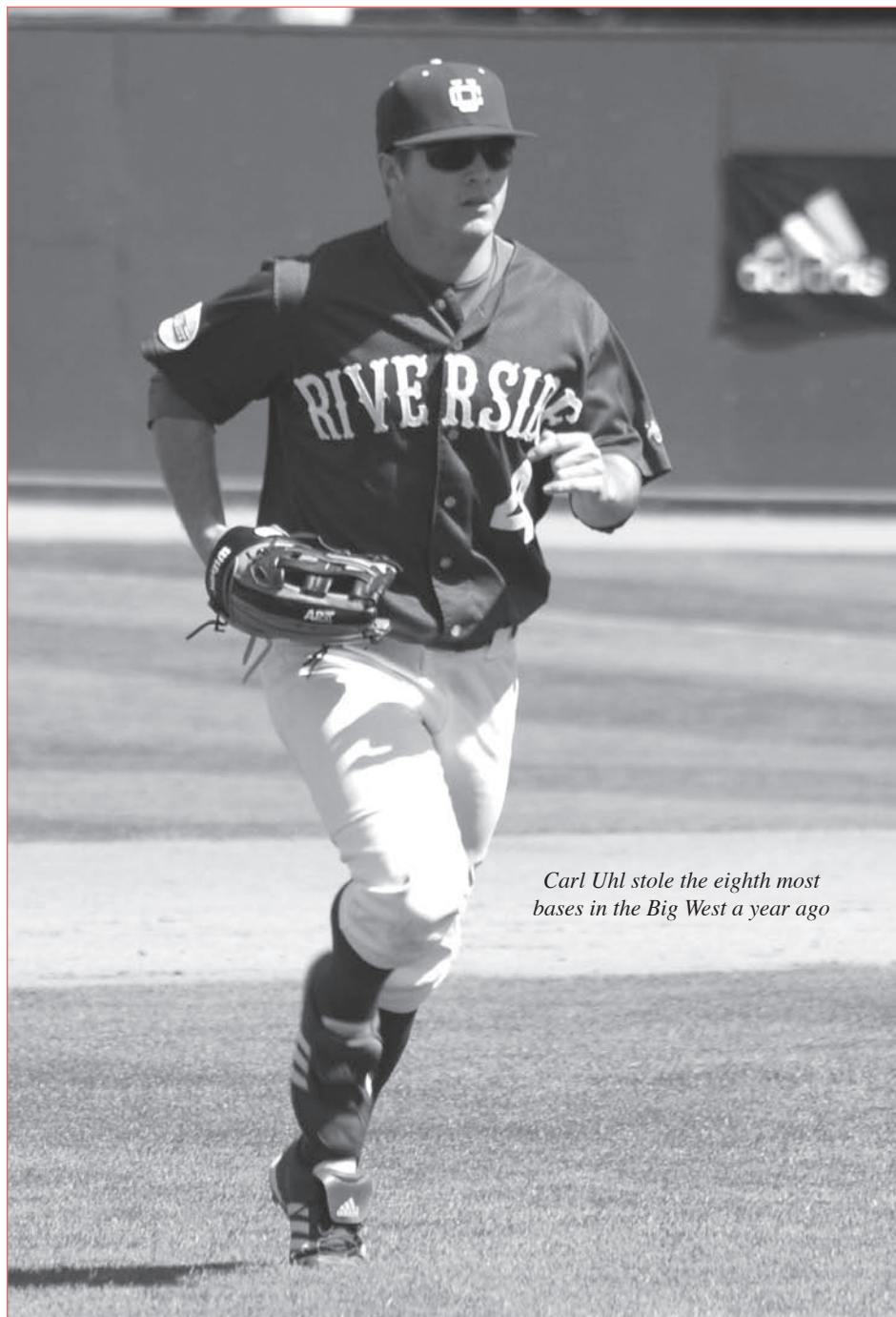
1. Yoder, Luke, CP.....	56
2. Pruitt, Jeff, CSUN.....	53
3. Gentile, D.J., CP.....	49
Thompson, J.J., CP.....	49
5. Lohman, Devin, LBSU.....	48
6. Pineda, Ryan, CSUN.....	44
7. Clark, Jared, CSF.....	43
8. Cummings, Robby, UCSB.....	42
9. Mittelstaedt, TJ, LBSU.....	41
10. Davis, Khris, CSF.....	40

Caught Stealing

1. Fellhauer, Josh, CSF.....	13
2. Brown, Gary, CSF.....	8
Scoma, Ryan, UCD.....	8
Larson, Francis, UCI.....	8
5. Colon, Christian, CSF.....	7
6. Cates, Richard, CSUN.....	6
Goetz, Ryan, UCR.....	6
8. 11 tied at.....	5

Grounded Into Double Plays

1. Cates, Richard, CSUN.....	10
Clark, Jared, CSF.....	10
3. Walker, Mike, PAC.....	9
4. Brown, J.B., PAC.....	6
Colon, Christian, CSF.....	6
Larson, Francis, UCI.....	6
Ramirez, Nick, CSF.....	6
8. 10 tied at.....	5



Carl Uhl stole the eighth most bases in the Big West a year ago

Big West Individual Statistical Leaders

Pitching and Defensive Statistics

Earned Run Average

1.	Bibona, Daniel, UCI.....	2.63
2.	Renken, Daniel, CSF.....	2.69
3.	Wilk, Adam, LBSU.....	2.78
4.	Ramirez, Noe, CSF.....	3.33
5.	Gardner, Joe, UCSB.....	3.40
6.	Bergman, Christian, UCI.....	3.50
7.	Applebee, Paul, UCR.....	3.74
8.	Andriese, Matt, UCR.....	3.93
9.	Pill, Tyler, CSF.....	4.06
10.	Platt, Ryan, UCR.....	4.15

Opponent Batting Average

1.	Renken, Daniel, CSF.....	.206
2.	Bibona, Daniel, UCI.....	.209
3.	Ramirez, Noe, CSF.....	.227
4.	Pill, Tyler, CSF.....	.247
5.	Applebee, Paul, UCR.....	.250
	Platt, Ryan, UCR.....	.250
7.	Gardner, Joe, UCSB.....	.252
8.	Andriese, Matt, UCR.....	.257
9.	Carnevale, Hunter, PAC.....	.259
10.	Wilk, Adam, LBSU.....	.264

Innings Pitched

1.	Renken, Daniel, CSF.....	123.2
2.	Ramirez, Noe, CSF.....	110.2
3.	Mauldin, DJ, CP.....	108.0
4.	Bibona, Daniel, UCI.....	106.0
5.	Pill, Tyler, CSF.....	102.0
6.	Centanni, Joey, PAC.....	99.0
7.	Bergman, Christian, UCI.....	97.2
8.	Wilk, Adam, LBSU.....	94.0
9.	Hollands, Mario, UCSB.....	89.1
10.	Applebee, Paul, UCR.....	89.0

Batters Struck Out

1.	Bibona, Daniel, UCI.....	108
2.	Renken, Daniel, CSF.....	103
3.	Ramirez, Noe, CSF.....	100
4.	Pill, Tyler, CSF.....	74
5.	Gardner, Joe, UCSB.....	69
6.	Platt, Ryan, UCR.....	67
7.	Bergman, Christian, UCI.....	66
8.	Mauldin, DJ, CP.....	65
9.	Applebee, Paul, UCR.....	63
10.	Eskew, Jared, CP.....	57

Batters Struck Out Looking

1.	Mauldin, DJ, CP.....	33
2.	Bibona, Daniel, UCI.....	30
3.	Ramirez, Noe, CSF.....	29
	Bergman, Christian, UCI.....	29
5.	Radeke, Mason, CP.....	27
6.	Wilk, Adam, LBSU.....	26
7.	Gardner, Joe, UCSB.....	25
8.	Pill, Tyler, CSF.....	24
9.	Platt, Ryan, UCR.....	22
10.	Renken, Daniel, CSF.....	21

Wins

1.	Bibona, Daniel, UCI.....	12
2.	Renken, Daniel, CSF.....	11
	Pill, Tyler, CSF.....	11
4.	Applebee, Paul, UCR.....	10
5.	Ramirez, Noe, CSF.....	9
	Bergman, Christian, UCI.....	9
7.	Slaughter, Crosby, UCI.....	8
8.	5 tied at.....	7

Saves

1.	Pettis, Eric, UCI.....	17
2.	Kelly, Joseph, UCR.....	12
3.	Ruiz, Charlie, LBSU.....	11
4.	Slover, Brian, CSUN.....	9
5.	Ramirez, Nick, CSF.....	7
6.	Massingham, Eric, CP.....	6
7.	Berolzheimer, Thomas, PAC.....	5
	Meals, David, UCSB.....	5
9.	Morrison, Michael, CSF.....	4
10.	5 tied at.....	2

Appearances

1.	DeVincenzi, Mark, CP.....	31
2.	Born, David, LBSU.....	30
3.	Slover, Brian, CSUN.....	29
	Pettis, Eric, UCI.....	29
	Rasco, Dustin, LBSU.....	29
	Jolicoeur, Jimmy, CSUN.....	29
7.	McCain, Mark, PAC.....	28
	Avison, Noel, UCI.....	28
9.	Ruiz, Charlie, LBSU.....	27
10.	Ackland, Ryan, CSF.....	26

Games Started

1.	Renken, Daniel, CSF.....	17
2.	Pill, Tyler, CSF.....	16
	Slaughter, Crosby, UCI.....	16
4.	Bibona, Daniel, UCI.....	15
	Bergman, Christian, UCI.....	15
	Mauldin, DJ, CP.....	15
	Ramirez, Noe, CSF.....	15
8.	5 tied at.....	14

Games Finished

1.	Pettis, Eric, UCI.....	27
2.	Slover, Brian, CSUN.....	26
3.	Massingham, Eric, CP.....	22
4.	Ruiz, Charlie, LBSU.....	20
5.	Kelly, Joseph, UCR.....	18
	Meals, David, UCSB.....	18
7.	Ramirez, Nick, CSF.....	15
8.	Ackland, Ryan, CSF.....	14
9.	Morrison, Michael, CSF.....	13
	Berolzheimer, Thomas, PAC.....	13

Games In Relief

1.	DeVincenzi, Mark, CP.....	31
2.	Born, David, LBSU.....	30
3.	Slover, Brian, CSUN.....	29
	Pettis, Eric, UCI.....	29
	Jolicoeur, Jimmy, CSUN.....	29
6.	Rasco, Dustin, LBSU.....	28
7.	Ruiz, Charlie, LBSU.....	27
8.	Ackland, Ryan, CSF.....	26
	McCain, Mark, PAC.....	26
10.	4 tied at.....	25

Sacrifice Bunts Allowed

1.	Mauldin, DJ, CP.....	15
2.	Quist, Dayne, UCD.....	13
3.	Hollands, Mario, UCSB.....	11
	Gagnon, Andrew, LBSU.....	11
	Centanni, Joey, PAC.....	11
6.	Ott, Billy, CSUN.....	10
	Juarez, Ryan, CSUN.....	10
8.	Ramirez, Noe, CSF.....	9
9.	Gardner, Joe, UCSB.....	8
	Wilk, Adam, LBSU.....	8

Sacrifice Flies Allowed

1.	Mauldin, DJ, CP.....	9
2.	Gagnon, Andrew, LBSU.....	7
	Radeke, Mason, CP.....	7
4.	Platt, Ryan, UCR.....	6
	Johnson, Jeff, CP.....	6
	Chew, Scott, UCD.....	6
7.	9 tied at.....	5

Losses

1.	Chew, Scott, UCD.....	8
2.	Thompson, Jake, LBSU.....	7
	Gagnon, Andrew, LBSU.....	7
4.	Quist, Dayne, UCD.....	6
	Hollands, Mario, UCSB.....	6
	McChesney, Jeremy, UCD.....	6
	Centanni, Joey, PAC.....	6
	Carnevale, Hunter, PAC.....	6
9.	6 tied at.....	5

Runners Picked Off

1.	McCarney, Ryan, CSUN.....	9
2.	Hollands, Mario, UCSB.....	5
3.	Parham, John, CSUN.....	4
	Ott, Billy, CSUN.....	4
	Hoime, Kellen, LBSU.....	4
6.	Hannick, Chris, CSUN.....	3
7.	12 tied at.....	2

Wild Pitches

1.	DeVincenzi, Mark, CP.....	14
2.	Andriese, Matt, UCR.....	11
	Ruiz, Charlie, LBSU.....	11
	Lyman, Scott, UCD.....	11
5.	Gardner, Joe, UCSB.....	10
	Renken, Daniel, CSF.....	10
	Niley, Jamie, PAC.....	10
8.	Bibona, Daniel, UCI.....	9
	Gagnon, Andrew, LBSU.....	9
	Platt, Ryan, UCR.....	9

Balks

1.	Juarez, Ryan, CSUN.....	6
2.	Rowse, David, PAC.....	3
	Slaughter, Crosby, UCI.....	3
	Schoening, Bryce, CSUN.....	3
	Bennett, Adam, UCD.....	3
	Gagnon, Andrew, LBSU.....	3
	Chew, Scott, UCD.....	3
8.	10 tied at.....	2

Hit Batters

1.	Niley, Jamie, PAC.....	23
2.	Gardner, Joe, UCSB.....	19
	Carnevale, Hunter, PAC.....	19
4.	Edwards, Clayton, UCSB.....	17
5.	Ramirez, Noe, CSF.....	15
6.	Ford, Mike, UCSB.....	14
	Mauldin, DJ, CP.....	14
8.	Lyman, Scott, UCD.....	13
	Quist, Dayne, UCD.....	13
10.	Hollands, Mario, UCSB.....	12

Intentional Walks Allowed

1.	Centanni, Joey, PAC.....	192
2.	Bibona, Daniel, UCI.....	144
3.	Thompson, Jake, LBSU.....	128
	Rath, Kevin, CSF.....	128
5.	Bergman, Christian, UCI.....	115
6.	Slover, Brian, CSUN.....	114
7.	DeVincenzi, Mark, CP.....	113
8.	4 tied at.....	112

Hits Allowed

1.	Platt, Ryan, UCR.....	61
2.	Ford, Mike, UCSB.....	63
3.	Samuels, Zachary, UCSB.....	64
4.	Carnevale, Hunter, PAC.....	65
	Andriese, Matt, UCR.....	65
6.	Quist, Dayne, UCD.....	75
7.	Chew, Scott, UCD.....	76
8.	Bibona, Daniel, UCI.....	78
9.	Gardner, Joe, UCSB.....	79
10.	Briner, Tom, UCD.....	80

Runs Allowed

1.	Andriese, Matt, UCR.....	30
2.	Wilk, Adam, LBSU.....	33
3.	Bibona, Daniel, UCI.....	37
4.	Platt, Ryan, UCR.....	39
5.	Renken, Daniel, CSF.....	40
	Slaughter, Crosby, UCI.....	40
7.	Bargas, Paul, UCR.....	43
	Samuels, Zachary, UCSB.....	43
9.	Briner, Tom, UCD.....	44
	Applebee, Paul, UCR.....	44

Earned Runs Allowed

1.	Wilk, Adam, LBSU.....	29
	Andriese, Matt, UCR.....	29
3.	Platt, Ryan, UCR.....	30
4.	Bibona, Daniel, UCI.....	31
5.	Gardner, Joe, UCSB.....	32
6.	Briner, Tom, UCD.....	34
7.	Renken, Daniel, CSF.....	37
	Bargas, Paul, UCR.....	37
	Applebee, Paul, UCR.....	37
10.	Bergman, Christian, UCI.....	38

Walks Allowed

1.	Bargas, Paul, UCR.....	9
2.	Pill, Tyler, CSF.....	13
	Thompson, Jake, LBSU.....	13
4.	Akins, Cole, PAC.....	14
5.	Bergman, Christian, UCI.....	16
6.	Briner, Tom, UCD.....	18
7.	Chew, Scott, UCD.....	20
	Radeke, Mason, CP.....	20
	Andriese, Matt, UCR.....	20
	Centanni, Joey, PAC.....	20

Doubles Allowed

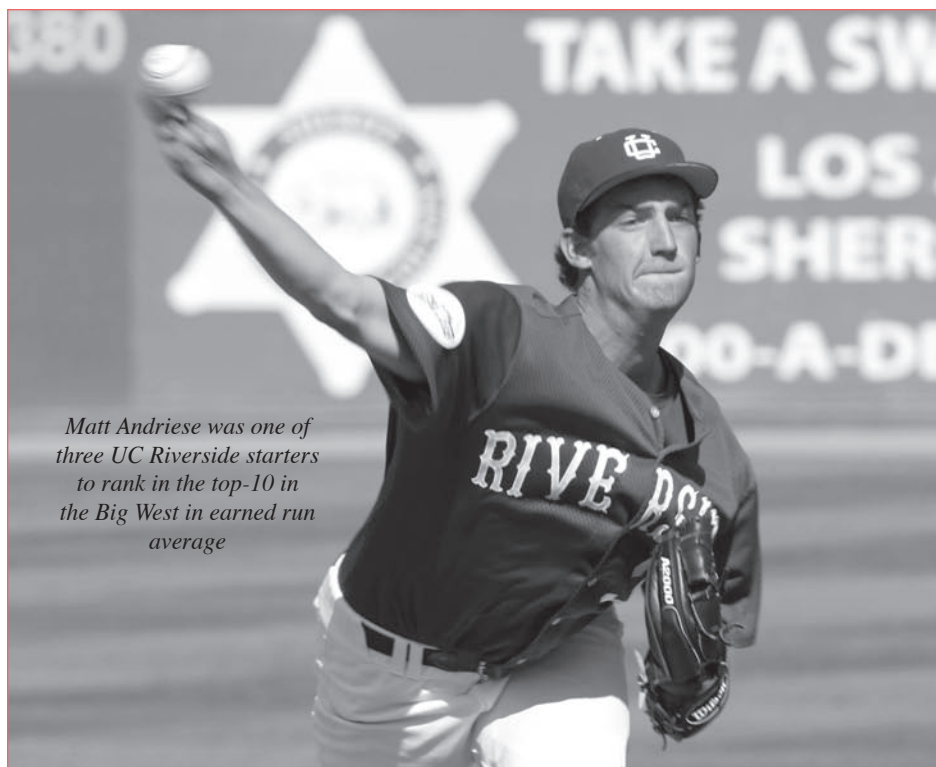
1.	Wilk, Adam, LBSU.....	5
2.	Ford, Mike, UCSB.....	9
3.	Platt, Ryan, UCR.....	10
4.	Ott, Billy, CSUN.....	14
	Gardner, Joe, UCSB.....	14
6.	Juarez, Ryan, CSUN.....	15
	Akins, Cole, PAC.....	15
	Renken, Daniel, CSF.....	15
9.	Hollands, Mario, UCSB.....	16
	Bibona, Daniel, UCI.....	16

Triples Allowed

1.	Chew, Scott, UCD.....	0
	Carnevale, Hunter, PAC.....	0
3.	Slaughter, Crosby, UCI.....	1
	Leonard, Matt, CP.....	1
	Bargas, Paul, UCR.....	1
	Thompson, Jake, LBSU.....	1
	Briner, Tom, UCD.....	1
	Gagnon, Andrew, LBSU.....	1
	Bergman, Christian, UCI.....	1
	Quist, Dayne, UCD.....	1

Home Runs Allowed

1.	Andriese, Matt, UCR.....	2
	Slaughter, Crosby, UCI.....	2
3.	Briner, Tom, UCD.....	3
	Gardner, Joe, UCSB.....	3
5.	Wilk, Adam, LBSU.....	4
	Eskew, Jared, CP.....	4
	Centanni, Joey, PAC.....	4
8.	Carnevale, Hunter, PAC.....	5
	Gagnon, Andrew, LBSU.....	5
	Applebee, Paul, UCR.....	5



Matt Andriese was one of three UC Riverside starters to rank in the top-10 in the Big West in earned run average

Big West Individual Statistical Leaders

Pitching and Defensive Statistics . . . continued

Fielding Percentage

1.	Gentile, D.J., CP.....	1.000
2.	Clark, Jared, CSF.....	.993
3.	Larson, Francis, UCI.....	.993
4.	Uhl, Carl, UCR.....	.993
5.	Mullins, Marty, UCSB.....	.992
6.	Martin, Brian, PAC.....	.991
7.	Davis, Khris, CSF.....	.991
8.	Jones, Jonathan, LBSU.....	.991
9.	Garneau, Dustin, CSF.....	.990
10.	Gonzales, Joey, UCR.....	.990

Chances

1.	Clark, Jared, CSF.....	.552
2.	Cusick, Jeff, UCI.....	.542
3.	Oliver, Eric, UCSB.....	.513
4.	Dorrell, Wes, CP.....	.421
	Garneau, Dustin, CSF.....	.421
6.	Larson, Francis, UCI.....	.413
7.	McConkey, Brian, UCR.....	.404
8.	D'Anna, Dominic, CSUN.....	.357
9.	Martin, Brian, PAC.....	.341
10.	Wideman, Kurt, PAC.....	.314

Putouts

1.	Clark, Jared, CSF.....	510
2.	Cusick, Jeff, UCI.....	495
3.	Oliver, Eric, UCSB.....	447
4.	Dorrell, Wes, CP.....	376
5.	McConkey, Brian, UCR.....	372
6.	Garneau, Dustin, CSF.....	357
7.	Larson, Francis, UCI.....	334
8.	D'Anna, Dominic, CSUN.....	329
9.	Martin, Brian, PAC.....	316
10.	Tinoco, Steve, LBSU.....	279

Assists

1.	Orloff, Ben, UCI.....	178
2.	Hairgrove, Trevor, UCR.....	170
3.	Colon, Christian, CSF.....	167
4.	Smith, Kyle, CP.....	162
5.	Gorang, Ben, PAC.....	160
6.	Scott, Joe, CSF.....	155
7.	Stevenson, Casey, UCI.....	147
8.	Horst, Bryan, UCR.....	143
	Brown, J.B., PAC.....	143
10.	Valaika, Matt, UCSB.....	142

Fielding Double Plays

1.	Oliver, Eric, UCSB.....	.45
2.	Cusick, Jeff, UCI.....	.44
3.	Stevenson, Casey, UCI.....	.40
	Clark, Jared, CSF.....	.40
5.	Colon, Christian, CSF.....	.36
	Valaika, Matt, UCSB.....	.36
	Orloff, Ben, UCI.....	.36
8.	Brown, J.B., PAC.....	.35
9.	Scott, Joe, CSF.....	.34
10.	Smith, Kyle, CP.....	.29

Passed Balls

1.	Kalush, Scott, UCD.....	14
2.	Mullins, Marty, UCSB.....	10
3.	Larson, Francis, UCI.....	8
4.	Brantly, Robert, UCR.....	6
5.	Hoime, Kellen, LBSU.....	5
6.	Pellegrino, Dan, UCR.....	4
7.	6 tied at.....	3

Catchers Interference

1.	Medeiros, Joseph, UCD.....	3
	Hannick, Chris, CSUN.....	3
3.	Wideman, Kurt, PAC.....	2
	Kalush, Scott, UCD.....	2
5.	Pellegrino, Dan, UCR.....	1
	Brayton, Ross, CP.....	1
	Hansen, Doug, UCSB.....	1
	Hoime, Kellen, LBSU.....	1

Steal Attempts Against

1.	Kalush, Scott, UCD.....	78
2.	Parham, John, CSUN.....	62
3.	Wideman, Kurt, PAC.....	55
4.	Larson, Francis, UCI.....	50
5.	Mullins, Marty, UCSB.....	48
6.	Hoime, Kellen, LBSU.....	45
7.	Medeiros, Joseph, UCD.....	40
	Garneau, Dustin, CSF.....	40
9.	Brayton, Ross, CP.....	33
10.	Brantly, Robert, UCR.....	31

Stolen Bases Against

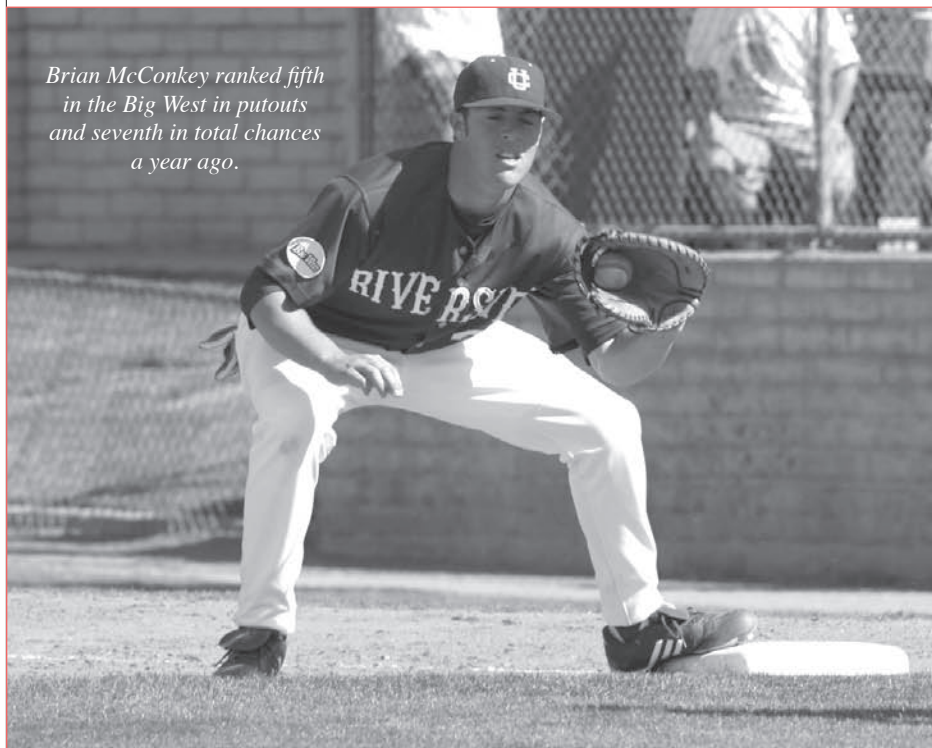
1.	Kalush, Scott, UCD.....	69
2.	Parham, John, CSUN.....	47
3.	Medeiros, Joseph, UCD.....	33
4.	Hoime, Kellen, LBSU.....	30
5.	Wideman, Kurt, PAC.....	29
6.	Mullins, Marty, UCSB.....	28
7.	Dorrell, Wes, CP.....	27
8.	Larson, Francis, UCI.....	26
9.	Brayton, Ross, CP.....	25
10.	Brantly, Robert, UCR.....	23

Caught Stealing By

1.	Wideman, Kurt, PAC.....	26
2.	Larson, Francis, UCI.....	24
3.	Garneau, Dustin, CSF.....	23
4.	Mullins, Marty, UCSB.....	20
5.	Parham, John, CSUN.....	15
	Hoime, Kellen, LBSU.....	15
7.	Pellegrino, Dan, UCR.....	10
8.	Kalush, Scott, UCD.....	9
9.	4 tied at.....	8

Errors

1.	Dabbs, Jason, CSUN.....	18
2.	Walker, Mike, PAC.....	16
3.	Hairgrove, Trevor, UCR.....	15
	Thompson, J.J., CP.....	15
	Pineda, Ryan, CSUN.....	15
6.	Aldrete, Michael, UCD.....	13
7.	Kelly, Ty, UCD.....	12
	Lohman, Devin, LBSU.....	12
	Brown, J.B., PAC.....	12
10.	4 tied at.....	11



Brian McConkey ranked fifth in the Big West in putouts and seventh in total chances a year ago.

UC Riverside Overall Statistics

Overall 33-20 H: 14-10 A: 16-9 N: 3-1 Big West 12-12

Batting Statistics Sorted By Batting Average

Player	AVG	GP-GS	AB	R	H	2B	3B	HR	RBI	TB	SLG%	BB	HBP	SO	GDP	OB%	SF	SH	SB-ATT	PO	A	E	FLD%	
25 Hur, Michael	.372	52-49	199	46	74	17	2	7	52	116	.583	16	5	33	5	.426	3	2	1-2	38	1	1	.975	
6 Goetz, Ryan	.340	53-53	215	35	73	16	2	5	45	108	.502	14	4	9	3	.386	3	0	5-11	28	125	9	.944	
4 Uhl, Carl	.329	53-53	228	53	75	20	3	5	36	116	.509	24	2	17	1	.393	3	3	17-22	134	1	1	.993	
15 Nix, Tony	.318	52-41	173	26	55	18	2	4	39	89	.514	10	4	30	1	.356	7	4	10-11	74	6	3	.964	
11 Brantly, Robert	.316	42-35	152	25	48	9	0	4	23	69	.454	7	1	17	2	.344	3	0	0-0	166	26	3	.985	
3 Gonzales, Joey	.261	43-39	153	29	40	7	1	5	23	64	.418	15	2	19	0	.328	4	1	6-10	100	2	1	.990	
29 McConkey, Brian	.256	44-39	121	19	31	7	0	0	17	38	.314	24	3	20	3	.384	3	0	2-2	372	23	9	.978	
9 Pellegrino, Danie	.253	34-27	95	16	24	6	0	1	10	33	.347	10	2	16	3	.333	1	1	0-0	164	25	1	.995	
10 Hairgrove, Trevor	.251	52-52	175	37	44	11	2	2	29	65	.371	20	6	33	0	.343	3	7	3-3	73	170	15	.942	
1 Horst, Bryan	.227	49-46	172	28	39	9	0	1	14	51	.297	16	4	33	5	.306	1	6	4-4	78	143	7	.969	

33 Shultz, Justin	.310	25-14	58	10	18	5	1	1	8	28	.483	11	0	12	2	.414	1	2	2-2	153	9	0	1.000	
8 Schnebly, Brandon	.280	22-4	25	6	7	1	0	0	1	8	.320	1	3	7	0	.379	0	0	1-1	2	0	0	1.000	
24 Young, Eddie	.250	12-5	24	4	6	1	0	1	5	10	.417	1	0	5	0	.280	0	1	0-0	10	15	1	.962	
22 Nesbitt, Michael	.235	29-17	68	9	16	5	1	0	7	23	.338	8	1	12	1	.321	1	2	3-3	10	1	0	1.000	
5 Jemmett, Trent	.136	20-3	22	4	3	1	1	0	5	6	.273	2	0	4	2	.192	2	0	2-2	7	10	1	.944	
20 Bargas, Paul	.000	1-0	0	0	0	0	0	0	0	0	.000	0	0	0	0	.000	0	0	0-0	6	14	1	.952	

Totals	.294	53-53	1880	347	553	133	15	36	314	824	.438	179	37	267	28	.361	35	29	56-73	1439	633	65	.970	
Opponents	.275	53-53	1870	272	515	104	12	29	240	730	.390	127	43	342	23	.332	25	33	41-60	1421	615	93	.956	

Left On Base

UCR 392
Opp 388

Double Plays Turned

UCR 35
Opp 45

Catcher's Interference

UCR 1 Pellegrino (1)

Intentional Walks

UCR 3 Uhl (2), Gonzales (1)
Opp 4

Picked Off

UCR 12 Uhl (4), Hur (2), Hirst (2), McConkey (1), Brantly (1), Goetz (1), Gonzales (1)

Pitching Statistics Sorted By Earned Run Average

Player	ERA	W-L	APP	GS	CG	SHO/CBO	SV	IP	H	R	ER	BB	SO	2B	3B	HR	AB	B/Avg	WP	HBP	BK	SFA	SHA	
14 Applebee, Paul	3.74	10-2	14	14	2	1/1	0	89.0	84	44	37	20	63	19	2	5	336	.250	6	5	1	5	2	
35 Andriese, Matt	3.93	5-4	14	8	1	1/0	0	66.1	65	30	29	20	37	16	1	2	253	.257	11	2	1	3	5	
32 Platt, Ryan	4.15	4-0	13	12	0	0/0	0	65.0	61	39	30	22	67	10	1	6	244	.250	9	7	0	6	3	
20 Bargas, Paul	4.44	5-3	12	11	1	1/0	0	75.0	94	43	37	9	46	23	1	6	306	.307	2	5	1	2	5	

34 Emmons, Dustin	2.80	1-3	23	0	0	0/0	0	45.0	34	23	14	16	29	7	1	3	161	.211	6	5	1	1	7	
31 Moore, Kolby	2.84	0-1	13	0	0	0/0	0	19.0	24	9	6	5	11	4	1	0	81	.296	0	1	1	0	1	
18 Larkins, Matt	3.86	4-2	18	0	0	0/0	0	35.0	33	19	15	15	32	0	2	1	128	.258	5	3	1	1	3	
28 Montgomery, Matt	4.55	2-2	9	8	0	0/0	0	31.2	40	20	16	8	18	9	0	2	123	.325	2	3	0	2	5	
17 Kelly, Joseph	5.65	1-1	23	0	0	0/1	12	28.2	33	18	18	6	23	6	1	2	120	.275	4	5	1	2	0	
42 Wolford, Mike	6.52	0-0	8	0	0	0/0	0	9.2	13	9	7	3	7	3	0	0	42	.310	1	3	0	1	0	
23 Dickey, Kevin	6.55	1-2	9	0	0	0/0	1	11.0	23	10	8	1	8	4	1	2	55	.418	1	3	0	0	2	
21 Orozco, Eddie	9.00	0-0	1	0	0	0/0	0	1.0	1	1	1	1	1	1	0	0	4	.250	0	0	0	0	0	
38 Bishop, Zac	13.50	0-0	1	0	0	0/0	0	1.1	3	2	2	0	0	0	1	0	6	.500	0	0	0	1	0	
44 Mackoul, Tommy	22.50	0-0	2	0	0	0/0	0	2.0	7	5	5	1	0	2	0	0	11	.636	2	1	0	1	0	

Totals	4.22	33-20	53	53	4	4/1	13	479.2	515	272	225	127	342	104	12	29	1870	.275	49	43	7	25	33	
Opponents	5.24	20-33	53	53	3	1/1	10	473.2	553	347	276	179	267	133	15	36	1880	.294	46	37	10	35	29	

Passed Balls

Team 10 Brantly 6, Pellegrino 4
Opp 14

Pickoffs

Team 5 Bargas 2, Montgomery (1), Platt (1), Emmons (1)
Opp 12

SBA/ATT

Catchers Brantly (23-30), Pellegrino (18-28), Hambright (17-22)
Pitchers Applebee (9-15), Andriese (9-11), Platt (5-10), Larkins (3-8), Bargas (6-7), Moore (3-3), Montgomery (3-3), Kelly (2-2), Emmons (1-1).

UC Riverside Overall Statistics

Win-Loss Record When

Overall	33-20	After 6	leading	28-3
Conference	12-12		trailing	2-14
Non-Conference	21-8		tied	3-3
Home games	14-10	After 7	leading	27-1
Away games	16-9		trailing	4-14
Neutral site	3-1		tied	2-5
Day games	21-12	After 8	leading	31-1
Night games	12-8		trailing	1-15
vs Left starter	13-6		tied	1-4
vs Right starter	20-14			
1-Run games	10-6	Hit	0 home runs	12-15
2-Run games	4-3		1 home run	16-3
5+Run games	13-4		2+ home runs	5-2
Extra innings	2-2			
Shutouts	4-1	Opp	0 home runs	24-11
			1 home run	3-6
Scoring	0-2 runs 2-8		2+ home runs	6-3
	3-5 runs 7-6			
	6-9 runs 15-6	Made	0 errors	10-6
	10+ runs 9-0		1 error	15-6
			2+ errors	8-8
Opp	0-2 runs 14-1			
	3-5 runs 13-6	Opp made	0 errors	4-5
	6-9 runs 6-9		1 error	8-6
	10+ runs 0-4		2+ errors	21-9
Scored in 1st	21-6	Out-hit opponent		25-2
Opp scored in 1st	6-8	Out-hit by opponent		7-17
Scores first	24-4	Hits are tied		1-1
Opp scores first	9-16			
Current losing streak				2
Longest winning streak				6
Longest losing streak				5
Home attendance		8,753 (24 dates avg = 364)		
Road attendance		12,513 (29 dates avg = 431)		
Total attendance		21,266 (53 dates avg= 401)		

Fielding Statistics Sorted By Fielding Percentage

Player	C	PO	A	E	FLD%	DPs	SBA	CSB	SBA%	PB	CI
33 Shultz, Justin	162	153	9	0	1.000	12	0	0	.000	0	0
22 Nesbitt, Michael	11	10	1	0	1.000	0	0	0	.000	0	0
28 Montgomery, Matt	10	3	7	0	1.000	0	3	0	1.000	0	0
23 Dickey, Kevin	3	0	3	0	1.000	0	0	0	.000	0	0
8 Schnebly, Brandon	2	2	0	0	1.000	0	0	0	.000	0	0
42 Wolford, Mike	2	2	0	0	1.000	0	0	0	.000	0	0
9 Pellegrino, Danie	190	164	25	1	.995	0	18	10	.643	4	1
4 Uhl, Carl	136	134	1	1	.993	1	0	0	.000	0	0
3 Gonzales, Joey	103	100	2	1	.990	1	0	0	.000	0	0
11 Brantly, Robert	195	166	26	3	.985	1	23	7	.767	6	0
29 McConkey, Brian	404	372	23	9	.978	20	0	0	.000	0	0
25 Hur, Michael	40	38	1	1	.975	0	0	0	.000	0	0
1 Horst, Bryan	228	78	143	7	.969	20	0	0	.000	0	0
15 Nix, Tony	83	74	6	3	.964	1	0	0	.000	0	0
24 Young, Eddie	26	10	15	1	.962	1	0	0	.000	0	0
20 Bargas, Paul	21	6	14	1	.952	0	6	1	.857	0	0
6 Goetz, Ryan	162	28	125	9	.944	7	0	0	.000	0	0
5 Jemmett, Trent	18	7	10	1	.944	0	0	0	.000	0	0
10 Hairgrove, Trevor	258	73	170	15	.942	25	0	0	.000	0	0
14 Applebee, Paul	15	2	12	1	.933	0	9	6	.600	0	0
18 Larkins, Matt	11	3	7	1	.909	2	3	5	.375	0	0
31 Moore, Kolby	7	4	2	1	.857	0	3	0	1.000	0	0
32 Platt, Ryan	13	2	9	2	.846	1	5	5	.500	0	0
17 Kelly, Joseph	6	1	4	1	.833	0	2	0	1.000	0	0
35 Andriese, Matt	21	5	12	4	.810	0	9	2	.818	0	0
34 Emmons, Dustin	10	2	6	2	.800	0	1	0	1.000	0	0
44 Mackoul, Tommy	0	0	0	0	.000	0	0	0	.000	0	0
21 Orozco, Eddie	0	0	0	0	.000	0	0	0	.000	0	0
38 Bishop, Zac	0	0	0	0	.000	0	0	0	.000	0	0

Totals	2137	1439	633	65	.970	35	41	19	.683	10	1
Opponents	2129	1421	615	93	.956	45	56	17	.767	14	0

Inning-By-Inning Scoring

	1	2	3	4	5	6	7	8	9	EX	Total
UC Riverside	55	41	53	34	34	37	25	40	25	3	347
Opponents	30	33	32	30	32	13	27	32	37	6	272

Record when team scores

Runs	0	1	2	3	4	5	6	7	8	9	10+
W-L	0-1	0-5	2-2	1-0	2-3	4-3	4-2	4-2	2-1	5-1	9-0

Record when opponent scores

Runs	0	1	2	3	4	5	6	7	8	9	10+
W-L	4-0	7-0	3-1	1-1	6-1	6-4	2-2	2-1	1-3	1-3	0-4

Record when leading after

Inning	1	2	3	4	5	6	7	8
W-L	20-5	22-4	23-5	26-5	24-3	28-3	27-1	31-1

Record when trailing after

Inning	1	2	3	4	5	6	7	8
W-L	3-5	5-9	6-9	5-13	5-12	2-14	4-14	1-15

Record when tied after

Inning	1	2	3	4	5	6	7	8
W-L	10-10	6-7	4-6	2-2	4-5	3-3	2-5	1-4

UCR Game-By-Game Results

Date		Opponent	W/L	Score	Inn	Overall	Big West	Pitcher	Pitcher Record	Record	Time
Feb 20	at	California	L	7-8	9	0-1-0	0-0-0	Dickey, K.	(L 0-1)	393	2:34
Feb 21	at	California	W	6-5	9	1-1-0	0-0-0	Montgomery, M.	(W 1-0)	337	2:52
Feb 21	at	California	W	5-2	9	2-1-0	0-0-0	Applebee, P.	(W 1-0)	291	2:37
Feb 25	at #9	UCLA	W	11-1	9	3-1-0	0-0-0	Platt, R.	(W 1-0)	407	3:07
Feb 26		San Francisco	L	0-7	9	3-2-0	0-0-0	Bargas, P.	(L 0-1)	165	2:32
Feb 27		San Francisco	W	5-4	(13)	4-2-0	0-0-0	Dickey, K.	(W 1-1)	344	3:50
Feb 28		San Francisco	W	8-2	9	5-2-0	0-0-0	Montgomery, M.	(W 2-0)	349	2:29
Mar 1		San Francisco	W	7-4	9	6-2-0	0-0-0	Applebee, P.	(W 2-0)	317	2:31
Mar 3		Texas Tech	W	9-8	9	7-2-0	0-0-0	Larkins, M.	(W 1-0)	195	3:45
Mar 5	vs	Texas Tech	W	9-5	9	8-2-0	0-0-0	Bargas, P.	(W 1-1)	0	3:02
Mar 6	vs	Gonzaga	W	4-0	9	9-2-0	0-0-0	Andriese, M.	(W 1-0)	0	2:07
Mar 7	vs #24	Oregon State	L	1-5	9	9-3-0	0-0-0	Montgomery, M.	(L 2-1)	0	2:32
Mar 8	vs #23	Oklahoma State	W	7-0	9	10-3-0	0-0-0	Applebee, P.	(W 3-0)	156	2:17
Mar 10	at	LMU	W	10-9	(10)	11-3-0	0-0-0	Kelly, J.	(W 1-0)	105	3:56
Mar 13		Columbia	W	14-5	9	12-3-0	0-0-0	Bargas, P.	(W 2-1)	301	2:48
Mar 14		Columbia	W	6-4	9	13-3-0	0-0-0	Andriese, M.	(W 2-0)	267	2:25
Mar 15		Columbia	W	15-5	9	14-3-0	0-0-0	Applebee, P.	(W 4-0)	241	3:05
Mar 22	at #22	UC Santa Barbara	L	2-3	9	14-4-0	0-0-0	Applebee, P.	(L 4-1)	310	2:11
Mar 23	at #19	UC Santa Barbara	W	10-1	9	15-4-0	0-0-0	Platt, R.	(W 2-0)	238	2:35
Mar 27	#1	Cal State Fullerton	W	3-1	9	16-4-0	1-0-0	Bargas, P.	(W 3-1)	756	2:29
Mar 28	#1	Cal State Fullerton	L	1-4	(10)	16-5-0	1-1-0	Moore, K.	(L 0-1)	771	2:53
Mar 29	#1	Cal State Fullerton	L	1-18	9	16-6-0	1-2-0	Applebee, P.	(L 4-2)	920	2:42
Mar 31	#25	San Diego	W	8-7	9	17-6-0	1-2-0	Emmons, D.	(W 1-0)	287	3:02
Apr 3	at	Long Beach State	L	2-5	9	17-7-0	1-3-0	Bargas, P.	(L 3-2)	803	2:38
Apr 4	at	Long Beach State	L	1-2	9	17-8-0	1-4-0	Andriese, M.	(L 2-1)	963	2:23
Apr 5	at	Long Beach State	W	4-3	9	18-8-0	2-4-0	Applebee, P.	(W 5-2)	966	2:45
Apr 9	at	CSU Bakersfield	W	10-2	9	19-8-0	2-4-0	Bargas, P.	(W 4-2)	369	2:50
Apr 10	at	CSU Bakersfield	W	6-1	9	20-8-0	2-4-0	Andriese, M.	(W 3-1)	347	2:10
Apr 11	at	CSU Bakersfield	L	7-9	(15)	20-9-0	2-4-0	Dickey, K.	(L 1-2)	493	4:33
Apr 14		LMU	L	5-8	9	20-10-0	2-4-0	Emmons, D.	(L 1-1)	175	3:20
Apr 17	#3	UC Irvine	L	1-16	9	20-11-0	2-5-0	Bargas, P.	(L 4-3)	431	2:37
Apr 18	#3	UC Irvine	L	6-9	9	20-12-0	2-6-0	Andriese, M.	(L 3-2)	538	2:47
Apr 19	#3	UC Irvine	L	9-12	9	20-13-0	2-7-0	Larkins, M.	(L 1-1)	257	3:11
Apr 21		UCLA	W	17-6	9	21-13-0	2-7-0	Larkins, M.	(W 2-1)	312	3:49
Apr 24	at	Cal St. Northridge	W	9-0	9	22-13-0	3-7-0	Bargas, P.	(W 5-3)	211	2:23
Apr 25	at	Cal St. Northridge	W	5-4	9	23-13-0	4-7-0	Andriese, M.	(W 4-2)	389	2:47
Apr 26	at	Cal St. Northridge	W	2-0	9	24-13-0	5-7-0	Applebee, P.	(W 6-2)	364	2:06
Apr 28	at #30	San Diego	W	2-1	9	25-13-0	5-7-0	Platt, R.	(W 3-0)	145	2:23
May 1		Pacific	L	5-9	9	25-14-0	5-8-0	Kelly, J.	(L 1-1)	260	2:52
May 2		Pacific	W	7-4	9	26-14-0	6-8-0	Andriese, M.	(W 5-2)	203	2:30
May 3		Pacific	W	5-1	9	27-14-0	7-8-0	Applebee, P.	(W 7-2)	259	2:29
May 5	at	UNLV	W	22-5	9	28-14-0	7-8-0	Platt, R.	(W 4-0)	313	2:57
May 8	at	UC Davis	L	8-14	9	28-15-0	7-9-0	Emmons, D.	(L 1-2)	101	3:16
May 9	at	UC Davis	L	4-5	9	28-16-0	7-10-0	Andriese, M.	(L 5-3)	126	2:58
May 10	at	UC Davis	W	11-1	9	29-16-0	8-10-0	Applebee, P.	(W 8-2)	170	2:58
May 12		UNLV	L	6-8	9	29-17-0	8-10-0	Emmons, D.	(L 1-3)	170	3:05
May 15		UC Santa Barbara	W	9-4	9	30-17-0	9-10-0	Larkins, M.	(W 3-1)	311	3:05
May 16		UC Santa Barbara	W	9-7	9	31-17-0	10-10-0	Applebee, P.	(W 9-2)	319	2:57
May 17		UC Santa Barbara	L	4-6	9	31-18-0	10-11-0	Montgomery, M.	(L 2-2)	605	2:57
May 19	at	USC	L	4-5	9	31-19-0	10-11-0	Larkins, M.	(L 3-2)	202	2:57
May 22	at #19	Cal Poly	L	5-6	9	31-20-0	10-12-0	Andriese, M.	(L 5-4)	1,320	3:00
May 23	at #19	Cal Poly	W	7-6	9	32-20-0	11-12-0	Applebee, P.	(W 10-2)	1,362	2:48
May 24	at #19	Cal Poly	W	6-5	9	33-20-0	12-12-0	Larkins, M.	(W 4-2)	1,632	2:57

() extra innings

UCR Gm-By-Gm Hitting Statistics

Date	Opponent	AB	R	H	RBI	2B	3B	HR	BB	IBB	SB	CS	HBP	SAC	SF	GDP	K	PO	A	E	Avg
Feb 20	at California	36	7	11	6	0	0	2	3	0	0	0	0	0	0	1	5	24	11	2	.306
Feb 21	at California	34	6	7	4	1	0	1	6	0	0	0	1	0	0	1	12	27	11	2	.257
Feb 21	at California	33	5	11	5	3	0	1	3	0	1	1	1	0	1	1	6	27	12	0	.282
Feb 25	at UCLA	35	11	12	9	4	0	0	4	0	2	1	4	0	2	0	8	27	9	0	.297
Feb 26	San Francisco	29	0	4	0	1	0	0	3	0	0	0	1	0	0	0	4	27	12	0	.269
Feb 27	San Francisco	47	5	12	5	5	0	0	2	0	1	0	1	1	0	1	5	39	20	1	.266
Feb 28	San Francisco	34	8	12	8	2	1	1	3	0	1	0	0	0	2	0	4	27	12	1	.278
Mar 1	San Francisco	32	7	8	7	0	0	1	3	0	3	0	0	1	0	0	6	27	10	3	.275
Mar 3	Texas Tech	35	9	13	7	4	0	0	5	0	1	0	2	1	1	0	5	27	4	2	.286
Mar 5	! Texas Tech	37	9	11	8	1	0	1	8	0	4	0	0	1	1	0	4	27	9	1	.287
Mar 6	! Gonzaga	30	4	7	4	1	0	2	3	0	0	0	1	0	0	2	5	27	12	1	.283
Mar 7	! Oregon State	30	1	6	1	2	0	0	5	0	0	0	1	0	1	3	2	24	14	1	.277
Mar 8	! Oklahoma State	33	7	9	6	3	0	0	6	1	1	0	1	0	1	0	2	27	13	0	.276
Mar 10	at LMU	46	10	15	8	6	0	1	6	0	2	0	0	0	0	0	7	30	14	0	.281
Mar 13	Columbia	40	14	16	13	5	1	1	5	0	0	0	1	0	0	0	6	27	13	0	.290
Mar 14	Columbia	30	6	7	6	0	2	0	6	0	1	1	0	1	0	0	2	27	12	1	.287
Mar 15	Columbia	38	15	17	15	7	0	1	8	0	1	1	2	0	3	0	3	27	11	5	.297
Mar 22	at UC Santa Barbara	29	2	4	1	0	0	0	3	0	1	0	1	0	0	0	6	24	9	0	.290
Mar 23	at UC Santa Barbara	38	10	11	9	3	1	2	4	0	0	0	2	0	0	0	4	27	5	0	.290
Mar 27	* Cal State Fullerton	29	3	6	3	1	0	1	1	0	1	0	0	0	0	1	3	27	14	1	.286
Mar 28	* Cal State Fullerton	34	1	5	0	1	1	0	1	0	0	1	0	0	0	1	10	30	21	1	.280
Mar 29	* Cal State Fullerton	33	1	6	1	2	0	0	0	0	0	0	0	0	0	1	7	27	9	4	.276
Mar 31	San Diego	37	8	12	6	4	0	0	1	1	0	0	0	1	0	1	1	27	13	0	.278
Apr 3	* at Long Beach State	34	2	7	2	0	0	0	2	0	0	0	0	0	0	0	6	24	15	2	.275
Apr 4	* at Long Beach State	34	1	8	1	0	0	0	0	0	0	0	0	0	0	2	3	24	15	0	.273
Apr 5	* at Long Beach State	29	4	4	3	1	0	0	3	0	0	1	0	1	1	0	1	27	12	2	.269
Apr 9	at CSU Bakersfield	33	10	9	9	4	0	1	7	1	2	0	1	1	2	0	4	27	8	1	.269
Apr 10	at CSU Bakersfield	31	6	8	6	4	0	0	5	0	5	1	0	2	1	1	4	27	15	1	.269
Apr 11	at CSU Bakersfield	57	7	15	7	3	0	1	1	0	3	1	1	2	2	0	12	43	19	1	.268
Apr 14	LMU	33	5	9	5	1	1	0	2	0	1	1	1	1	1	0	9	27	11	4	.269
Apr 17	* UC Irvine	29	1	4	1	0	0	0	3	0	0	1	0	1	0	0	8	27	17	1	.265
Apr 18	* UC Irvine	41	6	13	5	5	0	0	0	0	2	0	0	0	0	0	4	27	13	2	.267
Apr 19	* UC Irvine	40	9	17	9	4	0	0	0	0	0	1	0	1	1	0	4	27	14	0	.272
Apr 21	UCLA	46	17	24	16	3	1	2	4	0	2	0	2	2	0	1	8	27	13	2	.282
Apr 24	* at Cal St. Northridge	39	9	11	9	2	0	3	1	0	0	0	0	1	0	0	0	27	9	0	.282
Apr 25	* at Cal St. Northridge	32	5	7	5	3	0	1	1	0	1	0	1	0	1	0	5	27	12	4	.280
Apr 26	* at Cal St. Northridge	31	2	6	2	0	0	0	1	0	1	0	0	1	0	1	5	27	8	0	.278
Apr 28	at San Diego	35	2	10	1	4	0	0	3	0	0	0	0	0	1	0	7	27	12	1	.278
May 1	* Pacific	37	5	11	4	2	1	0	0	0	0	1	0	0	1	0	4	27	12	2	.279
May 2	* Pacific	31	7	8	6	2	0	1	3	0	1	0	3	1	0	0	6	27	14	1	.279
May 3	* Pacific	30	5	10	5	1	1	0	2	0	0	1	0	1	2	0	2	27	12	1	.280
May 5	at UNLV	49	22	24	20	8	0	4	4	0	0	0	1	0	3	1	4	27	11	1	.287
May 8	* at UC Davis	36	8	14	8	6	0	0	5	0	2	2	1	1	1	0	5	24	11	3	.289
May 9	* at UC Davis	35	4	10	2	3	0	0	6	0	5	0	1	0	0	2	4	24	17	1	.289
May 10	* at UC Davis	39	11	13	9	4	0	1	7	0	3	0	0	1	2	0	3	27	13	0	.290
May 12	UNLV	41	6	15	5	0	0	1	4	0	1	0	0	0	0	1	5	27	10	2	.292
May 15	* UC Santa Barbara	32	9	13	8	2	0	1	5	0	1	0	2	2	1	0	3	27	9	1	.294
May 16	* UC Santa Barbara	35	9	11	8	2	2	0	3	0	1	0	1	1	0	0	3	27	11	1	.294
May 17	* UC Santa Barbara	35	4	9	4	6	0	2	1	0	1	0	1	1	1	0	3	27	11	0	.294
May 19	at USC	33	4	9	4	2	1	0	4	0	0	0	0	0	0	2	8	25	14	1	.293
May 22	* at Cal Poly	32	5	10	5	2	0	1	6	0	1	2	2	1	1	1	4	24	11	0	.294
May 23	* at Cal Poly	34	7	11	7	1	1	1	4	0	3	0	0	1	1	3	7	27	9	1	.294
May 24	* at Cal Poly	38	6	11	6	2	1	1	3	0	0	0	0	0	0	0	9	27	5	3	.294
Totals		1880	347	553	314	133	15	36	179	3	56	17	37	29	35	28	267	1439	633	65	.294

! = Palm Springs Baseball Invitational
 * = Big West game

UCR Gm-By-Gm Pitching Statistics

Date	Opponent	IP	H	R	ER	BB	SO	2B	3B	HR	WP	BK	HBP	DP	IBB	Score	W-L	SV	ERA
Feb 20	at California	8.0	12	8	7	0	4	2	1	3	0	0	0	0	0	7-8	0-1	0	7.88
Feb 21	at California	9.0	9	5	5	4	5	3	0	2	0	0	0	0	0	6-5	1-1	1	6.35
Feb 21	at California	9.0	4	2	2	1	8	2	0	0	2	0	0	0	0	5-2	2-1	1	4.85
Feb 25	at UCLA	9.0	7	1	1	3	9	2	0	0	1	0	0	0	0	11-1	3-1	1	3.86
Feb 26	San Francisco	9.0	16	7	7	0	2	5	1	0	1	1	1	1	0	0-7	3-2	1	4.50
Feb 27	San Francisco	13.0	10	4	4	2	12	3	0	0	1	0	2	0	0	5-4	4-2	1	4.11
Feb 28	San Francisco	9.0	8	2	1	2	9	0	0	0	1	0	0	1	0	8-2	5-2	1	3.68
Mar 1	San Francisco	9.0	6	4	3	0	9	1	1	1	0	0	1	0	0	7-4	6-2	2	3.60
Mar 3	Texas Tech	9.0	10	8	7	7	16	1	0	0	3	0	1	0	0	9-8	7-2	3	3.96
Mar 5	! Texas Tech	9.0	12	5	4	3	10	1	0	2	0	0	0	0	0	9-5	8-2	3	3.97
Mar 6	! Gonzaga	9.0	3	0	0	0	4	0	0	0	1	0	0	0	0	4-0	9-2	3	3.62
Mar 7	! Oregon State	8.0	8	5	1	5	6	0	0	0	1	0	1	2	0	1-5	9-3	3	3.44
Mar 8	! Oklahoma State	9.0	3	0	0	0	6	1	0	0	0	0	0	0	0	7-0	10-3	3	3.18
Mar 10	at LMU	10.0	14	9	9	3	9	2	1	3	2	1	2	1	0	10-9	11-3	4	3.56
Mar 13	Columbia	9.0	9	5	5	3	9	3	0	0	1	0	1	0	0	14-5	12-3	4	3.65
Mar 14	Columbia	9.0	7	4	4	2	10	3	0	0	1	0	0	0	0	6-4	13-3	4	3.67
Mar 15	Columbia	9.0	13	5	4	0	11	3	1	0	2	0	1	1	0	15-5	14-3	4	3.69
Mar 22	at UC Santa Barbara	8.0	6	3	3	2	7	2	0	0	1	0	0	0	0	2-3	14-4	4	3.68
Mar 23	at UC Santa Barbara	9.0	2	1	0	2	8	1	0	0	1	0	1	0	0	10-1	15-4	4	3.49
Mar 27	* Cal State Fullerton	9.0	9	1	1	1	3	1	0	0	0	0	0	1	0	3-1	16-4	5	3.36
Mar 28	* Cal State Fullerton	10.0	11	4	2	3	2	2	0	0	1	0	1	3	0	1-4	16-5	5	3.28
Mar 29	* Cal State Fullerton	9.0	15	18	8	4	4	3	0	1	3	1	5	1	0	1-18	16-6	5	3.49
Mar 31	San Diego	9.0	14	7	7	5	3	1	0	0	0	1	0	2	0	8-7	17-6	6	3.64
Apr 3	* at Long Beach State	8.0	9	5	4	2	6	3	1	0	0	0	1	0	1	2-5	17-7	6	3.67
Apr 4	* at Long Beach State	8.0	9	2	2	1	1	3	0	0	0	0	1	1	0	1-2	17-8	6	3.62
Apr 5	* at Long Beach State	9.0	8	3	3	4	7	1	0	0	0	0	1	0	0	4-3	18-8	7	3.60
Apr 9	at CSU Bakersfield	9.0	7	2	1	2	11	3	0	0	0	0	1	0	0	10-2	19-8	7	3.50
Apr 10	at CSU Bakersfield	9.0	3	1	1	1	6	0	1	0	1	0	1	1	0	6-1	20-8	7	3.42
Apr 11	at CSU Bakersfield	14.1	18	9	7	6	5	3	0	1	1	0	1	2	1	7-9	20-9	7	3.47
Apr 14	LMU	9.0	8	8	4	4	9	2	0	1	1	0	1	0	1	5-8	20-10	7	3.48
Apr 17	* UC Irvine	9.0	20	16	15	1	3	4	0	2	0	0	1	0	0	1-16	20-11	7	3.85
Apr 18	* UC Irvine	9.0	14	9	9	1	3	2	1	0	0	0	2	1	0	6-9	20-12	7	4.01
Apr 19	* UC Irvine	9.0	17	12	12	7	2	2	1	0	0	0	2	2	1	9-12	20-13	7	4.24
Apr 21	UCLA	9.0	9	6	4	3	5	1	1	1	1	0	1	0	0	17-6	21-13	7	4.24
Apr 24	* at Cal St. Northridge	9.0	7	0	0	0	5	1	0	0	0	0	0	0	0	9-0	22-13	7	4.12
Apr 25	* at Cal St. Northridge	9.0	6	4	3	2	7	2	0	1	2	0	0	1	0	5-4	23-13	8	4.09
Apr 26	* at Cal St. Northridge	9.0	5	0	0	1	8	1	0	0	0	0	0	0	0	2-0	24-13	9	3.98
Apr 28	at San Diego	9.0	5	1	1	1	6	3	0	0	0	0	0	1	0	2-1	25-13	10	3.90
May 1	* Pacific	9.0	13	9	9	6	6	3	0	0	0	0	1	1	0	5-9	25-14	10	4.03
May 2	* Pacific	9.0	10	4	4	1	6	3	0	0	1	1	0	1	0	7-4	26-14	10	4.03
May 3	* Pacific	9.0	7	1	1	2	6	1	0	0	0	0	0	1	0	5-1	27-14	10	3.96
May 5	at UNLV	9.0	12	5	4	2	10	1	1	0	2	0	0	1	0	22-5	28-14	10	3.96
May 8	* at UC Davis	8.0	18	14	10	2	3	4	0	1	1	0	3	0	0	8-14	28-15	10	4.11
May 9	* at UC Davis	8.0	12	5	5	2	4	4	0	0	4	0	0	1	0	4-5	28-16	10	4.14
May 10	* at UC Davis	9.0	5	1	1	3	7	2	0	0	0	0	0	0	0	11-1	29-16	10	4.07
May 12	UNLV	9.0	11	8	7	2	10	1	0	1	1	0	2	1	0	6-8	29-17	10	4.13
May 15	* UC Santa Barbara	9.0	12	4	4	4	3	2	0	0	1	1	0	2	0	9-4	30-17	10	4.13
May 16	* UC Santa Barbara	9.0	12	7	6	5	4	4	0	2	0	1	1	1	0	9-7	31-17	11	4.17
May 17	* UC Santa Barbara	9.0	12	6	6	0	2	1	0	1	1	0	2	1	0	4-6	31-18	11	4.20
May 19	at USC	8.1	12	5	4	3	8	1	1	0	4	0	0	1	0	4-5	31-19	11	4.21
May 22	* at Cal Poly	8.0	12	6	6	6	5	2	0	2	1	0	0	2	0	5-6	31-20	11	4.25
May 23	* at Cal Poly	9.0	9	6	4	0	6	2	0	2	2	0	1	0	0	7-6	32-20	12	4.25
May 24	* at Cal Poly	9.0	5	5	3	1	12	0	0	2	2	0	3	0	0	6-5	33-20	13	4.22
Totals		479.2	515	272	225	127	342	104	12	29	49	7	43	35	4	347-272	33-20	13	4.22

! Palm Springs Baseball Invitational

* = Big West game

UCR Category Leaders

Offensive Categories



Michael Hur won the Highlanders traditional (.372 avg, 7 HRs, 52 RBIs) and sabermetric (.426 OBP, .583 SLG, 1.009 OPS) triple crowns in 2009.

OPS

1	25	Hur, Michael	1.009
2	6	Goetz, Ryan	.888
3	4	Uhl, Carl	.902
4	15	Nix, Tony	.870
5	11	Brantly, Robert	.798

Batting Average

1	25	Hur, Michael	.372
2	6	Goetz, Ryan	.340
3	4	Uhl, Carl	.329
4	15	Nix, Tony	.318
5	11	Brantly, Robert	.316

Slugging Percentage

1	25	Hur, Michael	.583
2	15	Nix, Tony	.514
3	4	Uhl, Carl	.509
4	6	Goetz, Ryan	.502
5	11	Brantly, Robert	.454

On Base Percentage

1	25	Hur, Michael	.426
2	4	Uhl, Carl	.393
3	6	Goetz, Ryan	.386
4	29	McConkey, Brian	.384
5	15	Nix, Tony	.356

Runs Scored

1	4	Uhl, Carl	53
2	25	Hur, Michael	46
3	10	Hairgrove, Trevor	37
4	6	Goetz, Ryan	35
5	3	Gonzales, Joey	29

Hits

1	4	Uhl, Carl	75
2	25	Hur, Michael	74
3	6	Goetz, Ryan	73
4	15	Nix, Tony	55
5	11	Brantly, Robert	48

Runs Batted In

1	25	Hur, Michael	52
2	6	Goetz, Ryan	45
3	15	Nix, Tony	39
4	4	Uhl, Carl	36
5	10	Hairgrove, Trevor	29

Doubles

1	4	Uhl, Carl	20
2	15	Nix, Tony	18
3	25	Hur, Michael	17
4	6	Goetz, Ryan	16
5	10	Hairgrove, Trevor	11



Triples

1	4	Uhl, Carl	3
2	10	Hairgrove, Trevor	2
15		Nix, Tony	2
25		Hur, Michael	2
6		Goetz, Ryan	2

Home Runs

1	25	Hur, Michael	7
2	6	Goetz, Ryan	5
3		Gonzales, Joey	5
4		Uhl, Carl	5
5		2 tied at	4

Total Bases

1	4	Uhl, Carl	116
25		Hur, Michael	116
3	6	Goetz, Ryan	108
4	15	Nix, Tony	89
5	11	Brantly, Robert	69

Walks

1	4	Uhl, Carl	24
29		McConkey, Brian	24
3	10	Hairgrove, Trevor	20
4	25	Hur, Michael	16
1		Horst, Bryan	16

Hit By Pitch

1	10	Hairgrove, Trevor	6
2	25	Hur, Michael	5
3	6	Goetz, Ryan	4
15		Nix, Tony	4
1		Horst, Bryan	4

Sacrifice Bunts

1	10	Hairgrove, Trevor	7
2	1	Horst, Bryan	6
3	15	Nix, Tony	4
4	4	Uhl, Carl	3
5		3 tied at	2

Sacrifice Flies

1	15	Nix, Tony	7
2	3	Gonzales, Joey	4
3		6 tied at	3

Stolen Bases

1	4	Uhl, Carl	17
2	15	Nix, Tony	10
3	3	Gonzales, Joey	6
4	6	Goetz, Ryan	5
5	1	Horst, Bryan	4

Caught Stealing

1	6	Goetz, Ryan	6
2	4	Uhl, Carl	5
3	3	Gonzales, Joey	4
4	15	Nix, Tony	1
25		Hur, Michael	1

Stolen Base Attempts

1	4	Uhl, Carl	22
2	15	Nix, Tony	11
6		Goetz, Ryan	11
4	3	Gonzales, Joey	10
5	1	Horst, Bryan	4

Stolen Base Percentage

1	10	Hairgrove, Trevor	1.000
1		Horst, Bryan	1.000
29		McConkey, Brian	1.000
4	15	Nix, Tony	.909
5	4	Uhl, Carl	.773

Strikeouts

1	1	Horst, Bryan	33
10		Hairgrove, Trevor	33
25		Hur, Michael	33
4	15	Nix, Tony	30
5	29	McConkey, Brian	20

Grounded Into Double Plays

1	25	Hur, Michael	5
1		Horst, Bryan	5
3	29	McConkey, Brian	3
9		Pellegrino, Danie	3
6		Goetz, Ryan	3

Plate Appearances

1	4	Uhl, Carl	260
2	6	Goetz, Ryan	236
3	25	Hur, Michael	225
4	10	Hairgrove, Trevor	211
5	1	Horst, Bryan	199

At Bats

1	4	Uhl, Carl	228
2	6	Goetz, Ryan	215
3	25	Hur, Michael	199
4	10	Hairgrove, Trevor	175
5	15	Nix, Tony	173

Games Played

1	6	Goetz, Ryan	53
4		Uhl, Carl	53
3	15	Nix, Tony	52
25		Hur, Michael	52
10		Hairgrove, Trevor	52

Game Starts

1	6	Goetz, Ryan	53
4		Uhl, Carl	53
3	10	Hairgrove, Trevor	52
4	25	Hur, Michael	49
5	1	Horst, Bryan	46

Games As A Sub

1	8	Schnebly, Brandon	18
2	5	Jemmett, Trent	17
3	22	Nesbitt, Michael	12
4	33	Shultz, Justin	11
15		Nix, Tony	11



Ryan Goetz was one of two Highlanders to play in all 53 games in 2009.



UCR Category Leaders

Pitching & Fielding Categories

Earned Run Average

1	14	Applebee, Paul	3.74
2	35	Andriese, Matt	3.93
3	32	Platt, Ryan	4.15
4	20	Bargas, Paul	4.44

Opposing Batting Average

1	14	Applebee, Paul	.250
	32	Platt, Ryan	.250
3	35	Andriese, Matt	.257
4	20	Bargas, Paul	.307

Won-loss Percentage

1	32	Platt, Ryan	1.000
2	14	Applebee, Paul	.833
3	20	Bargas, Paul	.625
4	35	Andriese, Matt	.556

Wins

1	14	Applebee, Paul	10
2	20	Bargas, Paul	5
	35	Andriese, Matt	5
4	32	Platt, Ryan	4
	18	Larkins, Matt	4

Losses

1	35	Andriese, Matt	4
2	20	Bargas, Paul	3
	34	Emmons, Dustin	3
4		4 tied at	2

Saves

1	17	Kelly, Joseph	12
2	23	Dickey, Kevin	1

Innings Pitched

1	14	Applebee, Paul	89.0
2	20	Bargas, Paul	75.0
3	35	Andriese, Matt	66.1
4	32	Platt, Ryan	65.0

Batters Struck Out

1	32	Platt, Ryan	67
2	14	Applebee, Paul	63
3	20	Bargas, Paul	46
4	35	Andriese, Matt	37
5	18	Larkins, Matt	32

Appearances

1	17	Kelly, Joseph	23
	34	Emmons, Dustin	23
3	18	Larkins, Matt	18
4	14	Applebee, Paul	14
	35	Andriese, Matt	14

Games Started

1	14	Applebee, Paul	14
2	32	Platt, Ryan	12
3	20	Bargas, Paul	11
4	35	Andriese, Matt	8
	28	Montgomery, Matt	8

Games Finished

1	17	Kelly, Joseph	18
2	31	Moore, Kolby	7
3	23	Dickey, Kevin	6
	34	Emmons, Dustin	6
5	42	Wolford, Mike	5

Games In Relief

1	34	Emmons, Dustin	23
	17	Kelly, Joseph	23
3	18	Larkins, Matt	18
4	31	Moore, Kolby	13
5	23	Dickey, Kevin	9

Wild Pitches

1	35	Andriese, Matt	11
2	32	Platt, Ryan	9
3	34	Emmons, Dustin	6
	14	Applebee, Paul	6
5	18	Larkins, Matt	5

Balks

1		7 tied at	1
---	--	-----------	---

Hit Batters

1	32	Platt, Ryan	7
2	20	Bargas, Paul	5
	17	Kelly, Joseph	5
	34	Emmons, Dustin	5
	14	Applebee, Paul	5

Intentional Walks Allowed

1	34	Emmons, Dustin	2
2	18	Larkins, Matt	1
	20	Bargas, Paul	1

Runners Picked Off

1	20	Bargas, Paul	2
2	34	Emmons, Dustin	1
	32	Platt, Ryan	1
	28	Montgomery, Matt	1

Batters Struck Out Looking

1	32	Platt, Ryan	22
2	14	Applebee, Paul	18
3	20	Bargas, Paul	15
4	35	Andriese, Matt	12
5	18	Larkins, Matt	10

Sacrifice Bunts Allowed

1	34	Emmons, Dustin	7
2	35	Andriese, Matt	5
	28	Montgomery, Matt	5
	20	Bargas, Paul	5
5		2 tied at	3

Sacrifice Flies Allowed

1	32	Platt, Ryan	6
2	14	Applebee, Paul	5
3	35	Andriese, Matt	3
4		3 tied at	2

Hits Allowed

1	32	Platt, Ryan	61
2	35	Andriese, Matt	65
3	14	Applebee, Paul	84
4	20	Bargas, Paul	94

Runs Allowed

1	35	Andriese, Matt	30
2	32	Platt, Ryan	39
3	20	Bargas, Paul	43
4	14	Applebee, Paul	44

Earned Runs Allowed

1	35	Andriese, Matt	29
2	32	Platt, Ryan	30
3	20	Bargas, Paul	37
	14	Applebee, Paul	37

Walks Allowed

1	20	Bargas, Paul	9
2	14	Applebee, Paul	20
	35	Andriese, Matt	20
4	32	Platt, Ryan	22

Doubles Allowed

1	32	Platt, Ryan	10
2	35	Andriese, Matt	16
3	14	Applebee, Paul	19
4	20	Bargas, Paul	23

Triples Allowed

1	20	Bargas, Paul	1
	32	Platt, Ryan	1
	35	Andriese, Matt	1
4	14	Applebee, Paul	2

Home Runs Allowed

1	35	Andriese, Matt	2
2	14	Applebee, Paul	5
3	20	Bargas, Paul	6
	32	Platt, Ryan	6

Fielding Percentage

1. 9	Pellegrino, Danie995
2. 4	Uhl, Carl993
3. 3	Gonzales, Joey990
4. 11	Brantly, Robert985
5. 29	McConkey, Brian978

Chances

1. 29	McConkey, Brian404
2. 10	Hairgrove, Trevor258
3. 1	Horst, Bryan228
4. 11	Brantly, Robert195
5. 9	Pellegrino, Danie190

Putouts

1. 29	McConkey, Brian372
2. 11	Brantly, Robert166
3. 9	Pellegrino, Danie164
4. 33	Shultz, Justin153
5. 4	Uhl, Carl134

Assists

1. 10	Hairgrove, Trevor170
2. 1	Horst, Bryan143
3. 6	Goetz, Ryan125
4. 11	Brantly, Robert26
5. 9	Pellegrino, Danie25

Errors

1. 10	Hairgrove, Trevor15
2. 29	McConkey, Brian9
6	Goetz, Ryan9
4. 1	Horst, Bryan7
5. 35	Andriese, Matt4

Fielding Double Plays

1. 10	Hairgrove, Trevor25
2. 1	Horst, Bryan20
29	McConkey, Brian20
4. 33	Shultz, Justin12
5. 6	Goetz, Ryan7

Stolen Bases Against

1. 11	Brantly, Robert23
2. 9	Pellegrino, Danie18
3. 14	Applebee, Paul9
35	Andriese, Matt9
5. 20	Bargas, Paul6

Caught Stealing By

1. 9	Pellegrino, Danie10
2. 11	Brantly, Robert7
3. 14	Applebee, Paul6
4. 18	Larkins, Matt5
32	Platt, Ryan5

Stolen Base Attempts Against


1. 11	Brantly, Robert30
2. 9	Pellegrino, Danie28
3. 14	Applebee, Paul15
4. 35	Andriese, Matt11
5. 32	Platt, Ryan10

Passed Balls

1. 11	Brantly, Robert6
2. 9	Pellegrino, Danie4

Catchers Interference

1. 9	Pellegrino, Danie1
------	-------------------	--------



Joseph Kelly's 12 saves in 2009 were the second most in the Big West and second most in UC Riverside history.

UCR Conference Statistics

Big West 12-12 Home 5-7 Away 7-5

Batting Statistics Sorted By Batting Average

Player	AVG	GP-GS	AB	R	H	2B	3B	HR	RBI	TB	SLG%	BB	HBP	SO	GDP	OB%	SF	SH	SB-ATT	PO	A	E	FLD%
25 Hur, Michael	.398	24-24	98	18	39	10	2	4	30	65	.663	3	1	13	2	.413	2	2	1-2	24	0	0	1.000
6 Goetz, Ryan	.333	24-24	96	13	32	7	1	2	13	47	.490	5	3	3	1	.381	1	0	1-5	16	68	6	.933
4 Uhl, Carl	.313	24-24	99	22	31	8	0	1	14	42	.424	9	1	4	0	.373	1	1	11-14	64	1	0	1.000
11 Brantly, Robert	.293	19-18	75	10	22	3	0	2	11	31	.413	3	0	5	2	.313	2	0	0-0	59	13	3	.960
29 McConkey, Brian	.240	17-16	50	5	12	0	0	0	5	12	.240	5	0	7	0	.304	1	0	0-0	162	11	2	.989
1 Horst, Bryan	.224	21-20	67	7	15	3	0	0	3	18	.269	6	0	11	2	.288	0	4	2-2	36	56	1	.989
3 Gonzales, Joey	.220	17-15	50	7	11	4	0	1	5	18	.360	5	0	10	0	.281	2	0	2-3	31	2	0	1.000
15 Nix, Tony	.208	24-19	77	10	16	3	1	1	12	24	.312	4	0	16	1	.235	4	2	3-4	38	5	1	.977
10 Hairgrove, Trevor	.145	24-24	76	12	11	3	1	1	5	19	.250	8	4	13	0	.261	0	3	0-0	45	78	6	.953

33 Shultz, Justin	.414	11-8	29	7	12	4	1	1	5	21	.724	5	0	6	0	.500	0	1	2-2	79	4	0	1.000
9 Pellegrino, Danie	.289	14-12	45	6	13	4	0	0	5	17	.378	3	0	8	2	.333	0	0	0-0	51	16	1	.985
8 Schnebly, Brandon	.273	9-2	11	2	3	0	0	0	0	3	.273	0	2	5	0	.385	0	0	1-1	0	0	0	.000
22 Nesbitt, Michael	.222	13-6	27	3	6	2	0	0	3	8	.296	2	1	4	0	.300	0	2	0-0	6	1	0	1.000
5 Jemmett, Trent	.182	8-2	11	2	2	1	1	0	1	5	.455	0	0	1	2	.182	0	0	0-0	5	3	1	.889
24 Young, Eddie	.000	3-2	8	0	0	0	0	0	1	0	.000	0	0	3	0	.000	0	0	0-0	6	5	1	.917
20 Bargas, Paul	.000	1-0	0	0	0	0	0	0	0	0	.000	0	0	0	0	.000	0	0	0-0	5	9	1	.933

Totals	.275	24-24	819	124	225	52	7	13	113	330	.403	58	12	109	12	.327	13	15	23-33	636	294	31	.968
Opponents	.305	24-24	844	142	257	53	3	14	128	358	.424	59	25	115	11	.363	12	16	21-33	636	261	34	.963

Left On Base	UCR	157	Double Plays Turned	UCR	20
	Opp	179		Opp	17
Catcher's Interference	UCR	1	Pellegrino (1)		
Intentional Walks	UCR	0			
	Opp	2			
Picked Off	UCR	4	Uhl (3), Brantly (1)		

Pitching Statistics Sorted By Earned Run Average

Player	ERA	W-L	APP	GS	CG	SHO/CBO	SV	IP	H	R	ER	BB	SO	2B	3B	HR	AB	B/Avg	WP	HBP	BK	SFA	SHA
34 Emmons, Dustin	2.22	0-1	11	0	0	0/0	0	24.1	19	13	6	6	10	3	1	2	88	.216	2	3	0	1	1
14 Applebee, Paul	4.14	6-1	8	8	0	0/1	0	50.0	53	26	23	16	30	10	0	4	191	.277	3	4	1	3	1
20 Bargas, Paul	5.02	2-2	7	6	1	1/0	0	43.0	58	28	24	7	21	13	1	3	179	.324	2	3	0	0	4
35 Andriese, Matt	5.40	2-4	8	4	0	0/0	0	35.0	47	22	21	15	18	12	0	1	143	.329	8	1	1	2	3

32 Platt, Ryan	1.29	0-0	1	1	0	0/0	0	7.0	2	3	1	1	8	0	0	1	22	.091	0	3	0	1	1
18 Larkins, Matt	6.23	2-1	7	0	0	0/0	0	13.0	14	10	9	6	6	0	0	1	44	.318	1	2	1	0	3
28 Montgomery, Matt	6.43	0-1	5	5	0	0/0	0	14.0	22	10	10	1	5	6	0	2	57	.386	0	2	0	2	2
31 Moore, Kolby	6.75	0-1	6	0	0	0/0	0	6.2	11	8	5	3	2	3	1	0	31	.355	0	1	0	0	1
23 Dickey, Kevin	7.71	0-0	2	0	0	0/0	0	2.1	7	3	2	0	0	1	0	0	15	.467	0	1	0	0	0
17 Kelly, Joseph	7.90	0-1	12	0	0	0/1	7	13.2	19	12	12	2	12	3	0	0	60	.317	3	3	1	2	0
42 Wolford, Mike	15.00	0-0	3	0	0	0/0	0	3.0	5	7	5	2	3	2	0	0	14	.357	0	2	0	1	0

Totals	5.01	12-12	24	24	1	2/1	7	212.0	257	142	118	59	115	53	3	14	844	.305	19	25	4	12	16
Opponents	4.33	12-12	24	24	3	0/0	7	212.0	225	124	102	58	109	52	7	13	819	.275	20	12	4	13	15

Passed Balls	Team	4	Pellegrino (3), Brantly (1)
	Opp	1	
Pickoffs	Team	1	Emmons (1)
	Opp	4	
SBA/ATT	Catchers	Pellegrino (10-16), Brantly (11-15)	
	Pitchers	Applebee (7-12), Andriese (4-6), Bargas (4-5), Larkins (1-4), Moore (2-2), Platt (1-2), Montgomery (2-2)	

Fielding Statistics Sorted By Fielding Percentage

Player	C	PO	A	E	FLD%	DPs	SBA	CSB	SBA%	PB	CI
33 Shultz, Justin	83	79	4	0	1.000	6	0	0	.000	0	0
4 Uhl, Carl	65	64	1	0	1.000	1	0	0	.000	0	0
3 Gonzales, Joey	33	31	2	0	1.000	1	0	0	.000	0	0
25 Hur, Michael	24	24	0	0	1.000	0	0	0	.000	0	0
14 Applebee, Paul	8	1	7	0	1.000	0	7	5	.583	0	0
22 Nesbitt, Michael	7	6	1	0	1.000	0	0	0	.000	0	0
28 Montgomery, Matt	4	1	3	0	1.000	0	2	0	1.000	0	0
1 Horst, Bryan	93	36	56	1	.989	9	0	0	.000	0	0
29 McConkey, Brian	175	162	11	2	.989	11	0	0	.000	0	0
9 Pellegrino, Danie	68	51	16	1	.985	0	10	6	.625	3	1
15 Nix, Tony	44	38	5	1	.977	1	0	0	.000	0	0
11 Brantly, Robert	75	59	13	3	.960	1	11	4	.733	1	0
10 Hairgrove, Trevor	129	45	78	6	.953	13	0	0	.000	0	0
6 Goetz, Ryan	90	16	68	6	.933	5	0	0	.000	0	0
20 Bargas, Paul	15	5	9	1	.933	0	4	1	.800	0	0
24 Young, Eddie	12	6	5	1	.917	1	0	0	.000	0	0
5 Jemmett, Trent	9	5	3	1	.889	0	0	0	.000	0	0
34 Emmons, Dustin	5	1	3	1	.800	0	0	0	.000	0	0
35 Andriese, Matt	12	4	5	3	.750	0	4	2	.667	0	0
18 Larkins, Matt	4	1	2	1	.750	0	1	3	.250	0	0
17 Kelly, Joseph	3	0	2	1	.667	0	0	0	.000	0	0
31 Moore, Kolby	2	1	0	1	.500	0	2	0	1.000	0	0
32 Platt, Ryan	1	0	0	1	.000	0	1	1	.500	0	0
8 Schnebly, Brandon	0	0	0	0	.000	0	0	0	.000	0	0
23 Dickey, Kevin	0	0	0	0	.000	0	0	0	.000	0	0
42 Wolford, Mike	0	0	0	0	.000	0	0	0	.000	0	0
Totals	961	636	294	31	.968	20	21	12	.636	4	1
Opponents	931	636	261	34	.963	17	23	10	.697	1	0

Hitting Streaks

	Longest	Current
15 Nix, Tony	17	-
33 Shultz, Justin	11	11
25 Hur, Michael	9	4
6 Goetz, Ryan	9	8
4 Uhl, Carl	7	7
10 Hairgrove, Trevor	6	1
3 Gonzales, Joey	5	1
11 Brantly, Robert	5	4
9 Pellegrino, Danie	5	5
29 McConkey, Brian	5	3
1 Horst, Bryan	4	-
22 Nesbitt, Michael	3	-
24 Young, Eddie	3	1
8 Schnebly, Brandon	2	-
5 Jemmett, Trent	1	-

UCR Miscellaneous Statistics

Team Game Highs

Batting

At Bats	57	vs	CSU Bakersfield	Apr. 11, 2009
Runs Scored	22	vs	UNLV	May 5, 2009
Hits	24	vs	UCLA	Apr. 21, 2009
	24	vs	UNLV	May 5, 2009
RBI's	20	vs	UNLV	May 5, 2009
Doubles	8	vs	UNLV	May 5, 2009
Triples	2	vs	Columbia	Mar. 14, 2009
	2	vs	UC Santa Barbara	May 16, 2009
Home Runs	4	vs	UNLV	May 5, 2009
Total Bases	44	vs	UNLV	May 5, 2009
Walks	8	vs	Texas Tech	Mar. 5, 2009
	8	vs	Columbia	Mar. 15, 2009
Strikeouts	12	vs	California	Feb. 21, 2009
	12	vs	CSU Bakersfield	Apr. 11, 2009
Sac Hits	2		4 games	
Sac Flies	3	vs	Columbia	Mar. 15, 2009
	3	vs	UNLV	May 5, 2009
Stolen Bases	5	vs	CSU Bakersfield	Apr. 10, 2009
	5	vs	UC Davis	May 9, 2009
Hit By Pitch	4	vs	UCLA	Feb. 25, 2009
Caught Stealing	2	vs	UC Davis	May 8, 2009
	2	vs	Cal Poly	May 22, 2009
Runners LOB	13	vs	UCLA	Apr. 21, 2009
Hit Into DP	3	vs	Oregon State	Mar. 7, 2009
	3	vs	Cal Poly	May 23, 2009

Fielding

Putouts	43	vs	CSU Bakersfield	Apr. 11, 2009
Assists	21	vs	Cal State Fullerton	Mar. 28, 2009
Errors	5	vs	Columbia	Mar. 15, 2009
Passed balls	1		10 games	
DPs turned	3	vs	Cal State Fullerton	Mar. 28, 2009

Pitching

Innings Pitched: 14.1	vs	CSU Bakersfield	Apr. 11, 2009	
Runs Allowed:	18	vs	Cal State Fullerton	Mar. 29, 2009
Earned Runs:	15	vs	UC Irvine	Apr. 17, 2009
Walks Allowed:	7	vs	Texas Tech	Mar. 3, 2009
	7	vs	UC Irvine	Apr. 19, 2009
Strikeouts:	16	vs	Texas Tech	Mar. 3, 2009
Hits Allowed:	20	vs	UC Irvine	Apr. 17, 2009
Doubles Allowed:	5	vs	San Francisco	Feb. 26, 2009
Triplets Allowed:	1		12 games	
Homers Allowed:	3	vs	California	Feb. 20, 2009
	3	vs	LMU	Mar. 10, 2009
Wild Pitches:	4	vs	UC Davis	May 9, 2009
	4	vs	USC	May 19, 2009
Hit Batters:	5	vs	Cal State Fullerton	Mar. 29, 2009

Individual Game Highs

Batting

At bats	7	3 occasions	
Runs scored	4	4 occasions	
Hits	4	9 occasions	
RBI's	5	Uhl, Carl vs. Columbia	Mar 15, 2009
Doubles	3	Nix, Tony vs. Columbia	Mar. 15, 2009
	3	Goetz, Ryan vs. UC Davis	May 8, 2009
Triplets	1	15 occasions	
Home runs	1	36 occasions	
Total bases	9	Uhl, Carl vs. Columbia	Mar 15, 2009
Walks	3	McConkey, Brian vs. Texas Tech	Mar. 5, 2009
Strikeouts	3	8 occasions	
Sac hits	1	29 games	
Sac flies	2	Hairgrove, Trevor vs. San Francisco	Feb. 28, 2009
Stolen bases	2	3 occasions	
Hit by pitch	2	Hairgrove, Trevor vs. UCSB	Mar. 23, 2009
	2	Schnebly, Brandon vs Pacific	May 2, 2009
Caught stealing	2	Uhl, Carl vs. Cal Poly	May 22, 2009
Runners LOB	6	Hairgrove, Trevor vs CSUB	Apr. 11, 2009
	6	Horst, Bryan vs. UC Davis	May 8, 2009

Fielding

Putouts	15	McConkey, Brian vs. Pacific	May 2, 2009
Assists	9	Hairgrove, Trevor vs. CSUB	Apr. 11, 2009
Errors	3	McConkey, Brian vs. Columbia	Mar. 15, 2009
	3	Andriese, Matt vs CS Northridge	Apr. 25, 2009
Passed balls	1	10 occasions	

Pitching

Innings pitched	9.0	4 occasions	
Runs allowed	9	Bargas, Paul vs UC Irvine	Apr. 17, 2009
Earned runs	9	Bargas, Paul vs UC Irvine	Apr. 17, 2009
Walks allowed	4	3 occasions	
Strikeouts	8	9 occasions	
Hits allowed	10	4 occasions	
Doubles allowed	5	Bargas, Paul vs San Francisco	Feb. 26, 2009
Triplets allowed	1	12 occasions	
Homers allowed	2	6 occasions	
Wild pitches:	4	Andriese, Matt vs. UC Davis	May 9, 2009
Hit batters	3	Platt, Ryan vs. Cal Poly	May 24, 2009

**CAMPUS
BULLY.**




DeMARINI

DEMARINI.COM




UC RIVERSIDE. POWERED BY DEMARINI.



History

UC Riverside Wall of Honor



1977 - Division II National Champions

In head coach Jack Smitheran's fifth season at UC Riverside, the Highlanders claimed the program's first national title while setting a new single season record for victories with a 43-19 mark. The Highlanders were led by Division II's top two hurlers, as Dale Reis went 16-1 and Steve Glaum was 13-4. UCR's staff also featured future Major Leaguer Eric Show. At the plate, Jeff Carsley led the nation with 102 hits en route to a .416 batting average. Another future big leaguer, Steve Lubratich, stepped up with a .344 average.

UCR opened the season in non-descript fashion, going 6-4 over its first 10 games. The Highlanders seemed to catch fire in March, rattling off eight straight victories. After two losses, UCR again posted an eight-game winning streak to improve to 22-6. UCR rolled through the California Collegiate Athletic Association schedule with a 15-9 record to earn the program's second trip to the West Regional in three seasons.

The double-elimination regional, held at Riverside, saw UCR open with victories over Cal State Hayward and Cal State Northridge. In the championship, Hayward bounced back for a 7-3 win to set up

a winner-takes-all rubber match. Up stepped Show, who tossed a three-hitter to send the Highlanders to their first College World Series appearance.

Traveling to Springfield, Illinois, for the World Series, UCR pounded its first two opponents, beating Delta State 8-2 and blanking Missouri-St. Louis 12-0. The Highlanders stumbled against Eckerd College 8-2, but recovered to squeeze out an 8-7 win over Valdosta State. UCR then downed Delta 5-3 to set up a rematch against Eckerd.



UC Riverside Wall of Honor

1982 - Division II National Champions

While the 1977 championship team started strongly, the 1982 squad didn't figure it out until a little later in the year. After their second College World Series appearance had ended after two games the year before, UCR got off to a rocky start in 1982, losing six of its first eight games and didn't cross over the .500 mark until the 39th game of the year. Still, it's not how you start, it's how you finish, and boy did the Highlanders finish. UCR won

19 of its last 23 games, dropping just one of its final 12 to roll through the postseason and finish at 36-23.

UCR went 19-10 during CCAA play, completing the schedule with four straight wins to claim the league title.

Hosting the NCAA West Regionals, UCR beat San Francisco State and Cal State Northridge but the Matadors returned the favor in the third game. Facing off in another one-game series, UCR emerged victorious over CSUN with a 7-4 win.

UCR would stay at home again for the College World Series, opening up with a 6-1 win over Longwood. Back-to-back one-run victories over New Haven and Florida Southern set up the championship game rematch against Florida Southern. The Highlanders made it no contest, routing the Moccasins 10-1 for their second national title. In doing so, UCR became the sixth team to go undefeated through CWS play.

UCR was led by All Americans Curtis Smith and Matt Held, who hit .378 and .341, respectively. On the mound, Scott Wanzer went 13-6 with 17 complete games while Bill Mierzwik had a 10-5 mark.

For the second time in his career, Smitheran was named the Division II Coach of the Year.



2007 - Big West Conference Champions

On the strength of veteran pitching and timely hitting, the Highlanders went 38-21 on the season and 16-5 in conference, winning their first Big West title.

Junior righthander James Simmons was dominant as UCR's Friday starter, posting an 11-3 record with a 2.40 ERA in 123.2 innings. Senior southpaw Marc Rzepczynski was 6-2 with a 2.72 ERA, giving UCR a solid one-two punch at the top of the rotation. On the back end, freshman closer Joseph Kelly, a converted outfielder, had a dominant campaign with a 3-1 record, 6 saves and a 1.32 ERA. As a team, UCR posted a 3.68 ERA.

At the plate, freshman Joey Gonzales paced the team with a .356 batting average. Senior shortstop Jaime Pedroza hit .325 with team highs of 13 homers and 55 RBIs and junior left fielder Aaron Wible was right behind with a .313 average, 10 homers and 51 runs batted in.

To win the conference title, the Highlanders needed to win just one game over No. 10 UC Irvine. That win came on Saturday, May 26 behind an outstanding pitching performance by Matt Montgomery, who moved into the rotation following an injury to Rzepczynski. Montgomery, who went 5-0 in the regular season, dominated the Anteaters, throwing 8.1 innings of seven-hit work to help the Highlanders to a 4-2 win and the title.

The Highlanders made their second trip to the Division I postseason, heading the Arizona State Regional as the No. 2 seed. UCR opened the tournament with a 10-5 win over No. 3 seed Nebraska, but lost to top-seed and No. 6 ranked Arizona State and then fell to Nebraska ending their postseason aspirations.

Following the season, eight Highlanders earned All-Conference honors, led by First-Team selections Pedroza, Simmons and Kelly. Simmons was named Big West Pitcher of the Year, Gonzales Big West Freshman of the Year, Kelly Big West Freshman Pitcher of the Year, and Coach Doug Smith Big West Coach of the Year.

Kelly and Gonzales each earned Collegiate Baseball Freshman All-American and Ping! Baseball Freshman Second-Team honors. Pedroza and Simmons became the first Highlander teammates at the Division I level to earn Baseball America All-America honors, each being named to the Second-Team.

Simmons also earned Collegiate Baseball Third Team All-American honors and Rivals.com First Team All-American. A few days later, he was selected 26th overall by the Oakland Athletics in the Major League Baseball Draft. A total of 10 Highlanders were selected in the draft. Freshman Kelly was named to the USA Baseball National Team.



Jack Smitheran - #2

On January 28, 2006, former UCR head coach Jack Smitheran added to his list of numerous honors by having his #2 jersey retired in a ceremony during the Alumni Game at the Riverside Baseball Complex. It was the latest in a long list of accolades for the Hall of Fame head coach who led the Highlanders for 31 seasons.

In a collegiate coaching career spanning 35 years, Smitheran posted a record of 1,097-770-3, including a 974-709-3 mark in 31 years at UC Riverside and a 123-104 record in four years at the Division I level. In his tenure, he guided the evolution of the Highlander program from an unknown Division II school into a Division II NCAA champion and eventually into a Division I postseason qualifier.

Among his coaching successes are the Highlanders' 2003 appearance at the NCAA Division I West Regional, eight California Collegiate Athletics Association titles, 10 NCAA Division II West Regional appearances, trips to five Division II College World Series and two NCAA Division II National Championships. He had also been named CCAA Coach of the Year eight times in his career and has had nine of his former players reach the big leagues, including Tampa Bay Rays closer Troy Percival.



Smitheran's Career Coaching Highlights


1970	named Head Baseball Coach at Emporia State University (KS). Leads school to NAIA World Series in first season.
1971	named District X Coach of the Year.
1972	won second consecutive District X Coach of the Year award.
1974	named Head Baseball Coach at UC Riverside.
1975	led UCR to NCAA regionals in his second season.
1977	guided the Highlanders to a 43-19 record and the program's first Division II National Championship. Named NCAA Division II National Coach of the Year.
1981	UCR wins West Regional and advances to College World Series.
1982	UCR wins 19 of its last 23 games, capturing the school's second Division II National Championship. Named CCAA Coach of the Year, District Coach of the Year, and Division II National Coach of the Year for the second time.
1984	earned Coach of the Year award at Liberal, KS, in a semi-pro league.
1998	became just the fifth NCAA Division II coach to achieve 900 career victories.
Jan. 2002	inducted into the American Baseball Coaches Association Hall of Fame.
Feb. 17, 2002	won his 1,000th career game.
Oct. 2002	given the "Spirit of the Dove Award" by ARC of Riverside in recognition of his work with the youth of Riverside.
May 2004	inducted into the Riverside Sports Hall of Fame.
2003 -	led UCR to 41-17 record and first Division I Regional appearance in the program's third season at the Division I level.
April 2004	named one of three assistant coaches for the 2004 USA Baseball National Team that won the Gold Medal at the FISU World University Championships.

Smitheran's Year-by-Year Coaching Record

Year	School	Record	Post-Season Play
NAIA			
1970	Emporia State	32-16	NAIA World Series
1971	Emporia State	33-19	District X Champion
1972	Emporia State	30-16	District X Champion
1973	Emporia State	28-10	District X Runners-up
NCAA Division II			
1974	UC Riverside	16-28	
1975	UC Riverside	28-24	NCAA Regionals
1976	UC Riverside	26-23	
1977	UC Riverside	43-19	National Champion
1978	UC Riverside	22-31	
1979	UC Riverside	33-27	
1980	UC Riverside	28-21	
1981	UC Riverside	39-23	Regional Champion
1982	UC Riverside	36-23	National Champion
1983	UC Riverside	31-24	
1984	UC Riverside	28-29-1	
1985	UC Riverside	28-25	
1986	UC Riverside	30-22	
1987	UC Riverside	29-23	
1988	UC Riverside	29-25	
1989	UC Riverside	24-26-1	
1990	UC Riverside	39-18	Regional Finalist
1991	UC Riverside	38-23-1	NCAA - 3rd Place
1992	UC Riverside	34-23	Regional Finalist
1993	UC Riverside	22-31	
1994	UC Riverside	41-21	Regional Champion
1995	UC Riverside	43-16	Regional Finalist
1996	UC Riverside	43-14	Regional Participant
1997	UC Riverside	39-15	
1998	UC Riverside	22-27	
1999	UC Riverside	30-21	CCAA Champ Tourney
2000	UC Riverside	30-23	
2001	UC Riverside	19-35	
NCAA Division I			
2002	UC Riverside	30-28	
2003	UC Riverside	41-17	NCAA Regional
2004	UC Riverside	33-24	
Totals			
	UC Riverside	974-729-3	31 Seasons
	Career Record	1,097-790-3	35 Seasons

UC Riverside Wall of Honor

#40 - Troy Percival



Fontana native Troy Percival spent three seasons at UC Riverside wearing the number 26 underneath the “tools of ignorance” associated with the catching trade. So naturally, when honoring the 13-year major league veteran on January 25, 2003, the Highlanders retired the number 40 associated with a pitcher who recorded 352 major league saves (eighth on the career list).

Always known for his cannon arm, Percival was a defensive-minded catcher with the Highlanders. In his final season at UCR, Percival recorded the best fielding percentage by a catcher in school history, with a .993 fielding percentage, 240 putouts and 49 assists. His superb defense and strong arm perked the then California Angeles’ interest, and they drafted him in the sixth round of the 1990 draft eventually converting him to a pitcher.


Playing for the Angels for his first 10 seasons in the bug leagues, Percival emerged as one of the best relievers in the game. A four-time all-star, Percival is the Angels’ all-time leader in saves, including a career-high 42 in 1998.

In the 2002 postseason for the Angeles, Percival recorded seven saves and picked up the final out of the World Series, to clinch the first World Series Championship in franchise history - a thrilling four games to three win over the San Francisco Giants.

After stops in Detroit, St. Louis and Tampa Bay, Percival retired following the 2009 season with 358 career saves to his credit along with an earned run average of 3.17

As an alumnus, Percival continues to make many contributions to the Athletic Department at UCR including in 2007 when he built the baseball team’s current state-of-the-art locker room facilities with his own two hands.

#19 - Eric Show



A native of Riverside, Eric Show was a four-year starter for the Highlanders from 1975-78 and a key member of the rotation during UCR’s first national championship season of 1977. In the double-elimination regional that season, Show pitched a three-hit, 6-0 shutout over Cal State Hayward to send the Highlanders to their first College World Series appearance.

“Baseball’s only right-handed flake,” as he once described himself to the *Press-Enterprise*, led UCR in wins as a freshman and a senior, and his 14 complete games still rank 6th on the Highlanders career charts. Upon graduation, Show’s 279 innings pitched were the tops in the history of the program as were his 187 strikeouts

In June of 1978, the San Diego Padres selected him in the 18th round of the draft. Three years later, he made his major league debut, and in 1983, Show moved into the Padres starting rotation. He won 15 games that year for San Diego and was the team’s ace again the following season when the Padres made their first World Series appearance.

The Highlanders retired Show’s No. 19 in 1985, and inducted him into the UC Riverside Athletics Hall of Fame on June 12, 1986.

Baseball infamy came calling for Show on September 11, 1985 when he gave up a single to Pete Rose, allowing Rose to pass Ty Cobb as Major League Baseball’s all-time hit king.

In 1989, Show and his wife, Cara Mia, provided the funds to endow a baseball scholarship at UC Riverside which continues to provide Highlanders student-athletes with the opportunity to excel in the classroom and on the diamond.

Show would go on to win 101 games in his big-league career including 100 for the Padres - a franchise record which still stands.

The Padres released Show following the 1990 season, and he signed with the Oakland Athletics for the 1991 campaign. He appeared in five games the A’s that season-making his final major league appearance on September 30, 1991 against the Kansas City Royals.

An accomplished musician, especially on the guitar, Show recorded two albums - “America . . . 4/4 to Go” and a 1989 Christmas album entitled “Oh Holy Night.”

Sadly, on March 16, 1994, Eric Vaughn Show passed away at the age of 37.

Jack Carroll - #1

Jack Carroll (far right) never played a game for the Highlanders, but he was honored posthumously in 1998 as UCR's No. 1 fan. A long time booster, Carroll was involved in all levels of baseball in the Riverside community.

Said Highlanders Head Coach Doug Smith, "if you grew up in Riverside and you played baseball, there's a good chance that at one time Jack Carroll gave you a glove or a pair of cleats or helped you out in some way or another. He was just a great believer in the long-term benefits of children participating in sports, particular baseball, and he gave a good part of his life to helping others using youth baseball as his medium.

"His presence in the community is sorely missed, but hopefully by keeping his memory alive on our Wall of Honor new generations of Riverside baseball players will learn about Jack's good works and be challenged to emulate him and give back to the community as he did."

The Highlanders still use the number 1, but Jack Carroll will always be known as the team's number 1 fan.



UC Riverside Records

Individual Year-By-Year Offensive Leaders

Note: UCR records only go back as far as the 1968 season, while the 1970-72 seasons are also missing. We are continuing research to fill in these gaps. School records are in bold

Batting Average (Min. 120 AB)

1968	John Lowenstein393
1969	Frank Pignataro301
1970	N/A
1971	Steve Frankel337
1972	Mark Levin367
1973	Keith Bailey299
1974	Kim Allen329
1975	Jim Draper349
1976	Brian Francisco374
1977	Jeff Carsley416
1978	Steve Gelfarb411
1979	Mark Sheehy397
1980	Tom Copeland432
1981	Rick Rodriguez388
1982	Curt Smith378
1983	Ty Dabney382
1984	Ty Dabney332
1985	Ty Dabney426
1986	David Finley413
1987	Ty Murphy389
1988	Ty Murphy338
1989	Jeff Goodale323
1990	Pete Weber409
1991	Jim Radler359
1992	Steve Bishop349
1993	Dean Funkhouser374
1994	Andy Owen351
1995	Andy Owen400
1996	Darren Doskocil354
1997	Jason Clark401
1998	Dominick Lombardi400
1999	Matt Teahen456
2000	Jeff Stevens401
2001	Matt Teahen313
2002	Adam Seuss383
2003	Ryan Harvey411
2004	Tony Festa367
2005	Aaron Grant357
2006	Brett Bigler356
2007	Joey Gonzales356
2008	Drew Garcia344
2009	Michael Hur372

At Bats

1968	Roarke Weber138
1969	Steve Frankel164
1970	N/A
1971	Tom Kennedy173
1972	Tom Kennedy173
1973	Dyke Johnson170
1974	Kim Allen161
1975	Jim Draper218
1976	John Messner203
1977	Jeff Carsley245
1978	Mark Sheehy193
1979	Mark Sheehy234
1980	Tom Copeland192
1981	Curt Smith236
1982	Curt Smith225

1983	Shawn Smith225
1984	Curt Smith232
1985	Ty Dabney204
1986	David Finley208
1987	David Finley207
1988	Ty Murphy207
1989	Scott Einhorn214
1990	Scott Einhorn251
1991	Mark Saugstad262
1992	Chad Townsend226
1993	Andy Owen212
1994	Andy Owen239
1995	Shawn Kicherer223
1996	Jason Clark217
1997	Jason Clark237
1998	Kevin Perkins202
1999	Kevin Perkins213
2000	Michael Salazar219
2001	Randy Blood201
2002	Jimmy Anderson246
2003	Brian Wahlbrink258
2004	Tony Festa229
2005	Brett Bigler233
2006	Brett Bigler208
2007	Jaime Pedroza237
2008	Drew Garcia218
2009	Carl Uhl228

Runs

1968	Harold Rutledge26
1969	Harold Rutledge29
1970	N/A
1971	Tom Kennedy42
1972	Tim Searl29
1973	Wayne Weckler24
1974	Kim Allen34
1975	Kim Allen47
1976	John Messner51
1977	Jeff Carsley59
1978	Dennis Mork36
1979	Cliff Wherry68
1980	Tom Copeland59
1981	Steve Aragon53
	Curt Smith53
1982	Curt Smith53
1983	Ty Dabney49
1984	Brad Pounders54
1985	Dion Noonan63
1986	Mark Young47
1987	Joe Koh50
1988	Ty Murphy49
1989	Jeff Goodale48
1990	Matt Davis63
1991	Mark Saugstad46
1992	Steve Bishop45
1993	Jeff Waymire37
1994	Brett O'Dea59
1995	Andy Owen54
1996	Tim Moran56
1997	Jason Clark69
1998	Kevin Perkins52
1999	Kevin Perkins56
2000	Michael Salazar57
2001	Randy Blood38
2002	Brian Wahlbrink54
2003	Brian Wahlbrink68

2004	Brett Bigler51
2005	Aaron Grant47
2006	Brett Bigler45
2007	Carl Uhl60
2008	Carl Uhl54
2009	Carl Uhl53

Hits

1968	John Lowenstein53
1969	Steve Frankel49
1970	N/A
1971	Tom Kennedy57
1972	Mark Levin62
1973	Dyke Johnson45
1974	Kim Allen53
1975	Jim Draper76
1976	John Messner73
1977	Jeff Carsley102
1978	Steve Gelfarb79
1979	Mark Sheehy93
1980	Tom Copeland83
1981	Steve Aragon75
	Curt Smith75
1982	Curt Smith85
1983	Ty Dabney79
1984	Curt Smith74
1985	Ty Dabney87
1986	David Finley86
1987	Mark Young66
1988	Mike Eatinger77
1989	Scott Einhorn65
1990	Pete Weber90
1991	Mark Saugstad90
1992	Steve Bishop75
1993	Jeff Waymire65
1994	Andy Owen84
1995	Andy Owen86
1996	Jason Clark72
1997	Jason Clark95
1998	Kevin Perkins70
1999	Michael Salazar84
2000	Jeff Stevens85
2001	Brian Wahlbrink55
2002	Adam Seuss92
2003	Ryan Harvey97
2004	Tony Festa84
2005	Nick Salotti77
2006	Brett Bigler73
2007	Jaime Pedroza77
2008	Drew Garcia75
2009	Carl Uhl75

Doubles

1968	John Lowenstein12
1969	Frank Pignataro13
1970	N/A
1971	Tim Searl10
1972	Mark Levin10
1973	Dyke Johnson9
1974	John Henderson7
1975	Jim Corley11
1976	John Messner13
1977	Steve Lubratic22
1978	Steve Gelfarb13
1979	Tom Copeland23

1980	Tom Copeland.....	14
	Stu Stempniak.....	14
1981	Tom Smith.....	13
1982	Brad Pounders.....	21
1983	Shawn Smith.....	18
1984	Curt Smith.....	16
	Steve Yanasheski.....	16
1985	Pat Britt.....	17
1986	David Finley.....	13
	Mark Young.....	13
1987	David Finley.....	19
1988	Mike Eatinger.....	17
1989	Jeff Goodale.....	13
1990	Pete Weber.....	21
1991	Mark Saugstad.....	26
1992	Steve Bishop.....	17
1993	Dean Funkhouser.....	15
1994	Scott Laverty.....	18
1995	Andy Owen.....	24
1996	Darren Doskocil.....	24
1997	Jason Clark.....	20
	Darren Doskocil.....	20
1998	Kevin Perkins.....	17
1999	Jeff Stevens.....	28
2000	Michael Salazar.....	19
2001	Adam Seuss.....	14
2002	Adam Seuss.....	22
2003	Brian Wahlbrink.....	19
2004	Nick Salotti.....	17
2005	Nick Salotti.....	19
2006	D.J. Hollingsworth.....	15
	Nick Salotti.....	15
2007	Jaime Pedroza.....	17
2008	Drew Garcia.....	14
2009	Carl Uhl.....	20

Triples


1968	Five tied at.....	2
1969	Five tied at.....	2
1970	N/A.....	
1971	Mark Levin.....	3
1972	N/A.....	
1973	Keith Bailey.....	2
	Rick Winton.....	2
1974	Jim Draper.....	5
1975	Jim Draper.....	13
1976	Nine tied at.....	2
1977	George Forbus.....	4
	Jeff Carsley.....	4
	Steve Lubratic.....	4
	Nate Quarles.....	4
1978	Dennis Mork.....	5
1979	Cliff Wherry.....	10
1980	Tom Copeland.....	5
1981	Curt Smith.....	8
1982	Curt Smith.....	7
1983	Five tied at.....	1
1984	Curt Smith.....	6
1985	Joe Koh.....	4
1986	Joe Koh.....	2
	David Mayhall.....	2
	Brian Rinehart.....	2
	Mark Young.....	2
1987	Jeff Goodale.....	4
	Joe Koh.....	4

	Pete Weber.....	4
1988	Mike Eatinger.....	4
	Jeff Goodale.....	4
1989	Scott Einhorn.....	7
1990	Scott Einhorn.....	6
1991	Steve Bishop.....	4
1992	Mark Saugstad.....	3
	Chad Townsend.....	3
1993	Jeff Waymire.....	8
1994	Andy Owen.....	7
1995	Andy Owen.....	7
1996	Robert Roland.....	5
1997	Jason Clark.....	4
	Richy Cummings.....	4
	Adam Winterstrom.....	4
1998	Brandon Maciel.....	3
1999	Kevin Perkins.....	7
2000	Jeff Stevens.....	4
2001	Jimmy Anderson.....	2
	Randy Blood.....	2
	Adam Seuss.....	2
2002	Tony Festa.....	3
2003	Matt Cunningham.....	5
2004	Nick Salotti.....	3
2005	Brett Bigler.....	4
2006	Brett Bigler.....	4
2007	Carl Uhl.....	2
	Mark Samuelson.....	2
2008	Joey Gonzalez.....	3
	Ryan Goetz.....	3
2009	Carl Uhl.....	3

Home Runs

1968	John Lowenstein.....	4
1969	Bob Payne.....	9

1970	N/A.....	
1971	Tim Searl.....	3
	Mark Levin.....	3
	Ron Green.....	3
1972	N/A.....	
1973	Dyke Johnson.....	2
1974	John Henderson.....	8
1975	John Henderson.....	5
1976	John Henderson.....	8
1977	Nate Quarles.....	11
1978	Chris Gandy.....	5
1979	Dennis Mork.....	9
1980	Tom Copeland.....	6
	Terry Marshall.....	6
	Stu Stempniak.....	6
	Rick Hazard.....	6
1981	Rick Rodriguez.....	11
1982	Tom Smith.....	11
1983	Ty Dabney.....	11
1984	Brad Pounders.....	16
1985	Paul Moralez.....	11
1986	David Finley.....	13
1987	John Sellick.....	14
1988	Mike Eatinger.....	7
1989	Scott Einhorn.....	11
1990	Mark Saugstad.....	15
1991	Mark Saugstad.....	8
	Chad Townsend.....	8
1992	Chad Townsend.....	15
1993	Andy Owen.....	5
	Vince Simili.....	5
1994	Scott Emmons.....	6
	Dean Funkhouser.....	6
	Andy Owen.....	6
1995	Tim Moran.....	12



Brad Pounders 16 Home Runs In 1984 established a UC Riverside benchmark.

UC Riverside Records

Individual Year-By-Year Offensive Leaders . . . Continued



John Lowenstein was the first UC Riverside baseball player to play in the Major Leagues.

1988	Mike Eatinger.....	123
1989	Scot Einhorn.....	121
1990	Pete Weber.....	148
1991	Mark Saugstad.....	142
1992	Chad Townsend.....	127
1993	Jeff Waymire.....	101
1994	Andy Owen.....	133
1995	Andy Owen.....	145
1996	Tim Moran.....	127
1997	Jason Clark.....	171
1998	Kevin Perkins.....	97
1999	Adam Seuss.....	120
	Jeff Stevens.....	120
2000	Michael Salazar.....	121
2001	Jimmy Anderson.....	78
2002	Adam Seuss.....	123
2003	Brian Wahlbrink.....	158
2004	Nick Salotti.....	127
2005	Nick Salotti.....	126
2006	D.J. Hollingsworth.....	97
2007	Jaime Pedroza.....	135
2008	Drew Garcia.....	103
2009	Michael Hur.....	116
	Carl Uhl.....	116

1996	Tim Moran.....	13
1997	Jason Clark.....	16
1998	George Tavaglione.....	9
1999	George Tavaglione.....	10
2000	Jimmy Anderson.....	9
2001	Brandon Smith.....	7
2002	Jimmy Anderson.....	8
2003	Brian Wahlbrink.....	12
2004	Nick Salotti.....	10
2005	Matt Cunningham.....	10
2006	D.J. Hollingsworth.....	5
2007	Jaime Pedroza.....	13
2008	Aaron Wible.....	8
2009	Michael Hur.....	7

	Jeff Waymire.....	26
1994	Andy Owen.....	61
1995	Tim Moran.....	67
1996	Tim Moran.....	59
1997	Jason Clark.....	72
1998	Jeff Stevens.....	49
1999	Adam Seuss.....	50
2000	Michael Salazar.....	49
2001	Brandon Smith.....	38
2002	Adam Seuss.....	50
2003	Tony Festa.....	52
2004	Tony Festa.....	51
	Nick Salotti.....	51
2005	Nick Salotti.....	46
	Matt Cunningham.....	46
2006	D.J. Hollingsworth.....	39
2007	Jaime Pedroza.....	55
2008	Drew Garcia.....	51
2009	Michael Hur.....	52

Runs Batted In

1968	Roark Weber.....	29
1969	Bob Payne.....	28
1970	N/A.....	
1971	Ron Levin.....	41
1972	N/A.....	
1973	Dyke Johnson.....	27
1974	John Henderson.....	31
1975	Jim Draper.....	42
1976	Jeff Carsley.....	37
1977	Jeff Carsley.....	58
1978	Dennis Mork.....	39
1979	Tom Copeland.....	48
1980	Rick Hazard.....	45
1981	Tom Copeland.....	48
1982	Tom Smith.....	45
1983	Ty Dabney.....	44
1984	Brad Pounder.....	52
1985	Ty Dabney.....	67
1986	David Finley.....	62
1987	John Sarina.....	45
1988	Mike Eatinger.....	57
1989	Jeff Goodale.....	45
1990	Pete Weber.....	65
1991	Mark Saugstad.....	59
1992	Chad Townsend.....	58
1993	Scott Laverty.....	26

Total Bases

1968	John Lowenstein.....	81
1969	Bob Payne.....	76
1970	N/A.....	
1971	Steve Frankel.....	76
1972	N/A.....	
1973	Dyke Johnson.....	62
1974	John Henderson.....	75
1975	Jim Draper.....	116
1976	Jeff Carsley.....	90
	John Messner.....	90
1977	Jeff Carsley.....	143
1978	Steve Gelfarb.....	110
1979	Mark Sheehy.....	129
1980	Tom Copeland.....	125
1981	Curt Smith.....	107
1982	Curt Smith.....	128
1983	Ty Dabney.....	128
1984	Brad Pounder.....	135
1985	Ty Dabney.....	130
1986	David Finley.....	138
1987	John Sellick.....	118

Slugging Percentage (Min. 120 AB)

1968	John Lowenstein.....	.600
1969	Bob Payne.....	.567
1970	N/A.....	
1971	Steve Frankel.....	.450
1972	N/A.....	
1973	Keith Bailey.....	.388
1974	John Henderson.....	.481
1975	Jim Draper.....	.532
1976	John Henderson.....	.494
1977	Nate Quarles.....	.595
1978	Steve Gelfarb.....	.573
1979	Dennis Mork.....	.621
1980	Tom Copeland.....	.651
1981	Rick Rodriguez.....	.712
1982	Curt Smith.....	.569
1983	Ty Dabney.....	.618
1984	Brad Pounders.....	.614
1985	Ty Dabney.....	.637
1986	David Finley.....	.663
1987	John Sellick.....	.618
1988	Mike Eatinger.....	.597
1989	Scot Einhorn.....	.565
1990	Pete Weber.....	.673
1991	Mark Saugstad.....	.542
1992	Chad Townsend.....	.562
1993	Dean Funkhouser.....	.569
1994	Andy Owen.....	.556
1995	Andy Owen.....	.674
1996	Tim Moran.....	.651
1997	Jason Clark.....	.722
1998	Jeff Stevens.....	.566
1999	Gilbert Pulido.....	.627
2000	Jimmy Anderson.....	.569
2001	Adam Seuss.....	.457
2002	Adam Seuss.....	.512
2003	Brian Wahlbrink.....	.612
2004	Nick Salotti.....	.593
2005	Nick Salotti.....	.555
2006	D.J. Hollingsworth.....	.524
2007	Jaime Pedroza.....	.570

2008	Aaron Wible.....	473
2009	Michael Hur.....	583

On Base Percentage (Min. 120 AB)

1968	John Lowenstein.....	488
1969	Frank Pignataro.....	384
1970	N/A.....	
1971	Tim Searl.....	422
1972	N/A.....	
1973	Steve Coots.....	399
1974	Doug Smith.....	394
1975	Kim Allen.....	468
1976	John Messner.....	430
1977	Jeff Carsley.....	450
1978	Steve Gelfarb.....	467
1979	Mark Sheehy.....	449
1980	Tom Copeland.....	502
1981	Tom Copeland.....	479
1982	Curt Smith.....	438
1983	Ty Dabney.....	443
1984	Brad Pounders.....	411
1985	Ty Dabney.....	480
1986	Joe Koh.....	509
1987	Joe Koh.....	471
1988	Jeff Goodale.....	435
1989	Jeff Goodale.....	422
1990	Pete Weber.....	482
1991	Jim Radler.....	466
1992	Steve Bishop.....	438
1993	Dean Funkhouser.....	450
1994	Jim Doyle.....	432
1995	Andy Owen.....	453
1996	Darren Daskocil.....	443
1997	Dominick Lombardi.....	494
1998	Dominick Lombardi.....	393
1999	Matt Teahen.....	549
2000	Matt Teahen.....	487
2001	Randy Blood.....	404
2002	Tony Festa.....	479
2003	Ryan Harvey.....	462
2004	Brett Bigler.....	458
2005	Aaron Grant.....	471
2006	Brett Bigler.....	456
2007	Ben Price.....	444
2008	Drew Garcia.....	406
2009	Michael Hur.....	426

OPS (On Base Plus Slugging)

2002	Adam Seuss.....	951
2003	Ryan Harvey.....	1,064
2004	Nick Salotti.....	990
2005	Aaron Grant.....	940
2006	D.J. Hollingsworth.....	973
2007	Jaime Pedroza.....	964
2008	Drew Garcia.....	878
2009	Michael Hur.....	1,009

Walks

1968	Dave Ochs.....	34
1969	Frank Pignataro.....	22
1970	N/A.....	
1971	Tim Searl.....	32
1972	N/A.....	
1973	Steve Coots.....	32
1974	Kim Allen.....	25

1975	Kim Allen.....	42
1976	John Henderson.....	22
1977	Brian Francisco.....	23
	Steve Lubratic.....	23
1978	Dennis Mork.....	24
1979	Cliff Wherry.....	46
1980	Steve Aragon.....	32
	Ron Hunt.....	32
1981	Tom Copeland.....	43
1982	Stu Stempniak.....	36
1983	Derril Lewis.....	26
1984	Brad Pounders.....	32
1985	Joe Koh.....	33
1986	Joe Koh.....	52
1987	Joe Koh.....	39
1988	Jeff Goodale.....	35
1989	Jeff Goodale.....	30
1990	Matt Davis.....	35
1991	Rex McMackin.....	38
1992	Rex McMackin.....	37
1993	Jeff Waymire.....	24
1994	Brett O'Dea.....	40
1995	Luke Owens-Bragg.....	36
1996	Luke Owens-Bragg.....	62
1997	Robert Roland.....	27
1998	George Tavaglione.....	31
1999	Matt Teahen.....	36
2000	Matt Teahen.....	42
2001	Randy Blood.....	45
2002	Tony Festa.....	43
2003	Tony Festa.....	32
2004	Brett Bigler.....	48
2005	Aaron Grant.....	30
2006	Brett Bigler.....	36
2007	Ben Price.....	46
2008	Carl Uhl.....	24
2009	Carl Uhl.....	24
	Brian McConkey.....	24

Strikeouts

1968	Joel Rakow.....	31
1969	Tim Searl.....	20
1970	N/A.....	
1971	Mark Levin.....	21
1972	N/A.....	
1973	Bob Harris.....	27
1974	Bob Clark.....	56
1975	Jim Corley.....	45
1976	John Henderson.....	37
1977	Nate Quarles.....	39
1978	Chris Gandy.....	23
1979	Jay Myers.....	35
1980	Tom Smith.....	30
1981	Curt Smith.....	37
1982	Tom Smith.....	33
1983	Brad Pounders.....	49
1984	Brad Pounders.....	52
1985	Dion Noonan.....	36
1986	Mark Hardy.....	39
1987	John Sellick.....	41
1988	Ty Murphy.....	38
1989	Jeff Goodale.....	42
	Logan Ostrander.....	42
1990	Ruben Ayala.....	40
1991	Rex McMackin.....	40
1992	Chad Townsend.....	54

1993	Jeff Waymire.....	43
1994	Dean Funkhouser.....	35
1995	Tim Moran.....	50
1996	Darrin Daskocil.....	53
1997	Richy Cummings.....	56
1998	George Tavaglione.....	63
1999	George Tavaglione.....	50
2000	Matt Teahen.....	52
2001	Brandon Smith.....	67
2002	Jimmy Anderson.....	59
2003	Brian Wahlbrink.....	54
2004	Nick Salotti.....	51
2005	Nick Salotti.....	44
2006	Kyle Barratt.....	37
2007	Mark Samuelson.....	55
2008	Drew Garcia.....	51
2009	Michael Hur.....	33
	Trevor Hairgrove.....	33
	Bryan Horst.....	33

Stolen Bases

1968	John Lowenstein.....	11
	Dave Ochs.....	11
1969	N/A.....	
1970	N/A.....	
1971	Tom Kennedy.....	15
1972	Harold Rutledge.....	5
1973	Mark Adams.....	9
1974	Kim Allen.....	17
1975	Kim Allen.....	57
1976	John Messner.....	35
1977	George Forbus.....	21
1978	Mark Sheehy.....	31
1979	Mark Sheehy.....	33
1980	Ron Hunt.....	13
1981	Curt Smith.....	14
1982	Curt Smith.....	26
1983	Six tied at.....	5
1984	Curt Smith.....	19
1985	Joe Koh.....	10
1986	David Mayhall.....	27
1987	Joe Koh.....	23
1988	Pete Weber.....	26
1989	Scott Einhorn.....	17
1990	Pete Weber.....	24
1991	Jim Radler.....	17
1992	Aric Thomas.....	24
1993	Andy Owen.....	12
1994	Brett O'Dea.....	13
1995	Shawn Kicherer.....	13
1996	David White.....	21
1997	Jason Clark.....	16
1998	Kevin Perkins.....	7
1999	Kevin Perkins.....	18
2000	Michael Salazar.....	8
2001	Brian Wahlbrink.....	20
2002	Brian Wahlbrink.....	25
2003	Ryan Harvey.....	8
2004	Brett Bigler.....	17
2005	Brett Bigler.....	14
2006	Brett Bigler.....	27
2007	Carl Uhl.....	15
2008	Carl Uhl.....	23
2009	Carl Uhl.....	17

UC Riverside Records

Individual Year-By-Year Pitching Leaders

Note: UCR records only go back as far as the 1968 season, while the 1970-72 seasons are also missing. We are continuing research to fill in these gaps. School records are in **bold**.


ERA (Min. 40 innings)	
1968	Dan Vossler 3.72
1969	Dan Vossler 1.80
1970	N/A.....
1971	Steve Roberts 3.82
1972	N/A.....
1973	Scott Berndes 3.09
1974	Cary Smith 3.12
1975	Mike Baker..... 3.66
1976	Steve Glaum..... 3.36
1977	Dale Reis..... 2.25
1978	Chuck Cassell..... 2.78
1979	Mike Lynes..... 3.29
1980	Bob Hudson 2.52
1981	Jeff Arney..... 3.19
1982	Scott Wanzer 3.17
1983	Tim Wiseman..... 3.33
1984	Mark Gillespie 3.70
1985	Bruce Babcock..... 2.83
1986	Frank Potestio 2.99
1987	Richard Pickowitz..... 3.02
1988	Jared Guevara..... 4.73
1989	Bill Jordan..... 4.10
1990	Eric Welker 3.80
1991	Daron Kirkreit..... 2.47
1992	Daron Kirkreit..... 2.21
1993	Daron Kirkreit..... 3.15
1994	Scott Tebbetts 1.71
1995	Grant Billingsley..... 2.35
1996	John Nall..... 2.99
1997	Steve Madril..... 3.43
1998	Steve Madril..... 4.48
1999	Mark Cartwright..... 3.14
2000	Steve Madril..... 2.70
2001	Julio Fernandez..... 4.84

2002	Chris Smith 2.91
2003	Jaymie Torres 3.59
2004	A.J. Shappi 3.54
2005	Haley Winter..... 3.44
2006	James Simmons..... 2.96
2007	James Simmons..... 2.40
2008	Paul Applebee 4.46
2009	Dustin Emmons..... 2.80

Wins	
1968	Rick Dahlgren 5
1969	Gary Clarke 5
	Rick Dahlgren 5
	Dan Vossler 5
1970	N/A.....
1971	Tom Allert 6
1972	N/A.....
1973	Scott Berndes 6
1974	Cary Smith 8
1975	Eric Show..... 7
1976	Dale Reis..... 6
1977	Dale Reis 16
1978	Mike Lord 5
	Eric Show 5
1979	Mike Lynes..... 11
1980	Bob Hudson 12
1981	Rick Rodriguez 11
1982	Scott Wanzer 13
1983	Tim Wiseman 9
1984	Mark Gillespie 8
1985	Walt Stull 9
1986	Frank Potestio 12
1987	Rick Pickowitz..... 6
	Mike Sanders 6
1988	Troy Kent 5
	Craig Riesterer 5
1989	Doug Pierce..... 8
1990	Bill Jordan..... 7
	Bob McElderry..... 7
1991	Ron Cody 7

1992	Daron Kirkreit..... 10
1993	Daron Kirkreit..... 6
1994	Richard Guerrero 9
1995	Mike Eason 10
1996	Tim Carlson..... 10
1997	Josh Negro 10
1998	Jim Lewis..... 4
	Rinaldo Monterrosa 4
	Ed Hurtado..... 4
1999	Mark Cartwright..... 6
	Steve Madril..... 6
	Erik Grunwald..... 6
2000	Steve Madril..... 8
2001	Julio Fernandez..... 6
2002	Chris Smith 9
2003	A.J. Shappi 11
2004	John Martinez..... 9
2005	Taylor Bills..... 7
2006	James Simmons..... 9
2007	James Simmons..... 11
2008	Matt Larkins..... 6
2009	Paul Applebee 10

Losses	
1968	Randy Walker..... 9
1969	Dan Vossler 9
1970	N/A.....
1971	Steve Roberts 8
1972	N/A.....
1973	Tom Lance 10
1974	Ron Gill..... 8
1975	Joe Moyer..... 6
	Eric Show..... 6
1976	Steve Glaum..... 6
1977	Steve Glaum..... 4
	Eric Show..... 4
1978	Mike Lord 7
	Tom Taylor..... 7
1979	Steve Ward..... 7
1980	Jeff Arney..... 5
	Chris Smith 5
1981	Jeff Arney..... 5
	Ron Rendleman..... 5
	Curt Wardle 5
1982	Scott Wanzer 6
	Kevin Williams 6
1983	Scott Wanzer 7
1984	Skeeter Lewis..... 9
1985	Walt Stull 6
1986	Frank Potestio 6
1987	Mike Sanders 6
	Rick Pickowitz..... 6
1988	Troy Kent 6
1989	Doug Pierce..... 6
1990	Eric Welker 3
	Doug Pierce..... 3
	Bill Jordan..... 3
	Bob McElderry..... 3
1991	Bill Jordan..... 6
1992	Daron Kirkreit..... 5
1993	Brian Knoll..... 8
1994	Richard Guerrero 6
1995	Mike Eason 4
1996	Mike Eason 4
1997	Tim Carlson..... 4
1998	Jim Lewis..... 7



Daron Kirkreit led the Highlanders in earned run average for three consecutive seasons in the early 1990s.

1999	Jackson Crowther.....	4
	Steve Madril.....	4
	Erik Grunwald.....	4
2000	Julio Fernandez.....	5
2001	George Carralejo.....	9
2002	Chris Smith.....	8
2003	Brian Hoff.....	5
2004	Haley Winter.....	5
2005	Haley Winter.....	8
2006	James Simmons.....	5
	Taylor Bills.....	5
2007	Dan Runzler.....	6
2008	Stephen Penney.....	6
2009	Matt Andriese.....	4

Complete Games

1968	Eight tied at.....	0
1969	Nine tied at.....	0
1970	N/A.....	..
1971	Steve Roberts.....	8
1972	N/A.....	..
1973	Tom Lance.....	15
	Scott Berndes.....	15
1974	Six tied at.....	0
1975	Eric Show.....	7
1976	Steve Glaum.....	8
1977	Four tied at.....	0
1978	Tom Taylor.....	6
1979	Mike Lynes.....	11
1980	Bob Hudson.....	9
1981	Jeff Arney.....	11
1982	Scott Wanzer.....	17
1983	Scott Wanzer.....	9
1984	Mark Gillespie.....	5
1985	Walt Stull.....	7
1986	Frank Potestio.....	13
1987	Royal Clayton.....	4
1988	Troy Kent.....	5
1989	Doug Pierce.....	7
1990	Bill Jordan.....	2
	Bob McElderry.....	2
1991	Tony Richards.....	2
1992	Daron Kirkreit.....	6
1993	Daron Kirkreit.....	8
1994	Mike Eason.....	4
1995	Mike Eason.....	4
1996	John Nall.....	3
	Tim Carlson.....	3
1997	Josh Negro.....	6
	Tim Carlson.....	6
1998	Rinaldo Monterrosa.....	3
1999	Rinaldo Monterrosa.....	2
	Steve Madril.....	2
	Mark Cartwright.....	2
2000	Steve Madril.....	7
2001	Julio Fernandez.....	4
2002	Chris Smith.....	8
2003	A.J. Shappi.....	3
	Jaymie Torres.....	3
2004	A.J. Shappi.....	3
2005	Haley Winter.....	4
2006	Taylor Bills.....	3
2007	James Simmons.....	5
2008	Paul Applebee.....	2
	Paul Bargas.....	2
2009	Paul Applebee.....	2

Saves

1968	0
1969	0
1970	N/A.....	..
1971	Jim Schmidt.....	1
	Mike Wagoner.....	1
1972	N/A.....	..
1973	Tom Lance.....	2
	Scott Berndes.....	2
1974	Six tied at.....	0
1975	Eight tied at.....	0
1976	Eight tied at.....	0
1977	Four tied at.....	0
1978	Pat Sullivan.....	4
1979	Chris Smith.....	2
1980	Chris Smith.....	1
	Jeff Arney.....	1
	Bob Hudson.....	1
1981	Curt Wardle.....	3
1982	Mark Moore.....	3
1983	Mark Gillespie.....	2
1984	Joe Strong.....	6
1985	Six tied with one.....	..
1986	Six tied with one.....	..
1987	Richard Pickowitz.....	7
1988	Troy Kent.....	2
	Willie Tursellino.....	2
1989	Steve Green.....	3
1990	Paul Gambs.....	8
1991	John Vigrass.....	9
1992	Richard Guerrero.....	6
1993	Tony LaRosa.....	2
1994	Scott Tebbetts.....	12
1995	Scott Tebbetts.....	9
1996	George Wise.....	13
1997	Tim Carlson.....	3
1998	Ed Hurtado.....	3
1999	Ben Washburn.....	3
2000	Ben Esque.....	3
2001	Brian Hoff.....	3
2002	Cordell Perkins.....	2
2003	Brian Hoff.....	3
2004	Brian Hoff.....	9
2005	Anthony Claggett.....	4
2006	Daniel Stange.....	11
2007	Joseph Kelly.....	6
2008	Joseph Kelly.....	6
2009	Joseph Kelly.....	12

Innings Pitched

1968	Randy Walker.....	113.0
1969	Dan Vossler.....	110.0
1970	N/A.....	..
1971	Tom Allert.....	98.2
1972	N/A.....	..
1973	Tom Lance.....	119.0
1974	Cary Smith.....	121.0
1975	Cary Smith.....	115.0
1976	Steve Glaum.....	76.0
1977	Dale Reis.....	152.0
1978	Eric Show.....	82.2
1979	Mike Lynes.....	142.0
1980	Bob Hudson.....	142.0
1981	Jeff Arney.....	127.0
1982	Scott Wanzer.....	170.0

1983	Scott Wanzer.....	118.0
1984	Mark Gillespie.....	104.0
1985	Ron Moore.....	93.0
1986	Frank Potestio.....	150.0
1987	Rick Pickowitz.....	65.2
1988	Troy Kent.....	110.0
1989	Doug Pierce.....	134.0
1990	Bill Jordan.....	105.0
1991	Bill Jordan.....	95.1
1992	Daron Kirkreit.....	118.0
1993	Daron Kirkreit.....	103.0
1994	Grant Billingsley.....	106.0
1995	Mike Eason.....	105.0
1996	Tim Carlson.....	103.0
1997	Tim Carlson.....	92.2
1998	Jim Lewis.....	78.0
1999	Steve Madril.....	73.0
2000	Steve Madril.....	103.0
2001	Julio Fernandez.....	96.2
2002	Chris Smith.....	136.0
2003	A.J. Shappi.....	113.0
2004	John Martinez.....	112.1
2005	Taylor Bills.....	112.0
2006	James Simmons.....	109.1
2007	James Simmons.....	123.2
2008	Paul Bargas.....	75.2
2009	Paul Applebee.....	89.0

Hits

1968	Dan Vossler.....	121
1969	Jay Constable.....	96
1970	N/A.....	..
1971	Tom Allert.....	94
	Steve Roberts.....	94
1972	N/A.....	..
1973	Paul Boykin.....	116
1974	Cary Smith.....	126
1975	Cary Smith.....	136
1976	Steve Glaum.....	112
1977	Dale Reis.....	138
1978	Mike Lord.....	107
1979	Mike Lynes.....	140
1980	Bob Hudson.....	114
1981	Rick Rodriguez.....	109
1982	Scott Wanzer.....	194
1983	Scott Wanzer.....	136
1984	Skeeter Lewis.....	126
1985	Walt Stull.....	118
1986	Frank Postestio.....	137
1987	Royal Clayton.....	98
1988	Troy Kent.....	151
1989	Doug Pierce.....	144
1990	Bob McElderry.....	115
1991	Bill Jordan.....	127
1992	Daron Kirkreit.....	102
1993	Brian Knoll.....	112
1994	Grant Billingsley.....	113
1995	Mike Eason.....	104
1996	Mike Eason.....	122
1997	Tim Carlson.....	127
1998	Jim Lewis.....	99
1999	Erik Grunwald.....	72
2000	Steve Madril.....	109
2001	Julio Fernandez.....	133
2002	Chris Smith.....	130
2003	Jaymie Torres.....	116

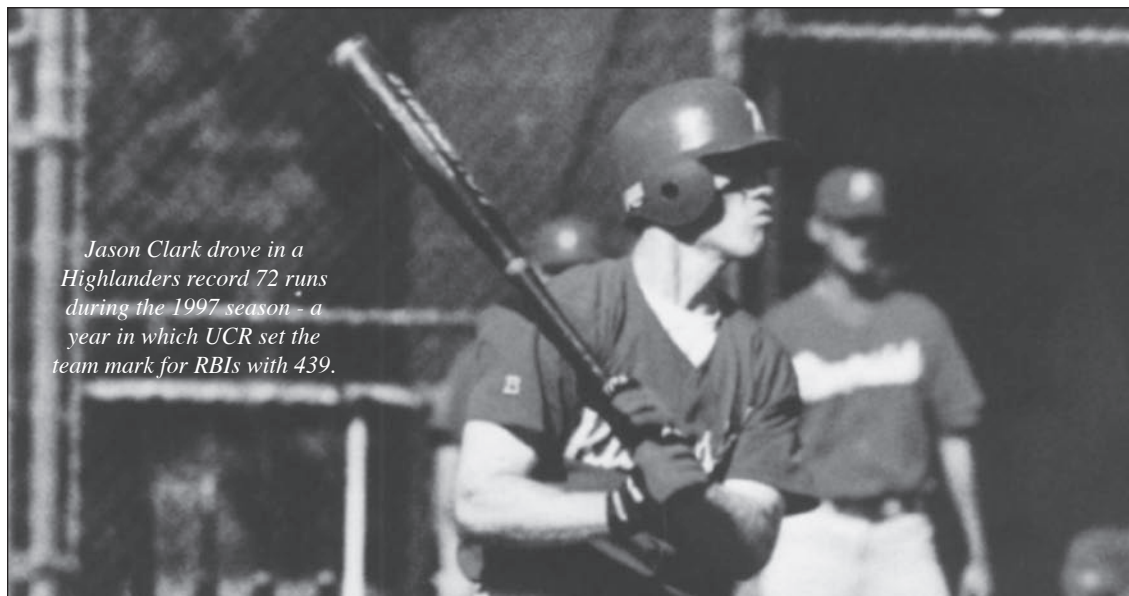
UC Riverside Records

Individual Year-By-Year Pitching Records . . . Continued

2004	John Martinez.....	117	1975	Cary Smith.....	59	1994	Jason Kounas.....	32
2005	Haley Winter.....	119	1976	Steve Glaum.....	43	1995	Grant Billingsley.....	19
2006	Haley Winter.....	117	1977	Steve Glaum.....	45	1996	Mike Eason.....	29
2007	James Simmons.....	103	1978	Tom Taylor.....	40	1997	Jim Lewis.....	44
2008	Matt Larkins.....	100	1979	Pat Sullivan.....	55	1998	Jim Lewis.....	40
2009	Paul Bargas.....	94	1980	Chris Smith.....	57	1999	Steve Madril.....	24
	Runs		1981	Rick Rodriguez.....	54	2000	Steve Madril.....	23
1968	Rick Dahlgren.....	47	1982	Scott Wanzer.....	60		Chad Spiker.....	23
	Dan Vossler.....	47	1983	Scott Wanzer.....	59	2001	George Carralejo.....	58
1969	Gary Clarke.....	61	1984	Skeeter Lewis.....	60	2002	Julio Fernandez.....	40
1970	N/A.....		1985	Ron Moore.....	65	2003	A.J. Shappi.....	30
1971	Tom Allert.....	62	1986	Frank Potestio.....	50	2004	Chad Decker.....	23
1972	N/A.....		1987	Steve Green.....	44	2005	Taylor Bills.....	35
1973	Scott Berndes.....	58	1988	Rick Pickowitz.....	61	2006	Dan Runzler.....	27
1974	Mac Fisher.....	51	1989	Doug Pierce.....	63	2007	Dan Runzler.....	44
1975	Joe Moyer.....	76	1990	Bill Jordan.....	50	2008	Ryan Platt.....	21
1976	Steve Glaum.....	66		Bob McElderry.....	50	2009	Ryan Platt.....	22
1977	Steve Glaum.....	52	1991	Bill Jordan.....	60		Strikeouts	
	Dale Reis.....	52	1992	Bill Jordan.....	42	1968	Dan Vossler.....	82
1978	Eric Show.....	57	1993	Brian Knoll.....	54	1969	Dan Vossler.....	96
	Mike Lord.....	57	1994	Richard Guerrero.....	60	1970	N/A.....	
1979	Pat Sullivan.....	70	1995	Richard Guerrero.....	41	1971	Tom Allert.....	50
1980	Chris Smith.....	70	1996	Mike Eason.....	41		Steve Roberts.....	50
1981	Rick Rodriguez.....	57		Tim Carlson.....	41	1972	N/A.....	
1982	Scott Wanzer.....	60	1997	Tim Carlson.....	56	1973	Tom Lance.....	70
1983	Scott Wanzer.....	59	1998	Jim Lewis.....	56	1974	Cary Smith.....	70
1984	Skeeter Lewis.....	74	1999	Erik Grunwald.....	35	1975	Joe Moyer.....	83
1985	Frank Potestio.....	84	2000	Julio Fernandez.....	38	1976	Steve Glaum.....	75
1986	Frank Potestio.....	81	2001	George Carralejo.....	72	1977	Dale Reis.....	106
1987	Royal Clayton.....	55	2002	Julio Fernandez.....	63	1978	Tom Taylor.....	65
1988	Troy Kent.....	78	2003	Julio Fernandez.....	43	1979	Mike Lynes.....	71
1989	Doug Pierce.....	71	2004	John Martinez.....	46	1980	Bob Hudson.....	98
1990	Bob McElderry.....	61	2005	Taylor Bills.....	53	1981	Rick Rodriguez.....	77
1991	Bill Jordan.....	84	2006	Haley Winter.....	50	1982	Scott Wanzer.....	83
1992	Bill Jordan.....	49	2007	Pat Cassa.....	42	1983	Tim Wiseman.....	68
1993	Brian Knoll.....	72	2008	Paul Bargas.....	52	1984	Joe Strong.....	60
1994	Richard Guerrero.....	69	2009	Paul Applebee.....	37	1985	Ron Moore.....	81
1995	Richard Guerrero.....	53		Paul Bargas.....	37	1986	Frank Potestio.....	100
1996	Mike Eason.....	50		Walks Allowed		1987	Royal Clayton.....	52
1997	Tim Carlson.....	69	1968	Dan Vossler.....	42	1988	Troy Kent.....	57
1998	Jim Lewis.....	74	1969	Dan Vossler.....	41	1989	Doug Pierce.....	74
1999	Erik Grunwald.....	41	1970	N/A.....		1990	Bill Jordan.....	66
	Steve Madril.....	41	1971	Steve Roberts.....	44	1991	Bill Jordan.....	65
2000	Mark Cartwright.....	46	1972	N/A.....		1992	Daron Kirkreit.....	99
2001	George Carralejo.....	89	1973	Tom Lance.....	52	1993	Daron Kirkreit.....	112
2002	Julio Fernandez.....	70	1974	Cary Smith.....	36	1994	Richard Guerrero.....	78
2003	Julio Fernandez.....	51	1975	Eric Show.....	65	1995	Tim Carlson.....	57
	A.J. Shappi.....	51	1976	Eric Show.....	49	1996	Mike Jones.....	61
2004	Haley Winter.....	56	1977	Dale Reis.....	42	1997	Jim Lewis.....	79
2005	Taylor Bills.....	67	1978	Eric Show.....	53	1998	Steve Madril.....	67
2006	Haley Winter.....	59	1979	Steve Ward.....	59	1999	Steve Madril.....	63
2007	Pat Cassa.....	55	1980	Bob Hudson.....	43	2000	Steve Madril.....	69
2008	Matt Larkins.....	58	1981	Rick Rodriguez.....	67	2001	Julio Fernandez.....	53
2009	Paul Applebee.....	44	1982	Bill Mierzwick.....	54	2002	Chris Smith.....	127
	Earned Runs		1983	Tim Wiseman.....	44	2003	A.J. Shappi.....	92
1968	Rick Dahlgren.....	47	1984	Mark Gillespie.....	45	2004	John Martinez.....	64
	Dan Vossler.....	47	1985	Walt Stull.....	60	2005	Haley Winter.....	68
1969	Gary Clarke.....	40	1986	Steve Green.....	40	2006	James Simmons.....	94
1970	N/A.....		1987	Mike Costello.....	36	2007	James Simmons.....	116
1971	Tom Allert.....	45	1988	Troy Kent.....	34	2008	Paul Applebee.....	55
1972	N/A.....		1989	Doug Pierce.....	49	2009	Ryan Platt.....	67
1973	Tom Lance.....	42	1990	David Coopersmith.....	40			
1974	Cary Smith.....	42	1991	Bill Jordan.....	34			
			1992	Ron Cody.....	38			
			1993	Daron Kirkreit.....	33			

Team Year-By-Year Offensive Totals

Year	Avg	G	AB	H	R	2B	3B	HR	RBI	BB	K	TB	SLG	OBP	OPS	SB	SBA	SB%	SF	SH	HBP	GDP	
1971	.268		1489	399	214	53	11	13	184	167	229	513	.345			33							
1972																							
1973	.236		1623	383	171	53	7	8	156	150	241	474	.292			41							
1974	.264		1436	379	189	43	16	16	162	182	264	502	.350			36							
1975	.289		1158	335	221	50	22	16	183	172	185	477	.412			111							
1976	.301		1669	502	298	74	20	17	254	188	214	667	.400			134							
1977	.343		1510	518	316	101	22	31	302	137	148	756	.501			74							
1978	.291		1765	514	280	73	27	19	239	228	217	698	.395			92							
1979	.314		2073	650	415	130	45	33	361	306	267	969	.467			118							
1980	.320		1658	531	355	111	20	38	317	224	200	796	.480			73							
1981	.304		2088	634	406	106	24	44	363	323	251	920	.441			70							
1982	.294		1964	578	331	102	16	31	301	201	237	805	.410			80							
1983	.297		1898	563	323	98	5	49	292	189	279	818	.431			39							
1984	.295		1993	588	362	116	25	52	323	234	311	910	.457			85							
1985	.329		1848	608	359	104	16	57	334	221	270	915	.495			57							
1986	.311		1741	541	409	99	12	72	370	290	297	868	.499			73							
1987	.317		1852	588	389	101	18	63	351	188	313	914	.494			74							
1988	.310		1790	555	368	107	19	45	314	253	322	835	.466			84							
1989	.282		1766	498	304	92	19	37	287	216	356	739	.418			73							
1990	.316		2037	643	417	129	26	46	367	205	246	962	.472			74							
1991	.310		2295	711	401	149	15	40	365	233	369	1010	.440			55							
1992	.292		1952	570	348	114	12	46	318	250	323	846	.433			74							
1993	.292		1768	516	272	95	21	28	252	182	244	737	.417			52							
1994	.307		2084	640	436	127	31	41	400	240	312	952	.457			63							
1995	.306		1995	610	428	125	20	42	370	243	358	901	.452			69							
1996	.306		1980	605	438	127	21	45	374	258	347	909	.459			87							
1997	.328		1947	638	493	142	27	70	439	237	389	1044	.536			77							
1998	.303		1688	511	355	103	14	31	324	208	347	735	.435			28							
1999	.351		1855	652	422	157	17	35	387	193	308	948	.511			41							
2000	.312		1819	567	366	113	11	38	325	241	370	816	.449			37							
2001	.266		1855	493	298	82	9	30	267	241	432	683	.368			59							
2002	.286	58	2038	582	364	118	12	30	310	209	429	814	.399	.369	.768	105	148	.709	21	39	73	12	
2003	.334	58	2081	695	443	121	19	63	395	175	352	352	.501	.399	.900	40	79	.506	34	36	72	28	
2004	.291	57	2018	587	361	126	10	44	330	218	415	865	.429	.376	.805	50	71	.704	18	28	67	36	
2005	.277	55	1901	527	322	110	12	33	281	189	407	760	.400	.361	.761	61	86	.709	12	35	67	41	
2006	.298	54	1857	554	328	109	14	22	297	203	326	757	.408	.379	.787	83	115	.722	31	56	56	39	
2007	.291	59	2007	584	374	122	7	52	343	252	448	876	.436	.377	.813	40	64	.625	28	48	42	28	
2008	.269	54	1876	504	282	89	15	28	251	168	412	697	.372	.339	.711	60	85	.706	20	39	43	24	
2009	.294	53	1880	347	347	133	15	36	314	179	267	824	.438	.361	.799	56	73	.767	35	33	37	28	




Jason Clark drove in a Highlanders record 72 runs during the 1997 season - a year in which UCR set the team mark for RBIs with 439.

UC Riverside Records

Team Year-By-Year Pitching Totals

Year	WPct	W	L	Sv	ERA	BB	K	IP	CG	SHO
1971	.395	17	26	2	4.72	191	164	373.2	20	1
1972	Not Available									
1973	.340	17	33	2	3.30	190	269	430.1	28	5
1974	.364	16	28	0	4.49	153	212	381.2	0	2
1975	.538	28	24	0	4.60	239	236	457.2	17	1
1976	.531	26	23	0	4.39	203	271	428.2	22	2
1977	.766	36	11	0	3.10	145	251	383.2	0	0
1978	.415	22	31	4	4.93	210	298	453.0	17	1
1979	.550	33	27	4	5.23	242	248	526.1	23	1
1980	.571	28	21	3	5.61	185	272	412.0	15	3
1981	.629	39	23	6	4.31	274	305	534.2	23	2
1982	.603	31	23	3	3.77	180	252	508.0	33	0
1983	.564	28	24	4	4.10	192	266	478.2	28	2
1984	.491	25	29	10	4.85	230	268	495.0	13	0
1985	.472	30	28	5	4.79	222	272	460.2	17	0
1986	.577	30	22	5	5.18	209	279	442.2	21	2
1987	.558	29	23	7	5.87	227	265	456.2	6	0
1988	.537	29	25	6	5.38	206	240	453.2	9	0
1989	.481	25	27	10	5.20	211	264	465.1	10	0
1990	.684	39	18	13	5.10	237	306	504.2	5	2
1991	.603	38	25	21	4.38	217	325	563.3	5	0
1992	.596	34	23	10	4.30	172	371	490.0	15	5
1993	.415	22	31	2	5.13	152	294	442.0	15	2
1994	.661	41	21	14	4.33	139	301	524.1	11	4
1995	.729	43	16	19	3.28	93	316	513.0	6	8
1996	.754	43	14	14	3.44	168	339	499.1	8	5
1997	.722	39	15	9	4.97	201	362	470.2	15	3
1998	.449	22	27	5	5.91	174	341	421.2	5	1
1999	.588	30	21	5	5.21	162	327	436.2	7	2
2000	.566	30	23	9	4.23	146	329	451.1	13	0
2001	.352	19	35	5	7.88	230	272	455.0	6	3
2002	.517	30	28	4	4.96	199	441	521.0	12	2
2003	.414	41	17	9	4.71	184	422	518.0	7	1
2004	.579	33	24	11	4.65	179	377	505.0	5	2
2005	.509	28	27	6	4.84	178	336	485.1	8	2
2006	.537	29	25	13	4.32	159	399	487.2	3	3
2007	.644	38	21	10	3.68	190	465	523.1	9	3
2008	.389	21	33	10	6.36	140	319	475.1	4	2
2009	.623	33	20	13	4.22	127	342	479.2	4	4



George Wise's 13 saves in 1996 are still the UCR benchmark.

Individual Single-Game Records

Records incomplete from 1969-1999

NCAA Division I records begin in the 2002 season

At Bats

- 10 Tom Copeland vs. Redlands 1979
- 7 Several Occasions, Most Recently
Ryan Goetz vs. CSU Bakersfield 4/11/09
Michael Hur vs. CSU Bakersfield 4/11/09
Carl Uhl vs. CSU Bakersfield 4/11/09

Runs Scored

- 5 Aaron Grant at UCSB 4/8/06
- 5 Brian Wahlbrink vs. Sac. St. 3/22/03
- 5 Matt Davis vs. Cal Poly Pomona 1990
- 5 Jeff Stevens vs. UC Davis 1995
- 5 Tom Copeland vs. Seton Hall 1980

Runs Scored (Division I)

- 5 Aaron Grant at UCSB 4/8/06
- 5 Brian Wahlbrink vs. Sac. State 3/22/03
- 4 Several Occasions, Most Recently
Michael Hur vs. UCLA 4/21/09

Most Hits

- 6 David White vs. Chico State 1996
- Andy Owen vs. Chapman 1994
- Tom Copeland vs. Cal Baptist 1981
- 5 Aaron Wible vs. Pacific 5/3/08
Brian Wahlbrink vs. Sac. State 3/22/03
Tony Festa at UCSB 3/16/03
Tony Festa at UCLA 3/12/03
Michael Salazar vs. Sonoma St. 5/6/00

Most Hits (Division I)

- 5 Aaron Wible vs. Pacific 5/3/08
- 5 Brian Wahlbrink vs. Sac. State 3/22/03
- 5 Tony Festa at UCSB 3/16/03
- 5 Tony Festa at UCLA 3/12/03
- 4 Several Occasions, Most Recently
Michael Hur vs. UCSB 5/16/09

Most Doubles

- 4 Patrick Ojeil vs. Chico State 1995
- Ruben Ayala vs. Jacksonville 1991
- 4 Paul Moralez vs. Arizona 1984
- 3 Several Occasions, Most Recently
Ryan Goetz vs. UC Davis 5/8/09

Most Doubles (Division I)

- 3 Several Occasions, Most Recently
Ryan Goetz vs. UC Davis 5/8/09

Most Triples

- 2 Brett Bigler at UCSB 4/7/06
- Brett Bigler vs. Pacific 4/29/05
- Ty Murphy 1989
- Rick Rodriguez 1981
- Mark Sheehy 1979
- Nate Quarles 1977
- Jeff Carsley 1977
- Doug Smith 1975
- Jim Draper 1975

Most Triples (Division I)

- 2 Brett Bigler at UCSB 4/7/06
- Brett Bigler vs. Pacific 4/29/05

Most Home Runs

- 3 Patrick Ojeil vs. Southern Utah 1998
- 3 Andy Owen vs. Coll. of the SW 3/26/92
- 3 Andy Owen vs. CSUSB 2/18/92
- 3 Matt Held vs. Oral Roberts 1983
- 2 Several Occasions, Most Recently
Aaron Wible vs. UCSB 5/5/07

Most Home Runs (Division I)

- 2 Aaron Wible vs. UCSB 5/5/07
- Nick Salotti vs. USF 2/18/07
- Matt Cunningham at Cal Poly 5/21/05
- Matt Cunningham vs. USC 3/8/05
- Brian Emmons vs. CSUN 2/21/03
- Kevin Mangels vs. USF 2/1/03
- Jimmy Anderson at USD 2/15/02

Most RBI

- 8 Andy Owen vs. CSUSB 1992
- 7 Andrew Martinez vs. Pacific 4/29/05
- 7 Andrew Martinez vs. CSUN 4/24/05
- 7 Matt Cunningham at USC 3/1/05
- 6 Matt Cunningham at USF 2/28/03
- 6 Adam Seuss at Sac. State 3/25/01

Most RBI (Division I)

- 7 Andrew Martinez vs. Pacific 4/29/05
- 7 Andrew Martinez vs. CSUN 4/24/05
- 7 Matt Cunningham at USC 3/1/05
- 6 Matt Cunningham at USF 2/28/03
- 5 Several Occasions, Most Recently
Carl Uhl vs. Columbia 3/15/09



Andrew Martinez twice drove in seven runs in a game - the second most in the history of the program and the most since the transition to Division I.

UC Riverside Records

Individual Single-Game Records . . . Continued

Most Walks

1.	4	Brett Bigler vs. LBSU	5/20/06
	4	Brian Emmons vs. USD	2/15/03
	4	Randy Blood at Sac. State	4/13/02
	4	Daniel Moore at CSULA	4/8/00

Most Stolen Bases

1.	5	Kim Allen vs. Stanford	1975
2.	4	Jimmy Anderson vs. UNLV	4/25/01
3.	3	Joey Gonzales vs. Pepperdine	5/20/08
	3	D.J. Hollingsworth vs. LBSU	5/20/06
	3	Brett Bigler vs. UC Davis	3/31/06
	3	Brett Bigler vs. LMU	3/25/06
	3	Brett Bigler at Sac. State	3/12/05
	3	Brian Wahlbrink vs. Cal Poly	4/14/01

Most Stolen Bases (Division I only)

1.	3	Joey Gonzales vs. Pepperdine	5/20/08
	3	D.J. Hollingsworth vs. LBSU	5/20/06
	3	Brett Bigler vs. UC Davis	3/31/06
	3	Brett Bigler vs. LMU	3/25/06
	3	Brett Bigler at Sac. State	3/12/05

Most Strikeouts (Division I)

1.	15	James Simmons vs. USF	2/16/07
	15	Chris Smith vs. UC Irvine	5/25/02
3.	14	A.J. Shappi at Sac. State	4/12/02
4.	11	James Simmons vs. Pacific	5/4/07
	11	Marc Rzepeczynski vs. UC Davis	3/31/07
	11	Matt Thiessen at UCSB	5/5/02
	11	Chris Smith vs. Pacific	4/27/02

Most Walks Allowed

1.	10	Rick Rodriguez vs. CP Pomona	1981
2.	7	Julio Fernandez vs. CSUN	4/7/02
3.	6	Matt Thiessen vs. Oklahoma St.	2/18/02
	6	George Carralejo vs. USD	2/16/01

Most Innings Pitched


1.	14	Steve Glaum vs. Oregon State	1976
2.	10	Chris Smith at Pacific	5/13/01
3.	9.2	Steve Madril at UC Davis	4/21/00
4.	9.0	Several Occasions, Most Recently Paul Bargas vs. CSU Northridge	4/24/09

Most Putouts

1.	20	Ryan Goetz vs. CSUF	3/28/08
2.	18	Kevin Mangels at UCSB	3/16/03
3.	16	Jimmy Anderson vs. CSUSB	2/2/02
	16	Jeff Stevens vs. UCSD	3/16/00
5.	15	Several Occasions, Most Recently Brian McConkey vs. Pacific	5/2/09

Most Assists

1.	11	Drew Garcia vs. CSUF	3/28/08
	11	Drew Garcia vs. UC Davis	4/1/06
3.	10	Scott Powis vs. UC Irvine	5/16/03
4.	9	Trevor Hairgrove vs CSUB	4/11/09
	9	Drew Garcia at UCSB	4/9/06
	9	Randy Blood at USF	3/2/03



Chris Smith struckout a UCR record 15 batters on May 25, 2002 to establish the Highlanders single-game strikeout record. That total was later matched by James Simmons.

Team Single-Game Records

Most At Bats

1.	57	vs. CSU Bakersfield	4/11/09
2.	56	vs. Cal State Fullerton	3/28/08
3.	52	at Cal State Northridge	5/12/07
4.	51	UC Santa Barbara	5/13/05
5.	49	at UNLV	5/5/09
	49	Cal State Fullerton	3/29/08

Most Runs Scored

1.	26	Chico State	2/8/96
2.	25	Seton Hall	3/25/80
3.	23	Southern Utah	2/21/92
	23	at The Master's College	3/8/97
5.	22	vs. UNLV	5/5/09
	22	at Cal State San Bernardino	4/20/96
	22	Baker	3/25/95

Most Runs Scored (Division I)

1.	22	vs. UNLV	5/5/09
2.	21	Oregon State	2/23/02
3.	19	vs. Pacific	5/3/08
	19	at San Francisco	2/28/03
5.	18	at Cal State Northridge	5/12/07
	18	at Cal State Northridge	5/10/07
	18	UC Santa Barbara	4/13/03
	18	Cal State Northridge	4/25/04

Most Runs Allowed

1.	24	at Cal State Northridge	4/12/80
2.	23	San Diego	2/16/01
	23	at Cal State San Bernardino	3/25/97
	23	at Grand Canyon	2/5/91
5.	21	at USC	3/1/05
	21	BYU	3/27/84

Most Runs Allowed (Division I)

1.	21	at USC	3/1/05
2.	19	Washington	2/23/08
	19	Cal State Northridge	5/3/05
	19	Washington	4/9/05
5.	18	vs. Cal State Fullerton	3/28/09
	18	Pepperdine	5/20/08
	18	at UCLA	4/12/08

10+ Run Innings (Division I)

1.	14	Oregon State (8th)	2/23/02
2.	13	at Sacramento State (7th)	4/14/02
3.	12	Santa Clara (8th)	3/17/07

Most Hits

1.	27	Seton Hall	1980
2.	24	vs. UCLA	4/21/09
	24	vs. UNLV	5/5/09
	24	Santa Clara	3/17/07
	24	at Cal State Northridge	3/12/07

Most Hits Allowed

1.	26	at UCLA	4/12/08
2.	24	Pepperdine	5/20/08
	24	Oregon State	2/17/01
4.	23	Washington	2/23/08
	23	Utah	2/9/01

Most Doubles

1.	8	vs. UNLV	5/5/09
8	Cal State Northridge	5/17/05	
8	Redlands	1979	
3.	7	Several Occasions, Most Recently	
	vs. Columbia	3/15/09	

Most Triples

1.	4	The Master's	1997
4	Chapman	1981	
3.	3	Pacific	5/3/08
4.	2	Several Occasions, Most Recently	
	vs. UC Santa Barbara	5/16/09	

Most Home Runs

1.	6	Cal State Los Angeles	1992
2.	5	at Sacramento State	3/24/01
3.	4	Several Occasions, Most Recently	
	vs. UNLV	5/5/09	

Most Stolen Bases

1.	10	Cal State Dominguez Hills	1976
2.	7	at Sacramento State	3/12/05
	7	Oklahoma	3/2/02
4.	5	Several Occasions, Most Recently	
	vs. UC Davis	5/9/09	

Most Walks

1.	13	at UC Davis	3/31/07
2.	12	Nevada	2/2/07
3.	11	at San Diego State	2/24/07
	11	Long Beach State	5/20/06
	11	at Cal State Northridge	4/22/05
	11	at UC Davis	4/23/00
	11	Grand Canyon	4/15/00

Most Errors Committed

1.	6	San Diego	4/8/08
	6	UC Davis	3/24/05
3.	5	Several Occasions, Most Recently	
	vs. Columbia	3/15/09	

Longest Game (Innings)

1.	18	Chapman	1979
2.	17	Redlands	2/23/78
3.	16	at Cal State Fullerton	3/28/08
	16	at Cal State Dominguez Hills	2/14/76
5.	15	at CSU Bakersfield	4/11/09
	15	at Long Beach State	2/25/75

Longest Game By Time

1.	6:25	San Diego State	3/8/00
2.	4:57	at Cal State Fullerton(16 inn)	3/28/08
3.	4:50	at UC Irvine	5/26/02
		Cal Poly Pomona	2/19/00
5.	4:35	Cal State Fullerton (12 inn)	3/29/08
	4:35	Long Beach State	5/20/06
7.	4:34	at Cal State Fullerton	4/28/06
8.	4:33	at CSU Bakersfield (15 inn)	4/11/09
9.	4:32	at Santa Clara (13 inn.)	2/19/06
10.	4:30	Cal Poly	5/17/02

Longest Game By Time (9 Inn.)

1.	6:25	San Diego State	3/8/00
2.	4:50	at UC Irvine	5/26/02
		Cal Poly Pomona	2/19/00
4.	4:35	Long Beach State	5/20/06
5.	4:34	at Cal State Fullerton	4/28/06
6.	4:30	Cal Poly	5/17/02
7.	4:19	Cal State Northridge	4/7/02
8.	4:13	at UCLA	2/14/06
9.	4:08	San Diego	5/16/06
10.	4:05	UC San Diego	3/16/00

Shortest Game By Time

1.	1:41	UC Davis (7 inn.)	4/24/99
2.	1:45	at UC Davis	3/30/07
3.	1:45	Nevada (7 inn.)	2/12/05
4.	1:50	Cal State Los Angeles (7 inn.)	4/8/00
		Purdue (7 inn.)	3/16/01
6.	1:52	at UC Davis (7 inn.)	4/22/00
7.	1:58	at Nevada	3/9/08
8.	2:00	at Cal State San Bernardino	2/13/99
		at Chico State	3/12/99
10.	2:01	at Pacific	5/2/04
11.	2:02	Cal State Los Angeles	4/10/99

Shortest Game By Time (9 Inn.)

1.	1:45	at UC Davis	3/30/07
2.	1:58	at Nevada	3/9/08
3.	2:00	at Cal State San Bernardino	2/13/99
		at Chico State	3/12/99
5.	2:01	at Pacific	5/2/04
6.	2:02	Cal State Los Angeles	4/10/99
7.	2:03	at Chico State	3/13/99
8.	2:05	San Francisco State	3/6/99
9.	2:06	at Cal State Northridge	4/26/09
10.	2:07	vs. Gonzaga (N)	3/6/09

UC Riverside Records

Individual Single-Season Offensive & Defensive Records

At Bats

Player	Year	AB
1. Saugstad, Mark	1991	262
2. Wahlbrink, Brian	2003	258
3. Townsend, Chad	1991	253
4. Einhorn, Scott	1990	251
5. Ayala, Ruben	1991	247
6. Carsley, Jeff	1977	245
7. O'Dea, Brett	1991	240
8. Owen, Andy	1994	239
9. Anderson, Jimmy	2002	238
10. Pedroza, Jaime	2007	237

Games Played

Player	Year	GP
1. Saugstad, Mark	1991	64
2. Carsley, Jeff	1977	62
Lubratich, Steve	1977	62
O'Dea, Brett	1991	62
Townsend, Chad	1991	62
6. Radler, Jim	1991	61
Ayala, Ruben	1991	61
8. Owen, Andy	1994	60
Wherry, Cliff	1979	60
Smith, Curt	1981	60

Runs Scored

Player	Year	R
1. Clark, Jason	1997	69
2. Wahlbrink, Brian	2003	68
Wherry, Cliff	1979	68
4. Harvey, Ryan	2003	65
5. Sheehy, Mark	1979	63
Davis, Matt	1990	63
Noonan, Dion	1985	63
8. Carsley, Jeff	1977	59
Copeland, Tom	1980	59
O'Dea, Brett	1994	59
Doskocil, Darren	1997	59

Batting Average (Min. 100 at bats)


Player	Year	AVG (H-AB)
1. Teahen, Matt	1999	.456 (82-180)
2. Copeland, Tom	1980	.432 (83-192)
3. Dabney, Ty	1985	.426 (87-204)
4. Salazar, Mike	1999	.424 (84-198)
5. Carsley, Jeff	1977	.416 (102-245)
6. Finley, David	1986	.413 (86-208)
7. Harvey, Ryan	2003	.411 (97-236)
Gelfarb, Steve	1978	.411 (79-192)
9. Weber, Pete	1990	.409 (90-220)
Perkins, Kevin	1997	.409 (45-110)

Games Started

Player	Year	GS
1. Owen, Andy	1994	60
2. Wible, Aaron	2007	59
Pedroza, Jaime	2007	59
Kicherer, Shawn	1995	59
5. Seuss, Adam	2002	58
Anderson, Jimmy	2002	58
Moran, Tim	1995	58
8. O'Dea, Brett	1994	57
Festa, Tony	2002	57
Festa, Tony	2004	57

Hits

Player	Year	H
1. Carsley, Jeff	1977	102
2. Harvey, Ryan	2003	97
3. Wahlbrink, Brian	2003	95
Clark, Jason	1997	95
5. Sheehy, Mark	1979	93
6. Seuss, Adam	2002	92
7. Weber, Pete	1990	90
Saugstad, Mark	1991	90
9. Dabney, Ty	1985	87
Ayala, Ruben	1991	87



Ryan Harvey established Highlanders Division 1-era records in 2003 when he banded out 97 hits and posted a .411 batting average.

Doubles

Player	Year	2B
1. Stevens, Jeff	1999	28
2. Saugstad, Mark	1991	26
3. Seuss, Adam	1999	25
4. Doskocil, Darren	1996	24
Owen, Andy	1995	24
Ayala, Ruben	1991	24
7. Copeland, Tom	1979	23
8. Lubratich, Steve	1977	22
Seuss, Adam	2002	22
10. Weber, Pete	1990	21
Clark, Jason	1996	21
Pounders, Brad	1982	21

Triples

Player	Year	3B
1. Draper, Jim	1975	13
2. Wherry, Cliff	1979	10
3. Hunt, Ron	1979	8
Waymire, Jeff	1993	8
Smith, Curt	1981	8
6. Owen, Andy	1995	7
Owen, Andy	1994	7
Perkins, Kevin	1999	7
Smith, Curt	1982	7
10. Einhorn, Scott	1989	7

Home Runs

Player	Year	HR
1. Clark, Jason	1997	16
Pounders, Brad	1984	16
3. Saugstad, Mark	1990	15
Townsend, Chad	1992	15
5. Luker, Marc	1997	14
Sellick, John	1987	14
7. Pedroza, Jaime	2007	13
Moran, Tim	1996	13
Finley, David	1986	13
10. Moralez, Paul	1985	12
Moran, Tim	1995	12
Wahlbrink, Brian	2003	12

Runs Batted In

Player	Year	RBI
1. Clark, Jason	1997	72
2. Moran, Tim	1995	67
Dabney, Ty	1985	67
4. Weber, Pete	1990	65
5. Finley, David	1986	62
6. Owen, Andy	1994	61
7. Luker, Marc	1997	60
8. Moran, Tim	1996	59
Saugstad, Mark	1991	59
10. Townsend, Chad	1992	58
Carsley, Jeff	1977	58

Total Bases

Player	Year	TB
1. Clark, Jason	1997	171
2. Wahlbrink, Brian	2003	158
3. Weber, Pete	1990	148
4. Owen, Andy	1995	145
5. Carsley, Jeff	1977	143
6. Harvey, Ryan	2003	142
Saugstad, Mark	1991	142
8. Finley, David	1986	138
9. Pedroza, Jaime	2007	135
Pounders, Brad	1984	135

Slugging Percentage (Min. 100 at bats)

Player	Year	SLG%
1. Clark, Jason	1997	.722
2. Rodriguez, Rick	1981	.712
3. Owen, Andy	1995	.674
4. Weber, Pete	1990	.673
5. Finley, David	1986	.663
6. Moran, Tim	1996	.651
Copeland, Tom	1980	.651
8. Dabney, Ty	1985	.637
9. Saugstad, Mark	1990	.634
10. Pulido, Gilbert	1999	.627

On Base Percentage (Min. 100 at bats)

Player	Year	OB%
1. Teahen, Matt	1999	.549
2. Koh, Joe	1986	.509
3. Lombardi, Dominick	1998	.503
4. Copeland, Tom	1980	.502
5. Lombardi, Dominick	1997	.494
6. Owens-Bragg, Luke	1996	.492
7. Lowenstein, John	1968	.488
8. Teahen, Matt	2000	.487
9. Weber, Pete	1990	.482
10. Dabney, Ty	1985	.480

Walks

Player	Year	BB
1. Owens-Bragg, Luke	1996	62
2. Koh, Joe	1986	52
3. Bigler, Brett	2004	48
4. Price, Ben	2007	46
Wherry, Cliff	1979	46
6. Blood, Randy	2001	45
7. Copeland, Tom	1981	43
Festa, Tony	2002	43
9. Teahen, Matt	2000	42
Allen, Kim	1975	42

Hit by Pitch

Player	Year	HBP
1. Harvey, Ryan	2003	14
2. Festa, Tony	2003	13
Festa, Tony	2002	13
4. Steinmeyer, Brian	2006	12
Lubratich, Steve	1977	12
Steinmeyer, Brian	2004	12
Grant, Aaron	2005	12
8. Moran, Tim	1995	11
Wahlbrink, Brian	2002	11
Powis, Scott	2002	11
Cunningham, Matt	2004	11

Strikeouts

Player	Year	SO
1. Smith, Brandon	2001	67
2. Tavaglione, George	1998	63
3. Anderson, Jimmy	2002	59
4. Cummings, Richy	1997	56
Clark, Bob	1974	56
6. Samuelson, Mark	2007	55
7. Dunbar, Jeff	2007	54
Wahlbrink, Brian	2003	54
Townsend, Chad	1992	54
8. Doskocil, Darren	1996	53

Stolen Bases

Player	Year	SB
1. Allen, Kim	1975	57
2. Messner, John	1976	35
3. Sheehy, Mark	1979	33
4. Sheehy, Mark	1978	31
5. Bigler, Brett	2006	27
Koh, Joe	1986	27
7. Weber, Pete	1988	26
Smith, Curt	1982	26
9. Wherry, Cliff	1979	25
Draper, Jim	1975	25
Wahlbrink, Brian	2002	25

Put Outs

Player	Year	PO
1. Townsend, Chad	1991	649
2. Townsend, Chad	1992	567
3. Moran, Tim	1995	560
4. Ostrander, Logan	1988	538
5. Moran, Tim	1996	519
6. Moralez, Paul	1984	518
7. Ostrander, Logan	1990	512
8. Hunt, Ron	1979	494
9. Moralez, Paul	1983	459
10. Samuelson, Mark	2007	453

Assists

Player	Year	A
1. Saugstad, Mark	1991	217
2. Smith, Dave	1984	204
3. Waymire, Jeff	1993	200
4. Radler, Jim	1991	198
5. Wherry, Cliff	1979	196
6. Saugstad, Mark	1990	195
7. Blood, Randy	2003	191
8. Smith, Shawn	1983	190
9. Smith, Shawn	1982	178
10. Smith, Shawn	1981	172

Errors

Player	Year	E
1. Saugstad, Mark	1991	32
2. Wherry, Cliff	1979	30
3. Stempniak, Stu	1982	29
4. Pedroza, Jaime	2007	27
5. Doskocil, Darren	1995	26
6. Salazar, Mike	2000	24
7. Salazar, Mike	1999	23
8. Pounders, Brad	1983	22
Powis, Scott	2002	22
10. 5 tied at		21

UC Riverside Records

Individual Single-Season Pitching Records

Wins

Player	Year	W
1. Reis, Dale	1977	16
2. Wanzer, Scott	1982	13
Glaum, Steve	1977	13
4. Potestio, Frank	1986	12
Hudson, Bob	1980	12
6. Simmons, James	2007	11
Shappi, A.J.	2003	11
Rodriguez, Rick	1981	11
Lynes, Mike	1979	11
10. Applebee, Paul	2009	10
Torres, Jaymie	2003	10
Negro, Josh	1997	10
Carlson, Tim	1996	10
Eason, Mike	1995	10
Kirkreit, Daron	1992	10
Mierzwick, Bill	1982	10

Losses

Player	Year	L
1. Lance, Tom	1973	30
2. Lewis, Skeeter	1984	9
Vossler, Dan	1969	9
Carralejo, George	2001	9
Walker, Randy	1968	9
Smith, Chris	2001	9
7. Smith, Chris	2002	8
Knoll, Brian	1993	8
Gill, Ron	1974	8
Fisher, Mac	1973	8
Roberts, Steve	1971	8
Winter, Haley	2005	8

Appearances

Player	Year	APP
1. Tebbetts, Scott	1994	31
2. Penney, Stephen	2007	29
Strong, Joe	1984	29
4. Runzler, Dan	2006	28
5. Waite, Rob	2008	27
Hoff, Brian	2004	27
Winter, Haley	2003	27
Wise, George	1996	27
Wardle, Curt	1981	27
10. Stange, Daniel	2006	26
Tebbetts, Scott	1995	26

Games Started

Player	Year	GS
1. Wanzer, Scott	1982	20
2. Potestio, Frank	1986	19
3. Carralejo, George	2001	18
4. Simmons, James	2007	17
Smith, Chris	2002	17
Smith, Cary	1975	17
7. Simmons, James	2006	16
Winter, Haley	2005	16
Bills, Taylor	2005	16
Shappi, A.J.	2003	16
Torres, Jaymie	2003	16
Shappi, A.J.	2002	16
Billingsley, Grant	1994	16
Guerrero, Richard	1994	16
Jordan, Bill	1991	16
Richards, Tony	1991	16
Pierce, Doug	1989	16
Stull, Walt	1985	16
Lewis, Skeeter	1984	16
Wanzer, Scott	1983	16
Rodriguez, Rick	1981	16
Lynes, Mike	1979	16

Complete Games

Player	Year	CG
1. Wanzer, Scott	1982	17
2. Potestio, Frank	1986	13
3. Lance, Tom	1973	12
4. Lynes, Mike	1979	11
Arney, Jeff	1981	11
6. Mierzwick, Bill	1982	10
7. Wanzer, Scott	1983	9
Hudson, Bob	1980	9
Berndes, Scott	1973	9
10. Smith, Chris	2002	8
Rodriguez, Rick	1981	8
Kirkreit, Daron	1993	8
Mierzwick, Bill	1983	8
Glaum, Steve	1976	8
Roberts, Steve	1971	8

Saves


Player	Year	SV
1. Wise, George	1996	13
2. Kelly, Joseph	2009	12
Tebbetts, Scott	1994	12
4. Stange, Daniel	2006	11
5. Tebbetts, Scott	1995	9
Vigrass, John	1991	9
Hoff, Brian	2004	9
8. Gambs, Paul	1990	8
9. Pickowitz, Richard	1987	7
10. Kelly, Joseph	2008	6
Kelly, Joseph	2007	6
Strong, Joe	1984	6
Guerrero, Richard	1992	6

Innings Pitched

Player	Year	IP
1. Wanzer, Scott	1982	170.1
2. Reis, Dale	1977	152.0
3. Potestio, Frank	1986	150.2
4. Lynes, Mike	1979	142.1
5. Smith, Chris	2002	136.0
6. Pierce, Doug	1989	134.0
7. Arney, Jeff	1981	127.0
8. Mierzwick, Bill	1982	124.0
9. Simmons, James	2007	123.2
10. Smith, Cary	1974	121.0

ERA (Min. 35 innings)

Player	Year	ERA (IP)
1. Green, Steve	1990	1.16 (38.2)
2. Tebbetts, Scott	1994	1.71 (42.0)
3. Vossler, Dan	1969	1.80 (110.0)
4. Kirkreit, Daron	1992	2.21 (118.0)
5. Reis, Dale	1977	2.25 (152.0)
6. Wise, George	1995	2.33 (38.2)
7. Billingsley, Grant	1995	2.35 (99.2)
8. James Simmons	2007	2.40 (123.2)
9. Kirkreit, Daron	1991	2.47 (58.1)
10. Hudson, Bob	1980	2.52 (114.1)



A.J. Shappi's 13 wins in 2003 set the UC Riverside Division I standard.

Hits Allowed

Player	Year	HA
1. Wanzer, Scott	1982	194
2. Kent, Troy	1988	151
3. Pierce, Doug	1989	144
4. Lynes, Mike	1979	140
5. Reis, Dale	1977	138
6. Potestio, Frank	1986	137
Mierzwick, Bill	1982	137
8. Wanzer, Scott	1983	136
Smith, Cary	1975	136
10. Fernandez, Julio	2001	133

Runs Allowed

Player	Year	R
1. Carralejo, George	2001	89
2. Jordan, Bill	1991	84
Potestio, Frank	1985	84
4. Potestio, Frank	1986	81
5. Wanzer, Scott	1982	79
6. Kent, Troy	1988	78
7. Moyer, Joe	1975	76
Stull, Walt	1985	76
Moore, Ron	1985	76
10. Smith, Chris	2001	74
Lewis, Jim	1998	74
Lewis, Skeeter	1984	74
Mierzwick, Bill	1982	74

Earned Runs Allowed

Player	Year	ER
1. Carralejo, George	2001	72
2. Moore, Ron	1985	65
3. Fernandez, Julio	2002	63
Pierce, Doug	1989	63
5. Kent, Troy	1988	61
6. Guerrero, Richard	1994	60
Jordan, Bill	1991	60
Lewis, Skeeter	1984	60
Wanzer, Scott	1982	60
10. Smith, Chris	2001	59
Wanzer, Scott	1983	59
Smith, Cary	1975	59

Walks Allowed

Player	Year	BB
1. Rodriguez, Rick	1981	67
2. Show, Eric	1975	65
3. Stull, Walt	1985	60
4. Ward, Steve	1979	59
5. Carralejo, George	2001	58
Potestio, Frank	1986	58
7. Mierzwick, Bill	1982	54
Sullivan, Pat	1979	54
9. Show, Eric	1978	53
10. Moore, Ron	1985	52
Lance, Tom	1973	52

Strikeouts

Player	Year	SO
1. Smith, Chris	2002	127
2. Simmons, James	2007	116
3. Kirkreit, Daron	1993	112
4. Reis, Dale	1977	106
5. Potestio, Frank	1986	100
6. Kirkreit, Daron	1992	99
7. Hudson, Bob	1980	98
8. Vossler, Dan	1969	96
9. Simmons, James	2006	94
10. Shappi, A.J.	2003	92

Home Runs Allowed

Player	Year	HR
1. Pierce, Doug	1989	12
Clayton, Royal	1987	12
3. Simmons, James	2006	11
4. Bargas, Paul	2008	10
Carlson, Tim	1997	10
Jordan, Bill	1990	10
Sanders, Mike	1987	10
Potestio, Frank	1986	10
9. Simmons, James	2007	9
Spiker, Chad	2000	9
Madril, Steve	1998	9
Heinle, Dan	1986	9

Wild Pitches

Player	Year	WP
1. Carralejo, George	2001	12
Spiker, Chad	2001	12
3. Andriese, Matt	2009	11
Platt, Ryan	2008	11
Waite, Rob	2008	11
6. Larkins, Matt	2008	10
Smith, Chris	2002	10
Gillespie, Mark	1984	10
Stull, Walt	1984	10
Emerson, David	1979	10

Hit Batters

Player	Year	HBP
1. Fernandez, Julio	2002	22
2. Bills, Taylor	2006	19
Fernandez, Julio	2001	19
4. Torres, Jaymie	2003	17
5. Fernandez, Julio	2003	16
6. Shappi, AJ	2002	15
7. Smith, Chris	2002	14
Bills, Taylor	2005	14
9. Runzler, Dan	2007	13
Simmons, James	2006	13

Decisions

Player	Year	#
1. Wanzer, Scott	1982	19
2. Potestio, Frank	1986	18
3. Reis, Dale	1977	17
Glaum, Steve	1977	17
Smith, Chris	1977	17
6. Hudson, Bob	1980	16
7. Kirkreit, Daron	1992	15
Guerrero, Richard	1994	15
Stull, Walt	1985	15
Mierzwick, Bill	1982	15
Wanzer, Scott	1983	15
Smith, Cary	1974	15

Winning Percentage (Min. 6 wins)

Player	Year	Pct. (W-L)
1. Jones, Mike	1996	1.000 (9-0)
2. Heinle, Dan	1986	1.000 (6-0)
3. Reis, Dale	1977	.941 (16-1)
4. Negro, Josh	1997	.909 (10-1)
5. Thiessen, Matt	2002	.857 (6-1)
Rodriguez, Rick	1981	.846 (11-2)
7. Applebee, Paul	2009	.833 (10-2)
Torres, Jaymie	2003	.833 (10-2)
Carlson, Tim	1996	.833 (10-2)
10. Martinez, John	2004	.818 (9-2)
Billingsley, Grant	1995	.818 (9-2)

Most Shutouts

Player	Year	SO
1. Bob Hudson	1980	3
2. Several with		2

Strikeout/Walk Ratio (Min. 35 innings)

Player	Year	Ratio (SO/BB)
1. Simmons, James	2005	6.00 (24/4)
Eason, Mike	1995	6.00 (54/9)
3. Washburn, Ben	2000	5.73 (63/11)
4. Madril, Steve	1999	5.25 (63/12)
5. Bargas, Paul	2009	5.11 (46/9)
6. Simmons, James	2006	4.95 (94/19)
7. Guerrero, Richard	1995	4.67 (42/9)
8. Fernandez, Julio	2000	4.54 (59/13)
9. Smith, Chris	2002	3.97 (127/32)
10. Carlson, Tim	1996	3.90 (59/15)

UC Riverside Records

Team Single-Season Records

Most Wins

1.	43	(43-14)	1996
	43	(43-16)	1995
	43	(43-19)	1977
4.	41	(41-17)	2003
	41	(41-21)	1994
6.	39	(39-18)	1990
	39	(39-15)	1997
	39	(39-23)	1981
9.	38	(38-21)	2007
	38	(38-25-1)	1991

Fewest Wins

1.	16	(16-28)	1974
2.	17	(17-23)	1968
	17	(17-33-2)	1973
	17	(17-30)	1972
	17	(17-26-2)	1971
6.	19	(19-35)	2001
	19	(19-25)	1969
8.	21	(21-33)	2008
9.	22	(22-27)	1998
	22	(22-31)	1993
	22	(22-31)	1978

Most Losses

1.	35	(19-35)	2001
2.	33	(21-33)	2008
	33	(17-33-2)	1973
4.	31	(22-31)	1978
	31	(22-31)	1993
6.	29	(28-29)	1984
7.	28	(28-28)	2002
	28	(16-28)	1974
9.	27	(28-27)	2005
	27	(33-27)	1979
	27	(22-27)	1998

Highest Winning Percentage

1.	.754	(43-14)	1996
2.	.729	(43-16)	1995
3.	.722	(39-15)	1997
4.	.707	(41-17)	2003
5.	.693	(43-19)	1977
6.	.684	(39-18)	1990
7.	.661	(41-21)	1994
8.	.644	(38-21)	2007
9.	.620	(38-25-1)	1991
10.	.610	(36-23)	1982

Highest Batting Average

1.	.351	(652-1855)	1999
2.	.343	(518-1510)	1977
3.	.334	(695-2081)	2003
4.	.331	(611-1848)	1985
5.	.328	(638-1947)	1997
6.	.322	(530-1646)	1980
7.	.320	(592-1850)	1987
8.	.315	(642-2036)	1990
9.	.314	(650-2073)	1979
10.	.312	(567-1819)	2000

Lowest Batting Average

1.	.236	(383-1623)	1973
2.	.262	(361-1380)	1974
3.	.264	(375-1420)	1969
4.	.266	(493-1855)	2001
5.	.269	(504-1876)	2008
6.	.270	(323-1196)	1968
7.	.277	(527-1901)	2005
8.	.282	(498-1766)	1989
9.	.284	(496-1746)	1976
10.	.285	(562-1972)	2002

Highest Slugging Pct.

1.	.536	(1947 AB)	1997
2.	.511	(1855 AB)	1999
3.	.505	(1741 AB)	1986
4.	.502	(1850 AB)	1987
5.	.501	(2081 AB)	2003
6.	.501	(1510 AB)	1977
7.	.497	(1848 AB)	1985
8.	.483	(1646 AB)	1980
9.	.472	(2036 AB)	1990
10.	.467	(2073 AB)	1979

Highest On Base Pct.

1.	.419	(1855 AB)	1999
2.	.415	(1741 AB)	1986
3.	.409	(1947 AB)	1997
4.	.403	(1646 AB)	1980
5.	.402	(1848 AB)	1985
6.	.402	(1510 AB)	1977
7.	.402	(2073 AB)	1979
8.	.400	(1790 AB)	1988
9.	.399	(1819 AB)	2000
10.	.399	(2081 AB)	2003

Most Games Played

1.	62	1977
	62	1994
	62	1991
4.	61	1979
5.	60	1981
6.	59	2007
	59	1982
	59	1995
9.	58	2003
	58	1984

Most At Bats

1.	2295	1991
2.	2084	1994
3.	2081	2003
4.	2073	1979
5.	2036	1990
6.	2018	2004
	2018	1981
8.	2007	2007
9.	1991	1984
10.	1980	1996

Most Runs Scored

1.	493	1997
2.	443	2003
3.	438	1994
4.	438	1996
5.	426	1995
6.	422	1999
7.	416	1990
8.	415	1979
9.	409	1986
10.	398	1991

Most Hits

1.	711	1991
2.	695	2003
3.	652	1999
4.	650	1979
5.	642	1990
6.	640	1994
7.	638	1997
8.	615	1981
9.	611	1985
10.	605	1996

Most Doubles


1.	157	1999
2.	149	1991
3.	142	1997
4.	133	2009
5.	130	1979
6.	129	1990
7.	127	1996
	127	1994
9.	126	2004
10.	122	2007

Most Triples

1.	45	1979
2.	31	1994
3.	27	1997
4.	27	1978
5.	26	1990
6.	25	1984
7.	23	1981
8.	22	1975
9.	22	1977
10.	21	1993

Most Home Runs

1.	72	1986
2.	70	1997
3.	64	1987
4.	63	2003
5.	57	1985
6.	52	2007
	52	1984
8.	49	1983
9.	46	1992
	46	1990



Brian Wahlbrink scored a Division I-era record 68 runs during the 2003 season.

Most Runs Batted In

1.	4391997
2.	4001994
3.	3952003
4.	3871999
5.	3741996
6.	3701986
7.	3681995
8.	3671990
9.	3651991
10.	3611979

Most Walks

1.	3061979
2.	3051981
3.	2901986
4.	2581996
5.	2531988
6.	2522007
7.	2501992
8.	2421995
	2421994
10.	2412000
	2412001

Most Times Struck Out

1.	4482007
2.	4322001
3.	4202002
4.	4152004
5.	4122008
6.	4072005
7.	3891997
8.	3702000
9.	3691991
10.	3561989

Most Stolen Bases

1.	133	(133-133).....1976
2.	118	(118-118).....1979
3.	111	(111-111).....1975
4.	101	(101-142).....2002
5.	89	(89-89).....1978
6.	87	(87-87).....1982
7.	87	(87-107).....1996
8.	84	(84-123).....1988
9.	83	(83-115).....2006
10.	77	(77-103).....1997

Lowest Earned Run Average

1.	3.10	(383.2 IP).....1977
2.	3.28	(513.0 IP).....1995
3.	3.30	(430.1 IP).....1973
4.	3.44	(499.1 IP).....1996
5.	3.68	(523.1 IP).....2007
6.	3.77	(508.0 IP).....1982
7.	3.86	(361.0 IP).....1969
8.	4.09	(479.2 IP).....1983
9.	4.20	(516.2 IP).....1981
10.	4.22	(479.2 IP).....2009

Highest Earned Run Average

1.	7.88	(466.0 IP).....2001
2.	6.36	(475.1 IP).....2008
3.	5.91	(421.2 IP).....1998
4.	5.87	(456.2 IP).....1987
5.	5.61	(411.0 IP).....1980
6.	5.44	(451.1 IP).....2000
7.	5.38	(453.2 IP).....1988
8.	5.24	(445.0 IP).....1989
9.	5.23	(526.1 IP).....1979
10.	5.21	(436.2 IP).....1999

Most Saves

1.	211991
2.	191995
3.	141996
	141994
5.	132009
	132006
	131990
8.	112004
9.	102008
	102007
	101984

Most Complete Games

1.	331982
2.	281983
	281973
4.	231979
	231981
6.	221976
7.	211986
8.	171975
	171985
.	171978

Most Shutouts

1.	81995
2.	51992
	51996
4.	42009
	41994
6.	32007
	32006
	31997
	32001
10.	21999
	22004
	21986

Innings Pitched

1.	563.11991
2.	526.11979
3.	524.01994
4.	523.12007
5.	518.02003
6.	516.21981
7.	513.01995
8.	508.01982
9.	505.02004
10.	504.21990

Most Hits Allowed

1.	7242001
2.	6552008
3.	6341991
4.	6191979
5.	5952000
6.	5872003
7.	5861988
8.	5821994
9.	5801984
10.	5792004

UC Riverside Records

Team Single-Season Records . . . Continued

Fewest Hits Allowed

1.	3581969
2.	3701977
3.	3781968
4.	3931973
5.	4161974
6.	4311976
7.	4891975
8.	4971981
9.	5021980
10.	5081992

Most Runs Allowed

1.	4742001
2.	3952008
3.	3721991
	3721979
5.	3631987
6.	3581985
7.	3541988
8.	3472002
9.	3431978
10.	3382000

Fewest Runs Allowed

1.	1621977
2.	1641968
3.	2131969
4.	2241973
5.	2331974
6.	2481996
7.	2511995
8.	2561976
9.	2722009
10.	2831983

Most Walks Allowed

1.	2591981
2.	2421979
3.	2391975
4.	2371990
5.	2302001
6.	2291984
7.	2271987
8.	2221985
9.	2171991
10.	2091978

Fewest Walks Allowed

1.	931995
2.	1272009
3.	1391994
4.	1402008
5.	1441968
6.	1451977
7.	1462000
8.	1521993
9.	1541974
10.	1592006

Most Strikeouts

1.	4652007
2.	4272002
3.	4222003
4.	3992006
5.	3772004
6.	3711992
7.	3621997
8.	3422009
9.	3411998
10.	3391996

Most Home Runs Allowed

1.	561987
2.	532001
3.	462008
4.	441986
5.	401991
6.	381989
7.	371988
8.	371990
9.	322004
10.	321984

Fewest Home Runs Allowed

1.	152005
2.	191993
	191996
4.	221992
5.	232007
6.	261994
7.	272002
8.	282003
	281999
10.	292009
	292006

Highest Fielding Percentage

1.	.976	(1483-597-51).....1990
2.	.972	(1554-628-62).....2003
3.	.970	(1439-633-65).....2009
4.	.969	(1482-601-66).....1981
5.	.967	(1426-607-69).....2008

Most Putouts

1.	16641991
2.	15702007
3.	15661994
4.	15551979
5.	15542003

Fewest Putouts

1.	11341976
2.	12191980
3.	12581985
4.	12681998
5.	12711986

Most Assists

1.	7061991
2.	6631984
3.	6481973
4.	6461994
5.	6451983

Most Errors

1.	1071979
2.	1061995
3.	1051978
4.	1031991
5.	991998

Fewest Errors

1.	511990
2.	622003
3.	652009
4.	661981
5.	681987

Most Double Plays Turned

1.	661997
2.	622001
3.	511995
4.	472006
5.	462008
	462002

Fewest Stolen Bases Against

1.	412009
	412005
2.	421999
3.	442003
4.	492004
5.	512002

Individual Career Offensive Records

At Bats

Player	Years	AB
1. Owen, Andy	1992-95	844
2. Seuss, Adam	1999-02	831
3. Smith, Curt	1981-84	811
4. Blood, Randy	2000-03	805
5. Young, Mark	1984-87	789
6. Saugstad, Mark	1989-92	785
7. Copeland, Tom	1978-81	749
8. Smith, Shawn	1980-83	698
9. Powis, Scott	2001-04	697
10. Duskocil, Darren	1993, 95-97	693

Batting Average (Min. 250 at bats)

Player	Years	AVG
1. Salazar, Mike	1999-2000	.398 (166-417)
2. Carsley, Jeff	1976-77	.394 (172-436)
3. Lombardi, Dominick	1997-98	.386 (108-280)
4. Gelfarb, Steve	1977-78	.382 (150-393)
5. Williams, Mike	1985-89	.378 (128-339)
6. Dabney, Ty	1981, 83-85	.369 (250-678)
7. Perkins, Kevin	1996-99	.368 (217-589)
Clark, Jason	1996-97	.368 (167-454)
9. Stevens, Jeff	1997-2000	.367 (235-640)
10. Teahen, Matt	1998-2001	.365 (224-614)

Games Played

Player	Years	GP
1. Blood, Randy	2000-03	221
2. Owen, Andy	1992-95	215
3. Saugstad, Mark	1989-92	210
Seuss, Adam	1999-02	210
5. Smith, Curt	1981-84	208
6. Young, Mark	1984-87	202
7. Stempniak, Stu	1979-82	201
8. Powis, Scott	2001-04	200
9. Copeland, Tom	1978-81	196
10. Steinmeyer, Brian	2003-06	192

Games Started


Player	Years	GS
1. Blood, Randy	2000-03	217
2. Owen, Andy	1992-95	208
3. Seuss, Adam	1999-02	204
4. Powis, Scott	2001-04	186
5. Steinmeyer, Brian	2003-06	185
Duskocil, Darren	1993, 95-97	178
7. Festa, Tony	2002-04	172
8. Teahen, Matt	1998-01	165
9. Carl Uhl	2006-09	163
10. Bigler, Brett	2004-06	161
Wahlbrink, Brian	2001-03	161

Runs Scored

Player	Years	R
1. Copeland, Tom	1978-81	179
2. Owen, Andy	1992-95	174
3. Smith, Curt	1981-84	173
4. Carl Uhl	2006-09	171
5. Duskocil, Darren	1993, 95-97	170
6. Young, Mark	1984-87	168
7. Blood, Randy	2000-03	162
8. Seuss, Adam	1999-02	159
Wahlbrink, Brian	2001-03	159
10. Weber, Pete	1986-90	157

Hits

Player	Years	H
1. Owen, Andy	1992-95	293
2. Seuss, Adam	1999-02	278
3. Copeland, Tom	1978-81	273
Smith, Curt	1981-84	273
5. Blood, Randy	2000-03	255
6. Dabney, Ty	1981, 83-85	250
7. Young, Mark	1984-87	249
8. Saugstad, Mark	1989-92	243
9. Weber, Pete	1986-90	238
10. Stevens, Jeff	1997-00	235



Mike Salazar's career batting average of .398 is the highest in UC Riverside history.

UC Riverside Records

Individual Career Offensive & Fielding Records

Doubles

Player	Years	2B
1. Seuss, Adam	1999-02	69
2. Owen, Andy	1992-95	64
3. Stevens, Jeff	1997-00	60
4. Doskocil, Darren	1993, 95-97	58
5. Saugstad, Mark	1989-92	57
6. Salotti, Nick	2003-07	55
7. Blood, Randy	2000-03	53
8. Copeland, Tom	1978-81	51
9. Dabney, Ty	1981, 83-85	48
10. Pounders, Brad	1982-84	45
Wahlbrink, Brian	2001-03	45

Triples

Player	Years	3B
1. Smith, Curt	1981-84	21
2. Owen, Andy	1992-95	20
3. Draper, Jim	1974-75	19
4. Weber, Pete	1986-90	13
Einhorn, Scott	1989-90	13
6. Perkins, Kevin	1996-99	11
Young, Mark	1984-87	11
Goodale, Jeff	1987-89	11
Mork, Dennis	1978-79	11
10. Doskocil, Darren	1993, 95-97	10
Copeland, Tom	1978-81	10
Hunt, Ron	1979-80	10
Koh, Joe	1984-87	10
Wherry, Cliff	1979	10

Homers

Player	Year	HR
1. Pounders, Brad	1982-84	30
2. Young, Mark	1984-87	28
3. Saugstad, Mark	1989-92	27
Townsend, Chad	1990-92	27
5. Owen, Andy	1992-95	25
Moran, Tim	1995-96	25
Tavaglione, George	1997-00	25
8. Weber, Pete	1986-90	24
Sarina, John	1983, 85-87	24
10. Dabney, Ty	1981, 83-85	22
Clark, Jason	1996-97	22
Smith, Tom	1979-82	22

RBI

Player	Years	RBI
1. Owen, Andy	1992-95	169
2. Seuss, Adam	1999-02	162
3. Saugstad, Mark	1989-92	160
4. Dabney, Ty	1981, 83-85	154
5. Stevens, Jeff	1997-00	152
6. Copeland, Tom	1978-81	151
7. Young, Mark	1984-87	148
8. Weber, Pete	1986-90	147
9. Blood, Randy	2000-03	140
10. Festa, Tony	2002-04	138

Total Bases

Player	Years	TB
1. Owen, Andy	1992-95	472
2. Smith, Curt	1981-84	410
3. Saugstad, Mark	1989-92	395
4. Seuss, Adam	1999-02	393
5. Young, Mark	1984-87	392
6. Copeland, Tom	1978-81	389
7. Dabney, Ty	1981, 83-85	380
Weber, Pete	1986-90	380
9. Blood, Randy	2000-03	365
10. Stevens, Jeff	1997-00	362

Slugging Percentage (Min. 250 at bats)

Player	Years	SLG %
1. Clark, Jason	1996-97	.621
2. Moran, Tim	1995-96	.615
3. Finley, David	1986-87	.600
4. Mork, Dennis	1978-79	.571
5. Stevens, Jeff	1997-00	.566
6. Weber, Pete	1986-90	.562
7. Dabney, Ty	1981, 83-85	.560
8. Owen, Andy	1992-95	.559
9. Salazar, Mike	1999-00	.552
10. Pounders, Brad	1982-84	.551

On Base Percentage (Min. 250 at bats)

Player	Years	OB %
1. Lombardi, Dominick	1997-98	.499
2. Teahen, Matt	1998-01	.467
Koh, Joe	1984-87	.467
Williams, Mike	1985-89	.467
5. Festa, Tony	2002-04	.466
6. Copeland, Tom	1978-81	.456
7. Salazar, Mike	1999-00	.445
8. Dabney, Ty	1981, 83-85	.440
9. Hunt, Ron	1979-80	.439
10. Bigler, Brett	2004-06	.436
Weber, Pete	1986-90	.436
Owens-Bragg, Luke	1995-96	.436

Walks

Player	Years	BB
1. Blood, Randy	2000-03	150
2. Copeland, Tom	1978-81	127
3. Koh, Joe	1984-87	124
4. Bigler, Brett	2004-06	110
5. Teahen, Matt	1998-01	109
6. Young, Mark	1984-87	104
7. Stempniak, Stu	1979-82	102
Festa, Tony	2002-04	102
9. Owens-Bragg, Luke	1995-96	98
Smith, Curt	1981-84	98
McMackin, Rex	1991-93	98

Hit by Pitch

Player	Years	HBP
1. Steinmeyer, Brian	2003-06	34
Festa, Tony	2002-04	34
3. Powis, Scott	2001-04	29
4. Barratt, Kyle	2004-07	25
5. Cunningham, Matt	2003-05	23
6. Wahlbrink, Brian	2001-03	22
7. Garcia, Drew	2005-08	21
Moran, Tim	1995-96	21
9. Pulido, Gilbert	1997-00	20
10. Grant, Aaron	2003-06	18
Blood, Randy	2000-03	18
Doyle, Jim	1993-96	18

Strike Outs

Players	Years	SO
1. Tavaglione, George	1997-00	191
2. Barratt, Kyle	2004-07	169
3. Doskocil, Darren	1993, 95-97	165
4. Anderson, Jimmy	2000-02	147
5. Blood, Randy	2000-03	135
6. Saugstad, Mark	1989-92	130
Pounders, Brad	1982-84	130
8. Salotti, Nick	2003-07	128
Smith, Curt	1981-84	128
10. Teahen, Matt	1998-01	127
Wahlbrink, Brian	2001-03	127

Stolen Bases

Players	Years	SB
1. Allen, Kim	1973-75	78
2. Smith, Curt	1981-84	64
Sheehy, Mark	1978-79	64
4. Weber, Pete	1986-90	62
Koh, Joe	1984-87	62
6. Young, Mark	1984-87	59
7. Bigler, Brett	2004-06	58
8. Carl Uhl	2006-09	57
9. Wahlbrink, Brian	2001-03	49
10. Owen, Andy	1992-95	43

Put Outs

Player	Years	PO
1. Ostrander, Logan	1987-90	1,468
2. Moralez, Paul	1983-85	1,305
3. Townsend, Chad	1990-92	1,262
4. Moran, Tim	1995-96	1,079
5. Tavaglione, George	1997-00	910

Assists

Player	Years	A
1. Blood, Randy	2000-03	645
2. Saugstad, Mark	1989-92	620
3. Smith, Shawn	1980-83	601
4. Powis, Scott	2001-04	543
5. Stempniak, Stu	1979-82	464

Errors

Player	Years	E
1. Saugstad, Mark	1989-92	77
2. Stempniak, Stu	1979-82	70
3. Doskocil, Darren	1993, 95-97	68
4. Steinmeyer, Brian	2003-06	59
5. Pedroza, Jaime	2005-07	57

Individual Career Pitching Records

Wins

Player	Years	W
1. Eason, Mike	1993-96	29
2. Jordan, Bill	1989-92	26
3. Shappi, A.J.	2002-04	25
4. Carlson, Tim	1994-97	24
5. Simmons, James	2005-07	23
Guerrero, Richard	1992-95	23
Wiseman, Tim	1980-83	23
8. Madril, Steve	1997-2000	22
Reis, Dale	1976-77	22
10. Kirkreit, Daron	1991-93	21
Wanzer, Scott	1982-83	21

Losses

Player	Years	L
1. Show, Eric	1975-78	22
Vossler, Dan	1968-69	22
3. Fernandez, Julio	2000-03	20
4. Winter, Haley	2003-06	18
Smith, Chris	2000-02	18
6. Jordan, Bill	1989-92	15
Madril, Steve	1997-2000	15
8. Bills, Taylor	2004-07	14
Moore, Ron	1982, 84-86	14
Fisher, Mac	1973-74	14

Appearances

Player	Years	APP
1. Winter, Haley	2003-06	77
2. Green, Steve	1987-91	73
3. Hoff, Brian	2001-04	71
4. Bills, Taylor	2004-07	68
5. Guerrero, Richard	1992-95	67
Fernandez, Julio	2000-03	67
7. Jordan, Bill	1989-92	66
8. Rzepczynski, Marc	2004-07	64
9. Wiseman, Tim	1980-83	61
10. Tennison, Tom	1990-93	60
Carlson, Tim	1994-97	60

Games Started

Player	Years	GS
1. Jordan, Bill	1989-92	55
2. Madril, Steve	1997-2000	48
Fernandez, Julio	2000-03	48
4. Eason, Mike	1993-96	46
Shappi, A.J.	2002-04	46
6. Carlson, Tim	1994-97	44
7. Winter, Haley	2003-06	42
8. Wiseman, Tim	1980-83	40
9. Simmons, James	2005-07	39
10. Kirkreit, Daron	1991-93	36
Wanzer, Scott	1982-83	36

Complete Games

Player	Years	CG
1. Wanzer, Scott	1982-83	26
2. Potestio, Frank	1985-86	18
Mierzwick, Bill	1982-83	18
4. Wiseman, Tim	1980-83	15
Kirkreit, Daron	1991-93	15
6. Show, Eric	1975-78	14
Arney, Jeff	1980-81	14
8. Madril, Steve	1997-2000	12
Lynes, Mike	1978-79	12
Lance, Tom	1973	12

Saves

Player	Years	SV
1. Joseph Kelly	2007-09	24
2. Tebbetts, Scott	1994-95	21
3. Wise, George	1995-96	18
4. Hoff, Brian	2001-04	15
5. Stange, Daniel	2004-06	12
6. Green, Steve	1987-1991	10
7. Vigrass, John	1991-92	9
8. Pickowitz, Richard	1986-89	8
Gamb, Paul	1990-91	8
10. Guerrero, Richard	1992-95	6
Strong, Joe	1984	6

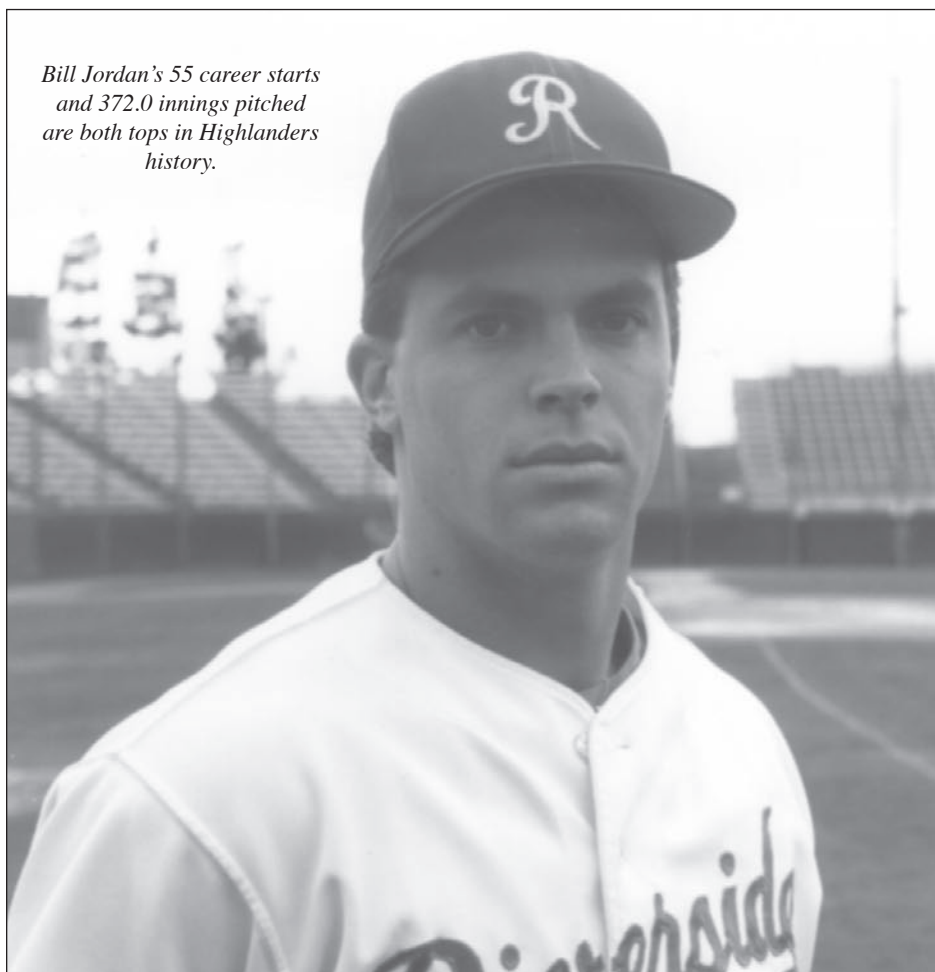
Innings Pitched

Player	Years	IP
1. Jordan, Bill	1989-92	372.0
2. Fernandez, Julio	2000-03	336.1
3. Shappi, A.J.	2002-04	307.2
4. Eason, Mike	1993-96	328.0
5. Madril, Steve	1997-2000	309.0
6. Wiseman, Tim	1980-83	307.0
7. Winter, Haley	2003-06	299.2
8. Carlson, Tim	1994-97	294.0
9. Wanzer, Scott	1982-83	289.0
10. Show, Eric	1975-78	279.0
Kirkreit, Daron	1991-93	279.0

ERA (Min. 90 Innings)

Player	Years	ERA (IP)
1. Hudson, Bob	1980	2.52 (114.1)
2. Kirkreit, Daron	1991-93	2.61 (279.1)
3. James Simmons	2005-07	2.70 (269.2)
4. Vossler, Dan	1968-69	2.78 (223.2)
5. Reis, Dale	1976-77	2.88 (243.1)
6. Billingsley, Grant	1994-95	2.98 (205.2)
7. Berndes, Scott	1973	3.09 (105.0)
8. Lance, Tom	1973	3.17 (119.1)
Nall, John	1995-96	3.17 (102.1)
10. Potestio, Frank	1985-86	3.22 (240.1)

Bill Jordan's 55 career starts and 372.0 innings pitched are both tops in Highlanders history.



UC Riverside Records

Individual Career Pitching Records . . . continued

Hits Allowed

Player	Years	HA
1. Fernandez, Julio	2000-03	438
2. Jordan, Bill	1989-92	411
3. Eason, Mike	1993-96	381
4. Winter, Haley	2003-06	369
5. Wiseman, Tim	1980-83	353
6. Carlson, Tim	1994-97	350
7. Madril, Steve	1997-2000	332
8. Wanzer, Scott	1982-83	330
9. Shappi, A.J.	2002-04	320
10. Guerrero, Richard	1992-95	284

Runs Allowed

Player	Years	R
1. Jordan, Bill	1989-92	234
2. Fernandez, Julio	2000-03	224
3. Winter, Haley	2003-06	200
4. Show, Eric	1975-78	190
5. Wiseman, Tim	1980-83	187
6. Eason, Mike	1993-96	176
7. Carlson, Tim	1994-97	171
8. Smith, Chris	2000-02	167
9. Potestio, Frank	1985-86	165
10. Shappi, A.J.	2002-04	161

Earned Runs Allowed


Player	Years	ER
1. Fernandez, Julio	2000-03	203
2. Jordan, Bill	1989-92	186
3. Winter, Haley	2003-06	154
4. Wiseman, Tim	1980-83	149
5. Show, Eric	1975-78	146
6. Carlson, Tim	1994-97	140
7. Eason, Mike	1993-96	138
8. Guerrero, Richard	1992-95	135
9. Shappi, A.J.	2002-04	133
10. Tennison, Tom	1990-93	125

Walks Allowed

Player	Years	BB
1. Show, Eric	1975-78	205
2. Jordan, Bill	1989-92	127
3. Wiseman, Tim	1980-83	126
4. Fernandez, Julio	2000-03	103
5. Potestio, Frank	1985-86	102
6. Green, Steve	1987-1991	100
7. Stull, Walt	1984-85	98
8. Mierzwick, Bill	1982-83	94
9. Kirkreit, Daron	1991-93	94
10. Coopersmith, David	1987-90	93

Strikeouts

Player	Year	SO
1. Jordan, Bill	1989-92	264
2. Madril, Steve	1997-2000	251
3. Fernandez, Julio	2000-03	245
4. Kirkreit, Daron	1991-93	239
5. James Simmons	2005-07	234
6. Shappi, A.J.	2002-04	225
7. Winter, Haley	2003-06	214
8. Rzepczynski, Marc	2004-07	202
9. Carlson, Tim	1994-97	196
10. Show, Eric	1975-78	187



Dale Reis' career winning percentage of .846 is the highest in UCR history.

Homers Allowed

Player	Years	HR
1. Jordan, Bill	1989-92	26
2. Simmons, James	2005-07	22
3. Carlson, Tim	1994-97	22
4. Green, Steve	1987-1991	21
5. Spiker, Chad	1999-2001	19
6. Fernandez, Julio	2000-03	19
7. Shappi, A.J.	2002-04	18
8. Madril, Steve	1997-2000	17
9. Guerrero, Richard	1992-95	16
10. Pierce, Doug	1989-90	15

Wild Pitches

Player	Years	WP
1. Rzepczynski, Marc	2004-07	24
2. Bills, Taylor	2004-07	20
3. Spiker, Chad	1999-2001	20
4. Smith, Chris	2000-02	20
5. Fernandez, Julio	2000-03	20
6. Ryan Platt	2008-09	20
7. Washburn, Ben	1998-2000	19
8. Guerrero, Richard	1992-95	18
9. Jordan, Bill	1989-92	17
10. Show, Eric	1975-78	16

Hit Batters

Player	Years	HBP
1. Fernandez, Julio	2000-03	69
2. Bills, Taylor	2004-07	45
3. Torres, Jaymie	2002-04	32
4. Shappi, A.J.	2002-04	30
5. Runzler, Dan	2004-07	29
6. Winter, Haley	2003-06	28
7. Kirkreit, Daron	1991-93	28
8. Simmons, James	2005-07	26
9. Smith, Chris	2000-02	25
10. Rzepczynski, Marc	2004-07	23

Most Decisions

Player	Years	Dec
1. Jordan, Bill	1989-92	41
2. Eason, Mike	1993-96	40
3. Show, Eric	1975-78	40
4. Fernandez, Julio	2000-03	40
5. Madril, Steve	1997-2000	37
6. Shappi, A.J.	2002-04	35
7. Winter, Haley	2003-06	34
8. Kirkreit, Daron	1991-93	34
9. Wanzer, Scott	1982-83	34
10. Guerrero, Richard	1992-95	32
11. Wiseman, Tim	1980-83	32

Winning Percentage (Min. 10 wins)

Player	Years	Pct. (W-L)
1. Reis, Dale	1976-77	.846 (22-4)
2. Rodriguez, Rick	1981	.846 (11-2)
3. Negro, Josh	1996-97	.786 (11-3)
4. Carlson, Tim	1994-97	.774 (24-7)
5. Billingsley, Grant	1994-95	.762 (16-5)
6. Hudson, Bob	1980	.750 (12-4)
7. Eason, Mike	1993-96	.725 (29-11)
8. Guerrero, Richard	1992-95	.719 (23-9)
9. Wiseman, Tim	1980-83	.719 (23-9)
10. Cody, Ron	1991-92	.714 (15-6)
11. Shappi, A.J.	2002-04	.714 (25-10)

Shutouts

Player	Years	SHO
1. Eason, Mike	1993-96	5
2. Jordan, Bill	1989-92	4
3. Several tied		2

Strikeout to Walk Ratio (Min. 75 inn.)

Player	Years	Ratio (SO/BB)
1. Simmons, James	2005-07	6.16 (234/38)
2. Carlson, Tim	1994-97	3.44 (196/57)
3. Paul Applebee	2007-09	3.40 (119/35)
4. Cartwright, Mark	1999-2000	3.36 (74/22)
5. Paul Bargas	2007-09	3.23 (100/31)

Miscellaneous Records

10-Game Winners

Name	Wins	Year
Dale Reis	16	1977
Steve Galum	13	1977
Scott Wanzer	13	1982
Bob Hudson	12	1980
Frank Potestio	12	1986
Mike Lynes	11	1979
Rick Rodriguez	11	1981
A.J. Shappi	11	2003
James Simmons	11	2007
Bill Mierzwik	10	1982
Daron Kirkreit	10	1992
Mike Eason	10	1995
Tim Carlson	10	1996
Josh Negro	10	1997
Jaymie Torres	10	2003
Paul Applebee	10	2009

.400 Hitters

Name	Average	Year
Matt Teahen	.456	1999
Tom Copeland	.432	1980
Ty Dabney	.427	1985
Michael Salazar	.424	1999
Jeff Carsley	.417	1977
David Finley	.413	1986
Steve Gelfarb	.412	1978
Ryan Harvey	.411	2003
Pete Weber	.409	1990
Kevin Perkins	.409	1997
Gilbert Pulido	.407	1999
Mark Sheehy	.401	1979
Jason Clark	.401	1997
Jeff Stevens	.401	2000
Andy Owen	.400	1995
Dominick Lombardi	.400	1998

Top Batting Averages by Position


Pos.	Name	Year	G	AB	R	H	RBI	AVG
C	Dominick Lombardi	1998	43	150	34	60	43	.400
1B	Steve Gelfarb	1978	49	192	32	79	36	.412
2B	Ty Dabney	1985	50	204	50	87	67	.427
3B	Matt Teahen	1999	48	180	48	82	50	.456
SS	Michael Salazar	1999	49	198	49	84	31	.424
OF	Tom Copeland	1980	47	192	59	83	36	.432
OF	Ryan Harvey	2003	56	236	65	97	40	.411
OF	Pete Weber	1990	55	220	57	90	65	.409
DH	Rick Rodriguez	1981	42	147	33	57	43	.388

Top Fielding Percentages by Position

Pos.	Name	Year	PO	A	E	AVG
C	Jeff Dunbar	2006	180	33	1	.995
1B	Kyle Barratt	2006	156	10	0	1.000
2B	Steve Aragon	1980	91	139	3	.987
3B	Robert Roland	1996	41	152	7	.965
SS	David Finley	1987	89	143	8	.967
OF	Carl Uhl	2007	101	1	0	1.000
OF	Andy Owen	1995	96	5	0	1.000
OF	Brett Bigler	2005	131	2	0	1.000

UCR Achievements

Longest Hitting Streak	Ty Murphy	28	1988
Most Consecutive Hits	Matt Teahen	11	2000
No Hitters	Dick Tams vs. Biola		1963
	Dennis DeLange vs Claremont		1966
Consecutive Wins by Pitcher	Josh Negro	10	1997
Hit for Cycle	Pete Weber vs. UC Davis		1990
	Adam Seuss vs. Sacramento State		Mar 25, 2001



Adam Seuss is one of only two Highlanders to hit for the cycle.

UC Riverside Records

All-Time Game-By-Game vs. Opponents

Air Force Academy		2-0		2/20/78	@	Arizona State	L	7	11				
3/29/85	Air Force Academy	W	17	7	2/20/78	@	Arizona State	L	7	9			
3/29/00	Air Force Academy	W	10	7	2/21/78	@	Arizona State	L	5	13			
Alliant International University		14-6-1		2/19/79	@	Arizona State	W	2	0				
1974	Alliant International	L	0	1	2/19/79	@	Arizona State	W	18	5			
1974	Alliant International	W	5	1	2/20/79	@	Arizona State	W	9	4			
3/4/77	Alliant International	W	9	3	2/11/81		Arizona State	L	5	10			
2/12/80	@ Alliant International	L	8	10	2/9/83		Arizona State	L	1	2			
3/18/81	Alliant International	W	13	10	2/25/85		Arizona State	W	9	8			
4/28/81	Alliant International	W	5	4	2/26/85		Arizona State	L	3	5			
2/8/82	Alliant International	L	4	5	3/30/85		Arizona State	L	6	8			
2/16/83	Alliant International	W	11	5	2/17/86	@	Arizona State	L	13	14			
2/4/84	Alliant International	W	12	11	2/18/86	@	Arizona State	L	5	14			
2/13/84	Alliant International	T	5	5	2/16/87		Arizona State	L	2	14			
2/13/85	Alliant International	W	8	1	2/17/87		Arizona State	W (11)	8	6			
2/22/85	Alliant International	W	8	5	1/29/88		Arizona State	L	0	6			
2/7/86	Alliant International	W	9	4	1/30/88		Arizona State	L	3	4			
2/21/86	@ Alliant International	W	21	7	1/27/89		Arizona State	L	1	4			
4/15/88	Alliant International	W	9	2	1/28/89		Arizona State	L	0	2			
4/16/88	Alliant International	L	6	11	3/31/89		Arizona State	L	4	18			
2/17/89	Alliant International	L	0	2	1/29/90	@	Arizona State	W (11)	8	5			
4/18/89	Alliant International	W	7	5	1/30/90	@	Arizona State	L	3	13			
3/10/90	@ Alliant International	W	10	9	1/30/91	@	Arizona State	L	5	13			
3/11/90	Alliant International	L	7	8	2/5/92		Arizona State	L	5	10			
3/5/91	@ Alliant International	W	11	4	6/2/07	#	#6 Arizona State	L	2	9			
Arizona		10-15		Army				1-0					
2/14/75	@ Arizona	L	6	11	3/28/79		Army	W	13	9			
2/15/75	@ Arizona	L	11	13	Azusa Pacific			11-9					
3/29/75	\$ Arizona	W	12	11	4/22/75	@	Azusa Pacific	W	10	4			
2/18/77	@ Arizona	W	9	4	3/15/77		Azusa Pacific	L	3	4			
2/19/77	@ Arizona	L	9	11	2/14/78	@	Azusa Pacific	L	1	6			
2/19/77	@ Arizona	W	9	0	2/13/79		Azusa Pacific	L	5	8			
2/25/80	@ Arizona	W	2	1	4/25/79		Azusa Pacific	L	4	10			
2/26/80	@ Arizona	L	3	13	4/9/80	@	Azusa Pacific	W*	7	0			
2/9/81	Arizona	L	5	8	2/16/81		Azusa Pacific	W	9	3			
2/10/81	Arizona	W	5	2	2/28/81		Azusa Pacific	W	7	4			
2/15/82	Arizona	L	8	10	2/28/81		Azusa Pacific	W	Forfeit				
2/16/82	Arizona	L	4	7	2/12/82		Azusa Pacific	W	10	4			
2/7/83	Arizona	W	5	3	3/8/83		Azusa Pacific	W	10	1			
2/8/83	Arizona	L	5	9	2/10/84		Azusa Pacific	L	5	7			
2/6/84	Arizona	W	14	5	2/21/84		Azusa Pacific	L	6	7			
2/7/84	Arizona	L	6	11	2/18/85		Azusa Pacific	W	15	3			
2/6/04	@ #16 Arizona	L (11)	5	6	2/19/85		Azusa Pacific	W	7	6			
2/7/04	@ #16 Arizona	L	8	9	2/20/86	@	Azusa Pacific	W	15	2			
2/8/04	@ #16 Arizona	L	7	10	2/4/87		Azusa Pacific	W	15	8			
2/25/05	@ #9 Arizona	W	12	8	3/4/87		Azusa Pacific	L	4	6			
2/26/05	@ #9 Arizona	W	3	1	2/4/88		Azusa Pacific	L	3	14			
2/27/05	@ #9 Arizona	L	4	5	2/8/90	@	Azusa Pacific	L	6	7			
2/10/06	Arizona	W	8	5	Baker			1-0					
2/11/06	Arizona	L	2	4	3/25/95		Baker	W	22	5			
2/12/06	Arizona	L	5	11	Biola			6-0					
Arizona State		7-29		2/25/88	@	Biola	W	10	3				
3/25/70	Arizona State	L	3	13	2/25/88	@	Biola	W	10	3			
3/25/71	Arizona State	L	0	11	4/13/88		Biola	W	12	4			
3/23/72	Arizona State	L	0	5	4/13/88		Biola	W	12	4			
3/27/73	\$ Arizona State	L	3	11	4/23/98		Biola	W	11	2			
1974	\$ Arizona State	L	2	5	4/23/98		Biola	W	11	2			
2/17/75	@ Arizona State	L	0	7	Birmingham-Southern			0-1					
2/17/75	@ Arizona State	L	4	8	3/30/02	%	Birmingham-Southern	L	3	6			
2/18/75	@ Arizona State	L	0	10									
3/5/76	@ Arizona State	L	2	6									
3/6/76	@ Arizona State	W	12	5									
3/6/76	@ Arizona State	L	4	0									

Bowling Green State		1-0		4/18/78	@	Cal Poly Pomona	L	5	6	
3/22/87	Bowling Green State	W	15	2		Cal Poly Pomona	L	12	20	
				4/24/79	@	Cal Poly Pomona	L	4	7	
Brigham Young		14-10		5/1/79		Cal Poly Pomona	W	6	2	
3/25/67	\$ BYU	L	0	1	5/2/79	@	Cal Poly Pomona	L	3	7
3/23/68	\$ BYU	W	7	6	5/4/79	@	Cal Poly Pomona	W	4	3
3/22/71	\$ BYU	W	7	3	5/5/79		Cal Poly Pomona	L	4	8
1974	\$ BYU	W (10)	4	3	5/5/79		Cal Poly Pomona	L	3	8
3/22/76	\$ BYU	L	1	3	5/8/79	@	Cal Poly Pomona	W	5	1
3/28/77	\$ BYU	W	2	1	3/4/80	* @	Cal Poly Pomona	L	2	3
3/30/79	BYU	W	9	2	3/11/80	*	Cal Poly Pomona	W	3	1
3/31/79	BYU	W	6	1	4/29/80	* @	Cal Poly Pomona	L	3	5
3/28/80	BYU	W	10	6	5/9/80	* @	Cal Poly Pomona	W	7	3
3/25/82	BYU	W	5	4	5/10/80	*	Cal Poly Pomona	W	20	4
3/24/83	BYU	L	3	9	5/10/80	*	Cal Poly Pomona	L	3	15
3/27/84	BYU	L	10	21	3/6/81	*	Cal Poly Pomona	W	5	4
3/23/86	BYU	L	1	10	3/7/81	*	Cal Poly Pomona	W	4	0
3/26/87	BYU	W	7	4	3/7/81	*	Cal Poly Pomona	L	2	3
3/27/89	BYU	L	2	14	3/10/81	*	Cal Poly Pomona	W	3	2
3/13/96	BYU	L (8)	3	7	5/5/81	*	Cal Poly Pomona	L	7	8
2/12/04	BYU	W	8	1	3/5/82	*	Cal Poly Pomona	W	6	3
2/13/04	BYU	W	4	2	3/6/82	*	Cal Poly Pomona	W	11	0
2/14/04	BYU	W	6	4	3/6/82	*	Cal Poly Pomona	W	4	0
3/9/06	BYU	W	7	3	4/8/82	*	Cal Poly Pomona	L	3	4
3/9/06	BYU	W	2	1	4/10/82	*	Cal Poly Pomona	W	12	8
3/10/06	BYU	L	5	9	4/10/82	*	Cal Poly Pomona	W	3	0
3/25-3/30/91	BYU	L	1	3	3/30/83	*	Cal Poly Pomona	W	4	3
3/25-3/30/91	BYU	L	0	3	4/6/83	*	Cal Poly Pomona	L	1	5
				4/16/83	*	Cal Poly Pomona	W	4	1	
				4/16/83	*	Cal Poly Pomona	L	11	13	
Cal		4-3		4/26/83	*	Cal Poly Pomona	L	3	5	
4/1/77	\$ Cal	W	8	2	4/24/84	*	Cal Poly Pomona	W	6	5
3/31/78	\$ Cal	L	1	2	4/27/84	*	Cal Poly Pomona	W	11	7
3/21/83	Cal	W	8	7	4/28/84	*	Cal Poly Pomona	W	10	2
3/23/87	Cal	L	7	9	4/28/84	*	Cal Poly Pomona	L	1	12
2/20/09	@ Cal	L	7	8	5/11/84	*	Cal Poly Pomona			
2/21/09	@ Cal	W	6	5	4/2/85	*	Cal Poly Pomona	L	2	3
2/21/09	@ Cal	W	5	2	4/4/85	*	Cal Poly Pomona	L	2	4
				4/6/85	*	Cal Poly Pomona	L	4	5	
Cal Poly Pomona		92-65		4/6/85	*	Cal Poly Pomona	W	7	6	
3/9/73	Cal Poly Pomona	W	2	6	5/8/85	*	Cal Poly Pomona	W	8	6
3/10/73	Cal Poly Pomona	L	9	10	3/4/86	*	Cal Poly Pomona	W	3	0
3/10/73	Cal Poly Pomona	L (8)	2	3	3/7/86	*	Cal Poly Pomona	L	3	5
1974	Cal Poly Pomona	W	5	0	4/3/86	*	Cal Poly Pomona	L	5	13
1974	Cal Poly Pomona	W (11)	6	3	4/26/86	* @	Cal Poly Pomona	W	10	9
1974	Cal Poly Pomona	L	3	5	3/11/87	*	Cal Poly Pomona	L	1	10
1974	Cal Poly Pomona	L (8)	6	7	4/8/87	*	Cal Poly Pomona	W	10	2
4/18/75	Cal Poly Pomona	W	8	7	4/18/87	*	Cal Poly Pomona	W (10)	5	4
4/19/75	@ Cal Poly Pomona	L	1	3	4/18/87	*	Cal Poly Pomona	L	7	19
4/19/75	@ Cal Poly Pomona	W	3	1	5/2/87	*	Cal Poly Pomona	W	6	3
5/9/75	@ Cal Poly Pomona	L	2	4	3/11/88	*	Cal Poly Pomona	L	9	10
5/10/75	Cal Poly Pomona	W	10	9	3/12/88	*	Cal Poly Pomona	W	8	7
5/10/75	Cal Poly Pomona	L	0	4	5/6/88	*	Cal Poly Pomona	W	8	6
4/9/76	@ Cal Poly Pomona	L	1	3	5/7/88	*	Cal Poly Pomona	L	2	11
4/10/76	Cal Poly Pomona	W	13	7	5/7/88	*	Cal Poly Pomona	L	1	8
4/10/76	Cal Poly Pomona	W	5	4	3/3/89	*	Cal Poly Pomona	L	7	8
4/30/76	Cal Poly Pomona	L	12	13	3/4/89	*	Cal Poly Pomona	L (10)	6	7
5/1/76	@ Cal Poly Pomona	W	7	5	4/28/89	*	Cal Poly Pomona	L	1	13
5/1/76	@ Cal Poly Pomona	L	2	5	4/29/89	*	Cal Poly Pomona	W	18	1
4/8/77	Cal Poly Pomona	L	1	2	4/29/89	*	Cal Poly Pomona	W	4	2
4/9/77	@ Cal Poly Pomona	W	7	6	2/15/90	* @	Cal Poly Pomona	W	12	8
4/9/77	@ Cal Poly Pomona	L	5	6	2/16/90	*	Cal Poly Pomona	W	9	1
4/19/77	@ Cal Poly Pomona	L	4	8	2/19/90	* @	Cal Poly Pomona	W	7	0
3/7/78	Cal Poly Pomona	L	1	6	3/31/90	* @	Cal Poly Pomona	W	7	5
3/8/78	@ Cal Poly Pomona	L	1	2	5/8/90	*	Cal Poly Pomona	W	13	3
4/14/78	Cal Poly Pomona	W	11	5						
4/17/78	@ Cal Poly Pomona	W	5	2						

UC Riverside Records

All-Time Game-By-Game vs. Opponents

4/5/91	*	Cal Poly Pomona	W (10)	9	8	Cal Poly		76-93			
4/6/91	* @	Cal Poly Pomona	L	2	6	4/3/70	@	Cal Poly	L	0	2
4/6/91	* @	Cal Poly Pomona	W	3	2	4/4/70		Cal Poly	W	13	11
5/9/91	*	Cal Poly Pomona	W	6	5	4/4/70		Cal Poly	W	3	1
5/10/91	* @	Cal Poly Pomona	W	3	1	4/23/71		Cal Poly	L	6	22
5/11/91	*	Cal Poly Pomona	L	4	5	4/24/71		Cal Poly	L	5	7
3/12/92	*	Cal Poly Pomona	W	1	0	4/24/71		Cal Poly	W	3	2
3/13/92	*	Cal Poly Pomona	L	8	11	4/30/71	@	Cal Poly	L	2	3
3/14/92	*	Cal Poly Pomona	L	5	9	5/1/71	@	Cal Poly	L	8	10
4/16/92	*	Cal Poly Pomona	W	5	1	5/1/71	@	Cal Poly	L	3	6
4/18/92	*	Cal Poly Pomona	L	3	6	3/31/72	@	Cal Poly	W	4	1
4/18/92	*	Cal Poly Pomona	L	5	8	4/1/72	@	Cal Poly	L	0	6
3/12/93	*	Cal Poly Pomona	W	6	1	4/1/72	@	Cal Poly	L	2	6
3/13/93	*	Cal Poly Pomona	W	11	8	5/5/72		Cal Poly	L	3	5
3/13/93	*	Cal Poly Pomona	L	0	3	5/6/72		Cal Poly	L	3	6
4/23/93	*	Cal Poly Pomona	L	3	8	5/6/72		Cal Poly	L	2	6
4/24/93	*	Cal Poly Pomona	W	9	8	3/3/73		Cal Poly	W	3	0
4/24/93	*	Cal Poly Pomona	W	5	1	3/3/73		Cal Poly	W (7)	6	3
4/5/94	*	Cal Poly Pomona	W	15	2	4/4/75		Cal Poly	L	6	7
4/12/94	*	Cal Poly Pomona	L	1	12	1974		Cal Poly	W	3	1
4/19/94	*	Cal Poly Pomona	W	6	3	1974		Cal Poly	L	5	13
4/28/94	*	Cal Poly Pomona	L	6	8	1974		Cal Poly	W	10	7
4/30/94	*	Cal Poly Pomona	W	12	11	1974		Cal Poly	L	2	4
4/30/94	*	Cal Poly Pomona	L	4	6	1974		Cal Poly	L	3	5
2/28/95	*	Cal Poly Pomona	W	9	4	1974		Cal Poly	L	0	3
3/2/95	*	Cal Poly Pomona	W	12	0	4/5/75		Cal Poly	W	4	3
3/4/95	* @	Cal Poly Pomona	L	1	3	4/5/75		Cal Poly	L	3	10
3/4/95	* @	Cal Poly Pomona	W	4	3	4/25/75	@	Cal Poly	W	7	4
4/11/95	* @	Cal Poly Pomona	W (10)	5	4	4/26/75	@	Cal Poly	W	9	1
4/13/95	* @	Cal Poly Pomona	L	0	3	4/26/75	@	Cal Poly	L	0	2
4/14/95	*	Cal Poly Pomona	W	14	0	4/16/76	@	Cal Poly	L	8	9
4/15/95	*	Cal Poly Pomona	W	12	4	4/17/76	@	Cal Poly	W	5	1
4/2/96	* @	Cal Poly Pomona	W	3	0	4/17/76	@	Cal Poly	L	1	3
4/4/96	*	Cal Poly Pomona	W	6	2	5/7/76		Cal Poly	L	0	8
4/5/96	* @	Cal Poly Pomona	W (10)	8	4	5/8/76		Cal Poly	L	1	2
4/6/96	*	Cal Poly Pomona	W	7	2	5/8/76		Cal Poly	L	2	9
5/7/96	*	Cal Poly Pomona	W	3	1	3/12/77	@	Cal Poly	W	7	4
5/9/96	*	Cal Poly Pomona	W	10	0	3/12/77	@	Cal Poly	W	7	5
5/11/96	* @	Cal Poly Pomona	W	12	3	5/12/77		Cal Poly	W	3	1
5/11/96	* @	Cal Poly Pomona	L (7)	2	7	5/12/77		Cal Poly	L	5	6
2/25/97	*	Cal Poly Pomona	W	16	13	4/28/78	@	Cal Poly	W	12	7
2/28/97	*	Cal Poly Pomona	L	6	8	4/29/78	@	Cal Poly	W	8	6
3/1/97	* @	Cal Poly Pomona	W	8	3	4/29/78	@	Cal Poly	L	2	16
3/1/97	* @	Cal Poly Pomona	W (7)	3	2	5/11/78		Cal Poly	L	2	5
4/22/97	* @	Cal Poly Pomona	L	7	14	5/11/78		Cal Poly	W	3	2
4/24/97	*	Cal Poly Pomona	W	14	4	4/6/79		Cal Poly	W	8	2
4/25/97	* @	Cal Poly Pomona	W	8	7	4/7/79		Cal Poly	L	4	5
4/26/97	*	Cal Poly Pomona	W	10	9	4/7/79		Cal Poly	W	9	7
2/26/98	* @	Cal Poly Pomona	L	6	12	4/8/79		Cal Poly	W	12	11
2/27/98	* @	Cal Poly Pomona	W (10)	7	6	5/11/79	@	Cal Poly	W	14	3
2/28/98	*	Cal Poly Pomona	W	10	7	5/12/79	@	Cal Poly	L	1	11
2/28/98	*	Cal Poly Pomona	L (7)	3	7	5/12/79	@	Cal Poly	L	5	12
4/28/98	* @	Cal Poly Pomona	L	13	19	5/13/79	@	Cal Poly	W	6	1
4/30/98	*	Cal Poly Pomona	W	12	2	4/4/80	*	Cal Poly	L	4	15
5/1/98	* @	Cal Poly Pomona	L	4	6	4/5/80	*	Cal Poly	L	4	10
5/2/98	*	Cal Poly Pomona	W	10	9	4/5/80	*	Cal Poly	L	6	11
4/13/99	*	Cal Poly Pomona	L	8	10	4/18/80	* @	Cal Poly	W	4	1
4/15/99	*	Cal Poly Pomona	W	10	2	4/19/80	* @	Cal Poly	W	12	1
4/17/99	* @	Cal Poly Pomona	W	8	0	4/19/80	* @	Cal Poly	L	2	7
4/17/99	* @	Cal Poly Pomona	W (7)	17	10	4/10/81	*	Cal Poly	L	5	6
2/11/00	*	Cal Poly Pomona	W	10	6	4/11/81	*	Cal Poly	L	4	6
2/18/00	* @	Cal Poly Pomona	W	4	1	4/11/81	*	Cal Poly	L	0	2
2/19/00	*	Cal Poly Pomona	W	12	8	4/24/81	*	Cal Poly	W	3	2
2/19/00	*	Cal Poly Pomona	W (7)	4	3	4/25/81	*	Cal Poly	L	1	2
4/10/00	* @	Cal Poly Pomona	W	11	10	4/25/81	*	Cal Poly	W	3	1
	* @	Cal Poly Pomona	L	4	5	2/26/82	*	Cal Poly	W	13	10

2/27/82	*	Cal Poly	L	0	5	5/15/93	*	Cal Poly	L	4	5
2/27/82	*	Cal Poly	L	5	7	5/15/93	*	Cal Poly	W	4	1
4/23/82	*	Cal Poly	W	3	2	3/19/94	*	Cal Poly	L	0	5
4/24/82	*	Cal Poly	W	11	7	3/20/94	*	Cal Poly	L	3	4
4/24/82	*	Cal Poly	L	4	5	3/20/94	*	Cal Poly	W	3	0
4/20/83	*	Cal Poly	W	6	5	4/22/94	*	Cal Poly	W	13	2
4/22/83	*	Cal Poly	L	3	6	4/23/94	*	Cal Poly	W	5	3
4/23/83	*	Cal Poly	W	10	2	4/23/94	*	Cal Poly	W	7	3
4/23/83	*	Cal Poly	L	8	10	4/29/00	@	Cal Poly	L	1	3
5/3/83	*	Cal Poly	L	9	11	4/30/00	@	Cal Poly	L	4	8
5/3/83	*	Cal Poly	W	5	3	4/30/00	@	Cal Poly	L (7)	0	8
3/3/84	*	Cal Poly	L	3	5	4/12/01		Cal Poly	W	5	2
3/6/84	*	Cal Poly	W	2	1	4/13/01		Cal Poly	W	8	4
3/6/84	*	Cal Poly	W	8	6	4/14/01		Cal Poly	L	5	9
3/9/84	*	Cal Poly	L	5	10	5/17/02	*	Cal Poly	L (13)	8	11
3/10/84	*	Cal Poly	W	4	2	5/18/02	*	Cal Poly	L	3	6
4/23/85	*	Cal Poly	W	7	1	5/19/02	*	Cal Poly	W	7	5
4/24/85	*	Cal Poly	W	16	12	4/4/03	* @	Cal Poly	W (12)	8	7
4/25/85	*	Cal Poly	W	4	5	4/5/03	* @	Cal Poly	L	7	9
4/27/85	*	Cal Poly	L	13	6	4/6/03	* @	Cal Poly	L	4	7
4/27/85	*	Cal Poly	L	9	10	4/8/04	*	Cal Poly	L	3	9
4/18/86	*	Cal Poly	W	12	9	4/9/04	*	Cal Poly	L	5	9
4/19/86	*	Cal Poly	L	7	9	4/10/04	*	Cal Poly	W	5	4
4/19/86	*	Cal Poly	W	7	1	5/20/05	* @	#29 Cal Poly	L	4	7
5/12/86	* @	Cal Poly	L	9	10	5/21/05	* @	#29 Cal Poly	W	8	2
4/27/87	*	Cal Poly	L	4	9	5/22/05	* @	#29 Cal Poly	L	6	16
4/28/87	*	Cal Poly	L	2	6	4/21/06	*	Cal Poly	W	9	3
5/8/87	*	Cal Poly	W	6	2	4/22/06	*	Cal Poly	L	4	8
5/9/87	*	Cal Poly	W	3	2	4/23/06	*	Cal Poly	L	1	7
5/9/87	*	Cal Poly	W	13	3	4/20/07	* @	#29 Cal Poly	W	3	1
3/8/88	*	Cal Poly	W	4	2	4/21/07	* @	#29 Cal Poly	L	0	3
3/9/88	*	Cal Poly	W	8	3	4/22/07	* @	#29 Cal Poly	W	11	10
5/13/88	*	Cal Poly	L	3	14	5/23/08	*	Cal Poly	W	4	1
5/14/88	*	Cal Poly	L	5	8	5/24/08	*	Cal Poly	W	7	2
5/14/88	*	Cal Poly	W	10	1	5/25/08	*	Cal Poly	L	7	12
2/25/89	*	Cal Poly	L	4	8	5/22/09	* @	Cal Poly (#19)	L	5	6
2/26/89	*	Cal Poly	L	5	7	5/23/09	* @	Cal Poly (#19)	W	7	6
4/14/89	*	Cal Poly	L (12)	3	4	5/24/09	* @	Cal Poly (#19)	W	6	5
4/15/89	*	Cal Poly	L	6	10						
4/15/89	*	Cal Poly	L	4	6						
2/27/90	* @	Cal Poly	L	4	5	CSU Bakersfield			2-1		
2/28/90	* @	Cal Poly	W	9	3	4/9/09	@	CSU Bakersfield	W	10	2
4/20/90	*	Cal Poly	W	6	4	4/10/09	@	CSU Bakersfield	W	6	1
4/21/90	*	Cal Poly	W	12	4	4/11/09	@	CSU Bakersfield	L (15)	7	9
4/22/90	*	Cal Poly	L	7	10						
3/16/91	* @	Cal Poly	L	3	4	Cal State Chico			3-8		
3/16/91	* @	Cal Poly	L	5	6	2/8/96		Cal State Chico	W	26	11
5/3/91	*	Cal Poly	L	8	12	5/17/96	%	Cal State Chico	L	3	11
5/4/91	*	Cal Poly	W	7	5	3/12/99	* @	Cal State Chico	L	0	3
5/5/91	*	Cal Poly	L	4	8	3/13/99	* @	Cal State Chico	L	0	7
5/12/91	* @	Cal Poly	W	10	8	3/13/99	* @	Cal State Chico	L (7)	4	7
5/17-20/91	%	Cal Poly	W	16	15	3/14/99	* @	Cal State Chico	W	14	4
5/17-20/91	%	Cal Poly	W	6	5	5/7/99	%	Cal State Chico	L	5	6
2/28/92	*	Cal Poly	W	9	4	3/10/00	*	Cal State Chico	L	2	3
2/29/92	*	Cal Poly	W	8	1	3/11/00	*	Cal State Chico	W	8	6
2/29/92	*	Cal Poly	L	1	5	3/11/00	*	Cal State Chico	L (8)	3	4
4/10/92	*	Cal Poly	L	1	6	3/12/00	*	Cal State Chico	L	9	11
4/11/92	*	Cal Poly	W	7	6						
4/11/92	*	Cal Poly	L	0	1	Cal State Dominguez Hills			88-44		
5/16/92		Cal Poly	L	5	11	1974		CS Dominguez Hills	W	7	6
5/16/92		Cal Poly	W	6	4	2/14/76	@	CS Dominguez Hills	L (16)	3	4
5/17/92		Cal Poly	L	5	10	2/14/76	@	CS Dominguez Hills	W	4	0
4/9/93	*	Cal Poly	L	0	10	4/13/76		CS Dominguez Hills	L	9	10
4/10/93	*	Cal Poly	W	2	1	3/5/77		CS Dominguez Hills	W	7	1
4/10/93	*	Cal Poly	L	9	10	3/5/77		CS Dominguez Hills	W	6	1
5/14/93	*	Cal Poly	L	5	13	2/16/78		CS Dominguez Hills	L	1	6
						2/24/78	@	CS Dominguez Hills	L	4	6

UC Riverside Records

All-Time Game-By-Game vs. Opponents

2/14/79	@	CS Dominguez Hills	W	3	0	4/4/92	*	CS Dominguez Hills	W	5	4
2/27/79		CS Dominguez Hills	L	3	7	5/7/92	*	CS Dominguez Hills	W	2	0
2/8/80	@	CS Dominguez Hills	L	5	9	5/8/92	*	CS Dominguez Hills	W	5	4
5/2/80	* @	CS Dominguez Hills	W	4	0	5/9/92	*	CS Dominguez Hills	W	11	1
5/3/80	* @	CS Dominguez Hills	W	9	7	3/5/93	*	CS Dominguez Hills	W	6	5
5/3/80	* @	CS Dominguez Hills	L	9	13	3/6/93	*	CS Dominguez Hills	W	3	0
3/13/81	*	CS Dominguez Hills	W	4	3	3/6/93	*	CS Dominguez Hills	L	3	10
3/14/81	*	CS Dominguez Hills	L	0	2	4/16/93	*	CS Dominguez Hills	W	10	9
3/14/81	*	CS Dominguez Hills	W	3	2	4/16/93	*	CS Dominguez Hills	W	7	5
5/8/81	*	CS Dominguez Hills	W	3	0	4/17/93	*	CS Dominguez Hills	W	5	2
5/9/81	*	CS Dominguez Hills	W	13	5	3/10/94	*	CS Dominguez Hills	L	5	6
5/9/81	*	CS Dominguez Hills	L	3	4	3/12/94	*	CS Dominguez Hills	L	3	6
4/2/82	*	CS Dominguez Hills	L	1	7	3/12/94	*	CS Dominguez Hills	W	3	1
4/3/82	*	CS Dominguez Hills	L	4	14	5/5/94	*	CS Dominguez Hills	L	6	7
4/3/82	*	CS Dominguez Hills	W	14	0	5/7/94	*	CS Dominguez Hills	L	1	2
4/13/82	*	CS Dominguez Hills	W	10	2	5/7/94	*	CS Dominguez Hills	W	7	0
4/27/82	*	CS Dominguez Hills	W	5	1	5/19/94	*	CS Dominguez Hills	W	8	0
4/1/83	*	CS Dominguez Hills	W	7	6	2/21/95	*	CS Dominguez Hills	L	4	5
4/2/83	*	CS Dominguez Hills	W	2	1	2/23/95	* @	CS Dominguez Hills	W	1	0
4/2/83	*	CS Dominguez Hills	W	1	0	2/24/95	*	CS Dominguez Hills	W	5	2
5/6/83	*	CS Dominguez Hills	W	4	2	2/25/95	* @	CS Dominguez Hills	W	7	5
5/7/83	*	CS Dominguez Hills	W	1	0	5/2/95	* @	CS Dominguez Hills	W	6	2
5/7/83	*	CS Dominguez Hills	W	7	3	5/4/95	*	CS Dominguez Hills	W	9	2
4/10/84	*	CS Dominguez Hills	L	2	3	5/5/95	* @	CS Dominguez Hills	W (10)	1	0
4/13/84	*	CS Dominguez Hills	W	1	0	5/6/95	*	CS Dominguez Hills	W	7	4
4/14/84	*	CS Dominguez Hills	W	6	1	3/6/96	* @	CS Dominguez Hills	W	4	3
4/14/84	*	CS Dominguez Hills	W	5	4	3/7/96	*	CS Dominguez Hills	W	7	4
5/8/84	*	CS Dominguez Hills				3/8/96	* @	CS Dominguez Hills	W	10	1
3/8/85	*	CS Dominguez Hills	L	4	5	3/9/96	*	CS Dominguez Hills	L	4	7
3/15/85	*	CS Dominguez Hills	W	7	6	4/23/96	*	CS Dominguez Hills	W	9	4
3/16/85	*	CS Dominguez Hills	L	2	7	4/25/96	* @	CS Dominguez Hills	L	1	8
3/16/85	*	CS Dominguez Hills	W	4	1	4/26/96	*	CS Dominguez Hills	W	16	1
5/7/85	*	CS Dominguez Hills	L	7	9	4/27/96	* @	CS Dominguez Hills	W	4	2
4/5/86	* @	CS Dominguez Hills	L	2	7	3/11/97	*	CS Dominguez Hills	W	9	6
4/5/86	* @	CS Dominguez Hills	L	4	5	3/13/97	*	CS Dominguez Hills	W (10)	11	10
4/14/86	*	CS Dominguez Hills	L	4	10	3/15/97	* @	CS Dominguez Hills	W	6	2
4/28/86	*	CS Dominguez Hills	W	14	9	3/15/97	* @	CS Dominguez Hills	W (7)	11	2
4/29/86	*	CS Dominguez Hills	L	5	13	4/15/97	* @	CS Dominguez Hills	W	6	3
3/10/87	*	CS Dominguez Hills	W	6	5	4/17/97	*	CS Dominguez Hills	W	9	3
4/4/87	*	CS Dominguez Hills	L	8	12	4/18/97	* @	CS Dominguez Hills	W	6	2
4/4/87	*	CS Dominguez Hills	L	1	2	4/19/97	*	CS Dominguez Hills	L	2	6
4/17/87	*	CS Dominguez Hills	L	3	10	4/1/98	*	CS Dominguez Hills	W	14	9
4/29/87	*	CS Dominguez Hills	L	2	3	4/2/98	*	CS Dominguez Hills	W	11	2
3/15/88	*	CS Dominguez Hills	W	10	9	5/6/98	* @	CS Dominguez Hills	L	5	6
4/12/88	*	CS Dominguez Hills	W	7	5	5/7/98	*	CS Dominguez Hills	W	15	3
4/29/88	*	CS Dominguez Hills	L	2	4	5/7/98	*	CS Dominguez Hills	W (7)	9	2
4/30/88	*	CS Dominguez Hills	L	3	4	5/9/98	* @	CS Dominguez Hills	W	9	0
5/3/88	*	CS Dominguez Hills	L	9	10	5/10/98	* @	CS Dominguez Hills	L (7)	5	7
2/22/89	*	CS Dominguez Hills	L	1	7	2/6/99	*	CS Dominguez Hills	L	5	17
4/6/89	*	CS Dominguez Hills	W	11	5	3/30/99	* @	CS Dominguez Hills	L	5	6
4/7/89	*	CS Dominguez Hills	W	6	5	4/1/99	* @	CS Dominguez Hills	W	11	4
4/8/89	*	CS Dominguez Hills	W	10	7	4/3/99	*	CS Dominguez Hills	W	10	7
4/25/89	*	CS Dominguez Hills	W	4	1	4/3/99	*	CS Dominguez Hills	W (7)	14	3
4/5/90	* @	CS Dominguez Hills	W	1	0	2/12/00	*	CS Dominguez Hills	W	8	7
4/6/90	*	CS Dominguez Hills	W	9	8	3/28/00	*	CS Dominguez Hills	W	4	2
4/7/90	* @	CS Dominguez Hills	W	8	2	3/30/00	*	CS Dominguez Hills	W	18	7
4/24/90	*	CS Dominguez Hills	W	12	2	4/1/00	* @	CS Dominguez Hills	L	4	9
5/1/90	* @	CS Dominguez Hills	W	5	0	4/1/00	* @	CS Dominguez Hills	W (7)	7	1
3/8/91	*	CS Dominguez Hills	W	7	5						
3/9/91	* @	CS Dominguez Hills	L	1	3						
3/9/91	* @	CS Dominguez Hills	L	3	7						
4/25/91	*	CS Dominguez Hills	W	5	2						
4/26/91	* @	CS Dominguez Hills	W	5	2						
4/27/91	*	CS Dominguez Hills	W	2	0						
4/2/92	*	CS Dominguez Hills	L	1	5						
4/3/92	*	CS Dominguez Hills	W	12	0						
						Cal State Fullerton		18-28			
						1974	Cal State Fullerton	L	4	20	
						1974	Cal State Fullerton	L	1	9	
						1974	Cal State Fullerton	L	1	2	
						1974	Cal State Fullerton	W	2	1	
						1974	Cal State Fullerton	L	3	9	
						1974	Cal State Fullerton	L	2	4	

3/13/78	Cal State Fullerton	L	2	5	5/12/84	*	Cal State Los Angeles		
4/16/80	Cal State Fullerton	L	4	16	4/9/85	*	Cal State Los Angeles	L	3 6
2/25/81	Cal State Fullerton	L	8	15	4/12/85	*	Cal State Los Angeles	L	7 10
4/22/81	Cal State Fullerton	L	4	7	4/12/85	*	Cal State Los Angeles	L	8 10
2/21/83	Cal State Fullerton	L	1	2	4/13/85	*	Cal State Los Angeles	L	3 12
2/24/83	Cal State Fullerton	L	4	10	5/11/85	*	Cal State Los Angeles	W	8 5
2/28/84	Cal State Fullerton	L	4	9	3/11/86	*	Cal State Los Angeles	W	9 3
3/13/84	Cal State Fullerton	L	1	10	4/15/86	* @	Cal State Los Angeles	W	12 5
3/26/84	Cal State Fullerton	W	6	2	4/25/86	*	Cal State Los Angeles	W	5 4
5/9/89	Cal State Fullerton	W	4	2	5/7/86	* @	Cal State Los Angeles	L	7 8
3/14/90	Cal State Fullerton	W	5	4	5/8/86	*	Cal State Los Angeles	W	14 9
2/1/94	Cal State Fullerton	L	1	12	4/11/87	*	Cal State Los Angeles	L	10 14
2/22/94	Cal State Fullerton	W	7	6	4/11/87	*	Cal State Los Angeles	L	2 17
4/27/01	@ Cal State Fullerton	L	4	8	4/21/87	*	Cal State Los Angeles	W	9 3
4/28/01	@ Cal State Fullerton	L	1	4	5/6/87	*	Cal State Los Angeles	W	14 4
4/29/01	@ Cal State Fullerton	L	2	15	3/18/88	*	Cal State Los Angeles	L	9 10
5/10/02	* @ Cal State Fullerton	L	5	11	3/19/88	*	Cal State Los Angeles	W	6 3
5/11/02	* @ Cal State Fullerton	L	3	6	4/22/88	*	Cal State Los Angeles	L	10 11
5/12/02	* @ Cal State Fullerton	W	10	8	4/25/88	*	Cal State Los Angeles	W	6 5
5/2/03	* Cal State Fullerton	W	13	3	4/25/88	*	Cal State Los Angeles	W	7 4
5/3/03	* Cal State Fullerton	W	4	3	2/28/89	*	Cal State Los Angeles	W	5 0
5/4/03	* Cal State Fullerton	W	5	1	3/1/89	*	Cal State Los Angeles	W	5 1
5/7/04	* @ Cal State Fullerton	L	3	12	4/20/89	*	Cal State Los Angeles	W	10 5
5/8/04	* @ Cal State Fullerton	W	6	4	4/21/89	*	Cal State Los Angeles	L	5 9
5/9/04	* @ Cal State Fullerton	L	4	11	4/22/89	*	Cal State Los Angeles	L	4 11
5/27/05	* Cal State Fullerton (#1)	L	7	13	4/10/90	*	Cal State Los Angeles	W	10 9
5/28/05	* Cal State Fullerton (#1)	W	7	6	4/17/90	* @	Cal State Los Angeles	L	1 8
5/29/05	* Cal State Fullerton (#1)	W	6	2	5/3/90	*	Cal State Los Angeles	W	5 3
4/28/06	* @ Cal State Fullerton (#1)	W (11)	9	7	5/4/90	* @	Cal State Los Angeles	W	11 8
4/29/06	* @ Cal State Fullerton (#1)	L	3	11	5/5/90	*	Cal State Los Angeles	L	4 5
4/30/06	* @ Cal State Fullerton (#1)	L	3	11	4/9/91	* @	Cal State Los Angeles	W (10)	6 5
4/27/07	* Cal State Fullerton (#14)	W	3	2	4/11/91	*	Cal State Los Angeles	W	4 3
4/28/07	* Cal State Fullerton (#14)	W	3	0	4/12/91	* @	Cal State Los Angeles	W	10 9
4/29/07	* Cal State Fullerton (#14)	W	5	4	4/13/91	*	Cal State Los Angeles	W	8 1
3/28/08	* @ Cal State Fullerton	L	6	7	4/16/91	* @	Cal State Los Angeles	W	8 2
3/29/08	* @ Cal State Fullerton	W	6	4	5/7/91	* @	Cal State Los Angeles	W	14 11
3/30/08	* @ Cal State Fullerton	L	1	12	3/5/92	*	Cal State Los Angeles	W	8 4
3/27/09	* Cal State Fullerton (#1)	W	3	1	3/6/92	*	Cal State Los Angeles	W	3 0
3/28/09	* Cal State Fullerton (#1)	L (10)	1	4	3/7/92	*	Cal State Los Angeles	W	6 1
3/29/09	* Cal State Fullerton (#1)	L	1	18	4/23/92	*	Cal State Los Angeles	L	1 7
					4/24/92	*	Cal State Los Angeles	W	17 15
					4/25/92	*	Cal State Los Angeles	W	10 7
Cal State Hayward		2-2			4/6/93	*	Cal State Los Angeles	L	3 16
5/19/77	% Cal State Hayward	W	4	1	4/20/93	*	Cal State Los Angeles	L	2 4
5/21/77	% Cal State Hayward	L	3	7	5/4/93	*	Cal State Los Angeles	W	12 5
5/21/77	% Cal State Hayward	W	6	0	5/6/93	*	Cal State Los Angeles	L	4 14
2/23/97	Cal State Hayward	L	6	7	5/7/93	*	Cal State Los Angeles	L	1 9
					5/8/93	*	Cal State Los Angeles	L	3 4
Cal State Los Angeles		68-43			3/8/94	*	Cal State Los Angeles	W	6 2
2/21/73	@ Cal State Los Angeles	W	3	1	4/14/94	*	Cal State Los Angeles	L	3 8
1974	Cal State Los Angeles	L	1	6	4/16/94	*	Cal State Los Angeles	W	4 3
1974	Cal State Los Angeles	L	4	7	4/16/94	*	Cal State Los Angeles	W	6 4
3/18/77	Cal State Los Angeles	L	4	10	5/3/94	*	Cal State Los Angeles	W	10 1
3/19/77	@ Cal State Los Angeles	W	10	6	5/11/94	*	Cal State Los Angeles	L	3 5
3/19/77	@ Cal State Los Angeles	W	9	3	4/5/95	* @	Cal State Los Angeles	W	7 3
3/9/78	Cal State Los Angeles	W	7	2	4/7/95	* @	Cal State Los Angeles	W	8 2
3/8/79	Cal State Los Angeles	W	9	2	4/8/95	*	Cal State Los Angeles	W	5 0
4/5/79	@ Cal State Los Angeles	W	7	6	4/8/95	*	Cal State Los Angeles	W (7)	6 4
2/18/81	* Cal State Los Angeles	W	13	4	5/9/95	* @	Cal State Los Angeles	L	7 12
2/19/81	* Cal State Los Angeles	L	5	9	5/11/95	*	Cal State Los Angeles	W	7 6
2/18/83	Cal State Los Angeles	W	7	5	5/12/95	* @	Cal State Los Angeles	W	10 6
2/19/83	Cal State Los Angeles	W	7	6	5/13/95	*	Cal State Los Angeles	W	13 4
2/19/83	Cal State Los Angeles	L	0	4	3/26/96	*	Cal State Los Angeles	W	4 2
5/1/84	* Cal State Los Angeles	W	10	2	3/28/96	* @	Cal State Los Angeles	L	7 8
5/4/84	* Cal State Los Angeles	W	7	5	3/29/96	* @	Cal State Los Angeles	W	9 3
5/5/84	* Cal State Los Angeles	W	8	3	3/30/96	*	Cal State Los Angeles	L	0 3
5/5/84	* Cal State Los Angeles	W	7	4	4/30/96	* @	Cal State Los Angeles	W	6 5

UC Riverside Records

All-Time Game-By-Game vs. Opponents

5/1/96	*	@	Cal State Los Angeles	L (10)	7	8	4/14/79	@	Cal State Northridge	L	5	7
5/2/96	*		Cal State Los Angeles	W	12	1	3/14/80	* @	Cal State Northridge	W	11	9
5/4/96	*		Cal State Los Angeles	W	11	7	3/15/80	*	Cal State Northridge	W	3	2
4/1/97	*	@	Cal State Los Angeles	L	1	3	3/15/80	*	Cal State Northridge	L	2	5
4/3/97	*		Cal State Los Angeles	W	9	4	4/11/80	*	Cal State Northridge	L	6	9
4/4/97	*	@	Cal State Los Angeles	L	11	12	4/12/80	* @	Cal State Northridge	L	13	24
4/5/97	*		Cal State Los Angeles	L	4	6	4/12/80	* @	Cal State Northridge	L	4	5
5/6/97	*	@	Cal State Los Angeles	L	2	4	3/20/81	*	Cal State Northridge	L	6	7
5/8/97	*		Cal State Los Angeles	L (10)	4	5	3/20/81	*	Cal State Northridge	L	8	10
5/9/97	*	@	Cal State Los Angeles	L	3	9	4/16/81	*	Cal State Northridge	W	11	5
5/10/97	*		Cal State Los Angeles	W	4	2	4/17/81	*	Cal State Northridge	W	9	8
3/10/98	*	@	Cal State Los Angeles	L	1	9	4/18/81	*	Cal State Northridge	W	4	1
3/12/98	*		Cal State Los Angeles	W	14	8	4/18/81	*	Cal State Northridge	L	8	11
3/13/98	*	@	Cal State Los Angeles	L (11)	5	6	5/23/81 WS		Cal State Northridge	L	4	6
4/14/98	*	@	Cal State Los Angeles	W	5	2	5/24/81 WS		Cal State Northridge	L	12	14
4/16/98	*		Cal State Los Angeles	L	1	4	3/12/82	*	Cal State Northridge	L	7	8
4/17/98	*	@	Cal State Los Angeles	W	7	1	3/13/82	*	Cal State Northridge	W	6	2
4/18/98	*		Cal State Los Angeles	W	9	8	3/13/82	*	Cal State Northridge	L	1	7
4/18/98	*		Cal State Los Angeles	L (7)	0	1	4/16/82	*	Cal State Northridge	W	12	2
4/8/99	*	@	Cal State Los Angeles	L	4	5	4/17/82	*	Cal State Northridge	W	12	6
4/10/99	*		Cal State Los Angeles	W	8	2	4/17/82	*	Cal State Northridge	L	2	4
4/10/99	*		Cal State Los Angeles	W (7)	7	6	5/14/82 %		Cal State Northridge	W	13	4
4/29/99	*	@	Cal State Los Angeles	W	9	6	5/14/82 %		Cal State Northridge	L	2	6
4/4/00	*		Cal State Los Angeles	L	4	5	5/15/82 %		Cal State Northridge	W	7	4
4/6/00	*		Cal State Los Angeles	L	1	7	3/11/83	*	Cal State Northridge	W	5	3
4/8/00	*	@	Cal State Los Angeles	W	8	1	3/12/83	*	Cal State Northridge	L	3	4
4/8/00	*	@	Cal State Los Angeles	W (7)	3	2	3/12/83	*	Cal State Northridge	L	2	4
			Cal State Northridge	71-75			4/29/83	*	Cal State Northridge	L	11	15
3/16/73			Cal State Northridge	L	1	5	4/30/83	*	Cal State Northridge	W	6	5
3/17/73	@		Cal State Northridge	L	1	3	4/30/83	*	Cal State Northridge	W	13	12
1974			Cal State Northridge	L	0	2	3/10/84	*	Cal State Northridge	L	6	7
1974			Cal State Northridge	W (11)	6	5	4/3/84	*	Cal State Northridge	L	5	7
1974			Cal State Northridge	L (10)	3	4	4/6/84	*	Cal State Northridge	L	4	11
3/17/73	@		Cal State Northridge	W (7)	1	0	4/7/84	*	Cal State Northridge	W	4	3
4/11/75	@		Cal State Northridge	W	3	2	4/7/84	*	Cal State Northridge	L	3	4
4/12/75			Cal State Northridge	W	8	7	3/12/85	*	Cal State Northridge	L	1	3
4/12/75			Cal State Northridge	W	9	3	4/16/85	*	Cal State Northridge	W	7	4
5/2/75	@		Cal State Northridge	L	6	8	4/19/85	*	Cal State Northridge	L	7	8
5/3/75	@		Cal State Northridge	L	0	9	4/20/85	*	Cal State Northridge	L	10	11
5/3/75	@		Cal State Northridge	L	3	6	4/20/85	*	Cal State Northridge	W	10	2
5/24/75	%		Cal State Northridge	L	1	8	4/1/86	* @	Cal State Northridge	W	4	3
4/2/76			Cal State Northridge	L	7	8	4/8/86	*	Cal State Northridge	W	8	6
4/3/76	@		Cal State Northridge	W	4	0	4/12/86	* @	Cal State Northridge	L	2	4
4/3/76	@		Cal State Northridge	W	11	2	4/12/86	* @	Cal State Northridge	W	8	7
4/23/76	@		Cal State Northridge	W	4	3	5/6/86	*	Cal State Northridge	L	11	12
4/24/76			Cal State Northridge	L	8	13	4/1/87	*	Cal State Northridge	L (12)	7	9
4/24/76			Cal State Northridge	L	5	13	4/25/87	*	Cal State Northridge	L	6	11
4/5/77			Cal State Northridge	L	8	9	4/25/87	*	Cal State Northridge	W	7	6
4/29/77			Cal State Northridge	W (12)	8	7	5/5/87	*	Cal State Northridge	L	3	15
4/30/77	@		Cal State Northridge	W	14	2	3/26/88	*	Cal State Northridge	W	7	6
4/30/77	@		Cal State Northridge	W	8	7	3/27/88	*	Cal State Northridge	W	11	3
5/20/77	%		Cal State Northridge	W	11	4	4/1/88	*	Cal State Northridge	L	4	12
3/17/78	@		Cal State Northridge	L	7	16	4/2/88	*	Cal State Northridge	L	0	4
4/25/78			Cal State Northridge	W	5	2	4/2/88	*	Cal State Northridge	W	12	11
5/5/78	@		Cal State Northridge	L	3	7	3/14/89	*	Cal State Northridge	T	5	5
5/6/78			Cal State Northridge	L	6	8	3/16/89	*	Cal State Northridge	L	6	7
5/6/78			Cal State Northridge	W	6	5	3/17/89	*	Cal State Northridge	L	5	8
5/10/78			Cal State Northridge	W	8	7	3/18/89	*	Cal State Northridge	W	3	1
3/6/79	@		Cal State Northridge	W	5	4	5/2/89	*	Cal State Northridge	L	10	12
3/9/79	@		Cal State Northridge	W	8	2	3/2/90	*	Cal State Northridge	W	6	2
3/10/79			Cal State Northridge	W	15	10	3/3/90	* @	Cal State Northridge	W	8	3
3/10/79			Cal State Northridge	L	4	12	4/26/90	* @	Cal State Northridge	L	10	12
4/10/79			Cal State Northridge	W	3	2	4/27/90	*	Cal State Northridge	L	6	15
4/13/79			Cal State Northridge	W	14	11	4/28/90	* @	Cal State Northridge	L	6	7
4/14/79	@		Cal State Northridge	L	9	10	5/18-20/90	%	Cal State Northridge	L	1	4

5/18-20/90	%	Cal State Northridge	L	0	2	Cal State San Bernardino	38-26				
1/28/95	@	Cal State Northridge	L	12	18	2/14/92	*	CS San Bernardino	W	9	4
1/29/95	@	Cal State Northridge	L	9	10	2/16/92	*	CS San Bernardino	W	7	5
3/29/95		Cal State Northridge	W	7	3	2/18/92	*	CS San Bernardino	W	17	12
5/4/99	@	Cal State Northridge	L (11)	5	6	3/24/92		CS San Bernardino	W	1	0
4/12/00	@	Cal State Northridge	L	5	6	4/30/92	*	CS San Bernardino	L	4	5
4/26/00	@	Cal State Northridge	L	12	13	5/1/92	*	CS San Bernardino	W	6	3
5/3/00		Cal State Northridge	W	11	9	5/2/92	*	CS San Bernardino	W	8	1
3/10/01		Cal State Northridge	W	12	3	2/16/93	*	CS San Bernardino	W	10	1
3/11/01		Cal State Northridge	L	6	12	3/20/93	*	CS San Bernardino	L	2	9
5/18/01	@	Cal State Northridge	L	2	7	3/29/93	*	CS San Bernardino	L	7	15
5/19/01	@	Cal State Northridge	L	2	5	4/29/93	*	CS San Bernardino	L	2	4
5/20/01	@	Cal State Northridge	L	4	14	4/30/93	*	CS San Bernardino	L	1	7
4/5/02	*	Cal State Northridge	L	2	4	5/1/93	*	CS San Bernardino	W	6	1
4/6/02	*	Cal State Northridge	L	2	9	2/24/94	*	CS San Bernardino	W	14	1
4/7/02	*	Cal State Northridge	L	5	17	2/25/94	*	CS San Bernardino	W	9	4
2/21/03		Cal State Northridge	W	11	8	2/27/94	*	CS San Bernardino	W	6	5
2/22/03		Cal State Northridge	W	5	2	4/7/94	*	CS San Bernardino	W	11	9
2/23/03		Cal State Northridge	W (10)	4	3	4/8/94	*	CS San Bernardino	W	14	2
4/17/03	* @	Cal State Northridge	W	5	2	4/10/94	*	CS San Bernardino	L	6	7
4/18/03	* @	Cal State Northridge	W	13	3	3/14/95	*	CS San Bernardino	L	9	11
4/19/03	* @	Cal State Northridge	L	3	10	3/16/95	* @	CS San Bernardino	L	3	7
4/2/04		Cal State Northridge	W	7	1	3/17/95	* @	CS San Bernardino	L	4	10
4/3/04	@	Cal State Northridge	L	3	4	3/18/95	* @	CS San Bernardino	W	10	4
4/23/04	*	Cal State Northridge	W	9	4	4/25/95	* @	CS San Bernardino	W	17	9
4/24/04	*	Cal State Northridge	W	9	5	4/27/95	*	CS San Bernardino	W	4	2
4/25/04	*	Cal State Northridge	W	18	6	4/28/95	*	CS San Bernardino	W	6	1
2/20/05		Cal State Northridge	L	4	7	4/29/95	*	CS San Bernardino	L	5	8
4/22/05	* @	Cal State Northridge	W	12	1	3/15/96	*	CS San Bernardino	W	6	1
4/23/05	* @	Cal State Northridge	W	2	1	3/16/96	* @	CS San Bernardino	W	5	0
4/24/05	* @	Cal State Northridge	W	9	8	3/23/96	*	CS San Bernardino	W	14	7
5/3/05		Cal State Northridge	L	7	19	4/16/96	* @	CS San Bernardino	L	1	5
5/17/05		Cal State Northridge	W	13	5	4/18/96	*	CS San Bernardino	W	3	1
2/24/06	@	Cal State Northridge	L	0	1	4/19/96	* @	CS San Bernardino	W	6	3
2/25/06	@	Cal State Northridge	W	13	8	4/20/96	* @	CS San Bernardino	W	22	4
2/26/06	@	Cal State Northridge	W	7	2	4/20/96	*	CS San Bernardino	W	2	0
5/12/06	*	Cal State Northridge	L	4	9	3/25/97	* @	CS San Bernardino	L	12	23
5/13/06	*	Cal State Northridge	W	8	5	3/27/97	*	CS San Bernardino	L	1	3
5/14/06	*	Cal State Northridge	W	16	5	3/28/97	* @	CS San Bernardino	W	17	0
5/10/07	* @	Cal State Northridge	W	18	10	3/29/97	*	CS San Bernardino	W	7	6
5/12/07	* @	Cal State Northridge	W	18	1	4/29/97	*	CS San Bernardino	W	14	5
2/13/07	* @	Cal State Northridge	W	7	4	5/1/97	* @	CS San Bernardino	L	9	10
4/25/08	*	Cal State Northridge	W	3	0	5/2/97	*	CS San Bernardino	W	15	3
4/26/08	*	Cal State Northridge	L	5	14	5/3/97	* @	CS San Bernardino	W	15	13
4/27/08	*	Cal State Northridge	W	4	3	3/3/98	* @	CS San Bernardino	L	4	5
4/24/09	* @	Cal State Northridge	W	9	0	3/5/98	*	CS San Bernardino	L	4	7
4/25/09	* @	Cal State Northridge	W	5	4	3/6/98	* @	CS San Bernardino	L	3	8
4/26/09	* @	Cal State Northridge	W	2	0	3/7/98	*	CS San Bernardino	L	9	10
						4/7/98	*	CS San Bernardino	L	5	15
						4/9/98	* @	CS San Bernardino	W (13)	7	2
Cal State Stanislaus			11-3			4/10/98	*	CS San Bernardino	L (10)	6	8
2/10/90		Cal State Stanislaus	W	12	4	4/29/98	* @	CS San Bernardino	L (10)	6	7
2/23/96		Cal State Stanislaus	W	8	2	2/6/99	@	CS San Bernardino	L	2	6
2/24/96		Cal State Stanislaus	W	16	2	2/10/99	*	CS San Bernardino	L	3	7
2/24/96		Cal State Stanislaus	W (7)	13	1	2/11/99	*	CS San Bernardino	L	9	15
2/15/97	@	Cal State Stanislaus	W	7	4	2/13/99	* @	CS San Bernardino	W	8	1
2/15/97	@	Cal State Stanislaus	W (7)	12	4	2/13/99	* @	CS San Bernardino	W (7)	3	0
2/16/97	@	Cal State Stanislaus	W	20	1	2/8/00	* @	CS San Bernardino	L (11)	7	8
2/26/99	*	Cal State Stanislaus	W	15	6	3/18/00	* @	CS San Bernardino	W	6	3
2/27/99	*	Cal State Stanislaus	W	6	2	3/19/00	*	CS San Bernardino	W	12	1
2/27/99	*	Cal State Stanislaus	L	12	16	3/25/00	*	CS San Bernardino	W	15	4
2/28/99	*	Cal State Stanislaus	L	15	17	3/26/00	* @	CS San Bernardino	W	12	11
2/25/00	* @	Cal State Stanislaus	W	6	4	2/1/02		CS San Bernardino	W	7	1
2/26/00	* @	Cal State Stanislaus	L	3	13	2/2/02		CS San Bernardino	L (12)	6	8
2/26/00	* @	Cal State Stanislaus	W 7	8	3	2/3/02		CS San Bernardino	W	6	0

UC Riverside Records

All-Time Game-By-Game vs. Opponents

California Baptist		24-8		5/23/75	%	Chapman	W	9	8
3/15/79	@ Cal Baptist	W	11	4	4/21/76	@ Chapman	W	4	2
4/27/79	Cal Baptist	W	10	5	4/12/77	@ Chapman	L	3	4
2/22/80	Cal Baptist	W	8	3	5/6/77	@ Chapman	W	6	0
2/29/80	@ Cal Baptist	W	15	3	5/7/77	Chapman	W	14	4
2/22/82	Cal Baptist	L	4	5	5/7/77	Chapman	W	3	2
4/14/82	Cal Baptist	L	1	2	3/14/78	Chapman	L	2	5
2/12/83	Cal Baptist	W	6	2	4/11/78	@ Chapman	W	5	4
2/25/83	Cal Baptist	L	6	8	4/21/78	Chapman	L	5	7
2/18/84	Cal Baptist	W	15	3	4/22/78	@ Chapman	L	1	5
2/21/84	Cal Baptist	W	7	1	4/22/78	@ Chapman	W	9	8
2/28/87	Cal Baptist	W	11	0	5/2/78	Chapman	L	3	5
2/26/88	Cal Baptist	W	6	2	3/13/79	Chapman	L	6	7
2/27/88	Cal Baptist	W	9	1	3/16/79	Chapman	L	0	4
2/14/89	Cal Baptist	W	7	4	4/11/79	Chapman	L	1	4
2/9/90	@ Cal Baptist	W	5	4	4/17/79	@ Chapman	W	7	6
3/27/90	Cal Baptist	L	5	7	4/19/79	Chapman	W	8	6
2/12/91	Cal Baptist	L	6	8	4/20/79	@ Chapman	L	2	4
3/9/92	Cal Baptist	W	8	5	4/21/79	Chapman	L	6	11
2/10/93	Cal Baptist	W	7	1	4/21/79	Chapman	W	10	3
2/13/93	Cal Baptist	W	7	2	4/8/80	@ Chapman	L	8	12
3/3/94	Cal Baptist	W	9	5	4/15/80	Chapman	L	8	15
3/31/94	Cal Baptist	L	2	10	4/25/80	* @ Chapman	W	4	3
3/8/95	Cal Baptist	W	9	4	4/26/80	* Chapman	W	19	10
3/10/95	@ Cal Baptist	L	3	4	4/26/80	* Chapman	W	6	4
4/10/96	@ Cal Baptist	W	11	9	5/6/80	@ Chapman	W	7	6
4/12/96	Cal Baptist	W	9	8	3/17/81	* Chapman	W	4	2
2/4/97	@ Cal Baptist	W	15	10	4/14/81	* Chapman	W	11	3
3/5/97	Cal Baptist	W	10	5	4/21/81	* Chapman	L	2	4
2/7/98	Cal Baptist	L	12	14	5/1/81	* Chapman	W	4	2
2/10/98	@ Cal Baptist	W	18	1	5/2/81	* Chapman	W	12	0
3/16/99	@ Cal Baptist	W	12	4	5/2/81	* Chapman	L	6	7
4/27/99	Cal Baptist	W	12	9	3/9/82	* Chapman	W	4	3
					4/6/82	* Chapman	W	5	4
					4/20/82	* Chapman	L	9	19
Central Missouri State		0-1			4/30/82	* Chapman	W	7	4
5/29/94	% Central Missouri State	L	6	9	5/1/82	* Chapman	W	2	1
					5/1/82	* Chapman	W	8	4
Chapman		57-61			3/29/83	* Chapman	W	2	1
1959	Chapman	L	1	6	4/8/83	* Chapman	W	13	8
1959	Chapman	W	1	0	4/9/83	* Chapman	W	4	1
1962	Chapman	L	7	8	4/9/83	* Chapman	W	7	2
1964	Chapman	L	2	7	4/12/83	* Chapman	L	7	9
1964	Chapman	L	0	4	4/19/83	* Chapman	L	7	9
1965	Chapman	L	4	7	4/27/83	* Chapman	W	9	8
1965	Chapman	L	3	6	4/17/84	* Chapman	L	0	1
1966	Chapman	L	1	2	4/17/84	* Chapman	L	7	8
1966	Chapman	L	1	3	4/20/84	* Chapman	L	3	6
1966	Chapman	L	1	2	4/21/84	* Chapman	W	2	1
1967	Chapman	L	0	2	4/21/84	* Chapman	L	2	11
1967	Chapman	L	1	4	4/30/85	* Chapman	W	11	6
1967	Chapman	L	2	7	5/3/85	* Chapman	W	6	5
1968	Chapman	L	4	5	5/4/85	* Chapman	L	5	6
1968	Chapman	L	5	6	5/4/85	* Chapman	L	3	9
1969	Chapman	L	2	5	5/10/85	* Chapman	W	12	5
1969	Chapman	L	1	2	4/11/86	* @ Chapman	W	6	0
1969	Chapman	L	2	8	4/22/86	* Chapman	W	10	3
1970	Chapman	L			5/3/86	* @ Chapman	W	11	4
1970	Chapman	L			5/3/86	* @ Chapman	W	8	3
1972	Chapman	L	2	16	5/9/86	* Chapman	W	14	13
2/14/73	Chapman	L	2	4	3/31/87	* Chapman	L	5	8
1974	Chapman	W	8	6	4/2/87	* Chapman	L	5	11
1974	Chapman	L	3	7	4/15/87	* Chapman	L	3	4
1974	Chapman	W	6	1	4/22/87	* Chapman	L	9	20
3/8/75	Chapman				4/24/87	* Chapman	W	15	4
3/8/75	Chapman				3/1/88	* Chapman	W	9	4

3/2/88	*	Chapman	L	3	6	5/25/85	Florida Southern	W	10	1
4/8/88	*	Chapman	W	7	5					
4/9/88	*	Chapman	W	5	3	Gonzaga		3-1		
4/9/88	*	Chapman	W	6	2	2/9/07	Gonzaga	W	9	3
3/10/89	*	Chapman	W	5	4	2/10/07	Gonzaga	W	11	4
3/11/89	*	Chapman	W	4	3	2/11/07	Gonzaga	L	2	3
5/11/89	*	Chapman	W	4	2	3/6/09	N Gonzaga	W	4	0
5/12/89	*	Chapman	W	7	2					
5/13/89	*	Chapman	L	1	13	Grand Canyon		17-16		
2/23/90	*	Chapman	L	5	6	1/27/90	@ Grand Canyon	W	14	6
2/24/90	*	@ Chapman	W	9	3	1/28/90	@ Grand Canyon	W	7	5
4/12/90	*	Chapman	L	9	12	2/1/91	@ Grand Canyon	W	11	6
4/13/90	*	@ Chapman	W	11	9	2/2/91	@ Grand Canyon	W	13	8
4/14/90	*	Chapman	W (10)	5	4	2/5/91	@ Grand Canyon	L	8	23
3/1/91	*	Chapman	L	3	5	2/22/91	Grand Canyon	W	6	4
3/3/91	*	Chapman	L	4	8	2/23/91	Grand Canyon	W (11)	16	15
3/4/91	*	@ Chapman	W	6	5	2/6/92	Grand Canyon	L	10	13
4/18/91	*	@ Chapman	W	4	2	2/8/92	Grand Canyon	L	8	10
4/19/91	*	Chapman	L	0	4	2/8/92	Grand Canyon	L	2	11
4/20/91	*	@ Chapman	L	2	3	2/18/93	Grand Canyon	L	3	6
3/3/92		Chapman	W	7	6	2/18/93	Grand Canyon	W	8	0
4/5/92		Chapman	L	2	7	2/19/93	Grand Canyon	L	7	13
2/12/93		Chapman	L	1	5	2/17/94	Grand Canyon	L	5	12
4/13/93		Chapman	L	18	20	2/18/94	Grand Canyon	L	10	12
3/4/94		Chapman	W	14	4	2/19/94	Grand Canyon	W	6	3
3/30/94		Chapman	W	11	1	2/2/96	@ Grand Canyon	W	10	7
						2/3/96	@ Grand Canyon	W (10)	10	6
Claremont			2-0			2/4/96	@ Grand Canyon	W	10	4
3/10/76	@	Claremont	W	9	6	2/7/97	@ Grand Canyon	W	8	0
2/25/84		Claremont	W	14	0	2/8/97	@ Grand Canyon	W	7	4
						2/9/97	@ Grand Canyon	W	16	13
College of the Southwest			1-0			2/13/98	@ Grand Canyon	W (10)	7	6
3/25/92		Coll. of the Southwest	W	12	0	2/14/98	@ Grand Canyon	L	6	13
						2/14/98	@ Grand Canyon	L	4	6
Columbia			3-0			2/5/99	Grand Canyon	W	8	7
3/13/09		Columbia	W	14	5	3/19/99	* @ Grand Canyon	W	8	5
3/14/09		Columbia	W	6	4	3/20/99	* @ Grand Canyon	L	8	18
3/15/09		Columbia	W	15	5	3/20/99	* @ Grand Canyon	L (7)	3	7
						3/21/99	* @ Grand Canyon	L	10	11
Cornell			1-0			4/14/00	Grand Canyon	L	4	7
3/28/86		Cornell	W	17	5	4/15/00	Grand Canyon	W	13	5
						4/15/00	Grand Canyon	L (8)	5	10
Dartmouth			2-0			4/16/00	Grand Canyon	L	4	7
3/24/87		Dartmouth	W (10)	7	5					
3/19/93		Dartmouth	W	8	3	Harvard		2-0		
						4/1/89	Harvard	W	11	5
Delaware			1-0			3/21/08	Harvard	W	9	4
3/26/76	\$	Delaware	W	5	4					
						Hawaii		1-0		
Delta State			2-0			3/27/02	% Hawaii	W	12	7
5/28/77	&	Delta State	W	8	2					
6/1/77	&	Delta State	W	5	3	Hawaii Pacific		6-1		
						2/7/87	Hawaii Pacific	W	15	1
Denver			2-0			2/7/87	Hawaii Pacific	W	11	5
3/24/92		Denver	W	13	4	3/26/94	Hawaii Pacific	W	13	4
3/26/92		Denver	W	3	1	3/26/94	Hawaii Pacific	W	13	3
						3/26/94	Hawaii Pacific	W	7	3
Eastern Michigan			2-0			2/18/98	Hawaii Pacific	L	7	10
3/24/76	\$	Eastern Michigan	W	10	2	3/31/02	% Hawaii-Pacific	W	6	3
3/24/80		Eastern Michigan	W	9	0					
						Hawaii-Hilo		5-0		
Eckerd College			1-1			3/28/02	% UH-Hilo	W	5	1
5/30/77	&	Eckerd College	L	2	8	3/26/04	@ UH-Hilo	W (7)	8	1
6/2/77	&	Eckerd College	W	4	1	3/26/04	@ UH-Hilo	W (13)	6	5
						3/27/04	@ UH-Hilo	W	7	1
Florida Southern			2-0			3/28/04	@ UH-Hilo	W	8	0
5/24/82		Florida Southern	W	8	7					

UC Riverside Records

All-Time Game-By-Game vs. Opponents

Indiana		1-0		2/4/83	Long Beach State	L	4	5	
3/27/79	Indiana	W	5	1	3/7/83	Long Beach State	L	2	7
				2/14/84	Long Beach State	W	11	3	
Jacksonville State (AL)		1-1		2/24/84	Long Beach State	L	3	9	
5/25-6/1/91 \$	Jacksonville State	W	12	10	2/25/84	Long Beach State	W	19	6
5/25-6/1/91 \$	Jacksonville State	L	2	5	2/20/85	Long Beach State	W	16	4
				2/11/86	Long Beach State	W	5	3	
La Salle		1-0		2/25/86	@ Long Beach State	L	2	3	
3/3/08	La Salle	W	6	0	2/20/87	Long Beach State	W	7	4
				2/21/87	Long Beach State	W	6	5	
La Verne		11-7		2/12/88	@ Long Beach State	W	15	2	
2/24/73	@ La Verne	W (6)	1	0	2/13/88	Long Beach State	L	7	8
2/24/73	@ La Verne	L (10)	4	5	2/4/89	Long Beach State	L	5	6
3/14/73	La Verne	W (7)	7	3	2/18/89	Long Beach State	L	10	11
3/14/73	La Verne	L (7)	1	2	2/28/93	Long Beach State	L	3	4
2/22/75	@ La Verne	L	2	5	4/20/01	Long Beach State	L	1	8
2/22/75	@ La Verne	L	1	8	4/21/01	Long Beach State	W	7	5
2/26/75	La Verne	L	1	10	4/22/01	Long Beach State	L	8	15
2/26/75	La Verne	W	7	3	3/14/02 *	Long Beach State	L	2	4
2/21/76	@ La Verne	W	8	2	3/15/02 *	Long Beach State	L	2	9
2/21/76	@ La Verne	W	2	1	3/16/02 *	Long Beach State	L	3	10
2/24/76	La Verne	W	6	5	5/9/03 * @	Long Beach State	L	4	9
2/25/77	@ La Verne	W	4	2	5/10/03 * @	Long Beach State	L	2	6
2/25/78	La Verne	L	1	2	5/11/03 * @	Long Beach State	L	3	8
2/25/78	La Verne	L	6	15	5/14/04 *	Long Beach State (#6)	L	1	11
2/12/85	La Verne	W	11	1	5/15/04 *	Long Beach State (#6)	L	6	9
2/8/86	La Verne	W	18	2	5/16/04 *	Long Beach State (#6)	W	5	4
2/8/86	La Verne	W	12	4	4/1/05 * @	Long Beach State (#20)	L	1	6
2/10/88	@ La Verne	W	12	3	4/2/05 * @	Long Beach State (#20)	L	0	1
				4/3/05 * @	Long Beach State (#20)	L	1	4	
Lafayette		1-0		5/19/06 *	Long Beach State	W	7	1	
3/25-3/30/91	Lafayette	W	9	5	5/20/06 *	Long Beach State	L (12)	9	11
				5/21/06 *	Long Beach State	L	2	5	
Lewis		0-1		5/18/07 * @	Long Beach State (#11)	W	7	4	
5/30/94 %	Lewis (Illinois)	L	0	5	5/19/07 * @	Long Beach State (#11)	W	2	1
				5/20/07 * @	Long Beach State (#11)	W (10)	7	6	
Lewis-Clark State		1-0		4/4/08 *	Long Beach State	L	3	6	
3/29/02 %	Lewis-Clark State	W	7	4	4/5/08 *	Long Beach State	W	6	4
				4/6/08 *	Long Beach State	W	7	1	
Long Beach State		25-41-1		4/3/09 * @	Long Beach State	L	2	5	
1964	@ Long Beach State	L	2	10	4/4/09 * @	Long Beach State	L	1	2
1966	@ Long Beach State	L	6	7	4/5/09 * @	Long Beach State	W	4	3
1967	@ Long Beach State	L	2	3					
1967	@ Long Beach State	L	7	8	Longwood		1-0		
1968	@ Long Beach State	L	1	3	5/22/82	Longwood	W	6	1
1972	Long Beach State	L	5	6					
1972	Long Beach State	L	7	11	Loyola Marymount		13-10		
1973	@ Long Beach State	L	1	2	3/1/77	Loyola Marymount	L	5	11
1973	@ Long Beach State	L	1	2	3/7/77	@ Loyola Marymount	W	7	5
1974	Long Beach State	L	5	6	4/24/78	@ Loyola Marymount	W	10	8
1974	Long Beach State	L	4	8	5/9/78	Loyola Marymount	L	4	10
2/25/75	@ Long Beach State	L (15)	0	1	2/15/79	@ Loyola Marymount	L	9	15
3/7/75	Long Beach State	L	0	12	3/3/79	Loyola Marymount	L	2	5
2/26/77	Long Beach State	L	5	9	3/3/79	Loyola Marymount	L	0	3
2/26/77	Long Beach State	W	3	1	4/8/81	Loyola Marymount	W	14	6
3/2/77	@ Long Beach State	W	12	7	2/29/84	Loyola Marymount	W	16	8
2/15/78	Long Beach State	W	5	0	3/2/84	Loyola Marymount	L	3	6
4/26/78	Long Beach State	L	2	8	3/3/84	Loyola Marymount	W	5	4
2/24/79	@ Long Beach State	W	13	3	2/5/85	Loyola Marymount	W	8	7
2/24/79	@ Long Beach State	L	5	6	3/5/85	Loyola Marymount	W	10	9
2/28/79	Long Beach State	T	9	9	3/26/03	@ Loyola Marymount	W	5	3
3/1/80	Long Beach State	W	4	2	2/10/04	@ Loyola Marymount	L	4	5
3/1/80	Long Beach State	W	3	1	4/6/04	Loyola Marymount	W	12	2
3/5/80	@ Long Beach State	W	15	4	2/21/06	@ Loyola Marymount	W	6	3
2/13/81	Long Beach State	W	14	5	3/25/06	Loyola Marymount	W	10	7
2/24/81	Long Beach State	W	10	8	3/26/06	Loyola Marymount	W	3	1
				3/26/06	Loyola Marymount	W	9	2	

3/11/08	@	Loyola Marymount	L	3	12	New Mexico		1-1	
4/22/08		Loyola Marymount	L	1	7	3/27/87	New Mexico	W	16 10
3/10/09	@	Loyola Marymount	W (10)	10	9	3/25-3/30/91	New Mexico	L	3 4
4/14/09		Loyola Marymount	L	5	8				
Maine			2-2			Northwestern		1-1	
3/25/78		Maine	W	10	5	3/19/83	Northwestern	W	2 1
3/27/78	\$	Maine	L	6	7	3/21/83	Northwestern	L	9 12
3/20/82		Maine	L	1	2	Notre Dame		1-0	
3/22/82		Maine	W	9	5	3/25/86	Notre Dame	W	13 2
Maine-Orono			1-0			Oklahoma		2-8	
3/25/79		Univ. of Maine-Orono	W	3	2	3/26/71	Oklahoma	W	7 8
Massachusetts			1-0			3/5/04	@ #16 Oklahoma	L	3 4
3/28/73	\$	Massachusetts	W	5	3	3/6/04	@ #16 Oklahoma	W	10 3
Mesa State (CO)			1-1			3/7/04	@ #16 Oklahoma	L	1 5
4/2/93		Mesa State	L	4	5	3/3/06	@ #25 Oklahoma	L (10)	0 1
4/3/93		Mesa State	W	5	3	3/4/06	@ #25 Oklahoma	L	4 7
Metro State			2-0			3/5/06	@ #25 Oklahoma	L	6 7
3/24/90		Metro State	W	14	4	3/2/07	@ Oklahoma	L	5 14
3/3/96		Metro State	W	8	5	3/3/07	@ Oklahoma	L	5 11
Michigan			2-0			3/4/07	@ Oklahoma	L	1 2
2/24/02		Michigan	W	17	8	Oklahoma State		1-2	
2/27/02		Michigan	W	13	7	2/4/01	\$ Oklahoma State	L	0 17
Missouri			1-1			2/18/02	Oklahoma State	L	6 8
4/2/77	\$	Missouri	L	16	18	3/8/09	N Oklahoma State	W	7 0
3/25/85		Missouri	W	11	5	Oral Roberts		7-0	
Missouri-St. Louis			1-0			3/29/77	\$ Oral Roberts	W	15 4
5/29/77	&	Missouri-St. Louis	W	12	0	3/28/78	\$ Oral Roberts	W	10 6
Montclair State			1-0			3/31/79	Oral Roberts	W	11 1
3/17/90		Montclair State	W	12	6	3/23/82	Oral Roberts	W	9 3
Nebraska			2-5			3/22/83	Oral Roberts	W	17 7
3/27/80		Nebraska	W	5	1	3/29/84	Oral Roberts	W	11 4
6/1/07	#	Nebraska	W	10	5	3/8/03	Oral Roberts	W	12 3
6/3/07	#	Nebraska	L	1	11	Oregon		1-1	
2/29/08	@	Nebraska	L	2	3	1974	\$ Oregon	L	9 10
3/1/08	@	Nebraska	L	4	10	3/29/79	Oregon	W	7 3
3/2/08	@	Nebraska	L	2	5	Oregon State		8-10	
3/3/08	@	Nebraska	L	1	13	3/25/76	\$ Oregon State	L	2 3
Nevada			7-5			4/1/78	\$ Oregon State	L	2 4
3/28/03	@	Nevada	L	8	17	3/30/84	Oregon State	W	15 2
3/29/03	@	Nevada	L	6	8	3/23/85	Oregon State	W	9 6
3/30/03	@	Nevada	W (10)	3	2	3/29/85	Oregon State	L	3 5
2/12/05		Nevada	W	6	1	3/26/86	Oregon State	L	3 13
2/12/05		Nevada	W (7)	3	2	3/28/89	Oregon State	W	11 10
2/13/05		Nevada	L	5	7	3/25-3/30/91	Oregon State	W	2 1
2/1/07		Nevada	W	8	4	2/17/01	% Oregon State	L	10 18
2/2/07		Nevada	W	12	8	2/23/02	Oregon State	W	21 4
2/3/07		Nevada	W	9	8	2/7/03	Oregon State	W	9 6
3/7/08	@	Nevada	L	5	10	2/8/03	Oregon State	L	6 8
3/8/08	@	Nevada	W	6	2	2/9/03	Oregon State	W	10 2
3/9/08	@	Nevada	L	1	3	2/26/04	Oregon State	L	3 16
New Haven			1-0			3/4/05	@ #24 Oregon State	W	3 2
5/23/82		New Haven	W	4	3	3/5/05	@ #24 Oregon State	L	2 5
						3/6/05	@ #24 Oregon State	L	2 7
						3/7/09	N #24 Oregon State	L	1 5
						Pacific		16-15	
						3/30/01	Pacific	L	2 13
						3/31/01	Pacific	L	2 12
						4/1/01	Pacific	L	4 10

UC Riverside Records

All-Time Game-By-Game vs. Opponents

5/11/01	@ Pacific	L	0	8	2/23/78	Redlands	W (17)	13	12
5/12/01	@ Pacific	W	1	0	3/15/78	@ Redlands	W	8	5
5/13/01	@ Pacific	W (10)	6	5	2/23/79	@ Redlands	W	15	3
4/26/02	* Pacific	W	8	4	4/26/79	Redlands	W	19	2
4/27/02	* Pacific	L	1	4	4/3/80	@ Redlands	W	17	10
4/28/02	* Pacific	L	6	15	5/7/80	Redlands	W	5	1
4/25/03	* Pacific	W	10	1	5/6/81	Redlands	W	12	4
4/26/03	* Pacific	W	10	2	2/16/99	@ Redlands	W	6	4
4/27/03	* Pacific	L	9	11	4/21/99	Redlands	W	13	7
4/30/04	* @ Pacific	L	9	10					
5/1/04	* @ Pacific	W	9	8	Regis		2-0		
5/2/04	* @ Pacific	L	1	5	3/4/97	Regis	W	8	3
4/29/05	* Pacific	W	14	0	3/6/97	Regis	W	20	3
4/30/05	* Pacific	W	10	6					
5/1/05	* Pacific	L	4	10	Richmond		1-1		
5/5/06	* @ Pacific	W	11	2	5/30/03 %	Richmond	W	10	8
5/6/06	* @ Pacific	L	4	5	5/31/03 %	Richmond	L	1	8
5/7/06	* @ Pacific	L	4	5					
5/4/07	* Pacific	W (10)	5	4	Sacramento State		15-3		
5/5/07	* Pacific	L	3	5	2/13/82	Sacramento State	L	4	7
5/6/07	* Pacific	W	8	7	2/5/83	Sacramento State	W	13	2
5/2/08	* @ Pacific	W	7	6	3/24/01	@ Sacramento State	W	12	8
5/3/08	* @ Pacific	W	19	9	3/25/01	@ Sacramento State	W	16	1
5/4/08	* @ Pacific	W	6	5	3/26/01	@ Sacramento State	W	8	6
5/1/09	* Pacific	L	5	9	5/4/01	Sacramento State	W	10	9
5/2/09	* Pacific	W	7	4	5/5/01	Sacramento State	L	6	12
5/3/09	* Pacific	W	5	1	5/6/01	Sacramento State	L	4	6
					4/12/02	* @ Sacramento State	W	10	0
Pennsylvania		0-1			4/13/02	* @ Sacramento State	W	7	3
3/5/94	Pennsylvania	L	10	12	4/14/02	* @ Sacramento State	W	17	5
					3/22/03	Sacramento State	W	14	4
Pepperdine		2-7			3/23/03	Sacramento State	W	6	2
2/20/73	Pepperdine	W	1	0	2/29/04	Sacramento State	W	5	3
1974	Pepperdine	L	2	4	3/21/04	@ Sacramento State	W	4	2
1974	Pepperdine	L	1	9	3/22/04	@ Sacramento State	W	9	1
4/10/01	@ Pepperdine	L	5	12	3/11/05	Sacramento State	W	5	2
2/26/03	@ Pepperdine	L	10	13	3/12/05	@ Sacramento State	W	7	1
4/15/03	Pepperdine	L	3	12					
5/9/06	@ Pepperdine (#20)	W	5	3	San Diego		37-33-1		
2/26/08	@ Pepperdine	L	4	11	4/29/72	San Diego	L	2	9
5/20/08	Pepperdine	L	18	9	4/29/72	San Diego	W	8	2
					1974	San Diego	L	4	6
Pittsburgh		1-0			1974	San Diego	L	2	3
3/30/77	\$ Pittsburgh	W	6	2	1974	San Diego	W	7	4
					3/15/75	@ San Diego	W	6	3
Point Loma		2-1			3/15/75	@ San Diego	W	6	0
2/6/95	Point Loma	W	9	7	4/23/75	San Diego	L	5	14
2/18/95	@ Point Loma	W	9	5	2/25/76	@ San Diego	L	5	19
2/18/95	@ Point Loma	L (7)	0	2	4/6/76	San Diego	W	6	2
					4/15/77	@ San Diego	W (10)	5	4
Portland		1-2			4/16/77	San Diego	W	6	5
3/9/07	Portland	L	7	8	4/16/77	San Diego	W	8	1
3/10/07	Portland	L	2	5	4/26/77	@ San Diego	L	3	9
3/11/07	Portland	W	13	5	2/14/81	San Diego	W	3	0
					2/14/81	San Diego	W	7	5
Purdue		2-0			2/21/81	San Diego	W	1	0
3/16/01	Purdue	W	13	2	2/21/81	San Diego	W	9	8
3/16/01	Purdue	W (7)	1	0	2/19/82	San Diego	L	1	8
					2/20/82	San Diego	W	7	6
Redlands		15-1			2/20/82	San Diego	W	5	2
1974	Redlands	W	14	5	3/14/84	San Diego	L	8	10
3/14/75	Redlands	W	11	8	3/17/84	San Diego	L	1	2
4/15/75	@ Redlands	L	2	3	2/15/85	San Diego	W	9	6
2/17/76	Redlands	W	11	1	2/16/85	San Diego	L	6	9
3/30/76	@ Redlands	W	12	9	2/16/85	San Diego	W	10	6
2/15/77	Redlands	W	12	5	2/27/86	San Diego	W	9	7
3/8/77	@ Redlands	W	6	5					

3/1/86	San Diego	W	7	6	2/3/87	San Diego State	W	9	5
3/1/86	San Diego	L	5	9	2/6/88	San Diego State	L	3	4
4/19/88	San Diego	L	4	13	2/7/88	San Diego State	L	9	11
5/5/89	San Diego	L	8	9	2/7/89	San Diego State	W	8	0
5/6/89	San Diego	W	4	2	3/7/89	San Diego State	L	5	10
2/5/91	@ San Diego	T	12	12	3/13/90	San Diego State	W	6	5
3/12/91	San Diego	W	8	7	4/2/91	San Diego State	L (10)	4	7
4/23/91	@ San Diego	L	2	3	4/30/91	@ San Diego State	W	3	2
2/24/92	San Diego	L	8	13	4/7/92	San Diego State	L	1	4
4/15/92	San Diego	L	3	5	4/28/92	San Diego State	L	4	6
4/27/93	San Diego	L	9	10	2/2/93	San Diego State	L	2	6
2/15/94	San Diego	W	8	7	3/9/93	San Diego State	L	3	12
3/28/95	San Diego	W	5	4	3/16/93	San Diego State	W	9	8
4/19/95	@ San Diego	L	1	6	4/12/93	San Diego State	L	3	5
2/27/96	@ San Diego	L	4	7	3/17/94	San Diego State	W	8	7
2/29/96	San Diego	W	8	7	3/29/94	San Diego State	W	6	4
2/13/97	San Diego	L	4	15	3/8/00	San Diego State	L	7	16
4/8/97	@ San Diego	L	6	10	5/9/00	@ San Diego State	L	3	14
3/17/98	@ San Diego	L	6	12	2/18/01	% San Diego State	L	5	16
4/21/98	San Diego	W (10)	6	5	2/5/02	@ San Diego State	L	4	5
2/23/99	San Diego	L	10	12	4/9/02	San Diego State	L	0	8
3/2/99	@ San Diego	W (10)	9	7	4/29/03	San Diego State	W	8	6
1/30/01	@ San Diego	L	0	10	5/6/03	@ San Diego State	W	15	12
2/16/01	% San Diego	L	8	23	2/23/07	@ San Diego State	W	4	1
2/20/01	San Diego	W (10)	6	5	2/24/07	@ San Diego State	W	16	4
2/15/02	@ San Diego	W	3	2	2/25/07	@ San Diego State	L	0	5
2/16/02	San Diego	W	4	3	3/13/07	San Diego State	W (10)	4	3
2/17/02	@ San Diego	W	9	5	5/1/07	@ San Diego State	W	7	1
2/15/03	San Diego	W (10)	2	1	3/4/08	San Diego State	L	5	6
2/16/03	@ San Diego	W	1	0	4/15/08	@ San Diego State	L	7	10
2/17/03	San Diego	L	3	6					
2/20/04	@ San Diego	L	6	7	San Francisco	14-3			
3/31/04	@ San Diego	L	4	12	2/23/01	@ San Francisco	L	2	5
4/27/04	* San Diego	L	8	16	2/8/02	San Francisco	W	4	1
2/4/05	San Diego	L	1	7	2/9/02	San Francisco	L	6	16
2/5/05	@ San Diego	W	7	4	2/10/02	San Francisco	W	8	7
2/6/05	San Diego	L	9	14	2/22/02	! San Francisco	W	7	2
4/18/06	@ San Diego (#19)	W	11	1	1/31/03	San Francisco	W	12	5
5/16/06	San Diego	W (11)	9	8	2/1/03	San Francisco	W	14	6
2/27/07	San Diego	W	9	4	2/2/03	San Francisco	W	11	3
4/10/07	@ San Diego	W	8	7	3/12/04	San Francisco	W	7	6
4/8/08	San Diego	L	4	11	3/13/04	San Francisco	W	5	1
4/9/08	@ San Diego	L	2	7	3/14/04	San Francisco	W	11	7
3/31/09	San Diego (#25)	W	8	7	2/3/06	San Francisco	W	8	0
4/28/09	@ San Diego (#30)	W	2	1	2/4/06	San Francisco	W	7	0
					2/5/06	San Francisco	W	9	7
San Diego State		18-29-1			2/16/07	San Francisco	W	3	0
2/10/68	San Diego State	L	4	5	2/17/07	San Francisco	W	9	2
2/10/68	San Diego State	W	8	4	2/18/07	San Francisco	L	3	5
2/20/71	@ San Diego State	L	2	1	2/26/09	San Francisco	L	0	7
2/20/71	@ San Diego State	W	6	5	2/27/09	San Francisco	W (13)	5	4
4/13/71	San Diego State	T (14)	5	5	2/28/09	San Francisco	W	8	2
2/10/73	San Diego State	L	1	4	3/1/09	San Francisco	W	7	4
2/10/73	San Diego State	L (5)	1	2					
2/16/73	@ San Diego State	W	11	9	San Francisco State	10-2			
3/5/75	@ San Diego State	W	4	2	5/15/81	\$ San Francisco State	W	6	2
4/20/76	San Diego State	L	7	11	5/16/81	\$ San Francisco State	L	11	12
4/27/76	@ San Diego State	L	0	13	5/16/81	\$ San Francisco State	W	6	4
2/11/82	San Diego State	W	5	3	5/13/82	San Francisco State	W	6	4
2/23/82	San Diego State	L	2	7	5/19/95	# San Francisco State	W	16	4
2/15/83	San Diego State	L	7	11	3/5/99	* San Francisco State	W	16	1
2/22/83	San Diego State	L	6	7	3/5/99	* San Francisco State	W	9	2
3/31/83	San Diego State	L (15)	7	8	3/6/99	* San Francisco State	L (7)	5	6
3/31/84	San Diego State	L	7	8	3/7/99	* San Francisco State	W	17	9
3/26/85	San Diego State	L	2	6	3/3/00	* @ San Francisco State	W	9	8
2/12/86	San Diego State	L	2	3	3/4/00	* @ San Francisco State	W	8	4

UC Riverside Records

All-Time Game-By-Game vs. Opponents

3/4/00 * @	San Francisco State	W (7)	6	4	3/27/07	USC	L	3	8
#	NCAA Regional				4/1/08	@ USC	L	5	7
					5/14/08	USC	L	10	13
					5/19/09	@ USC	L	4	5
San Jose State		2-1			Southern Colorado		0-1		
3/30/81	San Jose State	W	7	5	5/18/96 % @	Southern Colorado	L	3	6
3/31/81	San Jose State	W	4	3					
3/25/02 %	San Jose State	L	4	12					
Santa Clara		8-6			Southern Illinois		2-1		
3/24/75 \$	Santa Clara	L	11	12	3/26/75 \$	Southern Illinois	W	7	4
3/26/80	Santa Clara	L	9	11	5/25-6/1/91	Southern Illinois	L	2	5
3/23/83	Santa Clara	W	4	1	5/25-6/1/91	Southern Illinois	W	16	4
1/30/04	Santa Clara	L	2	6	Southern Methodist		1-0		
1/31/04	Santa Clara	W	13	8	3/24/75 \$	Southern Methodist	W	9	6
2/1/04	Santa Clara	L	6	12					
1/29/05 @	Santa Clara	L	9	14	Southern Utah		16-7		
1/29/05 @	Santa Clara	W	3	2	3/4/88	Southern Utah	W	10	6
1/30/05 @	Santa Clara	W	5	2	3/5/88	Southern Utah	W	10	9
2/18/06 @	Santa Clara	W	1	0	3/5/88	Southern Utah	W	1	0
2/19/06 @	Santa Clara	L (13)	2	3	2/21/92	Southern Utah	W	23	1
3/16/07	Santa Clara	W	11	8	2/22/92	Southern Utah	W	6	5
3/17/07	Santa Clara	W	17	3	4/2/93	Southern Utah	L	3	6
3/18/07	Santa Clara	W	10	4	4/3/93	Southern Utah	W	11	8
					5/9/94	Southern Utah	W	6	5
Seton Hall		2-2			5/10/94	Southern Utah	W	18	8
3/22/80	Seton Hall	W	7	4	3/31/95 @	Southern Utah	W	8	2
3/25/80	Seton Hall	W	25	6	4/1/95 @	Southern Utah	W	10	2
3/17/84	Seton Hall	L	3	6	4/1/95 @	Southern Utah	W (7)	3	2
3/24/84	Seton Hall	L		6	2/10/96	Southern Utah	L	4	5
					2/10/96	Southern Utah	W (7)	7	1
Shippensburg		1-0			2/11/96	Southern Utah	W	11	4
5/25-6/1/91 \$	Shippensburg	W	8	3	4/12/97 @	Southern Utah	W (7)	10	7
					4/12/97 @	Southern Utah	W	15	0
Sonoma State		7-1			3/20/98 @	Southern Utah	L (7)	8	9
5/15/92	Sonoma State	W	4	2	3/20/98 @	Southern Utah	L (7)	0	9
2/5/98	Sonoma State	W	5	4	3/21/98 @	Southern Utah	L	11	14
5/6/99 %	Sonoma State	L	4	7	4/24/98	Southern Utah	L	2	5
5/5/00 *	Sonoma State	W	7	1	4/25/98	Southern Utah	W (7)	3	1
5/6/00 *	Sonoma State	W	12	7	4/25/98	Southern Utah	L	11	12
5/6/00 *	Sonoma State	W (7)	5	4					
5/7/00 *	Sonoma State	W	9	2	St. John's		1-0		
5/17-5/20/91%	Sonoma State	W	18	12	3/25/83	St. John's	W	17	3
Southern California		6-20			St. Mary's		1-1		
3/31/69	USC	L	0	2	4/2/81	St. Mary's College	L	1	5
3/23/70	USC	L	3	12	3/9/03	St. Mary's College	W	10	2
3/30/73 \$	USC	L	4	7					
2/6/82	USC	L	2	7	Stanford		3-5		
2/3/84	USC	L	4	8	1974 \$	Stanford	W	6	3
2/4/86 @	USC	L	2	3	3/28/75 \$	Stanford	L	1	5
1/30/87	USC	L	3	12	3/29/75 \$	Stanford	W	7	4
2/19/88	USC	L	6	7	3/27/76 \$	Stanford	W	11	1
2/20/88 @	USC	L	12	20	3/27/78 \$	Stanford	L (12)	5	6
4/11/89	USC	W	6	3	4/1/81	Stanford	L	8	10
2/9/95 @	USC	L	6	7	3/22/82	Stanford	L	4	7
3/6/01 @	USC	W	6	4	5/31/03 %	Stanford	L	6	13
4/17/01	USC	L	2	14					
2/12/02	USC	L	7	11	Texas Tech		1-2		
4/1/03 @	USC	L	4	9	2/15/01 %	Texas Tech	L	6	17
2/17/04	#20 USC	W	10	9	3/24/08 @	Texas Tech	L	4	5
2/24/04 @	USC	W	7	3	3/25/08 @	Texas Tech	W	8	6
3/1/05 @	#23 USC	L	8	21	3/3/09	Texas Tech	W	9	8
3/8/05	#20 USC	W	8	3	3/5/09 N	Texas Tech	W	9	5
2/7/06	USC	L	10	13					
4/11/06 @	#20 USC	L	9	17					
3/6/07 @	USC	W	4	1					

The Citadel		1-0		5/7/05	@ UC Davis	L	2	5	
2/3/01	\$ The Citadel	W	12	0	3/31/06	UC Davis	W	3	2
					4/1/06	UC Davis	L (10)	5	7
The Master's College		13-2		4/2/06	UC Davis	W	5	3	
2/20/89	The Master's College	W	15	8	3/30/07	@ UC Davis	W	4	1
3/8/89	The Master's College	L	5	11	3/31/07	@ UC Davis	W	12	3
2/13/90	The Master's College	W	9	8	4/1/07	@ UC Davis	L	1	3
2/21/90	@ The Master's College	W	13	7	5/9/08	* UC Davis	W	7	6
2/7/91	The Master's College	W	7	0	5/10/08	* UC Davis	L	5	6
2/17/92	The Master's College	W	10	7	5/11/08	* UC Davis	W	7	6
2/11/93	The Master's College	L	3	7	5/8/09	* @ UC Davis	L	8	14
2/3/94	The Master's College	W	8	5	5/9/09	* @ UC Davis	L	4	5
2/5/94	The Master's College	W	12	4	5/10/09	* @ UC Davis	W	11	1
4/20/95	@ The Master's College	W	5	3					
4/22/95	The Master's College	W	16	2	UC Irvine	17-32			
3/1/96	@ The Master's College	W	9	6	2/14/70	UC Irvine	L	1	7
3/2/96	The Master's College	W	11	7	2/14/70	UC Irvine	L	1	3
3/8/97	@ The Master's College	W	23	8	4/21/70	@ UC Irvine	L	3	7
3/22/97	The Master's College	W	11	4	2/17/71	@ UC Irvine	L	1	4
					2/17/71	@ UC Irvine	L	2	3
					4/25/72	UC Irvine	W	8	7
Tulane		0-4		2/19/73	@ UC Irvine	L	2	9	
1974	\$ Tulane	L	5	7	1974	UC Irvine	L	3	4
3/26/82	Tulane	L	3	4	1974	UC Irvine	L	3	9
3/29/86	Tulane	L	5	19	2/28/75	@ UC Irvine	W (11)	10	8
3/28/87	Tulane	L	7	9	2/27/76	@ UC Irvine	L	6	12
					4/22/77	UC Irvine	W	2	1
Tulsa		0-1		4/23/77	@ UC Irvine	L	6	7	
3/23/76	\$ Tulsa	L	4	6	4/23/77	@ UC Irvine	L	7	8
					5/3/77	UC Irvine	L	3	7
UC Davis		28-18		2/16/88	UC Irvine	L	10	14	
5/18-5/20/90%	UC Davis	W	12	11	2/10/89	UC Irvine	W	8	3
5/18-5/20/90%	UC Davis	W	8	7	2/11/89	UC Irvine	L	10	11
2/5/93	UC Davis	L	3	7	3/8/90	UC Irvine	W	7	5
2/6/93	UC Davis	L	5	9	3/9/90	@ UC Irvine	L	2	9
2/6/93	UC Davis	W	3	2	2/9/91	UC Irvine	L	5	8
2/11/94	UC Davis	W	6	2	2/10/91	@ UC Irvine	W	5	3
2/12/94	UC Davis	W	4	0	1/31/92	UC Irvine	W	8	1
2/12/94	UC Davis	W	7	4	2/1/92	UC Irvine	L	2	3
5/20/94	UC Davis	W	12	5	5/24/02	* @ UC Irvine	L	3	8
5/20/94	UC Davis	L	5	9	5/25/02	* @ UC Irvine	W	8	2
5/21/94	UC Davis	W	9	3	5/26/02	* @ UC Irvine	L	9	10
2/10/95	UC Davis	W	10	7	5/16/03	* UC Irvine	W	5	1
2/11/95	UC Davis	W	7	5	5/17/03	* UC Irvine	W	2	1
2/11/95	UC Davis	W (7)	12	6	5/18/03	* UC Irvine	W	6	4
5/20/95	# UC Davis	W	3	0	5/21/04	* @ UC Irvine	L	3	6
5/20/95	# UC Davis	L	1	3	5/22/04	* @ UC Irvine	W	1	0
5/21/95	# UC Davis	L	6	7	5/23/04	* @ UC Irvine	L	2	4
2/16/96	@ UC Davis	L	0	5	4/15/05	* UC Irvine	W (10)	3	2
2/17/96	@ UC Davis	L	8	10	4/16/05	* UC Irvine	L	2	5
2/17/96	@ UC Davis	W (8)	4	0	4/17/05	* UC Irvine	L	5	8
2/21/97	UC Davis	W	5	4	5/26/06	* @ UC Irvine	L	0	5
2/22/97	UC Davis	W	10	6	5/27/06	* @ UC Irvine	L (10)	4	5
2/22/97	UC Davis	W (7)	3	2	5/28/06	* @ UC Irvine	W	8	6
4/23/99	* UC Davis	W	4	3	5/25/07	* #10 UC Irvine	L	0	5
4/24/99	* UC Davis	W	6	3	5/26/07	* #10 UC Irvine	W	4	2
4/24/99	* UC Davis	W (7)	4	3	5/27/07	* #10 UC Irvine	L	8	16
4/25/99	* UC Davis	L	1	6	4/18/08	* @ UC Irvine	L	2	7
5/7/99	% UC Davis	W	15	4	4/19/08	* @ UC Irvine	W	5	3
4/21/00	* @ UC Davis	L (10)	0	1	4/20/08	* @ UC Irvine	W	7	5
4/22/00	* @ UC Davis	L	1	9	5/6/08	UC Irvine	L	4	10
4/22/00	* @ UC Davis	W (7)	8	1	4/17/09	* UC Irvine (#3)	L	1	16
4/23/00	* @ UC Davis	L	8	14	4/18/09	* UC Irvine (#3)	L	6	9
3/24/05	UC Davis	L	1	13	4/19/09	* UC Irvine (#3)	L	9	12
3/25/05	UC Davis	W	16	2					
3/26/05	UC Davis	L	2	6					
5/6/05	@ UC Davis	L	0	1					

UC San Diego		15-2		1/27/01	UCLA	W	10	6	
2/20/76	UC San Diego	W	12	2	4/16/02	UCLA	L	2	4
3/12/76	@ UC San Diego	W	19	5	5/14/02	@ UCLA	L	3	4
3/2/85	UC San Diego	W	10	2	2/5/03	UCLA	W	8	3
3/2/85	UC San Diego	W	8	3	3/12/03	@ UCLA	W	10	6
2/14/87	UC San Diego	W	13	3	2/3/04	@ UCLA	L	1	4
3/6/87	UC San Diego	W	15	5	2/8/05	@ UCLA	L	0	17
2/12/90	@ UC San Diego	W	11	1	5/24/05	UCLA	W	3	2
4/1/94	UC San Diego	L	5	6	2/14/06	@ UCLA	W	6	4
4/2/94	UC San Diego	W	7	3	5/2/06	UCLA	L	4	9
2/17/95	UC San Diego	W	8	0	2/13/07	@ UCLA	L	2	3
3/9/95	UC San Diego	W	5	3	4/24/07	UCLA	W	3	1
4/9/96	UC San Diego	W	13	6	4/11/08	@ UCLA	L	3	5
3/7/97	UC San Diego	W	12	7	4/12/08	@ UCLA	L	7	18
2/18/98	UC San Diego	W	9	3	4/13/08	@ UCLA	L	5	9
3/28/99	UC San Diego	W	13	4	2/25/09	@ UCLA (#9)	W	11	1
3/15/00	@ UC San Diego	W	9	5	4/21/09	UCLA	W	17	6
3/16/00	UC San Diego	L	15	16					
UC Santa Barbara		19-12			UNLV			10-4	
4/6/01	@ UC Santa Barbara	L	5	15	2/21/77	UNLV	L	1	4
4/7/01	@ UC Santa Barbara	L	2	7	3/28/01	@ UNLV	L	6	9
4/8/01	@ UC Santa Barbara	L	4	14	4/25/01	UNLV	W	8	2
5/3/02	* @ UC Santa Barbara	W	11	2	4/8/03	UNLV	W	9	4
5/4/02	* @ UC Santa Barbara	W	3	2	4/22/03	@ UNLV	W	12	4
5/5/02	* @ UC Santa Barbara	W	9	5	4/20/04	@ UNLV	W	7	2
3/14/03	@ UC Santa Barbara	L	3	6	5/4/04	UNLV	W	7	4
3/16/03	@ UC Santa Barbara	W (10)	10	3	4/5/05	UNLV	W	7	3
4/11/03	* UC Santa Barbara	W	4	3	4/26/05	@ UNLV	W	11	3
4/12/03	* UC Santa Barbara	W	10	2	4/4/06	@ UNLV	L	8	14
4/13/03	* UC Santa Barbara	W	18	4	4/25/06	UNLV	W	6	4
4/16/04	* @ UC Santa Barbara	W	8	6	5/13/08	UNLV	W	12	5
4/17/04	* @ UC Santa Barbara	W	18	8	5/5/09	@ UNLV	W	22	5
4/18/04	* @ UC Santa Barbara	W (12)	5	3	5/12/09	UNLV	L	6	8
5/13/05	* UC Santa Barbara	L (12)	9	10					
5/14/05	* UC Santa Barbara	W	14	1	Utah			1-3	
5/15/05	* UC Santa Barbara	W	13	4	3/10/82	Utah	W	3	2
4/7/06	* @ UC Santa Barbara	L	6	8	2/9/01	Utah	L	14	18
4/8/06	* @ UC Santa Barbara	W	13	4	2/10/01	Utah	L	7	8
4/9/06	* @ UC Santa Barbara	W	8	1	2/11/01	Utah	L	1	10
4/5/07	* UC Santa Barbara	W	9	0					
4/6/07	* UC Santa Barbara	L	4	5	Valdosta State			2-0	
4/7/07	* UC Santa Barbara	W	9	8	5/31/77	& Valdosta State	W	8	7
5/16/08	* @ UC Santa Barbara	L	2	13	3/29/78	\$ Valdosta State	W	9	3
5/17/08	* @ UC Santa Barbara	L	4	10					
5/18/08	* @ UC Santa Barbara	L	8	14	Vanderbilt			0-1	
3/22/09	@ UC Santa Barbara (#22)	L	2	3	3/29/73	\$ Vanderbilt	L	3	7
3/23/09	@ UC Santa Barbara (#19)	W	10	1					
5/15/09	* UC Santa Barbara	W	9	4	Vanguard			14-5	
5/16/09	* UC Santa Barbara	W	9	7	3/2/79	Vanguard	L	11	14
4/17/09	* UC Santa Barbara	L	4	6	2/7/80	@ Vanguard	W	7	0
					2/9/80	@ Vanguard	L	1	4
					2/6/87	Vanguard	W	5	0
					2/11/87	Vanguard	W	20	7
					2/2/88	Vanguard	W (10)	7	6
					2/11/88	@ Vanguard	W	11	6
					2/3/90	@ Vanguard	L	0	3
					2/10/90	Vanguard	W	5	4
					2/15/91	@ Vanguard	L	0	3
					2/16/91	Vanguard	W	9	6
					2/19/92	Vanguard	W	3	1
					3/30/93	Vanguard	L	2	6
					2/9/94	Vanguard	W	3	2
					3/27/95	Vanguard	W	8	0
					2/13/96	Vanguard	W	8	4
					2/12/97	Vanguard	W	5	2
					3/18/98	Vanguard	W	10	6
					2/2/99	Vanguard	W	12	7

UC Riverside Records

All-Time Game-By-Game vs. Opponents

Washington		12-13	
1971	Washington	W	2 1
3/29/80	Washington	L	4 7
3/27/82	Washington	W	7 6
3/27/86	Washington	W	10 9
3/25/87	Washington	W	5 2
3/23/91	Washington	L	2 5
3/25-3/30/91	Washington	W	8 5
3/2/01	Washington	L	5 8
3/3/01	Washington	L	5 12
3/3/01	Washington	L (7)	2 12
3/4/01	Washington	W	11 6
3/8/02	@ Washington	L	1 6
3/8/02	@ Washington	W	7 4
3/10/02	@ Washington	W	6 4
2/28/04	Washington	W	9 8
4/8/05	Washington	L	0 9
4/9/05	Washington	L	3 19
4/10/05	Washington	W	14 1
4/13/07	@ Washington	L	2 8
4/14/07	@ Washington	L	6 12
4/15/07	@ Washington	L	5 6
2/22/08	Washington	W	3 2
2/23/08	Washington	W	6 3
2/23/08	Washington	L	4 19
2/25/08	Washington	L	2 5

Washington State		4-4	
3/26/73	\$ Washington State	L	1 2
3/25/75	\$ Washington State	W	5 3
3/28/77	\$ Washington State	W	7 2
4/2/77	\$ Washington State	L	2 4
4/1/78	\$ Washington State	W	5 1
3/26/83	Washington State	L	2 3
3/28/84	Washington State	L	3 5
3/30/89	Washington State	W	8 7

Wisconsin		3-2	
1974	\$ Wisconsin	W	15 11
3/24/82	Wisconsin	L	5 12
3/22/86	Wisconsin	W	8 7
3/24/86	Wisconsin	L	2 3
3/23/90	Wisconsin	W	6 4

\$ - Riverside Baseball Invitational Tournament

* Conference game

NCAA Regional

UC Riverside Records

All-Time Year-By-Year Results

1958 9-4 Overall					1973 17-33-2 Overall 6-17-1 CCAA					1975 26-24 Overall 1-1 NCAA Regional				
Date	Opp.	W/L	UCR	Opp.	Date	Opp.	W/L	UCR	Opp.	Date	Opp.	W/L	UCR	Opp.
1959-67 Records Incomplete														
1968 17-23 Overall														
Date	Opp.	W/L	UCR	Opp.	Date	Opp.	W/L	UCR	Opp.	Date	Opp.	W/L	UCR	Opp.
	Chapman	L	4	5	2/10/73	@ Long Beach State	L	1	2	2/14/75	@ Arizona	L	6	11
	Chapman	L	5	6	2/14/73	@ Long Beach State	L	1	2	2/15/75	@ Arizona	L	11	13
2/10/68	San Diego State	L	4	5	2/10/73	San Diego State	L	1	4	2/17/75	@ Arizona State	L	0	7
2/10/68	San Diego State	W	8	4	2/10/73	San Diego State	L (5)	1	2	2/17/75	@ Arizona State	L	4	8
	@ Long Beach State	L	1	3	2/14/73	Chapman	L	2	4	2/18/75	@ Arizona State	L	0	10
3/23/68	\$ BYU	W	7	6	2/16/73	@ San Diego State	W	11	9	2/22/75	@ La Verne	L	2	5
	\$ RBI Tournament at Riverside, CA				2/19/73	@ UC Irvine	L	2	9	2/22/75	@ La Verne	L	1	8
1969 17-25 Overall														
Date	Opp.	W/L	UCR	Opp.	2/20/73	@ Pepperdine	W	1	0	2/25/75	@ Long Beach State	L (15)	0	1
	Chapman	L	2	5	2/21/73	@ CS Los Angeles	W	3	1	2/26/75	La Verne	L	1	10
	Chapman	L	1	2	2/24/73	@ La Verne	W (6)	1	0	2/26/75	La Verne	W	7	3
	Chapman	L	2	8	2/24/73	@ La Verne	L (10)	4	5	2/28/75	@ UC Irvine	W (11)	10	8
3/31/69	USC	L	0	2	3/3/73	Cal Poly	W	3	0	3/5/75	@ San Diego State	W	4	2
1970 Records Incomplete														
Date	Opp.	W/L	UCR	Opp.	3/3/73	Cal Poly	W (7)	6	3	3/7/75	Long Beach State	L	0	12
	Chapman	L			3/9/73	Cal Poly Pomona	W	2	6	3/8/75	Chapman			
	Chapman	L			3/10/73	Cal Poly Pomona	L	9	10	3/8/75	Chapman			
2/14/70	UC Irvine	L	1	7	3/10/73	Cal Poly Pomona	L (8)	2	3	3/14/75	Redlands	W	11	8
2/14/70	UC Irvine	L	1	3	3/14/73	La Verne	W (7)	7	3	3/15/75	@ San Diego	W	6	3
3/23/70	USC	L	3	12	3/14/73	La Verne	L (7)	1	2	3/15/75	@ San Diego	W	6	0
3/25/70	Arizona State	L	3	13	3/16/73	CS Northridge	L	1	5	3/24/75	\$ Southern Methodist	W	9	6
4/3/70	@ Cal Poly	L	0	2	3/17/73	@ CS Northridge	L	1	3	3/24/75	\$ Santa Clara	L	11	12
4/4/70	Cal Poly	W	13	11	3/17/73	@ CS Northridge	W (7)	1	0	3/25/75	\$ Washington State	W	5	3
4/4/70	Cal Poly	W	3	1	3/26/73	\$ Washington State	L	1	2	3/26/75	\$ Southern Illinois	W	7	4
4/21/70	@ UC Irvine	L	3	7	3/27/73	\$ Arizona State	L	3	11	3/27/75	\$ Cornell	W	15	1
1971 17-26-2 Overall 7-16-1 CCAA														
Date	Opp.	W/L	UCR	Opp.	3/28/73	\$ Massachusetts	W	5	3	3/28/75	\$ Stanford	L	1	5
2/17/71	@ UC Irvine	L	1	4	3/29/73	\$ Vanderbilt	L	3	7	3/29/75	\$ Arizona	W	12	11
2/17/71	@ UC Irvine	L	2	3	3/30/73	\$ USC	L	4	7	3/29/75	\$ Stanford	W	7	4
2/20/71	@ San Diego State	L	2	1		\$ RBI Tournament at Riverside, CA				4/4/75	Cal Poly	L	6	7
2/20/71	@ San Diego State	W	6	5	1974 16-28 Overall 6-13 CCAA					4/5/75	Cal Poly	W	4	3
3/22/71	\$ BYU	W	7	3	Date	Opp.	W/L	UCR	Opp.	4/5/75	Cal Poly	L	3	10
3/25/71	\$ Arizona State	L	0	11		Long Beach State	L	5	6	4/11/75	@ CS Northridge	W	3	2
3/26/71	\$ Oklahoma	W	8	7		Chapman	W	8	6	4/12/75	CS Northridge	W	8	7
4/13/71	San Diego State	T (14)	5	5		San Diego	L	4	6	4/12/75	CS Northridge	W	9	3
4/23/71	Cal Poly	L	6	22		Long Beach State	L	4	8	4/15/75	@ Redlands	L	2	3
4/24/71	Cal Poly	L	5	7		Alliant International	L	0	1	4/18/75	Cal Poly Pomona	W	8	7
4/24/71	Cal Poly	W	3	2		Alliant International	W	5	1	4/19/75	@ Cal Poly Pomona	L	1	3
4/30/71	@ Cal Poly	L	2	3		CS Los Angeles	L	1	6	4/19/75	@ Cal Poly Pomona	W	3	1
5/1/71	@ Cal Poly	L	8	10		CS Los Angeles	W	5	0	4/22/75	@ Azusa Pacific	W	10	4
5/1/71	@ Cal Poly	L	3	6		Cal Poly Pomona	W	5	1	4/23/75	San Diego	L	5	14
	Washington	W	2	1		Pepperdine	L	2	4	4/25/75	@ Cal Poly	W	7	4
	\$ RBI Tournament at Riverside, CA					CS Fullerton	W	5	0	4/26/75	@ Cal Poly	W	9	1
1972 17-30 Overall 7-17 CCAA														
Date	Opp.	W/L	UCR	Opp.		CS Fullerton	L	2	4	4/26/75	@ Cal Poly	L	0	2
	Chapman	L	2	16		CS Los Angeles	L	4	7	5/2/75	@ CS Northridge	L	6	8
3/23/72	Arizona State	L	0	5		CS Fullerton	L	4	20	5/3/75	@ CS Northridge	L	0	9
3/31/72	@ Cal Poly	W	4	1		CS Fullerton	L	1	9	5/3/75	@ CS Northridge	L	3	6
4/1/72	@ Cal Poly	L	0	6		CS Fullerton	L	1	2	5/9/75	@ Cal Poly Pomona	L	2	4
4/1/72	@ Cal Poly	L	2	6		\$ Wisconsin	W	15	11	5/10/75	Cal Poly Pomona	W	10	9
4/25/72	UC Irvine	W	8	7		\$ Arizona State	L	2	5	5/10/75	Cal Poly Pomona	L	0	4
4/29/72	San Diego	L	2	9		\$ BYU	W (10)	4	3	5/23/75	Chapman	W	9	8
4/29/72	San Diego	W	8	2		\$ UCLA	W	8	4	5/24/75	\$ CS Northridge	L	1	8
5/5/72	Cal Poly	L	3	5		\$ Oregon	L	9	10		\$ RBI Tournament at Riverside, CA			
5/6/72	Cal Poly	L	3	6		\$ Tulane	L	5	7		% NCAA Division II West Regional			
5/6/72	Cal Poly	L	2	6		\$ Stanford	W	6	3	1976 26-23 Overall 7-11 CCAA				
	Long Beach State	L	5	6		Pepperdine	L	1	9	Date	Opp.	W/L	UCR	Opp.
	@ Long Beach State	L	7	11		Cal Poly	W	3	1	2/14/76	@ CS Dominguez	L (16)	3	4
						Cal Poly	L	5	13	2/14/76	@ CS Dominguez	W	4	0
						Cal Poly	W	10	7	2/17/76	Redlands	W	11	1
						UC Irvine	L	3	4	2/20/76	UC San Diego	W	12	2
						Cal Poly Pomona	W (11)	6	3	2/21/76	@ La Verne	W	8	2
						Cal Poly Pomona	L	3	5	2/21/76	@ La Verne	W	2	1
						Cal Poly Pomona	L (8)	6	7	2/24/76	La Verne	W	6	5
						Chapman	L	3	7	2/25/76	@ San Diego	L	5	19
						CS Northridge	L	0	2	2/27/76	@ UC Irvine	L	6	12
						CS Northridge	W (11)	6	5	3/5/76	@ Arizona State	L	2	6
						CS Northridge	L (10)	3	4	3/6/76	@ Arizona State	W	12	5
						UC Irvine	L	3	9	3/6/76	@ Arizona State	L	4	0
						CS Fullerton	W	2	1	3/9/76	CS L.A.	W	6	5
						CS Fullerton	L	3	9	3/10/76	@ Claremont	W	9	6
						Redlands	W	14	5	3/12/76	@ UC San Diego	W	19	5
						Cal Poly	L	2	4	3/13/76	@ U.S. International	W	10	1
						Cal Poly	L	3	5	3/13/76	@ U.S. International	W	7	2
						Cal Poly	L	0	3	3/13/76	\$ BYU	L	1	3
						CS Dominguez Hills	W	7	6	3/13/76	\$ Tulsa	L	4	6
						Chapman	W	6	1	3/22/76	\$ Eastern Michigan	W	10	2
						San Diego	L	2	3	3/23/76	\$ Oregon State	L	2	3
						San Diego	W	7	4	3/26/76	\$ Delaware	W	5	4
						\$ RBI Tournament at Riverside, CA				3/27/76	\$ Stanford	W	11	1
										3/30/76	@ Redlands	W	12	9
										4/2/76	CS Northridge	L	7	8
										4/3/76	@ CS Northridge	W	4	0
										4/3/76	@ CS Northridge	W	11	2
										4/6/76	San Diego	W	6	2
										4/9/76	@ Cal Poly Pomona	L	1	3
										4/10/76	Cal Poly Pomona	W	13	7

UC Riverside Records

Highlanders All-Time Year-By-Year Results *(continued)*

4/10/76	Cal Poly Pomona	W	5	4
4/13/76	CS Dominguez	L	9	10
4/16/76	@ Cal Poly	L	8	9
4/17/76	@ Cal Poly	W	5	1
4/17/76	@ Cal Poly	L	1	3
4/20/76	San Diego State	L	7	11
4/21/76	@ Chapman	W	4	2
4/23/76	@ CS Northridge	W	4	3
4/24/76	CS Northridge	L	8	13
4/24/76	CS Northridge	L	5	13
4/27/76	@ San Diego State	L	0	13
4/30/76	Cal Poly Pomona	L	12	13
5/1/76	@ Cal Poly Pomona	W	7	5
5/1/76	@ Cal Poly Pomona	L	2	5
5/7/76	Cal Poly	L	0	8
5/8/76	Cal Poly	L	1	2
5/8/76	Cal Poly	L	2	9

1977
43-19 Overall
NCAA Division II National Champions
15-9 CCAA
8-4 NCAA

Date	Opp.	W/L	UCR	Opp.
2/11/77	Westmont	W	12	3
2/15/77	Redlands	W	12	5
2/18/77	@ Arizona	W	9	4
2/19/77	@ Arizona	L	9	11
2/19/77	@ Arizona	W	9	0
2/21/77	UNLV	L	1	4
2/25/77	@ La Verne	W	4	2
2/26/77	Long Beach State	L	5	9
2/26/77	Long Beach State	W	3	1
3/1/77	Loyola Marymount	L	5	11
3/2/77	@ Long Beach State	W	12	7
3/4/77	Alliant International	W	9	3
3/5/77	CS Dominguez Hills	W	7	1
3/5/77	CS Dominguez Hills	W	6	1
3/7/77	@ Loyola Marymount	W	7	5
3/8/77	@ Redlands	W	6	5
3/12/77	@ Cal Poly	W	7	4
3/12/77	@ Cal Poly	W	7	5
3/15/77	Azusa Pacific	L	3	4
3/18/77	CS Los Angeles	L	4	10
3/19/77	@ CS Los Angeles	W	10	6
3/19/77	@ CS Los Angeles	W	9	3
3/28/77	\$ Washington State	W	7	2
3/28/77	\$ BYU	W	2	1
3/29/77	\$ Oral Roberts	W	15	4
3/30/77	\$ Pittsburgh	W	6	2
3/31/77	\$ UCLA	W	8	4
4/1/77	\$ Cal	W	8	2
4/2/77	\$ Missouri	L	16	18
4/2/77	\$ Washington State	L	2	4
4/5/77	CS Northridge	L	8	9
4/8/77	Cal Poly Pomona	L	1	2
4/9/77	@ Cal Poly Pomona	W	7	6
4/9/77	@ Cal Poly Pomona	L	5	6
4/12/77	@ Chapman	L	3	4
4/15/77	@ San Diego	W (10)	5	4
4/16/77	San Diego	W	6	5
4/16/77	San Diego	W	8	1
4/19/77	@ Cal Poly Pomona	L	4	8
4/22/77	UC Irvine	W	2	1
4/23/77	@ UC Irvine	L	6	7
4/23/77	@ UC Irvine	L	7	8
4/26/77	@ San Diego	L	3	9
4/29/77	CS Northridge	W (12)	8	7
4/30/77	@ CS Northridge	W	14	2
4/30/77	@ CS Northridge	W	8	7
5/3/77	UC Irvine	L	3	7
5/6/77	@ Chapman	W	6	0
5/7/77	Chapman	W	14	4
5/7/77	Chapman	W	3	2
5/12/77	Cal Poly	W	3	1
5/12/77	Cal Poly	L	5	6
5/19/77	% CS Hayward	W	4	1
5/20/77	% CS Northridge	W	11	4
5/21/77	% CS Hayward	L	3	7
5/21/77	% CS Hayward	W	6	0
5/28/77	& Delta State	W	8	2
5/29/77	& Missouri-St. Louis	W	12	0
5/30/77	& Eckerd College	L	2	8
5/31/77	& Valdosta State	W	8	7
6/1/77	& Delta State	W	5	3
6/2/77	& Eckerd College	W	4	1
\$	RBI Tournament at Riverside, CA			
%	NCAA Division II West Regional			
&	NCAA Division II College World Series			

1978				
22-31 Overall				
10-11 CCAA				
13-16 Alliance				
Date	Opp.	W/L	UCR	Opp.
2/14/78	@ Azusa Pacific	L	1	6
2/15/78	Long Beach State	W	5	0
2/16/78	CS Dominguez Hills	L	1	6
2/20/78	@ Arizona State	L	7	11
2/20/78	@ Arizona State	L	7	9
2/21/78	@ Arizona State	L	5	13
2/23/78	Redlands	W (17)	13	12
2/24/78	@ CS Dominguez Hills	L	4	6
2/25/78	La Verne	L	1	2
2/25/78	La Verne	L	6	15
3/7/78	Cal Poly Pomona	L	1	6
3/8/78	@ Cal Poly Pomona	L	1	2
3/9/78	CS Los Angeles	W	7	2
3/13/78	CS Fullerton	L	2	5
3/14/78	Chapman	L	2	5
3/15/78	@ Redlands	W	8	5
3/17/78	@ CS Northridge	L	7	16
3/18/78	San Diego	W	7	6
3/18/78	San Diego	L	3	5
3/19/78	@ San Diego	L	5	7
3/25/78	Maine	W	10	5
3/27/78	\$ Maine	L	6	7
3/27/78	\$ Stanford	L (12)	5	6
3/28/78	\$ Oral Roberts	W	10	6
3/29/78	\$ Valdosta State	W	9	3
3/31/78	\$ Cal	L	1	2
4/1/78	\$ Oregon State	L	2	4
4/1/78	\$ Washington State	W	5	1
4/8/78	@ San Diego	W	3	2
4/8/78	@ San Diego	L	2	6
4/9/78	San Diego	W	9	7
4/11/78	@ Chapman	W	5	4
4/14/78	Cal Poly Pomona	W	11	5
4/17/78	@ Cal Poly Pomona	W	5	2
4/18/78	@ Cal Poly Pomona	L	5	6
4/19/78	Cal Poly Pomona	L	12	20
4/21/78	Chapman	L	5	7
4/22/78	@ Chapman	L	1	5
4/22/78	@ Chapman	W	9	8
4/24/78	@ Loyola Marymount	W	10	8
4/25/78	CS Northridge	W	5	2
4/26/78	Long Beach State	L	2	8
4/28/78	@ Cal Poly	W	12	7
4/29/78	@ Cal Poly	W	8	6
4/29/78	@ Cal Poly	L	2	16
5/2/78	Chapman	L	3	5
5/5/78	@ CS Northridge	L	3	7
5/6/78	CS Northridge	L	6	8
5/6/78	CS Northridge	W	6	5
5/9/78	Loyola Marymount	L	4	10
5/10/78	CS Northridge	W	8	7
5/11/78	Cal Poly	L	2	5
5/11/78	Cal Poly	W	3	2
\$	RBI Tournament at Riverside, CA			

1979				
33-27-1 Overall				
CCAA				
Date	Opp.	W/L	UCR	Opp.
2/13/79	Azusa Pacific	L	5	8
2/14/79	@ CS Dominguez Hills	W	3	0
2/15/79	@ Loyola Marymount	L	9	15
2/19/79	@ Arizona State	W	2	0
2/19/79	@ Arizona State	W	18	5
2/20/79	@ Arizona State	W	9	4
2/23/79	@ Redlands	W	15	3
2/24/79	@ Long Beach State	W	13	3
2/24/79	@ Long Beach State	L	5	6
2/27/79	CS Dominguez Hills	L	3	7
2/28/79	Long Beach State	T	9	9
3/1/79	@ Azusa Pacific	Rain		
3/2/79	Vanguard	L	11	14
3/3/79	Loyola Marymount	L	2	5
3/3/79	Loyola Marymount	L	0	3
3/6/79	@ CS Northridge	W	5	4
3/8/79	CS Los Angeles	W	9	2
3/9/79	@ CS Northridge	W	8	2
3/10/79	@ CS Northridge	W	15	10
3/10/79	CS Northridge	L	4	12
3/13/79	Chapman	L	6	7
3/15/79	@ Cal Baptist	W	11	4
3/16/79	Chapman	L	0	4
3/17/79	@ Chapman	Rain		
3/17/79	@ Chapman	Rain		
3/25/79	Univ. of Maine - Orono	W	3	2
3/26/79	Seattle and Main	W	4	3
3/26/79	Seattle and Main	L	2	4
3/27/79	Indiana	W	5	1
3/28/79	Army	W	13	9
3/29/79	Oregon	W	7	3
3/30/79	BYU	W	9	2
3/31/79	Oral Roberts	W	11	1
3/31/79	BYU	W	6	1
4/5/79	@ CS Los Angeles	W	7	6
4/6/79	Cal Poly	W	8	2
4/7/79	Cal Poly	L	4	5
4/7/79	Cal Poly	W	9	7
4/8/79	Cal Poly	W	12	11
4/10/79	CS Northridge	W	3	2
4/11/79	Chapman	L	1	4
4/13/79	CS Northridge	W	14	11
4/14/79	@ CS Northridge	L	9	10
4/14/79	@ CS Northridge	L	5	7
4/17/79	@ Chapman	W	7	6
4/18/79	Cal Poly Pomona	L	15	16
4/19/79	Chapman	W	8	6
4/20/79	@ Chapman	L	2	4
4/21/79	Chapman	L	6	11
4/21/79	Chapman	W	10	3
4/24/79	@ Cal Poly Pomona	L	4	7
4/25/79	Azusa Pacific	L	4	10
4/26/79	Redlands	W	19	2
4/27/79	Cal Baptist	W	10	5
5/1/79	Cal Poly Pomona	W	6	2
5/2/79	@ Cal Poly Pomona	L	3	7



5/4/79	@ Cal Poly Pomona	W	4	3
5/5/79	Cal Poly Pomona	L	4	8
5/5/79	Cal Poly Pomona	L	3	8
5/8/79	@ Cal Poly Pomona	W	5	1
5/11/79	@ Cal Poly	W	14	3
5/12/79	@ Cal Poly	L	1	11
5/12/79	@ Cal Poly	L	5	12
5/13/79	@ Cal Poly	W	6	1

**1980
28-21 Overall
13-14 CCAA**

Date	Opp.	W/L	UCR	Opp.
2/7/80	@ Vanguard	W	7	0
2/8/80	@ CS Dominguez Hills	L	5	9
2/9/80	@ Vanguard	L	1	4
2/12/80	@ Alliant International	L	8	10
2/16/80	@ Loyola Marymount	Rain		
2/16/80	@ Loyola Marymount	Rain		
2/20/80	@ Loyola Marymount	Rain		
2/22/80	Cal Baptist	W	8	3
2/25/80	@ Arizona	W	2	1
2/26/80	@ Arizona	L	3	13
2/29/80	@ Cal Baptist	W	15	3
3/1/80	Long Beach State	W	4	2
3/1/80	Long Beach State	W	3	1
3/4/80	* @ Cal Poly Pomona	L	2	3
3/5/80	@ Long Beach State	W	15	4
3/7/80	* CS Dominguez Hills	Rain		
3/8/80	* @ CS Dominguez Hills	Rain		
3/8/80	* @ CS Dominguez Hills	Rain		
3/11/80	* Cal Poly Pomona	W	3	1
3/14/80	* @ CS Northridge	W	11	9
3/15/80	* CS Northridge	W	3	2
3/15/80	* CS Northridge	L	2	5
3/22/80	Seton Hall	W	7	4
3/24/80	Eastern Michigan	W	9	0
3/24/80	Meiji (Exhibition)	L	3	4
3/25/80	Seton Hall	W	25	6
3/26/80	Santa Clara	L	9	11
3/27/80	Nebraska	W	5	1
3/28/80	BYU	W	10	6
3/29/80	Washington	L	4	7
4/3/80	@ Redlands	W	17	10
4/4/80	* Cal Poly	L	4	15
4/5/80	* Cal Poly	L	4	10
4/5/80	* Cal Poly	L	6	11
4/8/80	@ Chapman	L	8	12
4/9/80	@ Azusa Pacific	W #	7	0
4/11/80	* CS Northridge	L	6	9
4/12/80	* @ CS Northridge	L	13	24
4/12/80	* @ CS Northridge	L	4	5
4/15/80	Chapman	L	8	15
4/16/80	CS Fullerton	L	4	16
4/18/80	* @ Cal Poly	W	4	1
4/19/80	* @ Cal Poly	W	12	1
4/19/80	* @ Cal Poly	L	2	7

4/22/80	Alliant International	Rain		
4/23/80	Azusa Pacific	Rain		
4/25/80	* @ Chapman	W	4	3
4/26/80	* Chapman	W	19	10
4/26/80	* Chapman	W	6	4
4/28/80	USC	Rain		
4/29/80	* @ Cal Poly Pomona	L	3	5
5/2/80	* @ CS Dominguez Hills	W	4	0
5/3/80	* @ CS Dominguez Hills	W	9	7
5/3/80	* @ CS Dominguez Hills	L	9	13
5/6/80	@ Chapman	W	7	6
5/7/80	Redlands	W	5	1
5/9/80	* @ Cal Poly Pomona	W	7	3
5/10/80	* Cal Poly Pomona	W	20	4
*	Cal Poly Pomona	L	3	15
#	Azusa Pacific game forfeited to UCR			
*	California Collegiate Athletic Association			

**1981
39-23 Overall
NCAA Division II College World Series Participants
17-13 CCAA
3-3 NCAA**

Date	Opp.	W/L	UCR	Opp.
2/9/81	Arizona	L	5	8
2/10/81	Arizona	W	5	2
2/11/81	Arizona State	L	5	10
2/13/81	Long Beach State	W	14	5
2/14/81	San Diego	W	3	0
2/14/81	San Diego	W	7	5
2/16/81	Azusa Pacific	W	9	3
2/18/81	* CS Los Angeles	W	13	4
2/19/81	* CS Los Angeles	L	5	9
2/20/81	Cal Lutheran	W	13	1
2/21/81	San Diego	W	1	0
2/21/81	San Diego	W	9	8
2/24/81	Long Beach State	W	10	8
2/25/81	CS Fullerton	L	8	15
2/27/81	* Cal Poly Pomona	W	8	7
2/28/81	Azusa Pacific	W	7	4
2/28/81	Azusa Pacific	Rain		
2/28/81	Loyola Marymount	Rain		
3/3/81	Cal Baptist	W	7	3
3/6/81	* Cal Poly Pomona	W	5	4
3/7/81	* Cal Poly Pomona	W	4	0
3/7/81	* Cal Poly Pomona	L	2	3
3/10/81	* Cal Poly Pomona	W	3	2
3/13/81	* CS Dominguez Hills	W	4	3
3/14/81	* CS Dominguez Hills	L	0	2
3/14/81	* CS Dominguez Hills	W	3	2
3/17/81	* Chapman	W	4	2
3/18/81	Alliant International	W	13	10
3/20/81	* CS Northridge	L	6	7
3/20/81	* CS Northridge	L	8	10
3/30/81	San Jose State	W	7	5
3/31/81	San Jose State	W	4	3
4/1/81	Stanford	L	8	10

4/2/81	St. Mary's College	L	1	5
4/8/81	Loyola Marymount	W	14	6
4/10/81	* Cal Poly	L	5	6
4/11/81	* Cal Poly	L	4	6
4/11/81	* Cal Poly	L	0	2
4/14/81	* Chapman	W	11	3
4/16/81	* CS Northridge	W	11	5
4/17/81	* CS Northridge	W	9	8
4/18/81	* CS Northridge	W	4	1
4/18/81	* CS Northridge	L	8	11
4/21/81	* Chapman	L	2	4
4/22/81	* CS Fullerton	L	4	7
4/24/81	* Cal Poly	W	3	2
4/25/81	* Cal Poly	L	1	2
4/25/81	* Cal Poly	W	3	1
4/28/81	Alliant International	W	5	4
4/29/81	Cal Baptist	W	14	6
5/1/81	* Chapman	W	4	2
5/2/81	* Chapman	W	12	0
5/2/81	* Chapman	L	6	7
5/5/81	* Cal Poly Pomona	L	7	8
5/6/81	Redlands	W	12	4
5/8/81	* CS Dominguez Hills	W	3	0
5/9/81	* CS Dominguez Hills	W	13	5
5/9/81	* CS Dominguez Hills	L	3	4
5/15/81	% San Francisco State	W	6	2
5/16/81	% San Francisco State	L	11	12
5/16/81	% San Francisco State	W	6	4
5/17/81	%	W	8	7
5/23/81	& L	4	6	
5/24/81	& CS Northridge	L	12	14
*	California Collegiate Athletic Association			
%	NCAA Division II West Regional			
&	NCAA Division II College World Series			

**1982
NCAA Division II National Champions
36-23 Overall
19-10 CCAA
7-1 NCAA**

Date	Opp.	W/L	UCR	Opp.
2/6/82	USC	L	2	7
2/8/82	Alliant International	L	4	5
2/10/82	Azusa Pacific	Rain		
2/11/82	San Diego State	W	5	3
2/12/82	Azusa Pacific	W	10	4
2/13/82	Sacramento State	L	4	7
2/15/82	Arizona	L	8	10
2/16/82	Arizona	L	4	7
2/19/82	San Diego	L	1	8
2/20/82	San Diego	W	7	6
2/20/82	San Diego	W	5	2
2/22/82	Cal Baptist	L	4	5
2/23/82	San Diego State	L	2	7
2/26/82	* Cal Poly	W	13	10
2/27/82	* Cal Poly	L	0	5
2/27/82	* Cal Poly	L	5	7
3/2/82	* CS Dominguez Hills	Rain		
3/5/82	* Cal Poly Pomona	W	6	3
3/6/82	* Cal Poly Pomona	W	11	0
3/6/82	* Cal Poly Pomona	W	4	0
3/9/82	* Chapman	W	4	3
3/10/82	Utah	W	3	2
3/12/82	* CS Northridge	L	7	8
3/13/82	* CS Northridge	W	6	2
3/13/82	* CS Northridge	L	1	7
3/20/82	Maine	L	1	2
3/22/82	Maine	W	9	5
3/22/82	Stanford	L	4	7
3/23/82	Oral Roberts	W	9	3
3/24/82	Wisconsin	L	5	12
3/25/82	BYU	W	5	4
3/26/82	Tulane	L	3	4
3/27/82	Washington	W	7	6
4/2/82	* CS Dominguez Hills	L	1	7
4/3/82	* CS Dominguez Hills	L	4	14
4/3/82	* CS Dominguez Hills	W	14	0
4/6/82	* Chapman	W	5	4
4/8/82	* Cal Poly Pomona	L	3	4
4/10/82	* Cal Poly Pomona	W	12	8
4/10/82	* Cal Poly Pomona	W	3	0
4/13/82	* CS Dominguez Hills	W	10	2
4/14/82	Cal Baptist	L	1	2
4/16/82	* CS Northridge	W	12	2
4/17/82	* CS Northridge	W	12	6
4/17/82	* CS Northridge	L	2	4
4/20/82	* Chapman	L	9	19
4/23/82	* Cal Poly	W	3	2
4/24/82	* Cal Poly	W	11	7
4/24/82	* Cal Poly	L	4	5

Sports
Press-Enterprise

Jenkins notches milestone strikeout . . . D-2
North ousted from CIF baseball playoffs D-3
Jim Palmer earns 250th career victory . . D-4



Wednesday, May 28, 1982

UCR makes it look easy

By JIM SHORT

Press-Enterprise Sports Writer

The second UC Riverside-Florida Southern baseball game of the NCAA Division II World Series was indeed an anticlimax. It was over almost before it started last night, and did not come close to matching the dramatics that had been present in UCR's 8-7 victory Monday afternoon. There was no edge-of-the-seat tension, no spectacular fielding plays, no grand slams.



All it was, as far as the UCR players were concerned, was the most exciting 10-1 victory they ever had been a part of, because this one brought the team that came from nowhere its second national championship.

When the six-team, double-elimination tournament began last Saturday, they were calling Longwood College of Virginia this year's Cinderella team. Well, if Longwood was Cinderella, then UCR has to be Eliza Doolittle, because over the course of the season the Highlanders' baseball team has gone through more changes than that famous fair lady.

The Highlanders started out 5-0. They did not go over the 300 mark to stay until their final game of the season, at 27-30. But they closed the season with a tremendous surge, which



UC Riverside Records

Highlanders All-Time Year-By-Year Results (continued)

4/27/82 *	CS Dominguez Hills	W	5	1
4/30/82 *	Chapman	W	7	4
5/1/82 *	Chapman	W	2	1
5/1/82 *	Chapman	W	8	4
5/13/82 %	San Francisco State	W	6	4
5/14/82 %	CS Northridge	W	13	4
5/14/82 %	CS Northridge	L	2	6
5/15/82 %	CS Northridge	W	7	4
5/22/82 &	Longwood	W	6	1
5/23/82 &	New Haven	W	4	3
5/24/82 &	Florida Southern	W	8	7
5/25/82 &	Florida Southern	W	10	1
*	California Collegiate Athletic Association			
%	NCAA Division II West Regionals			
&	NCAA Division II College World Series			

1983 31-24 Overall 19-11 CCAA

Date	Opp.	W/L	UCR	Opp.
2/4/83	Long Beach State	L	4	5
2/5/83	Sacramento State	W	13	2
2/7/83	Arizona	W	5	3
2/8/83	Arizona	L	5	9
2/9/83	Arizona State	L	1	2
2/12/83	Cal Baptist	W	6	2
2/15/83	San Diego State	L	7	11
2/16/83	Alliant International	W	11	5
2/18/83	CS Los Angeles	W	7	5
2/19/83	CS Los Angeles	W	7	6
2/19/83	CS Los Angeles	L	0	4
2/21/83	CS Fullerton	L	1	2
2/22/83	San Diego State	L	6	7
2/24/83	CS Fullerton	L	4	10
2/25/83	Cal Baptist	L	6	8
2/26/83	Long Beach State	Rain		
2/26/83	Long Beach State	Rain		
3/1/83	Alliant International	Rain		
3/4/83	San Diego	Rain		
3/5/83	San Diego	Rain		
3/5/83	San Diego	Rain		
3/7/83	Long Beach State	L	2	7
3/8/83	Azusa Pacific	W	10	1
3/11/83	* CS Northridge	W	5	3
3/12/83	* CS Northridge	L	3	4
3/12/83	* CS Northridge	L	2	4
3/19/83	Northwestern Univ	W	2	1
3/21/83	Northwestern Univ	L	9	12
3/21/83	Cal	W	8	7
3/22/83	Oral Roberts	W	17	7
3/23/83	Santa Clara	W	4	1
3/24/83	BYU	L	3	9
3/25/83	St. Johns	W	17	3
3/26/83	Washington State	L	2	3
3/29/83	* Chapman	W	2	1
3/30/83	* Cal Poly Pomona	W	4	3
3/31/83	San Diego State	L (15)	7	8
4/1/83	* CS Dominguez Hills	W	7	6
4/2/83	* CS Dominguez Hills	W	2	1
4/2/83	* CS Dominguez Hills	W	1	0
4/6/83	* Cal Poly Pomona	L	1	5
4/8/83	* Chapman	W	13	8
4/9/83	* Chapman	W	4	1
4/9/83	* Chapman	W	7	2
4/12/83	* Chapman	L	7	9
4/13/83	* Cal Poly Pomona	Ppd.		
4/15/83	* Cal Poly Pomona	Cnld.		
4/16/83	* Cal Poly Pomona	W	4	1
4/16/83	* Cal Poly Pomona	L	11	13
4/19/83	* Chapman	L	7	9
4/20/83	* Cal Poly	W	6	5
4/22/83	* Cal Poly	L	3	6
4/23/83	* Cal Poly	W	10	2
4/23/83	* Cal Poly	L	8	10
4/26/83	* Cal Poly Pomona	L	3	5
4/27/83	* Chapman	W	9	8
4/29/83	* CS Northridge	L	11	15
4/30/83	* CS Northridge	W	6	5
4/30/83	* CS Northridge	W	13	12
5/3/83	* Cal Poly	L	9	11
5/3/83	* Cal Poly	W	5	3
5/6/83	* CS Dominguez Hills	W	4	2
5/7/83	* CS Dominguez Hills	W	1	0
5/7/83	* CS Dominguez Hills	W	7	3

* California Collegiate Athletic Association

1984 28-29-1 Overall 16-14 CCAA

Date	Opp.	W/L	UCR	Opp.
2/3/84	USC	L	4	8
2/4/84	Alliant International	W	12	11
2/6/84	Arizona	W	14	5
2/7/84	Arizona	L	6	11
2/10/84	Azusa Pacific	L	5	7
2/13/84	Alliant International	T	5	5
2/14/84	Long Beach State	W	11	3
2/18/84	Cal Baptist	W	15	3
2/21/84	Azusa Pacific	L	6	7
2/21/84	Cal Baptist	W	7	1
2/24/84	Long Beach State	L	3	9
2/25/84	Long Beach State	W	19	6
2/25/84	Claremont	W	14	0
2/28/84	CS Fullerton	L	4	9
2/29/84	Loyola Marymount	W	16	8
3/2/84	Loyola Marymount	L	3	6
3/3/84	Loyola Marymount	W	5	4
3/3/84 *	Cal Poly	L	3	5
3/6/84 *	Cal Poly	W	2	1
3/6/84 *	Cal Poly	W	8	6
3/9/84 *	Cal Poly	L	5	10
3/10/84 *	Cal Poly	W	4	7
3/10/84 *	CS Northridge	L	6	7
3/13/84	CS Fullerton	L	1	10
3/14/84	San Diego	L	8	10
3/17/84	San Diego	L	1	2
3/17/84	Seton Hall	L	3	6
3/24/84	Seton Hall	L	6	6
3/26/84	CS Fullerton	W	6	2
3/27/84	BYU	L	10	21
3/28/84	Washington State	L	3	5
3/29/84	Oral Roberts	W	11	4
3/30/84	Oregon State	W	15	2
3/31/84	San Diego State	L	7	8
4/3/84 *	CS Northridge	L	5	7
4/6/84 *	CS Northridge	L	4	11
4/7/84 *	CS Northridge	W	4	3
4/7/84 *	CS Northridge	L	3	4
4/10/84 *	CS Dominguez Hills	L	2	3
4/13/84 *	CS Dominguez Hills	W	1	0
4/14/84 *	CS Dominguez Hills	W	6	1
4/14/84 *	CS Dominguez Hills	W	5	4
4/17/84 *	Chapman	L	0	1
4/17/84 *	Chapman	L	7	8
4/20/84 *	Chapman	L	3	6
4/21/84 *	Chapman	W	2	1
4/21/84 *	Chapman	L	2	11
4/24/84 *	Cal Poly Pomona	W	6	5
4/27/84 *	Cal Poly Pomona	W	11	7
4/28/84 *	Cal Poly Pomona	W	10	2
4/28/84 *	Cal Poly Pomona	L	1	12
5/1/84 *	CS Los Angeles	W	10	2
5/4/84 *	CS Los Angeles	W	7	5
5/5/84 *	CS Los Angeles	W	8	3
5/5/84 *	CS Los Angeles	W	7	4
5/8/84 *	CS Dominguez Hills			
5/11/84 *	Cal Poly Pomona			
5/12/84 *	CS Los Angeles			
	California Collegiate Athletic Association			

1985 28-25 Overall 18-12 CCAA

Date	Opp.	W/L	UCR	Opp.
2/5/85	Loyola Marymount	W	8	7
2/12/85	La Verne	W	11	1
2/13/85	Alliant International	W	8	1
2/15/85	San Diego	W	9	6
2/16/85	San Diego	L	6	9
	San Diego	W	10	6
2/18/85	Azusa Pacific	W	15	3
2/19/85	Azusa Pacific	W	7	6
2/20/85	Long Beach State	W	16	4
2/22/85	Alliant International	W	8	5
2/25/85	Arizona State	W	9	8
2/26/85	Arizona State	L	3	5
2/28/85	UC San Diego	W	10	2
	UC San Diego	W	8	3
3/5/85	Loyola Marymount	W	10	9
3/8/85 *	CS Dominguez Hills	L	4	5
3/12/85 *	CS Northridge	L	1	3
3/15/85 *	CS Dominguez Hills	W	7	6
3/16/85 *	CS Dominguez Hills	L	2	7
	CS Dominguez Hills	W	4	1
3/23/85	Oregon State	W	9	6
3/25/85	Missouri	W	11	5
	Harvard	L	6	8

3/26/85	San Diego State	L	2	6
3/27/85	UCLA	L	7	17
3/29/85	Air Force Academy	W	17	7
	Oregon State	L	3	5
3/30/85	Arizona State	L	6	8
4/2/85 *	Cal Poly Pomona	L	2	3
4/4/85 *	Cal Poly Pomona	L	2	4
4/6/85 *	Cal Poly Pomona	L	4	5
	Cal Poly Pomona	W	7	6
4/9/85 *	CS Los Angeles	L	3	6
4/12/85 *	CS Los Angeles	L	7	10
	CS Los Angeles	L	8	10
4/13/85 *	CS Los Angeles	L	3	12
4/16/85 *	CS Northridge	W	7	4
4/19/85 *	CS Northridge	L	7	8
4/20/85 *	CS Northridge	L	10	11
	CS Northridge	W	10	2
4/23/85 *	Cal Poly	W	7	1
4/24/85 *	Cal Poly	W	16	12
4/25/85 *	Cal Poly	W	4	5
4/27/85 *	Cal Poly	L	13	6
	Cal Poly	L	9	10
4/30/85 *	Chapman	W	11	6
5/3/85 *	Chapman	W	6	5
5/4/85 *	Chapman	L	5	6
	Chapman	L	3	9
5/7/85 *	CS Dominguez Hills	L	7	9
5/8/85 *	Cal Poly Pomona	W	8	6
5/10/85 *	Chapman	W	12	5
5/11/85 *	CS Los Angeles	W	8	5
	California Collegiate Athletic Association			

1986 30-22 Overall 17-12 CCAA

Date	Opp.	W/L	UCR	Opp.
2/4/86	@ USC	L	2	3
2/7/86	Alliant International	W	9	4
2/8/86	La Verne	W	18	2
	La Verne	W	12	4
2/11/86	Long Beach State	W	5	3
2/12/86	San Diego State	L	2	3
2/17/86	@ Arizona State	L	13	14
2/18/86	@ Arizona State	L	5	14
2/20/86	@ Azusa Pacific	W	15	2
2/21/86	@ Alliant International	W	21	7
2/25/86	@ Long Beach State	L	2	3
2/26/86	UC San Diego	W	14	5
2/27/86	San Diego	W	9	7
3/1/86	San Diego	W	7	6
	San Diego	L	5	9
3/4/86 *	Cal Poly Pomona	W	3	0
3/7/86 *	Cal Poly Pomona	L	3	5
3/11/86 *	CS Los Angeles	W	9	3
3/22/86	Wisconsin	W	8	7
3/23/86	BYU	L	1	10
3/24/86	Wisconsin	L	2	3
3/25/86	Notre Dame	W	13	2
3/26/86	Oregon State	L	3	13
3/27/86	Washington	W	10	9
3/28/86	Cornell University	W	17	5
3/29/86	Tulane	L	5	19
4/1/86 *	@ CS Northridge	W	4	3
4/3/86 *	Cal Poly Pomona	L	5	13
4/5/86 *	@ CS Dominguez Hills	L	2	7
	@ CS Dominguez Hills	L	4	5
4/8/86 *	CS Northridge	W	8	6
4/11/86 *	@ Chapman	W	6	0
4/12/86 *	@ CS Northridge	L	2	4
	@ CS Northridge	W	8	7
4/14/86 *	CS Dominguez Hills	L	4	10
4/15/86 *	@ CS Los Angeles	W	12	5
4/18/86 *	Cal Poly	W	12	9
4/19/86 *	Cal Poly	L	7	9
	Cal Poly	W	7	1
4/22/86 *	Chapman	W	10	3
4/25/86 *	CS Los Angeles	W	5	4
4/26/86 *	@ Cal Poly Pomona	W	10	9
	@ Cal Poly Pomona	L	4	5
4/28/86 *	CS Dominguez Hills	W	14	9
4/29/86 *	CS Dominguez Hills	L	5	13
5/3/86 *	@ Chapman	W	11	4
	@ Chapman	W	8	3
5/6/86 *	CS Northridge	L	11	12
5/7/86 *	@ CS Los Angeles	L	7	8

5/8/86	*	CS Los Angeles	W	14	9
5/9/86	*	Chapman	W	14	13
5/12/86	* @	Cal Poly	L	9	10

**1987
29-23 Overall
18-12 CCAA**

Date	Opp.	W/L	UCR	Opp.
1/30/87	USC	L	3	12
2/3/87	San Diego State	W	9	5
2/4/87	Azusa Pacific	W	15	8
2/6/87	Vanguard	W	5	0
2/7/87	Hawaii Pacific	W	15	1
	Hawaii Pacific	W	11	5
2/11/87	Vanguard	W	20	7
2/14/87	UC San Diego	W	13	3
2/16/87	Arizona State	L	2	14
2/17/87	Arizona State	W (11)	8	6
2/20/87	Long Beach State	W	7	4
2/21/87	Long Beach State	W	6	5
2/28/87	Cal Baptist	W	11	0
3/4/87	Azusa Pacific	L	4	6
3/6/87	UC San Diego	W	15	5
3/10/87	CS Dominguez Hills	W	6	5
3/11/87	Cal Poly Pomona	L	1	10
3/13/87	CS Los Angeles	W	8	6
3/22/87	Bowling Green	W	15	2
3/23/87	Cal	L	7	9
3/24/87	Dartmouth	W (10)	7	5
3/25/87	Washington	W	5	2
3/26/87	BYU	W	7	4
3/27/87	New Mexico	W	16	10
3/28/87	Tulane	L	7	9
3/31/87	Chapman	L	5	8
4/1/87	CS Northridge	L (12)	7	9
4/2/87	Chapman	L	5	11
4/4/87	CS Dominguez Hills	L	8	12
	CS Dominguez Hills	L	1	2
4/8/87	Cal Poly Pomona	W	10	2
4/10/87	CS Northridge	L	2	8
4/11/87	CS Los Angeles	L	10	14
4/11/87	CS Los Angeles	L	2	17
4/15/87	Chapman	L	3	4
4/17/87	CS Dominguez Hills	L	3	10
4/18/87	Cal Poly Pomona	W (10)	5	4
	Cal Poly Pomona	L	7	19
4/21/87	CS Los Angeles	W	9	3
4/22/87	Chapman	L	9	20
4/24/87	Chapman	W	15	4
4/25/87	CS Northridge	L	6	11
	CS Northridge	W	7	6
4/27/87	Cal Poly	L	4	9
4/28/87	Cal Poly	L	2	6
4/29/87	CS Dominguez Hills	L	2	3
5/2/87	Cal Poly Pomona	W	6	3
5/5/87	CS Northridge	L	3	15
5/6/87	CS Los Angeles	W	14	4
5/8/87	Cal Poly	W	6	2
5/9/87	Cal Poly	W	3	2
	Cal Poly	W	13	3

**1988
29-25 Overall
17-13 CCAA**

Date	Opp.	W/L	UCR	Opp.
1/29/88	Arizona State	L	0	6
1/30/88	Arizona State	L	3	4
2/2/88	Vanguard	W (10)	7	6
2/4/88	Azusa Pacific	L	3	14
2/6/88	San Diego State	L	3	4
2/7/88	San Diego State	L	9	11
2/10/88	@ La Verne	W	12	3
2/11/88	@ Vanguard	W	11	6
2/12/88	@ Long Beach State	W	15	2
2/13/88	Long Beach State	L	7	8
2/16/88	UC Irvine	L	10	14
2/19/88	USC	L	6	7
2/20/88	@ USC	L	12	20
2/23/88	Azusa Pacific	L	6	10
2/25/88	@ Biola	W	10	3
2/26/88	Cal Baptist	W	6	2
2/27/88	Cal Baptist	W	9	1
3/1/88	Chapman	W	9	4
3/2/88	Chapman	L	3	6
3/4/88	Southern Utah	W	10	6
3/5/88	Southern Utah	W	10	9
	Southern Utah	W	1	0
3/8/88	* Cal Poly	W	4	2
3/9/88	* Cal Poly	W	8	3

3/11/88	*	Cal Poly Pomona	L	9	10
3/12/88	*	Cal Poly Pomona	W	8	7
3/15/88	*	CS Dominguez Hills	W	10	9
3/18/88	*	CS Los Angeles	L	9	10
3/19/88	*	CS Los Angeles	W	6	3
3/26/88	*	CS Northridge	W	7	6
3/27/88	*	CS Northridge	W	11	3
4/1/88	*	CS Northridge	L	4	12
4/2/88	*	CS Northridge	L	0	4
4/2/88	*	CS Northridge	W	12	11
4/8/88	*	Chapman	W	7	5
4/9/88	*	Chapman	W	5	3
4/9/88	*	Chapman	W	6	2
4/12/88	*	CS Dominguez Hills	W	7	5
4/13/88	*	Biola	W	12	4
4/15/88	*	Alliant International	W	9	2
4/16/88	*	Alliant International	L	6	11
4/19/88	*	San Diego	L	4	13
4/22/88	*	CS Los Angeles	L	10	11
4/25/88	*	CS Los Angeles	W	6	5
	*	CS Los Angeles	W	7	4
4/29/88	*	CS Dominguez Hills	L	2	4
4/30/88	*	CS Dominguez Hills	L	3	4
5/3/88	*	CS Dominguez Hills	L	9	10
5/6/88	*	Cal Poly Pomona	W	8	6
5/7/88	*	Cal Poly Pomona	L	2	11
	*	Cal Poly Pomona	L	1	8
5/13/88	*	Cal Poly	L	3	14
5/14/88	*	Cal Poly	L	5	8
	*	Cal Poly	W	10	1

**1989
25-27-1 Overall
14-15-1 CCAA**

Date	Opp.	W/L	UCR	Opp.
1/27/89	Arizona State	L	1	4
1/28/89	Arizona State	L	0	2
2/1/89	Vanguard	L	2	4
2/4/89	Long Beach State	L	5	6
2/7/89	San Diego State	W	8	0
2/10/89	UC Irvine	W	8	3
2/11/89	UC Irvine	L	10	11
2/14/89	Cal Baptist	W	7	4
2/17/89	Alliant International	L	0	2
2/18/89	Long Beach State	L	10	11
2/20/89	The Master's College	W	15	8
2/22/89	CS Dominguez Hills	L	1	7
2/25/89	Cal Poly	L	4	8
2/26/89	Cal Poly	L	5	7
2/28/89	CS Los Angeles	W	5	0
3/1/89	CS Los Angeles	W	5	1
3/3/89	Cal Poly Pomona	L	7	8
3/4/89	Cal Poly Pomona	L (10)	6	7
3/7/89	San Diego State	L	5	10
3/8/89	The Master's College	L	5	11
3/10/89	Chapman	W	5	4
3/11/89	Chapman	W	4	3
3/14/89	CS Northridge	T	5	5
3/16/89	CS Northridge	L	6	7
3/17/89	CS Northridge	L	5	8
3/18/89	CS Northridge	W	3	1
3/27/89	BYU	L	2	14
3/28/89	Oregon State	W	11	10
3/30/89	Washington State	W	8	7
3/31/89	Arizona State	L	4	18
4/1/89	Harvard	W	11	5
4/6/89	CS Dominguez Hills	W	11	5
4/7/89	CS Dominguez Hills	W	6	5
4/8/89	CS Dominguez Hills	W	10	7
4/11/89	USC	W	6	3
4/14/89	* Cal Poly	L (12)	3	4
4/15/89	* Cal Poly	L	6	10
	* Cal Poly	L	4	6
4/18/89	Alliant International	W	7	5
4/20/89	CS Los Angeles	W	10	5
4/21/89	CS Los Angeles	L	5	9
4/22/89	CS Los Angeles	L	4	11
4/25/89	CS Dominguez Hills	W	4	1
4/28/89	Cal Poly Pomona	L	1	13
4/29/89	Cal Poly Pomona	W	18	1
	Cal Poly Pomona	W	4	2
5/2/89	CS Northridge	L	10	12
5/5/89	San Diego	L	8	9
5/6/89	San Diego	W	4	2
5/9/89	CS Fullerton	W	4	2
5/11/89	Chapman	W	4	2
5/12/89	Chapman	W	7	2
5/13/89	Chapman	L	1	13

**1990
39-18 Overall
21-9 CCAA
2-2 NCAA**

Date	Opp.	W/L	UCR	Opp.
1/27/90	@ Grand Canyon	W	14	6
1/28/90	@ Grand Canyon	W	7	5
1/29/90	@ Arizona State	W (11)	8	5
1/30/90	@ Arizona State	L	3	13
2/3/90	@ Vanguard	L	0	3
2/7/90	UCLA	L	2	7
2/8/90	@ Azusa Pacific	L	6	7
2/9/90	@ Cal Baptist	W	5	4
2/10/90	CS Stanislaus	W	12	4
2/10/90	Vanguard	W	5	4
2/12/90	@ UC San Diego	W	11	1
2/13/90	The Master's College	W	9	8
2/15/90	* @ Cal Poly Pomona	W	12	8
2/16/90	* Cal Poly Pomona	W	9	1
2/19/90	* @ Cal Poly Pomona	W	7	0
2/21/90	@ The Master's College	W	13	7
2/23/90	* Chapman	L	5	6
2/24/90	* @ Chapman	W	9	3
2/27/90	* @ Cal Poly	L	4	5
2/28/90	* @ Cal Poly	W	9	3
3/2/90	* CS Northridge	W	6	2
3/3/90	* @ CS Northridge	W	8	3
3/8/90	UC Irvine	W	7	5
3/9/90	@ UC Irvine	L	2	9
3/10/90	@ Alliant International	W	10	9
3/11/90	Alliant International	L	7	8
3/13/90	San Diego State	W	6	5
3/14/90	CS Fullerton	W	5	4
3/17/90	Montclair State	W	12	6
3/23/90	Wisconsin	W	6	4
3/24/90	Metro State	W	14	4
3/27/90	Cal Baptist	L	5	7
3/31/90	* @ Cal Poly Pomona	W	7	5
4/5/90	* @ CS Dominguez Hills	W	1	0
4/6/90	* CS Dominguez Hills	W	9	8
4/7/90	* @ CS Dominguez Hills	W	8	2
4/10/90	* CS Los Angeles	W	10	9
4/12/90	* Chapman	L	9	12
4/13/90	* @ Chapman	W (11)	11	9
4/14/90	* Chapman	W (10)	5	4
4/17/90	* @ CS Los Angeles	L	1	8
4/20/90	* Cal Poly	W	6	4
4/21/90	* Cal Poly	W	12	4
4/22/90	* Cal Poly	L	7	10
4/24/90	* CS Dominguez Hills	W	12	2
4/26/90	* @ CS Northridge	L	10	12
4/27/90	* CS Northridge	L	6	15
4/28/90	* @ CS Northridge	L	6	7
5/1/90	* @ CS Dominguez Hills	W	5	0
5/3/90	* CS Los Angeles	W	5	3
5/4/90	* @ CS Los Angeles	W	11	8
5/5/90	* CS Los Angeles	L	4	5
5/8/90	* Cal Poly Pomona	W	13	3
5/18-20/90	% UC Davis	W	12	11
	% CS Northridge	L	1	4
	% UC Davis	W	8	7
	% CS Northridge	L	0	2

**1991
38-25-1 Overall
NCAA Division II College World Series Participants
18-12 CCAA
6-2 NCAA**

Date	Opp.	W/L	UCR	Opp.
1/30/91	@ Arizona State	L	5	13
2/1/91	@ Grand Canyon	W	11	6
2/5/91	@ Grand Canyon	L	8	23
2/2/91	@ Grand Canyon	W	13	8
2/5/91	@ San Diego	T	12	12
2/7/91	The Master's College	W	7	0
2/9/91	UC Irvine	L	5	8
2/10/91	@ UC Irvine	W	5	3
2/12/91	Cal Baptist	L	6	8
2/15/91	@ Vanguard	L	0	3
2/16/91	Vanguard	W	9	6
2/22/91	Grand Canyon	W	6	4
2/23/91	Grand Canyon	W (11)	16	15
2/26/91	U.S. Int'l University	W	9	8
3/1/91	* Chapman	L	3	5
3/3/91	* Chapman	L	4	8
3/4/91	* @ Chapman	W	6	5
3/5/91	@ Alliant International	W	11	4

UC Riverside Records

Highlanders All-Time Year-By-Year Results (continued)

<table border="0" style="width: 100%;"> <tr><td>3/8/91 *</td><td>CS Dominguez Hills</td><td>W</td><td>7</td><td>5</td></tr> <tr><td>3/9/91 *</td><td>@ CS Dominguez Hills</td><td>L</td><td>1</td><td>3</td></tr> <tr><td>3/9/91 *</td><td>@ CS Dominguez Hills</td><td>L</td><td>3</td><td>7</td></tr> <tr><td>3/12/91</td><td>San Diego</td><td>W</td><td>8</td><td>7</td></tr> <tr><td>3/16/91 *</td><td>@ Cal Poly</td><td>L</td><td>3</td><td>4</td></tr> <tr><td>3/16/91 *</td><td>@ Cal Poly</td><td>L</td><td>5</td><td>6</td></tr> <tr><td>3/23/91</td><td>Washington</td><td>L</td><td>2</td><td>5</td></tr> <tr><td>3/25-30/91</td><td>Oregon State</td><td>W</td><td>2</td><td>1</td></tr> <tr><td></td><td>Washington</td><td>W</td><td>8</td><td>5</td></tr> <tr><td></td><td>New Mexico</td><td>L</td><td>3</td><td>4</td></tr> <tr><td></td><td>BYU</td><td>L</td><td>1</td><td>3</td></tr> <tr><td></td><td>Lafayette</td><td>W</td><td>9</td><td>5</td></tr> <tr><td></td><td>BYU</td><td>L</td><td>0</td><td>3</td></tr> <tr><td>4/2/91</td><td>San Diego State</td><td>L (10)</td><td>4</td><td>7</td></tr> <tr><td>4/5/91</td><td>Cal Poly Pomona</td><td>W (10)</td><td>9</td><td>8</td></tr> <tr><td>4/6/91 *</td><td>@ Cal Poly Pomona</td><td>L</td><td>2</td><td>6</td></tr> <tr><td>4/6/91 *</td><td>@ Cal Poly Pomona</td><td>W</td><td>3</td><td>2</td></tr> <tr><td>4/9/91 *</td><td>@ CS Los Angeles</td><td>W (10)</td><td>6</td><td>5</td></tr> <tr><td>4/11/91 *</td><td>CS Los Angeles</td><td>W</td><td>4</td><td>3</td></tr> <tr><td>4/12/91 *</td><td>@ CS Los Angeles</td><td>W</td><td>10</td><td>9</td></tr> <tr><td>4/13/91 *</td><td>CS Los Angeles</td><td>W</td><td>8</td><td>1</td></tr> <tr><td>4/16/91 *</td><td>@ CS Los Angeles</td><td>W</td><td>8</td><td>2</td></tr> <tr><td>4/18/91 *</td><td>@ Chapman</td><td>W</td><td>4</td><td>2</td></tr> <tr><td>4/19/91 *</td><td>@ Chapman</td><td>L</td><td>0</td><td>4</td></tr> <tr><td>4/20/91 *</td><td>@ Chapman</td><td>L</td><td>2</td><td>3</td></tr> <tr><td>4/23/91</td><td>@ San Diego</td><td>L</td><td>2</td><td>3</td></tr> <tr><td>4/25/91 *</td><td>CS Dominguez Hills</td><td>W</td><td>5</td><td>2</td></tr> <tr><td>4/26/91 *</td><td>@ CS Dominguez Hills</td><td>W</td><td>5</td><td>2</td></tr> <tr><td>4/27/91 *</td><td>CS Dominguez Hills</td><td>W</td><td>2</td><td>0</td></tr> <tr><td>4/30/91</td><td>@ San Diego State</td><td>W</td><td>3</td><td>2</td></tr> <tr><td>5/3/91 *</td><td>Cal Poly</td><td>L</td><td>8</td><td>12</td></tr> <tr><td>5/4/91 *</td><td>Cal Poly</td><td>W</td><td>7</td><td>5</td></tr> <tr><td>5/5/91 *</td><td>Cal Poly</td><td>L</td><td>4</td><td>8</td></tr> <tr><td>5/7/91 *</td><td>@ CS Los Angeles</td><td>W</td><td>14</td><td>11</td></tr> <tr><td>5/9/91 *</td><td>Cal Poly Pomona</td><td>W</td><td>6</td><td>5</td></tr> <tr><td>5/10/91 *</td><td>@ Cal Poly Pomona</td><td>W</td><td>3</td><td>1</td></tr> <tr><td>5/11/91 *</td><td>Cal Poly Pomona</td><td>L</td><td>4</td><td>5</td></tr> <tr><td>5/12/91 *</td><td>@ Cal Poly</td><td>W</td><td>10</td><td>8</td></tr> <tr><td>5/17-20/91 %</td><td>Sonoma State</td><td>W</td><td>18</td><td>12</td></tr> <tr><td></td><td>% Cal Poly</td><td>W</td><td>16</td><td>15</td></tr> <tr><td></td><td>% Cal Poly</td><td>W</td><td>6</td><td>5</td></tr> <tr><td>5/25-6/1/91</td><td>Southern Illinois Univ.</td><td>L</td><td>2</td><td>5</td></tr> <tr><td>&</td><td>Shippensburg Univ.</td><td>W</td><td>8</td><td>3</td></tr> <tr><td>&</td><td>Southern Illinois Univ.</td><td>W</td><td>16</td><td>4</td></tr> <tr><td>&</td><td>Jacksonville State (AL)</td><td>W</td><td>12</td><td>10</td></tr> <tr><td>&</td><td>Jacksonville State (AL)</td><td>L</td><td>2</td><td>5</td></tr> <tr><td></td><td>California Collegiate Athletic Association</td><td></td><td></td><td></td></tr> <tr><td></td><td>% NCAA Division II West Regionals</td><td></td><td></td><td></td></tr> <tr><td></td><td>& NCAA Division II College World Series</td><td></td><td></td><td></td></tr> </table>	3/8/91 *	CS Dominguez Hills	W	7	5	3/9/91 *	@ CS Dominguez Hills	L	1	3	3/9/91 *	@ CS Dominguez Hills	L	3	7	3/12/91	San Diego	W	8	7	3/16/91 *	@ Cal Poly	L	3	4	3/16/91 *	@ Cal Poly	L	5	6	3/23/91	Washington	L	2	5	3/25-30/91	Oregon State	W	2	1		Washington	W	8	5		New Mexico	L	3	4		BYU	L	1	3		Lafayette	W	9	5		BYU	L	0	3	4/2/91	San Diego State	L (10)	4	7	4/5/91	Cal Poly Pomona	W (10)	9	8	4/6/91 *	@ Cal Poly Pomona	L	2	6	4/6/91 *	@ Cal Poly Pomona	W	3	2	4/9/91 *	@ CS Los Angeles	W (10)	6	5	4/11/91 *	CS Los Angeles	W	4	3	4/12/91 *	@ CS Los Angeles	W	10	9	4/13/91 *	CS Los Angeles	W	8	1	4/16/91 *	@ CS Los Angeles	W	8	2	4/18/91 *	@ Chapman	W	4	2	4/19/91 *	@ Chapman	L	0	4	4/20/91 *	@ Chapman	L	2	3	4/23/91	@ San Diego	L	2	3	4/25/91 *	CS Dominguez Hills	W	5	2	4/26/91 *	@ CS Dominguez Hills	W	5	2	4/27/91 *	CS Dominguez Hills	W	2	0	4/30/91	@ San Diego State	W	3	2	5/3/91 *	Cal Poly	L	8	12	5/4/91 *	Cal Poly	W	7	5	5/5/91 *	Cal Poly	L	4	8	5/7/91 *	@ CS Los Angeles	W	14	11	5/9/91 *	Cal Poly Pomona	W	6	5	5/10/91 *	@ Cal Poly Pomona	W	3	1	5/11/91 *	Cal Poly Pomona	L	4	5	5/12/91 *	@ Cal Poly	W	10	8	5/17-20/91 %	Sonoma State	W	18	12		% Cal Poly	W	16	15		% Cal Poly	W	6	5	5/25-6/1/91	Southern Illinois Univ.	L	2	5	&	Shippensburg Univ.	W	8	3	&	Southern Illinois Univ.	W	16	4	&	Jacksonville State (AL)	W	12	10	&	Jacksonville State (AL)	L	2	5		California Collegiate Athletic Association					% NCAA Division II West Regionals					& NCAA Division II College World Series				<table border="0" style="width: 100%;"> <tr><td>4/5/92</td><td>Chapman</td><td>L</td><td>2</td><td>7</td></tr> <tr><td>4/7/92</td><td>San Diego State</td><td>L</td><td>1</td><td>4</td></tr> <tr><td>4/10/92 *</td><td>Cal Poly</td><td>L</td><td>1</td><td>6</td></tr> <tr><td>4/11/92 *</td><td>Cal Poly</td><td>W</td><td>7</td><td>6</td></tr> <tr><td>4/11/92 *</td><td>Cal Poly</td><td>L</td><td>0</td><td>1</td></tr> <tr><td>4/15/92</td><td>San Diego</td><td>L</td><td>3</td><td>5</td></tr> <tr><td>4/16/92 *</td><td>Cal Poly Pomona</td><td>W</td><td>5</td><td>1</td></tr> <tr><td>4/18/92 *</td><td>Cal Poly Pomona</td><td>L</td><td>3</td><td>6</td></tr> <tr><td>4/18/92 *</td><td>Cal Poly Pomona</td><td>L</td><td>5</td><td>8</td></tr> <tr><td>4/21/92</td><td>UCLA</td><td>L</td><td>2</td><td>10</td></tr> <tr><td>4/23/92 *</td><td>CS Los Angeles</td><td>L</td><td>1</td><td>7</td></tr> <tr><td>4/24/92 *</td><td>CS Los Angeles</td><td>W</td><td>17</td><td>15</td></tr> <tr><td>4/25/92 *</td><td>CS Los Angeles</td><td>W</td><td>10</td><td>7</td></tr> <tr><td>4/28/92</td><td>San Diego State</td><td>L</td><td>4</td><td>6</td></tr> <tr><td>4/30/92 *</td><td>CS San Bernardino</td><td>L</td><td>4</td><td>5</td></tr> <tr><td>5/1/92 *</td><td>CS San Bernardino</td><td>W</td><td>6</td><td>3</td></tr> <tr><td>5/2/92 *</td><td>CS San Bernardino</td><td>W</td><td>8</td><td>1</td></tr> <tr><td>5/7/92 *</td><td>CS Dominguez Hills</td><td>W</td><td>2</td><td>0</td></tr> <tr><td>5/8/92 *</td><td>CS Dominguez Hills</td><td>W</td><td>5</td><td>4</td></tr> <tr><td>5/9/92 *</td><td>CS Dominguez Hills</td><td>W</td><td>11</td><td>1</td></tr> <tr><td>5/15/92</td><td>Sonoma State</td><td>W</td><td>4</td><td>2</td></tr> <tr><td>5/16/92</td><td>Cal Poly</td><td>L</td><td>5</td><td>11</td></tr> <tr><td>5/16/92</td><td>Cal Poly</td><td>W</td><td>6</td><td>4</td></tr> <tr><td>5/17/92</td><td>Cal Poly</td><td>L</td><td>5</td><td>10</td></tr> <tr><td></td><td>California Collegiate Athletic Association</td><td></td><td></td><td></td></tr> </table>	4/5/92	Chapman	L	2	7	4/7/92	San Diego State	L	1	4	4/10/92 *	Cal Poly	L	1	6	4/11/92 *	Cal Poly	W	7	6	4/11/92 *	Cal Poly	L	0	1	4/15/92	San Diego	L	3	5	4/16/92 *	Cal Poly Pomona	W	5	1	4/18/92 *	Cal Poly Pomona	L	3	6	4/18/92 *	Cal Poly Pomona	L	5	8	4/21/92	UCLA	L	2	10	4/23/92 *	CS Los Angeles	L	1	7	4/24/92 *	CS Los Angeles	W	17	15	4/25/92 *	CS Los Angeles	W	10	7	4/28/92	San Diego State	L	4	6	4/30/92 *	CS San Bernardino	L	4	5	5/1/92 *	CS San Bernardino	W	6	3	5/2/92 *	CS San Bernardino	W	8	1	5/7/92 *	CS Dominguez Hills	W	2	0	5/8/92 *	CS Dominguez Hills	W	5	4	5/9/92 *	CS Dominguez Hills	W	11	1	5/15/92	Sonoma State	W	4	2	5/16/92	Cal Poly	L	5	11	5/16/92	Cal Poly	W	6	4	5/17/92	Cal Poly	L	5	10		California Collegiate Athletic Association				<table border="0" style="width: 100%;"> <tr><td colspan="5" style="text-align: center;">1994</td></tr> <tr><td colspan="5" style="text-align: center;">41-21 Overall</td></tr> <tr><td colspan="5" style="text-align: center;">18-12 CCAA</td></tr> <tr><td colspan="5" style="text-align: center;">3-3 NCAA</td></tr> <tr><td>Date</td><td>Opp.</td><td>W/L</td><td>UCR</td><td>Opp.</td></tr> <tr><td>2/1/94</td><td>CS Fullerton</td><td>L</td><td>1</td><td>12</td></tr> <tr><td>2/3/94</td><td>The Master's College</td><td>W</td><td>8</td><td>5</td></tr> <tr><td>2/5/94</td><td>The Master's College</td><td>W</td><td>12</td><td>4</td></tr> <tr><td>2/9/94</td><td>Vanguard</td><td>W</td><td>3</td><td>2</td></tr> <tr><td>2/11/94</td><td>UC Davis</td><td>W</td><td>6</td><td>2</td></tr> <tr><td>2/12/94</td><td>UC Davis</td><td>W</td><td>4</td><td>0</td></tr> <tr><td>2/12/94</td><td>UC Davis</td><td>W</td><td>7</td><td>4</td></tr> <tr><td>2/15/94</td><td>San Diego</td><td>W</td><td>8</td><td>7</td></tr> <tr><td>2/17/94</td><td>Grand Canyon</td><td>L</td><td>5</td><td>12</td></tr> <tr><td>2/18/94</td><td>Grand Canyon</td><td>L</td><td>10</td><td>12</td></tr> <tr><td>2/19/94</td><td>Grand Canyon</td><td>W</td><td>6</td><td>3</td></tr> <tr><td>2/22/94</td><td>CS Fullerton</td><td>W</td><td>7</td><td>6</td></tr> <tr><td>2/24/94 *</td><td>CS San Bernardino</td><td>W</td><td>14</td><td>1</td></tr> <tr><td>2/25/94 *</td><td>CS San Bernardino</td><td>W</td><td>9</td><td>4</td></tr> <tr><td>2/27/94 *</td><td>CS San Bernardino</td><td>W</td><td>6</td><td>5</td></tr> <tr><td>3/3/94</td><td>Cal Baptist</td><td>W</td><td>9</td><td>5</td></tr> <tr><td>3/4/94</td><td>Chapman</td><td>W</td><td>14</td><td>4</td></tr> <tr><td>3/5/94</td><td>Univ. of Pennsylvania</td><td>L</td><td>10</td><td>12</td></tr> <tr><td>3/8/94 *</td><td>CS Los Angeles</td><td>W</td><td>6</td><td>2</td></tr> <tr><td>3/10/94 *</td><td>CS Dominguez Hills</td><td>L</td><td>5</td><td>6</td></tr> <tr><td>3/12/94 *</td><td>CS Dominguez Hills</td><td>L</td><td>3</td><td>6</td></tr> <tr><td>3/12/94 *</td><td>CS Dominguez Hills</td><td>W</td><td>3</td><td>1</td></tr> <tr><td>3/17/94</td><td>San Diego State</td><td>W</td><td>8</td><td>7</td></tr> <tr><td>3/19/94 *</td><td>Cal Poly</td><td>L</td><td>0</td><td>5</td></tr> <tr><td>3/20/94 *</td><td>Cal Poly</td><td>L</td><td>3</td><td>4</td></tr> <tr><td>3/20/94 *</td><td>Cal Poly</td><td>W</td><td>3</td><td>0</td></tr> <tr><td>3/26/94</td><td>Hawaii Pacific</td><td>W</td><td>13</td><td>4</td></tr> <tr><td>3/26/94</td><td>Hawaii Pacific</td><td>W</td><td>13</td><td>3</td></tr> <tr><td>3/26/94</td><td>Hawaii Pacific</td><td>W</td><td>7</td><td>3</td></tr> <tr><td>3/29/94</td><td>San Diego State</td><td>W</td><td>6</td><td>4</td></tr> <tr><td>3/30/94</td><td>Chapman</td><td>W</td><td>11</td><td>1</td></tr> <tr><td>3/31/94</td><td>Cal Baptist</td><td>L</td><td>2</td><td>10</td></tr> <tr><td>4/1/94</td><td>UC San Diego</td><td>L</td><td>5</td><td>6</td></tr> <tr><td>4/2/94</td><td>UC San Diego</td><td>W</td><td>7</td><td>3</td></tr> <tr><td>4/5/94 *</td><td>Cal Poly Pomona</td><td>W</td><td>15</td><td>2</td></tr> <tr><td>4/7/94 *</td><td>CS San Bernardino</td><td>W</td><td>11</td><td>9</td></tr> <tr><td>4/8/94 *</td><td>CS San Bernardino</td><td>W</td><td>14</td><td>2</td></tr> <tr><td>4/10/94 *</td><td>CS San Bernardino</td><td>L</td><td>6</td><td>7</td></tr> <tr><td>4/12/94 *</td><td>Cal Poly Pomona</td><td>L</td><td>1</td><td>12</td></tr> <tr><td>4/14/94 *</td><td>CS Los Angeles</td><td>L</td><td>3</td><td>8</td></tr> <tr><td>4/16/94 *</td><td>CS Los Angeles</td><td>W</td><td>4</td><td>3</td></tr> <tr><td>4/16/94 *</td><td>CS Los Angeles</td><td>W</td><td>6</td><td>4</td></tr> <tr><td>4/19/94 *</td><td>Cal Poly Pomona</td><td>W</td><td>6</td><td>3</td></tr> <tr><td>4/22/94 *</td><td>Cal Poly</td><td>W</td><td>13</td><td>2</td></tr> <tr><td>4/23/94 *</td><td>Cal Poly</td><td>W</td><td>5</td><td>3</td></tr> <tr><td>4/23/94 *</td><td>Cal Poly</td><td>W</td><td>7</td><td>3</td></tr> <tr><td>4/28/94 *</td><td>Cal Poly Pomona</td><td>L</td><td>6</td><td>8</td></tr> <tr><td>4/30/94 *</td><td>Cal Poly Pomona</td><td>W</td><td>12</td><td>11</td></tr> <tr><td>4/30/94 *</td><td>Cal Poly Pomona</td><td>L</td><td>4</td><td>6</td></tr> <tr><td>5/3/94 *</td><td>CS Los Angeles</td><td>W</td><td>10</td><td>1</td></tr> <tr><td>5/5/94 *</td><td>CS Dominguez Hills</td><td>L</td><td>6</td><td>7</td></tr> <tr><td>5/7/94 *</td><td>CS Dominguez Hills</td><td>L</td><td>1</td><td>2</td></tr> <tr><td>5/7/94 *</td><td>CS Dominguez Hills</td><td>W</td><td>7</td><td>0</td></tr> <tr><td>5/9/94</td><td>Southern Utah</td><td>W</td><td>6</td><td>5</td></tr> <tr><td>5/10/94</td><td>Southern Utah</td><td>W</td><td>18</td><td>8</td></tr> <tr><td>5/11/94 *</td><td>CS Los Angeles</td><td>L</td><td>3</td><td>5</td></tr> <tr><td>5/19/94 *</td><td>CS Dominguez Hills</td><td>W</td><td>8</td><td>0</td></tr> <tr><td>5/20/94</td><td>UC Davis</td><td>W</td><td>12</td><td>5</td></tr> <tr><td>5/20/94</td><td>UC Davis</td><td>L</td><td>5</td><td>9</td></tr> <tr><td>5/21/94</td><td>UC Davis</td><td>W</td><td>9</td><td>3</td></tr> <tr><td>5/29/94 %</td><td>Central Missouri State</td><td>L</td><td>6</td><td>9</td></tr> <tr><td>5/30/94 %</td><td>Lewis (Illinois)</td><td>L</td><td>0</td><td>5</td></tr> <tr><td></td><td>California Collegiate Athletic Association</td><td></td><td></td><td></td></tr> <tr><td></td><td>% NCAA Division II West Regional</td><td></td><td></td><td></td></tr> </table>	1994					41-21 Overall					18-12 CCAA					3-3 NCAA					Date	Opp.	W/L	UCR	Opp.	2/1/94	CS Fullerton	L	1	12	2/3/94	The Master's College	W	8	5	2/5/94	The Master's College	W	12	4	2/9/94	Vanguard	W	3	2	2/11/94	UC Davis	W	6	2	2/12/94	UC Davis	W	4	0	2/12/94	UC Davis	W	7	4	2/15/94	San Diego	W	8	7	2/17/94	Grand Canyon	L	5	12	2/18/94	Grand Canyon	L	10	12	2/19/94	Grand Canyon	W	6	3	2/22/94	CS Fullerton	W	7	6	2/24/94 *	CS San Bernardino	W	14	1	2/25/94 *	CS San Bernardino	W	9	4	2/27/94 *	CS San Bernardino	W	6	5	3/3/94	Cal Baptist	W	9	5	3/4/94	Chapman	W	14	4	3/5/94	Univ. of Pennsylvania	L	10	12	3/8/94 *	CS Los Angeles	W	6	2	3/10/94 *	CS Dominguez Hills	L	5	6	3/12/94 *	CS Dominguez Hills	L	3	6	3/12/94 *	CS Dominguez Hills	W	3	1	3/17/94	San Diego State	W	8	7	3/19/94 *	Cal Poly	L	0	5	3/20/94 *	Cal Poly	L	3	4	3/20/94 *	Cal Poly	W	3	0	3/26/94	Hawaii Pacific	W	13	4	3/26/94	Hawaii Pacific	W	13	3	3/26/94	Hawaii Pacific	W	7	3	3/29/94	San Diego State	W	6	4	3/30/94	Chapman	W	11	1	3/31/94	Cal Baptist	L	2	10	4/1/94	UC San Diego	L	5	6	4/2/94	UC San Diego	W	7	3	4/5/94 *	Cal Poly Pomona	W	15	2	4/7/94 *	CS San Bernardino	W	11	9	4/8/94 *	CS San Bernardino	W	14	2	4/10/94 *	CS San Bernardino	L	6	7	4/12/94 *	Cal Poly Pomona	L	1	12	4/14/94 *	CS Los Angeles	L	3	8	4/16/94 *	CS Los Angeles	W	4	3	4/16/94 *	CS Los Angeles	W	6	4	4/19/94 *	Cal Poly Pomona	W	6	3	4/22/94 *	Cal Poly	W	13	2	4/23/94 *	Cal Poly	W	5	3	4/23/94 *	Cal Poly	W	7	3	4/28/94 *	Cal Poly Pomona	L	6	8	4/30/94 *	Cal Poly Pomona	W	12	11	4/30/94 *	Cal Poly Pomona	L	4	6	5/3/94 *	CS Los Angeles	W	10	1	5/5/94 *	CS Dominguez Hills	L	6	7	5/7/94 *	CS Dominguez Hills	L	1	2	5/7/94 *	CS Dominguez Hills	W	7	0	5/9/94	Southern Utah	W	6	5	5/10/94	Southern Utah	W	18	8	5/11/94 *	CS Los Angeles	L	3	5	5/19/94 *	CS Dominguez Hills	W	8	0	5/20/94	UC Davis	W	12	5	5/20/94	UC Davis	L	5	9	5/21/94	UC Davis	W	9	3	5/29/94 %	Central Missouri State	L	6	9	5/30/94 %	Lewis (Illinois)	L	0	5		California Collegiate Athletic Association					% NCAA Division II West Regional			
3/8/91 *	CS Dominguez Hills	W	7	5																																																																																																																																																																																																																																																																																																																																																																																																																																																																																																																																																																																																																																																																																																																																									
3/9/91 *	@ CS Dominguez Hills	L	1	3																																																																																																																																																																																																																																																																																																																																																																																																																																																																																																																																																																																																																																																																																																																																									
3/9/91 *	@ CS Dominguez Hills	L	3	7																																																																																																																																																																																																																																																																																																																																																																																																																																																																																																																																																																																																																																																																																																																																									
3/12/91	San Diego	W	8	7																																																																																																																																																																																																																																																																																																																																																																																																																																																																																																																																																																																																																																																																																																																																									
3/16/91 *	@ Cal Poly	L	3	4																																																																																																																																																																																																																																																																																																																																																																																																																																																																																																																																																																																																																																																																																																																																									
3/16/91 *	@ Cal Poly	L	5	6																																																																																																																																																																																																																																																																																																																																																																																																																																																																																																																																																																																																																																																																																																																																									
3/23/91	Washington	L	2	5																																																																																																																																																																																																																																																																																																																																																																																																																																																																																																																																																																																																																																																																																																																																									
3/25-30/91	Oregon State	W	2	1																																																																																																																																																																																																																																																																																																																																																																																																																																																																																																																																																																																																																																																																																																																																									
	Washington	W	8	5																																																																																																																																																																																																																																																																																																																																																																																																																																																																																																																																																																																																																																																																																																																																									
	New Mexico	L	3	4																																																																																																																																																																																																																																																																																																																																																																																																																																																																																																																																																																																																																																																																																																																																									
	BYU	L	1	3																																																																																																																																																																																																																																																																																																																																																																																																																																																																																																																																																																																																																																																																																																																																									
	Lafayette	W	9	5																																																																																																																																																																																																																																																																																																																																																																																																																																																																																																																																																																																																																																																																																																																																									
	BYU	L	0	3																																																																																																																																																																																																																																																																																																																																																																																																																																																																																																																																																																																																																																																																																																																																									
4/2/91	San Diego State	L (10)	4	7																																																																																																																																																																																																																																																																																																																																																																																																																																																																																																																																																																																																																																																																																																																																									
4/5/91	Cal Poly Pomona	W (10)	9	8																																																																																																																																																																																																																																																																																																																																																																																																																																																																																																																																																																																																																																																																																																																																									
4/6/91 *	@ Cal Poly Pomona	L	2	6																																																																																																																																																																																																																																																																																																																																																																																																																																																																																																																																																																																																																																																																																																																																									
4/6/91 *	@ Cal Poly Pomona	W	3	2																																																																																																																																																																																																																																																																																																																																																																																																																																																																																																																																																																																																																																																																																																																																									
4/9/91 *	@ CS Los Angeles	W (10)	6	5																																																																																																																																																																																																																																																																																																																																																																																																																																																																																																																																																																																																																																																																																																																																									
4/11/91 *	CS Los Angeles	W	4	3																																																																																																																																																																																																																																																																																																																																																																																																																																																																																																																																																																																																																																																																																																																																									
4/12/91 *	@ CS Los Angeles	W	10	9																																																																																																																																																																																																																																																																																																																																																																																																																																																																																																																																																																																																																																																																																																																																									
4/13/91 *	CS Los Angeles	W	8	1																																																																																																																																																																																																																																																																																																																																																																																																																																																																																																																																																																																																																																																																																																																																									
4/16/91 *	@ CS Los Angeles	W	8	2																																																																																																																																																																																																																																																																																																																																																																																																																																																																																																																																																																																																																																																																																																																																									
4/18/91 *	@ Chapman	W	4	2																																																																																																																																																																																																																																																																																																																																																																																																																																																																																																																																																																																																																																																																																																																																									
4/19/91 *	@ Chapman	L	0	4																																																																																																																																																																																																																																																																																																																																																																																																																																																																																																																																																																																																																																																																																																																																									
4/20/91 *	@ Chapman	L	2	3																																																																																																																																																																																																																																																																																																																																																																																																																																																																																																																																																																																																																																																																																																																																									
4/23/91	@ San Diego	L	2	3																																																																																																																																																																																																																																																																																																																																																																																																																																																																																																																																																																																																																																																																																																																																									
4/25/91 *	CS Dominguez Hills	W	5	2																																																																																																																																																																																																																																																																																																																																																																																																																																																																																																																																																																																																																																																																																																																																									
4/26/91 *	@ CS Dominguez Hills	W	5	2																																																																																																																																																																																																																																																																																																																																																																																																																																																																																																																																																																																																																																																																																																																																									
4/27/91 *	CS Dominguez Hills	W	2	0																																																																																																																																																																																																																																																																																																																																																																																																																																																																																																																																																																																																																																																																																																																																									
4/30/91	@ San Diego State	W	3	2																																																																																																																																																																																																																																																																																																																																																																																																																																																																																																																																																																																																																																																																																																																																									
5/3/91 *	Cal Poly	L	8	12																																																																																																																																																																																																																																																																																																																																																																																																																																																																																																																																																																																																																																																																																																																																									
5/4/91 *	Cal Poly	W	7	5																																																																																																																																																																																																																																																																																																																																																																																																																																																																																																																																																																																																																																																																																																																																									
5/5/91 *	Cal Poly	L	4	8																																																																																																																																																																																																																																																																																																																																																																																																																																																																																																																																																																																																																																																																																																																																									
5/7/91 *	@ CS Los Angeles	W	14	11																																																																																																																																																																																																																																																																																																																																																																																																																																																																																																																																																																																																																																																																																																																																									
5/9/91 *	Cal Poly Pomona	W	6	5																																																																																																																																																																																																																																																																																																																																																																																																																																																																																																																																																																																																																																																																																																																																									
5/10/91 *	@ Cal Poly Pomona	W	3	1																																																																																																																																																																																																																																																																																																																																																																																																																																																																																																																																																																																																																																																																																																																																									
5/11/91 *	Cal Poly Pomona	L	4	5																																																																																																																																																																																																																																																																																																																																																																																																																																																																																																																																																																																																																																																																																																																																									
5/12/91 *	@ Cal Poly	W	10	8																																																																																																																																																																																																																																																																																																																																																																																																																																																																																																																																																																																																																																																																																																																																									
5/17-20/91 %	Sonoma State	W	18	12																																																																																																																																																																																																																																																																																																																																																																																																																																																																																																																																																																																																																																																																																																																																									
	% Cal Poly	W	16	15																																																																																																																																																																																																																																																																																																																																																																																																																																																																																																																																																																																																																																																																																																																																									
	% Cal Poly	W	6	5																																																																																																																																																																																																																																																																																																																																																																																																																																																																																																																																																																																																																																																																																																																																									
5/25-6/1/91	Southern Illinois Univ.	L	2	5																																																																																																																																																																																																																																																																																																																																																																																																																																																																																																																																																																																																																																																																																																																																									
&	Shippensburg Univ.	W	8	3																																																																																																																																																																																																																																																																																																																																																																																																																																																																																																																																																																																																																																																																																																																																									
&	Southern Illinois Univ.	W	16	4																																																																																																																																																																																																																																																																																																																																																																																																																																																																																																																																																																																																																																																																																																																																									
&	Jacksonville State (AL)	W	12	10																																																																																																																																																																																																																																																																																																																																																																																																																																																																																																																																																																																																																																																																																																																																									
&	Jacksonville State (AL)	L	2	5																																																																																																																																																																																																																																																																																																																																																																																																																																																																																																																																																																																																																																																																																																																																									
	California Collegiate Athletic Association																																																																																																																																																																																																																																																																																																																																																																																																																																																																																																																																																																																																																																																																																																																																												
	% NCAA Division II West Regionals																																																																																																																																																																																																																																																																																																																																																																																																																																																																																																																																																																																																																																																																																																																																												
	& NCAA Division II College World Series																																																																																																																																																																																																																																																																																																																																																																																																																																																																																																																																																																																																																																																																																																																																												
4/5/92	Chapman	L	2	7																																																																																																																																																																																																																																																																																																																																																																																																																																																																																																																																																																																																																																																																																																																																									
4/7/92	San Diego State	L	1	4																																																																																																																																																																																																																																																																																																																																																																																																																																																																																																																																																																																																																																																																																																																																									
4/10/92 *	Cal Poly	L	1	6																																																																																																																																																																																																																																																																																																																																																																																																																																																																																																																																																																																																																																																																																																																																									
4/11/92 *	Cal Poly	W	7	6																																																																																																																																																																																																																																																																																																																																																																																																																																																																																																																																																																																																																																																																																																																																									
4/11/92 *	Cal Poly	L	0	1																																																																																																																																																																																																																																																																																																																																																																																																																																																																																																																																																																																																																																																																																																																																									
4/15/92	San Diego	L	3	5																																																																																																																																																																																																																																																																																																																																																																																																																																																																																																																																																																																																																																																																																																																																									
4/16/92 *	Cal Poly Pomona	W	5	1																																																																																																																																																																																																																																																																																																																																																																																																																																																																																																																																																																																																																																																																																																																																									
4/18/92 *	Cal Poly Pomona	L	3	6																																																																																																																																																																																																																																																																																																																																																																																																																																																																																																																																																																																																																																																																																																																																									
4/18/92 *	Cal Poly Pomona	L	5	8																																																																																																																																																																																																																																																																																																																																																																																																																																																																																																																																																																																																																																																																																																																																									
4/21/92	UCLA	L	2	10																																																																																																																																																																																																																																																																																																																																																																																																																																																																																																																																																																																																																																																																																																																																									
4/23/92 *	CS Los Angeles	L	1	7																																																																																																																																																																																																																																																																																																																																																																																																																																																																																																																																																																																																																																																																																																																																									
4/24/92 *	CS Los Angeles	W	17	15																																																																																																																																																																																																																																																																																																																																																																																																																																																																																																																																																																																																																																																																																																																																									
4/25/92 *	CS Los Angeles	W	10	7																																																																																																																																																																																																																																																																																																																																																																																																																																																																																																																																																																																																																																																																																																																																									
4/28/92	San Diego State	L	4	6																																																																																																																																																																																																																																																																																																																																																																																																																																																																																																																																																																																																																																																																																																																																									
4/30/92 *	CS San Bernardino	L	4	5																																																																																																																																																																																																																																																																																																																																																																																																																																																																																																																																																																																																																																																																																																																																									
5/1/92 *	CS San Bernardino	W	6	3																																																																																																																																																																																																																																																																																																																																																																																																																																																																																																																																																																																																																																																																																																																																									
5/2/92 *	CS San Bernardino	W	8	1																																																																																																																																																																																																																																																																																																																																																																																																																																																																																																																																																																																																																																																																																																																																									
5/7/92 *	CS Dominguez Hills	W	2	0																																																																																																																																																																																																																																																																																																																																																																																																																																																																																																																																																																																																																																																																																																																																									
5/8/92 *	CS Dominguez Hills	W	5	4																																																																																																																																																																																																																																																																																																																																																																																																																																																																																																																																																																																																																																																																																																																																									
5/9/92 *	CS Dominguez Hills	W	11	1																																																																																																																																																																																																																																																																																																																																																																																																																																																																																																																																																																																																																																																																																																																																									
5/15/92	Sonoma State	W	4	2																																																																																																																																																																																																																																																																																																																																																																																																																																																																																																																																																																																																																																																																																																																																									
5/16/92	Cal Poly	L	5	11																																																																																																																																																																																																																																																																																																																																																																																																																																																																																																																																																																																																																																																																																																																																									
5/16/92	Cal Poly	W	6	4																																																																																																																																																																																																																																																																																																																																																																																																																																																																																																																																																																																																																																																																																																																																									
5/17/92	Cal Poly	L	5	10																																																																																																																																																																																																																																																																																																																																																																																																																																																																																																																																																																																																																																																																																																																																									
	California Collegiate Athletic Association																																																																																																																																																																																																																																																																																																																																																																																																																																																																																																																																																																																																																																																																																																																																												
1994																																																																																																																																																																																																																																																																																																																																																																																																																																																																																																																																																																																																																																																																																																																																													
41-21 Overall																																																																																																																																																																																																																																																																																																																																																																																																																																																																																																																																																																																																																																																																																																																																													
18-12 CCAA																																																																																																																																																																																																																																																																																																																																																																																																																																																																																																																																																																																																																																																																																																																																													
3-3 NCAA																																																																																																																																																																																																																																																																																																																																																																																																																																																																																																																																																																																																																																																																																																																																													
Date	Opp.	W/L	UCR	Opp.																																																																																																																																																																																																																																																																																																																																																																																																																																																																																																																																																																																																																																																																																																																																									
2/1/94	CS Fullerton	L	1	12																																																																																																																																																																																																																																																																																																																																																																																																																																																																																																																																																																																																																																																																																																																																									
2/3/94	The Master's College	W	8	5																																																																																																																																																																																																																																																																																																																																																																																																																																																																																																																																																																																																																																																																																																																																									
2/5/94	The Master's College	W	12	4																																																																																																																																																																																																																																																																																																																																																																																																																																																																																																																																																																																																																																																																																																																																									
2/9/94	Vanguard	W	3	2																																																																																																																																																																																																																																																																																																																																																																																																																																																																																																																																																																																																																																																																																																																																									
2/11/94	UC Davis	W	6	2																																																																																																																																																																																																																																																																																																																																																																																																																																																																																																																																																																																																																																																																																																																																									
2/12/94	UC Davis	W	4	0																																																																																																																																																																																																																																																																																																																																																																																																																																																																																																																																																																																																																																																																																																																																									
2/12/94	UC Davis	W	7	4																																																																																																																																																																																																																																																																																																																																																																																																																																																																																																																																																																																																																																																																																																																																									
2/15/94	San Diego	W	8	7																																																																																																																																																																																																																																																																																																																																																																																																																																																																																																																																																																																																																																																																																																																																									
2/17/94	Grand Canyon	L	5	12																																																																																																																																																																																																																																																																																																																																																																																																																																																																																																																																																																																																																																																																																																																																									
2/18/94	Grand Canyon	L	10	12																																																																																																																																																																																																																																																																																																																																																																																																																																																																																																																																																																																																																																																																																																																																									
2/19/94	Grand Canyon	W	6	3																																																																																																																																																																																																																																																																																																																																																																																																																																																																																																																																																																																																																																																																																																																																									
2/22/94	CS Fullerton	W	7	6																																																																																																																																																																																																																																																																																																																																																																																																																																																																																																																																																																																																																																																																																																																																									
2/24/94 *	CS San Bernardino	W	14	1																																																																																																																																																																																																																																																																																																																																																																																																																																																																																																																																																																																																																																																																																																																																									
2/25/94 *	CS San Bernardino	W	9	4																																																																																																																																																																																																																																																																																																																																																																																																																																																																																																																																																																																																																																																																																																																																									
2/27/94 *	CS San Bernardino	W	6	5																																																																																																																																																																																																																																																																																																																																																																																																																																																																																																																																																																																																																																																																																																																																									
3/3/94	Cal Baptist	W	9	5																																																																																																																																																																																																																																																																																																																																																																																																																																																																																																																																																																																																																																																																																																																																									
3/4/94	Chapman	W	14	4																																																																																																																																																																																																																																																																																																																																																																																																																																																																																																																																																																																																																																																																																																																																									
3/5/94	Univ. of Pennsylvania	L	10	12																																																																																																																																																																																																																																																																																																																																																																																																																																																																																																																																																																																																																																																																																																																																									
3/8/94 *	CS Los Angeles	W	6	2																																																																																																																																																																																																																																																																																																																																																																																																																																																																																																																																																																																																																																																																																																																																									
3/10/94 *	CS Dominguez Hills	L	5	6																																																																																																																																																																																																																																																																																																																																																																																																																																																																																																																																																																																																																																																																																																																																									
3/12/94 *	CS Dominguez Hills	L	3	6																																																																																																																																																																																																																																																																																																																																																																																																																																																																																																																																																																																																																																																																																																																																									
3/12/94 *	CS Dominguez Hills	W	3	1																																																																																																																																																																																																																																																																																																																																																																																																																																																																																																																																																																																																																																																																																																																																									
3/17/94	San Diego State	W	8	7																																																																																																																																																																																																																																																																																																																																																																																																																																																																																																																																																																																																																																																																																																																																									
3/19/94 *	Cal Poly	L	0	5																																																																																																																																																																																																																																																																																																																																																																																																																																																																																																																																																																																																																																																																																																																																									
3/20/94 *	Cal Poly	L	3	4																																																																																																																																																																																																																																																																																																																																																																																																																																																																																																																																																																																																																																																																																																																																									
3/20/94 *	Cal Poly	W	3	0																																																																																																																																																																																																																																																																																																																																																																																																																																																																																																																																																																																																																																																																																																																																									
3/26/94	Hawaii Pacific	W	13	4																																																																																																																																																																																																																																																																																																																																																																																																																																																																																																																																																																																																																																																																																																																																									
3/26/94	Hawaii Pacific	W	13	3																																																																																																																																																																																																																																																																																																																																																																																																																																																																																																																																																																																																																																																																																																																																									
3/26/94	Hawaii Pacific	W	7	3																																																																																																																																																																																																																																																																																																																																																																																																																																																																																																																																																																																																																																																																																																																																									
3/29/94	San Diego State	W	6	4																																																																																																																																																																																																																																																																																																																																																																																																																																																																																																																																																																																																																																																																																																																																									
3/30/94	Chapman	W	11	1																																																																																																																																																																																																																																																																																																																																																																																																																																																																																																																																																																																																																																																																																																																																									
3/31/94	Cal Baptist	L	2	10																																																																																																																																																																																																																																																																																																																																																																																																																																																																																																																																																																																																																																																																																																																																									
4/1/94	UC San Diego	L	5	6																																																																																																																																																																																																																																																																																																																																																																																																																																																																																																																																																																																																																																																																																																																																									
4/2/94	UC San Diego	W	7	3																																																																																																																																																																																																																																																																																																																																																																																																																																																																																																																																																																																																																																																																																																																																									
4/5/94 *	Cal Poly Pomona	W	15	2																																																																																																																																																																																																																																																																																																																																																																																																																																																																																																																																																																																																																																																																																																																																									
4/7/94 *	CS San Bernardino	W	11	9																																																																																																																																																																																																																																																																																																																																																																																																																																																																																																																																																																																																																																																																																																																																									
4/8/94 *	CS San Bernardino	W	14	2																																																																																																																																																																																																																																																																																																																																																																																																																																																																																																																																																																																																																																																																																																																																									
4/10/94 *	CS San Bernardino	L	6	7																																																																																																																																																																																																																																																																																																																																																																																																																																																																																																																																																																																																																																																																																																																																									
4/12/94 *	Cal Poly Pomona	L	1	12																																																																																																																																																																																																																																																																																																																																																																																																																																																																																																																																																																																																																																																																																																																																									
4/14/94 *	CS Los Angeles	L	3	8																																																																																																																																																																																																																																																																																																																																																																																																																																																																																																																																																																																																																																																																																																																																									
4/16/94 *	CS Los Angeles	W	4	3																																																																																																																																																																																																																																																																																																																																																																																																																																																																																																																																																																																																																																																																																																																																									
4/16/94 *	CS Los Angeles	W	6	4																																																																																																																																																																																																																																																																																																																																																																																																																																																																																																																																																																																																																																																																																																																																									
4/19/94 *	Cal Poly Pomona	W	6	3																																																																																																																																																																																																																																																																																																																																																																																																																																																																																																																																																																																																																																																																																																																																									
4/22/94 *	Cal Poly	W	13	2																																																																																																																																																																																																																																																																																																																																																																																																																																																																																																																																																																																																																																																																																																																																									
4/23/94 *	Cal Poly	W	5	3																																																																																																																																																																																																																																																																																																																																																																																																																																																																																																																																																																																																																																																																																																																																									
4/23/94 *	Cal Poly	W	7	3																																																																																																																																																																																																																																																																																																																																																																																																																																																																																																																																																																																																																																																																																																																																									
4/28/94 *	Cal Poly Pomona	L	6	8																																																																																																																																																																																																																																																																																																																																																																																																																																																																																																																																																																																																																																																																																																																																									
4/30/94 *	Cal Poly Pomona	W	12	11																																																																																																																																																																																																																																																																																																																																																																																																																																																																																																																																																																																																																																																																																																																																									
4/30/94 *	Cal Poly Pomona	L	4	6																																																																																																																																																																																																																																																																																																																																																																																																																																																																																																																																																																																																																																																																																																																																									
5/3/94 *	CS Los Angeles	W	10	1																																																																																																																																																																																																																																																																																																																																																																																																																																																																																																																																																																																																																																																																																																																																									
5/5/94 *	CS Dominguez Hills	L	6	7																																																																																																																																																																																																																																																																																																																																																																																																																																																																																																																																																																																																																																																																																																																																									
5/7/94 *	CS Dominguez Hills	L	1	2																																																																																																																																																																																																																																																																																																																																																																																																																																																																																																																																																																																																																																																																																																																																									
5/7/94 *	CS Dominguez Hills	W	7	0																																																																																																																																																																																																																																																																																																																																																																																																																																																																																																																																																																																																																																																																																																																																									
5/9/94	Southern Utah	W	6	5																																																																																																																																																																																																																																																																																																																																																																																																																																																																																																																																																																																																																																																																																																																																									
5/10/94	Southern Utah	W	18	8																																																																																																																																																																																																																																																																																																																																																																																																																																																																																																																																																																																																																																																																																																																																									
5/11/94 *	CS Los Angeles	L	3	5																																																																																																																																																																																																																																																																																																																																																																																																																																																																																																																																																																																																																																																																																																																																									
5/19/94 *	CS Dominguez Hills	W	8	0																																																																																																																																																																																																																																																																																																																																																																																																																																																																																																																																																																																																																																																																																																																																									
5/20/94	UC Davis	W	12	5																																																																																																																																																																																																																																																																																																																																																																																																																																																																																																																																																																																																																																																																																																																																									
5/20/94	UC Davis	L	5	9																																																																																																																																																																																																																																																																																																																																																																																																																																																																																																																																																																																																																																																																																																																																									
5/21/94	UC Davis	W	9	3																																																																																																																																																																																																																																																																																																																																																																																																																																																																																																																																																																																																																																																																																																																																									
5/29/94 %	Central Missouri State	L	6	9																																																																																																																																																																																																																																																																																																																																																																																																																																																																																																																																																																																																																																																																																																																																									
5/30/94 %	Lewis (Illinois)	L	0	5																																																																																																																																																																																																																																																																																																																																																																																																																																																																																																																																																																																																																																																																																																																																									
	California Collegiate Athletic Association																																																																																																																																																																																																																																																																																																																																																																																																																																																																																																																																																																																																																																																																																																																																												
	% NCAA Division II West Regional																																																																																																																																																																																																																																																																																																																																																																																																																																																																																																																																																																																																																																																																																																																																												
1992																																																																																																																																																																																																																																																																																																																																																																																																																																																																																																																																																																																																																																																																																																																																													
34-23 Overall																																																																																																																																																																																																																																																																																																																																																																																																																																																																																																																																																																																																																																																																																																																																													
20-10 CCAA																																																																																																																																																																																																																																																																																																																																																																																																																																																																																																																																																																																																																																																																																																																																													
Date	Opp.	W/L	UCR	Opp.																																																																																																																																																																																																																																																																																																																																																																																																																																																																																																																																																																																																																																																																																																																																									
1/31/92	UC Irvine	W	8	1																																																																																																																																																																																																																																																																																																																																																																																																																																																																																																																																																																																																																																																																																																																																									
2/1/92	UC Irvine	L	2	3																																																																																																																																																																																																																																																																																																																																																																																																																																																																																																																																																																																																																																																																																																																																									
2/5/92	Arizona State	L	5	10																																																																																																																																																																																																																																																																																																																																																																																																																																																																																																																																																																																																																																																																																																																																									
2/6/92	Grand Canyon	L	10	13																																																																																																																																																																																																																																																																																																																																																																																																																																																																																																																																																																																																																																																																																																																																									
2/8/92	Grand Canyon	L	8	10																																																																																																																																																																																																																																																																																																																																																																																																																																																																																																																																																																																																																																																																																																																																									
2/8/92	Grand Canyon	L	2	11																																																																																																																																																																																																																																																																																																																																																																																																																																																																																																																																																																																																																																																																																																																																									
2/14/92 *	CS San Bernardino	W	9	4																																																																																																																																																																																																																																																																																																																																																																																																																																																																																																																																																																																																																																																																																																																																									
2/16/92 *	CS San Bernardino	W	7	5																																																																																																																																																																																																																																																																																																																																																																																																																																																																																																																																																																																																																																																																																																																																									
2/17/92	The Master's College	W	10	7																																																																																																																																																																																																																																																																																																																																																																																																																																																																																																																																																																																																																																																																																																																																									
2/18/92 *	CS San Bernardino	W	17	12																																																																																																																																																																																																																																																																																																																																																																																																																																																																																																																																																																																																																																																																																																																																									
2/19/92	Vanguard	W	3	1																																																																																																																																																																																																																																																																																																																																																																																																																																																																																																																																																																																																																																																																																																																																									
2/21/92	Southern Utah	W	23	1																																																																																																																																																																																																																																																																																																																																																																																																																																																																																																																																																																																																																																																																																																																																									
2/22/92	Southern Utah	W	6	5																																																																																																																																																																																																																																																																																																																																																																																																																																																																																																																																																																																																																																																																																																																																									
2/24/92	San Diego	L	8	13																																																																																																																																																																																																																																																																																																																																																																																																																																																																																																																																																																																																																																																																																																																																									
2/28/92 *	Cal Poly	W	9	4																																																																																																																																																																																																																																																																																																																																																																																																																																																																																																																																																																																																																																																																																																																																									
2/29/92 *	Cal Poly	W	8	1																																																																																																																																																																																																																																																																																																																																																																																																																																																																																																																																																																																																																																																																																																																																									
2/29/92 *	Cal Poly	L	1	5																																																																																																																																																																																																																																																																																																																																																																																																																																																																																																																																																																																																																																																																																																																																									
3/3/92	Chapman	W	7	6																																																																																																																																																																																																																																																																																																																																																																																																																																																																																																																																																																																																																																																																																																																																									
3/5/92 *	CS Los Angeles	W	8	4																																																																																																																																																																																																																																																																																																																																																																																																																																																																																																																																																																																																																																																																																																																																									
3/6/92 *	CS Los Angeles	W	3	0																																																																																																																																																																																																																																																																																																																																																																																																																																																																																																																																																																																																																																																																																																																																									
3/7/92 *	CS Los Angeles	W	6	1																																																																																																																																																																																																																																																																																																																																																																																																																																																																																																																																																																																																																																																																																																																																									
3/9/92	Cal Baptist	W	8	5																																																																																																																																																																																																																																																																																																																																																																																																																																																																																																																																																																																																																																																																																																																																									
3/12/92 *	Cal Poly Pomona	W	1	0																																																																																																																																																																																																																																																																																																																																																																																																																																																																																																																																																																																																																																																																																																																																									
3/13/92 *	Cal Poly Pomona	L	8	11																																																																																																																																																																																																																																																																																																																																																																																																																																																																																																																																																																																																																																																																																																																																									
3/14/92 *	Cal Poly Pomona	L	5	9																																																																																																																																																																																																																																																																																																																																																																																																																																																																																																																																																																																																																																																																																																																																									
3/24/92	Denver	W	13	4																																																																																																																																																																																																																																																																																																																																																																																																																																																																																																																																																																																																																																																																																																																																									
3/24/92	CS San Bernardino	W	1	0																																																																																																																																																																																																																																																																																																																																																																																																																																																																																																																																																																																																																																																																																																																																									
3/25/92	College of the SW	W	12	0																																																																																																																																																																																																																																																																																																																																																																																																																																																																																																																																																																																																																																																																																																																																									
3/26/92	Denver	W	3	1																																																																																																																																																																																																																																																																																																																																																																																																																																																																																																																																																																																																																																																																																																																																									
3/30/92	CS San Bernardino	W	6	1																																																																																																																																																																																																																																																																																																																																																																																																																																																																																																																																																																																																																																																																																																																																									
4/2/92 *	CS Dominguez Hills	L	1	5																																																																																																																																																																																																																																																																																																																																																																																																																																																																																																																																																																																																																																																																																																																																									
4/3/92 *	CS Dominguez Hills	W	12	0																																																																																																																																																																																																																																																																																																																																																																																																																																																																																																																																																																																																																																																																																																																																									
4/4/92 *	CS Dominguez Hills	W	5	4																																																																																																																																																																																																																																																																																																																																																																																																																																																																																																																																																																																																																																																																																																																																									

**1995
43-16 Overall
24-8 CCAA
2-2 NCAA**

Date	Opp.	W/L	UCR	Opp.
1/28/95	@ CS Northridge	L	12	18
1/29/95	@ CS Northridge	L	9	10
2/6/95	Point Loma	W	9	7
2/9/95	@ USC	L	6	7
2/10/95	UC Davis	W	10	7
2/11/95	UC Davis	W	7	5
2/11/95	UC Davis	W (7)	12	6
2/17/95	UC San Diego	W	8	0
2/18/95	@ Point Loma	W	9	5
2/18/95	@ Point Loma	L (7)	0	2
2/21/95	* CS Dominguez Hills	L	4	5
2/23/95	* @ CS Dominguez Hills	W	1	0
2/24/95	* @ CS Dominguez Hills	W	5	2
2/25/95	* @ CS Dominguez Hills	W	7	5
2/28/95	* Cal Poly Pomona	W	9	4
3/2/95	* Cal Poly Pomona	W	12	0
3/4/95	* @ Cal Poly Pomona	L	1	3
3/4/95	* @ Cal Poly Pomona	W	4	3
3/8/95	UC Baptist	W	9	4
3/9/95	UC San Diego	W	5	3
3/10/95	@ Cal Baptist	L	3	4
3/14/95	* CS San Bernardino	L	9	11
3/16/95	* @ CS San Bernardino	L	3	7
3/17/95	* @ CS San Bernardino	L	4	10
3/18/95	* @ CS San Bernardino	W	10	4
3/25/95	Baker Univ.	W	22	5
3/27/95	Vanguard	W	8	0
3/28/95	San Diego	W	5	4
3/29/95	CS Northridge	W	7	3
3/31/95	@ Southern Utah	W	8	2
4/1/95	@ Southern Utah	W	10	2
4/1/95	@ Southern Utah	W (7)	3	2
4/5/95	* @ CS Los Angeles	W	7	3
4/7/95	* @ CS Los Angeles	W	8	2
4/8/95	* @ CS Los Angeles	W	5	0
4/8/95	* @ CS Los Angeles	W (7)	6	4
4/11/95	* @ Cal Poly Pomona	W (10)	5	4
4/13/95	* @ Cal Poly Pomona	L	0	3
4/14/95	* Cal Poly Pomona	W	14	0
4/15/95	* Cal Poly Pomona	W	12	4
4/19/95	@ San Diego	L	1	6
4/20/95	@ The Master's College	W	5	3
4/22/95	@ The Master's College	W	16	2
4/25/95	* @ CS San Bernardino	W	17	9
4/27/95	* CS San Bernardino	W	4	2
4/28/95	* CS San Bernardino	W	6	1
4/29/95	* CS San Bernardino	L	5	8
5/2/95	* @ CS Dominguez Hills	W	6	2
5/4/95	* CS Dominguez Hills	W	9	2
5/5/95	* @ CS Dominguez Hills	W (10)	1	0
5/6/95	* CS Dominguez Hills	W	7	4
5/9/95	* @ CS Los Angeles	L	7	12
5/11/95	* CS Los Angeles	W	7	6
5/12/95	* @ CS Los Angeles	W	10	6
5/13/95	* CS Los Angeles	W	13	4
5/19/95	% San Francisco State	W	16	4
5/20/95	% UC Davis	W	3	0
5/20/95	% UC Davis	L	1	3
5/21/95	% UC Davis	L	6	7
* California Collegiate Athletic Association				
% NCAA Division II West Regionals				

**1996
43-14 Overall
25-7 CCAA
0-2 NCAA**

Date	Opp.	W/L	UCR	Opp.
2/2/96	@ Grand Canyon	W	10	7
2/3/96	@ Grand Canyon	W (10)	10	6
2/4/96	@ Grand Canyon	W	10	4
2/8/96	CS Chico	W	26	11
2/10/96	Southern Utah	L	4	5
2/10/96	Southern Utah	W (7)	7	1
2/11/96	Southern Utah	W	11	4
2/13/96	Vanguard	W	8	4
2/16/96	@ UC Davis	L	0	5
2/17/96	@ UC Davis	L	8	10
2/17/96	@ UC Davis	W (8)	4	0
2/23/96	CS Stanislaus	W	8	2
2/24/96	CS Stanislaus	W	16	2
2/24/96	CS Stanislaus	W (7)	13	1
2/27/96	@ San Diego	L	4	7
2/29/96	San Diego	W	8	7

3/1/96	@ The Master's College	W	9	6
3/2/96	The Master's College	W	11	7
3/3/96	Metro State	W	8	5
3/6/96	* @ CS Dominguez Hills	W	4	3
3/7/96	* CS Dominguez Hills	W	7	4
3/8/96	* @ CS Dominguez Hills	W	10	1
3/9/96	* CS Dominguez Hills	L	4	7
3/13/96	BYU	L (8)	3	7
3/15/96	* CS San Bernardino	W	6	1
3/16/96	* @ CS San Bernardino	W	5	0
3/23/96	* CS San Bernardino	W	14	7
3/26/96	* CS Los Angeles	W	4	2
3/28/96	* @ CS Los Angeles	L	7	8
3/29/96	* @ CS Los Angeles	W	9	3
3/30/96	* CS Los Angeles	L	0	3
4/2/96	* @ Cal Poly Pomona	W	3	0
4/4/96	* Cal Poly Pomona	W	6	2
4/5/96	* @ Cal Poly Pomona	W (10)	8	4
4/6/96	* Cal Poly Pomona	W	7	2
4/9/96	UC San Diego	W	13	6
4/10/96	@ Cal Baptist	W	11	9
4/12/96	Cal Baptist	W	9	8
4/16/96	* @ CS San Bernardino	L	1	5
4/18/96	* CS San Bernardino	W	3	1
4/19/96	* @ CS San Bernardino	W	6	3
4/20/96	* @ CS San Bernardino	W	22	4
4/20/96	* CS San Bernardino	W	2	0
4/23/96	* CS Dominguez Hills	W	9	4
4/25/96	* @ CS Dominguez Hills	L	1	8
4/26/96	* CS Dominguez Hills	W	16	1
4/27/96	* @ CS Dominguez Hills	W	4	2
4/30/96	* @ CS Los Angeles	W	6	5
5/1/96	* @ CS Los Angeles	L (10)	7	8
5/2/96	* CS Los Angeles	W	12	1
5/4/96	* CS Los Angeles	W	11	7
5/7/96	* Cal Poly Pomona	W	3	1
5/9/96	* Cal Poly Pomona	W	10	0
5/11/96	* @ Cal Poly Pomona	W	12	3
5/11/96	* @ Cal Poly Pomona	L (7)	2	7
5/17/96	* CS Chico	L	3	11
5/18/96	* @ Southern Colorado	L	3	6
% California Collegiate Athletic Association				
% NCAA Division II West Regional				

**1997
39-15 Overall
20-12 CCAA**

Date	Opp.	W/L	UCR	Opp.
2/4/97	@ Cal Baptist	W	15	10
2/7/97	@ Grand Canyon	W	8	0
2/8/97	@ Grand Canyon	W	7	4
2/9/97	@ Grand Canyon	W	16	13
2/12/97	Vanguard	W	5	2
2/13/97	San Diego	L	4	15
2/15/97	@ CS Stanislaus	W	7	4
2/15/97	@ CS Stanislaus	W (7)	12	4
2/16/97	@ CS Stanislaus	W	20	1
2/21/97	UC Davis	W	5	4
2/22/97	UC Davis	W	10	6
2/22/97	UC Davis	W (7)	3	2
2/23/97	CS Hayward	L	6	7
2/25/97	* Cal Poly Pomona	W	16	13
2/28/97	* Cal Poly Pomona	L	6	8
3/1/97	* @ Cal Poly Pomona	W	8	3
3/1/97	* @ Cal Poly Pomona	W (7)	3	2
3/4/97	Regis	W	8	3
3/5/97	Cal Baptist	W	10	5
3/6/97	Regis	W	20	3
3/7/97	UC San Diego	W	12	7
3/8/97	@ The Master's College	W	23	8
3/11/97	* CS Dominguez Hills	W	9	6
3/13/97	* CS Dominguez Hills	W (10)	11	10
3/15/97	* @ CS Dominguez Hills	W	6	2
3/15/97	* @ CS Dominguez Hills	W (7)	11	2
3/22/97	The Master's College	W	11	4
3/25/97	* @ CS San Bernardino	L	12	23
3/27/97	* CS San Bernardino	L	1	3
3/28/97	* @ CS San Bernardino	W	17	0
3/29/97	* CS San Bernardino	W	7	6
4/1/97	* @ CS Los Angeles	L	1	3
4/3/97	* CS Los Angeles	W	9	4
4/4/97	* @ CS Los Angeles	L	11	12
4/5/97	* CS Los Angeles	L	4	6
4/8/97	@ San Diego	L	6	10
4/12/97	@ Southern Utah	W (7)	10	7
4/12/97	@ Southern Utah	W	15	0
4/15/97	* @ CS Dominguez Hills	W	6	3

4/17/97	* CS Dominguez Hills	W	9	3
4/18/97	* @ CS Dominguez Hills	W	6	2
4/19/97	* CS Dominguez Hills	L	2	6
4/22/97	* @ Cal Poly Pomona	L	7	14
4/24/97	* Cal Poly Pomona	W	14	4
4/25/97	* @ Cal Poly Pomona	W	8	7
4/26/97	* Cal Poly Pomona	W	10	9
4/29/97	* CS San Bernardino	W	14	5
5/1/97	* @ CS San Bernardino	L	9	10
5/2/97	* CS San Bernardino	W	15	3
5/3/97	* @ CS San Bernardino	W	15	13
5/6/97	* @ CS Los Angeles	L	2	4
5/8/97	* CS Los Angeles	L (10)	4	5
5/9/97	* @ CS Los Angeles	L	3	9
5/10/97	* CS Los Angeles	W	4	2
* California Collegiate Athletic Association				

**1998
22-27 Overall
14-17 CCAA**

Date	Opp.	W/L	UCR	Opp.
2/5/98	Sonoma State	W	5	4
2/7/98	Cal Baptist	L	12	14
2/10/98	@ Cal Baptist	W	18	1
2/13/98	@ Grand Canyon	W (10)	7	6
2/14/98	@ Grand Canyon	L	6	13
2/14/98	@ Grand Canyon	L	4	6
2/18/98	UC San Diego	W	9	3
2/18/98	Hawaii Pacific	L	7	10
2/26/98	* @ Cal Poly Pomona	L	6	12
2/27/98	* @ Cal Poly Pomona	W (10)	7	6
2/28/98	* Cal Poly Pomona	W	10	7
2/28/98	* Cal Poly Pomona	L (7)	3	7
3/3/98	* @ CS San Bernardino	L	4	5
3/5/98	* CS San Bernardino	L	4	7
3/6/98	* @ CS San Bernardino	L	3	8
3/7/98	* CS San Bernardino	L	9	10
3/10/98	* @ CS Los Angeles	L	1	9
3/12/98	* CS Los Angeles	W	14	8
3/13/98	* @ CS Los Angeles	L (11)	5	6
3/17/98	@ San Diego	L	6	12
3/18/98	Vanguard	W	10	6
3/20/98	@ Southern Utah	L (7)	8	9
3/20/98	@ Southern Utah	L (7)	0	9
3/21/98	@ Southern Utah	L	11	14
4/1/98	* CS Dominguez Hills	W	14	9
4/2/98	* CS Dominguez Hills	W	11	2
4/7/98	* CS San Bernardino	L	5	15
4/9/98	* @ CS San Bernardino	W (13)	7	2
4/10/98	* CS San Bernardino	L (10)	6	8
4/14/98	* @ CS Los Angeles	W	5	2
4/16/98	* CS Los Angeles	L	1	4
4/17/98	* @ CS Los Angeles	W	7	1
4/18/98	* CS Los Angeles	W	9	8
4/18/98	* CS Los Angeles	L (7)	0	1
4/21/98	San Diego	W (10)	6	5
4/23/98	Biola	W	11	2
4/24/98	Southern Utah	L	2	5
4/25/98	Southern Utah	W (7)	3	1
4/25/98	Southern Utah	L	11	12
4/28/98	* @ Cal Poly Pomona	L	13	19
4/29/98	* @ CS San Bernardino	L (10)	6	7
4/30/98	* Cal Poly Pomona	W	12	2
5/1/98	* @ Cal Poly Pomona	L	4	6
5/2/98	* Cal Poly Pomona	W	10	9
5/6/98	* @ CS Dominguez Hills	L	5	6
5/7/98	* CS Dominguez Hills	W	15	3
5/7/98	* CS Dominguez Hills	W (7)	9	2
5/9/98	* @ CS Dominguez Hills	W	9	0
5/10/98	* @ CS Dominguez Hills	L (7)	5	7
* California Collegiate Athletic Association				

**1999
30-21 Overall
21-15 CCAA
1-2 NCAA**

Date	Opp.	W/L	UCR	Opp.
2/2/99	Vanguard	W	12	7
2/5/99	Grand Canyon	W	8	7
2/6/99	CS Dominguez Hills	L	5	17
2/6/99	@ CS San Bernardino	L	2	6
2/10/99	* CS San Bernardino	L	3	7
2/11/99	* CS San Bernardino	L	9	15
2/13/99	* @ CS San Bernardino	W	8	1
2/13/99	* @ CS San Bernardino	W (7)	3	0
2/16/99	@ Redlands	W	6	4
2/23/99	San Diego	L	10	12

4/11/03 *	UC Santa Barbara	W	4	3
4/12/03 *	UC Santa Barbara	W	10	2
4/13/03 *	UC Santa Barbara	W	18	4
4/15/03	Pepperdine	L	3	12
4/17/03 *	@ CS Northridge	W	5	2
4/18/03 *	@ CS Northridge	W	13	3
4/19/03 *	@ CS Northridge	L	3	10
4/22/03	@ UNLV	W	12	4
4/25/03 *	Pacific	W	10	1
4/26/03 *	Pacific	W	10	2
4/27/03 *	Pacific	L	9	11
4/29/03	San Diego State	W	8	6
5/2/03 *	CS Fullerton	W	13	3
5/3/03 *	CS Fullerton	W	4	3
5/4/03 *	CS Fullerton	W	5	1
5/6/03	@ San Diego State	W	15	12
5/9/03 *	@ Long Beach State	L	4	9
5/10/03 *	@ Long Beach State	L	2	6
5/11/03 *	@ Long Beach State	L	3	8
5/16/03 *	UC Irvine	W	5	1
5/17/03 *	UC Irvine	W	2	1
5/18/03 *	UC Irvine	W	6	4
5/30/03 %	Richmond	W	10	8
5/31/03 %	Stanford	L	6	13
5/31/03 %	Richmond	L	1	8
*	Big West Conference			
%	NCAA Division I West Regional			
	Stanford, CA			

**2004
33-24 Overall
11-10 Big West**

Date	Opp.	W/L	UCR	Opp.
1/30/04	Santa Clara	L	2	6
1/31/04	Santa Clara	W	13	8
2/1/04	Santa Clara	L	6	12
2/3/04	@ UCLA	L	1	4
2/6/04	@ #16 Arizona	L (11)	5	6
2/7/04	@ #16 Arizona	L	8	9
2/8/04	@ #16 Arizona	L	7	10
2/10/04	@ Loyola Marymount	L	4	5
2/12/04	BYU	W	8	1
2/13/04	BYU	W	4	2
2/14/04	BYU	W	6	4
2/17/04	#20 USC	W	10	9
2/20/04	@ San Diego	L	6	7
2/24/04	@ USC Trojans	W	7	3
2/26/04	Oregon State	L	3	16
2/28/04	Washington	W	9	8
2/29/04	Sacramento State	W	5	3
3/5/04	@ #16 Oklahoma	L	3	4
3/6/04	@ #16 Oklahoma	W	10	3
3/7/04	@ #16 Oklahoma	L	1	5
3/12/04	San Francisco	W	7	6
3/13/04	San Francisco	W	5	1
3/14/04	San Francisco	W	11	7
3/21/04	@ Sacramento State	W	4	2
3/22/04	@ Sacramento State	W	9	1
3/26/04	@ Hawaii-Hilo	W (7)	8	1
3/26/04	@ Hawaii-Hilo	W (13)	6	5
3/27/04	@ Hawaii-Hilo	W	7	1
3/28/04	@ Hawaii-Hilo	W	8	0
3/31/04	@ San Diego	L	4	12
4/2/04	CS Northridge	W	7	1
4/3/04	@ CS Northridge	L	3	4
4/6/04	Loyola Marymount	W	12	2
4/8/04 *	Cal Poly	L	3	9
4/9/04 *	Cal Poly	L	5	9
4/10/04 *	Cal Poly	W	5	4

4/16/04 *	@ UC Santa Barbara	W	8	6
4/17/04 *	@ UC Santa Barbara	W	18	8
4/18/04 *	@ UC Santa Barbara	W (12)	5	3
4/20/04	@ UNLV	W	7	2
4/23/04 *	CS Northridge	W	9	4
4/24/04 *	CS Northridge	W	9	5
4/25/04 *	CS Northridge	W	18	6
4/27/04 *	San Diego	L	8	16
4/30/04 *	@ Pacific	L	9	10
5/1/04 *	@ Pacific	W	9	8
5/2/04 *	@ Pacific	L	1	5
5/4/04	UNLV	W	7	4
5/7/04 *	@ CS Fullerton	L	3	12
5/8/04 *	@ CS Fullerton	W	6	4
5/9/04	@ CS Fullerton	L	4	11
5/14/04 *	#6 Long Beach State	L	1	11
5/15/04 *	#6 Long Beach State	L	6	9
5/16/04 *	#6 Long Beach State	W	5	4
5/21/04 *	@ UC Irvine	L	3	6
5/22/04 *	@ UC Irvine	W	1	0
5/23/04 *	@ UC Irvine	L	2	4
*	Big West Conference			

**2005
28-27 Overall
11-10 Big West**

Date	Opp.	W/L	UCR	Opp.
1/29/05	@ Santa Clara	L	9	14
1/29/05	@ Santa Clara	W	3	2
1/30/05	@ Santa Clara	W	5	2
2/4/05	San Diego	L	1	7
2/5/05	@ San Diego	W	7	4
2/6/05	San Diego	L	9	14
2/8/05	@ UCLA Bruins	L	0	17
2/12/05	Nevada	W	6	1
2/12/05	Nevada	W (7)	3	2
2/13/05	Nevada	L	5	7
2/20/05	CS Northridge	L	4	7
2/25/05	@ #9 Arizona	W	12	8
2/26/05	@ #9 Arizona	W	3	1
2/27/05	@ #9 Arizona	L	4	5
3/1/05	@ #23 USC	L	8	21
3/4/05	@ #24 Oregon State	W	3	2
3/5/05	@ Oregon State	L	2	5
3/6/05	@ Oregon State	L	2	7
3/8/05	#20 USC	W	8	3
3/11/05	@ Sacramento State	W	5	2
3/12/05	@ Sacramento State	W	7	1
3/24/05	UC Davis	L	1	13
3/25/05	UC Davis	W	16	2
3/26/05	UC Davis	L	2	6
4/1/05 *	@ #20 Long Beach State	L	1	6
4/2/05 *	@ #20 Long Beach State	L	0	1
4/3/05 *	@ #20 Long Beach State	L	1	4
4/5/05	UNLV	W	7	3
4/8/05	Washington	L	0	9
4/9/05	Washington	L	3	19
4/10/05	Washington	W	14	1
4/15/05 *	UC Irvine	W (10)	3	2
4/16/05 *	UC Irvine	L	2	5
4/17/05 *	UC Irvine	L	5	8
4/22/05 *	@ CS Northridge	W	12	1
4/23/05 *	@ CS Northridge	W	2	1
4/24/05 *	@ CS Northridge	W	9	8
4/26/05	@ UNLV	W	11	3
4/29/05 *	Pacific	W	14	0
4/30/05 *	Pacific	W	10	6
5/1/05 *	Pacific	L	4	10
5/3/05	CS Northridge	L	7	19

5/6/05	@ UC Davis	L	0	1
5/7/05	@ UC Davis	L	2	5
5/13/05 *	UC Santa Barbara	L (12)	9	10
5/14/05 *	UC Santa Barbara	W	14	1
5/15/05 *	UC Santa Barbara	W	13	4
5/17/05	CS Northridge	W	13	5
5/20/05 *	@ #29 Cal Poly	L	4	7
5/21/05 *	@ #29 Cal Poly	W	8	2
5/22/05 *	@ #29 Cal Poly	L	6	16
5/24/05	UCLA Bruins	W	3	2
5/27/05 *	#1 CS Fullerton	L	7	13
5/28/05 *	#1 CS Fullerton	W	7	6
5/29/05 *	#1 CS Fullerton	W	6	2
*	Big West Conference			

**2006
29-25 Overall
9-12 Big West**

Date	Opp.	W/L	UCR	Opp.
2/3/06	San Francisco	W	8	0
2/4/06	San Francisco	W	7	0
2/5/06	San Francisco	W	9	7
2/7/06	USC	L	10	13
2/10/06	Arizona	W	8	5
2/11/06	Arizona	L	2	4
2/12/06	Arizona	L	5	11
2/14/06	@ UCLA	W	6	4
2/18/06	@ Santa Clara	W	1	0
2/19/06	@ Santa Clara	L (13)	2	3
2/19/06	@ Santa Clara	Cancelled, rain		
2/21/06	@ Loyola Marymount	W	6	3
2/24/06	@ CS Northridge	L	0	1
2/25/06	@ CS Northridge	W	13	8
2/26/06	@ CS Northridge	W	7	2
3/3/06	@ #25 Oklahoma	L (10)	0	1
3/4/06	@ #25 Oklahoma	L	4	7
3/5/06	@ #25 Oklahoma	L	6	7
3/9/06	BYU	W	7	3
3/9/06	BYU	W	2	1
3/10/06	BYU	L	5	9
3/25/06	Loyola Marymount	W	10	7
3/26/06	Loyola Marymount	W	3	1
3/26/06	Loyola Marymount	W	9	2
3/31/06	UC Davis	W	3	2
4/1/06	UC Davis	L (10)	5	7
4/2/06	UC Davis	W	5	3
4/4/06	@ UNLV	L	8	14
4/7/06 *	@ UC Santa Barbara	L	6	8
4/8/06 *	@ UC Santa Barbara	W	13	4
4/9/06 *	@ UC Santa Barbara	W	8	1
4/11/06	@ #20 USC	L	9	17
4/18/06	@ #19 San Diego	W	11	1
4/21/06 *	Cal Poly	W	9	3
4/22/06 *	Cal Poly	L	4	8
4/23/06 *	Cal Poly	L	1	7

4/25/06	UNLV	W	6	4
4/28/06	* @ #1 CS Fullerton	W (11)	9	7
4/29/06	* @ #1 CS Fullerton	L	3	11
4/30/06	* @ #1 CS Fullerton	L	3	11
5/2/06	^ UCLA	L	4	9
5/5/06	* @ Pacific	W	11	2
5/6/06	* @ Pacific	L	4	5
5/7/06	* @ Pacific	L	4	5
5/9/06	* @ #20 Pepperdine	W	5	3
5/12/06	* CS Northridge	L	4	9
5/13/06	* CS Northridge	W	8	5
5/14/06	* CS Northridge	W	16	5
5/16/06	San Diego	W (11)	9	8
5/19/06	* Long Beach State	W	7	1
5/20/06	* Long Beach State	L (12)	9	11
5/21/06	* Long Beach State	L	2	5
5/26/06	* @ UC Irvine	L	0	5
5/27/06	* @ UC Irvine	L (10)	4	5
5/28/06	* @ UC Irvine	W	8	6
^	Game Started 3/28/06, halted from rain			
*	Big West Conference			

**2007
38-21 Overall
16-5 Big West Conference Champs
1-2 NCAA Regional**

UCR won its first ever Big West Conference Title after beating UC Irvine 4-2 on May 26th.

Date	Opp.	W/L	UCR	Opp.
2/1/07	Nevada	W	8	4
2/2/07	Nevada	W	12	8
2/3/07	Nevada	W	9	8
2/9/07	Gonzaga	W	9	3
2/10/07	Gonzaga	W	11	4
2/11/07	Gonzaga	L	2	3
2/13/07	@ UCLA	L	2	3
2/16/07	San Francisco	W	3	0
2/17/07	San Francisco	W	9	2
2/18/07	San Francisco	L	3	5
2/23/07	@ San Diego State	W	4	1
2/24/07	@ San Diego State	W	16	4
2/25/07	@ San Diego State	L	0	5
2/27/07	#16 San Diego	W	9	4
3/2/07	@ Oklahoma	L	5	14
3/3/07	@ Oklahoma	L	5	11
3/4/07	@ Oklahoma	L	1	2
3/6/07	@ #20 USC	W	4	1
3/9/07	Portland	L	7	8
3/10/07	Portland	L	2	5
3/11/07	Portland	W	13	5
3/13/07	San Diego State	W (10)	4	3
3/16/07	Santa Clara	W	11	8
3/17/07	Santa Clara	W	17	3
3/18/07	Santa Clara	W	10	4

3/27/07	#25 USC	L	3	8
3/30/07	@ UC Davis	W	4	1
3/31/07	@ UC Davis	W	12	3
4/1/07	@ UC Davis	L	1	3
4/5/07	* UC Santa Barbara	W	9	0
4/6/07	* UC Santa Barbara	L	4	5
4/7/07	* UC Santa Barbara	W	9	8
4/10/07	@ #21 San Diego	W	8	7
4/13/07	@ Washington	L	2	8
4/14/07	@ Washington	L	6	12
4/15/07	@ Washington	L	5	6
4/20/07	* @ #29 Cal Poly	W	3	1
4/21/07	* @ #29 Cal Poly	L	0	3
4/22/07	* @ #29 Cal Poly	W	11	10
4/24/07	#18 UCLA	W	3	1
4/27/07	* #14 CS Fullerton	W	3	2
4/28/07	* #14 CS Fullerton	W	3	0
4/29/07	* #14 CS Fullerton	W	5	4
5/1/07	@ San Diego State	W	7	1
5/4/07	* Pacific	W	5	4
5/5/07	* Pacific	L	3	5
5/6/07	* Pacific	W	8	7
5/10/07	* @ CS Northridge	W	18	10
5/11/07	* @ CS Northridge	W	18	1
5/12/07	* @ CS Northridge	W	7	4
5/18/07	* @ #11 Long Beach State	W	7	4
5/19/07	* @ #11 Long Beach State	W	2	1
5/20/07	* @ #11 Long Beach State	W (10)	7	6
5/25/07	* #10 UC Irvine	L	0	5
5/26/07	* #10 UC Irvine	W	4	2
5/27/07	* #10 UC Irvine	L	8	16
6/1/07	# Nebraska	W	10	5
6/2/07	# #6 Arizona State	L	2	9
6/3/07	# Nebraska	L	1	11
*	Big West Conference			
#	NCAA Regional in Tempe, AZ			

**2008
21-33 Overall
14-10 Big West**

Date	Opp.	W/L	UCR	Opp.
2/22/08	Washington	W	3	2
2/23/08	Washington	W	6	3
2/23/08	Washington	L	4	19
2/25/08	Washington	L	2	5
2/26/08	#29 Pepperdine	L	4	11
2/29/08	@ Nebraska	L	2	3
3/1/08	@ Nebrasks	L	4	10
3/1/08	@ Nebraska	L	2	5
3/2/08	@ Nebraska	L	1	13
3/3/08	LaSalle	W	6	0
3/4/08	San Diego State	L	5	6
3/7/08	@ Nevada	L	5	10

3/8/08	@ Nevada	W	6	2
3/9/08	@ Nevada	L	1	3
3/11/08	@ Loyola Marymount	L	3	12
3/21/08	Harvard	W	9	4
3/24/08	@ Texas Tech	L	4	5
3/25/08	@ Texas Tech	W	8	6
3/28/08	* @ #21 Cal State Fullerton	L (16)	6	7
3/29/08	* @ #21 Cal State Fullerton	W (12)	6	4
3/30/08	* @ #21 Cal State Fullerton	L	1	12
4/1/08	@ USC	L	5	7
4/4/08	* #9 Long Beach State	L	3	6
4/5/08	* #9 Long Beach State	W	6	4
4/6/08	* #9 Long Beach State	W	7	1
4/8/08	@ #13 San Diego	L	4	11
4/9/08	@ #13 San Diego	L	2	7
4/11/08	@ UCLA	L	3	5
4/12/08	@ UCLA	L	7	18
4/13/08	@ UCLA	L	5	9
4/15/08	* @ San Diego State	L	7	10
4/18/08	* @ #5 UC Irvine	L	2	7
4/19/08	* @ #5 UC Irvine	W	5	3
4/20/08	* @ #5 UC Irvine	W	7	5
4/22/08	Loyola Marymount	L	1	7
4/25/08	* Cal State Northridge	W	3	0
4/26/08	* Cal State Northridge	L	5	14
4/27/08	* Cal State Northridge	W	4	3
5/2/08	* @ Pacific	W	7	6
5/3/08	* @ Pacific	W	19	9
5/4/08	* @ Pacific	W	6	5
5/6/08	#13 UC Irvine	L	4	10
5/9/08	* UC Davis	W	7	6
5/10/08	* UC Davis	L	5	6
5/11/08	* UC Davis	W	7	6
5/13/08	UNLV	W	12	5
5/14/08	USC	L	10	13
5/16/08	* @ UC Santa Barbara	L	2	13
5/17/08	* @ UC Santa Barbara	L	4	10
5/18/08	* @ UC Santa Barbara	L	8	14
5/20/08	Pepperdine	L	9	18
5/23/08	* Cal Poly	W	4	1
5/24/08	* Cal Poly	W	7	2
5/25/08	* Cal Poly	L (10)	7	12

UC Riverside Award Winners

All-Conference Honorees

1974 - CCAA

John Henderson
Cary Smith
Dennis Stout

1975 - CCAA

Kim Allen
Jim Corly
Cary Smith
Doug Smith
Bob Waldusky

1976 - CCAA

Jeff Carsley
Brian Francisco
John Henderson
John Messner
Nate Quarles
Dale Reis

1977 - CCAA

Jeff Carsley
George Forbus
Brian Francisco
Steve Galfarb
Steve Glaum
Steve Lubratich
Doug McCulloch
Nate Quarles
Dale Reis

1978 - CCAA

Tom Copeland
Steve Gelfarb
Dennis Mork
Pat Sullivan

1979 - CCAA

Tom Copeland
Ron Hunt
Mike Lynes
Dennis Mork
Jay Myers
Mark Sheely
Stu Stempniak
Cliff Wheely

1980 - CCAA

Steve Aragon
Tom Copeland
Rick Hazard
Bob Hudson
Vince Lawrence

1981 - CCAA

Steve Aragon
Jeff Arney
Tom Copeland
Rick Rodriguez
Curtis Smith
Rick Turner

1982 - CCAA

Matt Held
Bill Mierzwik
Brad Pounders
Curtis Smith
Tim Wiseman

1983 - CCAA

Ty Dabney
Matt Held
Brad Pounders
Curtis Smith
Shawn Smith
Dion Noonan

1984 - CCAA

Joe Strong
Brad Pounders

1985 - CCAA

Ty Dabney
Pat Britt

1986 - CCAA

Frank Potestio
Joe Koh
Mark Young
Dave Finley
Mike Williams

1987 - CCAA

Dave Finley
Joe Koh
Mark Young
John Sellick
Pete Weber
Doug Pierce

1988 - CCAA

Mike Eatinger
Logan Ostrander
Ty Murphy
Matt Beltran

1989 - CCAA

Scott Einhorn
Mike Eatinger
Logan Ostrander
Jeff Goodale
John Holmes

1990 - CCAA

Ruben Ayala
Matt Davis
Scott Einhorn
Steve Green
Scott Hayward
Bill Jordan
Mark Saugstad
Pete Weber

1991 - CCAA

Ruben Ayala
Stephen Bishop
Ron Cody
David Kessler
Rex McMackin
Brett O'Dea
Jim Radler
Mark Saugstad
Chad Townsend
John Vigrass

1992 - CCAA

Stephen Bishop
Bill Jordan
David Kessler
Daron Kirkreit
Rex McMackin
Andy Owen
Mark Saugstad
Aric Thomas
Chad Townsend
Jeff Waymire

1993 - CCAA

Dean Funkhouser
Daron Kirkreit
Andy Owen
Jeff Waywire

1994 - CCAA

Mike Eason
Brett O'Dea
Andy Owen
Dean Funkhouser
Sommer McCartney
Zak Salmon
Scott Tebbetts

1995 - CCAA

Grant Billingsley
Mike Eason
Tim Moran
Richard Guerrero
Scott Tebbetts
Shawn Kircherer
Scott Emmons
Andy Owen

1996 - CCAA

Tim Carlson
Jason Clark
Darren Doskocil
Mike Jones
Tim Moran
Luke Owens-Bragg
Robert Roland
David White
George Wise

1997 - CCAA

Jason Clark
James Lewis
Dominick Lombardi
Marc Luker
Josh Negro
Adam Winterstrom

1998 - CCAA

Dominick Lombardi
Kevin Perkins
Jeff Stevens
Adam Winterstrom

1999 - CCAA

Steve Madril
Kevin Perkins
Adam Seuss
Michael Salazar
Matt Teahen
Jeff Stevens

2000 - CCAA

Steve Madril
Jeff Stevens

2002 - Big West

Adam Seuss Second
Chris Smith Second
Randy Blood HM

2003 - Big West

Kevin Mangels First
Tony Festa First
Randy Blood First
Ryan Harvey First
Brian Wahlbrink First
Jaymie Torres First
Brian Emmons Second
AJ Shappi Second
Matt Cunningham HM

2004 - Big West

Tony Festa First
Brett Bigler HM
Matt Cunningham HM
Brian Hoff HM
John Martinez HM
Brian Steinmeyer HM

2005 - Big West

Andrew Martinez First
Aaron Grant First
Brett Bigler Second
Matt Cunningham Second
Nick Salotti Second

2006 - Big West

Brett Bigler First
D.J. Hollingsworth First
James Simmons Second
Daniel Stange HM

2007 - Big West

Jaime Pdroza First
James Simmons First
Joe Kelly First
Joey Gonzales Second
Mike Vass Second
Aaron Wible Second
Jeff Dunbar HM
Marc Rzepczynski HM

2008 - Big West

Aaron Wible First
Drew Garcia First
Joey Gonzales Second

2009 - Big West

Michael Hur First
Ryan Goetz First
Paul Applebee Second
Dustin Emmons Second
Carl Uhl Second

All-Americans


1968 John Lowenstein	1981 Steve Aragon Tom Copeland Rick Rodriguez Rick Turner	1985 Pat Britt Ty Dabney Dion Noonan	1992 Daron Kirkreit	1999 Matt Teahen
1977 Jeff Carsley Steve Lubratich Nate Quarles Dale Reis	1982 Matt Held Curtis Smith	1986 Dave Finley Frank Potestio	1994 Brett O'Dea Andy Owen Scott Tebbetts	2002 A.J. Shappi Fr. AA
1978 Steve Gelfarb	1983 Ty Dabney Brad Pounders Shawn Smith	1987 Dave Finley	1995 Mike Eason Tim Moran Andy Owen	2003 Ryan Harvey HM
1979 Mark Sheehy	1984 Brad Pounders	1990 Pete Weber	1996 Tim Moran George Wise	2004 Brett Bigler Fr. AA Nick Salotti Fr. AA
1980 Tom Copeland		1991 Ruben Ayala Mark Saugstad	1997 Jason Clark	2007 James Simmons Jaime Pedroza Fr. AA Joey Gonzales Fr. AA Joe Kelly Fr. AA

All-District Honorees

1968 John Lowenstein	1981 Steve Aragon Jeff Arney Tom Copeland Rick Rodriguez Curtis Smith Rick Turner	1986 Dave Finley Frank Potestio Mark Young Joe Koh	1992 Bill Jordan David Kessler Daron Kirkreit Rex McMackin Andy Owen Chad Townsend Jeff Waymire	1997 Jason Clark Josh Negro Dominick Lombardi
1975 Kim Allen Jim Draper	1982 Matt Held Bill Mierzwik Brad Pounders Curtis Smith Shawn Smith Scott Wanzer	1987 Dave Finley Joe Koh Mark Young John Sellick	1993 Daron Kirkreit Jeff Waymire	1998 Dominick Lombardi Jeff Stevens
1976 Brain Francisco John Messner	1983 Ty Dabney Matt Held Brad Pounders Shawn Smith Tim Wiseman	1988 Mike Eatinger Matt Beltran	1994 Mike Eason Brett O'Dea Andy Owen Zak Salmon Scott Tebbetts	1999 Kevin Perkins Michael Salazar Matt Teahen
1977 Jeff Carsley Steve Gelfarb Steve Lubratich Nate Quarles Dale Reis	1984 Brad Pounders	1989 Scott Einhorn	1995 Grant Billingsley Mike Eason Shawn Kicherer Tim Moran Andy Owen Scott Tebbetts	2003 Randy Blood Ryan Harvey Jaymie Torres Brian Wahlbrink
1978 Tom Copeland Steve Gelfarb Dennis Mork Pat Sullivan	1985 Ty Dabney Pat Britt Dion Noonan	1990 Matt Davis Scott Einhorn Bill Jordan Mark Saugstad Pete Weber	1996 Jason Clark Darren Duskocil Mike Jones Tim Moran Luke Owens-Bragg Robert Roland George Wise	2004 Tony Festa 2005 Andrew Martinez
1979 Mike Lynes Jay Myers Mark Sheehy Stu Stempniak Cliff Wherry		1991 Ruben Ayala Stephen Bishop Ron Cody David Kessler Rex McMackin Jim Radler Mark Saugstad Chad Townsend		
1980 Tom Copeland Bob Hudson				

UC Riverside Award Winners

Letter Winners



David's Gibson's last name starts with a G so we figured we'd put his picture here.

- A**
- Abney, Jeff2004-06
 Adams, Mark..... 1973
 Allen, Kim.....1973-75
 Allert, Tom1971-74
 Anderson, Jimmy2000-02
Andriese, Matt.....2009
 Ansari, Bob1975-76
 Applebee, Paul2007-09
 Aragon, Steve.....1980-81
 Arney, Jeff.....1980-81
 Avila, David 1997
 Ayala, Ruben.....1990-91
- B**
- Babcock, Bruce1984-87
 Bailey, Keith1971-73
 Baker, Joe..... 1958
 Baker, Mike.....1975-76
 Bargas, Paul2008-09
 Barker, Gabe1997-98
 Barratt, Kyle.....2004-07
 Barret, David.....1973-75
 Barrington, Paul1965-66
 Bellefeuille, Norman 1971-72
 Beltran, Matt1987-88
 Benkowski, Stan1964-66
 Benz, Bill1959-62
 Bergstrom, Stan.....1963-66
 Berndes, Scott1972-73
 Bigler, Brett.....2004-06
 Billingsley, Grant1994-95
 Bills, Taylor.....2004-07
 Bishop, Steve1991-92
 Bishop, Zac 2009
 Bitonti, Larry.....1963-64
 Bitters, Chris1994-96
 Blood, Randy2000-03
 Boscarino, Phil..... 2007
 Bow, Jack1962-65
 Boykin, Paul..... 1973
Brantly, Robert.....2009
 Britt, Pat1984-85
 Brown, Al.....1959-60
 Brown, Terry1970-71
 Brown, William.....1970-71
 Buerger, Dan1960-62
 Burckle, Eric1981-82
 Burden, Don 1963
 Burton, Brett 2000
- C**
- Cabrera, Rene..... 1971-72
 Carlson, Tim.....1994-97
 Carmichael, Bob 1983
 Carralejo, George 2001
 Carricaburu, Brian.....1987-89
 Carsley, Jeff.....1976-77
 Cartwright, Mark.. 1999-2000
 Cash, Adam 1993
 Cassa, Pat2005-07
 Cassell, Chuck.....1977-78
 Cederlind, Darrell1971-72
 Chacon, Carlos1998-99
 Christiansen, Marty..1962-65
 Christman, Randy1973-76
- Cicuto, Chris 1999
 Claggett, Anthony2003-05
 Clark, Bob 1974
 Clark, Jason.....1996-97
 Clarke, Gary1966-69
 Clay, Andy.... 2002-03, 05-06
 Clayton, Royal1987
 Cludy, Joe.....1970-71
 Clute, Steve1970-71
 Cobb, Rick1985-87
 Coccia, John..... 1974
 Cody, Ron1991-92
 Coffin, Chris.....1964-65
 Collette, Jason.....2001-04
 Constable, Jay1967-70
 Copeland, Tom.....1978-81
 Cook, Sam..... 1967
 Coon, Kevin1997-98
 Coopersmith, David. 1987-90
 Coots, Steve1971-73
 Corley, Jim1974-75
 Costello, Mike.....1987-89
 Cox, David1982-83
 Crinklaw, Jeff 2003
 Crosby, Jeff 1976
 Crouse, Daniel.....1988-89
 Crowther, Jackson....1996-99
 Culver, Dennis 1965
 Cummings, Richy 1997
 Cunningham, Matt ...2003-05
 Curcie, Mike 2000
- D**
- Dabney, Ty 1981-85
 Dahlgren, Rick1968-70
 Davis, Matt.....1989-90
 Decker, Chad.....2003-05
 Decker, Dale..... 1962
 DeForge, John1985-86
 DeLaFuente, Gary 1989
 DeLange, Dennis.....1964-67
Dickey, Kevin.....2007-09
 Dickey, Wayne1970-71
 Diederich, Jim1963-64
 Donahue, Mike..... 1974
 Doskocil, Darren1993-97
 Doyle, Jim1993-96
 Draper, Jim1974-75
 Drotar, Dave..... 1962
 Duckworth, Mike 1972
 Dull, Roy.....1958-60
 Dunbrack, Jim1965-67
 Dunbar, Jeff.....2005-07
 Durlfinger, David1984-85
- E**
- Eason, Mike1993-96
 Eatinger, Mike.....1987-89
 Edwards, Derek1991-94
 Einhorn, Scott1989-90
 Ellis, Dan.....2002
 Emerson, David.....1976-79
 Emmons, Brian1999-2003
Emmons, Dustin2008-09
 Emmons, Scott1993-95
 Ensey, Mike.....1960-63

Esque, Ben 1999-2000
 Estes, Jim 1991
 Evans, David 1978-80
 Evans, Jeff 1978-79

F


Farmer, Jason 1998
 Faulkner, Tim 2001-02
 Fernandez, Julio 2000-03
 Ferrick, Mitch 1986-87
 Festa, Tony 2002-04
 Finley, David 1986-87
 Fisher, Dirk 1990-91
 Fisher, Mac 1973-74
 Flory, Reed 1965
 Fodrey, Ron 1976-78
 Folsom, Steve 1975
 Forbus, George 1976-77
 Foushee, Brant 1972
 Fox, Stew 1964-66
 Francisco, Brian 1976-77
 Frankel, Steve 1968-71
 French, Peter 1988
 Frey, Bill 1968-69
 Froeberg, Bill 1958-59
 Fuller, Bill 1958-59
 Funkhouser, Dean 1993-94

G

Gamb, Paul 1990-91
 Gandy, Chris 1977-78
 Garcia, Andrew 2005-08
 Garner, Mike 2001
 Gelfarb, Steve 1977-78
 Gentile, John 1998
 Gertach, Bill 1974
 Gibson, David 2000-02
 Gill, Ron 1974
 Gillespie, Mark 1983-84
 Gilmore, Dan 1958
 Glaum, Steve 1976-77
Goetz, Ryan 2007-09
 Gonzales, Greg 1974-77
Gonzales, Joey 2007-09
 Gonzales, Tony 1991-94
 Goodale, Jeff 1987-89
 Gordon, Gene 1961-63
 Grant, Aaron 2003-06
 Greblo, Kerry 1970
 Green, Ron 1970-71
 Green, Steve 1987-91
 Grieve, Garren 1999
 Grunwald, Erik 1996-99
 Guerrero, Richard 1992-95

H

Hackett, Bill 1966
Hairgrove, Trevor...2008-09
 Hambright, Brett 2008
 Hanks, Rylan 2003
 Hardy, Mark 1984-86
 Harvey, Ryan 2003
 Harris, Bob 1970-73
 Hart, Terry 1975
 Hathaway, Nick 1973
 Hayward, Scott 1987-90



Dion Noonan's last name also conveniently begins with a letter on this page - the letter N.

Hazard, Rick 1980-81
 Healy, Kevin 1970-71
 Heer, Greg 1968-69
 Heinle, Dan 1985-86
 Held, Matt 1982-83
 Henderson, John 1973-76
 Henshaw, Steve 1966
 Hermosillo, Manny 1998
 Hernandez, Albert 1994
 Hernandez, Louie 2004-05
 Hernandez, Vic 1977-78
 Hewitt, Todd 1978
 Hickcox, Gary 1966
 Higgins, Mike 1967-69
 Hiraoka, Kris 1996
 Hoehlin, Don 1965-66
 Hoff, Brian 2001-04
 Hofman, Rich 2001-03
 Hollingsworth, D.J. 2006
 Holmes, John 1987-90
 Holt, Jerry 1958
Horst, Bryan 2007-09

Hudson, Bob 1980
 Hunt, Jesse 1999
 Hunt, Ron 1979-80
Hur, Michael 2007, 2009
 Hurtado, Ed 1998

J

Jackson, Randy 1986-89
 Jahries, Craig 1975
 Jandegian, Gary 1971
Jemmett, Trent 2009
 Johnson, Dyke 1972-73
 Johnson, Vic 1960
 Jones, Calvin 1982-83
 Jones, Mike 1996
 Jordan, Bill 1989-92
 Jorrin, Enoc 2000-03
 Jumulet, Doug 1994-95

K

Karmelich, Phil 1968-70
 Karp, Chris 1977-78

Kaufman, Barney 1991
 Kaye, Bryan 2001-02
 Kaze, Ron 1966
 Kelly, Joseph 2007-09
 Kelley, Kevan 2004
 Kennedy, Tom 1971-72
 Kent, Troy 1988
 Kessler, David 1991-92
 Kettela, Pete 1960-61
 Kicherer, Shawn 1994-95
 Kiczenski, Tim 1964-67
 Kidwiler, Jeff 1985
 Kirkpatrick, Jay 1963-64
 Kirkreit, Daron 1991-93
 Kleckner, Richard 1995-96
 Knoll, Brian 1992-93
 Koh, Joe 1984-87
 Kornder, Joe 1958-59
 Kounas, Jason 1994-95
 Krumheuer, Todd 1984-85
 Kues, Barry 1964

L

Lackpour, Doug 1983-85
 Lance, Randy 1970
 Lance, Tom 1972-73
 Lane, John 1989-91
 Lang, Chris 1994-96
 Lara, Tony 1984
 Larkins, Matt 2008-
LaRosa, Tony 1992-93
 Lasagna, Steve 1991
 Laverty, Scott 1992-94
 Lawrence, Vince 1979-80
 Lawson, Matt 2003-04
 Layton, Rick 1974-75
 Leet, Bill 1958
 Levin, Mark 1969-72
 Lewis, Jim 1996-98
 Lewis, Skeeter 1983-85
 Loken, Kevin 1998
 Lombardi, Dominick 1997-98
 Lord, Mike 1977-78
 Lowenstein, John 1966-68

UC Riverside Award Winners

Letter Winners

Lsuthold, Frank 1959
 Lubratich, Steve 1976-77
 Luker, Marc 1994-97
 Lynes, Mike 1977-79

M


Maciel, Brandon 1998
Mackoul, Tommy 2009
 Madril, Steve 1997-2000
 Mahoney, John 1996-97
 Maietta, Pat 1984-85

Maley, Pat 1971-72
 Mangels, Kevin 2003
 Mansfield, Henry 1965
 Maral, Steve 1980
 Marches, Mark 1981-82
 Marcias, Henry 1974
 Markham, Rich 1971-73
 Marshall, Terry 1979-80
 Martinez, Andrew 2005
 Martinez, John 2003-04
 Mathews, George 1958-60

Martin, Jay 1966
 May, Jerry 1966-67
 Mayhall, David 1986
 Mayne, Mike 1965-68
 Mayo, Todd 1983-84
 McBride, Jeff 1983
 McCartney, Mathew 1996
 McCartney, Sommer 1993-94
 McClintock, Sean 1991-92
 McClure, Rob 1978-80
McConkey, Brian 2009

McCulloch, Doug 1976-77
 McDermott, Tim 1996-98
 McElderry, Bob 1989
 McHugh, Pete 1966-69
 McKinley, Bill 1960
 McMackin, Rex 1991-93
 McQueen, Miguel 1994-95
 Menasco, Brian 1978
 Messner, John 1975-76
 Michaelson, Tom 1960-61
 Michalkiewicz, Ed 1980-81

Mierzwick, Bill 1982-83
 Millett, Matt 2005-06
 Mills, George 1963-64
 Mineah, George 1958
 Mire, Donn 1986
 Moeller, Scott 1982-83
 Mohn, Kris 1997
 Monterosa, Rinaldo 1996-99
 Montgomery, Matt 2006-09
 Moore, Daniel 2000
 Moore, Kolby 2008-09

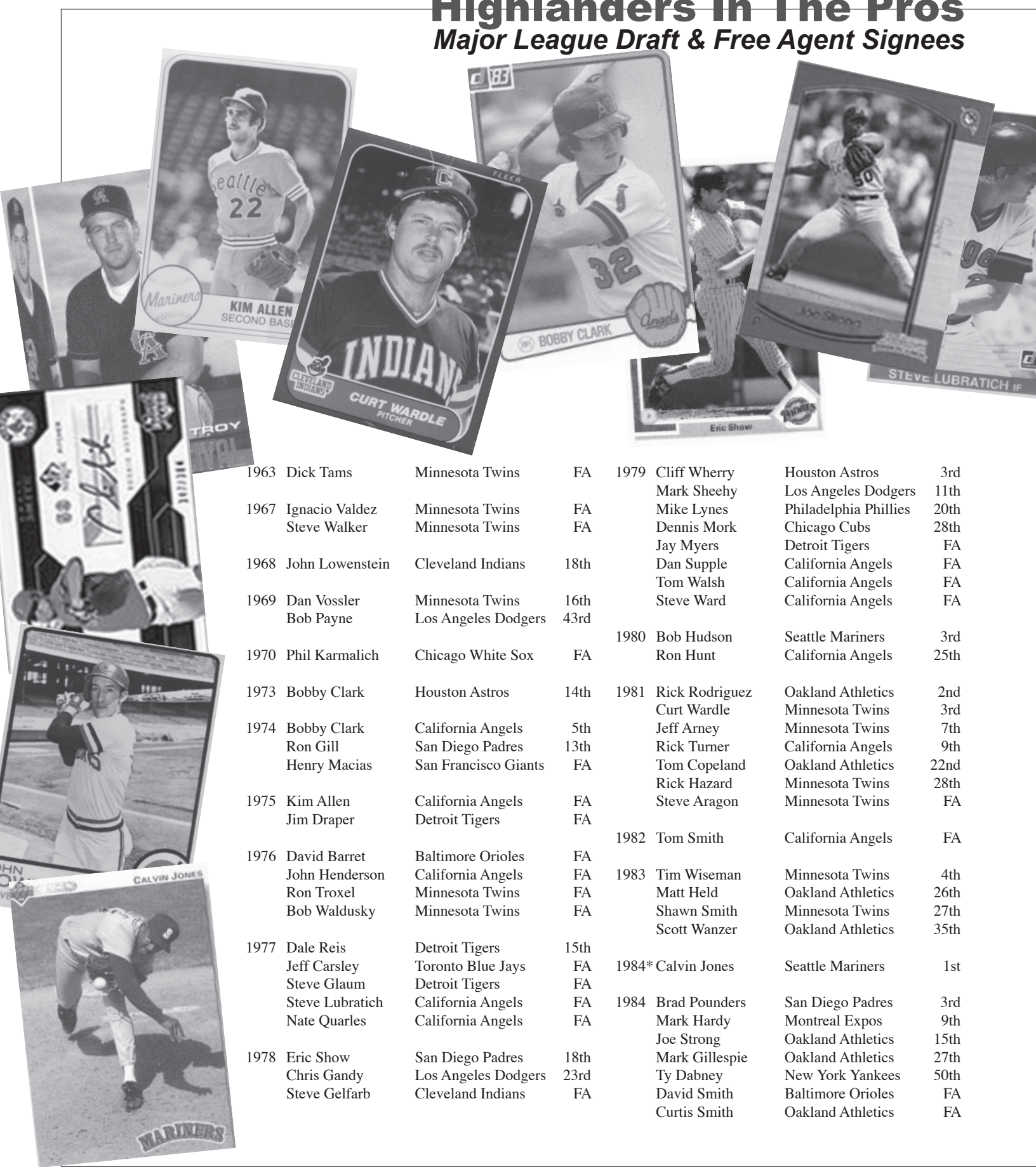


Ditto Chad Townsend whose last name starts with a T.

- Moore, Mark 1979-82
 Moore, Ron 1982-86
 Morain, Stan 1958
 Moralez, Paul 1983-86
 Moran, Tim 1995-96
 Mork, Dennis 1978-79
 Morris, Steve 1981
 Mosby, Gregg 1999-2000
 Moyer, Joe 1974-75
 Murguia, Alex 1967-68
 Murphy, Drew 2001-02
 Murphy, Ty 1987-90
 Myers, Jay 1978-79
- N
- Nall, John 1995-96
 Nash, David 1976
 Negro, Josh 1996-97
 Nelson, Frank 1972-73
 Nelson, Steve 1973
Nesbitt, Mike 2009
 Nicholson, Jeff 1968-70
 Nimocks, Steve 1962
Nix, Tony 2008-09
 Nobbe, Glenn 1975-76
 Noonan, Dion 1985-86
 Noonan, Todd 1986-87
 Norris, Jon 1991-92
- O
- Ober, Dave 1986-87
 Ochs, Dave 1967-68
 O'Dea, Brett 1991-94
 O'Gilvy, Neal 1958
 Ojeil, Patrick 1998-99
 O'Leary, Erren 1996
 Opdyke, Jordan 2007-08
Orosco, Eddie 2009
 Ostrander, Logan 1987-90
 O'Rourke, Bill 1989-92
 Owen, Andy 1992-95
 Owens-Bragg, Luke 1995-96
- P
- Page, Paul 1967
 Paine, Bob 1963
 Parsons, Todd 1983-84
 Payne, Bob 1969
 Peck, Steve 1966-69
 Pedroza, Jaime 2005-07
Pellegrino, Dan 2008-09
 Penney, Stephen 2006-08
 Percival, Troy 1987-90
 Perkins, Cordell 2002
 Perkins, Kevin 1996-99
 Pestorich, John 2001
 Peterson, Gary 1985
 Phelps, Charles 1969-70
 Phelps, Dave 1962-65
 Pickowitz, Richard 1986-89
 Pickowitz, Robert 1988-89
 Pierce, Doug 1989
 Pignataro, Frank 1969-70
 Pimental, Joe 1977
- Platt, Ryan 2008-09
 Polance, Joe 1978-79
 Potestio, Frank 1985-86
 Pounders, Brad 1982-84
 Powis, Scott 2001-04
 Price, Ben 2007-08
 Pulido, Gilbert 1997-2000
- Q
- Quarles, Nate 1976-77
- R
- Radler, Jim 1988-91
 Rakow, Joel 1968-69
 Ramirez, Ernest 1993
 Ramsey, Henry 1958-59
 Rau, John 1958
 Redington, Dan 1994-95
 Reed, Doug 1958
 Reese, Jason 1988-90
 Reid, Dave 1961
 Reifer, Adam 2005-07
 Reis, Dale 1976-77
 Rendleman, Ron 1981
 Reno, Jim 1964-65
 Rentfro, Kris 1984
 Reschan, Toby 1973-75
 Richards, Tony 1988-91
 Riesterer, Craig 1988-89
 Rinehart, Brian 1985-86
 Rios, David 1993-1994
 Roberts, Steve 1969-72
 Robinson, Ken 1959
 Rodriguez, Rick 1981
 Roland, Robert 1996-97
 Roller, Gene 1958-59
 Romero, Paul 1964
 Rommel, Bill 1959
 Rosman, Matt 2007
 Rungo, Art 1998
 Runzler, Dan 2005-07
 Rutledge, Harold 1968-69
 Rutledge, Mike 1981-82
 Rzepczynski, Marc 2004-07
- S
- Sakaguchi, Benny 1963-66
 Salazar, Michael 1999-2000
 Salmon, Zak 1993-94
 Salotti, Nick 2004-07
 Samuelson, Mark 2007-08
 Sanchez, Frank 1973-74
 Sanders, Mike 1988
 Santos, Jason 1999
 Sarina, John 1984-87
 Sauls, Steve 1984-85
 Saugstad, Mark 1989-92
 Sayers, Bob 1975-77
 Scheigel, Arland 1975-76
 Schnebly, Brandon 2008-09
 Schmidt, Jim 1971-72
 Schultz, Mike 1963-64
 Scott, Duane 1981-82
- Searl, Tim 1969-72
 Seaton, Jeff 1993-94
 See, Jack 1961-63
 Sellick, John 1986-87
 Seuss, Adam 1999-02
 Seuss, Aaron 2004
 Shappi, AJ 2002-04
 Shaw, José 2003-05
 Shaw, Keith 1996
 Sheehy, Mark 1978-79
 Shields, Kevin 1981
 Sheridan, Mike 1986
 Shively, Jeff 1973
 Show, Eric 1975-78
Shults, Justin 2008-09
 Sidle, Ken 1964-67
 Silcox, Greg 1980
 Silkwood, Mike 1964
 Simili, Vince 1991-93
 Simpson, Jim 1980
 Simmons, James 2005-07
 Skeen, Ed 1969-70
 Slaughter, Charlie 1970-71
 Small, Dick 1958-59
 Smith, Brandon 2001
 Smith, Cary 1973-75
 Smith, Chris 1979-80
 Smith, Chris 2000-02
 Smith, Curt 1981-84
 Smith, Dana 1974
 Smith, David 1983-84
 Smith, D.J. 2006-08
 Smith, Doug 1974-75
 Smith, Keith 1999-2001
 Smith, Philo 1967-69
 Smith, Shawn 1980-83
 Smith, Tom 1979-82
 Smyers, Eric 1994-95
 Solis, Justin 1997-00
 Spiker, Adam 2001-02
 Spiker, Chad 1999-2001
 Stange, Daniel 2004-05
 Steinmeyer, Brian 2003-06
 Stempniak, Stu 1979-82
 Stevens, Jeff 1997-2000
 Strong, Joe 1984
 Stout, Dennis 1973-74
 Stull, Walt 1984-85
 Sullivan, Pat 1978-79
 Supple, Dan 1978-79
 Surina, Ryan 1998-99
 Swyer, Jonas 2002
- T
- Takemoto, Randy 1971
 Tams, Dick 1961-63
 Tamura, Al 1959
 Tavaglione, George 1997-00
 Taylor, Tom 1977-78
 Teahen, Matt 1998-2001
 Tebbetts, Scott 1994-95
 Teece, Ron 1970
 Teffenhart, Bob 1972-74
- Temple, Todd 1988
 Tennison, Tom 1990-93
 Theissen, Matt 2001-04
 Thibodeau, Jacob 1999-00
 Thomas, Aric 1992
 Tiedemanan, Herb 1975-76
 Tino, Tom 1965-66
 Tomarelli, Mike 2001
 Torrenti, Pete 1975-77, 79
 Torres, Jaymie 2001-04
 Townsend, Chad 1990-92
 Trelatsky, Lonnie 1973
 Troxel, Ron 1975-76
 Truelock, Ken 1986
 Turner, Rick 1981
 Tursellino, Willie 1986-88
 Tysdale, Craig 1966
- U
- Uhl, Carl 2006-09
- V
- Valdez, Nacho 1966-67
 Vass, Mike 2007
 Vernatchi, Bob 1979-80
 Vigrass, John 1991-92
 Von Huben, Chris 1997
 Vossler, Dan 1967-69
- W
- Wagoner, Mike 1971-72
 Wahlbrink, Brian 2001-03
 Waite, Rob 2008
 Waldusky, Bob 1975-76
 Walker, Randy 1967-69
 Walker, Steve 1963-66
 Walsh, Tom 1979-80
 Wanzer, Scott 1982-83
 Ward, Steve 1978-79
 Wardle, Curt 1981
 Washburn, Ben 1998-2000
 Watts, Rennie 1980
 Waymire, Jeff 1992-93
 Weber, Gerry 1959-60
 Weber, Pete 1986-90
 Weber, Roark 1967-68
 Weckler, Wayne 1970-73
 Welker, Eric 1990-91
 Westmoreland, Jim 1964-65
 Wherry, Cliff 1979
 Whidbee, Jake 1971
 Whistler, Mike 1963
 White, David 1995-96
 White, Jeff 1991-92
 Whittaker, Clay 1980-83
 Wible, Aaron 2005-08
 Wible, Doug 1977
 Wicks, Rob 1980-81
 Wienczek, Steve 1968-69
 Williams, Doug 1966
 Williams, John 1966-67
 Williams, Juan 1977-78
- Williams, Kevin 1982
 Williams, Mike 1985-86
 Williams, Gary 1972
 Wilson, Jim 1965
 Wilson, Tom 1980-82
 Winship, Brian 1978
 Winter, Haley 2003-06
 Winterstrom, Adam 1997-98
 Winton, Rick 1973
 Wise, George 1995-96
 Wiseman, Tim 1980-83
 Wolfe, Bill 1958
Wolford, Mike 2008-09
 Woodward, Randy 1959-60
 Wooten, Jeremy 1996-99
- Y
- Yanasheski, Steve 1981-84
 Young, Eddia 2009
 Young, Mark 1984-87
- Z
- Ziegler, Stan 1960-62
- Current players in bold**

Highlanders In The Pros

Major League Draft & Free Agent Signees



1963	Dick Tams	Minnesota Twins	FA	1979	Cliff Wherry	Houston Astros	3rd
					Mark Sheehy	Los Angeles Dodgers	11th
1967	Ignacio Valdez	Minnesota Twins	FA		Mike Lynes	Philadelphia Phillies	20th
	Steve Walker	Minnesota Twins	FA		Dennis Mork	Chicago Cubs	28th
1968	John Lowenstein	Cleveland Indians	18th		Jay Myers	Detroit Tigers	FA
					Dan Supple	California Angels	FA
1969	Dan Vossler	Minnesota Twins	16th		Tom Walsh	California Angels	FA
	Bob Payne	Los Angeles Dodgers	43rd		Steve Ward	California Angels	FA
1970	Phil Karmalich	Chicago White Sox	FA	1980	Bob Hudson	Seattle Mariners	3rd
					Ron Hunt	California Angels	25th
1973	Bobby Clark	Houston Astros	14th	1981	Rick Rodriguez	Oakland Athletics	2nd
					Curt Wardle	Minnesota Twins	3rd
1974	Bobby Clark	California Angels	5th		Jeff Arney	Minnesota Twins	7th
	Ron Gill	San Diego Padres	13th		Rick Turner	California Angels	9th
	Henry Macias	San Francisco Giants	FA		Tom Copeland	Oakland Athletics	22nd
1975	Kim Allen	California Angels	FA		Rick Hazard	Minnesota Twins	28th
	Jim Draper	Detroit Tigers	FA		Steve Aragon	Minnesota Twins	FA
1976	David Barret	Baltimore Orioles	FA	1982	Tom Smith	California Angels	FA
	John Henderson	California Angels	FA	1983	Tim Wiseman	Minnesota Twins	4th
	Ron Troxel	Minnesota Twins	FA		Matt Held	Oakland Athletics	26th
	Bob Waldusky	Minnesota Twins	FA		Shawn Smith	Minnesota Twins	27th
					Scott Wanzer	Oakland Athletics	35th
1977	Dale Reis	Detroit Tigers	15th	1984*	Calvin Jones	Seattle Mariners	1st
	Jeff Carsley	Toronto Blue Jays	FA	1984	Brad Pounders	San Diego Padres	3rd
	Steve Glaum	Detroit Tigers	FA		Mark Hardy	Montreal Expos	9th
	Steve Lubratic	California Angels	FA		Joe Strong	Oakland Athletics	15th
	Nate Quarles	California Angels	FA		Mark Gillespie	Oakland Athletics	27th
1978	Eric Show	San Diego Padres	18th		Ty Dabney	New York Yankees	50th
	Chris Gandy	Los Angeles Dodgers	23rd		David Smith	Baltimore Orioles	FA
	Steve Gelfarb	Cleveland Indians	FA		Curtis Smith	Oakland Athletics	FA

1985	Walt Stull	Los Angeles Dodgers	9th	1998	Ed Hurtado	Anaheim Angels	20th
	Pat Britt	Oakland Athletics	9th		Dominick Lombardi	Anaheim Angels	FA
	Ty Dabney	San Francisco Giants	13th	1999	Kevin Perkins	Florida Marlins	19th
	Paul Morales	Los Angeles Dodgers	25th		Erik Grunwald	Seattle Mariners	FA
	Ron Moore	Houston Astros	33rd	2000	Ben Washburn	Montreal Expos	14th
1986	Frank Potestio	Chicago White Sox	4th		Jeff Stevens	Florida Marlins	45th
	Mark Hardy	Montreal Expos	9th		Steve Madril	Chicago White Sox	FA
	Ron Moore	San Diego Padres	15th	2002	Chris Smith	Boston Red Sox	4th
	Dana Heinle	Minnesota Twins	FA		Jimmy Anderson	New York Mets	7th
	Mike Sheridan	San Bernardino Spirit			Adam Seuss	Houston Astros	36th
1987	Mark Young	Toronto Blue Jays	16th		Brian Wahlbrink	San Diego Padres	42nd
	Royal Clayton	New York Yankees	18th	2003	Randy Blood	Colorado Rockies	6th
	Dave Finley	Oakland Athletics	27th		Ryan Harvey	New York Mets	19th
	John Sellick	St. Louis Cardinals	28th		Tony Festa	Arizona Diamondbacks	29th
	Joe Koh	Atlanta Braves	FA		Brian Wahlbrink	San Diego Padres	FA
	Todd Noonan	Salt Lake City Trappers			Julio Fernandez	Kalamazoo Kings	
1988	Mitch Ferrick	San Francisco Giants	17th	2004	A.J. Shappi	Arizona Diamondbacks	9th
	Troy Kent	Philadelphia Phillies	46th		Tony Festa	Milwaukee Brewers	23rd
1989	Mike Eatinger	Chicago White Sox	5th		Brian Hoff	Florida Marlins	27th
	Jeff Goodale	Detroit Tigers	13th		Jaymie Torres	St. Louis Cardinals	FA
1990	Troy Percival	California Angels	6th	2005	Anthony Claggett	Detroit Tigers	11th
	Jason Reese	Toronto Blue Jays	23rd		Chad Decker	San Diego Padres	17th
	Matt Davis	San Francisco Giants	FA		Matt Cunningham	Houston Astros	36th
	Scott Einhorn	St. Louis Cardinals	FA	2006	Brett Bigler	Kansas City Royals	7th
	Pete Weber	San Francisco Giants	FA		Daniel Stange	Arizona Diamondbacks	7th
1991	Ruben Ayala	Salt Lake City Trappers			D.J. Hollingsworth	New York Yankees	14th
1992	Chad Townsend	Cleveland Indians	14th		Dan Runzler	Seattle Mariners	17th
	Mark Saugstad	San Francisco Giants	19th		Jeff Dunbar	Chicago White Sox	19th
	Ron Cody	Seattle Mariners	35th		Haley Winter	Seattle Mariners	40th
	Stephen Bishop	Atlanta Braves	FA	2007	James Simmons	Oakland A's	1st
	David Kessler	California Angels	FA		Marc Rzepczynski	Toronto Blue Jays	5th
1993	Daron Kirkreit	Cleveland Indians	1st		Jaime Pedroza	Los Angeles Dodgers	9th
1994	Sommer McCartney	Florida Marlins	27th		Dan Runzler	San Francisco Giants	9th
1995	Scott Emmons	New York Yankees	21st		Jeff Dunbar	Seattle Mariners	11th
	Andy Owen	Los Angeles Dodgers	32nd		Adam Reifer	St. Louis Cardinals	11th
	Scott Tebbetts	Philadelphia Phillies	36th		Stephen Penney	Seattle Mariners	20th
	Grant Billingsley	Sonoma Crushers			Taylor Bills	Seattle Mariners	FA
	Scott Laverty	Palm Springs Sun			Pat Cassa	Kansas City Royals	FA
1996	Luke Owens-Bragg	Tampa Bay Devil Rays	22nd	2008	Rob Waite	Detroit Tigers	17th
	John Nall	Chicago Cubs	22nd		Drew Garcia	Chicago White Sox	21st
	Mike Jones	Atlanta Braves	49th		Stephen Penny	Seattle Mariners	29th
	Mike Eason	Florida Marlins	FA	2009	Joseph Kelly	St. Louis Cardinals	3rd
	Tim Moran	Tri-City Posse			Paul Applebee	Washington Nationals	10th
	David White	Salinas Peppers			Matt Montgomery	Florida Marlins	10th
	George Wise	Salinas Peppers			Paul Bargas	Colorado Rockies	13th
1997	Jason Clark	Tampa Bay Devil Rays	FA		Carl Uhl	Philadelphia Phillies	18th
					Tommy Mackoul	Minnesota Twins	20th
					Ryan Platt	Milwaukee Brewers	27th

* = January Draft

Big West Composite Schedule

Friday, February 19

Utah at UC Davis2 pm
 BYU at UC Riverside3 pm
 CS Northridge vs. Bthn-Ckmm!4 pm
 LMU at UC Irvine6 pm
 San Francisco at Pacific6 pm
 USC at Cal Poly6 pm
 Pepperdine at LBSU6:30 pm
 Oregon at CS Fullerton7 pm

Saturday, February 20

BYU at UC Riverside (DH)Noon
 UC Irvine at LMU1 pm
 Utah at UC Davis1 pm
 CS Northridge vs. Southern!2 pm
 San Francisco at Pacific3 pm
 Oregon at LBSU5:30 pm
 Pepperdine at CS Fullerton6 pm
 USC at Cal Poly6 pm

Sunday, February 21

Utah at UC DavisNoon
 LBSU at CS Fullerton1 pm
 LMU at UC Irvine1 pm
 Pacific at San Francisco1 pm
 USC at Cal Poly1 pm
 CS Northridge at UCLA2 pm

Monday, February 22

Bthn-Ckmm at UC Riverside3 pm

Tuesday, February 23

Cal Poly at Pepperdine1:30 pm
 UC Davis at California1:30 pm
 CS Northridge at San Diego2 pm
 Westmont at UCSB2 pm
 Pacific at Stanford5:30 pm
 UC Riverside at San Diego State ...6 pm
 UCLA at LBSU6:30 pm

Thursday, February 25

UC Irvine at Coastal Carolina&1 pm
 BYU at UC Davis2 pm

Friday, February 26

UC Irvine vs. N.C. State&9 am
 BYU at UC Davis2 pm
 Cal Poly at San Francisco2 pm
 Pepperdine at CS Northridge2 pm
 UC Riverside at LMU2 pm
 LBSU at Arizona5 pm
 Nevada at Pacific6 pm
 UCSB at San Jose State6 pm
 TCU at CS Fullerton7 pm

Saturday, February 27

UC Irvine at Coastal Carolina&9 am
 LMU at UC Riverside (DH)Noon
 BYU at UC Davis1 pm
 Cal Poly at San Francisco1 pm
 CS Northridge at Pepperdine1 pm
 UCSB at San Jose State1 pm
 Nevada at Pacific3 pm
 LBSU at Arizona5 pm
 TCU at CS Fullerton6 pm

Sunday, February 28

UC Irvine vs. James Madison&8 am
 LBSU at Arizona11 am
 Nevada at Pacific1 pm
 Pepperdine at CS Northridge1 pm
 TCU at CS Fullerton1 pm
 UC Riverside at LMU1 pm
 UCSB at San Jose State1 pm
 Cal Poly at San Francisco2 pm

Monday, March 1

Nevada at UC Davis2 pm

Tuesday, March 2

UC Irvine at Pepperdine2 pm
 UCSB at LMU2 pm
 San Diego at CS Fullerton6 pm
 San Diego State at UC Riverside ...6 pm
 USC at LBSU6:30 pm

Wednesday, March 3

Stanford at UC Davis2 pm

Thursday, March 4

UC Riverside vs. Oregon State@ ..3 pm
 Cal Poly vs. Arizona State@4 pm

Friday, March 5

Connecticut at CS Northridge2 pm
 UCSB at Stanford2 pm
 UC Davis at Sacramento State ..2:30 pm
 Cal Poly vs. Utah Valley@3 pm
 UC Riverside vs. Fla. Int.@3 pm
 CS Fullerton at Arizona6 pm
 Seattle at Pacific6 pm
 Saint Mary's at UC Irvine6 pm
 Washington at LBSU6:30 pm

Saturday, March 6

Connecticut at CS Northridge1 pm
 Sacramento State at UC Davis1 pm
 Saint Mary's at UC Irvine1 pm
 UCSB at Stanford1 pm
 Seattle at Pacific (DH)2 pm
 Cal Poly vs. Fla. Int.@3 pm
 UC Riverside vs. Arizona State@ ..4 pm
 CS Fullerton at Arizona5 pm
 Washington at LBSU5:30 pm

Sunday, March 7

CS Fullerton at Arizona11 am
 Cal Poly vs. Oregon State@Noon
 UC Riverside vs. UT Valley St@ ..Noon
 Connecticut at CS Northridge1 pm
 Saint Mary's at UC Irvine1 pm
 Seattle at Pacific1 pm
 UC Davis at Sacramento State1 pm
 UCSB at Stanford1 pm
 Washington at LBSU1 pm

Monday, March 8

Connecticut at CS Northridge2 pm

Tuesday, March 9

Northern Illinois at Cal Poly6 pm
 San Diego at UC Irvine6 pm
 UC Riverside at UCLA6 pm
 San Diego State at LBSU6:30 pm

Wednesday, March 10

East Carolina at CS Northridge2 pm
 Northern Illinois at Cal Poly6 pm

Thursday, March 11

CS Fullerton vs. Fresno State\$2 pm
 UC Davis vs. Air Force^6 pm
 Pacific vs. Gonzaga%TBA

Friday, March 12

CS Northridge at LMU2 pm
 Northern Illinois at UCSB2 pm
 UC Irvine at Sacramento State2 pm
 Houston at Cal Poly6 pm
 CS Fullerton at San Diego State\$..6 pm
 UC Davis vs. Southern Illinois^6 pm
 Wichita State at LBSU6:30 pm
 Pacific vs. Notre Dame%TBA

Saturday, March 13

Northern Illinois at UCSB (DH) ...Noon
 CS Fullerton at San Diego\$1 pm
 CS Northridge at LMU1 pm
 UC Irvine at Sacramento State1 pm
 Wichita State at LBSU5:30 pm
 Houston at Cal Poly6 pm
 UC Davis at Santa Clara^6 pm
 Pacific vs. Bradley%TBA

Sunday, March 14

CS Fullerton vs. Ala.-Birm.\$11 am
 Northern Illinois at UCSB11 am
 Houston at Cal Poly1 pm
 LMU at CS Northridge1 pm
 UC Irvine at Sacramento State1 pm
 Wichita State at LBSU1 pm
 UC Davis at San Jose State^3 pm
 Pacific at Notre Dame Tour.%TBA

Tuesday, March 16

Pacific at Sacramento State2 pm
 UNLV at CS Northridge2 pm
 LBSU at LMU3 pm
 Arizona State at CS Fullerton6 pm
 San Diego at UC Irvine6 pm

Wednesday, March 17

LBSU at LMU2 pm
 Arizona State at CS Fullerton6 pm

Friday, March 19

CS Fullerton at Washington5 pm
 California at Cal Poly6 pm
 CS Northridge at Seattle6 pm
 Gonzaga at UC Irvine6 pm
 USC at Pacific6 pm
 LBSU at UNLV7 pm

Saturday, March 20

New Mexico St. vs. UCSB (DH) ..Noon
 CS Northridge at Seattle (DH)1 pm
 Gonzaga at UC Irvine1 pm
 CS Fullerton at Washington2 pm
 LBSU at UNLV2 pm
 San Francisco at UC Riverside2 pm
 California at Cal Poly6 pm
 USC at Pacific6 pm

Sunday, March 21

CS Northridge at Seattle11 am
 New Mexico State at UCSB11 am
 California at Cal Poly1 pm
 CS Fullerton at Washington1 pm
 Gonzaga at UC Irvine1 pm
 LBSU at UNLV1 pm
 San Francisco at UC Riverside1 pm
 USC at Pacific1 pm

Monday, March 22

San Francisco at UC Riverside2 pm

Tuesday, March 23

UCLA at UCSB2 pm
 CS Fullerton at LMU3 pm
 UC Riverside at San Diego3 pm
 Fresno State at Cal Poly6 pm
 UC Davis at San Jose State6 pm
 Stanford at Pacific6 pm

Wednesday, March 24

Hawaii at LBSU6:30 pm

Thursday, March 25

Cal Poly at UCLA6 pm

Friday, March 26

San Francisco at UCSB2 pm
 UC Irvine at Nevada2 pm
 Sacramento St. at CS Northridge ...3 pm
 UC Riverside at Saint Mary's3 pm
 LBSU at Oregon State5:30 pm
 Cal Poly at UCLA6 pm
 UC Davis at Fresno State6 pm
 Pacific at San Jose State6 pm
 Hawaii at CS Fullerton7 pm

Saturday, March 27

Pacific at San Jose State1 pm
 Sacramento St. at CS Northridge ...1 pm
 San Francisco at UCSB1 pm
 UC Irvine at Nevada1 pm
 UC Riverside at Saint Mary's1 pm
 Cal Poly at UCLA2 pm
 LBSU at Oregon State2 pm
 Hawaii at CS Fullerton6 pm
 UC Davis at Fresno State6 pm

Sunday, March 28

Hawaii at CS Fullerton1 pm
 LBSU at Oregon State1 pm
 Sacramento St. at CS Northridge ...1 pm
 San Francisco at UCSB1 pm
 UC Davis at Fresno State1 pm
 UC Irvine at Nevada1 pm
 UC Riverside at Saint Mary's1 pm
 San Jose State at Pacific2 pm

Monday, March 29

Sacramento St. at CS Northridge 3 pm

Tuesday, March 30

Saint Mary's at UC Davis2:30 pm

Wednesday, March 31

Cal Poly at LMU3 pm

Thursday, April 1

UCSB at Sacramento State2 pm
 UC Irvine at CS Northridge*3 pm
 Cal Poly at UC Riverside*6 pm
 Pacific at LBSU*6:30 pm
 UC Davis at CS Fullerton*7 pm

Friday, April 2

UCSB at Sacramento State2 pm
 UC Irvine at CS Northridge*3 pm
 Cal Poly at UC Riverside*6 pm
 Pacific at LBSU*6:30 pm
 UC Davis at CS Fullerton*7 pm

Saturday, April 3

Cal Poly at UC Riverside*1 pm
 UCSB at Sacramento State1 pm
 UC Davis at CS Fullerton*1 pm
 UC Irvine at CS Northridge*1 pm
 Pacific at LBSU*2 pm

Monday, April 5

UC Davis at Nevada6 pm

Tuesday, April 6

LMU at UCSB2 pm
 CS Northridge at Pepperdine3 pm
 Cal Poly at Fresno State6 pm
 CS Fullerton at UCLA6 pm
 Pacific at Santa Clara6 pm
 San Diego State at UC Irvine6 pm

Friday, April 9

CS Northridge at CSUB2:30 pm
 LBSU at UC Davis*2:30 pm
 CS Fullerton at UC Irvine*6 pm
 UC Riverside at Pacific*6 pm
 UCSB at Cal Poly*6 pm

Saturday, April 10

CSUB at CS Northridge1 pm
 CS Fullerton at UC Irvine*1 pm
 LBSU at UC Davis*1 pm
 UC Riverside at Pacific*6 pm
 UCSB at Cal Poly*6 pm

Sunday, April 11

CSUB at CS Northridge1 pm
 CS Fullerton at UC Irvine*1 pm
 LBSU at UC Davis*1 pm
 UC Riverside at Pacific*1 pm
 UCSB at Cal Poly*1 pm

Tuesday, April 13

Pepperdine at UCSB2 pm
 San Francisco at UC Davis2:30 pm
 San Diego State at CS Northridge .3 pm
 UC Irvine at San Diego3 pm
 Sacramento State at Pacific6 pm
 UCLA at UC Riverside6 pm
 LMU at LBSU6:30 pm

Wednesday, April 14

San Jose State at UC Davis2:30 pm

Friday, April 16

CS Fullerton at UCSB*2 pm
 UC Davis at CSUB2:30 pm
 Cal Poly at CS Northridge*3 pm
 LBSU at UC Riverside*6 pm
 Pacific at UC Irvine*6 pm

Saturday, April 17

Cal Poly at CS Northridge*1 pm
 CS Fullerton at UCSB*1 pm
 Pacific at UC Irvine*1 pm
 UC Davis at CSUB1 pm
 LBSU at UC Riverside*6 pm

Sunday, April 18

Cal Poly at CS Northridge*1 pm
 CS Fullerton at UCSB*1 pm
 Pacific at UC Irvine*1 pm
 UC Davis at CSUB1 pm
 LBSU at UC Riverside*2 pm

Tuesday, April 20

Pacific at California2:30 pm
 LBSU at UCLA6 pm
 Pepperdine at CS Fullerton6 pm
 San Diego at UC Riverside6 pm
 UC Irvine at San Diego State6 pm
 UCSB at USC6 pm

Friday, April 23

UC Irvine at UC Davis*2:30 pm
 CS Northridge at Pacific*6 pm
 CSUB at UC Riverside6 pm
 UCSB at LBSU*6:30 pm
 Cal Poly at CS Fullerton*7 pm

Saturday, April 24

UC Irvine at UC Davis*1 pm
 UCSB at LBSU*5:30 pm
 Cal Poly at CS Fullerton*6 pm
 CSUB at UC Riverside6 pm
 CS Northridge at Pacific*6 pm

Sunday, April 25

Cal Poly at CS Fullerton*1 pm
 CS Northridge at Pacific*1 pm
 UC Irvine at UC Davis*1 pm
 UCSB at LBSU*1 pm
 CSUB at UC Riverside2 pm

Tuesday, April 27

USC at UCSB2 pm
 California at UC Davis2:30 pm
 CS Fullerton at San Diego3 pm
 LBSU at San Diego State6 pm
 UC Irvine at UCLA6 pm
 UC Riverside at UNLV7 pm

Wednesday, April 28

Santa Clara at Pacific6 pm

Friday, April 30

UC Riverside at UCSB*2 pm
 UC Davis at CS Northridge*3 pm
 CSUB at UC Irvine6 pm
 CS Fullerton at Pacific*6 pm
 LBSU at Cal Poly*6 pm

Saturday, May 1

CSUB at UC Irvine1 pm
 UC Davis at CS Northridge*1 pm
 UC Riverside at UCSB*1 pm
 CS Fullerton at Pacific*6 pm
 LBSU at Cal Poly*6 pm

Sunday, May 2

CS Fullerton at Pacific*1 pm
 CSUB at UC Irvine1 pm
 LBSU at Cal Poly*1 pm
 UC Davis at CS Northridge*1 pm
 UC Riverside at UCSB*1 pm

Tuesday, May 4

UCSB at CSUB2 pm
 UC Riverside at San Diego3 pm
 Cal Poly at Fresno State6 pm
 USC at UC Irvine6 pm

Wednesday, May 5

LBSU at Pepperdine3 pm
 UC Davis at Santa Clara6 pm

Friday, May 7

CS Northridge at UCSB*2 pm
 Pacific at UC Davis*2:30 pm
 UC Irvine at Cal Poly*6 pm
 Stanford at LBSU6:30 pm
 UC Riverside at CS Fullerton*7 pm

Saturday, May 8

Pacific at UC Davis*1 pm
 CS Northridge at UCSB*1 pm
 Stanford at LBSU2 pm
 UC Riverside at CS Fullerton*6 pm
 UC Irvine at Cal Poly*6 pm

Sunday, May 9

Pacific at UC Davis*1 pm
 Stanford at LBSU1 pm
 UC Irvine at Cal Poly*1 pm
 UC Riverside at CS Fullerton*1 pm
 CS Northridge at UCSB*1 pm

Tuesday, May 11

Cal Poly at LMU3 pm
 UC Davis at Saint Mary's3 pm
 UCSB at Pepperdine3 pm
 UCLA at UC Irvine6 pm
 UNLV at UC Riverside6 pm

Wednesday, May 12

CS Fullerton at Pepperdine3 pm
 LBSU at USC6:30 pm

Friday, May 14

Cal Poly at UC Davis*2:30 pm
 Pacific at CSUB3 pm
 CS Northridge at UC Riverside*6 pm
 UCSB at UC Irvine*6 pm
 CS Fullerton at LBSU* 6:30 pm

Saturday, May 15

Cal Poly at UC Davis*1 pm
 Pacific at CSUB1 pm
 UCSB at UC Irvine*1 pm
 CS Fullerton at LBSU*2 pm
 CS Northridge at UC Riverside*6 pm

Sunday, May 16

Cal Poly at UC Davis*1 pm
 CS Fullerton at LBSU*1 pm
 CS Northridge at UC Riverside*1 pm
 Pacific at CSUB1 pm
 UCSB at UC Irvine*1 pm

Tuesday, May 18

CS Northridge at UNLV3 pm
 LMU at CS Fullerton6 pm
 Pepperdine at Cal Poly6 pm

Wednesday, May 19

Santa Clara at UC Davis2:30 pm

Friday, May 21

UC Davis at UCSB*2 pm
 LBSU at CS Northridge*3 pm
 Pacific at Cal Poly*6 pm
 UC Riverside at UC Irvine*6 pm
 Santa Clara at CS Fullerton7 pm

Saturday, May 22

UC Davis at UCSB*1 pm
 LBSU at CS Northridge*1 pm
 UC Riverside at UC Irvine*1 pm
 Pacific at Cal Poly*6 pm
 Santa Clara at CS Fullerton7 pm

Sunday, May 23

UC Davis at UCSB*1 pm
 LBSU at CS Northridge*1 pm
 Pacific at Cal Poly*1 pm
 UC Riverside at UC Irvine*1 pm
 Santa Clara at CS Fullerton6 pm

Monday, May 24

San Diego at UCSB*3 pm

Tuesday, May 25

CSUB at UCSB2 pm
 UC Riverside at CS Northridge3 pm
 UC Davis at Stanford5:30 pm
 California at Pacific6 pm
 LMU at Cal Poly6 pm
 UCLA at CS Fullerton6 pm
 Pepperdine at LBSU6:30 pm
 UC Irvine at USC7:15 pm

Friday, May 28

CSUB at Cal Poly6 pm
 UC Davis at UC Riverside*6 pm
 UCSB at Pacific*6 pm
 UC Irvine at LBSU*6:30 pm
 CS Northridge at CS Fullerton*7 pm

Saturday, May 29

UC Irvine at LBSU*5:30 pm
 CSUB at Cal Poly6 pm
 CS Northridge at CS Fullerton*6 pm
 UC Davis at UC Riverside*6 pm
 UCSB at Pacific*6 pm

Sunday, May 30

CSUB at Cal Poly1 pm
 CS Northridge at CS Fullerton*1 pm
 UC Davis at UC Riverside*1 pm
 UC Irvine at LBSU*1 pm
 UC Santa Barbara at Pacific*1 pm

! MLB Urban Invitational (Compton, CA)
 \$ SDSU Tournament (San Diego, CA)
 % Notre Dame Tournament (San Antonio, TX)
 ^ SJSU Tournament (Santa Clara & San Jose, CA)
 & Coastal Carolina Tournament (Myrtle Beach, SC)
 @ Surprise Tournament (Surprise, Ariz.)
 * Big West game
 All times Pacific

Administration
& The University



Stan Morrison

Director of Athletics

Nationally known for his work as a head basketball coach and as an athletics administrator, Stan Morrison has led the Highlanders in the transition to Division I. Morrison joined UCR in August 1999, an appointment that Chancellor Raymond L. Orbach described as “one of the most significant in UCR’s distinguished athletic history.” As director, he oversees all aspects of the athletics program and guided UCR through the transition into Division I, including the selection of the Big West Conference and the expansion of sports programs.

Prior to UCR, he served as vice president for The Dudeck Group, an executive effectiveness-coaching program for high achieving individuals. He has achieved national recognition as a basketball coach and athletics administrator at four Division I universities -- San Jose State, the University of Southern California, the University of Pacific, and the University of California, Santa Barbara. He also has worked as a sports broadcaster.

In the spring of 2006, Morrison was appointed to the NCAA Men’s Basketball Committee. The committee is responsible for the oversight and administration of the NCAA Division I Men’s Basketball

Championship Tournament, including selecting the 65 teams that participate in the tournament. His five-year appointment to the 10-member committee began on September 1, 2006.

Morrison first gained national attention as a center for the University of California, Berkeley, as the Bears won the NCAA title in 1959 and were runners-up in 1960. After earning a bachelor’s degree in physical education in 1961, Morrison was a European All-Star and helped the Real Madrid team to the European Cup finals. He returned to Cal in ‘62 as a graduate assistant and played AAU basketball for the San Francisco Olympic Club, earning All-American honors.


Morrison’s first collegiate head coaching position was at the University of the Pacific (1972-79), where he led the Tigers to the Pacific Coast Athletic Association championship and a berth in the NCAA Tournament in 1979. He moved to the University of Southern California for seven seasons (1979-86) and led the Trojans to the NCAA Tournament in 1982, then repeated the feat in 1985 after USC won a share of the Pacific-10 championship.

In 1986 Morrison was appointed director of athletics at the University of California, Santa Barbara. While at UCSB (1986-89), he was administrator over the Gauchos 21-sport program, helped raise significant funds annually for UCSB Athletics and served on the NCAA Division I Women’s Basketball Tournament Committee. In 1989, he returned to the coaching ranks at San Jose State University, guiding the Spartans for nine years (1989-98). His stay in San Jose was highlighted by a Big West Co-Championship in 1994, and Big West Tournament Championship, NCAA bid, and first round match-up with Rick Pitino’s Kentucky Wildcats in 1996. He is one of a handful of coaches to take three different schools to the tournament, and the only NCAA coach to do it with three schools from the same state.

Upon leaving San Jose State, Morrison served as a personal coach and consultant to Los Angeles Lakers’ center Shaquille O’Neal. He has also worked as a color commentator for Pac-10 and West Coast Conference basketball for FOX Sports and BAY TV.

Morrison has served the last 18 years as Chairman of the Board for High Five America, a San Diego-based organization, which uses basketball as a vehicle to combat gang violence, drug, and alcohol abuse issues. He currently serves as president of the board of trustees for Olive Crest, group homes for abused teenagers. Morrison serves on the executive board of the Inland Empire Boy Scouts of America, on the board of directors of the Riverside Humane Society, on the board of directors of ARC Riverside, and as a participant for “The Unforgettables” which provides dignified burials for children from poverty stricken homes. Morrison was event chair for the Leukemia and Lymphoma Society “Light the Night” event on the UCR campus.

In his free time, Morrison enjoys working on his home and spending time with his grandchildren. He and his wife, Jessica, have two grown children and four grandchildren, and reside in Riverside.



Timothy White

Chancellor

Timothy P. White, president of the University of Idaho, was named chancellor of the University of California, Riverside by the UC Board of Regents on May 15, 2008. The appointment, made on the recommendation of UC President Robert C. Dynes, took effect in August of 2008.

An immigrant from Argentina who attended all three systems of California public higher education and received his Ph.D. from UC Berkeley, White has three decades of experience in public research universities. He has held faculty appointments at Michigan, UC Berkeley, and Oregon State, where he served as provost and executive vice president, and as president on an interim basis, before joining Idaho as president in August 2004.

White, 58, led the renewal of the University of Idaho as president, placing a focus on strategic planning, diversity, improved communication, multidisciplinary research initiatives and the fostering of a student-centered culture. His academic background is in physiology, kinesiology and human biodynamics, and he is internationally recognized for his work in muscle plasticity, injury, and aging.

White succeeds former UCR Chancellor France A. Córdova, who stepped down last summer to assume the presidency of Purdue University. Robert D. Grey, a University of California veteran who previously served as provost and executive vice chancellor at UC Davis, has been serving the Riverside campus as acting chancellor.

Born in Buenos Aires, White as a child moved with his family first to Canada and then to Northern California. He is a naturalized U.S. citizen. A first-generation college

student, White began his higher education at Diablo Valley Community College. He achieved his B.A. at CSU Fresno; his M.S. at CSU Hayward; and his Ph.D. at UC Berkeley.

Upon completion of his Ph.D., White served as a postdoctoral scholar and then faculty member at the University of Michigan, ultimately serving as chair of the Department of Kinesiology. From 1991 to 1996 he was at UC Berkeley, serving as professor and then chair of the Department of Human Biodynamics. He subsequently joined Oregon State, where he served as dean of the College of Health and Human Sciences. In the early 2000s he served as provost and executive vice president there, and also as president on an interim basis.

The University of Idaho is the state's land-grant and flagship research institution and home to the state's only law school. It enrolls 13,000 students and participates in NCAA Division I athletics.

As president of the institution, White launched a strategic planning effort, streamlined the administrative structure, adopted a comprehensive action plan for diversity and human rights at the university, launched a series of interdisciplinary programs in fields important to the state of Idaho, and improved the institution's fundraising efforts. He also placed an emphasis on building trust with internal and external constituencies and creating a student-centered university with a strong sense of community.

White's family includes his wife, Karen, and four children.



Janet Lucas

Executive Associate AD/Senior Woman Administrator



Janet Lucas
Executive Associate AD
Sr Woman Administrator

UC Riverside hired veteran athletics administrator Janet Lucas as the department's executive associate director of athletics and senior woman administrator on November 1, 2006. She joined the Highlanders from Cal State Northridge, where she worked the previous three years as the senior associate athletics director and senior woman administrator. She was the interim director of athletics at Northridge from August 2005 to August 2006.

Serving as the department's second in command, Lucas assists with providing leadership, direction, and management for UC Riverside's seventeen-sport athletics program. Her responsibilities include supervising fourteen sports; overseeing the internal and day-to-day operations of the athletics department; supervising support service areas including academic services, business operations, compliance, event management, and sports medicine; overseeing the Academic Progress Program; managing the department's athletic scholarship program; serving as the university's senior woman administrator; and serving on various Big West and campus committees and the NCAA Division I Legislative Review and Interpretations Committee.

While at Northridge, Lucas supervised the internal operations of the athletics department, including all sport supervision and support services. She helped guide the department through a period of tremendous change and achievement and worked to enhance the program's visibility and external operations. Accomplishments included the addition of a \$1 million office building for athletics staff and coaches, stabilizing the financial foundation of the department, strengthening the campus integration of the department, and transforming the institution's compliance program.

She previously spent 15 years at James Madison University in Harrisonburg, VA, reaching the position of senior associate director of athletics/senior woman

administrator prior to heading west to Northridge in 2004. Her duties at James Madison included the supervision and evaluation of intercollegiate sport programs and coaching staff members as well as overseeing a comprehensive compliance program, eligibility certification for over 600 athletes, a \$3.2 million athletic scholarship program, and supervising various support service areas. During her tenure, the Athletics Department experienced a 56% increase in scholarship support, an overall operating budget increase of 74%, and the addition of two varsity sports for women. The expansion of athletic facilities included the construction of a softball facility, a men's and women's soccer complex, and a new track facility. Program accomplishments included an NCAA national championship in field hockey and participation in NCAA tournaments for women's basketball (Sweet Sixteen), field hockey (Final Four), football, women's lacrosse (Final Four), men's soccer, and women's soccer (Sweet Sixteen).

Lucas earned her bachelor of science degree from Wake Forest University, graduating with honors in physical education. She received her master of sports administration from Ohio University in 1980 and shortly thereafter began her career in collegiate athletics administration with an internship at Baylor University. She joined the University of Maine in 1981 where she was promoted from assistant athletics business manager and ticket manager to the position of assistant director of athletics for finance and served as the senior woman administrator. Her responsibilities included budget development and supervision, athletic scholarships, ticket operations, and managing the athletic store. During her tenure at Maine, the sports programs qualified for thirteen different NCAA championship tournaments including five appearances in the College World Series.

Dr. Anthony Norman

Faculty Athletics Representative



Dr. Anthony Norman
Faculty Athletics
Representative

In addition to his duties as professor of biochemistry and biomedical sciences at UC Riverside, Dr. Anthony W. Norman serves as the university's faculty athletics representative, the liaison between the campus and the NCAA.

Now the presidential chair and distinguished professor of biochemistry and biomedical sciences, Norman's career at UCR dates back to 1963 when he started at the school as an assistant professor. Since then he has served as chairman of the Department of Biochemistry and as dean of the UCR/UCLA Program in Biomedical Sciences and is internationally recognized for his research achievements in the study of vitamin D.

His research discovered that vitamin D is a steroid hormone. In 1967 his laboratory discovered the active form of vitamin D, namely 1,25-dihydroxyvitamin D3.

A number of drug formulations of hormone D have been prepared by pharmaceutical companies based on the pioneering work done at UCR. Additional research includes studies of molecular endocrinology, signal transduction and biomedical research. Norman has been honored with many awards and has been a visiting faculty member at the Mayo Clinic and Prix Andre Lichtwitz in Paris, France.

Norman received his undergraduate degree from Oberlin College in 1959, where he was a member of the nationally ranked soccer team and captain of the tennis team. He earned his Ph.D. in biochemistry from the University of Wisconsin, Madison, in 1963. Norman resides in Riverside with his wife, Helen Henry, who is also a professor of biochemistry at UCR.

Athletics Administration



Kim Adams
*Assistant
Equipment Manager*



Rosalie Burns
HR Coordinator



Kisha Calbert
*Athletics Academic
Counselor*



Elisha Creighton
Cheer Team Advisor



Mary DiFillippo
Purchasing Coordinator



Joe Erbland
*Assistant AD
Operations*



Mark Espinosa
Assistant Athletic Trainer



Josh Everett
*Strength and Conditioning
Coach*



Doug Everhart
*CHAMPS/Life Skills
Coordinator*



Lorie Grose
*Administrative Assistant
Athletics Director's Office*



Julie Hall
*Associate AD
Development*



Renee Hendershot
Assistant Athletic Trainer



Jessika Hunt
Assistant Athletic Trainer



Lauren Kane
Media Relations Assistant



Melissa Korc
Ticket Sales Manager



Glenda Love
*Associate AD
Business & Finance*



Janet Lucas
*Executive Associate AD
Sr Woman Administrator*

Athletics Administration



John Maxwell
*Assistant AD
Media Relations*



Kevin McCormick
Director of Annual Giving



Mark McGreevy
*Director of Academic
Services*



Stan Morrison
Director of Athletics



Dr. Anthony Norman
*Faculty Athletics
Representative*



Tony Ontiveros
*Assistant AD
Sports Medicine*



Tim Potter
*Assistant AD
Marketing*



Jenna Rasmussen
Assistant Athletic Trainer



Tom Rector
*Head
Equipment Manager*



Dorrie Royce
Financial Analyst



Dio Saucedo
*Athletics Academic
Counselor*



Jason Salyer
*Assistant Strength
& Conditioning Coach*



Michael Scarano
*Associate AD
Compliance*



Darren Zinser
Travel Coordinator

Head Coaches



Junior Gonzalez
*Head Men's Soccer
Coach*



Mark Henry
*Head Women's Tennis
Coach*



Paul Hjulberg
*Head Men's & Women's
Golf Coach*



Ron Larsen
Head Volleyball Coach



John Margaritis
*Head Women's Basketball
Coach*



Connie Miner
Head Softball Coach



Veronica O'Brien
*Head Women's Soccer
Coach*



Irv Ray
*Director of Track & Field/
Cross Country*



Doug Smith
Head Baseball Coach



York Strother
*Head Men's Tennis
Coach*



Jim Wooldridge
*Head Men's Basketball
Coach*

Strength & Conditioning

Josh Everett - Head Strength & Conditioning Coach



Josh Everett
Strength & Conditioning
Coach

Josh Everett joined the UCR Athletics Department in the summer of 2001. Everett came to UCR from UCLA, where he had served as the assistant strength and conditioning coach from 1999 to 2001.

Everett is a certified strength and conditioning specialist through the National Strength and Conditioning Association. He also is certified as a club coach through USA Weightlifting.

Everett was a two-sport athlete as an undergraduate at Ohio Northern, competing in football and track and field. He was a five-time conference champion in hurdle and relay events and earned All-American Outdoor Track & Field honors in the 4x100 relay. He also was the starting running back on the football team.

After graduating with a BA in physical education, he went on to Ohio University to obtain a master's degree in athletic administration while serving as a graduate assistant strength and conditioning coach from August 1998 to June 1999.



Everett is a 1993 graduate of Shawnee High School in Lima, Ohio. While in high school he played three years of varsity football and earned first team all-conference and all-city honors his senior year. He also competed in four years of varsity track and was a state finalist in high hurdles. In his free time, Everett enjoys lifting weights, running, reading and watching movies. He and his wife, Mary, reside in Moreno Valley.

UCR's Plan Of Attack For Building The Athlete


Strength and Conditioning Coach Josh Everett oversees a program designed to help UCR student-athletes reach new heights of physical excellence.

"Great athletes possess great strength, power, and flexibility in the 'core,'" Everett said. "This is where we place most of our emphasis."

The UCR program consists of Olympic lifting, strength lifting, body weight calisthenics, plyometrics, medicine ball throws, agility work, speed work, stretching and tumbling routines, all designed to increase the strength of the 'core' of the body. Workouts are designed to compliment the practice schedule.

"The most important activity an athlete can do to improve at their sport is to work on the skill of the sport," he said. "But there are very few champion athletes today who are physically weak. Strength training is a must to become a standout athlete."

"We attack the weights in the same manner as we attack within the athletics arena," Everett said. "Since most sports are stand up power sports that involve multiple joints and muscle groups, we lift a large percentage of the time on our feet performing free weight, multiple joint/muscle exercises in an explosive fashion. We vary intensities in our training to develop speed, strength, and power. By doing these activities we maximize each athlete's potential and produce winning teams."



Sports Medicine

Tony Ontiveros - Assistant AD, Director of Sports Medicine



Tony Ontiveros
Assistant AD
Sports Medicine



Mark Espinosa
Assistant Athletic Trainer



Jessika Hunt
Assistant Athletic Trainer



Renee Hendershot
Assistant Athletic Trainer



Jenna Rasmussen
Assistant Athletic Trainer

Tony Ontiveros joined the UCR Athletics Department as the head athletic trainer in the summer of 2003. He was appointed to his current position in the fall of 2006.

Ontiveros came to UCR from the San Diego Spirit of the Women's United Soccer Association, where he had served as head athletic trainer since 2001. From 1994 through 2001 he was the assistant athletic trainer at the University of California, San Diego, where he was responsible for the care and prevention of athletic injuries for the Triton's 23 intercollegiate teams.

Ontiveros spent several years providing care for USA's elite athletes working with the United States Olympic Sports Medicine program. He has traveled internationally working with the US National Field Hockey Team, the 1998 World Youth Games in Moscow, Russia, and the 1999

Pan Am Games. In 2000 he was selected to represent the United States as a member of the Paralympics Sports Medicine Staff in Sydney, Australia.

Ontiveros is a member of the American College of Sports Medicine, the United States Olympic Sports Medicine Society and the National College Athletic Trainers Association. He has also served as a clinical instructor for athletic training students since 1999.

The native of San Diego earned his bachelor's of science degree from San Diego State in 1993. He went on to earn a master's of arts degree in physical education with an emphasis in biomechanics and a specialization in athletic training from San Diego State University in 2000. Ontiveros and his wife, Heather, live in Menifee with their daughter, Sophia.

Mark Espinosa joined the UC Riverside Sports Medicine staff in March of 2007. He received his master's degree in kinesiology/athletic training from Indiana in 2004, after completing a bachelor's degree in kinesiology/athletic training at San Diego State in 2003. He also has a degree in psychology from UC Santa Barbara, earned in 1995.

He worked as the graduate assistant athletic trainer for baseball and tennis at Indiana in 2003-04, as the intern athletic trainer for wrestling, judo, and gymnastics at the U.S. Olympic Training Center in Colorado Springs in 2004-05 and as the athletic trainer for the 2005 Taekwondo World Championships in Madrid, Spain. Most recently he worked as the head athletic trainer at Sunnyslope High School in Phoenix during the 2005-06 school year.

Espinosa resides in Riverside His hobbies include running, snowboarding and reading.

Jessika Hunt was named to the UC Riverside Sports Medicine Staff in the summer of 2007. She joined the Highlanders' program after serving three years as the head athletic trainer at Mount St. Mary's in Maryland.

Hunt began her career in Emmitsburg in 2004, overseeing the school's 18 varsity sports and serving as the primary trainer for the men's basketball team. Prior to joining "The Mount," she was co-head athletic trainer at Trinity College in Washington, D.C. While working at the Division III program, Hunt assisted all 10 varsity programs and helped develop and implement strength and conditioning programs for the teams and players.

A 2000 graduate of East Carolina, she also worked in the George Washington athletic training department. She completed her masters in exercise science in 2006 from the California University of PA. Hunt has been a member of the National Athletic Trainers' Association since 1997. During her spare time, she volunteers with the Crisis Center and the Riverside Humane Society. She resides in Riverside.

Renee Hendershot joined the UC Riverside Sports Medicine staff in November of 2008 as an assistant athletic trainer.

Prior to becoming a Highlander, the Ohio native was the Head Athletic Trainer at Centennial High School in Corona, CA from 2007-08 and at Watkins Memorial High School in Pataskala, OH from 2005-07.

Hendershot earned her masters in kinesiology from Cal Baptist and performed her undergraduate work at Ohio State where she earned a bachelor of science in athletic training with a minor in communication. As a member of the Buckeyes family she worked with football, women's tennis, track and field, and cheerleading programs and was a member of the QuizBowl team.

Jenna Rasmussen was named to the UC Riverside Sports Medicine Staff in the summer of 2009 as an assistant athletic trainer.

Silvey came to UCR from Graceland University in Lamoni, IA where she served two years as an assistant athletic trainer for women's volleyball, men's and women's basketball, and track and field, as well as a teaching professional and internship coordinator for the department.

She earned her bachelor of arts degree in physical education and health/athletic training in 2006 at Graceland and went on to become the graduate assistant athletic trainer for women's volleyball from 2006-07 at Indiana State University, where she received her masters of science in athletic training in 2007.

Silvey is a member of the National Athletic Trainers Association and worked at the 2007 NFL Combine Physicals, 2006 NCAA Division I Men's and Women's National Cross Country Championships, and 2005 World Masters Games.

Leadership Opportunities

Golden ARCHES representatives, including Doug Everhart (2nd from right), and SAMs representatives Kristie Martinez (softball, 2nd from left), Valencia Augustine (track & field, 4th from left) and Uchechi Egeonuigwe (track & field, far right) accept Outstanding Affiliate award at The BACCHUS Network's 2006 National Conference in Anaheim, CA.



Balancing athletic commitments with academic commitments, representing ones school and community while finding one's own individual identity, developing chemistry with their teammates while trying to build lasting relationships with other students. These are just a few of the challenges that face student-athletes each and every day throughout their collegiate careers. All this in an attempt to get the most out of their college experience while trying to determine what the future holds for them.

To help them deal with these challenges, student-athletes have three resources to help them throughout their collegiate career: The CHAMPS/Life Skills Program, the Student-Athlete Mentors and the Student-Athlete Advisory Council.

CHAMPS / Lifeskills

UCR has participated in the CHAMPS/Life Skills Program since 1999. The program was developed to help student-athletes succeed in the classroom and community as well as in athletic competition. The five key components of the program are Academic Excellence, Athletic Performance, Personal Development, Career Development, and Community Service. While this program was developed specifically for student-athletes, the materials and resources benefit the entire campus. Programs and workshops are targeted specifically to student-athletes and teams, but most are open to other students as well.

UCR's program is run by CHAMPS/Life Skills Coordinator Doug Everhart, a health educator from the Division of Student Affairs. His expertise is in substance abuse and related health issues, as well as leadership training and development. He has had significant success in developing nationally recognized peer education programs. Under his leadership, UCR's "Golden ARCHES" (Advocating Responsible Choices through Health Education and Support) Peer Education Program has become one of the most respected in the nation. This

expertise and experience has earned him a spot on the NCAA's 12-member CHAMPS/Life Skills Advisory Team, which provides leadership and oversight for the overall program.

The cornerstone of the program is the Educational Speaker Series. This series brings in a number of guest speakers over the course of the school year on topics such as substance abuse, motivation, nutrition, date rape, and eating disorders. Topics are based on current concerns of the individual teams and address issues that can affect the entire campus community.

Each year, participating schools in the CHAMPS/Life Skills Program have the opportunity to send a student-athlete to the NCAA Foundation's Annual Leadership Conference in Orlando, FL. This unique opportunity brings together more than 700 student-athletes, from all sports and all divisions, for an intensive, two-day leadership conference. For more information and updates on the "Golden ARCHES" and CHAMPS/Life Skills programs, visit their websites at: www.arches.ucr.edu or www.lifeskills.ucr.edu.

Student-Athlete Mentors

As one of the three organizations that make up the nationally acclaimed “Golden ARCHES” Peer Education program, the UCR Student-Athlete Mentors (SAMs) are committed to displaying a positive image to fellow athletes by providing help and support through education, awareness, and the promotion of healthy lifestyles. By utilizing comprehensive training and refined leadership skills, these dedicated student-athletes translate their own knowledge and passion into being a powerful influence and resource for their peers. While their primary objective is to prevent harmful situations from occurring, they are also equipped with the skills necessary to recognize areas of concern and to take action by involving the appropriate resources to address the problem.

Through awareness campaigns, educational workshops and speakers and informal interaction with their fellow student-athletes, they combine an ideal mix of education, peer influence, and role modeling to have a positive impact on their peers and the campus community. They have also taken this responsibility into the local community and around the country with active roles in community programming efforts as well as regional and national conferences. It is no coincidence that each UCR participant in the NCAA Foundation’s annual Leadership Conference has taken an active leadership role in the Student-Athlete Mentors program.

The group is open to any student-athlete who wants to take on this leadership role. Members complete an application process that includes a written application and panel interview, which ensures that applicants truly understand and appreciate the commitment and dedication this important role requires.

Student-Athlete Advisory Council

UC Riverside’s Student-Athlete Advisory Council (SAAC) is comprised of student-athletes assembled to provide insight on the student-athlete experience. The SAAC also offers input on the rules, regulations, and policies that affect student-athletes’ lives on NCAA member institution campuses.

An association-wide SAAC was adopted at the 1989 NCAA Convention and was formed primarily to review and offer student-athlete input on NCAA activities and proposed legislation that affected student-athlete welfare. In August 1997, the NCAA federated along divisional lines. The federation caused the SAAC to expand to three SAACs representing NCAA Divisions I, II and III. The mission statement of the National SAAC is “to enhance the total student-athlete experience by promoting opportunity, protecting student-athlete welfare, and fostering a positive student-athlete image.”

NCAA legislation mandates that all member institutions have SAACs on their respective campuses. Further, NCAA legislation requires that all member conferences have SAACs. UC Riverside’s SAAC team consists of two representatives from each sport program. In addition to their normal duties, they have been involved with several charitable events, including Adopt-A-Family at Christmas and the Special Olympics.



As part of the “Get 60” program, UCR student athletes taught physical education to area children



Alcohol Awareness Week helped the campus community learn about alcohol abuse and subjects such as drunk driving.



UCR student-athletes staffed a table in the dining commons during Sexual Responsibility Week.

Student-Athlete Services

Mark McGreevy, Director of Student-Athlete Services

Mark McGreevy returned to UC Riverside in July 2005 as the director of Student-Athlete Services. He had previously spent a two-year stint as director of NCAA compliance and sports information director at Saint Martin's University (WA).

McGreevy first worked at UCR from 2001-2002 as a graduate intern in the Compliance Office while completing his master's of science education with an emphasis on sports leadership degree from Cal Baptist University. From there, he became director of athletics at CEDU High School in Running Springs. McGreevy also coached boys varsity basketball and girls varsity volleyball at CEDU.

McGreevy graduated from Cal State San Bernardino in 1994 with a bachelor's degree in geography. After graduation, he taught at a variety of schools in San Diego, Murrieta Valley, and Lake Elsinore, including an initial two years at CEDU before volunteering for a two-year post with the Lay Mission Helpers of the Catholic Archdiocese of Los Angeles. Stationed in Pago Pago, American Samoa, McGreevy was principal of Marist College Preparatory High School from 1998-2000. Upon his return stateside, McGreevy spent one year in professional baseball as the assistant director of operations for the Triple-A Pacific Coast League.

An active member of the communities in which he has lived, McGreevy is a 2005 Graduate of Leadership in Thurston County, WA and was a presidential appointee to the Diversity and Equity Team at Saint Martin's University. He also served as a mentor to first-generation college students in the Washington Achiever Scholars Program. He is a member of the National Association of Academic Advisors for Athletics.

A native of Riverside and graduate of Notre Dame HS, McGreevy lettered in basketball and track and field in high school. In his spare time, he enjoys spending time with his family, reading, listening to music, exercising, and traveling. He and his wife, Cassy, live in Menifee with their three daughters, Claire, Maggie, and Tess.



Kisha Calbert
Academic Counselor

Kisha Calbert joined the UC Riverside Athletics staff in 2006 as a graduate assistant with Mark McGreevy and the Student-Athlete Services department. She became a full-time member of the staff the following year.

Prior to joining the Highlanders, Calbert spent 11 years as an athletic trainer completing her degree in movement and exercise science at Chapman University in Orange, CA in 1998 and earning her master's degree at Azusa Pacific in 2005.

She is also currently working on her doctorate in sports management with an emphasis in sports medicine through the United States Sports Academy. She continues to work as an

athletic trainer handling those duties for the Foothill Firehawks, a semi-pro football team in the San Gabriel Valley that won the national championship in 2007.

Ultimately, Calbert would like to work in the NFL assisting football players as they finish their collegiate degrees.

She is an active member of the National Association of Academic Advisors in Athletics (N4A) and still has ties to the National Athletic Trainer's Association (NATA).

Calbert lives in San Dimas, CA with her puppy, Jax, and she enjoys watching most sports.



Dio Saucedo
Academic Counselor

Dio Saucedo returned to one of his three alma maters in 2007 when he joined the Highlanders Athletics Department as a student-athlete academic counselor. He received his PhD in 1992 from the UC Riverside School of Education.

Prior to joining the Highlanders' staff, Saucedo served as a guest lecturer at Cal State Fullerton in the education department beginning in 2002. In addition to mentoring Highlanders student athletes, Saucedo is a lecturer in the UCR Education Department where he speaks on healthful living.

The California native received his bachelor of arts in psy-

chology from the University of Redlands in 1979 before earning his masters at the University of Wisconsin at Madison's School of Education the following year.

If education and mentoring today's youth is in Saucedo's heart, it is music that is in his blood. From 1991-2005, he was a percussionist in the George Benson Band. He has also toured and recorded with the likes of Kenny G, Waymen Tisdale and Nell Carter, and appeared on David Lettermen, Arsenio Hall, Tonight Show With Jay Leno and Larry King Live.



Student-athletes at UC Riverside have access to top-of-the-line academic support, including the Academic Fitness Center. The center includes a computer lab (above) featuring 18 desktop computers, printers, as well as a conference table for study sessions. The Academic Fitness Center Study Hall (below) is located right next door and provides a place for individual or group study in peace and quiet. The study hall is also used for team study halls and features whiteboards for group study sessions and team meetings.



How To Become A Highlander

Michael Scarano, Associate AD/Director of Compliance

What do I need to do to play at UCR as a freshman?

If you intend to participate in NCAA Division I or II athletics as a freshman, you must register and be certified by the NCAA Initial-Eligibility Center and the NCAA Amateurism Center. You can register on-line at <https://web1.ncaa.org/eligibilitycenter/common/>. You will need a major credit card to complete the on-line registration. When you are finished, print out the registration form and present it to your high school counselor. They will send the form along with your materials to the NCAA Initial-Eligibility Center for processing. After graduation and before your high school closes for the summer, your high school must send the NCAA Initial-Eligibility Center your final Official transcript that confirms graduation from high school. Your test scores (SAT, ACT) must be sent directly from the testing agency. The NCAA Initial-Eligibility Center no longer accepts test scores from high schools.

How do I know if I am being recruited?

You become a "prospective student-athlete" (PSA) when you start ninth-grade classes. Before the ninth grade, you become a prospective student-athlete if a college gives you (or your relatives or friends) any financial aid or other benefits that the college does not provide to prospective students generally. You become a "recruited prospective student-athlete" at a particular college if any coach approaches you (or any member of your family) about enrolling and participating in athletics at that college. Activities by coaches that cause you to become a recruited prospective student-athlete are: (1) providing you with an official visit; (2) placing more than one telephone call to you or any other member of your family; (3) visiting you or any other member of your family anywhere other than the college campus; or (4) issuing a National Letter of Intent or the institution's written offer of athletically related financial aid to you.

When may coaches talk to me and watch me play?

There are many specific NCAA rules which dictate when a coach may talk to you or watch you play. These rules vary depending on the sport, and the time of year. Often, calls are limited to a certain month, or to certain times every month. To get more information on what these rules are and which ones apply to you, please visit ncaa.org, or contact Michael Scarano at michael.scarano@ucr.edu.

What about making off-campus contact?

A contact is any face-to-face meeting between a college coach or athletics staff member and you or your parents, during which any of you say more than "hello." Also, any such face-to-face meeting that is prearranged or that takes place on your campus, at an organized competition or practice involving you or your high school, preparatory school, two-year college or all-star team shall be considered a contact, regardless of the conversation. Currently in all sports other than football, college coaches may contact you off the college campus no more than three times. However, a college coach may visit your high school (with the approval of your high school principal) only once a week during a contact period.

What are evaluations?

An evaluation is any off-campus activity used to assess your academic qualifications or athletics ability, including a visit to your high school (during which no contact occurs) or watching you practice or compete at any site. Currently in all sports other than football and basketball, a college coach is limited to seven opportunities (contacts and evaluations combined) to recruit you and not more than three of the seven opportunities may be contacts. In basketball, coaches have a limit of five opportunities with which to recruit you (contact and evaluations combined) off the college campus. Not more than three of those five opportunities may be contacts. Once you sign a National Letter of Intent, you may be evaluated an unlimited number of times by a college coach from the college with which you have signed.

When can coaches send me letters and e-mails?

In sports other than men's basketball, a member institution may not provide recruiting materials to a prospect (including general correspondence related to athletics) until September 1 at the beginning of the prospect's junior year in high school. In the sport of men's basketball, an institution may not provide recruiting materials to a prospect (including general correspondence related to athletics) until the conclusion of the prospect's sophomore year in high school.

Are there rules for boosters?

In addition to general recruiting regulations, no alumni, boosters or representatives of a college's athletics interests can be involved in your recruitment. There may be no phone calls or letters from boosters. If a UCR booster is contacting you, please contact the UCR Compliance Office as soon as possible at Michael.scarano@ucr.edu

I have a question that isn't addressed here. Can you answer it?

Of course! If you have any questions, don't hesitate to contact Michael Scarano via e-mail at michael.scarano@ucr.edu. Good luck and go Highlanders!!!



University of California, Riverside

A Place To Shine

UC Riverside began its rich history in 1907 as the Citrus Experiment Station to support the state's emerging citrus industry. It became a campus of the University of California in 1954.

As the 21st century begins, UC Riverside resembles its undergraduate students: energetic and enthusiastic about the quest to innovate the future with distinct opportunities. California has invested millions of dollars in the construction of new buildings at UC Riverside. Within these state-of-the-art structures, discoveries are being made in laboratories and studios, and knowledge is shared in classrooms.

The future also holds great opportunity for UC Riverside to pursue enduring excellence. As the University continues to attract top faculty and students, it is also committed to enhancing programs and resources to maintain the highest academic quality.

UCR Breakdown


Total enrollment Fall 2007	17,187
Undergraduate	14,973
Graduate.....	2,214

Ethnic Breakdown

African American	8.0%
Asian/Asian American.....	35.6%
Chicano/Latino	27.5%
Native American	0.4%
White/Other Caucasian.....	19.9%
Other/Unknown	9.6%

Inside the Numbers

- 5 Schools - The College of Humanities, Arts and Social Sciences; the College of Natural and Agricultural Sciences; the Marlan and Rosemary Bourns College of Engineering; the A. Gary Anderson Graduate School of Management; and the Graduate School of Education.
- 17 State approved credential programs for teaching
- 40 Ph.D. programs
- 44 Masters Programs
- 80 Undergraduate degree majors



Bringing People Together

UCR's Center for California Native Nations, established in 2003, will enhance the relationship between California Indian tribes and the University by fostering programs of crucial importance to the Native populations and facilitating the expansion of knowledge of the diverse cultures in our region. www.americanindian.ucr.edu



The UC Of Strategic Results

Excellence & Opportunity



As a campus of the world-renowned University of California system, UC Riverside researchers explore and advance science in areas as diverse as medicine, the environment, nanotechnology, political and social reform, management, and education. Our artists and scholars expand the realms of literature, art, and performance through creative projects and research.

Forward Thinking

Cutting-edge research in the Bourns College of Engineering includes using spider silk to make hollow silica tubes 25,000 times thinner than a human hair, which can boost the resolution of optical microscopes. Researchers have isolated single neuron cells on an electrode, known as “brain on a chip,” which may help conquer Alzheimer’s disease. The College excels in the development of alternative-fueled engines and vehicles, the conversion of biomass into vehicle fuel, and the study of air pollution.

www.engr.ucr.edu

Teaching Tomorrow’s Teachers

In October 2004, the U.S. Department of Education awarded \$11.5 million, UCR’s second largest grant, to The Graduate School of Education for the development of a science teacher pipeline in a project known as Copernicus. Project partners cover a broad spectrum of education leaders, K-12 teachers, institutions of higher education, parents and the business community. The project’s goals reflect what research says: that the single most important element in the academic achievement of students is the quality of their teachers.

Small Achievements in Big Places

UC Riverside’s Center for Nanoscale Science and Engineering is one of the world leaders in nanotechnology research. Center scientists have garnered accolades for their work on nanoscale electronic devices, spintronic devices, carbon nanotubes, and sensors.

www.cnse.ucr.edu

Collaborative Efforts

The UCR/UCLA Thomas Haider Program in Biomedical Sciences, Riverside County’s only medical program, provides UCR students (including transfer students) exclusive access to 24 medical school seats each year. Students accepted into the UCR/UCLA program complete their first two years of medical school on the UCR campus in an intimate learning community before moving on to UCLA for the final two years and graduation.

www.biomed.ucr.edu

Building From Within

The UCR Institute for Integrative Genome Biology is one of the world’s leading institutes of genomics research, bringing together campus faculty from many academic units to participate in genomics-based discovery. The IIGB provides researchers and students complete access to state-of-the-art tools for advanced studies in genomics, gene expression, proteomics, microscopy, and bioinformatics.

www.genomics.ucr.edu

Expanding Horizons

ALPHA Center, UC Riverside’s outreach to K-12 schools, seeks to increase the low college attendance rate of qualified inland Southern California high-school graduates by training teachers to better master their subjects and by researching how students learn and which teaching methods are most effective. The Center’s programs have reached about 84,000 students, 6,700 teachers and 400 administrators at more than 150 school sites.

www.alphacenter.ucr.edu

A Healthier World

Citrus is synonymous with the Golden State. UC Riverside's Citrus Experiment Station has bred more than 40 new citrus varieties and helped growers fight pests and diseases for the \$850 million per year industry. Due to state and federal programs that quarantine imported citrus plants before they go to growers and nurseries, nearly every orange, lemon, tangerine, and grapefruit found in supermarkets can be genetically traced to UCR. www.citrusvariety.ucr.edu



A Community of Inquiry

Research is the hallmark of UC Riverside. Our professors and researchers seek answers and advance knowledge on a daily basis. Our students are intelligent, inquisitive, and engaged in the activities of discovery. Unlike larger universities, UC Riverside enthusiastically invites undergraduates into the research process. The Office of Research Affairs maintains a database of more than 100 faculty research projects in which undergraduates may participate. Some of our students find opportunities in a more informal fashion by approaching a favorite professor who shares their interests.

Beauty in Motion

UC Riverside's doctoral program in dance history and theory was the first of its kind in the nation. It attracts dancers from all over the world who document and perpetuate the art form. www.dance.ucr.edu/programs/graduate.html

Big Advances in Small Places

The 28,000-square-foot Insectary and Quarantine facility includes California's only research area allowed to house transgenic pollens, plants and insects. The University is at the cutting edge of entomological research in advancing study of exotic pests, evaluating potential natural enemies, and in developing genetically engineered plants and insects. www.entomology.ucr.edu

Remembering the Past

The UCR/California Museum of Photography houses the largest and most complete collection of stereographic images in the world, an echo of the days when binocular-like viewers were part of the family parlor. Now these images are a vital resource for modern three-dimensional technologies, like IMAX films. www.cmp.ucr.edu



The Tomás Rivera Library houses the famed Eaton Collection - the world's largest cataloged collection of science fiction and fantasy magazines.

Inside the UCR libraries

5 libraries - The Tomás Rivera Library, the Science Library, the Music Library, the Media Library, and the newly developed Palm Desert Campus Library.
73 study rooms at Rivera
14,017 electronic journals
175 public computers
2,316 seating spaces
317 electronic databases
28,151 serial subscriptions
1,772,053 microfilms
2,368,843 volumes housed

The UC Of The Future



UC Riverside is a major research university and national center for the humanities, offering students a supportive, collegial learning environment with nationally and internationally recognized faculty dedicated to the highest standards in research, teaching, and public service.

Located on nearly 1,200 acres near the Box Springs Mountains in Southern California, the park-like campus provides convenient access to the vibrant and growing Inland region. This is an ideal setting in which to study, work and live in a community steeped in rich heritage, offering a dynamic mix of arts and entertainment, and an opportunity for quality living.

Majors at UCR

Administrative Studies
African American Studies
Anthropology
Art (Studio)
Art History
Asian American Studies
Asian Studies
Biochemistry
Biological Sciences
Biology
Biomedical Sciences
Botany and Plant Sciences
Business Administration
Business Economics
Chemical Engineering
Chemistry
Chicano Studies
Chicano Bilingual
Bicultural Studies minor
Classical Studies
Comparative Ancient Civilizations
Comparative Literature
Computer Engineering
Computer Science

Creative Writing
Dance
Economics
Electrical Engineering
English
Entomology
Environmental Engineering
Environmental Sciences
Ethnic Studies
Film and Visual Culture
Geosciences
Health Professions
History
Information Systems
International Relations minor
Languages
Latin American Studies
Law and Society
Liberal Studies
Linguistics
Mathematics
Mechanical Engineering
Music
Native American Studies

Neuroscience
Philosophy
Physics
Political Science
Political Science/International Affairs
Political Science/Public Service
Prelaw Studies
Psychology
Religious Studies
Social Relations
Sociology
Spanish
Statistics
Teaching Careers
Theatre
Urban Studies minor
Women's Studies

Life On Campus

On-campus living is an enriching part of the education experience. It allows students to become a part of the college community, providing an environment conducive to academic, as well as social, cultural, and personal growth.

A recent survey showed that students who live in the residence halls during their first year in college achieve a higher level of academic success.

The housing system also features Campus Apartments and Family Housing. Each format, as well as the individual complexes within the formats, exhibits its own unique flavor and advantages. Residential life provides a living environment close to campus, student development, educational, social, cultural and recreational programs, counseling and guidance services; supportive study environments, job and leadership opportunities, as well as wheelchair accessibility and convenient facilities for disabled students.

Students who plan to live in apartments or homes near the campus will find reasonably priced and readily available accommodations. In fact, the University of California Students Association found both on- and off-campus housing to be more affordable at Riverside than at any other University of California campus.



UC Riverside currently guarantees housing for one year for all freshmen and transfer students who comply with housing deadlines and requirements.

Inside UCR Housing

- 3 Number of co-educational Residence Hall communities at UCR: Aberdeen-Inverness (A-I), which houses 900 students, Lothian (1,000 students), and Pentland Hills (1,130 students).
- 25 Percentage of UC Riverside students who live on campus in on-campus housing. This includes 30% of our undergraduate students and 5% of our graduate students.
- 80 Percentage of new freshman and transfer students who live in the residence halls. The first year is critical and the residence halls offer programs to help the new UCR student succeed and excel.
- 75 Percentage of UC Riverside students who live off campus. Of those living off campus, 25 percent commute from their parents' home and 50 percent live within three to five miles of campus.
- 4,520 Total number of undergraduates housed in UCR's Residence Halls.



Riverside, California

A Great Place To Live, Work & Play



Located in the heart of the Inland Empire, the City of Riverside is situated in the Santa Ana River Valley, approximately 60 miles east of Los Angeles and 100 miles north of San Diego. The city offers a rich mix of recreational opportunities and cultural attractions and is also within an hour's drive of Southern California beaches, mountain ski resorts, and desert parks and preserves. The area enjoys a year-round temperate climate and an exceptional quality of life with its diversity, architectural beauty, cultural art museums, quality housing, and wide variety of recreational opportunities.

Riverside is a pleasant oasis in the inland region of Southern California. Its "Mediterranean image" derives from the many examples of fine architecture in the California Mission Revival and Spanish Colonial styles that dot its landscape, including the world famous Mission Inn Hotel in downtown Riverside.

Founded in 1870 by John North and a group of Easterners who wished to establish a colony dedicated to furthering education and culture, Riverside was built on land that was once a Spanish rancho. Investors from England and Canada transplanted traditions and activities adopted by prosperous citizens; the first golf course and polo field in Southern California were built in Riverside.

The first orange trees were planted in 1871, but the citrus industry Riverside is famous for began two years later when Eliza Tibbets received two Brazilian navel orange trees sent to her by a friend at the Department of Ag-

riculture in Washington. The trees thrived in the Southern California climate and the navel orange industry grew rapidly. Within a few years, the successful cultivation of the newly discovered navel orange led to a California Gold Rush of a different kind: the establishment of the citrus industry.

By 1882, there were more than half a million citrus trees in California, almost half of which were in Riverside. The development of refrigerated railroad cars and innovative irrigation systems established Riverside as the wealthiest city per capita by 1895.

Today, the city is a vibrant, culturally diverse center of commerce, finance, industry, and education in the Inland Empire with a population of more than 294,000. It has libraries, art and history museums, theaters, concert venues, a convention center, fine restaurants, quaint shops, modern shopping malls, and a wide variety of sports and other recreation ac-

Living The "SoCal" Life

tivities that make living here comfortable and fun. Its people reflect the same cultural and ethnic diversity found throughout Southern California, giving the city a rich, cosmopolitan feel. The city has over 96,000 trees, prompting the receipt of a Tree City, USA Award. Over 100 City Landmarks, 20 National Register Sites and 2 National Landmarks have been designated by the City Council, all offering enjoyment and education to city residents and visitors.

Riverside County, with a population of over 1.5 million people, borders densely populated Los Angeles, Orange, San Diego, and San Bernardino counties. The county was formed in 1893 from almost 7,200 square miles of fertile river valleys, low deserts, mountains, foothills, and rolling plains, that extend from within 14 miles of the Pacific Ocean to the Colorado River.

Southern California

Since World War II, Southern California has been a "go-to" destination for everyone from vacationers looking for the warm sun and beautiful weather to people looking to chase their dreams in the Golden State.

And what is not to love? From the mountains to the sea, all of Southern California has something to offer to everyone. It features diversity in all things: people, places, recreation and entertainment, academia, art, and neighborhoods.

UC Riverside is located in the "Inland Empire," a region that consists of both Riverside and San Bernardino counties. In recent years it has become one of the fastest growing and most vibrant and diverse areas in the nation. Once home to dairy farms, citrus groves and vineyards, the "IE" stretches some 27,363 square miles from the outskirts of Los Angeles to the Arizona and Nevada borders.

You name it, you can find it here. From the numerous golf courses and spa resorts of Palm Springs, the ski slopes of Big Bear Mountain, the water-skiing havens of Lake Elsinore and Lake Havasu, the Inland Empire is a year-round paradise for outdoor activity lovers. The San Bernardino National Forest and Joshua

Tree National Monuments provide a multitude of wildlife to the region while the Salton Sea is one of the most dynamic ecological studies on the West Coast. And if it isn't in the Inland Empire, it is not far away. Southern California's finest beaches and many exciting destinations are just an hour or so away.



Within about an hours drive of the Inland Empire, you will find a variety of amazing places to visit.

Beverly Hills	Kodak Theater
Big Bear Lake	Lake Havasu City
Big Bear Mountain Ski Resort	Laughlin, NV
California Speedway	Malibu March ARB Museum
Desert Springs Outlets (Cabazon)	Mission Inn Hotel and Resort (above)
Disneyland Resort	Palm Springs Spa and Golf Resorts
Dodger Stadium	Rose Bowl
J. Paul Getty Center and Museum	Route 66
Grauman's Chinese Theater	Santa Monica
Hollywood	Six Flags Magic Mountain
Hollywood Bowl	Raging Waters San Dimas
Hollywood Walk of Fame	Staples Center
Indian Wells Tennis Garden	Temecula Wine Country
Joshua Tree National Forest	Universal Studios Hollywood
Knott's Berry Farm	

Climate

Riverside enjoys a Mediterranean-type climate: warm to hot, rain-less summers and mild winters with light rainfall. For the most part, the city offers dry air with a minimum of fog and rain. Summer daytime highs are frequently more than 90 degrees but evening temperatures drop greatly, ranging from 50 to 65 degrees and are accompanied by cool desert or marine breezes. Low humidity keeps even the hottest summer days from being overly oppressive, especially in comparison with eastern climates.

History of the Highlanders

1954 To Present



1998 To Present



Late 1950s To 1998



1954

When UC Riverside opened in February 1954, it had classrooms, a new Physical Education Building, and a student body eager to inaugurate the new school. What it didn't have, however, was a mascot.

The controversy raged throughout the opening weeks of that inaugural school year as different factions argued over what symbol should represent the newest UC school. Many wanted a bear symbol that could compete with the Bruins of UCLA and the Bears of Berkeley, while others wanted to go in a completely different direction, demonstrating the independence and uniqueness of the school.

A total of 67 nicknames were initially suggested by the student body. The names ran the gamut, from the wild (Bearcats, Rams, Bisons, Badgers, Gorillas) to the uninspired (Rovers, Ramblers, Possums, Chihuahuas, Valencias). There were colorful names (Red Raiders, Golden Eagles, Bluejays, Golden Beavers, Orangemen), names befitting the area's heritage and environment (Caballeros, Friars, Vaqueros, Rattlers, Scorpions, Pioneers) and names that were, frankly, just weird (Aphids, Rocks, Bondsmen).

An election in November 1954 saw none of the proposed six nicknames receive a majority. While "Cubs" was the most popular of the six, many rallied against it because it showed the campus as a "little brother" to schools like UCLA and Cal. A write-in campaign, led by the men's basketball team, was begun for the name "Hylanders," a name suggested by freshman Donna Lewis. The name was changed to its current spelling and won easily. In recognition of her contribution to the university, Lewis received a lifetime pass to all athletic events.

"Highlanders" fit the campus well for several reasons. The Box Springs Mountains, which stand behind the campus, were known as the Highlands. In addition, UCR is the highest elevation campus in the UC System.

The name proved to be a solid compromise. UCR Publicity Director Howard Cook had a friend create an aggressive little bear wearing a kilt for the school's logo, and the campus took on a Scottish flare as buildings were named after Scottish regions. There was a brief uproar in 1988 when the athletics department proposed changing the mascot to a human figure in a kilt, a plan that was quickly scrapped.

But change was inevitable, and it occurred after the 1998 passing of the referendum that approved the move to Division I. Much as they had done years earlier, student-athletes took the lead, approaching the administration and saying that they "didn't want a teddy bear in a dress" to represent them.

The change took time, money and input from New York based SME Design, Inc., a logo development company. Several logos were designed, including the current one with a bear featuring a half-blue face in homage to William Wallace, the Scottish hero and the subject of the movie Braveheart.

Why Blue & Gold?

Every school in the University of California System has some combination of blue and gold as their school colors. The colors were selected for th

landscape, the student cadet uniforms and the number of Yale graduates who were instrumental in the founding and administration of the university. Gold was considered because of California's designation as the Golden State and the color of many native wildflowers, such as the California Golden Poppy. Unable to decide between the two, the committee asked their female classmates to decide. Student Rebekah Bragg Cummings suggested using both colors, and the committee agreed.

Highlander Athletics Association

Making A Difference In The Lives Of Student-Athletes

The Highlander Athletics Association, a volunteer organization of alumni, fans and friends governed by a Board of Directors, is charged with obtaining the necessary resources which will allow our Division I programs to compete and win at the highest level.

Through its annual membership drive and other gift solicitation efforts, the Association raises contributions in support of student-athlete scholarships, athletic facility enhancements, and operational needs. Operating through the UCR Foundation, it is the official athletic fundraising organization recognized by the University.

Campus-based resources, regardless of their abundance, are not sufficient. It is through private support we will fill the void and shrink the margin of difference that defines championship teams.

“Participation and attendance are the most important messages the Highlander Athletics Association can preach; we must broaden the base of support and the alumni and community who are involved in making our teams successful.”

~ Amy S. Harrison '72

**To join this special group of UCR supporters
call the Highlander Athletics Association at 951-827-4292.**



Amy S Harrison '72

*Chair, Highlander Athletics Association
UCR Athletics Hall of Fame Inductee, 1986*



Gary McCord Golf Classic

Riverside's Premier Annual Golf Tournament

Save The Date


Monday, November 2, 2010

Gary has partnered with the Highlander Athletics Association for the last 21 years exemplifying his commitment to education and his alma mater. A member of the Class of '71, Gary was a member of the Highlanders Golf Program for two years and was inducted into the UCR Athletics Hall of Fame in 1988.

The proceeds from this tournament help fund scholarships for over 300 student-athletes that compete for Highlanders athletics.

Media Cheat Sheet


2010 UC Riverside Baseball Team




1 **Bryan Horst** 5-10 180 Sr. INF R/R Riverside, CA Martin Luther King HS
3 **Joey Gonzales** 5-10 185 Sr. OF L/L Riverside, CA Martin Luther King HS
4 **Phil Hollinsworth** 5-10 150 Fr. INF R/R Chino Hills, CA Chino Hills HS
5 **Trent Jemmett** 5-10 175 So. INF R/R San Diego, CA La Jolla HS
6 **Ryan Goetz** 5-11 180 Sr. INF S/R Temple City, CA Bishop Amat HS
8 **Kasey Toven** 5-8 155 Fr. INF L/R Northridge, CA Chatsworth HS



9 **Dan Pellegrino** 5-11 190 Jr. C R/R Poway, CA Poway HS
10 **Trevor Hairgrove** 6-0 175 Jr. INF R/R Highland, CA Redlands East Valley HS
11 **Robert Brantly** 6-2 200 So. C L/R Temecula Valley, CA Chappral HS
14 **Trevor Frank** 6-0 175 Fr. RHP R/R El Cajon, CA Valhalla HS
15 **Tony Nix** 5-11 175 Jr. OF Poway, CA Poway HS
16 **Brian McConkey** 6-1 215 Sr. 1B L/R Santa Maria, CA St. Joseph HS




17 **Mitch Patito** 6-0 185 Fr. RHP R/R Mira Loma, CA Patriot HS
18 **Matt Larkins** 6-1 225 Jr. RHP R/R Corona, CA Temescal Canyon HS
19 **Joie Dunyon** 5-10 180 Fr. RHP R/R Long Beach, CA St. John Bosco HS
21 **Eddie Orozco** 6-4 210 So. RHP R/R Riverside, CA Rubidoux HS
22 **Mike Nesbitt** 6-1 190 Sr. LHP L/R Yorba Linda, CA Esperanza HS
23 **Kevin Dickey** 6-3 185 Sr. RHP R/R Mission Viejo, CA Capistrano Valley HS



Eddie Young 5-10 185 So. INF L/R El Cajon, CA Christian HS
Michael Hur 6-0 180 Sr. OF R/R Stevenson Ranch, CA Valencia HS
Ben Doucette 5-10 180 Fr. LHP L/L El Segundo, CA El Segundo HS
Kyle Boudreau 6-1 220 Fr. 1B L/R Tustin, CA Beckman HS
Donovan Gonzales 6-1 180 Fr. RHP R/R Palms, CA 29 Palms HS



Mark Garcia 5-10 175 Fr. LHP L/L Pomona, CA Damien HS
David Andriese 6-2 205 Fr. OF L/R Redlands, CA Redlands East Valley HS
Derek Speigner 6-1 185 Jr. RHP R/R Gig Harbor, WA Gig Harbor HS
Justin Shults 6-2 190 Jr. 1B L/R Valencia, CA Valencia HS
Dustin Emmons 6-1 205 Jr. RHP R/R La Crescenta, CA Crescenta Valley HS



Matt Andriese 6-2 175 So. RHP R/R Redlands, CA Redlands East Valley HS
Bart Steponovich 6-0 190 RFr. C R/R Columbia, MO Hickman HS
Mike Wolford 6-3 190 Jr. RHP R/R Hemet, CA Hemet HS
Tommy Mackoul 6-3 190 So. LHP L/L San Clemente, CA Capistrano Valley HS
Andrew Mistone 6-1 200 RFr. INF R/R La Verne, CA Bishop Amat HS



Doug Smith Head Coach
Randy Betten Assistant Coach
Nathan Choate Assistant Coach
James McNamara Assistant Coach
Brett Martinez Director of Baseball Ops

The Voices Of The Highlanders

John Ramey and Ghizal Hasan on www.gohighlanders.com

John Ramey returns for his fourth season behind the microphone for UC Riverside. He also serves as voice of the UCR men's basketball team. Ramey joined UCR as voice of the women's basketball team in 2006. Ramey works as a reporter, sports anchor, producer, and senior web editor for KNX 1070 NEWSRADIO in Los Angeles. He also served as the voice of the 2008 Puppy Games on Animal Planet, and has been seen or heard on FOX Sports, CNN's Nancy Grace, and the Dr. Drew Show.

In addition, Ramey works as a musician, singer, and songwriter. He has several independently released recordings and performs throughout Southern California with his act, John and the Orchestra. His other passions include reading, travel, rural Mexico, historical Los Angeles, and vintage motorcycles.

Ghizal Hasan is in his first full season working UCR Baseball games after pinch hitting for John Ramey on several occasions during the 2009 campaign. Hasan has also been the voice of the Highlanders women's basketball team for the past two seasons providing the call of UCR's Big West Tournament Championship Win in March of 2010.

Ghizal has previously called UC Irvine Men's & Women's Basketball, as well as UCLA Football and Basketball on student radio. He also served as color commentator on broadcasts of Mater Dei High School Football and Anaheim Piranhas Arena Football.



2010 Internet Broadcast Schedule

UC Riverside baseball fans will have 36 opportunities this season to listen to the collective Voices of Highlanders Baseball, John Ramey and Ghizal Hasan, call games from the road as well as the friendly confines of the Riverside Sports Complex beginning with the Alumni Game on February 13. The first regular season broadcast of the year is the February 20 home double header against BYU beginning at noon. The first of 13 road games available at gohighlanders.com is the February 23 game at San Diego State (6 pm). A total of 20 Big West Conference games are also on the schedule including road series at Cal State Fullerton and UC Irvine.

Date	Opponent	Time	Date	Opponent	Time
Feb. 13, 2010	Alumni Game	12:00 pm	May 1, 2010	at UC Santa Barbara	1:00 pm
Feb. 20, 2010	BYU	12:00 pm	May 2, 2010	at UC Santa Barbara	1:00 pm
Feb. 22, 2010	Bethune-Cookman	3:00 pm	May 4, 2010	at San Diego	3:00 pm
Feb. 23, 2010	at San Diego State	6:00 pm	May 7, 2010	at Cal State Fullerton	7:00 pm
Feb. 27, 2010	Loyola Marymount	12:00 pm	May 8, 2010	at Cal State Fullerton	6:00 pm
Feb. 28, 2010	at Loyola Marymount	1:00 pm	May 9, 2010	at Cal State Fullerton	1:00 pm
Mar. 2, 2010	San Diego State	6:00 pm	May 14, 2010	Cal State Northridge	6:00 pm
Mar. 9, 2010	at UCLA	6:00 pm	May 15, 2010	Cal State Northridge	6:00 pm
Mar. 21, 2010	San Francisco	1:00 pm	May 16, 2010	Cal State Northridge	1:00 pm
Mar. 23, 2010	at San Diego	3:00 pm	May 21, 2010	at UC Irvine	6:00 pm
Apr. 1, 2010	Cal Poly	6:00 pm	May 22, 2010	at UC Irvine	1:00 pm
Apr. 2, 2010	Cal Poly	6:00 pm	May 23, 2010	at UC Irvine	1:00 pm
Apr. 3, 2010	Cal Poly	1:00 pm	May 28, 2010	UC Davis	6:00 pm
Apr. 13, 2010	UCLA	6:00 pm	May 29, 2010	UC Davis	6:00 pm
Apr. 16, 2010	Long Beach State	6:00 pm	May 30, 2010	UC Davis	1:00 pm
Apr. 17, 2010	Long Beach State	6:00 pm			
Apr. 18, 2010	Long Beach State	2:00 pm			
Apr. 20, 2010	San Diego	6:00 pm			
Apr. 23, 2010	CSU Bakersfield	6:00 pm			
Apr. 24, 2010	CSU Bakersfield	6:00 pm			
Apr. 25, 2010	CSU Bakersfield	2:00 pm			

All times Pacific

Visit www.gohighlanders.com for up-to-date webcast schedules

Riverside Sports Complex



The home of UC Riverside baseball is the Riverside Sports Complex. The RSC is used for all UCR practices and all games, as well as for several high school events and the annual July 4 fireworks.

Located at the corner of Blaine and Rustin Streets, the stadium has a beautiful view of the nearby Box Springs Mountains and seats 2,500 fans. The field was the site of the NCAA Division II College World Series from 1980 to 1984 and was the home of the Riverside Pilots and Riverside Red Wave of the California League.

Several improvements were made during the 2007 season, including a new home team locker room along the left field line, constructed by former Highlander Troy Percival, and a statue of the UCR Bear in concrete near the entrance to the facility.

The stadium features excellent home team locker facilities and has a pair of hitting cages located underneath the grandstands. Dimensions of the field are 330' down the lines, 380' to the alleys and 400' to center field.



40th ANNIVERSARY
BIG WEST



www.gohighlanders.com