

**NEVADA**  
**Bowl Information Guide**  
Saturday, December 15<sup>th</sup> 2012



NEVADA



ARIZONA

**NEVADA**



TM

# TABLE OF CONTENTS

## NEVADA ATHLETICS VISION STATEMENT

University of Nevada Intercollegiate Athletics will foster an environment in which “the team” can be successful through competitive and equitable programs driven by core values.  
(Team is defined as all athletics staff, student-athletes and volunteers.)

### CORE VALUES

As an integral part of the university, “the team” will operate with the highest degree of integrity, fairness and accountability.  
Recruit, develop and retain team members of the highest caliber athletically, academically and socially.  
Develop and maintain programs that compete successfully at the conference, regional and national levels.  
Provide our fans with a safe, enjoyable and quality experience while maintaining the highest level of customer service.  
Promote an environment where diversity and inclusion are respected and celebrated.

Quick Facts.....	3
Media Info.....	4
Staff Directory.....	6
Roster.....	7
Alphabetical.....	8
Numerical.....	10
Pronunciation Guide & Coaches.....	12
Preseason Honors Candidates.....	13
2012 Postseason Honors.....	26
Player Profiles.....	27
Coaching Staff.....	71
Head Coach Chris Ault.....	72
Assistant Coaches.....	75
Support Staff.....	86
2012 Final Statistics.....	87
2012 Game Recaps.....	93
Record Book.....	107
Individual Records.....	108
All-Purpose.....	114
Team Records.....	115
100-Yard Rushers.....	116
300-Yard Passers.....	118
Yearly Statistical Leaders.....	119
History.....	121
All-Time Series.....	122
Year-by-Year.....	130
Historical Honors.....	137
Nevada in College Football Hall of Fame.....	137
All-Americans & Pro Players.....	138
Team Awards.....	139
Postseason History.....	141

### CREDITS

The 2012 Nevada football Media Information Guide was prepared by the Athletics Media Services office with editorial contributions by Chad Hartlety, Rhonda Lundin, Jack Kuestermeyer, and Darron Pinkney in addition to all previous SIDs and student interns of the Nevada Media Services Office.

The Media Information Book was designed by Addie Borgh, using Adobe Indesign CS6 on Mac hardware.

Photography contributions by John Byrne, Byrne Sports Images; and Claudia Ortega Lukas, Jean Dixon, Eric Asistin, David Calvert, Crista Hecht, Jeff Ross, Matt Theilen and Beth Cohen, University of Nevada Marketing.

All text and photo content is property of or licensed to the University of Nevada and Nevada Athletics. These materials can not be reproduced without permission of the Nevada Media Services Office.

### SPECIAL THANKS:

Andrew Merlo; Claudia Ortega-Lukas, and Brandon Stewart, University of Nevada Electronics.



# QUICK FACTS

## GENERAL INFORMATION

Location	Reno, Nev. 89557
Reno/Sparks Population	246,846
Enrollment	18,000
Nickname; School Colors	Wolf Pack; Navy Blue and Silver
Home Stadium (Capacity, Surface)	Mackay (29,993, FieldTurf)
Conference	Mountain West
President	Dr. Marc Johnson
Athletics Director	Cary Groth
<i>Alma Mater, Year</i>	<i>Northern Illinois, 1978 - Master's, 1999</i>
Athletic Dept. Phone	(775) 784-6900
Ticket Office Phone	(775) 348-PACK
Press Box Phone	(775) 784-6545
Athletics Website	www.nevadawolfpack.com

## FOOTBALL INFORMATION

2012 Record	7-5 Overall, 4-4 (5th, MW)
Basic Offense; Defense	Pistol, 4-3
2012 Starters Returning (Off/Def/Kickers)	13 (6/6/1)
2012 Lettermen Returning (Off/Def/Kickers)	31 (15/15/1)
First Year of Football	1896
All-Time Record	524-451-33
Bowl Appearances	13 (eight straight, including 2012 GNMB)
Last Bowl Appearance	2011 Sheraton Hawai'i Bowl

## SUPPORT STAFF

Director of Operations	Dave Brown
Director of Player Personnel	Andy Vaughn
Graduate Assistants:	Mike Bethea, Rickey Thenarse
Director of Strength & Conditioning	Matt Eck
Associate Director of Sports Medicine	Andy Mutnan
Team Physician	Dr. Carol Scott
Equipment Coordinator	Chris Collins
Video Coordinator	Adam Raymond
Football Secretary	Linda Burkhardt
Director of Athletics Ticketing	Amy Engelbert

## MEDIA SERVICES

Assistant AD/Media Services (Football Contact)	
<b>Chad Hartley</b>	hartleyc@unr.edu
Office Phone/FAX	(775) 682-6982/(775) 784-4386
Cell Phone	(775) 229-5513
Mailing Address	Legacy Hall/Mail Stop 232, Reno, NV 89557

## FOOTBALL COACHING STAFF

<b>Head Coach</b>	Chris Ault
<i>Alma Mater, Year</i>	<i>Nevada, 1969; Master's-Nevada, 1973</i>
Record at School/Career (Years)	233-108-1 (28th Year)
Football Office Phone	775-784-6891
Best Time to Contact Ault	Mornings; Contact SID
<b>Assistant Coaches</b>	
	<i>Alma Mater, Year</i>
Associate Head Coach/LBs	Ken Wilson, 19th year
	<i>North Central (Ill.) College, 1986</i>
Defensive Coordinator/Safeties	Mike Bradeson, Ninth Year*
	<i>Boise State, 1981</i>
Special Team Coordinator/RBs	Larry Lewis, First Year
	<i>Boise State, 1981</i>
Offensive Coordinator/QBs	Nick Rolovich, First Year
	<i>Hawai'i, 2005</i>
Wide Receivers	Scott Baumgartner, Ninth Year
	<i>Pacific (Ore.), 1989</i>
Offensive Line	Darren Hiller, First Year
	<i>West Texas A&amp;M, 1995</i>
Defensive Line	Barry Sacks, 11th Year
	<i>Montana, 1980</i>
TEs/Asst. O-Line	James Spady, Third Year
	<i>UTEP, 1995</i>
CBs	James Ward, Fifth Year
	<i>Puget Sound, 1996</i>

\* - Includes previous tenure at Nevada.

## 2012 RESULTS

DATE	OPPONENT (TV)	RESULT, SCORE
Sept. 1	at Cal	W, 31-24
Sept. 8	vs. South Florida	L, 32-31
Sept. 15	vs. Northwestern State	W, 45-34
Sept. 22	at Hawai'i*	W, 69-24
Sept. 29	at Texas State	W, 34-21
Oct. 6	vs. Wyoming*	W, 35-28, OT
Oct. 13	at UNLV*	W, 42-37
Oct. 20	vs. San Diego State*	L, 39-38, OT
Oct. 26	at Air Force*	L, 48-31
Nov. 10	vs. Fresno State*	L, 52-36
Nov. 17	at New Mexico*	W, 31-24
Dec. 1	vs. Boise State*	L, 27-21
Dec. 15	vs. Arizona (ESPN) Gildan New Mexico Bowl	10 a.m.

\* - Mountain West game

## 2011 RESULTS

DATE	OPPONENT (TV)	RESULT, SCORE
Sept 10	at No. 13 Oregon (FX)	L, 69-20
Sept 17	at San Jose State* (WSN)	W, 17-14
Sept 24	at Texas Tech (FCS)	L, 35-34
Oct 1	at No. 4 Boise State (Versus)	L, 30-10
Oct 8	vs. UNLV (PPV)	W, 37-0
Oct 15	vs. New Mexico	W, 49-7
Oct 22	vs. Fresno State* (WSN)	W, 45-38
Oct 29	at New Mexico State (WSN)	W, 48-34
Nov 12	vs. Hawaii* (WSN)	W, 42-28
Nov 19	vs. Louisiana Tech*	L, 24-20
Nov 26	at Utah State* (WSN)	L, 21-17
Dec 3	vs. Idaho* (WSN)	W, 56-3
Dec. 24	vs. Southern Miss (ESPN2) (Sheraton Hawai'i Bowl)	L, 24-17

\* - Mountain West game

# MEDIA INFORMATION

## CREDENTIALS

Requests for season and single-game credentials and parking should be faxed or mailed on official letterhead to the Nevada Media Services Office (fax: 775-784-4386) at least 48 hours prior to the event. Space is limited in many of our venues, so credentials will be issued to full-time, salaried journalists from outlets that cover the University of Nevada regularly and substantially or to representatives who regularly and customarily perform services for that outlet.

Assigned press box seating for credentialed media is limited and priority is granted to media entities that cover the University of Nevada and to visiting media members. Seating will be assigned on the following basis: (1) originating radio and television personnel involved in a live broadcast, (2) daily newspapers, wire services, and regional and national publications, (3) non-originating radio and television personnel, (4) officially recognized student publications and electronic media outlets and (5) non-daily newspapers and other publications.

Due to limited space, credentials will generally not be issued to freelance or amateur writers or photographers without a specific assignment received in writing by the assigning organization. Requests from these individuals will be reviewed on a case-by-case basis and granted on a game-by-game basis when space is available at the discretion of the Nevada Media Services Office.

Credentials are not transferable and should only be used by media members with a legitimate working function. Non-working individuals from a media outlet, children, spouses, friends, etc., will not be permitted in the media areas. Violation of this policy will result in immediate revocation of credentials.

## MEDIA ENTRANCE

Media entrance to the Mackay Stadium press box, located on the second level of the sky building on the West side of the stadium, is made via the elevator on the ground floor at the very back and West side of the sky building or via stairways on the North and South ends of the sky building.

## MEDIA PARKING

Season parking passes will be assigned for media covering the Wolf Pack on a regular basis. Requests for single-game parking for visiting media and visiting teams should be made as early as possible as parking is limited and assigned on a first-come, first-served basis.

Media parking is located in the West Stadium Parking Complex, which is directly west of Mackay Stadium. The garage can be accessed from Virginia Street. Overflow media parking is behind Lombardi Recreation Building (permit required), which can be accessed from Evans Avenue on the east side of campus.

## LUNCHEONS

On Mondays throughout the season (except during weeks when there is no game scheduled), the AAUN hosts a booster and media luncheon at the Peppermill Hotel/Casino, beginning at 11:45 a.m. Coach Ault and selected student-athletes will speak to the attendees and are available for additional interviews after lunch. Lunch is \$17 per person. Check with the Peppermill for specific room assignment.

## MWC TELECONFERENCE

Beginning Aug. 28, the MWC head football coaches will take part in a conference call every Tuesday through Nov. 27, starting at 9:30 a.m. PT. Each coach is allotted 10 minutes with Coach Ault slated for 10:06 a.m. PT. Media wishing to participate should contact the MWC at (719) 488-4051 to obtain the number for the conference call. A replay of the call is also available on Tuesday afternoons.

## GAMEDAY SERVICES

The Paul Stuart Press Box at Mackay Stadium opens to media two hours prior to game time. Updated statistics, media guides, game programs, flip cards and other information will be available in the Mackay Stadium Press Box before the game. In-game statistics will be available to live television and radio throughout the game via stats monitors. Quarter, halftime and final statistics will be available for all media as soon as possible after each period, and final game packets will be distributed and available approximately 15 minutes after the game.

## MEDIA WORK AREAS

The media work room in Cashell Field House is equipped with phone lines and high-speed Internet connections and is also the location for post-game press conferences. The media may work in the press box until one hour following the completion of the game.

A limited number of telephone lines are available in the press box on a first-come, first-served basis and ethernet is available in both locations. Phones are also available in the Cashell media room. Fax services are also available.

## PHOTOGRAPHY

Accredited photographers must shoot from outside the team box area, from the 25 yard-line to the end zone. Photo/TV passes must be displayed by photographers and videographers. Ethernet hook-ups are located on the back wall of the press box.

New in 2012: All field-level photographers must check in with the press box prior to the game receive a gameday arm band to allow for field access. Also, due to NCAA guidelines, no media will be allowed to shoot on the field from beyond the south endzone due to space limitations.

Photography (still and video) of Nevada staff, student-athletes, facilities, etc., is for editorial use only. Any photo depicting a Nevada student-athlete, coach and/or staff member is not allowed to be sold by a media organization or distributed for commercial purposes, under Nevada and NCAA regulations.

## TELEPHONE LINES

Per the radio co-op agreement with the MWC, visiting courtesy phone lines (one POTS and one ISDN) will be provided in the visiting radio booth, located on the north end of the press box on the second floor. Please confirm ISDN arrangements and specifications with Nevada SID Chad Hartley.

## LIVE RADIO

Visiting radio seating is located on the north side of the press box on the second floor. Four seats are available for visiting radio, two in the front row and two in the back.

## LIVE TELEVISION

Every reasonable accommodation will be made for live television broadcasts of Wolf Pack games. Producers are advised to contact the Media Services Office well in advance for credentials, seating, statisticians, camera locations, etc. The main shooting locations for live television are a camera platform at press box level at approximately the 50-yard line, two platforms on the concourse level on the west side of the stadium (20-yard lines) and a platform near the north endzone.

Parking for television production vehicles is located behind the press box on the west side of the stadium. Power sources are located to the south of the elevator. Phone hookups are located to the north of the elevator.

Park and power arrangements should be made through Keith Hackett (772-682-6966).

## MID-WEEK INTERVIEWS

All interview arrangements must be made through the media services office. Nevada student-athletes are generally available for interviews Monday and Tuesday before or after practice. Telephone interview opportunities with student-athletes are very limited and all requests must be made through the media services office. Coaches are available Monday through Thursday, before or after practice. Schedules will vary for weeks when gameday is not on Saturday.

Accredited media may watch practice on Mondays and Tuesdays but practice is closed the remainder of the week. A complete list of policies and protocols for media is available through the Media Services office.

## POSTGAME INTERVIEWS

Following the NCAA's 10-minute cooling-off period, Nevada coach and selected players will be available in the Cashell Fieldhouse media room for post-game interviews. Members of the media services staff will help with Nevada's postgame interview requests at home. Nevada's locker room is closed to the media at all times. All post-game interviews must be conducted in the media room and no on-the-field interviews are allowed except for live television.

Visiting team interviews are generally held outside the visiting team locker room, which is located near the southeast entrance to Mackay Stadium. Contact the visiting SID for the visiting team's policies and procedures. All attempts will be made to provide a quote sheet from the visiting team.

For road games, Nevada's locker room will be closed, but Coach Ault and requested players will be available for interviews outside the visiting locker room or in the designated visiting media interview area.

# MEDIA INFORMATION

## WOLF PACK SPORTS NETWORK

The Wolf Pack Radio Network will carry every minute of Nevada football action again this season, from the opening kickoff until the final seconds tick off the scoreboard in another bowl game.

The Wolf Pack Radio Network is owned and operated by Wolf Pack Sports Properties, a division of Learfield Sports and Seismic Events, manages the marketing, media and promotional rights of the athletics department. In addition to managing rights for more than 40 collegiate properties, Learfield Sports also manages the marketing partnerships for the Black Coaches & Administrators (BCA) and provides exclusive sports programming to more than 1,000 radio stations nationwide.

The broadcast team for football games on the Wolf Pack Radio Network is made up of Ryan Radtke, Chris Vargas, and Don Marchand with former Pack quarterback Tyler Lantrip on the 90-minute pre-game show.

Radtke is in his fourth season as the play-by-play man for the Wolf Pack. He came to Nevada after a decade at the University of Arizona Radio Network, where he handled pre-game, halftime and post-game shows for football and basketball and was also the secondary play-by-play voice for the Wildcats. For the past seven seasons, Radtke has been calling Triple-A baseball. The first three for the Tucson Sidewinders and last year for the same franchise in Reno, the Reno Aces.

Radtke will handle the play-by-play duties for Wolf Pack football and men's basketball. He will also host the weekly coaches' radio shows for those sports.

The analyst for Wolf Pack football games is former standout quarterback Chris Vargas, who is also a member of the Wolf Pack Hall of Fame.

Vargas has been involved with Wolf Pack broadcasts, both on radio and on television for nearly a decade.

Marchand is a familiar voice in Northern Nevada as he's called Wolf Pack games for more than 20 years during his career. He will engineer the football broadcasts in addition to his role as the voice of women's basketball and Wolf Pack baseball. Marchand hosts a daily sports talk show in Reno.

"We are delighted to be able to put together such a talented and experienced broadcast team. Wolf Pack fans will really enjoy the enthusiasm, professionalism and excitement that this team will bring to our radio and television broadcasts," Nevada Senior Associate Athletics Director Rory Hickok said.

Two new radio affiliates KELY 1230 AM (Ely) and KWNA 1400 AM (Winnemucca) have been added to the Wolf Pack Radio Network, providing ample opportunity for fans to catch game action and other related programming over the airwaves. Additional stations already in the Network carrying Wolf Pack Football this year are KUUB 94.5 FM (flagship) and KPLY 630 AM in Reno, as well as KUUB 94.3 FM (Carson City); KELK 1240 AM (Elko); Fox Sports 920 AM (Las Vegas) and KSVL 92.3 FM (Yerington). In addition, Reno's KXTO 1550 AM will air Spanish broadcasts of Wolf Pack home games.

"This is great news for Wolf Pack fans as we're able to broaden our reach and strengthen the Nevada brand in additional markets," said Andy McDowell, general manager for Wolf Pack Sports Properties. "Our goal is to provide Wolf Pack fans throughout the state quality radio programming for their favorite collegiate team, and we're pleased to be able to expand our Network this year."

### MEDIA OUTLETS

#### PRINT

##### Reno Gazette-Journal

Lauren Gustus, Sports Editor  
Chris Murray, Beat Writer  
Dan Hinxman, Columnist  
P.O. Box 22000  
Reno, NV 89520  
Ph: 775.788.6345/Fx: 775.788.6458  
Email: [cmurray@rgj.com](mailto:cmurray@rgj.com);  
[sports@rgj.com](mailto:sports@rgj.com).

##### Nevada Appeal

Sports Editor  
P.O. Box 2288  
Carson City, NV 89702  
Ph: 775.882.2111/800.221.8013  
Email: [dmoody@nevadaappeal.com](mailto:dmoody@nevadaappeal.com)

##### Sagebrush (Student Newspaper)

Sports Editor  
University of Nevada  
MS/058  
Reno, NV 89557  
Ph: 775.784.4033/Fx: 775.784.1955  
Email: [sports@nevadasagebrush.com](mailto:sports@nevadasagebrush.com)

##### Associated Press

Scott Sonner  
One East Liberty, Suite 507  
Reno, NV 89501  
Ph: 775.322.3639/Fx: 775.322.3763  
Email: [ssonner@ap.org](mailto:ssonner@ap.org)

##### SilverAndBlueSports.com

Joe Santoro, Beat Writer  
(775) 842-3131  
[chicagoreno@sbcglobal.net](mailto:chicagoreno@sbcglobal.net)  
**Daily Sparks Tribune**  
Dan Eckles, Sports Editor  
1002 C Street  
Sparks, NV 89431  
Ph. 775.358.8061/Fx: 775.359.3837  
Email: [tribunesports@yahoo.com](mailto:tribunesports@yahoo.com)

##### Lahontan Valley News

Steve Ranson, Sports Editor  
P. O. Box 1297  
Fallon, NV 89407  
Ph: 775.423.604/Fax: 775.423.6041

##### Tahoe Daily News

Sports Editor  
3079 Harrison Avenue  
South Lake Tahoe, CA 96150  
Ph: 530.541.3880/Fax: 530.541.0373

#### RADIO

##### ESPN Radio (630 AM/94.5 FM)

(Flagship)  
Don Marchand, Sports Director  
2900 Sutro Street  
Reno, NV 89512  
Ph: 775.329.9261/Fx: 775.323.1450  
Email: [don@espnradio630.com](mailto:don@espnradio630.com)

##### KOH Radio (780 AM)

Sports Director  
595 E. Plumb Lane  
Reno, NV 89502  
Ph: 775.789.6700/Fx: 775.789.6767

##### KELK Radio (1240 AM)

Sports Director  
P.O. Box 5566  
Elko, NV 89802  
Ph: 775.738.1240

#### TELEVISION

##### KOLO-TV (ABC) Channel 8

Josh Little, Sports Director  
Ben Ross, Weekend Anchor  
P.O. Box 10000  
Reno, NV 89510  
Ph: 775.351.0222/Fx: 775.858.8877  
Email: [josh.little@kolotv.com](mailto:josh.little@kolotv.com)

##### KRNV-TV (NBC) Channel 4

Bryan Samudio, Sports Director  
Julia Lopez, Weekend Anchor  
1790 Vassar Street  
Reno, NV 89510  
Ph: 775.785.1210/Fx: 775.785.1206  
Email: [bsamudio@krnv.com](mailto:bsamudio@krnv.com)

##### KTVN-TV (CBS) Channel 2

Garrett Dearborn, Sports Director  
Ted Brightman, Weekend Anchor  
4295 Energy Way  
Reno, NV 89510  
Ph: 775.861.4229/Fx: 775.861.4246  
Email: [gdearborn@ktvn.com](mailto:gdearborn@ktvn.com)

##### KRFX Fox 11

Roland Glembine  
4920 Brookside Ct.  
Reno, NV 89502  
Ph: 775.856.1100  
Email: [rglembine@inn-news.net](mailto:rglembine@inn-news.net)

##### KAME Channel 21

Steve Cummings, GM  
4920 Brookside Court  
Reno, NV 89502  
(775) 856-1100

##### KNVV-TV (Univision)

Raul Delgado  
300 South Wells, Suite 12  
Reno, NV 89502  
Ph: 775.333.1017/Fx: 775.333.9046



**Chad Hartley**  
Asst. AD/Director  
(775) 682-6982  
[hartleyc@unr.edu](mailto:hartleyc@unr.edu)



**Jack Kuestermeyer**  
Assistant Director  
(775) 682-6984  
[jkuester@unr.edu](mailto:jkuester@unr.edu)



**Darron Pinkney**  
Assistant Director  
(775) 682-6963  
[dpinkney@unr.edu](mailto:dpinkney@unr.edu)



**Ryan Jerz**  
Dir. of Elec. Media  
(775) 682-6953  
[rjerz@unr.edu](mailto:rjerz@unr.edu)



**Addie Borgh**  
Multimedia Specialist  
(775) 682-6914  
[aborgh@unr.edu](mailto:aborgh@unr.edu)



**Nick Saccomanno**  
Graduate Assistant  
(775) 682-6985  
[nsaccomanno@unr.edu](mailto:nsaccomanno@unr.edu)

## NEVADA MEDIA SERVICES

# ATHLETICS STAFF DIRECTORY

## MANAGEMENT TEAM

Fax: 784-4497 | Mail Stop: 232

Cary Groth - Director of Athletics <i>Northern Illinois '78</i>	682-6970
Keith Hackett - Sr. Assoc. AD/Internal Operations <i>Tarkio College '76</i>	682-6966
Rory Hickok - Sr. Assoc. AD/External Operations <i>UC Davis '83</i>	682-6975
John Nunn - Chief Financial Officer <i>Nevada '72</i>	682-6967
Rhonda Lundin - Assoc. AD/Communications <i>Northwestern '96</i>	682-6981
Michael Samuels - Associate AD for Marketing <i>San Deigo State '01</i>	682-6961

## FACULTY ATHLETICS REPRESENTATIVE

Fax: 784-4497 | Mail Stop: 232

Jean Perry - Special Assistant to the President <i>Miami '72</i>	784-3505
---	----------

## ACADEMICS

Fax: 784-8040 | Mail Stop: 0067

Laura Scott - Coordinator, Student-Athlete Affairs <i>Texas Tech</i>	784-6331
James Troxel - Lead Academic Advisor <i>Illinois '02</i>	784-6331
Nikita Amy - Academic Advisor	784-1403
Caitlin Bergman - Academic Advisor	784-3502
Heather Cusick - Graduate Assistant	784-1694
Alina Loder - Administrative Assistant	327-5010

## COMPLIANCE

Fax: 784-6276 | Mail Stop: 264

Maureen Marshall - Director of Compliance Serv. <i>Arizona '03</i>	682-6945
Adam Grams - Compliance Coordinator <i>Nebraska '07</i>	682-9501

## DEVELOPMENT

Fax: 784-4497 | Mail Stop: 232

Rory Hickok - Sr. Assoc. AD/External Operations <i>UC Davis '83</i>	682-6975
Jerry Cail - Director of Development <i>Washington</i>	682-6973
Heather Pennington - Director of Special Events <i>Idaho State '96</i>	682-6965
Tara Hawkins - Director of Annual Giving <i>Northern Illinois '03</i>	682-6973
Jeff Rowe - Annual Giving Coordinator <i>Nevada '06</i>	

## EQUIPMENT

Fax: 327-2329 | Mail Stop: 266

Chris Collins - Director of Equipment <i>Arizona State '02</i>	784-6234
Patrick Screen - Assistant Equipment Manager <i>Appalachian State '10</i>	784-4373

## FACILITIES & OPERATIONS

Fax: 784-4497 | Mail Stop: 232

Keith Hackett - Sr. Assoc. AD/Internal Operations <i>Tarkio College '76</i>	682-6966
Jeff Rabedeaux - Facilities & Events Coordinator	682-6931

## FINANCE

Fax: 784-4497 | Mail Stop: 232

John Nunn - Chief Financial Officer <i>Nevada '72</i>	682-6967
Tina Ruff - Fiscal Coordinator <i>Arizona State '98</i>	682-6940
Debbie Keck - Fiscal Coordinator <i>Nevada '05</i>	682-6941

## MARKETING & PROMOTIONS

Fax: 784-4497 | Mail Stop: 264

Michael Samuels - Associate AD for Marketing <i>San Deigo State '01</i>	682-6961
Holly Aycock - Director of Marketing & Promotions <i>Nevada '91</i>	682-6961
Adam Carp - Coordinator of Involvement/Promotions <i>Nevada '10</i>	682-6943

## MEDIA SERVICES

Fax: 784-4386 | Mail Stop: 232

Chad Hartley - Asst. AD/Media Services <i>Nevada '03</i>	682-6892
Ryan Jerz - Director of Electronic Media <i>Nevada '04</i>	682-6953
Jack Kuestermeyer - Asst. Director of Media Serv. <i>South Dakota '86</i>	682-6984
Darron Pinkney - Asst. Dir. of Media Services <i>CS San Bernardino '06</i>	682-6963
Addie Borgh - Multimedia Specialist <i>Minnesota State-Moorhead '12</i>	682-6914
Nick Saccomanno - Graduate Assistant <i>Nevada '12</i>	682-6954

## SPORTS MEDICINE

Fax: 784-9077 | Mail Stop: 265

Shelly Germann - Director of Sports Medicine <i>North Dakota State '96</i>	784-4070
Andy Mutnan - Assoc. Director of Sports Medicine <i>North Dakota '02</i>	784-3507
Joe McBeth, Asst. Director of Sports Medicine <i>Wisconsin-La Crosse '06</i>	784-3508
Lindsay Adams, Asst. Director of Sports Medicine <i>New Hampshire '05</i>	327-2240
Jay Henke, Asst. Director of Sports Medicine <i>North Dakota State '05</i>	327-2182

## STRENGTH & CONDITIONING

Fax: 784-4460 | Mail Stop: 266

Matt Eck - Director of Strength & Conditioning <i>Kansas State '01</i>	682-8329
Mark Lamoreaux - Asst. Strength & Cond. Coach <i>Humboldt State '03</i>	784-4259
Jeff Bourque - Asst. Strength & Cond. Coach <i>East Central Oklahoma '05</i>	784-6395
Kyle Sammons - Graduate Assistant	327-5739
Cole Nagy - Graduate Assistant	784-6395

## SUPPORT STAFF

Fax: 784-4497 | Mail Stop: 232

Linda Burkhardt - Administrative Assistant	784-6891
K.C. Hotchkiss - Executive Assistant	682-6906
Julie Martinez - Administrative Assistant	784-3500
Andrea Pearson - Assistant to the AD	682-6969
Dick Trachok - Director of Athletics Emeritus <i>Nevada '49</i>	682-6932

## TICKET SALES & OPERATIONS

Fax: 784-4386 | Mail Stop: 232

Amy Engelbert - Director of Ticketing <i>Wisconsin-Stevens Point '98</i>	682-6930
Meredith Montoya - Sales Manager <i>South Carolina '96</i>	682-6905
Adam Hyde - Ticket Office Coordinator <i>Nevada '09</i>	682-6929
Ricardo Ramos - General Manager <i>Springfield College '97</i>	327-5025
Alexa Anderson - Account Executive <i>Nevada '11</i>	327-5001
Gino Pascucci - Account Executive <i>Nevada '10</i>	327-5013
Anthony Scarpino - Account Executive <i>Penn State '12</i>	327-5009
Sam Schauf - Account Executive <i>Penn State '11</i>	327-5013
Rachel Weaver - Account Executive <i>Nevada '12</i>	327-5003

## VIDEO

Fax: 784-6992 | Mail Stop: 266

Adam Raymond - Video Coordinator <i>Syracuse '98</i>	784-6992
---	----------

## WOLF PACK SPORTS PROPERTIES

Fax: 327-2075 | Mail Stop: 232

Andy McDowell - General Manager <i>Fresno State '96</i>	327-2071
Pete Korstad - Account Executive <i>Oregon '04</i>	327-2072
Patrick Bunetta - Sales Coordinator <i>Bowling Green '09</i>	327-2073

## HEAD COACHES

Gary Powers - Baseball <i>Nevada '71</i>	682-6978
David Carter - Basketball <i>St. Mary's '89</i>	682-6949
Jane Albright - Women's Basketball <i>Appalachian State '77</i>	682-6923
Kirk Elias - Cross Country <i>Minnesota '78</i>	682-6912
Chris Ault - Football <i>Nevada '68</i>	784-6891
Jacob Wilner - Men's Golf <i>Coastal Carolina '01</i>	682-6938
Chad Spencer - Women's Golf <i>Fresno State '05</i>	682-6989
Fred Harvey - Rifle <i>U.S. Military Academy</i>	784-6618
Melissa Price - Soccer <i>Maryland '97</i>	682-6935
Matt Meuchel - Softball <i>Arizona State '00</i>	682-6925
Abby Steketee - Swimming & Diving <i>Northwestern '03</i>	682-6915
Erik Burton, Men's Tennis <i>Western New Mexico '97</i>	682-6937
Guillaume Tonelli - Women's Tennis (interim) <i>Nevada '08</i>	682-6939
Shantel Twiggs - Track & Field <i>Northern Iowa '95</i>	682-6913
Ruth Lawanson - Volleyball <i>Fresno State '87</i>	682-6918

All Area Code: 775

Mailing Address:  
University of Nevada Athletics  
1664 N. Virginia Street  
Legacy Hall/MS232  
Reno, NV 89557-0110

**NEVADA**



**WOLF PACK  
ROSTER**

BOZLEB  
MONT LUCKY

**2012**



# ALPHABETICAL ROSTER

No	Name	Pos	Ht	Wt	Yr	Exp	Hometown (Last School)
64	Abe Abdelkarim	OL	6-6	325	Fr.	HS	Allen, Texas (Allen HS)
86	Kolby Arendse	TE	6-3	255	Jr.	1V	Burlington, Wash. (Mt. San Antonio College)
97	Mark Avery	DL	6-4	280	Sr.	3SQ	Stockton, Calif. (Amos Alonzo Stagg HS)
75	Chris Barker	OL	6-4	305	Sr.	3V	Fontana, Calif. (Etiwanda HS)
87	Necho Beard	WR	6-0	205	So.	1V	Moreno Valley, Calif. (Rancho Verde HS)
26	Dray Bell	LB	6-2	230	Sr.	1V	Los Angeles, Calif. (El Camino College)
56	Alex Bertrando	LB	6-2	210	Fr.	HS	Loomis, Calif. (Del Oro HS)
70	Joel Bitonio	OL	6-4	315	Jr.	2V	Long Beach, Calif. (Long Beach Wilson HS)
42	DeAndre Boughton	LB	6-1	225	Sr.	1V	Fresno, Calif. (Fresno City College)
81	Aaron Bradley	WR	6-1	180	So.	1V	Stevenson Ranch, Calif. (Gahr HS)
62	Zach Brickell	OL	6-3	290	RS-Fr.	RS	Fallbrook, Calif. (Fallbrook HS)
20	Kendall Brock	WR	5-8	190	So.	1V	Fresno, Calif. (Clovis West HS)
45	Austin Carrow	TE	6-3	220	Fr.	HS	Novato, Calif. (Novato HS)
10	Reggie Coates	DE	6-1	240	Fr.	HS	Canoga Park, Calif. (Crespi HS)
13	Devin Combs	QB	6-2	215	So.	RS	Oakdale, Calif. (Modesto JC)
80	Dominic Coulter	WR	6-1	225	RS-Fr.	RS	Tustin, Calif. (Tustin HS)
58	Nolan Dambacher	DE	6-3	245	Fr.	HS	Sonora, Calif. (Sonora HS)
36	Danny DeCarlo	LB	6-3	225	Jr.	TR	Marin, Calif. (Santa Rosa CC)
74	Abel De Haro	OL	6-3	300	So.	TR	Canoga Park, Calif. (Los Angeles Valley College)
11	Burton De Koning	LB	6-2	225	RS-Fr.	RS	Folsom, Calif. (Folsom HS)
35	Lorenzo Devers	LB	6-0	230	RS-Fr.	RS	Orange, Calif. (Orange Lutheran HS)
46	Colin Ditsworth	PK	6-0	195	So.	1V	Las Vegas, Nev. (Bishop Gorman HS)
49	Jordan Dobrich	LB	6-2	235	RS-Fr.	RS	Magalia, Calif. (Paradise HS)
88	Chance Early	WR	6-0	175	RS-Fr.	RS	San Diego, Calif. (Cathedral Catholic HS)
17	Cody Fajardo	QB	6-2	205	So.	1V	Brea, Calif. (Servite HS)
71	Salesa Faraimo	OL	6-2	275	Fr.	HS	Sacramento, Calif. (Grant HS)
19	Evan Favors	DB	6-0	185	So.	1V	Elk Grove, Calif. (Monterey Trail HS)
44	Alex Fong	DB	5-10	190	Fr.	HS	Reno, Nev. (North Valleys HS)
29	Arthur Forrest II	DB	6-2	210	Jr.	TR	Chino Hills, Calif. (Citrus College)
99	Sam Foster	DE	6-4	265	Jr.	1V	Esparto, Calif. (Esparto HS)
65	Matt Galas	OL	6-1	280	So.	1SQ	Modesto, Calif. (Central Catholic HS)
22	Travis Gardner	WR	6-0	190	Fr.	HS	Chula Vista, Calif. (Eastlake HS)
24	Charles Garrett	DB	5-11	195	So.	1SQ	Los Angeles, Calif. (Dorsey HS)
47	Jarred Gipson	TE	6-0	235	Fr.	HS	Houston, Texas (Cypress Creek HS)
54	Jeremiah Green	LB	6-2	235	Sr.	1V	Tulare, Calif. (College of Sequoias)
34	Drake Griffin	RB	5-10	200	Fr.	HS	La Habra, Calif. (La Habra HS)
23	Nigel Haikins	DB	5-10	200	Jr.	TR	Concord, Calif. (Diablo Valley College)
32	Nick Hale	RB	5-10	215	Sr.	2V	Valencia, Calif. (College of the Canyons)
63	Aisea Hansen	OL	6-3	325	Fr.	HS	Fontana, Calif. (Kaiser HS)
48	Travis Hansen	LB	6-2	220	Jr.	TR	San Anselmo, Calif. (College of the Siskiyous)
92	Jordan Hanson	DL	6-2	285	So.	1SQ	Los Angeles, Calif. (Loyola HS)
60	Allen Hardison	PK	6-4	210	Sr.	1V	Newport Beach, Calif. (UNLV)
53	Brock Hekking	DE	6-4	260	So.	1V	Vacaville, Calif. (Vacaville HS)
16	Hasaan Henderson	QB	6-5	215	Fr.	HS	Las Vegas, Nev. (Las Vegas HS)
79	Jacob Henry	OL	6-6	265	Fr.	HS	Lemoore, Calif. (Lemoore Union HS)
16	Cody Hollister	WR	6-3	210	Fr.	HS	Bend, Ore. (Mountain View HS)
11	Jacob Hollister	QB	6-3	215	Fr.	HS	Bend, Ore. (Mountain View HS)
85	Randy Horton	TE	6-4	260	So.	RS	Simi Valley, Calif. (College of the Canyons)
90	Tyler Houk	DE	6-4	255	So.	RS	Exeter, Calif. (College of the Sequoias)
83	Joseph Huber	WR	5-11	185	Jr.	2SQ	Las Vegas, Nev. (Bishop Gorman HS)
15	L.J. Jackson	DB	6-0	185	Fr.	HS	Reno, Nev. (Hug HS)
89	Stephen Jeffers	TE	6-3	260	Jr.	1V	Lake Tahoe, Calif. (Bishop Manogue HS)

# ALPHABETICAL ROSTER

No	Name	Pos	Ht	Wt	Yr	Exp	Hometown (Last School)
25	Stefphon Jefferson	RB	5-11	210	Jr.	2V	Visalia, Calif. (El Diamante HS)
8	Marlon Johnson	DB	5-11	205	Sr.	2V	Los Angeles, Calif. (Inglewood HS)
94	Lenny Jones	DE	6-3	250	RS-Fr.	RS	San Leandro, Calif. (San Leandro HS)
18	Bryson Keeton	DB	6-2	190	RS-Fr.	RS	Bakersfield, Calif. (Ridgeview HS)
6	Anthony Knight	RB	6-1	225	RS-Fr.	RS	Boston, Mass. (Lawrence Academy)
28	Bryan Lane Jr.	DB	6-4	210	RS-Fr.	RS	Sacramento, Calif. (Christian Brothers HS)
95	Fred Lavulo	DT	6-1	305	Jr.	TR	Cottonwood, Utah (Cerritos College)
43	Gabe Lee	DB	6-0	195	So.	2SQ	Duvall, Wash. (O'Dea HS)
38	Nate Lytle	RB	5-9	200	So.	2SQ	Reno, Nev. (Bishop Manogue HS)
72	Jeremy Macauley	OL	6-1	290	Fr.	HS	Sparks, Nev. (Reed HS)
25	Alex Mack	DB	5-10	190	Fr.	HS	Las Vegas, Nev. (Centennial HS)
38	Trent Mahler	LB	6-1	205	Fr.	HS	Concord, Calif. (Concord HS)
46	Soni Mailei	DB	6-1	180	RS-Fr.	RS	Ewa Beach, Hawaii (Campbell HS)
39	Nate McLaurin	RB	6-0	200	So.	TR	San Diego, Calif. (Grossmont College)
50	Jonathan McNeal	LB	6-1	230	So.	TR	Los Angeles, Calif. (Santa Monica CC)
78	Jeff Nady	OL	6-7	305	Sr.	2V	Minden, Nev. (Douglas HS)
19	Marquis Newell	WR	6-0	175	Fr.	HS	Sarasota, Fla. (Riverview HS)
26	Nick Palko	WR	6-1	205	RS-Fr.	RS	Reno, Nev. (North Valleys HS)
59	Kyle Papendorf	OL	6-4	285	So.	1SQ	Clovis, Calif. (Buchanan HS)
91	Jake Peppard	DE	6-3	250	So.	RS	La Habra, Calif. (Cerritos College)
77	Alex Pinto	OL	6-3	305	Sr.	3SQ	Wheatland, Calif. (Wheatland HS)
11	Austin Rauh	WR	5-8	175	RS-Fr.	RS	Sparks, Nev. (Spanish Springs HS)
98	Jack Reynoso	DL	6-3	275	Jr.	1V	Loomis Calif. (Del Oro HS)
84	Jay Richardson	WR	5-11	180	Fr.	HS	North Hills, Calif. (Bishop Alemany HS)
66	Kyle Roberts	OL	6-6	305	So.	1SQ	Sparks, Nev. (Reed HS)
14	Tanner Roderick	QB	6-2	200	RS-Fr.	RS	Bozeman, Mont. (Bozeman HS)
51	Albert Rosette	LB	6-2	240	Sr.	3V	Antioch, Calif. (De La Salle HS)
9	Markus Smith	DB	6-1	190	Jr.	TR	Corona, Calif. (Riverside JC)
30	Chris Solomon	RB	6-0	185	Fr.	HS	West Covina, Calif. (West Covina HS)
76	Bryce Spring	OL	6-3	270	Fr.	HS	Carson City, Nev. (Bishop Manogue HS)
33	Xavier Stephens	RB	5-10	230	Fr.	HS	Tulare, Calif. (Tulare Union HS)
32	Devoreaux Stewart	DB	5-10	185	Fr.	HS	Westlake Village, Calif. (Oaks Christian HS)
15	Tyler Stewart	QB	6-4	215	Fr.	HS	Simi Valley, Calif. (Sierra Canyon HS)
44	Zach Sudfeld	TE	6-7	255	Sr.	3V	Modesto, Calif. (Modesto Christian HS)
52	Trevor Taft	LB	6-2	215	RS-Fr.	HS	San Ramon, Calif. (California HS)
57	Connor Talbott	OL	6-3	285	RS-Fr.	RS	Reno, Nev. (Bishop Manogue HS)
37	Chase Tenpenny	P	6-4	255	Jr.	RS	Oskaloosa, Kan. (Ft. Scott CC)
34	Ty Thompson	DB	6-2	205	Sr.	1V	Shafter, Calif. (Bakersfield College)
73	Sebastian Tretola	OL	6-5	305	RS-Fr.	RS	Cajon, Calif. (Cajon HS)
12	Richy Turner	WR	5-11	180	So.	TR	Long Beach, Calif. (Fullerton College)
48	Cody Tuttle	TE	6-3	220	Fr.	HS	Newbury Park, Calif. (Westlake HS)
31	Randy Uzoma	DB	6-1	200	Fr.	HS	Canoga Park, Calif. (Canoga Park HS)
82	Parker Vail	WR	6-2	215	So.	1SQ	Del Mar, Calif. (Maryland)
30	Zach Vallejo	LB	6-2	225	Jr.	TR	Grass Valley, Calif. (Yuba College)
40	Josh Wiley	LB	6-1	235	Jr.	TR	Covina, Calif. (Citrus College)
5	Duke Williams	DB	6-1	200	Sr.	3V	Reno, Nev. (Hug HS)
96	Tyler Wilson	LS	5-11	225	Fr.	HS	Sparks, Nev. (Spanish Springs HS)
4	Brandon Wimberly	WR	6-3	215	Sr.	2V	Los Angeles, Calif. (Gardena HS)
45	Cortez Woods	DE	6-3	255	Jr.	TR	Roseville, Calif. (American River College)
2	Khalid Wooten	DB	6-0	200	Sr.	3V	Rialto, Calif. (Carter HS)
55	Rykeem Yates	DL	6-2	270	RS-Fr.	RS	Fresno, Calif. (Edison HS)

# NUMERICAL ROSTER

No	Name	Pos	Ht	Wt	Yr	Exp	Hometown (Last School)
2	Khalid Wooten	DB	6-0	200	Sr.	3V	Rialto, Calif. (Carter HS)
4	Brandon Wimberly	WR	6-3	215	Sr.	2V	Los Angeles, Calif. (Gardena HS)
5	Duke Williams	DB	6-1	200	Sr.	3V	Reno, Nev. (Hug HS)
6	Anthony Knight	RB	6-1	225	RS-Fr.	RS	Boston, Mass. (Lawrence Academy)
8	Marlon Johnson	DB	5-11	205	Sr.	2V	Los Angeles, Calif. (Inglewood HS)
9	Markus Smith	DB	6-1	190	Jr.	TR	Corona, Calif. (Riverside JC)
10	Reggie Coates	DE	6-1	240	Fr.	HS	Canoga Park, Calif. (Crespi HS)
11	Burton De Koning	LB	6-2	225	RS-Fr.	RS	Folsom, Calif. (Folsom HS)
11	Jacob Hollister	QB	6-3	215	Fr.	HS	Bend, Ore. (Mountain View HS)
11	Austin Rauh	WR	5-8	175	RS-Fr.	RS	Sparks, Nev. (Spanish Springs HS)
12	Richy Turner	WR	5-11	180	So.	TR	Long Beach, Calif. (Fullerton College)
13	Devin Combs	QB	6-2	215	So.	RS	Oakdale, Calif. (Modesto JC)
14	Tanner Roderick	QB	6-2	200	RS-Fr.	RS	Bozeman, Mont. (Bozeman HS)
15	L.J. Jackson	DB	6-0	185	Fr.	HS	Reno, Nev. (Hug HS)
15	Tyler Stewart	QB	6-4	215	Fr.	HS	Simi Valley, Calif. (Sierra Canyon HS)
16	Hasaan Henderson	QB	6-5	215	Fr.	HS	Las Vegas, Nev. (Las Vegas HS)
16	Cody Hollister	WR	6-3	210	Fr.	HS	Bend, Ore. (Mountain View HS)
17	Cody Fajardo	QB	6-2	205	So.	1V	Brea, Calif. (Servite HS)
18	Bryson Keeton	DB	6-2	190	RS-Fr.	RS	Bakersfield, Calif. (Ridgeview HS)
19	Evan Favors	DB	6-0	185	So.	1V	Elk Grove, Calif. (Monterey Trail HS)
19	Marquis Newell	WR	6-0	175	Fr.	HS	Sarasota, Fla. (Riverview HS)
20	Kendall Brock	WR	5-8	190	So.	1V	Fresno, Calif. (Clovis West HS)
22	Travis Gardner	WR	6-0	190	Fr.	HS	Chula Vista, Calif. (Eastlake HS)
23	Nigel Haikins	DB	5-10	200	Jr.	TR	Concord, Calif. (Diablo Valley College)
24	Charles Garrett	DB	5-11	195	So.	1SQ	Los Angeles, Calif. (Dorsey HS)
25	Stefphon Jefferson	RB	5-11	210	Jr.	2V	Visalia, Calif. (El Diamante HS)
25	Alex Mack	DB	5-10	190	Fr.	HS	Las Vegas, Nev. (Centennial HS)
26	Dray Bell	LB	6-2	230	Sr.	1V	Los Angeles, Calif. (El Camino College)
26	Nick Palko	WR	6-1	205	RS-Fr.	RS	Reno, Nev. (North Valleys HS)
28	Bryan Lane Jr.	DB	6-4	210	RS-Fr.	RS	Sacramento, Calif. (Christian Brothers HS)
29	Arthur Forrest II	DB	6-2	210	Jr.	TR	Chino Hills, Calif. (Citrus College)
30	Chris Solomon	RB	6-0	185	Fr.	HS	West Covina, Calif. (West Covina HS)
30	Zach Vallejo	LB	6-2	225	Jr.	TR	Grass Valley, Calif. (Yuba College)
31	Randy Uzoma	WR	6-1	200	Fr.	HS	Canoga Park, Calif. (Canoga Park HS)
32	Nick Hale	RB	5-10	215	Sr.	2V	Valencia, Calif. (College of the Canyons)
32	Devoreaux Stewart	DB	5-10	185	Fr.	HS	Westlake Village, Calif. (Oaks Christian HS)
33	Xavier Stephens	RB	5-10	230	Fr.	HS	Tulare, Calif. (Tulare Union HS)
34	Drake Griffin	RB	5-10	200	Fr.	HS	La Habra, Calif. (La Habra HS)
34	Ty Thompson	DB	6-2	205	Sr.	1V	Shafter, Calif. (Bakersfield College)
35	Lorenzo Devers	LB	6-0	230	RS-Fr.	RS	Orange, Calif. (Orange Lutheran HS)
36	Danny DeCarlo	LB	6-3	225	Jr.	TR	Marin, Calif. (Santa Rosa CC)
37	Chase Tenpenny	P	6-4	255	Jr.	RS	Oskaloosa, Kan. (Ft. Scott CC)
38	Nate Lytle	RB	5-9	200	So.	2SQ	Reno, Nev. (Bishop Manogue HS)
38	Trent Mahler	LB	6-1	205	Fr.	HS	Concord, Calif. (Concord HS)
39	Nate McLaurin	RB	6-0	200	So.	TR	San Diego, Calif. (Grossmont College)
40	Josh Wiley	LB	6-1	235	Jr.	TR	Covina, Calif. (Citrus College)
42	DeAndre Boughton	LB	6-1	225	Sr.	1V	Fresno, Calif. (Fresno City College)
43	Gabe Lee	DB	6-0	195	So.	2SQ	Duvall, Wash. (O'Dea HS)
44	Alex Fong	DB	5-10	190	Fr.	HS	Reno, Nev. (North Valleys HS)
44	Zach Sudfeld	TE	6-7	255	Sr.	3V	Modesto, Calif. (Modesto Christian HS)
45	Austin Carrow	TE	6-3	220	Fr.	HS	Novato, Calif. (Novato HS)
45	Cortez Woods	DE	6-3	255	Jr.	TR	Roseville, Calif. (American River College)

# NUMERICAL ROSTER

No	Name	Pos	Ht	Wt	Yr	Exp	Hometown (Last School)
46	Colin Ditsworth	PK	6-0	195	So.	1V	Las Vegas, Nev. (Bishop Gorman HS)
46	Soni Mailei	DB	6-1	180	RS-Fr.	RS	Ewa Beach, Hawaii (Campbell HS)
47	Jarred Gipson	TE	6-0	235	Fr.	HS	Houston, Texas (Cypress Creek HS)
48	Travis Hansen	LB	6-2	220	Jr.	TR	San Anselmo, Calif. (College of the Siskiyous)
48	Cody Tuttle	TE	6-3	220	Fr.	HS	Newbury Park, Calif. (Westlake HS)
49	Jordan Dobrich	LB	6-2	235	RS-Fr.	RS	Magalia, Calif. (Paradise HS)
50	Jonathan McNeal	LB	6-1	230	So.	TR	Los Angeles, Calif. (Santa Monica CC)
51	Albert Rosette	LB	6-2	240	Sr.	3V	Antioch, Calif. (De La Salle HS)
52	Trevor Taft	LB	6-2	215	RS-Fr.	HS	San Ramon, Calif. (California HS)
53	Brock Hekking	DE	6-4	260	So.	1V	Vacaville, Calif. (Vacaville HS)
54	Jeremiah Green	LB	6-2	235	Sr.	1V	Tulare, Calif. (College of Sequoias)
55	Rykeem Yates	DL	6-2	270	RS-Fr.	RS	Fresno, Calif. (Edison HS)
56	Alex Bertrando	LB	6-2	210	Fr.	HS	Loomis, Calif. (Del Oro HS)
57	Connor Talbott	OL	6-3	285	RS-Fr.	RS	Reno, Nev. (Bishop Manogue HS)
58	Nolan Dambacher	DE	6-3	245	Fr.	HS	Sonora, Calif. (Sonora HS)
59	Kyle Papendorf	OL	6-4	285	So.	1SQ	Clovis, Calif. (Buchanan HS)
60	Allen Hardison	PK	6-4	210	Sr.	1V	Newport Beach, Calif. (UNLV)
62	Zach Brickell	OL	6-3	290	RS-Fr.	RS	Fallbrook, Calif. (Fallbrook HS)
63	Aisea Hansen	OL	6-3	325	Fr.	HS	Fontana, Calif. (Kaiser HS)
64	Abe Abdelkarim	OL	6-6	325	Fr.	HS	Allen, Texas (Allen HS)
65	Matt Galas	OL	6-1	280	So.	1SQ	Modesto, Calif. (Central Catholic HS)
66	Kyle Roberts	OL	6-6	305	So.	1SQ	Sparks, Nev. (Reed HS)
70	Joel Bitonio	OL	6-4	315	Jr.	2V	Long Beach, Calif. (Long Beach Wilson HS)
71	Salesa Faraimo	OL	6-2	275	Fr.	HS	Sacramento, Calif. (Grant HS)
72	Jeremy Macauley	OL	6-1	290	Fr.	HS	Sparks, Nev. (Reed HS)
73	Sebastian Tretola	OL	6-5	305	RS-Fr.	RS	Cajon, Calif. (Cajon HS)
74	Abel De Haro	OL	6-3	300	So.	TR	Canoga Park, Calif. (Los Angeles Valley College)
75	Chris Barker	OL	6-4	305	Sr.	3V	Fontana, Calif. (Etiwanda HS)
76	Bryce Spring	OL	6-3	270	Fr.	HS	Carson City, Nev. (Bishop Manogue HS)
77	Alex Pinto	OL	6-3	305	Sr.	3SQ	Wheatland, Calif. (Wheatland HS)
78	Jeff Nady	OL	6-7	305	Sr.	2V	Minden, Nev. (Douglas HS)
79	Jacob Henry	OL	6-6	265	Fr.	HS	Lemoore, Calif. (Lemoore Union HS)
80	Dominic Coulter	WR	6-1	225	RS-Fr.	RS	Tustin, Calif. (Tustin HS)
81	Aaron Bradley	WR	6-1	180	So.	1V	Stevenson Ranch, Calif. (Gahr HS)
82	Parker Vail	WR	6-2	215	So.	1SQ	Del Mar, Calif. (Maryland)
83	Joseph Huber	WR	5-11	185	Jr.	2SQ	Las Vegas, Nev. (Bishop Gorman HS)
84	Jay Richardson	WR	5-11	180	Fr.	HS	North Hills, Calif. (Bishop Alemany HS)
85	Randy Horton	TE	6-4	260	So.	RS	Simi Valley, Calif. (College of the Canyons)
86	Kolby Arendse	TE	6-3	255	Jr.	1V	Burlington, Wash. (Mt. San Antonio College)
87	Necho Beard	WR	6-0	205	So.	1V	Moreno Valley, Calif. (Rancho Verde HS)
88	Chance Early	WR	6-0	175	RS-Fr.	RS	San Diego, Calif. (Cathedral Catholic HS)
89	Stephen Jeffers	TE	6-3	260	Jr.	1V	Lake Tahoe, Calif. (Bishop Manogue HS)
90	Tyler Houk	DE	6-4	255	So.	RS	Exeter, Calif. (College of the Sequoias)
91	Jake Peppard	DE	6-3	250	So.	RS	La Habra, Calif. (Cerritos College)
92	Jordan Hanson	DL	6-2	285	So.	1SQ	Los Angeles, Calif. (Loyola HS)
94	Lenny Jones	DE	6-3	250	RS-Fr.	RS	San Leandro, Calif. (San Leandro HS)
95	Fred Lavulo	DT	6-1	305	Jr.	TR	Cottonwood, Utah (Cerritos College)
96	Tyler Wilson	LS	5-11	225	Fr.	HS	Sparks, Nev. (Spanish Springs HS)
97	Mark Avery	DL	6-4	280	Sr.	3SQ	Stockton, Calif. (Amos Alonzo Stagg HS)
98	Jack Reynoso	DL	6-3	275	Jr.	1V	Loomis Calif. (Del Oro HS)
99	Sam Foster	DE	6-4	265	Jr.	1V	Esparto, Calif. (Esparto HS)

# COACHES AND PRONUNCIATION

**CHRIS AULT**  
**KEN WILSON**  
**MIKE BRADESON**  
**LARRY LEWIS**  
**NICK ROLOVICH**  
**SCOTT BAUMGARTNER**  
**DARREN HILLER**  
**BARRY SACKS**  
**JAMES SPADY**  
**JAMES WARD**

**HEAD COACH**  
**ASSOCIATE HEAD COACH - DEFENSIVE ENDS**  
**DEFENSIVE COORDINATOR - SAFETIES**  
**SPECIAL TEAMS COORDINATOR - RUNNING BACKS**  
**OFFENSIVE COORDINATOR - QUARTERBACKS**  
**WIDE RECEIVERS**  
**OFFENSIVE LINE**  
**DEFENSIVE TACKLES**  
**TIGHT ENDS/ASSTISTANT OFFENSIVE LINE**  
**CORNERBACKS**

**28<sup>TH</sup> SEASON**  
**19<sup>TH</sup> SEASON**  
**9<sup>TH</sup> SEASON**  
**1<sup>ST</sup> SEASON**  
**1<sup>ST</sup> SEASON**  
**9<sup>TH</sup> SEASON**  
**1<sup>ST</sup> SEASON**  
**11<sup>TH</sup> SEASON**  
**3<sup>RD</sup> SEASON**  
**5<sup>TH</sup> SEASON**

**ANDY VAUGHN**  
**DAVE BROWN**  
**MIKE BETHEA**  
**RICKEY THENARSE**  
**COLIN FRY**  
**PETE BROWN**

**DIRECTOR OF PLAYER PERSONNEL**  
**DIRECTOR OF OPERATIONS**  
**GRADUATE ASSISTANT**  
**GRADUATE ASSISTANT**  
**DEFENSIVE INTERN**  
**OFFENSIVE INTERN**

**1<sup>ST</sup> SEASON**  
**2<sup>ND</sup> SEASON\***  
**2<sup>ND</sup> SEASON**  
**1<sup>ST</sup> SEASON**  
**2<sup>ND</sup> SEASON**  
**1<sup>ST</sup> SEASON**

\* -- SECOND SEASON BACK AT NEVADA AFTER PREVIOUS TENURE

## 2012 NEVADA FOOTBALL PRONUNCIATIONS

**Nevada**  
**Mackay Stadium**

neh-VA-duh (NOT: Neh-VAH-duh; and NOT: UNR or Nevada-Reno)  
 MACK-ee

**Abe Abdelkarim**  
**Kolby Arendse**  
**Necho Beard**  
**Alex Bertrando**  
**Joel Bitonio**  
**DeAndre Boughton**  
**Mike Bradeson**  
**Zach Brickell**  
**Nolan Dambacher**  
**Burton De Koning**  
**Lorenzo Devers**  
**Jordan Dobrich**  
**Salesa Faraimo**  
**Cody Fajardo**  
**Matt Galas**  
**Brian Guending**  
**Nigel Haikins**  
**Aisesa Hansen**  
**Stephen Jeffers**  
**Stefphon Jefferson**  
**Nathan Lytle**  
**Soni Mailei**  
**Jeff Nady**  
**Kyle Papendorf**  
**Jake Peppard**  
**Brent Roling**  
**Austin Rauh**  
**Albert Rosette**  
**Randy Uzoma**  
**Sebastian Tretola**  
**Khalid Wooten**  
**Rykeem Yates**

ab-DELL-kuh-reem  
 Ah-REND-see  
 NEE-ko  
 Burr-TRAHN-doe  
 Bit-TONE-ee-oh  
 BOW-ton  
 BRAD-uh-sun  
 Brick-KELL  
 DOM-bock-er  
 Duh CONE-ing  
 DEE-vers  
 DOUGH-brich  
 Suh-LESS-uh Fuh-RAME-oh  
 Fuh-JAR-doe  
 GAL-us  
 GWIND-ling  
 HAY-kins  
 Isaiah  
 Steven  
 Steff-FONN  
 LIE-tull  
 Sony MY-lay  
 Nay-DEE  
 PAP-en-dorf  
 Pep-PARD  
 ROLL-ing  
 Last name rhymes with "wow"  
 Row-SET-ee  
 you-ZOMA  
 Truh-TOLL-uh  
 Kuh-LEED WOOT-un  
 Ruh-KEEM

**NEVADA**



**PRESEASON  
HONORS  
CANDIDATES**

CANDIDATES  
HONORS?

**2012**

# PRESEASON HONORS CANDIDATES



## CHRIS BARKER

### #75

SENIOR  
OFFENSIVE LINE

6' 4"

305 LBS.

FONTANA, CALIF. (ETIWANDA HS)

### Nevada

**2012:** Has been named to the Watch Lists for the Outland Trophy and the Lombardi Award ... Was named to the Preseason All-Mountain West Team ... Has started all 40 games of his collegiate career ... Along with tackle Jeff Nady, forms one of the most dominant guard-tackle combinations on the West Coast ... Named to Preseason All-MW First Team by College Football Madness ... Named to Preseason All-MW Team by the Blue Ribbon College Football Yearbook ... Named to Preseason All-MW First Team by the Athlon Sports ... Named to Preseason All-MW First Team by Phil Steele ... Named to Preseason All-MW First Team by Lindy's.

**2011:** Earned first-team All-WAC honors as he has firmly established himself as one of the top linemen in the conference ... Started all 12 games during the regular season plus the bowl game and has now started all 40 games of his collegiate career ... Earned three Basalite Big Blocker Awards for his dominating play against San Jose State, New Mexico State and Hawaii ... Was also the team's co-offensive player of the week after the win against New Mexico State ... Was the anchor on an offensive line that paved the way for the fifth-best offense in the nation ... Was voted a team captain by his teammates, marking a rare time in which a junior is voted captain at Nevada ... Was named to the preseason All-WAC team by Blue Ribbon College Football Yearbook ... Named preseason first-team All-WAC by Athlon Sports ... Named preseason first-team All-WAC by Phil Steele ... Named preseason first-team All-WAC by Lindy's ... Named preseason first-team All-WAC by The Sporting News ... Named preseason first-team All-WAC by CBSsports.com.

**2010:** Earned second-team All-WAC honors after a strong sophomore campaign ... Solidified his position as one of the best young linemen on the West Coast ... Earned four Basalite Big Blocker Awards during the season ... Was a dominant presence on an offensive front that led the way for one of the nation's top offenses.

**2009:** Made first collegiate start at Notre Dame and went on to start all 12 regular season games and the bowl game for "The Union" ... Named by Phil Steele Publications to the third team of the All-Freshman Team nationally ... Earned his first career Basalite Big Blocker award for his play in a victory at Utah State.

**2008:** Redshirted his first season at Nevada.

### High School

A graduate of Etiwanda (Calif.) High School ... Was a three-year letterman in football for coach Steve Bryce ... Helped team to a Baseline League championship as a senior in 2007 ... Was named the school's athlete of the year ... Earned first-team all-league honors as an offensive and defensive lineman ... Also named first-team All-CIF, All-Inland Valley and All-County.

### Personal

Born Christian Anthony Barker on Aug. 3, 1990 in Covina, Calif. ... Son of Shatana Barker and Anthony Barker ... Has two older sisters, Diamond and Tashawna ... Majoring in criminal justice ... Cousin Richette Jones plays football at Oklahoma State ... Cousin Manuel Wright played football at USC ... Picked Nevada because of the program and location ... Was also recruited by Oregon State and Utah State ... Lists sports heroes as Kimbo Slice and Kobe Bryant ... Enjoys working out in his free time.



# PRESEASON HONORS CANDIDATES



## TACKLES

	G	UA	A	TOTAL	TFL	YDS	PD	FF	FR	BLKD
2010	14	14	9	23	1.0	2	0	0	1	0
<b>TOTAL</b>	<b>14</b>	<b>14</b>	<b>9</b>	<b>23</b>	<b>1.0</b>	<b>2</b>	<b>0</b>	<b>0</b>	<b>1</b>	<b>0</b>

## CAREER STATISTICS

# DEANDRE BOUGHTON #42

SENIOR

LINEBACKER

6' 1"

225 LBS.

FRESNO, CALIF. (FRESNO CITY COLLEGE)

### Nevada

2012: Is expected to be a force in the linebacking corps after missing all of 2011 with a leg injury ... Should lock down a starting position at one of the outside linebacker positions.

2011: Redshirted after suffering a leg injury prior to fall camp.

2010: Enrolled at Nevada in the spring semester and went through spring drills with the Pack ... Played in all 14 games as a key reserve in the linebacking corps and as a valuable member of special teams ... Set a career high with five tackles against Colorado State, including one for a loss ... Matched the career high with five against New Mexico State ... Recovered a fumble against Idaho.

### Junior College

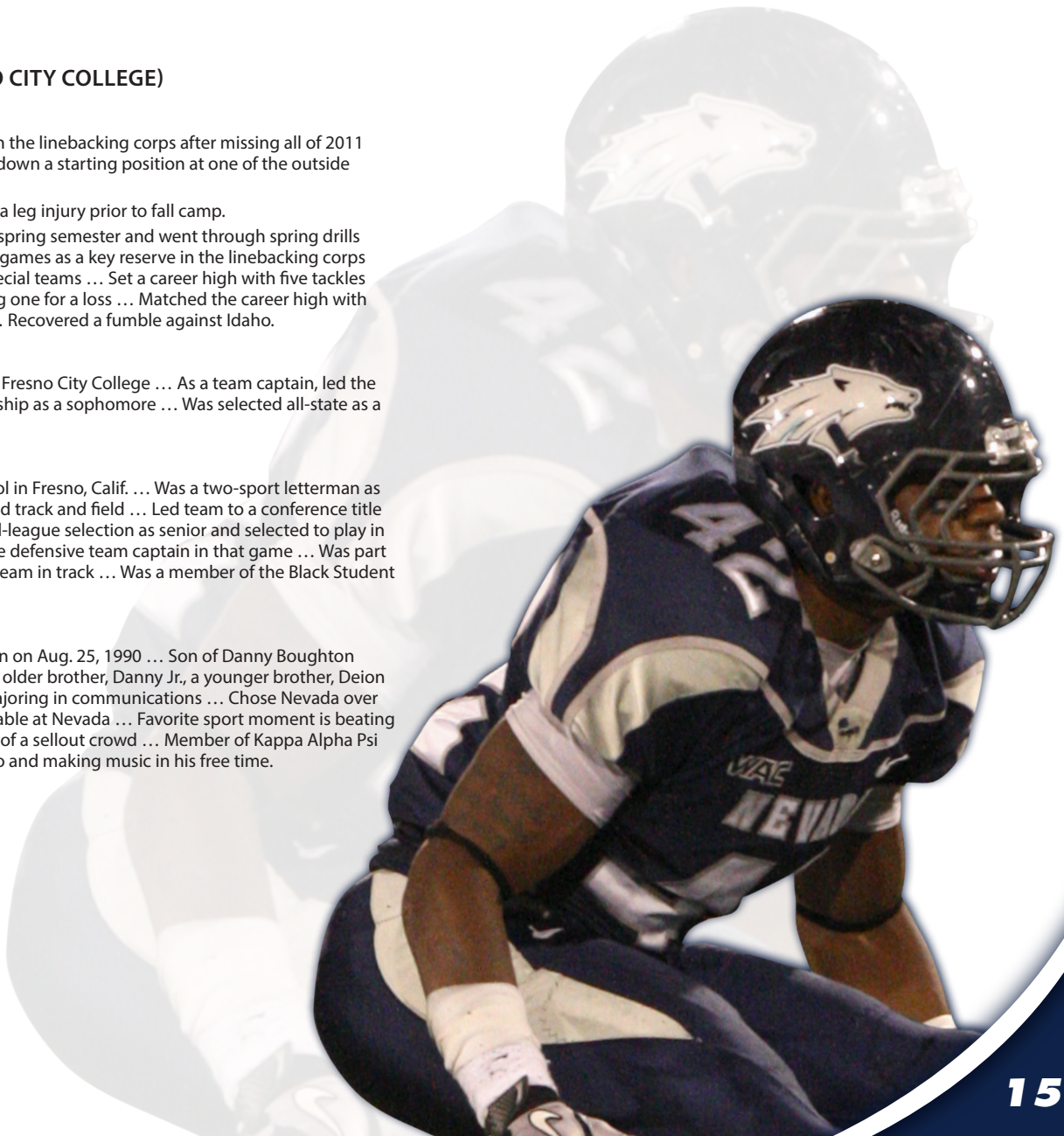
Earned a pair of varsity letters at Fresno City College ... As a team captain, led the team to a conference championship as a sophomore ... Was selected all-state as a linebacker as a sophomore.

### High School

A graduate of Edison High School in Fresno, Calif. ... Was a two-sport letterman as a junior and senior in football and track and field ... Led team to a conference title as a senior ... Was a first-team all-league selection as senior and selected to play in county all-star game and was the defensive team captain in that game ... Was part of Valley champion 4x400 relay team in track ... Was a member of the Black Student Union.

### Personal

Born DeAndre Marquis Boughton on Aug. 25, 1990 ... Son of Danny Boughton and Deborah Williams ... Has an older brother, Danny Jr., a younger brother, Deion and a sister Tasmine Hines ... Majoring in communications ... Chose Nevada over Indiana because he felt comfortable at Nevada ... Favorite sport moment is beating high school rival Bullard in front of a sellout crowd ... Member of Kappa Alpha Psi ... Enjoys listening to, dancing to and making music in his free time.





# PRESEASON HONORS CANDIDATES



CAREER STATISTICS											
<b>RUSHING</b>											
	G	ATT	YDS	TD	LG	AVG/C	AVG/G				
2011	10	128	694	11	56	5.4	69.4				
<b>TOTAL</b>	<b>10</b>	<b>128</b>	<b>694</b>	<b>11</b>	<b>56</b>	<b>5.4</b>	<b>69.4</b>				
<b>PASSING</b>											
	G	ATT	CMP	INT	YDS	TD	LG	PCT	AVG/P	AVG/G	EFFIC
2011	10	218	150	6	1707	6	58	68.8	7.8	170.7	138.2
<b>TOTAL</b>	<b>10</b>	<b>218</b>	<b>150</b>	<b>6</b>	<b>1707</b>	<b>6</b>	<b>58</b>	<b>68.8</b>	<b>7.8</b>	<b>170.7</b>	<b>138.2</b>
<b>TOTAL OFFENSE</b>											
	G	RUSH	PASS	TOTAL	AVG/G						
2011	10	694	1707	2401	240.1						
<b>TOTAL</b>	<b>10</b>	<b>694</b>	<b>1707</b>	<b>2401</b>	<b>240.1</b>						

## CODY FAJARDO

# #17

SOPHOMORE  
 QUARTERBACK  
 6'2"  
 205 LBS.  
 BREA, CALIF. (SERVITE HS)

### Nevada

2012: Named to the Watch List for the Davey O'Brien Award ... Participated in the Manning Passing Academy in the offseason, one of just three sophomores nationally who were invited to the prestigious camp ... Will lead the Pistol offense and could thrive under new offensive coordinator and quarterbacks coach Nick Rolovich ... Named to Preseason All-MW Second Team by College Football Madness ... Named to Preseason All-MW Second Team by Phil Steele.

2011: Earned Freshman of the Year honors from the Western Athletic Conference ... Took over the starting job in week five and led the Wolf Pack to five straight wins in October and November ... Completed more than 68 percent of his passes for 1,707 yards and six touchdowns with five interceptions during the ... Was third on the team in rushing with 694 yards and led the team with 11 rushing touchdowns ... Was fourth in the WAC in total offense and passing and ranked seventh in rushing ... Finished second in the WAC in passing efficiency behind teammate Tyler Lantrip ... Was second in the conference in touchdowns ... Earned a pair of WAC Offensive Player of the Week awards for his performances against New Mexico State and Hawaii ... Recorded first career 100-yard rushing game with 139 yards and two scores at Texas Tech, his father's alma mater ... Second 100-yard game was 110 yards against Louisiana Tech ... First career 300-yard passing game was 313 yards and a touchdown against Fresno State ... Led the team in scoring and total offense ... Missed the season finale against Idaho with an ankle sprain ... Named "The Best Running Quarterback in the WAC" by The Sporting News in the preseason.

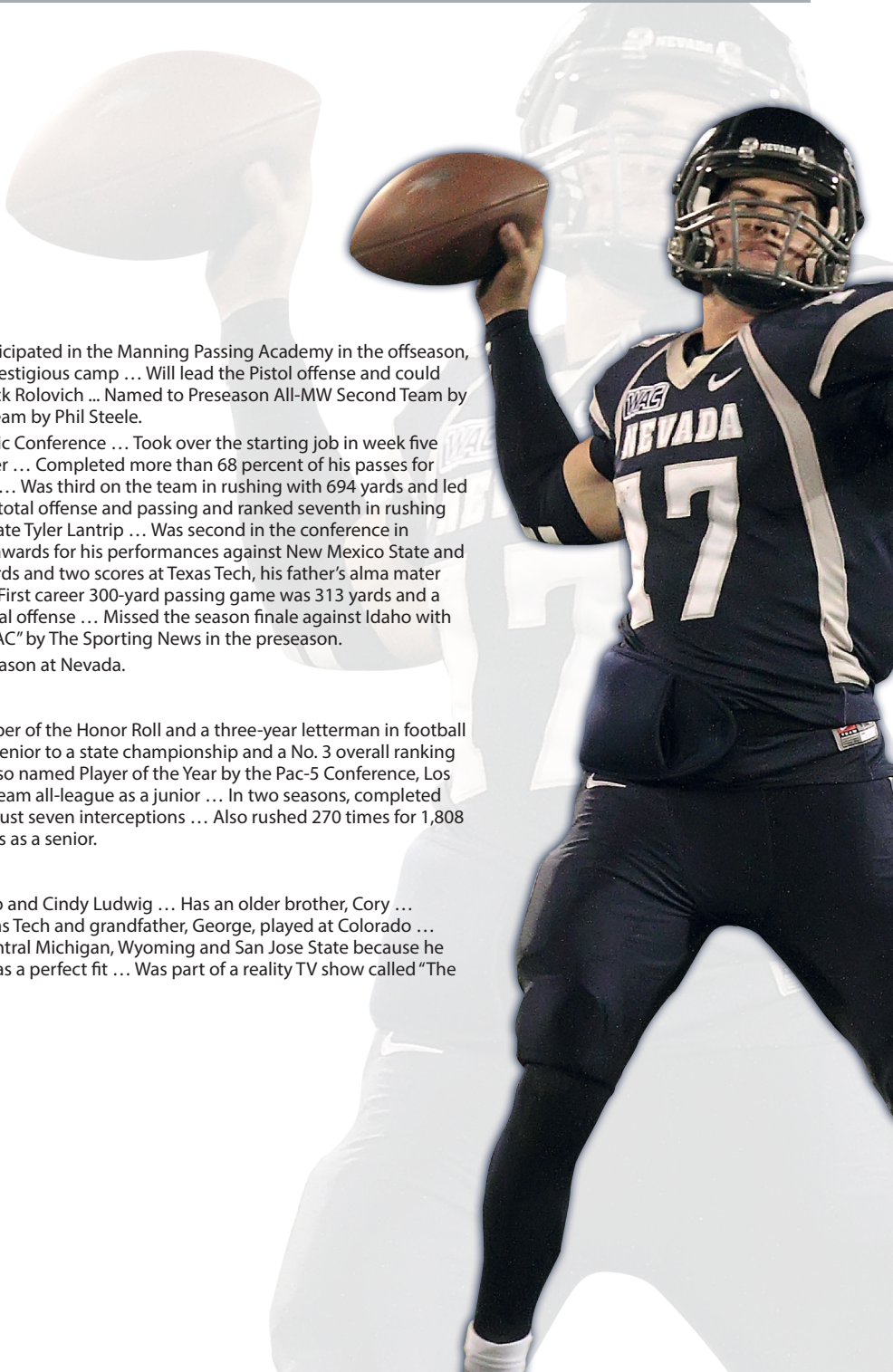
2010: Joined the team as a true freshman and redshirted his first season at Nevada.

### High School


A graduate of Servite High School in Anaheim, Calif. ... Was a member of the Honor Roll and a three-year letterman in football ... Was part of four league championship teams and led team as a senior to a state championship and a No. 3 overall ranking nationally ... Earned California Player of the Year honors and was also named Player of the Year by the Pac-5 Conference, Los Angeles Times, Orange County and the Trinity League ... Was first-team all-league as a junior ... In two seasons, completed 68.3 percent of his passes for 4,040 yards with 36 touchdowns and just seven interceptions ... Also rushed 270 times for 1,808 yards and 19 touchdowns ... Had 21 touchdowns and just two picks as a senior.

### Personal

Born Cody Michael Fajardo on March 29, 1992 ... Son of Tim Fajardo and Cindy Ludwig ... Has an older brother, Cory ... Majoring in business management ... Father played football at Texas Tech and grandfather, George, played at Colorado ... Chose Nevada over Nebraska, Arizona, Washington State, UNLV, Central Michigan, Wyoming and San Jose State because he felt at home when visiting campus and felt like the Pistol offense was a perfect fit ... Was part of a reality TV show called "The Ride" ... Lists Brett Favre and Tim Tebow as his sports heroes.



# PRESEASON HONORS CANDIDATES



## INTERCEPTIONS

	G	NO.	YDS	TD	LG	AVG/R	AVG/G
2010	14	0	0	0	0	0.0	0.0
2011	13	3	73	1	56	24.3	5.6
<b>TOTAL</b>	<b>27</b>	<b>3</b>	<b>73</b>	<b>1</b>	<b>56</b>	<b>24.3</b>	<b>2.7</b>

## CAREER STATISTICS

## TACKLES

	G	UA	A	TOTAL	TFL	YDS	PD	FF	FR	BLKD
2010	14	0	0	0	0.0	0	0	0	0	0
2011	13	32	17	49	2.0	2	10	0	0	0
<b>TOTAL</b>	<b>27</b>	<b>32</b>	<b>17</b>	<b>49</b>	<b>2.0</b>	<b>2</b>	<b>10</b>	<b>0</b>	<b>0</b>	<b>0</b>

## JEREMIAH GREEN

# #54

SENIOR

LINEBACKER

6' 2"

235 LBS.

TULARE, CALIF. (COLLEGE OF SEQUOIAS)

### Nevada

2012: Named to the Watch List for the Butkus Award ... Will anchor the linebacking corps after a breakout season last year as a junior ... Named to Preseason All-MW Second Team by Phil Steele

2011: Was the breakout surprise of the year for the Wolf Pack, starting all 13 games at the SAM linebacker position ... Was seventh on the team in tackles with 48 ... Had two TFLs for 2 yards ... Was third on the team in interception with three, one of which was returned for a touchdown, the first of his career ... Broke up a total of seven passes on the year ... Had a career high nine tackles in a win over Fresno State ... Recorded at least one tackle in every game.

2010: Joined Nevada as a sophomore transfer from College of the Sequoias ... Did not start but played in all 14 games, mostly on special teams.

### Junior College

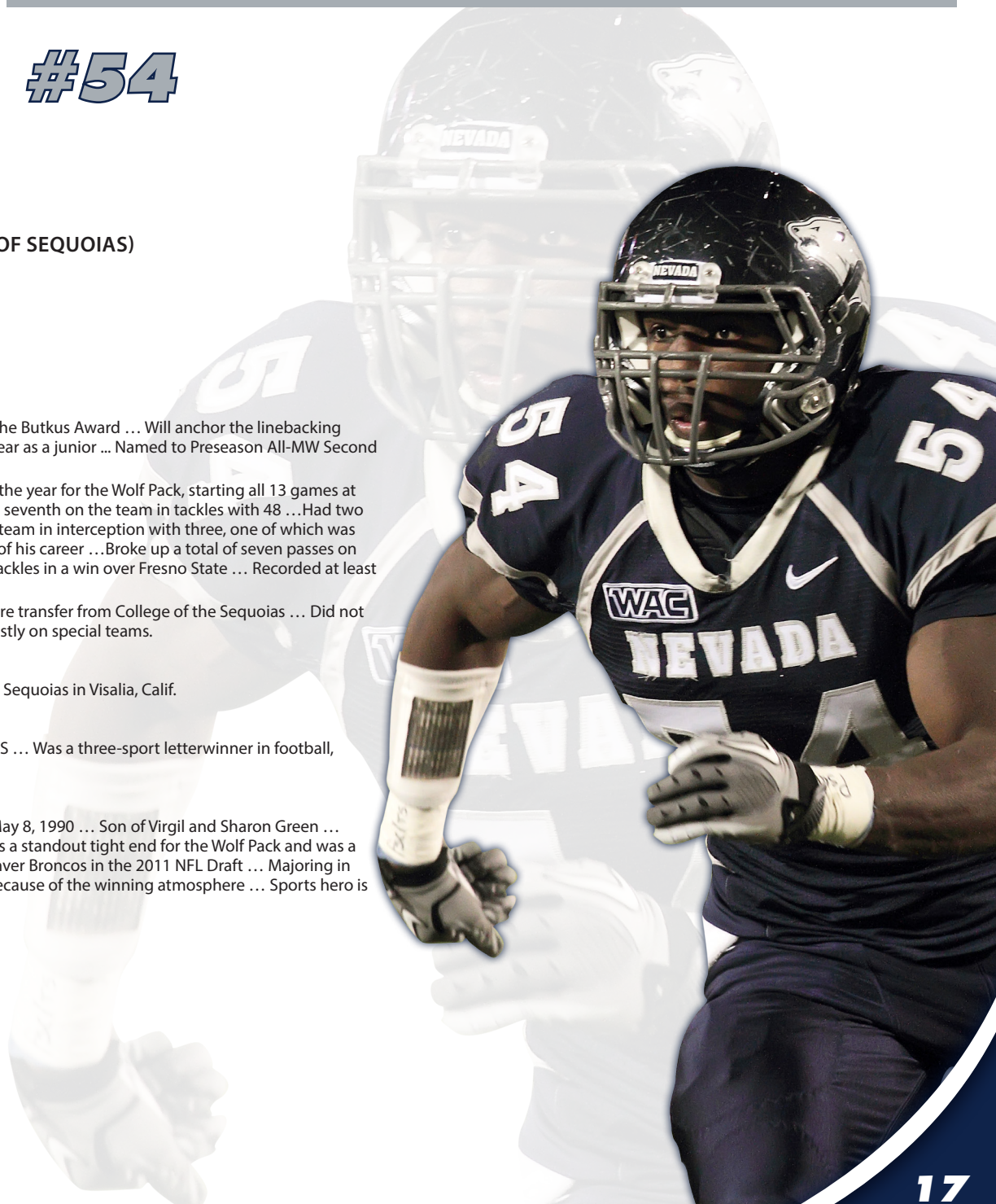
Played one season at College of the Sequoias in Visalia, Calif.

### High School


A graduate of Tulare (Calif.) Union HS ... Was a three-sport letterwinner in football, basketball and track and field.

### Personal

Born Jeremiah Anthony Green on May 8, 1990 ... Son of Virgil and Sharon Green ... Has an older brother, Virgil, who was a standout tight end for the Wolf Pack and was a seventh-round draft pick of the Denver Broncos in the 2011 NFL Draft ... Majoring in criminal justice ... Chose Nevada because of the winning atmosphere ... Sports hero is Ray Lewis.



# PRESEASON HONORS CANDIDATES



CAREER STATISTICS										
<b>INTERCEPTIONS</b>										
	G	NO.	YDS	TD	LG	AVG/R	AVG/G			
2009	4	0	0	0	0	0.0	0.0			
2010	14	2	70	1	65	35.0	5.0			
2011	12	1	25	0	25	25.0	2.1			
<b>TOTAL</b>	<b>30</b>	<b>3</b>	<b>95</b>	<b>1</b>	<b>65</b>	<b>31.7</b>	<b>3.2</b>			
<b>TACKLES</b>										
	G	UA	A	TOTAL	TFL	YDS	PD	FF	FR	BLKD
2009	4	0	2	2	0.0	0	0	0	0	0
2010	14	34	24	58	0.0	0	3	0	0	0
2011	12	34	19	53	2.0	4	3	0	1	0
<b>TOTAL</b>	<b>30</b>	<b>68</b>	<b>45</b>	<b>113</b>	<b>2.0</b>	<b>4</b>	<b>6</b>	<b>0</b>	<b>1</b>	<b>0</b>

## MARLON JOHNSON

# #8

SENIOR  
DEFENSIVE BACK

5' 11"  
205 LBS.  
LOS ANGELES, CALIF. (INGLEWOOD HS)

### Nevada

**2012:** Returns for his third season as a starter at one of the safety positions ... Expected to be a leader in the secondary and overall within the defense ... Named to Preseason All-MW Third Team by Phil Steele.

**2011:** Played in 12 games and started the final nine games of the season ... Was sixth on the team with 54 tackles ... Also registered 2.0 tackles for loss, the first of his career ... Set a season high with seven tackles against New Mexico and matched it against Fresno State and Idaho ... Lone pick of the year was against New Mexico... Named preseason third-team All-WAC by Phil Steele.

**2010:** Played well off the bench in the season opener against Eastern Washington and then locked down a starting job for the final 12 games of the regular season ... Was fifth on the team with 56 tackles ... Provided one of the highlights of the year with a game-changing 65-yard interception return for a touchdown in a win over Cal ... Set a career high with a nine-tackle performance against BYU.

**2009:** Played in four games during his first season of playing time at Nevada ... Recorded first career tackle at San Jose State and then notched another stop against New Mexico State.

**2008:** Redshirted his first year at Nevada.

### High School

A graduate of Inglewood (Calif.) High School ... Was a four-year letterwinner in football and also lettered four years in track and one year in basketball ... Was a first-team All-Ocean League selection as a senior and was named his team's Most Valuable Player ... Was a standout QB who accounted for 26 touchdowns ... Defensively, recorded 186 tackles and three interceptions in his career ... Was a member of the yearbook committee ... Was on the honor roll all four years and maintained a 3.0 GPA career.

### Personal

Born Marlon De'Shaun Johnson on June 23, 1990 in Atlanta, Ga. ... Son of Clarissa Carter and Michael and Charnetta Johnson ... Has a younger sister, Michele, and four older brothers, Michael, Jason, Jerel Woods and Marvis Davis ... Father played at Oregon ... Chose Nevada because it was the perfect fit ... Was also recruited by New Mexico, UNLV, and Baylor.



# PRESEASON HONORS CANDIDATES



**JEFF  
NADY**

**#78**

**SENIOR  
OFFENSIVE LINE  
6'7"  
305 LBS.  
MINDEN, NEV. (DOUGLAS HS)**

## **Nevada**

**2012:** Has been named to the Watch List for the Lombardi Award ... Named to the Preseason All-Mountain West Team ... Will anchor the offensive line and, along with Chris Barker, will be part of one of the top guard-tackle combos on the West Coast ... Named to Preseason All-MW First Team by College Football Madness ... Named to Preseason All-MW First Team by the Athlon Sports ... Named to Preseason All-MW First Team by Phil Steele ... Named to Preseason All-MW Second Team by Lindy's.

**2011:** Earned All-WAC honors for the first time in his career as he was named to the second team ... Started all 13 games and anchored an offensive front that paved the way for the top-producing Nevada offense in the Pistol era ... Earned the Basalite Big Blocker award for his dominating performance against Fresno State ... Named preseason second-team All-WAC by Athlon Sports ... Named preseason fourth-team All-WAC by Phil Steele ... Named preseason second-team All-WAC by Lindy's.

**2010:** Played in 13 games with 10 starts during the regular season ... Stepped in for an injured teammate and took over the starting duties against BYU ... Started the rest of the season with the exception of missing the New Mexico State game due to injury ... Was a large part of the tremendous performance this year by the offensive front, which led the way for one of the nation's top offenses this season.

**2009:** Saw playing time in three games in his first active season at Nevada.

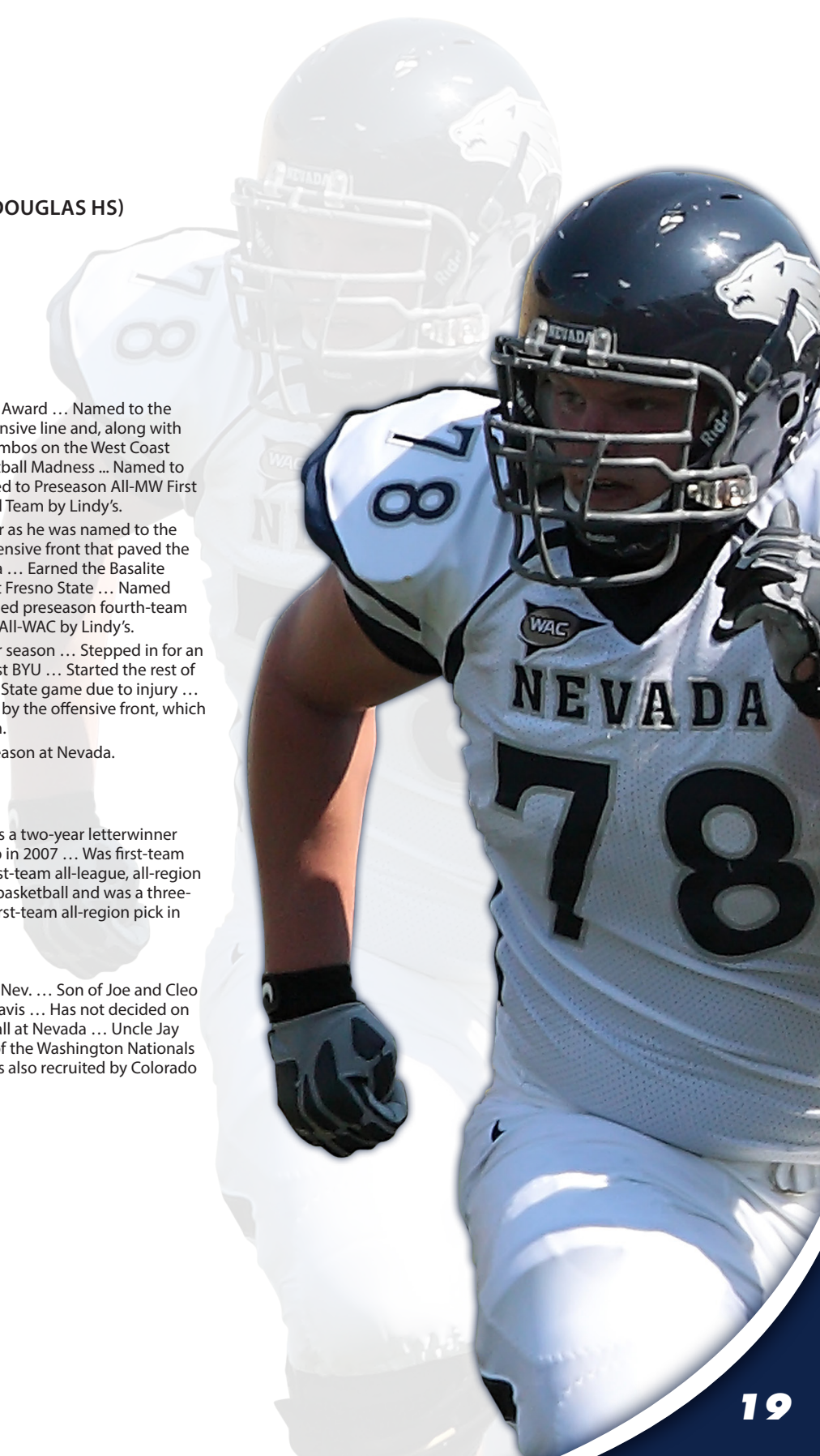
**2008:** Redshirted his first season at Nevada.

## **High School**

A graduate of Douglas High School in Minden, Nev. ... Was a two-year letterwinner in football ... Helped team to Sierra League championship in 2007 ... Was first-team all-league and all-region as a defensive lineman ... Was first-team all-league, all-region and all-state as a punter ... Was a three-year letterman in basketball and was a three-time all-region selection on the hardwood ... Was also a first-team all-region pick in basketball as a senior.

## **Personal**

Born Jeffrey Wray Nicholas Nady on Feb. 15, 1990 in Reno, Nev. ... Son of Joe and Cleo Nady ... Has an older brother, Joe, and older sister, Toby Davis ... Has not decided on a major ... Father and uncle Andy Hargrove played baseball at Nevada ... Uncle Jay Nady played football at Nevada ... Cousin is Xavier Nady of the Washington Nationals ... Chose Nevada to stay close to friends and family ... Was also recruited by Colorado State, UNLV, Oregon State, Cal and Iowa.



# PRESEASON HONORS CANDIDATES



CAREER STATISTICS										
<b>TACKLES</b>										
	<b>G</b>	<b>UA</b>	<b>A</b>	<b>TOTAL</b>	<b>TFL</b>	<b>YDS</b>	<b>PD</b>	<b>FF</b>	<b>FR</b>	<b>BLKD</b>
2010	3	0	1	1	0.0	0	0	0	0	0
2011	8	10	14	24	4.0	13	0	0	0	0
<b>TOTAL</b>	<b>11</b>	<b>10</b>	<b>15</b>	<b>25</b>	<b>4.0</b>	<b>13</b>	<b>0</b>	<b>0</b>	<b>0</b>	<b>0</b>
<b>SACKS</b>										
	<b>G</b>	<b>UA</b>	<b>A</b>	<b>TOTAL</b>	<b>YDS</b>					
2010	3	0	0	0.0	0					
2011	8	2	0	2.0	9					
<b>TOTAL</b>	<b>11</b>	<b>2</b>	<b>0</b>	<b>2.0</b>	<b>9</b>					

## JACK REYNOSO

# #98

**JUNIOR**  
**DEFENSIVE LINE**  
 6' 3"  
 275 LBS.  
 LOOMIS, CALIF. (DEL ORO HS)

### Nevada

**2012:** Returns to anchor the defensive front after missing the final five games of the 2011 season with a broken leg ... Named to the Preseason All-Mountain West Team, one of four Wolf Pack players voted to the squad ... Named to Preseason All-MW First Team by College Football Madness ... Named to Preseason All-MW second Team by the Athlon Sports ... Named to Preseason All-MW Second Team by Phil Steele ... Named to Preseason All-MW Second Team by Lindy's.

**2011:** Rose up the depth chart in fall camp to secure a starting job to open the season ... Started each of the first eight games at defensive tackle and was having an all-conference-caliber season before suffering a broken leg at New Mexico State ... Finished the season with 24 tackles, including 4.0 for a loss and 2.0 sacks in those eight games ... First TFL of the year was at Texas Tech ... Recorded a pair of sacks in the rivalry win against UNLV ... Also had a TFL against Fresno State ... Set a season high with six tackles against San Jose State and matched that against UNLV.

**2010:** Played in three games and was credited with one tackle, which came against Colorado State ... Converted to the defensive front after spending his first season on the offensive line.

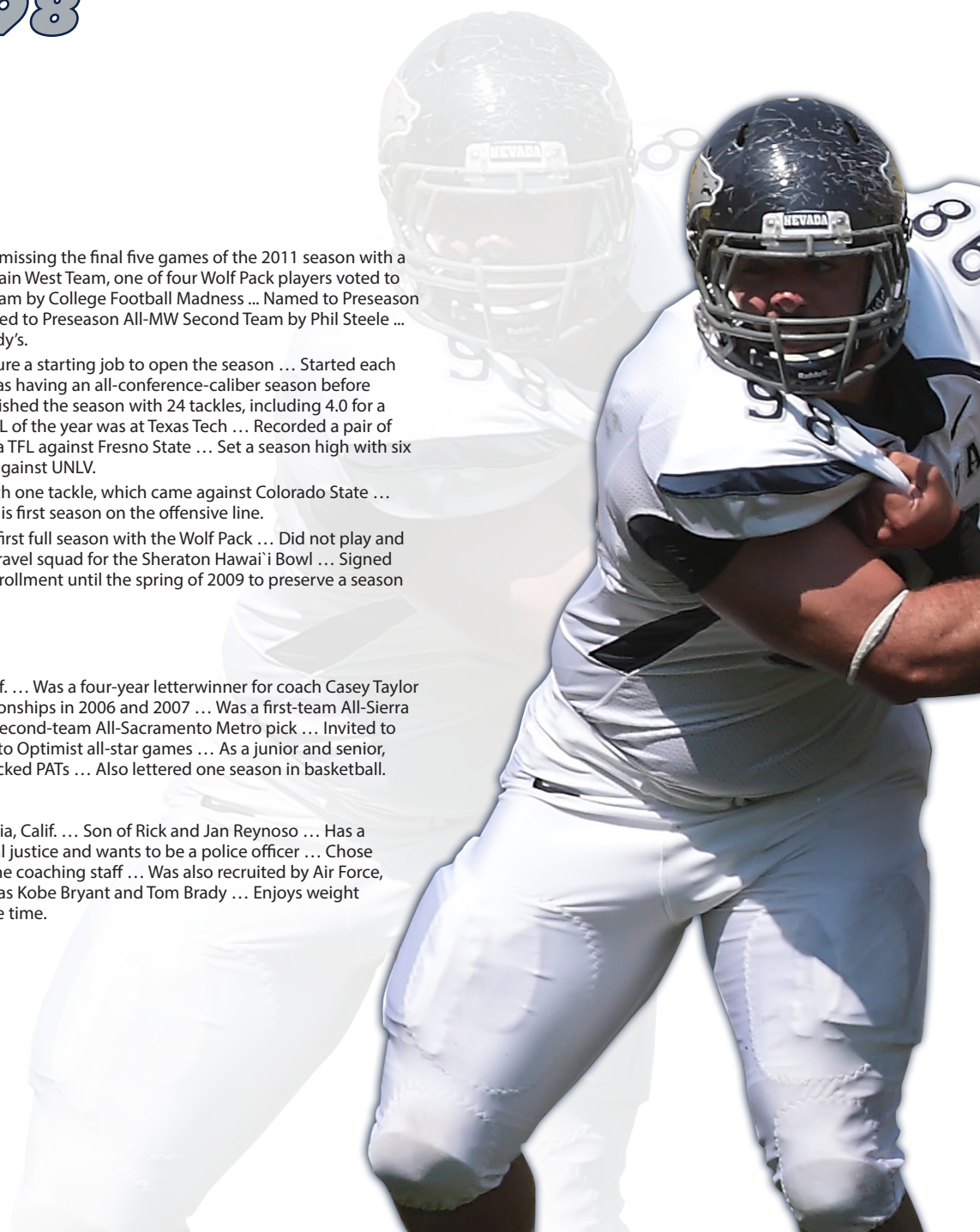
**2009:** Provided depth on the offensive line in his first full season with the Wolf Pack ... Did not play and used the season as a redshirt year but made the travel squad for the Sheraton Hawai'i Bowl ... Signed with Nevada in the spring of 2008 but delayed enrollment until the spring of 2009 to preserve a season of eligibility.

### High School

A graduate of Del Oro High School in Loomis, Calif. ... Was a four-year letterwinner for coach Casey Taylor ... Helped team to Sierra Foothill League Championships in 2006 and 2007 ... Was a first-team All-Sierra Foothill League selection both seasons ... Was a second-team All-Sacramento Metro pick ... Invited to the Sac Area Blitz 3 Holiday Classic and Sacramento Optimist all-star games ... As a junior and senior, combined for 118 tackles, 13.5 sacks and four blocked PATs ... Also lettered one season in basketball.

### Personal

Born Jack Bryan Reynoso on Dec. 5, 1989 in Arcadia, Calif. ... Son of Rick and Jan Reynoso ... Has a younger sister, Kelsey ... Plans to major in criminal justice and wants to be a police officer ... Chose Nevada because of the integrity and stability of the coaching staff ... Was also recruited by Air Force, Wyoming and Weber State ... Lists sports heroes as Kobe Bryant and Tom Brady ... Enjoys weight training, fishing and white-water rafting in his free time.



# PRESEASON HONORS CANDIDATES



CAREER STATISTICS										
<b>TACKLES</b>										
	G	UA	A	TOTAL	TFL	YDS	PD	FF	FR	BLKD
2009	10	2	2	4	0.0	0	0	0	0	1
2010	14	11	6	17	0.0	0	2	0	0	0
2011	13	17	15	32	4.5	13	1	0	0	0
<b>TOTAL</b>	<b>37</b>	<b>30</b>	<b>23</b>	<b>53</b>	<b>4.5</b>	<b>13</b>	<b>3</b>	<b>0</b>	<b>0</b>	<b>1</b>
<b>SACKS</b>										
	G	UA	A	TOTAL	YDS					
2009	10	0	0	0.0	0					
2010	14	0	0	0.0	0					
2011	13	2	0	2.0	8					
<b>TOTAL</b>	<b>37</b>	<b>2</b>	<b>0</b>	<b>2.0</b>	<b>8</b>					

## ALBERT ROSETTE

# #51

SENIOR

LINEBACKER

6' 2"

240 LBS.

ANTIOCH, CALIF. (DE LA SALLE HS)

### Nevada

**2012:** Converted back to middle linebacker after starting 12 games in 2011 at defensive end and is a likely starter entering the season ... Named to Preseason All-MW Second Team by Lindy's.

**2011:** Started 12 of 13 games at defensive end after converting from a linebacker prior to the season ... Had a season-high five tackles in a win at San Jose State and matched that with five stops at Boise State ... Had a TFL at Oregon and 1.5 TFLs against Fresno State ... Notched his first sack of the year in a win against Idaho.

**2010:** Played in all 14 games as a key reserve in the linebacking corps and a standout on special teams ... Finished the season with 17 tackles ... Notched first career interception, which came in a win over Colorado State ... Also broke up a pass against Fresno State.

**2009:** Played in 10 games as a reserve linebacker and extensively on special teams ... Credited with four tackles on the year with two against New Mexico State ... Blocked a punt against UNLV, which was Nevada's first blocked punt since the 2005 season.

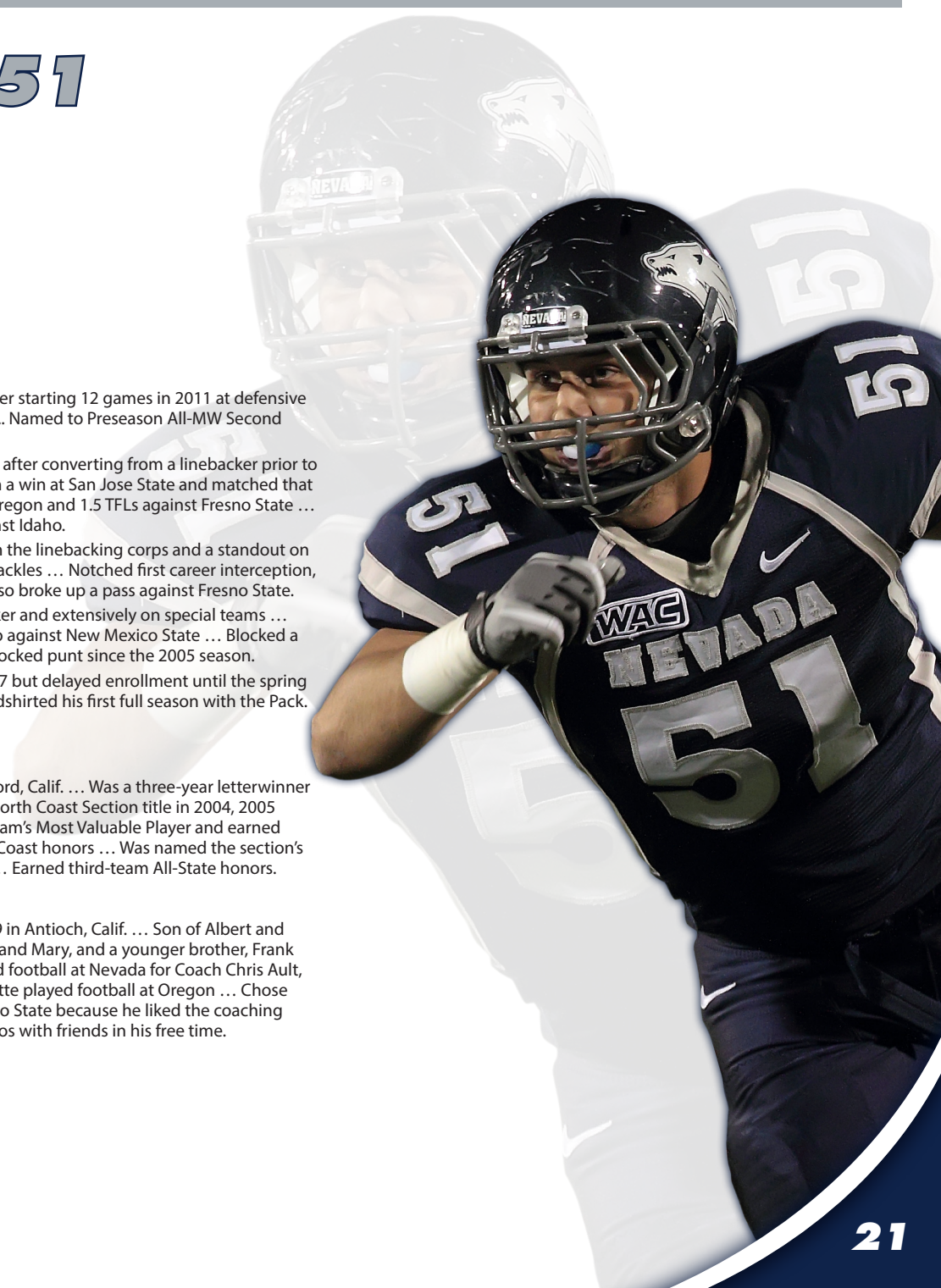
**2008:** Signed with Nevada in the spring of 2007 but delayed enrollment until the spring of 2008 to preserve a season of eligibility ... Redshirted his first full season with the Pack.

### High School

A graduate of De La Salle High School in Concord, Calif. ... Was a three-year letterwinner for coach Bob Ladoceur ... Helped team to a North Coast Section title in 2004, 2005 and 2006 ... As a senior in 2006, was named team's Most Valuable Player and earned first-team All-Metro, All-League and All-North Coast honors ... Was named the section's Defensive Player of the Year by Cal-Hi Sports ... Earned third-team All-State honors.

### Personal

Born Albert Allen Rosette Jr. on March 14, 1989 in Antioch, Calif. ... Son of Albert and Teri Rosette ... Has two younger sisters, Hilary and Mary, and a younger brother, Frank ... Majoring in criminal justice ... Father played football at Nevada for Coach Chris Ault, lettering in 1982 and 1983 ... Uncle John Rosette played football at Oregon ... Chose Nevada over UNLV, Idaho State and Sacramento State because he liked the coaching staff and the location ... Enjoys playing dominos with friends in his free time.



# PRESEASON HONORS CANDIDATES



## RECEIVING

	G	REC	YDS	TD	LG	REC/G	AVG/C	AVG/G
2009	10	0	0	0	0	0.0	0.0	0.0
2010	11	1	8	0	8	0.1	8.0	0.7
2011	1	1	3	0	3	1.0	3.0	3.0
<b>TOTAL</b>	<b>22</b>	<b>2</b>	<b>11</b>	<b>0</b>	<b>8</b>	<b>0.1</b>	<b>5.5</b>	<b>0.5</b>

## CAREER STATISTICS

## ZACH SUDFELD

# #44

SENIOR

TIGHT END

6'7"

255 LBS.

MODESTO, CALIF. (MODESTO CHRISTIAN HS)

### Nevada

**2012:** Applied for, and received, a medical redshirt from the NCAA and returns for a sixth season after breaking his leg in the season-opener at Oregon last year ... Had a tremendous performance in spring ball and could be a force for the Pistol offense.

**2011:** Started the season opener against Oregon and caught one pass before suffering a season-ending leg injury.

**2010:** Played in every game with four starts and was the primary backup to All-WAC tight end Virgil Green ... Served as the second tight end in a double formation ... First career catch came against BYU and was good for eight yards ... Recovered an onside kick against Hawaii.

**2009:** Played in nine games, primarily on special teams.

**2008:** Was injured and unable to play as a redshirt freshman.

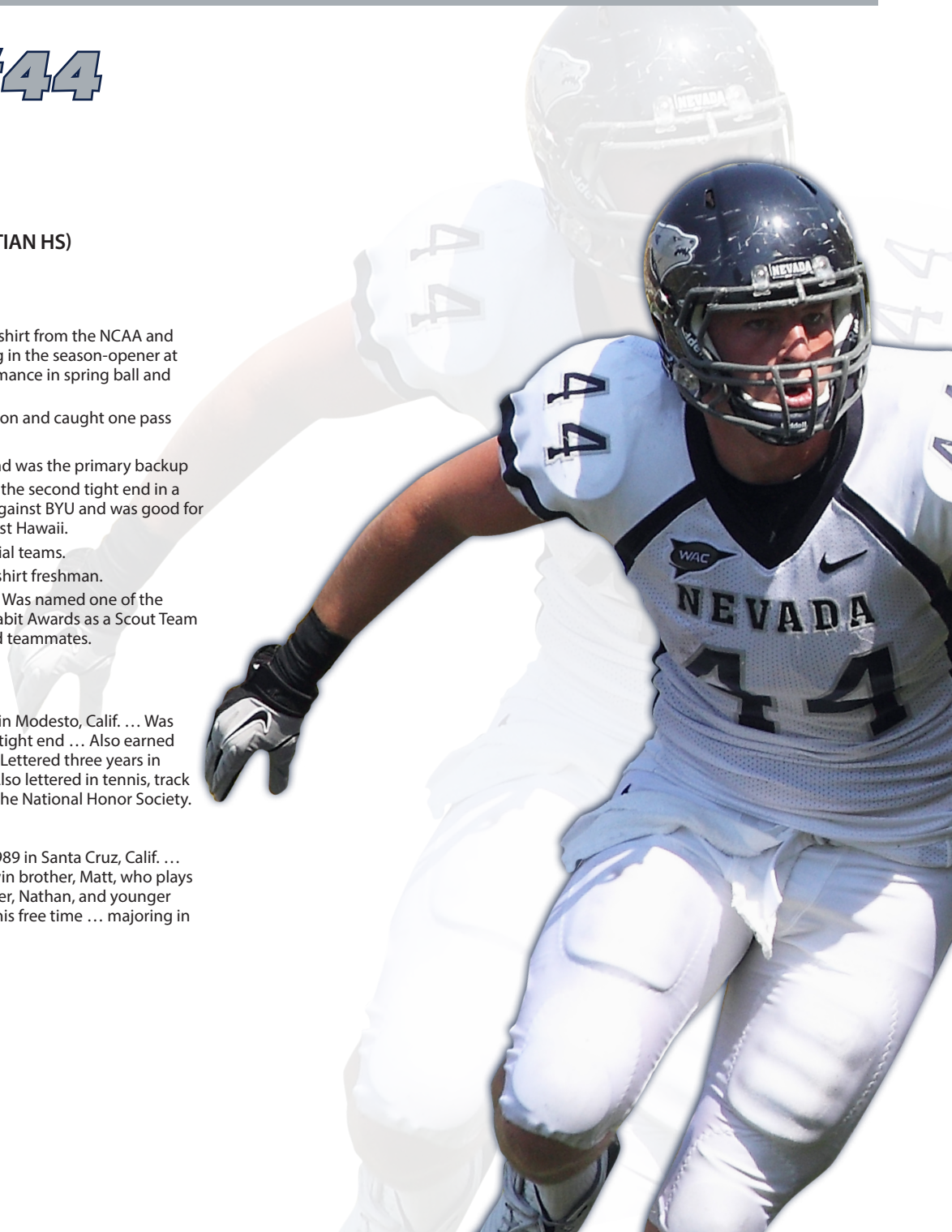
**2007:** Redshirted his first season at Nevada ... Was named one of the team's winners of the Full-Speed, Effort and Habit Awards as a Scout Team Player of the Year in voting by the coaches and teammates.

### High School

A graduate of Modesto Christian High School in Modesto, Calif. ... Was named first-team all-state (small schools) as a tight end ... Also earned first-team all-district and all-league honors ... Lettered three years in football and was team captain as a senior ... Also lettered in tennis, track and field and basketball ... Was a member of the National Honor Society.

### Personal

Born Zachary Jonathan Sudfeld on April 18, 1989 in Santa Cruz, Calif. ... Son of Michelle and Ralph Sudfeld ... Has a twin brother, Matt, who plays football at Brown ... Also has a younger brother, Nathan, and younger sisters, Juliana and Sarah ... Enjoys surfing in his free time ... majoring in management.



# PRESEASON HONORS CANDIDATES



## INTERCEPTIONS

	G	NO.	YDS	TD	LG	AVG/R	AVG/G
2009	11	0	0	0	0	0.0	0.0
2010	13	2	42	0	30	21.0	3.2
2011	13	1	0	0	0	0.0	0.0
<b>TOTAL</b>	<b>38</b>	<b>3</b>	<b>42</b>	<b>0</b>	<b>30</b>	<b>14.0</b>	<b>1.1</b>

## TACKLES

	G	UA	A	TOTAL	TFL	YDS	PD	FF	FR	BLKD
2009	11	21	8	29	0.0	0	0	0	0	0
2010	13	51	23	74	4.5	11	6	2	0	0
2011	13	58	25	83	4.5	9	7	0	1	0
<b>TOTAL</b>	<b>37</b>	<b>130</b>	<b>56</b>	<b>186</b>	<b>9.0</b>	<b>20</b>	<b>13</b>	<b>2</b>	<b>1</b>	<b>0</b>

## CAREER STATISTICS

## DUKE WILLIAMS #5

SENIOR

DEFENSIVE BACK

6' 1"

200 LBS.

RENO, NEV. (HUG HS)

### Nevada

2012: Will anchor the Wolf Pack's secondary after earning all-conference honors a year ago ... Named to the Preseason All-Mountain West team ... Named to Preseason All-MW Second Team by College Football Madness ... Named to Preseason All-MW Team by the Blue Ribbon College Football Yearbook ... Named to Preseason All-MW First Team by the Athlon Sports ... Named to Preseason All-MW First Team by Phil Steele ... Named to Preseason All-MW Second Team by Lindy's.

2011: Earned all-conference honors for the first time in his career as he was named to the second team ... Started all 13 games and was a force in the secondary ... Clinched Nevada's first win of the season with an interception in the end zone against San Jose State ... Recorded an 11-tackle performance in a win over Fresno State ... Recovered a fumble against Hawaii ... Had 10 tackles against Louisiana Tech ... Was third on the team overall with 78 tackles ... Named preseason second-team All-WAC by Athlon Sports ... Named preseason second-team All-WAC by Phil Steele ... Named preseason first-team All-WAC by Lindy's.

2010: Started 10 games and played in 13 for the Pack ... Was third on the team with 74 tackles on the year ... Had 4.5 tackles for a loss of 11 yards ... Had seven tackles against Cal and recorded his first career interception, which he also returned 30 yards ... Set career high with eight tackles against San Jose State and then matched it against Boise State before setting new career high with nine tackles at Louisiana Tech ... Second career pick came against San Jose State ... Forced a pair of fumbles during the year, against San Jose State and at Idaho ... Recorded a tackle in every game that he played in.

2009: Emerged as a true freshman to play in 11 regular season games, including one start at San Jose State ... Played as a key reserve in the secondary as a safety and was a valuable member of the Wolf Pack's special teams ... Recorded 29 tackles on the year, including a career-high eight in a win over Hawai'i.

### High School

A graduate of Hug High School in Reno ... Was a three-sport standout who earned 12 varsity letters in his career in football, basketball and track and field ... Played both ways as a quarterback and defensive back for head coach Rollins Stallworth, a former Nevada player ... Was the Northern Nevada Player of the Year as a senior and a three-time all-state selection as a safety ... Was part of championship teams in track and basketball ... Part of a 4x100 relay team that broke the state record at 41.34 seconds and was ranked in the top 10 in the nation in triple jump.

### Personal

Born Michael Williams on Oct. 15, 1990 in Monroe, La. ... Son of Bertha Henderson ... Has two sisters ... Is majoring in criminal justice with a minor in education ... Wants to be a police officer ... Was also recruited by USC, Washington, Boise State, UNLV and Fresno State ... Chose Nevada because of his love for the program and be close to home ... Sports hero is Ronnie Lott.





# PRESEASON HONORS CANDIDATES



## CAREER STATISTICS

### RECEIVING

	G	REC	YDS	TD	LG	REC/G	AVG/C	AVG/G
2009	13	53	733	6	49	4.1	13.8	56.4
2010	14	41	482	0	36	2.9	11.8	34.4
<b>TOTAL</b>	<b>27</b>	<b>94</b>	<b>1215</b>	<b>6</b>	<b>49</b>	<b>3.4</b>	<b>12.9</b>	<b>43.4</b>

## BRANDON WIMBERLY #4

SENIOR

WIDE RECEIVER

6'3"

215 LBS.

LOS ANGELES, CALIF. (GARDENA HS)

### Nevada

**2012:** Returns after missing all of 2011 ... Was the 2009 WAC Freshman of the Year and earned second-team All-Conference honors that year ... Has already graduated ... Named to Preseason All-MW Fourth Team by the Phil Steele

**2011:** Missed the 2011 season due to medical reasons.

**2010:** Played in all 14 games with 13 starts ... Caught at least one pass in every game and extended his consecutive games with a reception streak to all 27 games played in his career ... Finished the season with 41 catches for 482 yards and was second on the team in each of those categories ... Also rushed five times for 55 yards, including a career-long 25-yarder against San Jose State ... Accounted for 537 all-purpose yards during the year.

**2009:** Named the WAC Freshman of the Year and earned second-team All-WAC honors ... Played in all 12 games with 11 starts ... Ended the regular season with a team-leading 46 catches for 653 yards and five touchdowns ... Was 10th in the WAC in receptions and receiving yards ... First career touchdown was a 13-yarder against Colorado State ... First career 100-yard game was also against CSU as he set career highs in catches (7) and yards (104) ... Recorded a catch in every game ... Also showed a passion for blocking from his position as he helped the nation's top rushing attack achieve that ranking.

**2008:** Enrolled in the 2008 spring semester and went through spring drills with the team ... Redshirted his first season at Nevada.

### High School

A graduate of Gardena (Calif.) High School ... Was a first-team All-Marine League selection as a junior and a senior ... Named first-team All-Area in 2007 as a senior ... Earned team Most Valuable Player honors in 2005 and 2006.

### Personal

Born Brandon Paul Wimberly on April 6, 1989 in Inglewood, Calif. ... Son of Wanda Aaron and Ambrose Wimberly ... Has an older brother, Dion, and an older sister, Connie ... Majoring in speech communications.



# PRESEASON HONORS CANDIDATES



## KICK RETURNS

	G	NO.	YDS	TD	LG	AVG/R	AVG/G
2009	11	1	29	0	29	29.0	2.6
2010	14	8	148	0	28	18.5	10.6
2011	13	11	251	0	41	22.8	19.3
<b>TOTAL</b>	<b>38</b>	<b>20</b>	<b>428</b>	<b>0</b>	<b>41</b>	<b>21.4</b>	<b>11.3</b>

## INTERCEPTIONS

	G	NO.	YDS	TD	LG	AVG/R	AVG/G
2009	11	2	1	0	1	0.5	0.1
2010	14	2	96	1	90	48.0	6.9
2011	13	4	31	0	22	7.8	2.4
<b>TOTAL</b>	<b>38</b>	<b>8</b>	<b>128</b>	<b>1</b>	<b>90</b>	<b>16.0</b>	<b>3.4</b>

## TACKLES

	G	UA	A	TOTAL	TFL	YDS	PD	FF	FR	BLKD
2009	11	14	1	15	1.0	3	2	0	0	0
2010	14	11	5	16	0.0	0	3	1	0	0
2011	13	65	9	74	1.0	18	9	3	0	0
<b>TOTAL</b>	<b>38</b>	<b>90</b>	<b>15</b>	<b>105</b>	<b>2.0</b>	<b>21</b>	<b>14</b>	<b>4</b>	<b>0</b>	<b>0</b>

## CAREER STATISTICS

## KHALID WOOTEN

# #2

SENIOR

DEFENSIVE BACK

6' 0"

200 LBS.

RIALTO, CALIF. (CARTER HS)

### Nevada

**2012:** Returns to his starting position at one of the cornerback spots ... Is Nevada's top returner in terms of interceptions after picking four in 2011 ... Named to Preseason All-MW Third Team by College Football Madness ... Named to Preseason All-MW Second Team by Phil Steele.

**2011:** Started all 13 games and was second on the team in interceptions with four ... Is Nevada's active leader in picks with eight ... Was fourth on the team in tackles with 73 ... Also forced two fumbles and recorded a TFL ... Set a career high in tackles with nine at Boise State ... Also broke up four passes to give him eight passes defended on the season ... Recorded 251 yards on 11 kick returns.

**2010:** Played all 14 games as a key member of the secondary and a strong performer on special teams ... Was credited with 16 tackles on the year and also forced a fumble against Idaho ... Entered the Nevada record books with one of the longest interception returns in history -- a 90-yard "pick-six" against New Mexico State ... Grabbed another interception late in the Kraft Fight Hunger Bowl game that sealed Nevada's win over Boston College.

**2009:** Played 12 games with no starts ... Recorded 15 tackles on the year, including career-best four stops against Fresno State ... Recorded first career interception with a touchdown-saving play at San Jose State ... Second pick came in very next game as he intercepted Fresno State just before halftime in another Pack victory ... Fourteen of his 15 tackles were solo tackles ... Notched first career tackle for loss (3 yards) in the bowl game against SMU.

**2008:** Redshirted his first season at Nevada.

### High School

A graduate of Carter High School in Rialto, Calif. ... Played safety and quarterback in high school and was a four-year letterman ... Rushed for more than 700 yards and seven touchdowns and threw for nearly 1,200 yards as a senior ... Was Citrus Belt League MVP in 2007 and a two-time first-team All-League selection in 2006 and 2007 ... Was second-team All-League as a sophomore and Honorable Mention as a freshman ... Guided team to city championship in 2006 and 2007 ... Also lettered in track and volleyball.

### Personal

Born Khalid Bilal Wooten on Feb. 19, 1990 in San Bernardino, Calif. ... Son of Michael Wooten and Pamela and Michael Ellics ... Has a younger sister, Zhane Jones, and two younger brothers, Imad Wooten and Michael Ellics Jr. ... Was also recruited by UTEP ... Chose Nevada because of the opportunities available ... Enjoys playing pool and bowling in his free time.



# POSTSEASON HONORS

Nevada running back Steffhon Jefferson lead a group of four first-team selections for the Wolf Pack in the All-Mountain West teams that were announced by the league after the conclusion of the regular season.

Jefferson, who was also named a third-team All-American selection by CBSSports.com, was joined on the first team by senior offensive lineman Jeff Nady, senior wideout Brandon Wimberly and senior linebacker Albert Rosette.

Nevada had a dozen players honored overall by the league in its first season in the Mountain West. Sophomore quarterback Cody Fajardo earned second-team honors along with senior tight end Zach Sudfeld, senior offensive lineman Chris Barker, punt returner Khalid Wooten, defensive end Brock Hekking and senior safety Duke Williams.

Junior offensive lineman Joel Bitonio was snubbed from the first and second teams but earned honorable mention along with senior kicker Allen Hardison. The teams were voted on by the league's head coaches and a selection of media members covering Mountain West teams.

## 2012 ALL-MOUNTAIN WEST FOOTBALL FIRST-TEAM

### Offense

Pos.	Player	Cl.	School
QB	Derek Carr#	Jr.	Fresno State
WR	Davante Adams#	Fr.	Fresno State
<b>WR</b>	<b>Brandon Wimberly</b>	<b>Sr.</b>	<b>Nevada</b>
<b>RB</b>	<b>Steffhon Jefferson</b>	<b>Jr.</b>	<b>Nevada</b>
RB	Robbie Rouse	Sr.	Fresno State
TE	Gavin Escobar*	Jr.	San Diego State
<b>OL</b>	<b>Jeff Nady</b>	<b>Sr.</b>	<b>Nevada</b>
OL	Austin Wentworth	Jr.	Fresno State
OL	Matt Paradis	Jr.	Boise State
OL	Nick Carlson	Sr.	Wyoming
OL	Nik Embernate	Sr.	San Diego State
PK	Nolan Kohorst	Jr.	UNLV
PR/KR	Mike Edwards	Jr.	Hawai'i

### Defense

Pos.	Player	Cl.	School
DL	Mike Atkinson	Sr.	Boise State
DL	Demarcus Lawrence	So.	Boise State
DL	Tyler Davidson	So.	Fresno State
DL	Mike Purcell	Sr.	Wyoming
LB	J.C. Percy	Sr.	Boise State
<b>LB</b>	<b>Albert Rosette</b>	<b>Sr.</b>	<b>Nevada</b>
LB	John Lotulelei	Sr.	UNLV
DB	Jamar Taylor	Sr.	Boise State
DB	Phillip Thomas#	Sr.	Fresno State
DB	Derron Smith	So.	Fresno State
DB	Leon McFadden**	Sr.	San Diego State
P	Pete Kontodiakos	Sr.	Colorado State

\*--Two-Time First-Team Selection  
 \*\*--Three-Time First-Team Selection  
 #--Unanimous Selection

## 2012 ALL-MOUNTAIN WEST FOOTBALL SECOND-TEAM

### Offense

Pos.	Player	Cl.	School
<b>QB</b>	<b>Cody Fajardo</b>	<b>So.</b>	<b>Nevada</b>
WR	Matt Miller	So.	Boise State
WR	Chris McNeill	Sr.	Wyoming
RB	Kasey Carrier	Jr.	New Mexico
RB	Adam Muema	So.	San Diego State
<b>TE</b>	<b>Zach Sudfeld</b>	<b>Sr.</b>	<b>Nevada</b>
OL	Jordan Eason	Sr.	Air Force
OL	Charles Leno	Jr.	Boise State
<b>OL</b>	<b>Chris Barker</b>	<b>Sr.</b>	<b>Nevada</b>
OL	Alex Johnson	Sr.	San Diego State
OL	Brenel Myers	Sr.	Boise State
PK	Jared Roberts	So.	Colorado State
<b>PR/KR</b>	<b>Khalid Wooten</b>	<b>Sr.</b>	<b>Nevada</b>

### Defense

Pos.	Player	Cl.	School
DL	Paipai Falemalu	Sr.	Hawai'i
<b>DL</b>	<b>Brock Hekking</b>	<b>So.</b>	<b>Nevada</b>
DL	Andy Jennings	Jr.	Fresno State
DL	Lanston Tanyi	Sr.	Colorado State
LB	Travis Brown	Sr.	Fresno State
LB	Alex Means	Sr.	Air Force
LB	Jake Fely	So.	San Diego State
DB	Mike Edwards	Jr.	Hawai'i
DB	Jerrell Gavins	Sr.	Boise State
<b>DB</b>	<b>Duke Williams</b>	<b>Sr.</b>	<b>Nevada</b>
DB	Nat Berhe	Jr.	San Diego State
P	Alex Dunnachie	Sr.	Hawai'i

\*--Two-Time First-Team Selection  
 \*\*--Three-Time First-Team Selection  
 #--Unanimous Selection

### OFFENSIVE PLAYER OF THE YEAR

Derek Carr, Jr., QB, Fresno State

### SPECIAL TEAMS PLAYER OF THE YEAR

Mike Edwards, Sr., KR, Hawai'i

### COACH OF THE YEAR

Rocky Long, San Diego State

### DEFENSIVE PLAYER OF THE YEAR

Phillip Thomas, Sr., DB, Fresno State

### FRESHMAN OF THE YEAR

Davante Adams, WR, Fresno State

## 2012 HONORABLE MENTION

**AIR FORCE:** Cody Getz, Sr., RB; Brian Lindsay, Sr., DB; Jason Kons, Sr., OL; Austin Niklas, Sr., LB.

**BOISE STATE:** D.J. Harper, Sr., RB; Jeremy Ioane, So., DB; Tommy Smith, Sr., LB; Ricky Tjong-A Tjoe, Jr., DL.

**COLORADO STATE:** Shaquil Barrett, Jr., LB; Shaq Bell, Jr., DB; Weston Richburg, Jr., OL.

**FRESNO STATE:** Sean Alston, So., DB; Isaiah Burse, Jr., WR; Richard Helepiko, Sr., OL; Marcel Jensen, Jr., TE; L.J. Jones, Jr., DB; Andrew Shapiro, Sr., P.

**HAWAII:** Ben Clarke, Fr., OL; Tavita Woodard, Jr., DL.

**NEVADA:** Joel Bitonio, Jr., OL; Allen Hardison, Sr., PK.

**NEW MEXICO:** Justus Adams, Jr., PK; Dallas Bollema, Jr., LB; LaMar Bratton, So., OL; Chase Clayton, So., KR; Dillon Farrell, Jr., OL; Jacori Greer, Jr., DL; Darryl Johnson, Jr., OL; Matt Raymer, Sr., DB; Ben Skaer, Jr., P.

**SAN DIEGO STATE:** Derek Largent, So., LB; Sam Meredith, So., DL; Bryce Quigley, Jr., OL.

**UNLV:** Tim Cornett, Jr., RB; Robert Waterman, So., OL.

**WYOMING:** Robert Herron, Jr., WR; Tim Gleason, Fr., P; Ghaali Muhammad, Sr., LB; Brett Smith, So., QB.

**NEVADA**



**PLAYER  
PROFILES**

BOEITERS  
LWYIEU

**2012**

# PLAYER PROFILES



## ABE ABDELKARIM

### #64

FRESHMAN  
OFFENSIVE LINEMAN  
6'6"  
325 LBS.  
ALLEN, TEXAS (ALLEN HS)

#### NEVADA

2012: Joined the team as a true freshman.

#### HIGH SCHOOL

A graduate of Allen (Texas) High School ... Was a first-team all-district selection ... Was part of back-to-back district championship teams in 2010 and 2011 ... Also lettered three years in track and field.

#### PERSONAL

Born Abraham Haitham Abdelkarim on Jan. 11, 1994 ... Son of Mona and Haitham Abdelkarim ... Has three younger sisters ... Had recruiting interest from Rice, Missouri and Cincinnati but chose Nevada because he "clicked" with the coaches, players and community ... Has not yet decided on a major ... Sports hero is Muhammad Ali.



## KOLBY ARENDESE

### #86

JUNIOR  
TIGHT END  
6'3"  
255 LBS.  
BURLINGTON, WASH. (MT SAN ANTONIO COLLEGE)

#### NEVADA

2012: Will form a formidable duo along with Zach Sudfeld at the tight end position.

2011: Stepped up into the starting job at tight end after the first game and was a good weapon for the Pack ... Started 10 of the 12 regular season games plus the bowl game for 11 starts overall ... Was fourth on the team in receiving with 26 catches for 340 yards and two touchdowns ... Best performance came in win over Hawaii with six catches for 87 yards and a touchdown ... First career touchdown came at Texas Tech.

2010: Joined the team as a sophomore after one year in junior college and redshirted his first season at Nevada.

#### JUNIOR COLLEGE

Played one season at Mt. San Antonio College in Walnut, Calif. ... Had 14 catches for 217 yards as a tight end and rushed for 250 yards and three touchdowns as a Wildcat quarterback ... Helped team to conference, state and national championship in 2009.

#### HIGH SCHOOL

A graduate of Burlington-Edison High School in Burlington, Wash. ... Earned nine varsity letters, including four in football ... Helped football and basketball teams to conference titles as a junior and led both teams to state championship game appearances as a senior ... Named Old Spice Player of the Year as a quarterback as a senior ... Was the Skagit Valley Herald Offensive Player of the Year as a senior and was named conference MVP and first-team all-league ... Holds school's all-time passing record ... Maintained 3.65 grade-point average.

#### PERSONAL

Born Kolby John Arendse on Nov. 13, 1989 ... Son of Lester Arendse and Michelle and Joe Solomon ... Has an older brother, Kevin ... Uncle Jim Gutierrez was drafted by the Seattle Mariners and played 10 years in the minor leagues ... Has not yet decided on a major ... Chose Nevada because of the facilities, coaching staff and winning tradition ... Was also recruited by Memphis and Eastern Michigan.

### CAREER STATISTICS

#### RECEIVING

	G	REC	YDS	TD	LG	REC/G	AVG/C	AVG/G
2011	13	26	340	2	28	2.0	13.1	26.2
TOTAL	13	26	340	2	28	2.0	13.1	26.2

# PLAYER PROFILES



## MARK AVERY

### #97

SENIOR  
DEFENSIVE LINE

6'4"

280 LBS.

STOCKTON, CALIF. (AMOS ALONZO STAGG HS)

#### PRIOR TO NEVADA

2012: Will compete for playing time and a position on the depth chart in his senior season.

2011: Saw playing time in one game against New Mexico.

2010: Saw playing time in a pair of games and set a career high with two tackles against New Mexico State ... Also played against Colorado State but did not record a tackle.

2009: Provided depth on the defensive front in his first season of playing time after redshirting his first season.

2008: Redshirted his first season at Nevada.

#### HIGH SCHOOL

A graduate of Amos Alonzo Stagg High School in Stockton, Calif. ... Was a two-year letterwinner in football ... Was a second-team all-league selection in 2006 and a first-teamer in 2007 ... Named second-team all-area in 2007.

#### PERSONAL

Born Mark Avery II on April 24, 1989 in Stockton, Calif. ... Son of Ava Jones and Mark Avery ... Has not decided on a major ... Has two brothers.



## NECHO BEARD

### #87

SOPHOMORE  
WIDE RECEIVER

6'0"

205 LBS.

MORENO VALLEY, CALIF. (RANCHO VERDE HS)

#### NEVADA

2012: Will compete for playing time and possibly a starting job in the receiving corps after seeing brief action as a redshirt freshman in 2011.

2011: Played in eight games with no starts ... First career catch came against Idaho and was good for four yards.

2010: Joined the team as a true freshman and redshirted his first season at Nevada.


#### HIGH SCHOOL

A graduate of Rancho Verde High School in Moreno Valley, Calif. ... Was a two-year letterwinner for coach Pete Duffy.

#### PERSONAL

Born Necho Richard Beard on Aug. 5, 1992 ... Son of Anita and Richard Beard ... Chose Nevada because it was close to home ... Plans on majoring in pre-law with a business management minor and wants to be a sports agent.

# PLAYER PROFILES



**DRAY  
BELL**

**#26**

**SENIOR  
LINEBACKER**

**6'2"**

**230 LBS.**

**LOS ANGELES, CALIF. (EL CAMINO COLLEGE)**

## NEVADA

**2012:** Is expected to be a key factor on special teams and will battle for playing time within a linebacking corps crowded by fellow seniors.

**2011:** Played in 10 games, primarily on special teams but also as a key reserve in the linebacking corps ... Had 16 tackles on the year, including a career-high five against New Mexico ... First career sack came at New Mexico State, where he was also credited with a pass breakup.

**2010:** Joined Nevada as a transfer from Cerritos College and played sparingly in his first season at Nevada.

## JUNIOR COLLEGE

A graduate of El Camino College in Torrance, Calif.

## HIGH SCHOOL

A graduate of Dorsey High School in Los Angeles, Calif. ... Recorded 79 tackles as a senior, including seven sacks and 14 for a loss ... Was on the honor roll as a junior and senior.

## PERSONAL

Born Mondray Djuan Bell Jr. on Aug. 19, 1989 ... Goes by "Dray" ... Son of Renise LeBlanc and Mondray Bell Sr. ... Has an older brother, DeAndre, and sister, Renisha, and a younger sister, Ernisha ... Was also recruited by Arizona State, Fresno State and Idaho but chose Nevada because it was the right place to be ... Wants to be a firefighter.

## CAREER STATISTICS

### TACKLES

	G	UA	A	TOTAL	TFL	YDS	PD	FF	FR	BLKD
2010	1	0	0	0	0.0	0	0	0	0	0
2011	13	6	10	16	1.0	12	1	0	0	0
<b>TOTAL</b>	<b>14</b>	<b>6</b>	<b>10</b>	<b>16</b>	<b>1.0</b>	<b>12</b>	<b>1</b>	<b>0</b>	<b>0</b>	<b>0</b>

### SACKS

	G	UA	A	TOTAL	YDS
2010	1	0	0	0.0	0
2011	13	1	0	1.0	12
<b>TOTAL</b>	<b>14</b>	<b>1</b>	<b>0</b>	<b>1.0</b>	<b>12</b>



**ALEX  
BERTRANDO**

**#56**

**FRESHMAN  
LINEBACKER**

**6'2"**

**210 LBS.**

**LOOMIS, CALIF. (DEL ORO HS)**

## NEVADA

**2012:** Joined the team as a true freshman.

## PRIOR TO NEVADA

A graduate of Del Oro High School in Loomis, Calif. ... Was a key part of two league and section championships ... Was the DII state runners-up ... As a senior, was the Sacramento Bee's Defensive Player of the Year and was also named second-team All-State and second-team All-America by MaxPreps ... Was also a first-team allsection and all-metro selection while being named the league's Defensive MVP ... Was a two-time team MVP ... Also lettered once in baseball and twice in track and field.

## PERSONAL

Born Alexander Seldon Bertrando on Oct. 14, 1993 ... Son of Sharen and Will Bertrando ... Has an older brother, Nick ... Father played soccer at Pacific ... Brother is also a Nevada student and plays on the club baseball team ... Majoring in business ... Chose Nevada over Oregon State and Fresno State, among others ... Picked Nevada because of the location, football atmosphere and it was close to home ... Sports hero is Michael Jordan ... Enjoys snowboarding, wakeboarding, mountain biking, fishing and golfing in his free time.

# PLAYER PROFILES



## JOEL BITONIO

### #70

**JUNIOR**  
**OFFENSIVE LINE**  
**6'4"**  
**315 LBS.**  
**LONG BEACH, CALIF. (LONG BEACH WILSON HS)**

#### NEVADA

**2012:** A key part of the "Union," Bitonio is expected to emerge this year after a promising sophomore campaign ... Named to Preseason All-MW Second Team by College Football Madness ... Named to Preseason All-MW Third Team by the Phil Steele.  
**2011:** Stepped in and started all 13 games at one of the tackle positions for the Union ... Was a key force in leading the way for the fifth-best offense in the nation ... Earned Basalite Big Blocker honors for his performance against UNLV.  
**2010:** Emerged as a redshirt freshman to be a valuable reserve on the Union ... Played throughout the regular season as a tackle and on some special teams ... Saw action in all 14 games.  
**2009:** Redshirted his first season in the program but made the travel squad for the Sheraton Hawai'i Bowl ... Won the Offense's Full-Speed, Effort and Habit Award as the Scout Team Player of the Year.

#### HIGH SCHOOL

A graduate of Long Beach (Calif.) Wilson Classical High School ... Was a three-year letterman for coach Mario Morales ... Was a two sport star as a three-year letterwinner in basketball as well ... As a senior, was named to the Long Beach Telegram's Dream Team for football and basketball ... Was a two-time all-league selection and was the Moore League Lineman of the Year as a senior ... Was a first team all-conference selection and was named second-team all-state by maxpreps.com ... Also lettered in track as a senior and led the league in the shot put.

#### PERSONAL

Born Joel Michael Bitonio on Oct. 11, 1991 in San Pedro, Calif. ... Son of Debbie and the late Mike Bitonio ... Has an older sister, Katie, and a younger brother, Lucas ... Is majoring in civil engineering ... Sports hero is Kobe Bryant ... Choose Nevada because of the direction of the program, the atmosphere and the academic reputation of the school ... Was also recruited by Fresno State and San Jose State, among others ... Enjoys playing basketball, watching movies, listening to music and going to the beach in his free time.



## AARON BRADLEY

### #81

**SENIOR**  
**LINEBACKER**  
**6'1"**  
**180 LBS.**  
**STEVENSON RANCH, CALIF. (GAHR HS)**

#### PERSONAL

Born Aaron Fitzgerald Bradley on Dec. 7, 1990 ... Son of Randy and Sonya Bradley ... Has a younger sister, Randi ... Chose Nevada because of the coaching staff and the opportunity to compete for playing time early ... Has not decided on a major ... Was also recruited by Kentucky, Cal Poly and Kansas State ... Uncle Sidney Johnson played for the Washington Redskins and cousin Byron Bullock played in the CFL ... Enjoys sleeping, watching movies and traveling in his free time.

#### NEVADA

**2011:** Emerged late in the 2011 season as a valuable weapon in the receiving corps and figures to lock down a starting position for 2012 in fall camp.  
**2011:** Played in 10 games with six starts on the year ... First career catch was at Oregon for 12 yards ... Caught a pass in nine of his 10 games, including the final six regular season games and the bowl game ... Had a career-high seven catch for 136 yards and three touchdowns in the regular season finale against Idaho ... Matched the career-high seven reception in the Sheraton Hawaii Bowl, for a team-high 64 yards in the game ... All three of his scores on the year were against the Vandals and were the first TDs of his career ... Was also credited with two tackles.  
**2010:** Joined the team as a grayshirt and went through spring drills ... Entered the 2010 season as a true freshman and redshirted his first season at Nevada.

#### HIGH SCHOOL

A graduate of Gahr High School in Cerritos, Calif. ... Was a twoyear letterman and was named first-team all-league as a wide receiver as a senior ... Also played basketball and ran track ... Holds the Gahr HS long jump record at 25'-1".

### CAREER STATISTICS

#### RECEIVING

	G	REC	YDS	TD	LG	REC/G	AVG/C	AVG/G
2011	9	28	336	3	63	3.1	12.0	37.3
TOTAL	9	28	336	3	63	3.1	12.0	37.3



# PLAYER PROFILES



## ZACH BRICKELL

### #62

REDSHIRT FRESHMAN  
OFFENSIVE LINE  
6'3"  
290 LBS.  
FALLBROOK, CALIF. (FALLBROOK HS)

#### NEVADA

2012: Will compete for a spot on the depth chart after redshirting his first full season at Nevada in 2011.  
2011: Enrolled at Nevada in January and went through spring drills with the team ... Redshirted his first season

#### HIGH SCHOOL

A graduate of Fallbrook (Calif.) Union High School ... Was a three-year letterwinner in football ... Earned all-league honors as a senior ... Also lettered twice in lacrosse.

#### PERSONAL

Born Zachary Douglas Brickell on Oct. 13, 1992 ... Son of Doug and Kim Brickell ... Has an older sister, Carrie, and an older brother, Tyler ... Brother played football at UNLV ... Is majoring in criminal justice and wants to go to law school or into law enforcement ... Was also recruited by Montana, Air Force and UNLV but picked Nevada because of the area and the program ... Lists most memorable sports moments as playing in an all-star game as a senior in high school and the day he signed a National Letter of Intent to play at Nevada ... Enjoys fishing and spending time with friends.



## KENDALL BROCK

### #20

SOPHOMORE  
WIDE RECEIVER  
5'8"  
190 LBS.  
FRESNO, CALIF. (CLOVIS WEST HS)

#### PERSONAL

Born Kendall McKay Brock on July 10, 1992 ... Son of Linda and Bo Brock ... Has an older brother, Quentin, who played football at Willamette ... Father played football and baseball at UNLV ... Majoring in kinesiology and wants to be a physical therapist ... Was also recruited by Washington State, Duke, Wyoming and San Jose State ... Enjoys playing video games, lifting weights and spending time with friends.

#### NEVADA

2012: A versatile athlete who should see the field in a number of ways after playing as a true freshman in 2011 ... Natural position is at running back but he will also see time as receiver in the passing game ... Likely to factor in on special teams as a return man.

2011: Burned his redshirt in week five and played in eight games during the regular season with one start ... Served primarily as a kick returner with 25 returns for 562 yards and a long of 35 ... Also carried the ball 13 times for 101 yards with a long of 29, which came against New Mexico ... Had three catches for 24 yards, including his first career touchdown, which was a 7-yarder against Idaho ... Was credited with five tackles on the year.

#### HIGH SCHOOL

A graduate of Clovis (Calif.) West High School ... Was a three-year letterwinner who was part of conference and section championship teams as a sophomore and senior ... Named first-team all-conference as a sophomore, junior and senior ... Earned first-team all-section honors as a junior and senior and was named all-state as a senior in 2010 ... Holds 14 different school records, including 4,918 career rushing yards and 62 career touchdowns ... Rushing total is also a Tri-Rivers Athletic Conference record.

### CAREER STATISTICS

#### RUSHING

	G	ATT	YDS	TD	LG	AVG/C	AVG/G
2011	9	13	101	0	29	7.8	11.2
TOTAL	9	13	101	0	29	7.8	11.2

#### RECEIVING

	G	REC	YDS	TD	LG	REC/G	AVG/C	AVG/G
2011	9	3	24	1	11	0.3	8.0	2.7
TOTAL	9	3	24	1	11	0.3	8.0	2.7

#### KICK RETURNS

	G	NO.	YDS	TD	LG	AVG/R	AVG/G
2011	9	28	604	0	35	21.6	67.1
TOTAL	9	28	604	0	35	21.6	67.1

# PLAYER PROFILES



## REGGIE COATES

### #10

FRESHMAN  
DEFENSIVE END  
6'1"  
240 LBS.  
CANOGA PARK, CALIF. (CRESPI HS)

#### NEVADA

2011: Enrolled at Nevada in the spring of 2011 and went through spring drills with the team.

#### HIGH SCHOOL

A graduate of Crespi High School in Encino, Calif. ... Was a four-year letterwinner in both football and basketball ... Named first-team all-league in football as a junior and senior ... Also earned all-league honors in basketball.

#### PERSONAL

Born Reginald Theron Coates on Feb. 9, 1992 ... Son of Theresa Coates ... Has a younger brother, Ryan ... Has not yet decided on a major ... Chose Nevada over Washington, USC, San Diego State, Iowa State and Tulsa ... Picked Nevada because of the educational opportunities and the football program ... Sports heroes are Michael Jordan and LeBron James.



## DEVIN COMBS

### #13

SOPHOMORE  
QUARTERBACK  
6'2"  
215 LBS.  
OAKDALE, CALIF. (MODESTO JC)

#### NEVADA

2012: Had a strong spring and will compete for the second-string quarterback position behind starter Cody Fajardo.

2011: Joined Nevada as a transfer from Modesto Junior College and did not play in his first season.

#### JUNIOR COLLEGE

Played one season at Modesto (Calif.) Junior College ... Was named the conference Most Valuable Player, All-NorCal and all-state in his lone season.

#### HIGH SCHOOL

A graduate of Oakdale (Calif.) High School ... Guided team as a senior to Valley Oak League and San Joaquin Section championships ... Lettered in football as a junior and senior.

#### PERSONAL

Born Devin Michael Combs on July 6, 1990 ... Son of Carl and Brenda Combs ... Has two sisters, Mishon and Lindsay, and a brother, Tanner ... Majoring in finance and economics and wants to pursue an MBA ... Had scholarship offers after one season at Modesto from a number of schools including Wyoming, Army and San Jose State ... Chose Nevada to be part of the Pistol offense and because of the opportunity to "advance academically and athletically" ... Is an Eagle Scout ... Enjoys playing the piano, reading, lifting weights and eating ... Sports hero is Tim Tebow.

# PLAYER PROFILES



## DOMINIC COULTER

### #80

REDSHIRT FRESHMAN  
WIDE RECEIVER  
6'1"  
225 LBS.  
TUSTIN, CALIF. (TUSTIN HS)

#### NEVADA

2012: Will compete for playing time and potentially a starting position in the wide receiving corps ... Could also see time on special teams.

2011: Joined Nevada as a true freshman and redshirted his first season.

#### HIGH SCHOOL

A graduate of Tustin (Calif.) High School ... Earned varsity letters in both football and basketball ... played for coach Myron Miller.

#### PERSONAL

Born Dominic Nicholas Coulter on Jan. 10, 1992 ... Son of Paulette Coulter and Steve Coulter ... Has an older brother, Steve, and a younger sister, Victoria ... Has not yet decided on a major ... Was also recruited by Cal, Utah, San Jose State and Hawaii but chose Nevada because it felt like home ... Enjoys playing basketball in his free time ... Lists his sports hero as Michael Jordan.



## NOLAN DAMBACHER

### #58

FRESHMAN  
DEFENSIVE END  
6'3"  
245 LBS.  
SONORA, CALIF. (SONORA HS)

#### NEVADA

2012: Joined the team as a true freshman.

#### HIGH SCHOOL

A graduate of Sonora (Calif.) High School ... Was the All-Area MVP as a senior while earning first-team All-District honors ... Named first-team all-league on both offense and defense ... Named first-team All-Area as a junior while earning second-team all-league honors ... Named school's Most Outstanding Athlete as a senior ... Participated in the Rotary Interact Club ... Also played baseball.

#### PERSONAL

Born Nolan Carl Dambacher on Feb. 10, 1994 ... Son of Laurel and Michael Dambacher ... Has an older brother, Evan, a younger sister, Leah, and a younger brother, Mason ... Father played football at Fresno State ... Grandfather Don Dambacher played football at San Jose State and grandfather Dick Pland played football at Cal ... Sports heroes are Steve Young and Patrick Willis ... Enjoys fishing and being in the outdoors.

# PLAYER PROFILES



## DANNY DECARLO

### #44

JUNIOR  
LINEBACKER  
6'3"

225 LBS.  
MARIN, CALIF. (SANTA ROSA CC)

#### NEVADA

2012: Joined Nevada as a transfer from Santa Rosa Junior College ... Could factor into the depth in the linebacking corps and should also see time on special teams.

#### JUNIOR COLLEGE

A graduate of Santa Rosa (Calif.) Junior College ... Was the defensive MVP on his team ... Led all NorCal Conference linebackers in tackles with 77.

#### HIGH SCHOOL

A graduate of Tamalpais High School in Mill Valley, Calif. ... Was a three-year letterwinner in football and was the team's MVP as a senior ... Named the league's All-Purpose Player of the Year as a senior ... Recorded 115 tackles as a senior ... Also lettered twice in lacrosse.

#### PERSONAL

Born Daniel James DeCarlo on Sept. 8, 1991 ... Son of Lisa DeCarlo and Jim DeCarlo ... Has a younger sister, Madeline ... Is majoring in communications with a minor in business ... Enjoys riding motorcycles and spending time with family in his free time.



## ABEL DE HARO

### #74

SOPHOMORE  
OFFENSIVE LINE  
6'3"

300 LBS.  
CANOGA PARK, CALIF. (LOS ANGELES VALLEY COLLEGE)

#### NEVADA

2012: Joined Nevada as a sophomore transfer from L.A. Valley College ... Could compete for a starting job and will factor into the depth on the offensive front.

#### JUNIOR COLLEGE

Played one season and Los Angeles Valley College before transferring to Nevada.

#### HIGH SCHOOL

A graduate of Canoga Park (Calif.) High School ... Named most valuable lineman in the L.A. City Section as a junior and senior ... Was a three-time all-league selection and twice earned all-city honors ... Multi-sport star who also lettered in volleyball and track and field.

#### PERSONAL

Born Abel De Haro on Jan. 29, 1993 ... Son of Isaura Mora and Nicolas De Haro ... Has an older brother, Juan ... Has not yet decided on a major ... Played on the same high school team as Nevada teammate Randy Uzoma.



## BURTON DE KONING

### #11

REDSHIRT FRESHMAN  
LINEBACKER  
6'2"  
225 LBS.  
FOLSOM, CALIF. (FOLSOM HS)

#### NEVADA

2012: Had a strong offseason and will look to earn playing time as a redshirt freshman, both on special teams and in the linebacking corps.

2011: Joined Nevada as a true freshman and redshirted his first season.

#### HIGH SCHOOL

A graduate of Folsom (Calif.) High School ... Was a three-year letterwinner in football who led the team to conference and state championships as a senior ... Named first-team All-Delta River League as a junior and senior ... Earned first-team all-area honors from the Sacramento Bee and was also named second-team All-NorCal and third-team All-State as a senior ... Was second-team all-league in baseball as a senior and was a two-time letterwinner on the diamond.

#### PERSONAL

Born Burton Taylor De Koning on Aug. 25, 1992 ... Son of Jim De Koning and Becky and David Tyner ... Has two older brothers, Casey and Ryan ... Has not yet decided on a major ... Had recruiting interest from a number of schools, including Oregon, Oregon State, Stanford, LSU, Fresno State and Wyoming but chose Nevada because "it felt like home" ... Enjoys working out, listening to music and playing the drums.



## LORENZO DEVERS

### #35

REDSHIRT FRESHMAN  
LINEBACKER  
6'0"  
230 LBS.  
ORANGE, CALIF. (ORANGE LUTHERAN HS)

#### NEVADA

2012: Will look for playing time, both as a linebacker and on special teams, after redshirting the 2011 season in his first season at Nevada.

2011: Joined Nevada as a true freshman and redshirted his first season.

#### HIGH SCHOOL

A graduate of Orange (Calif.) Lutheran High School ... Was a first-team all-league selection as a junior.

#### PERSONAL

Born Lorenzo Rufus Devers on Dec. 31, 1992 ... Son of Juanitta Perry ... Has two brothers and two sisters ... Has not yet decided on a major ... Picked Nevada because it felt like home ... Enjoys listening to music.

# PLAYER PROFILES



## COLIN DITSWORTH

### #46

SOPHOMORE

KICKER

6'0"

195 LBS.

LAS VEGAS, NEV. (BISHOP GORMAN HS)

#### NEVADA

**2012:** Could factor into special teams as the team's place-kicker after stepping in late in 2011 after injuries to both of Nevada's other kickers.

**2011:** Joined Nevada as a true freshman and was called into action due to injuries in the kicking game ... Served as the team's kickoff specialist the final five games of the year ... Averaged 58.7 yards per kick.

#### HIGH SCHOOL

A graduate of Bishop Gorman High School in Las Vegas, Nev. ... Was a four-year letterwinner in high school ... Was part of conference and state championships in 2007, 2009 and 2010 ... Named first-team all-state as a junior and senior ... Member of the National Honor Society and was the school's valedictorian.

#### PERSONAL

Born Colin Sterling Ditsworth on Feb. 12, 1993 ... Son of Brad and Denise Ditsworth ... Has an older sister, Meghann ... Majoring in biology and wants to be a physical therapist ... Had recruiting interest from Boise State, Fresno State, Kansas State, Kansas and Northern Arizona but chose Nevada because it's close to home, academics and the football program ... List sports hero as Lance Armstrong ... Most memorable sport moment was a 50-yard field goal as a senior in high school ... Enjoys snowboarding.



## JORDAN DOBRICH

### #49

REDSHIRT FRESHMAN

LINEBACKER

6'2"

235 LBS.

MAGALIA, CALIF. (PARADISE HS)

#### NEVADA

**2012:** Has a good offseason and will look for playing time at linebacker and on special teams after redshirting last season.

**2011:** Joined Nevada as a true freshman and redshirted his first season.

#### HIGH SCHOOL

A graduate of Paradise (Calif.) High School ... Was a part of two conference championship teams, as a sophomore and again as a senior ... Named first-team all-league and all-section as a junior and senior ... Was an honor roll student.

#### PERSONAL

Born Jordan Mark Dobrich on Dec. 30, 1992 ... Son of Steven and Shirlena Dobrich ... Majoring in community health sciences ... Chose Nevada because Reno always felt like a second home and he likes the academic and athletic opportunities.



## CHANCE EARLY

### #88

REDSHIRT FRESHMAN

WIDE RECEIVER

6'0"

175 LBS.

SAN DIEGO, CALIF. (CATHEDRAL CATHOLIC HS)

#### NEVADA

2012: Will provide depth within the receiving corps after redshirting his first season at Nevada in 2011.

2011: Joined Nevada as a true freshman and redshirted his first season.

#### HIGH SCHOOL

A graduate of Cathedral Catholic High School in San Diego, Calif. ... Was a four-year letterwinner in football and part of four straight CIF championship teams ... Was part of a state championship team in 2008 ... Named second-team All-CIF in 2009 and 2010 in addition to all-league honors.

#### PERSONAL

Born Chance Elliot Early on March 1, 1993 ... Son of Quinn and Casandra Early ... Has an older brother, Quinn Jr. ... Father starred at Iowa and played in the NFL for four different teams ... Has not yet decided on a major ... Received recruiting interest from Iowa, Arizona, Miami, Oklahoma, Kentucky, Cincinnati and San Jose State ... Lists his father as his sports hero ... Most memorable sports moment was a 70-yard touchdown reception in the final seconds of the CIF Championship.



## SALESA FARAIMO

### #71

SOPHOMORE

QUARTERBACK

6'2"

275 LBS.

SACRAMENTO, CALIF. (GRANT HS)

#### NEVADA

2012: Joined the team as a true freshman.

#### HIGH SCHOOL

A graduate of Grant High School in Sacramento, Calif. ... Was a two-year letterman in football and was part of a Delta Valley Championship in 2011 ... Earned first-team all-city honors on offense and defense and was also a first-team all-conference selection on offense and defense.

#### PERSONAL

Born Charles-Salesa Onesemo Faraimo on Aug. 31, 1994 ... Son of Luisa and Richard Fepuluai Faraimo ... Goes by "Salesa" ... Has an older brother, Ricky, and younger sisters Erica and Maevega ... Had recruiting interest from Colorado, Oregon and Arizona State, among others, but chose Nevada in part because of the high graduation rate of student-athletes ... Sports hero is Junior Seau ... Favorite sports memory was a 16-tackle performance in the playoffs against Franklin High School ... Enjoys spending time with family and friends and trying new things.

# PLAYER PROFILES



## ARTHUR FORREST II

### #29

**JUNIOR**  
**DEFENSIVE BACK**  
 6'2"  
 210 LBS.  
 CHINO HILLS, CALIF. (CITRUS COLLEGE)

#### NEVADA

2011: Joined Nevada as a transfer from Citrus College and could factor immediately into the depth in the secondary and on special teams.

#### JUNIOR COLLEGE

A graduate of Citrus College in Glendora, Calif. ... As a sophomore, recorded 42 tackles with an interception, a forced fumble, a fumble recovery and eight pass breakups.

#### HIGH SCHOOL

A graduate of Ayala High School in Chino Hills, Calif. ... Was part of two league championship teams ... Earned first-team all-league honors as a senior ... Also earned all-conference honors in track and field ... Was part of the BSU and named to the Dean's List and President's List.

#### PERSONAL

Born Arthur Thomas Forrest II on Sept. 30, 1990 ... Son of Toni and Dr. Arthur Forrest ... Has two sisters, Kaneisha and Aiesha ... Majoring in business and wants to be an entrepreneur ... Had recruiting interest from Maryland, Utah, Kansas State, Colorado State and Utah State, among others, but chose Nevada because of the campus and the opportunity to win championships ... Sports hero is Muhammad Ali ... Enjoys playing basketball and spending time with friends.



## SAM FOSTER

### #99

**JUNIOR**  
**DEFENSIVE END**  
 6'4"  
 265 LBS.  
 ESPARTO, CALIF. (ESPARTO HS)

#### NEVADA

2011: Is expected to compete for a starting job at one of the defensive end positions after playing mostly in a reserve role in 2011.

2011: Played in nine games with one start ... Recorded eight tackles on the year ... Set a career high with four tackles against New Mexico State when he made his first career start ... Was also credited with a half-sack against the Aggies ... Broke up a pass against Idaho.

2010: Played in a handful of games as a redshirt freshman ... Credited with four tackles, including a career-best three against New Mexico State.

2009: Did not play while redshirting his first season at Nevada ... Made the travel squad for the Sheraton Hawai'i Bowl game against SMU.

#### HIGH SCHOOL

A graduate of Esparto (Calif.) High School ... Was a two-year letterman for coach Rod Trotton ... Also lettered in basketball ... Was a two-time all-league selection ... Was named the team's Most Valuable Player.

#### PERSONAL

Born Samuel Joseph Foster on Dec. 7, 1990 in Woodland, Calif. ... Son of Carrie Foster and John and Michelle Foster ... Has two brothers, Andrew and Ricky, and a sister, Nicole ... Majoring in criminal justice and wants to be a fish and game warden.

### CAREER STATISTICS

#### TACKLES

	G	UA	A	TOTAL	TFL	YDS	PD	FF	FR	BLKD
2010	4	3	1	4	0.0	0	0	0	0	0
2011	9	5	3	8	0.5	3	1	0	0	0
<b>TOTAL</b>	<b>13</b>	<b>8</b>	<b>4</b>	<b>12</b>	<b>0.5</b>	<b>3</b>	<b>1</b>	<b>0</b>	<b>0</b>	<b>0</b>



# PLAYER PROFILES



## MATT GALAS

### #65

SOPHOMORE  
OFFENSIVE LINE

6'1"

280 LBS.

MODESTO, CALIF. (CENTRAL CATHOLIC HS)

#### NEVADA

**2012:** Enters his sophomore season as one of the contenders for the starting job at center for the Union.

**2011:** Played in a pair of games in a reserve role for the Union.

**2010:** Joined the team as a true freshman and redshirted his first season at Nevada.

#### HIGH SCHOOL

A graduate of Modesto (Calif.) Central Catholic High School ... Was a three-year letterman in football ... Was a three-time all-league selection ... Earned all-section honors as a junior and senior and was an all-state pick as a senior ... Was a four-year letterman in wrestling, earning section championship honors and was a state medalist.

#### PERSONAL

Born Matthew Joseph Galas on Nov. 21, 1991 ... Son of Tim and Patricia Galas ... Has two older sisters, Mary Terese and Suzanne, and an older brother, Dominic ... Father played football at Cal in the 1980s and brother Dominic is currently playing at Cal ... Chose Nevada over Cal, Stanford, Washington State, San Diego State, and Army because of the explosive Pistol offense and the good fit academically ... Sports hero is Jeff Saturday ... Enjoys hunting and fishing and being outdoors in his free time.



## TRAVIS GARDNER

### #22

FRESHMAN  
WIDE RECEIVER

6'0"

190 LBS.

CHULA VISTA, CALIF. (EASTLAKE HS)

#### NEVADA

**2012:** Joined the team as a true freshman.

#### HIGH SCHOOL

A graduate of Eastlake High School in Chula Vista, Calif. ... Was a three-year letterwinner and part of the 2009 CIF Championship team at Eastlake... Also lettered four years in basketball.

#### PERSONAL

Born Travis Deon Gardner on Dec. 3, 1993 ... Son of Tracie Turner and Dwight Darbins ... Has a younger brother, Diego, and a younger sister, Tara ... Has not yet decided on a major but is interested in becoming a teacher ... Had recruiting interest from Washington State, Colorado State and San Diego State but chose Nevada because of the great football program and the educational opportunities ... Sports hero is LeBron James.

# PLAYER PROFILES



## CHARLES GARRETT

### #24

SOPHOMORE  
DEFENSIVE BACK

5' 11"

195 LBS.

LOS ANGELES, CALIF. (DORSEY HS)

#### HIGH SCHOOL

A graduate of Dorsey High School in Los Angeles, Calif. ... Was a two-time all-league selection and twice earned all-city honors ... Played football all four years and also lettered four years in track and field and twice in volleyball.

#### PERSONAL

Born Charles Keith Rich Garrett on Aug. 29, 1992 ... Son of Vanessa Garrett ... Has an older sister, Charsena, and three younger brothers, Christopher, Chaleb and Chase.

#### NEVADA

**2012:** Converted from safety back to cornerback in the offseason and will compete for a starting job in the secondary this year.

**2011:** Began the season as a starter at one of the safety spots ... Starter the first four games of the season and played in five games overall before a hamstring injury limited him ... Finished the year with 18 tackles, including a career-high seven at Oregon.

**2010:** Joined the team as a true freshman and redshirted his first season at Nevada.

#### CAREER STATISTICS

##### TACKLES

	G	UA	A	TOTAL	TFL	YDS	PD	FF	FR	BLKD
2011	4	11	7	18	0.0	0	1	0	0	0
TOTAL	4	11	7	18	0.0	0	1	0	0	0



## JERRED GIPSON

### #47

FRESHMAN  
TIGHT END

6' 0"

235 LBS.

HOUSTON, TEXAS (CYPRESS CREEK HS)

#### NEVADA

**2012:** Joined the team as a true freshman.

#### HIGH SCHOOL

A graduate of Cypress Creek High School in Houston, Texas ... Was a multi-sport athlete who lettered four years each in football, basketball and track and field ... Earned all-district honors as a return specialist and a tight end in 2009, 2010 and 2011 ... Was part of a team that won three straight district championships

#### PERSONAL

Born Jarred Jamal Gipson on Jan. 1, 1994 ... Son of Laticia and Johnny Gipson ... Has a younger sister, Kaylyn ... Majoring in health science and wants to be a pharmacist ... Enjoys music and plays piano, guitar and drums ... Sports hero is Andre Johnson.

# PLAYER PROFILES



## NIGEL HAIKINS

### #23

**JUNIOR**  
**DEFENSIVE BACK**  
 5' 10"  
 200 LBS.  
 CONCORD, CALIF. (DIABLO VALLEY COLLEGE)

**NEVADA**  
 2012: Enrolled at Nevada in the spring semester and went through spring drills with the team ... Expected to compete for playing time in the defensive back-field and should also see time on special teams.

**JUNIOR COLLEGE**  
 Played two years at Diablo Valley College in Pleasant Hill, Calif.

**HIGH SCHOOL**  
 A graduate of Ygnacio Valley High School in Concord, Calif. ... Was an Honor Roll student ... Was part of a Diablo Valley League Championship team as a senior in 2009.

**PERSONAL**  
 Born Nigel Kweku Haikins on Aug. 12, 1992 ... Son of Hilda Haikins and Samuel Appiah ... Has not yet decided on a major ... Also received recruiting interest from Washington, Illinois, North Carolina, Oregon State and Utah ... Enjoys reading and video games in his free time.



## NICK HALE

### #32

**SENIOR**  
**RUNNING BACK**  
 5' 10"  
 215 LBS.  
 VALENCIA, CALIF. (COLLEGE OF THE CANYONS)

**JUNIOR COLLEGE**  
 Played one season at College of the Canyons in the Western States League.

**HIGH SCHOOL**  
 A graduate of Valencia (Calif.) High School ... Lettered for coach Larry Muir ... Also lettered twice in track and field.

**PERSONAL**  
 Born Nicholas Tyler Hale on Jan. 17, 1990 ... Son of Nick and Shari Hale ... Has an older sister, Alana ... Is majoring in business ... Picked Nevada because he fell in love with the campus on his visit.football program and the educational opportunities ... Sports hero is LeBron James.

**NEVADA**  
 2012: Is one of a handful of backs vying for the starting position entering the year ... One of the strongest skills players on the team, could also serve as a short-yardage specialist.  
 2011: Played in 12 games with one start, which came in the season opener at Oregon ... Finished sixth on the team in rushing with 24 carries for 105 yards and an average of 4.4 yards per carry ... Best performance was nine carries for 67 yards against Idaho ... Also caught two passes for 18 yards ... Was credited with four tackles on the year.  
 2010: Joined the team as sophomore transfer from College of the Canyons ... Did not start but played in all 14 games as a reserve running back and also on special teams ... Carried the ball six times for 23 yards during the regular season ... Scored first career touchdown on a 20-yard pass from Colin Kaepernick against Utah State ... Was credited with three tackles and a forced fumble on special teams.

### CAREER STATISTICS

#### RUSHING

	G	ATT	YDS	TD	LG	AVG/C	AVG/G
2010	14	6	23	0	7	3.8	1.6
2011	13	24	105	0	16	4.4	8.1
<b>TOTAL</b>	<b>27</b>	<b>30</b>	<b>128</b>	<b>0</b>	<b>16</b>	<b>4.3</b>	<b>4.7</b>

#### RECEIVING

	G	REC	YDS	TD	LG	REC/G	AVG/C	AVG/G
2010	14	1	20	1	20	0.1	20.0	1.4
2011	13	4	34	0	13	0.3	8.5	2.6
<b>TOTAL</b>	<b>27</b>	<b>5</b>	<b>54</b>	<b>1</b>	<b>20</b>	<b>0.2</b>	<b>10.8</b>	<b>2.0</b>

# PLAYER PROFILES



## AISEA HANSEN

### #63

FRESHMAN  
OFFENSIVE LINE  
6'3"  
325 LBS.  
FONTANA, CALIF. (KAISER HS)

#### NEVADA


2012: Joined the team as a true freshman.

#### HIGH SCHOOL

A graduate of Kaiser High School in Fontana, Calif. ... Was a two-time first-team all-league selection and also earned back-to-back firstteam All-CIF honors.

#### PERSONAL

Born Aisea Henry Miller Hansen on Nov. 1, 1992 ... Son of Ruby and Eddie Hansen ... Has three sisters and four brothers ... Mother played volleyball at BYU-Hawaii and sister Rosie played volleyball at UC Riverside ... Brother Kinikinilau played junior college football ... Majoring in criminal justice ... Was also recruited by Fresno State, San Jose State and San Diego State but chose Nevada because he loved every minute of his recruiting trip to campus ... Sports hero is Haloti Ngata ... Enjoys volunteering in church activities in his free time.



## TRAVIS HANSEN

### #48

JUNIOR  
LINEBACKER  
6'2"  
220 LBS.  
SAN ANSELMO, CALIF. (COLLEGE OF THE SISKIYOU)

#### NEVADA

2012: Enrolled at Nevada in spring semester and went through spring drills with the team ... Will provide depth at linebacker and on special teams.

#### JUNIOR COLLEGE

Played two years at College of the Siskiyous in Weed, Calif. ... Earned all-league honors as sophomore.


#### HIGH SCHOOL

A graduate of Sir Francis Drake High School in San Anselmo, Calif. ... Was a two-year letterwinner in both football and lacrosse ... Named first-team all-league in football as a senior.

#### PERSONAL

Born Travis William Hansen on Jan. 7, 1992 ... Son of Laura and Steve Hansen ... Has a younger sister, Nicole ... Majoring in business ... Sports hero is Patrick Willis ... Enjoys lacrosse, snowboarding, mountain biking and kayaking in his free time.

# PLAYER PROFILES



## JORDAN HANSON

### #92

SOPHOMORE  
DEFENSIVE LINE

6'2"

285 LBS.

LOS ANGELES, CALIF. (LOYOLA HS)

#### NEVADA

**2012:** Enters his sophomore campaign looking for more playing time and potentially a starting job on the defensive front.

**2011:** Did not start but saw action in seven games as a defensive lineman and on special teams ... Did not record any statistics.

**2010:** Joined Nevada as a true freshman and redshirted his first season at Nevada.

#### HIGH SCHOOL

A graduate of Loyola HS in Los Angeles, Calif. ... Earned all-league honors as an offensive and defensive lineman ... Was a two-year letterwinner in football.

#### PERSONAL

Born Jordan Douglas Hanson on April 27, 1992 ... Son of Donna and Douglas Hanson ... Has three younger brothers, Dillon, Kylan and Cameron ... Has not decided on a major ... Enjoys spending time with friends, boxing and going to the beach in his free time ... Chose Nevada because of great academics and athletics programs.



## ALLEN HARDISON

### #60

SENIOR  
KICKER

6'4"

210 LBS.

NEWPORT BEACH, CALIF. (UNLV)

#### UNLV

Played football and soccer for two seasons at UNLV.

#### HIGH SCHOOL

A graduate of Corona del Mar High School in Newport Beach, Calif. ... Played football and soccer and was part of a pair of championship teams in soccer.

#### PERSONAL

Born Allen Crosby Hardison on Aug. 18, 1988 ... Son of Allen Hardison and Terry Hardison ... Has an older sister, Stephanie, who played soccer at Cal State Monterey Bay ... Enjoys golf and spending time with family and friends.

#### NEVADA

**2012:** Will likely serve as the team's kickoff specialist and could also factor in as the placekicker as well ... Named to Preseason All-MW Second Team by the Phil Steele.

**2011:** Started the season as the kickoff specialist and averaged 62.5 yards on kickoffs ... Took over the Pack's place-kicking duties at Boise State and was 19 of 19 on the year on point-after attempts ... Was 7 of 10 on field goals with a long of 48 yards ... Suffered a leg injury against New Mexico State and missed the remainder of the regular season.

### CAREER STATISTICS

#### SCORING

	G	TD	RUSH	PASS	RETN	PAT	2PAT	FG	TOTAL	AVG/G
2011	9	0	0	0	0	21	0	8	45	5.0
TOTAL	9	0	0	0	0	21	0	8	45	5.0

#### FIELD GOALS

	G	ATT	MADE	LG	PCT
2011	9	11	8	48	72.7
TOTAL	9	11	8	48	72.7

# PLAYER PROFILES



## BROCK HEKKING

### #53

SOPHOMORE  
DEFENSIVE END  
6' 4"

260 LBS.

VACAVILLE, CALIF. (VACAVILLE HS)

#### NEVADA

**2012:** Started to emerge as a redshirt freshman in 2011 and will be expected to compete for a starting job at one of the defensive end spots this year as a sophomore.

**2011:** Did not start but saw playing time in 11 games at defensive end ... Registered seven tackles on the year ... Best performance was a three-tackle day against Idaho in the regular season finale.

**2010:** Joined the team as a true freshman and redshirted his first season at Nevada.

#### HIGH SCHOOL

A graduate of Vacaville (Calif.) High School ... Was a two-year letterman in football ... Helped lead team to Montecello League Championship as a senior in 2009 ... Earned first-team all-league honors ... Also lettered twice in track and field.

#### PERSONAL

Born Broderick Adrianus Hekking on Oct. 6, 1991 ... Son of Robert and Jennifer Hekking ... Has a younger sister, Westley, and a younger brother, Chad ... Majoring in psychology ... Chose Nevada over BYU and Fresno State because of the atmosphere and the intensity of the program ... In his free time, enjoys working out, wakeboarding and snowboarding.

### CAREER STATISTICS

#### TACKLES

	G	UA	A	TOTAL	TFL	YDS	PD	FF	FR	BLKD
2011	13	2	5	7	0.0	0	0	0	0	0
TOTAL	13	2	8	7	0.0	0	0	0	0	0



## HASAAN HENDERSON

### #16

FRESHMAN  
QUARTERBACK  
6' 5"

215 LBS.

LAS VEGAS, NEV. (LAS VEGAS HS)

#### NEVADA

**2012:** Joined the team as a true freshman.

#### HIGH SCHOOL

A graduate of Las Vegas (Nev.) High School ... Was a two-time all-state and all-conference selection for the Wildcats ... Earned eight varsity letters – four in football and four in basketball ... Was also a two-time all-state and all-conference pick in basketball.

#### PERSONAL

Born Hasaan Shahib Henderson on Dec. 27, 1993 ... Son of Kishambi and Alzim Henderson ... Has one brother and three sisters ... Majoring in criminal justice ... Had recruiting interest from Arkansas, Washington, UNLV, Hawai'i and Utah State but chose Nevada because of the program and the coaching staff ... Sports hero is Cam Newton.



## JACOB HENRY

### #79

FRESHMAN  
OFFENSIVE LINE  
6'6"

265 LBS.

LEMOORE, CALIF. (LEMOORE UNION HS)

#### NEVADA

2012: Joined the team as a true freshman.

#### HIGH SCHOOL

A graduate of Lemoore Union High School in Lemoore, Calif. ... Was named the league's most valuable lineman as a senior ... Was a two-time all-county first team selection ... Earned three all-league selections ... Was a multi-sport star who earned four letters in football, two in basketball and one in track and field.

#### PERSONAL

Born Jacob Thomas Henry on Sept. 9, 1994 ... Son of Patricia and Robert Henry ... Has an older sister, Sarah, and a younger sister, Bobbie ... Majoring in sociology and wants to be a lawyer ... Had recruiting interest from UCLA, Iowa State and Utah State but chose Nevada because of the coaching staff ... Enjoys snowboarding and playing golf in his free time.



## CODY HOLLISTER

### #16

FRESHMAN  
WIDE RECEIVER  
6'3"

210 LBS.

BEND, ORE. (MOUNTAIN VIEW HS)

#### NEVADA

2012: Joined the team as a true freshman.

#### HIGH SCHOOL

A graduate of Mountain View High School in Bend, Ore. ... Was a first-team all-state and all-conference selection ... Holds all Mountain View's receiving records ... Led team to state championship as a senior and three straight conference titles ... Combined for 2,300 yards and 30 touchdowns as a junior and senior ... Earned 10 varsity letters while playing football, basketball and baseball.

#### PERSONAL

Born Nov. 18, 1993 ... Son of Jennifer and Matt Connolly and Evan and Kathy Hollister ... Along with twin brother Jacob, has three sisters: Shelby, Sierra and Hailey ... Father played baseball at Portland State ... Grandfather played football at BYU ... Majoring in business ... Had recruiting interest from Washington State, Idaho and a number of Ivy League schools ... Enjoys spending time with family and friends and being involved with his church.

# PLAYER PROFILES



## JACOB HOLLISTER

#11

FRESHMAN  
QUARTERBACK  
6'3"  
215 LBS.  
BEND, ORE. (MOUNTAIN VIEW HS)

### NEVADA

2012: Joined the team as a true freshman.

### HIGH SCHOOL

A graduate of Mountain View High School in Bend, Ore. ... Named offensive player of the year for the stat and conference as a senior ... Was a first-team all-state and all-conference selection ... Holds most of Mountain View's passing records ... Led team to state championship as a senior and three straight conference titles ... Completed 62 percent of his passes with 37 touchdowns and just three interceptions as a senior ... Earned nine varsity letters while playing football, basketball and baseball.

### PERSONAL

Born Nov. 18, 1993 ... Son of Jennifer and Matt Connolly and Evan and Kathy Hollister ... Along with twin brother Cody, has three sisters: Shelby, Sierra and Hailey ... Father played baseball at Portland State ... Grandfather played football at BYU ... Majoring in business ... Sports hero is Tim Tebow ... Had recruiting interest from Washington State, Wyoming, Portland State, Eastern Washington and Idaho ... Enjoys boating, spending time with family and friends and being involved with his church ... Participates in Athletes for Orphans charity.



## RANDY HORTON

#85

SOPHOMORE  
TIGHT END  
6'4"  
260 LBS.  
SIMI VALLEY, CALIF. (COLLEGE OF THE CANYONS)

### NEVADA

2012: Should see time on special teams and could factor into the depth at tight end after redshirting in 2011.

2011: Joined Nevada as a junior college transfer and battled injuries his first season.

### JUNIOR COLLEGE

Played one season at College of the Canyons in Santa Clarita, Calif. ... Named top blocking tight end in the Northern Conference ... Had eight catches for 100 yards ... earned an associate's degree.

### HIGH SCHOOL

A graduate of Simi Valley (Calif.) High School ... Was a two-year letterwinner (2008 and 2009) ... As a senior, started all 10 games and had 10 catches for 150 yards.

### PERSONAL

Born Randy Scott Horton on July 10, 1991 ... Son of Bruce and Gloria Horton ... Has an older sister, Brandi, and younger brothers, Cody and Steven ... Is majoring in business ... Was also recruited by Oregon State, Boise State, Colorado and Arizona but picked Nevada because of the fit and the role of the tight end position within the Pistol offense ... Sports hero is Jason Witten.



# PLAYER PROFILES



## TYLER HOUK

### #90

SOPHOMORE  
DEFENSIVE END

6'4"

255 LBS.

EXETER, CALIF. (COLLEGE OF THE SEQUOIAS)

#### NEVADA

2012: Expected to provide depth and compete for playing time on the defensive front after redshirting in 2011.

2011: Joined Nevada as a transfer from College of the Sequoias and redshirted his first season.

#### JUNIOR COLLEGE

Played one season at College of the Sequoias in Visalia, Calif. ... Was a second-team all-league selection after leading the team with 85 tackles, including seven sacks ... Earned an associate's degree.

#### HIGH SCHOOL

A graduate of Exeter (Calif.) Union High School ... Was a three-sport standout, lettering in football, wrestling and track and field ... Was first-team all-league as a junior and senior ... Named second-team all-county as a senior ... Recorded 89 tackles with nine sacks and three forced fumbles as a senior.

#### PERSONAL

Born Tyler Ladd Houk on Jan. 8, 1991 ... Son of Jeff Houk and Sandi Bennett ... Majoring in marketing ... Came to Nevada because of campus atmosphere and the academic and athletic opportunities ... Lists sports hero as Arizona State wrestler Anthony Robles ... Enjoys playing video games, listening to music and spending timewith friends.



## JOSEPH HUBER

### #83

JUNIOR  
WIDE RECEIVER

5'9"

185 LBS.

LAS VEGAS, NEV. (BISHOP GORMAN HS)

#### NEVADA

2012: Had a good offseason and will compete for playing time and possibly a starting job entering his junior season.

2011: Played in three games but did not compile any statistics.

2010: Played in two games in a reserve role.

2009: Walked on to the program and redshirted his first year at Nevada.

#### HIGH SCHOOL

A graduate of Bishop Gorman High School in Las Vegas, Nev. ... Was a first-team all-division quarterback for the Gaels ... earned two varsity letters and was part of state championship team as a junior ... As a senior, threw for 12 touchdowns, ran for 12 touchdowns and also had a receiving touchdown ... Also lettered twice in track and field.

#### PERSONAL

Born Joseph Lewis Huber on July 3, 1990 ... Son of Vicki and John Huber ... Has an older sister, Jennifer, an older brother, J.P., and a younger brother, James ... Majoring in business management ... Chose Nevada over Air Force, Utah and Utah State because it is close to home ... Enjoys the outdoors in his free time.

# PLAYER PROFILES



## L.J. JACKSON

### #15

FRESHMAN  
DEFENSIVE BACK  
6'0"  
185 LBS.  
RENO, NEV. (HUG HS)

#### NEVADA

2012: Joined Nevada as a true freshman.

#### HIGH SCHOOL

A graduate of Hug High School in Reno, Nev. ... Was a first-team all-region selection as a defensive back and a second-team selection as a kick returner ... Was also a track star who won five regional championships and two state titles in his career ... Earned a total of nine all-league honors in track and field ... Holds the school record in the 110m high hurdles at 14:42 and won the state high hurdles championship as a senior ... Also lettered one year in wrestling.

#### PERSONAL

Born Lonnie Jont'e Jackson on Dec. 4, 1993 ... Son of Rose Jackson and the late Lonnie Jackson Jr. ... Goes by "L.J." ... Majoring in criminal justice with a minor in psychology and wants to be a lawyer ... Had recruiting interest from Boise State and Montana, among others, but chose Nevada because was "born and raised a Pack fan" ... Enjoys working on cars and playing video games in his free time.



## STEPHEN JEFFERS

### #89

JUNIOR  
TIGHT END  
6'3"  
260 LBS.  
LAKE TAHOE, CALIF. (BISHOP MANOGUE HS)

#### NEVADA

2012: Will play a key role in the offense as perhaps the best blocking tight end on the roster.

2011: Played in 12 games and served primarily as the blocking tight end in the Wolf Pack's Pistol offense ... First career catch came at Oregon and was good for 16 yards ... Second catch of his career was for six yards against UNLV.

2010: Played in a handful of games as a backup tight end behind All-WAC selection Virgil Green and Zach Sudfeld ... Did not catch a pass.

2009: Redshirted his first season in the program but made the travel squad for the Sheraton Hawai'i Bowl.

#### HIGH SCHOOL

A graduate of Bishop Manogue Catholic High School in Reno, Nev. ... Was an all-around standout athlete, lettering in five sports: football (twice), basketball, baseball, wrestling and track and field ... Helped football team to a league championship as a senior ... Was the Northern 4A Lineman of the Year as a senior while earning first-team all-region and all-league accolades ... As a junior, was first-team all-league and second-team all-region ... Was part of a league-champion baseball team in 2008 ... Was first-team all-league and all-region in track and field as a senior ... Graduated with high honors and was a National Honor Society member.

#### PERSONAL

Born James Stephen Jeffers on Nov. 30, 1990 in Truckee, Calif. ... Son of Jim and Shelli Jeffers ... Has a younger sister, Samantha and a younger brother, Michael ... Has not yet declared a major ... Was also recruited by Fresno State, UNLV, SMU, San Diego State and Montana ... Chose Nevada to stay close to his family ... Father played football at San Diego State ... Uncle, Walt Brett, played football and Montana and in the NFL with the Falcons and Chargers ... Aunt, Lisa Robinette played basketball at Washington State ... Uncle, Michael Mariani, ran track and field at Arizona State ... Grandfather, Mike Mariani, played football at Arizona State.

#### CAREER STATISTICS

##### RECEIVING

	G	REC	YDS	TD	LG	REC/G	AVG/C	AVG/G
2009	1	0	0	0	0	0.0	0.0	0.0
2010	3	0	0	0	0	0.0	0.0	0.0
2011	13	2	22	0	16	0.2	11.0	1.7
<b>TOTAL</b>	<b>17</b>	<b>2</b>	<b>22</b>	<b>0</b>	<b>16</b>	<b>0.1</b>	<b>11.0</b>	<b>1.3</b>

# PLAYER PROFILES



## STEFFHON JEFFERSON

### #25

**JUNIOR**  
**RUNNING BACK**  
**5' 11"**  
**210 LBS.**  
**VISALIA, CALIF. (EL DIAMANTE HS)**

#### HIGH SCHOOL

A graduate of El Diamante High School in Visalia, Calif. ... Was a four-year letterman in football ... Helped lead team to CIF Section Championship game three years in a row, with a victory in 2007 ... Ran for 2,862 yards and 34 touchdowns ... As a senior in 2008, was the West Yosemite League Player of the Year and the Tulare County Player of the Year while also earning first-team all-league honors ... Was also named to the Fresno Bee's first-team all-area team ... Was a second-team all-league selection as a junior.

#### PERSONAL

Born Steffhon Alexander Jefferson on Aug. 14, 1991 in Hanford, Calif. ... Son of George Jefferson and Naomi Jefferson ... Has two younger brothers, Joshua and Braydon and a younger sister Talia ... Wants to be a nutritionist ... Cousin Nikke Blue played basketball UCLA and in the WNBA ... Lists sports hero as Terrell Davis ... Best sports memory is winning the 2007-08 CIF Section Championship.

#### NEVADA

**2012:** Enters his junior season as the projected starter at running back in the Pistol offense and could have a breakout season ... Named to Preseason All-MW second Team by the Athlon Sports

**2011:** Came off a strong spring to play in all 13 games with two starts ... Was fourth on the team in rushing with 429 yards ... Also tallied five touchdowns on the year ... First career 100-yard game came against UNLV with 17 carries for 100 yards ... Went back-to-back games over the century mark with 108 yards on 14 carries against New Mexico ... Had a pair of touchdowns against New Mexico State – the first multi-touchdown game of his career ... Also had six catches for 48 yards.

**2010:** Played in half of the Pack's games in a crowded and talented backfield ... Best performance was two carries for 21 yards and his first career touchdown in a win over Colorado State ... The TD came on a 21-yard run ... Finished the season with three carries for 26 yards and the TD ... Also had two tackles on special teams.

**2009:** Redshirted his first season in the program but made the travel squad for the Sheraton Hawai'i Bowl.

#### CAREER STATISTICS

##### RUSHING

	G	ATT	YDS	TD	LG	AVG/C	AVG/G
2010	7	3	26	1	21	8.7	3.7
2011	13	70	429	5	27	6.1	33.0
<b>TOTAL</b>	<b>20</b>	<b>73</b>	<b>455</b>	<b>6</b>	<b>27</b>	<b>6.2</b>	<b>22.8</b>

##### RECEIVING

	G	REC	YDS	TD	LG	REC/G	AVG/C	AVG/G
2010	7	0	0	0	0	0.0	0.0	0.0
2011	13	7	48	0	21	0.5	6.9	3.7
<b>TOTAL</b>	<b>20</b>	<b>7</b>	<b>48</b>	<b>0</b>	<b>21</b>	<b>0.3</b>	<b>6.9</b>	<b>2.4</b>



## LENNY JONES

### #94

**REDSHIRT FRESHMAN**  
**DEFENSIVE END**  
**6' 3"**  
**250 LBS.**  
**SAN LEANDRO, CALIF. (SAN LEANDRO HS)**

#### NEVADA

**2012:** Had a strong offseason and will compete for a starting job this year as a redshirt freshman.

**2011:** Joined the team in the spring semester and went through spring drills at Nevada ... Redshirted his first season with the Pack.

#### HIGH SCHOOL

A graduate of San Leandro (Calif.) High School ... Earned first-team all-league honors as a tight end and defensive end ... Was also a three-year letterwinner in basketball ... Holds the school record for most touchdowns by a tight end.

#### PERSONAL

Born Clifton Len Jones on Aug. 8, 1991 ... Son of Annette Jackson ... Goes by "Lenny" ... Majoring in criminal justice ... Has a younger sister, Anyiah ... Had recruiting interest from Boise State, Washington State and San Jose State, among others ... Enjoys playing basketball in his free time.



## BRYSON KEETON

### #18

REDSHIRT FRESHMAN  
DEFENSIVE BACK

6'2"

190 LBS.

BAKERSFIELD, CALIF. (RIDGEVIEW HS)

#### NEVADA

2012: Is expected to compete for playing time and possibly a starting job at cornerback as a redshirt freshman.

2011: Joined Nevada as a true freshman and redshirted his first year.

#### HIGH SCHOOL

A graduate of Ridgeview High School in Bakersfield, Calif. ... Was a three-time selection as an all-league and all-section defensive back ... Also lettered multiple times as a basketball player and helped team to a valley championship in 2010.

#### PERSONAL

Born Bryson Rashon Keeton on Feb. 24, 1993 ... Son of Deneene Roberson and Darryl Keeton ... Has two sisters, Kirstie and Tianna, and two brothers, Tevin and Darryl Jr. ... Cousin Ted Brackens played in the NFL for Jacksonville ... Uncle Ted Roberson played football at USC ... Uncle Sylvester Cooper played in the NFL for the St. Louis Rams ... Has not yet decided on a major ... Had recruiting interest from Fresno State, UCLA, Washington State and Florida State, among others ... Chose Nevada because of the program, location and academic opportunities ... Enjoys video games, eating and socializing in his free time.



## ANTHONY KNIGHT

### #6

REDSHIRT FRESHMAN  
RUNNING BACK

6'1"

225 LBS.

BOSTON, MASS. (LAWRENCE ACADEMY)

#### NEVADA

2012: Had a good offseason and will look to compete for playing time and potentially a starting job in the backfield as a redshirt freshman this season ... Named to Preseason All-MW Second Team by College Football Madness ... Named to Preseason All-MW Third Team by the Phil Steele

2011: Joined Nevada as a true freshman and redshirted his first year.

#### HIGH SCHOOL

A graduate of Lawrence Academy in Groton, Mass. ... Was a four-year letterwinner in football who earned first-team all-league honors as a sophomore, junior and senior ... Led team to conference and New England championship as a junior and conference championship as a senior ... Rushed for nearly 3,100 yards and 19 touchdowns combined as a junior and senior ... Named league MVP as a senior and earned All-Scholastic honors as a sophomore, junior and senior ... Also lettered all four years in basketball.

#### PERSONAL

Born Anthony Dominic Knight on Sept. 18, 1992 ... Son of Anthony and Danielle Knight ... Has a younger sister, Monica ... Majoring in journalism.

# PLAYER PROFILES



## BRYAN LANE JR.

### #28

REDSHIRT FRESHMAN  
DEFENSIVE BACK

6'1"

210 LBS.

SACRAMENTO, CALIF. (CHRISTIAN BROTHERS HS)

#### NEVADA

2012: Will provide depth in the secondary and could also see time on special teams after redshirting in 2011.

2011: Joined Nevada as a true freshman and redshirted his first year.

#### HIGH SCHOOL

A graduate of Christian Brothers High School in Sacramento, Calif. ... Won four varsity letters, two in football and two in baseball ... Was an all-league selection as a senior.

#### PERSONAL

Born Bryan Keith Lane Jr. on Nov. 7, 1993 ... Son of Laresa Lewis and Bryan Lane Sr. ... Has three sisters ... Has not yet decided on a major ... Had recruiting interest from Oregon State and Washington State, among others, but chose Nevada because of the team's success in 2010.



## FRED LAVULO

### #95

JUNIOR  
DEFENSIVE TACKLE

6'1"

305 LBS.

COTTONWOOD, UTAH (CERRITOS COLLEGE)

#### NEVADA

2012: Joined Nevada as a transfer from Cerritos College ... Could see playing time on the defensive front.

#### JUNIOR COLLEGE

#### HIGH SCHOOL

#### PERSONAL



**GABE  
LEE**

**#43**

SOPHOMORE  
DEFENSIVE BACK

6' 0"

195 LBS.

DUVALL, WASH. (O'DEA HS)

#### NEVADA

**2012:** Expected to see playing time on a number of Nevada's special teams and will provide depth in the defensive backfield.

**2011:** Played in 11 games with no starts ... Did not record any statistics but played a role on special teams.

**2010:** Joined the team as a true freshman and redshirted his first season at Nevada.

#### HIGH SCHOOL

A graduate of O'Dea High school in Seattle ... Was a three-year letterwinner at the same school that produced Nevada great Nate Burleson ... Was also a three-year letterwinner in baseball ... Was a two-time all-league selection as a quarterback and an all-league pick as a defensive back as a senior ... Named Metro League Offensive Player of the Year ... Named All-Area as a defensive back as a senior. Was also all-state an outfielder in baseball ... Was part of multiple league and district champions in both football and baseball.

#### PERSONAL

Born Gabriel Alexander Lee on Nov. 8, 1991 ... Son of Richard and Kelly Lee ... Has a younger sister, Lauren ... Was recruited by a number of schools on the West Coast but picked Nevada because of its criminal justice program and to be part of Wolf Pack football ... Uncle John Lee played baseball at Washington ... enjoys lifting weights, listening to music and dancing.



**NATE  
LYTLE**

**#38**

SOPHOMORE  
RUNNING BACK

5' 9"

200 LBS.

RENO, NEV. (BISHOP MANOGUE HS)

#### NEVADA

**2012:** Will provide depth in the backfield and should also see playing time on special teams.

**2011:** Played in three games all on special teams.

**2010:** Did not play as a redshirt freshman.

#### HIGH SCHOOL

A graduate of Bishop Manogue High School in Reno, Nev. ... Earned a total of 11 varsity letters in three sports ... Was a first-team all-league selection as a junior and senior and named second-team all-state as a senior ... Was part of a league championship team as a senior ... Also starred in wrestling and track and field ... Was a member of the National Honor Society.

#### PERSONAL

Born Nathan Lee Lytle on Jan. 30, 1991 ... Son of Jean Lytle and the late Steven Lytle ... Has an older brother, Ryan ... Majoring in geological engineering with a minor in hydrology ... Wants to own a geothermal energy engineering firm ... Chose Nevada because of the Mackay School of Mines ... Enjoys mountain biking in his free time.



## JEREMY MACAULEY

### #72

FRESHMAN  
OFFENSIVE LINE  
6'1"  
290 LBS.  
SPARKS, NEV. (REED HS)

#### NEVADA

2012: Joined Nevada as a true freshman.

#### HIGH SCHOOL

A graduate of Reed High School in Sparks, Nev. ... Was first-team all-region as a senior and named the team's Offensive MVP ... Was the 2010 Lineman of the Year while also earning first-team all-region honors ... Was a first-team all-league selection as a sophomore ... Earned three varsity letters in football and three in wrestling.

#### PERSONAL

Born Jeremy Sage Macauley on Aug. 11, 1994 ... Son of Jennie and Josh Macauley ... Has a younger brother, Jase ... Majoring in business ... Chose Nevada to play at home ... Was also receiving recruiting interest from San Diego State, Fresno State and Boise State ... Sports hero is Muhammad Ali ... Favorite sports moment is making it to the 2011 Nevada state championship game.



## TRENT MAHLER

### #38

FRESHMAN  
LINEBACKER  
6'1"  
205 LBS.  
CONCORD, CALIF. (CONCORD HS)

#### NEVADA

2012: Joined Nevada as a true freshman.


#### HIGH SCHOOL

A graduate of Concord (Calif.) High School ... Was a three-year letterwinner ... Was the NCS Division Player of the Year in 2010 and 2011 ... Named Co-MVP of the Diablo Valley League in 2011 and was a first-team all-league selection on offense and defense ... Combined for 32 sacks as a junior and senior.

#### PERSONAL

Born Trent Dillion Mahler on Oct. 26, 1993 ... Son of Meghan and Jerry Mahler ... Has a younger brother, Keenan, and a younger sister, Shelby ... Father played baseball at Sacramento State ... Wants to major in criminal justice and become a lawyer or a police officer ... Chose Nevada because he loved the campus and the football program ... Sports hero is Lawrence Taylor ... Enjoys hiking, rock climbing, swimming, rafting and working out in his free time.

# PLAYER PROFILES



## SONI MAILEI

### #46

REDSHIRT FRESHMAN

DEFENSIVE BACK

6'1"

180 LBS.

EWA BEACH, HAWAII (CAMPBELL HS)

#### NEVADA

2012: Will compete for playing time in the secondary and on special teams.


2011: Joined Nevada as a true freshman and redshirt his first season in the program.

#### HIGH SCHOOL

A graduate of Ewa Beach High School in Hawai'i ... Earned all-state honors and was named first-team All-Red West Conference ... Was a three-year letterwinner ... Was part of a conference championship team in 2008.

#### PERSONAL

Born Lopisoni Graham John Mailei on Oct. 29, 1993 ... Son of Mapuana and Filipe Mailei ... Has three younger sisters and two younger brothers ... Goes by "Soni" ... Cousin Marcus Mailei played in the NFL with New Orleans ... Cousin Andrew Mailai plays rugby in Japan ... Cousin Francis Maka played football at Hawai'i ... Majoring in business ... Had recruiting interest from Hawai'i and Colorado but came to Nevada because of the academics and he has family in the area.



## ANTHONY MARTINEZ

### #40

JUNIOR

KICKER

5'6"

175 LBS.

RENO, NEV. (MCQUEEN HS)

#### PERSONAL

Born Anthony Rafael Martinez on Oct. 30, 1990 ... Son of Benny and Erica Martinez ... Has an older brother, Alex, a younger brother, Eric, and a younger sister, Arianna ... Majoring in business ... Chose Nevada in order to play in his hometown ... Sport hero is Walter Payton ... List state championship as a senior in high school as most memorable sports moment ... Enjoys spending time with family and friends in his free time.

#### NEVADA

2012: Returns to compete for the place-kicking duties after missing the final 10 games of the 2011 season with a hip injury.

2011: Returned to start the season as the Wolf Pack's kicker but suffered a hip injury and played in just three games ... Connected on eight of nine extra-point attempts ... Was also good on three of five field-goal attempts.

2010: Took advantage of an opportunity and won the place-kicking job coming out of fall camp ... Set a school record with 76 successful point-after-touchdown attempts on the year ... Was 10-of-14 on field goal attempts during the season ... Earned WAC Special Teams Player of the Week honor after a three-field goal performance in a win over Colorado State ... Nailed the biggest field goal in school history with a 34-yard game-winner in overtime against then-No. 3 Boise State ... His 109 total points scored was the second-highest single-season total in school history.

2009: Joined the program as an invited walk-on and did not play while redshirting ... Made the travel squad for the Sheraton Hawai'i Bowl.

#### HIGH SCHOOL

A graduate of McQueen High School in Reno, Nev. ... Was a three-year letterman for coach Ken Dalton ... Helped team to league and regional championships as a junior and a state title as a senior ... As a junior, earned all-region honors as a defensive back and all-state honors as a kicker ... Was named all-region as a running back, kicker and kick returner as a senior.

### CAREER STATISTICS

#### SCORING

	G	TD	RUSH	PASS	RETN	PAT	2PAT	FG	TOTAL	AVG/G
2010	15	0	0	0	0	76	0	11	109	7.3
2011	3	0	0	0	0	8	0	3	17	5.7
<b>TOTAL</b>	<b>18</b>	<b>0</b>	<b>0</b>	<b>0</b>	<b>0</b>	<b>84</b>	<b>0</b>	<b>14</b>	<b>126</b>	<b>7.0</b>

#### FIELD GOALS

	G	ATT	MADE	LG	PCT
2010	15	15	11	36	73.3
2011	3	5	3	25	60.0
<b>TOTAL</b>	<b>18</b>	<b>20</b>	<b>14</b>	<b>36</b>	<b>70.0</b>





## NATE MCLAURIN

### #39

SOPHOMORE  
RUNNING BACK

6'0"

200 LBS.

SAN DIEGO, CALIF. (GROSSMONT COLLEGE)

#### NEVADA

2012: Joined the team as a sophomore transfer from Grossmont College.

#### JUNIOR COLLEGE

Played one season at Grossmont College in San Diego.

#### HIGH SCHOOL

A graduate of Horizon High School in San Diego ... Was first-team all-league as a junior and senior ... As a senior, rushed for 1,262 yards and eight touchdowns while catching 22 passes for 402 yards and four more scores ... Was a four-year letterwinners ... Also letters three season in basketball and twice in track and field.

#### PERSONAL

Born Keith Nathan McLaurin II on Oct. 20, 1991 ... Son of Tammy Larkin and Keith and Rosita McLaurin ... Has an older sister, Jazerai, and a younger brother, Trenton ... Goes by "Nate" ... Majoring in communications with a minor in journalism ... Wants to be a sportscaster or a motivational speaker ... Chose Nevada because it was the right fit, academically and athletically ... Sports hero is Michael Vick ... Likes lifting weights, listening to music and spending time with family in his free time.



## JONATHAN MCNEAL

### #50

SOPHOMORE  
LINEBACKER

6'1"

230 LBS.

LOS ANGELES, CALIF. (SANTA MONICA CC)

#### NEVADA

2011: Joined Nevada in the spring semester and went through spring drills with the Wolf Pack ... Will compete for playing time at one of the linebacker spots this fall.

#### JUNIOR COLLEGE

Played one season at Santa Monica City College ... Was named first-team All-Pacific League.

#### HIGH SCHOOL

A graduate of Venice (Calif.) High School ... Was a four-year letterwinner in both football and basketball ... Was part of three straight conference championship teams as a sophomore, junior and senior ... Named first-team All-Western League as a junior and senior.

#### PERSONAL

Born Jonathan Jamon McNeal on Sept. 17, 1992 ... Son of Marion Vaughn and Tim McNeal ... Has four sisters and four brothers ... Sister Tanae played softball at San Francisco State ... Majoring in business and wants to own his own sports-related business after college ... Received recruiting interest from USC, Hawaii, New Mexico and San Jose State but chose Nevada because of the program and because it was close to home ... Sports hero is Ray Lewis ... Coaches and works at the Boys and Girls Club of Venice in his free time.

# PLAYER PROFILES



## MARQUIS NEWELL

### #19

FRESHMAN  
WIDE RECEIVER  
6' 0"  
175 LBS.  
SARASOTA, FLA. (RIVERVIEW HS)

#### NEVADA

2012: Joined the team as a true freshman.

#### HIGH SCHOOL

A graduate of Riverview High School in Sarasota, Fla. ... Was a two-year letterwinner in football who also was a standout track athlete ... Played in the orchestra.

#### PERSONAL

Born Marquis Roshawn Newell on Oct. 9, 1993 ... Son of Monica Wideman and Vince Newell ... Has two younger sisters ... Majoring in psychology and wants to be a child psychologist ... Cousin Justin Hamilton played basketball at Florida ... Sports hero is Tyson Gay ... Enjoys listening to music, spending time with friends and playing basketball in his free time.



## NICK PALKO

### #26

REDSHIRT FRESHMAN  
WIDE RECEIVER  
6' 1"  
205 LBS.  
RENO, NEV. (NORTH VALLEYS HS)

#### NEVADA

2012: Will provide depth in the receiving corps and could also see playing time on special teams.

2011: Joined Nevada as a true freshman and redshirted his first season.

#### HIGH SCHOOL

A graduate of North Valleys High School ... Earned a total of seven varsity letters in three sports ... Was an all-state selection as a senior after catching 80 passes for 1,162 yards and 17 touchdowns ... Lettered twice in football, twice in basketball and three times in track and field.

#### PERSONAL

Born Nicholas James Palko ... Son of Tim and Kim Palko ... Has a younger brother, Alex ... Majoring in community health sciences and wants to be a physical therapist ... Chose Nevada because he wanted to play in his hometown.



## KYLE PAPENDORF

### #59

SOPHOMORE  
OFFENSIVE LINE  
6' 4"  
285 LBS.  
CLOVIS, CALIF. (BUCHANAN HS)

#### NEVADA

**2012:** Enters his sophomore season competing for playing time at one of the guard spots for the Union.

**2011:** Did not see action as a redshirt freshman.

**2010:** Joined the team as a true freshman and redshirted his first season at Nevada.

#### HIGH SCHOOL

A graduate of Buchanan High School in Clovis, Calif. ... Earned a total of seven varsity letters in two sports, including three letters in football and four years in wrestling ... Helped team to conference title as a senior ... Earned all-league, all-conference and all-state honors as a wrestler ... Was on the Honor Roll as a senior.

#### PERSONAL

Born Kyle Jeffrey Papendorf on Oct. 12, 1991 ... Son of Kathy and Jeff Papendorf ... Chose Nevada because of the coaching staff and tradition ... Was also recruited by Fresno State, among other schools ... Grandfather, Bill Papendorf, was a three-time letterman in football at Fresno State in the 1950s.



## JAKE PEPPARD

### #91

SOPHOMORE  
DEFENSIVE END  
6' 3"  
250 LBS.  
LA HABRA, CALIF. (CERRITOS COLLEGE)

#### NEVADA

**2012:** Comes off a redshirt season and will compete for a spot on the depth chart at one of the defensive end positions.

**2011:** Joined Nevada as a transfer from the junior college ranks and did not play in his first season.

#### JUNIOR COLLEGE

A graduate of Cerritos College in Norwalk, Calif. ... Played two seasons and earned all-conference honors while at Cerritos ... Was part of the 2010 SoCal Bowl championship team.

#### HIGH SCHOOL

A graduate of La Habra (Calif.) High School ... Was a multi-year letterwinner in football ... Helped team to back-to-back league and CIF championships as a junior and senior ... Earned all-league, all-area and all-CIF honors.

#### PERSONAL

Born Jacob Dennis Peppard on April 18, 1991 ... Son of Bob and Kelly Peppard ... Has two brothers, Will and Ben, and a sister, Erin ... Majoring in criminal justice and is interested in joining the Air Force after college ... Chose Nevada because it was the best fit ... Most memorable sports moment was winning the SoCal Bowl in junior college.

# PLAYER PROFILES



## ALEX PINTO

### #77

SENIOR  
OFFENSIVE LINE  
6' 3"  
305 LBS.  
WHEATLAND, CALIF. (WHEATLAND HS)

#### NEVADA

2012: Enters his senior season as a potential starter at one of the guard positions for The Union.

2011: Saw playing time in all 13 games ... Played on special teams and also saw time for The Union as a backup guard.

2010: Played in nearly half of the games as a reserve guard on the offensive front.

2009: Playing sparingly in a reserve role during his first active season at Nevada.

2008: Redshirted his first season at Nevada.

#### HIGH SCHOOL

A graduate of Wheatland High School in Wheatland, Calif. ... Lettered in football, wrestling and track and field ... Was a first-team all-league selection as a senior and a second-team all-section pick ... Was the section champion as a heavyweight in wrestling ... Was also involved in band, student government and weightlifting.

#### PERSONAL

Born Alexander Joseph Pinto on Sept. 5, 1990 in Yokota, Japan ... Son of Hyewon and Mark Pinto ... Has an older sister, Jennifer ... Is majoring in history and wants to be a teacher ... Lists most memorable sports accomplishment as winning section wrestling title.



## AUSTIN RAUH

### #11

REDSHIRT FRESHMAN  
WIDE RECEIVER  
5' 8"  
175 LBS.  
SPARKS, NEV. (SPANISH SPRINGS HS)

#### NEVADA

2012: Should factor in the depth in the receiving corps.

2011: Joined Nevada as a true freshman and redshirted his first season.

#### HIGH SCHOOL

A graduate of Spanish Springs High School in Sparks, Nev. ... Was first-team all-state as a return specialist ... Earning honorable mention all-state as a running ... Was all-region in track and field in multiple events.

#### PERSONAL

Born Austin Lee Rauh on May 5, 1993 ... Son of Susan and Mark Rauh ... Has an older brother, Hunter ... Majoring in business with a minor in art and wants to be a Navy pilot ... Chose Nevada because it was his hometown school ... Sports heroes are Lance Armstrong and Steve Prefontaine.



## JAY RICHARDSON

### #84

FRESHMAN  
WIDE RECEIVER  
5' 11"  
180 LBS.  
NORTH HILLS, CALIF. (BISHOP ALEMANY HS)

#### NEVADA

2012: Joined the team as a true freshman.

#### HIGH SCHOOL

A graduate of Bishop Alemany High School in San Fernando, Calif. ... Was a multi-sport star, excelling in football and basketball ... Was part of league championship teams in football and basketball ... Named first-team all-league as a senior ... in basketball, helped guide the team to CIF, Regional and State championships.

#### PERSONAL

Born Jericho Richardson on Feb. 25, 1993 ... Son of Lesley Jones ... Has two sisters and a brother ... Goes by "Jay" ... Chose Nevada over Boise State and UCLA because of his trust of the coaching staff ... Played on the same high school basketball team as Nevada's Marquize Coleman ... Enjoys working out and spending time with friends in the offseason.



## KYLE ROBERTS

### #66

SOPHOMORE  
OFFENSIVE LINE  
6' 6"  
305 LBS.  
SPARKS, NEV. (REED HS)

#### NEVADA

2012: Will provide depth and compete for playing time for the Union after playing sparingly in 2011.

2011: Saw playing time as a reserve in two games in his first season of action.

2010: Joined the team as a true freshman and redshirted his first season at Nevada.

#### HIGH SCHOOL

A graduate of Reed High School in Sparks, Nev. ... Was a two-year letterman for coach Ernie Howren ... Was a two-time first-team all-league and all-region selection as an offensive lineman ... Was named all-state as a senior and earned region Lineman of the Year honors ... Also lettered in basketball and track and field.

#### PERSONAL

Born Kyle Deshun Roberts on Feb. 9, 1992 ... Son of Tammy and Richard Roberts ... Has an older brother, Phillip, and a younger sister, Ciara ... Plans on majoring in civil engineering ... Was also recruited by UNLV and San Diego State ... Chose Nevada because of the high standards, academically and athletically ... Lists most memorable sports moment as winning region championship.

# PLAYER PROFILES



## TANNER RODERICK

### #14

REDSHIRT FRESHMAN  
QUARTERBACK  
6'2"  
200 LBS.  
BOZEMAN, MONT. (BOZEMAN HS)

#### NEVADA

2012: Had a good offseason and will compete for the second-string spot at quarterback behind starter Cody Fajardo.  
2011: Joined Nevada as a true freshman and redshirted his first season.

#### HIGH SCHOOL

A graduate of Bozeman (Mont.) High School ... A three-year letterwinner in football who was a three-time first-team all-state selection ... Was also a three-time Gatorade State Player of the Year in football ... Led the team to three consecutive conference championships and a state title as a senior ... Holds school records for career and season passing yards and has the second-best single-season rushing total in school history ... Also lettered four years in basketball and led the team to a state championship as a senior ... Was a first-team all-state selection in basketball all four years and was the Gatorade State Player of the Year in basketball as a senior ... Also lettered in track and field at BHS.

#### PERSONAL

Born Tanner Anthony Roderick on July 13, 1992 ... Son of Steve and Kim Roderick ... Has an older brother, Ty, and a younger sister, Trae ... Father played football at Montana State ... Majoring in business management ... Chose Nevada because he wanted to play in the Pistol offense.



## MARKUS SMITH

### #9

JUNIOR  
DEFENSIVE BACK  
6'1"  
190 LBS.  
CORONA, CALIF. (RIVERSIDE JC)

#### NEVADA

2011: Enrolled at Nevada in the spring semester and went through spring drills with the team ... Expected to compete for a starting job in the defensive backfield and should also see time on special teams.

#### JUNIOR COLLEGE

A graduate of Riverside (Calif.) Community College ... Was a two-year starter and helped the team to a division championship ... Named first-team all-conference as a sophomore.

#### HIGH SCHOOL

A graduate of Corona (Calif.) High School ... Was a multi-sport star who earned a total of eight varsity letters in football, wrestling and track and field ... Was the MVP of his team as a senior ... Was league champion in wrestling as a senior and the top hurdler on his track team.

#### PERSONAL

Born Markus Aaron Smith on April 5, 1992 ... Son of Michelle Amsberry and Ernest Smith ... Has an older brother, Chris, who played football at Idaho ... Chose Nevada over Texas Tech, Kansas State and San Jose State, among others ... Enjoys sleeping, eating, and playing video games in his free time.

# PLAYER PROFILES



## CHRIS SOLOMON

### #30

FRESHMAN  
RUNNING BACK  
6'0"  
185 LBS.  
WEST COVINA, CALIF. (WEST COVINA HS)

#### NEVADA


2012: Joined the team as a true freshman.

#### HIGH SCHOOL

A graduate of West Covina (Calif.) High School ... Was a four-year letterwinner in football and also lettered in baseball and track and field ... Won conference championships as a junior and senior ... Was a three-time all-league selection and was the Hacienda League MVP as a junior and senior ... Combined to rush for 3,438 yards with 46 touchdowns as a junior and senior while averaging more than 10 yards per carry.

#### PERSONAL

Born Christopher Patrick Solomon on April 26, 1994 ... Son of Margaret and Gilbert Solomon ... Has an older brother, Danny, and an older sister, Andrea ... Plans to major in either accounting or kinesiology ... Had recruiting interest from Colorado, Arizona and Arizona State but chose Nevada because of the opportunity to play running back in the Pistol offense ... Most memorable sports experience so far is winning back-to-back CIF championships as a junior and senior.



## BRYCE SPRING

### #76

FRESHMAN  
OFFENSIVE LINE  
6'3"  
270 LBS.  
CARSON CITY, NEV. (BISHOP MANOGUE HS)

#### NEVADA

2012: Joined the team as a true freshman.

#### HIGH SCHOOL

A graduate of Bishop Manogue High School in Reno ... Was first-team all-league as a senior and a second-team all-league pick as a junior ... Also lettered in golf.

#### PERSONAL

Born Bryce Allen Spring on Nov. 9, 1993 ... Son of Roxanne and Daniel Spring ... Has an older sister, Kylee and an older brother, Daniel ... Mother played softball at USF ... Majoring in business marketing with a minor in economics and wants to be a sports agent ... Had recruiting interest from Fresno State and San Diego State but came to Nevada because it was his hometown school and to be around family and friends ... Enjoys camping, skiing and snowboarding, wakeboarding and traveling in his free time.



## XAVIER STEPHENS

### #33

FRESHMAN  
RUNNING BACK  
5' 10"  
230 LBS.  
TULARE, CALIF. (TULARE UNION HS)

#### NEVADA

2012: Joined the team as a true freshman.

#### HIGH SCHOOL

A graduate of Tulare (Calif.) Union High School ... Was a first-team all-league selection in football ... Lettered all four seasons in football while also earning three varsity letters in baseball and two in basketball.

#### PERSONAL

Born Xavier Stephens on Jan 5, 1994 ... Son of Joyce and James Graham ... Has three brothers, James, Bird and Will ... Majoring in criminal justice and wants to be a police officer ... Chose Nevada while receiving recruiting interest from UNLV, Washington State, Colorado and USC ... Sports hero is Michael Jordan ... Is from the same high school that produced Nevada standouts Virgil Green and Jeremiah Green.



## TYLER STEWART

### #15

FRESHMAN  
QUARTERBACK  
6' 4"  
215 LBS.  
SIMI VALLEY, CALIF. (SIERRA CANYON HS)

#### NEVADA

2012: Joined the team as a true freshman.

#### HIGH SCHOOL

A graduate of Sierra Canyon High School in Chatsworth, Calif. ... Led the team to conference, division and state championships as a senior ... Named first-team all-state among small schools in 2011 ... Was a three-year letterwinner.

#### PERSONAL

Born Tyler James Stewart on March 26, 1994 ... Son of Tracy Stewart ... Has a brother, Trevin ... Chose Nevada over Colorado State, Fresno State and San Jose State ... Enjoys cooking in his free time.





## TREVOR TAFT

### #52

REDSHIRT FRESHMAN

LINEBACKER

6' 2"

215 LBS.

SANRAMON, CALIF. (CALIFORNIA HS)

#### NEVADA

2012: Will provide depth in the linebacking corps and could also see time on special teams.

2011: Joined Nevada as a true freshman and redshirted his first season.

#### HIGH SCHOOL

A graduate of California High School in San Ramon, Calif. ... Was a first-team all-league and all-section selection as both a tight end and as a linebacker ... Named first-team all-metro as a tight end and second-team all-state... Holds the school record for most interceptions in a season with six ... Recorded 150 tackles in his career ... Named the school's Fall Athlete of the Year as a senior.

#### PERSONAL

Born Trevor Christopher Taft on July 13, 1993 ... Son of Mike and Rhonda Taft ... Has an older brother, Ryan ... Is a pre-business major ... Had recruiting interested from Fresno State, Washington State, Arizona and Cal Poly but picked Nevada because of the campus and to play for Chris Ault ... Enjoys lifting weights, playing baseball and training younger kids.



## CONNOR TALBOTT

### #57

REDSHIRT FRESHMAN

OFFENSIVE LINE

6' 3"

285 LBS.

RENO, NEV. (BISHOP MANOGUE HS)

#### NEVADA

2012: Enters his redshirt freshman season as one of the contenders for the starting job at center for the Union.

2011: Enrolled at Nevada in January and went through spring drills with the team ... Redshirted his first season.

#### HIGH SCHOOL

A graduate of Bishop Manogue High School in Reno ... Lettered twice in football and once in baseball ... Part of a conference championship team in 2008 as a junior ... Named first-team all-state as a center and second-team all-state as a linebacker as a senior ... Named first-team all-region and all-league as a center and linebacker ... Two-time all-state academic team twice in football and once in baseball.

#### PERSONAL

Born Connor Michael Talbott on July 30, 1992 ... Son of Mike and Kaylyn Talbott ... Has a younger brother, Shane ... Is majoring in biology and wants to go to medical school ... Was recruited by Cal, Washington State and Brown but picked Nevada to play in front of family and friends ... Enjoys spending time with family and hunting in his free time.

# PLAYER PROFILES



## CHASE TENPENNY

### #37

**JUNIOR  
PUNTER  
6' 4"  
255 LBS.  
OSKALOOSA, KAN. (FT. SCOTT CC)**

#### NEVADA

**2012:** Will serve as the team's punter after redshirting in 2011.  
**2011:** Redshirted his first season after transferring from Ft. Scott Community College.

#### JUNIOR COLLEGE

A graduate of Fort Scott (Kan.) Community College ... Part of a conference championship and national runner-up team in 2009 ... Named first-team All-American as a punter in 2010.

#### HIGH SCHOOL

A graduate of Oskaloosa (Kan.) High School ... Was a four-year letterwinner in football and earned first team all-league honors as a junior and as a senior ... Also lettered three years in basketball, four years in a track and field and one year in baseball ... Went to state championships in track and field ... Was also named first-team all-conference in basketball as a junior and senior.

#### PERSONAL

Born Chase Alan Tenpenny on Aug. 6, 1991 ... Son of David Tenpenny and Nancy Thomas ... Is engaged to be married to Jessica Cook ... Has an older brother, Brandon and an older sister, Lakin ... Majoring in education and wants to be a teacher and coach ... Chose Nevada because it was the best opportunity ... Lists most memorable sports moments as playing in the junior college national championship game ... Enjoys hunting and fishing in his free time ... Was primarily a defensive end throughout his football career and developed as a punter in recent years.



## TY THOMPSON

### #34

**SENIOR  
DEFENSIVE BACK  
6' 2"  
205 LBS.  
SHAFTER, CALIF. (BAKERSFIELD COLLEGE)**

#### NEVADA

**2012:** Enters 2012 with a strong grip on a spot on the depth chart at safety and should also be a leader on special teams this year.  
**2011:** Enrolled at Nevada in the spring semester and went through spring drills with the Pack ... Played in all 13 games, both on special teams and as a reserve safety ... Was credited with 16 tackles on the year ... Recorded career-high two tackles in six different games.

#### JUNIOR COLLEGE

A graduate of Bakersfield (Calif.) College ... Was a key part of back-to-back Northern Conference championship teams ... Earned first-team all-league honors in 2010 after recording 57 tackles, three interceptions and nine pass breakups ... Also earned a letter in track and field.

#### HIGH SCHOOL

A graduate of Shafter (Calif.) High School ... Earned a total of nine varsity letters in three sports, including four letters in football ... Was a two-time first-team all-league selection in football and earned all-area honors as a senior after notching 650 receiving yards and eight touchdowns to go along with 119 rushing yards ... A standout in track and field, he was part of two Valley championship teams, earned team MVP honors as a junior and senior while also being named all-area both years.

#### PERSONAL

Born Tyler William Thompson on June 9, 1990 ... Son of Dave and Cindy Thompson ... Has an older brother, Ryan ... Majoring in community health sciences ... Had recruiting interest from San Diego State, Hawaii and UTEP but chose Nevada because of the attitude and work ethic within the program ... Sports hero is Tim Tebow ... Enjoys volunteering at the Boys & Girls Club in his free time along with dancing and hunting ... Also enjoys eating and has won a pasta eating contest.

#### CAREER STATISTICS

##### TACKLES

	G	UA	A	TOTAL	TFL	YDS	PD	FF	FR	BLKD
2011	13	7	9	16	0.0	0	0	0	0	0
<b>TOTAL</b>	<b>13</b>	<b>7</b>	<b>9</b>	<b>16</b>	<b>0.0</b>	<b>0</b>	<b>0</b>	<b>0</b>	<b>0</b>	<b>0</b>

# PLAYER PROFILES



## SEBASTIAN TRETOLA

### #73

REDSHIRT FRESHMAN  
OFFENSIVE LINE  
6' 5"  
305 LBS.  
CAJON, CALIF. (CAJON HS)

#### NEVADA

2012: Could factor into the depth chart after redshirting in 2011.

2011: Joined the team in the spring semester and went through spring drills with Nevada ... Redshirted his first season.

#### HIGH SCHOOL

A graduate of Cajon High School San Bernardino ... Was a two-time first-team all-league selection in football who earned all-county honors as a senior in 2009 ... Was part of a San Andreas League championship team in 2008 as a junior ... Also lettered in basketball.

#### PERSONAL

Born Sebastian Giovanni Andre Tretola on May 1, 1992 ... Son of Michael Smith and Mary Tretola ... Has a younger brother, Mikoe, and a younger sister, Justice ... Majoring in community health sciences and wants to be an athletic trainer ... Father played football at Washington ... Was recruited by a number of schools including UCLA, Florida State, Texas Tech, San Diego State and UNLV but chose Nevada because of the Pistol offense and the efficient run game ... Enjoys playing basketball in his free time and lists Michael Jordan as his sports hero.



## RICHY TURNER

### #12

SOPHOMORE  
WIDE RECEIVER  
5' 11"  
180 LBS.  
LONG BEACH, CALIF. (FULLERTON COLLEGE)

#### NEVADA

2012: Joined the team as a sophomore transfer from Fullerton College and will compete for a starting job in the receiving corps in his first year at Nevada.

#### JUNIOR COLLEGE

Played one season at Fullerton (Calif.) College ... Earned first-team all-league honors in his only season.

#### HIGH SCHOOL

A graduate of Los Alamitos (Calif.) High School ... Earned first-team all-league and all-CIF honors ... Was a four-year letterwinner.

#### PERSONAL

Born Richard James Turner on Aug. 4, 1993 ... Son of Michela Leytham and Richard Turner ... Has a brother, Corey, and a sister, Lauren ... Goes by "Richy" ... Has not yet decided on a major ... Chose Nevada over Colorado, Colorado State, Utah State and Wyoming ... Sports heroes are Darrelle Revis and DeSean Jackson ... Favorite sports memory is a four-touchdown performance in a national TV game in a victory over against Edison High School.



## CODY TUTTLE

### #48

FRESHMAN

TIGHT END

6'3"

220 LBS.

NEWBURY PARK, CALIF. (WESTLAKE HS)

#### NEVADA

2012: Joined the team as a true freshman.

#### HIGH SCHOOL

A graduate of Westlake High School in Westlake Village, Calif. ... A three-year letterwinner, he helped the team to three straight Marmonte League championships ... Helped team to CIF Southern Section Division championships in 2009 and 2011 and the team reached the title game in 2010 ... Played quarterback as a sophomore and three for 1,260 yards and 16 touchdowns ... As a receiver/tight end as a junior and senior, combined for 1,022 yards and seven touchdowns ... Earned all-league honors as a junior and senior ... Was a two-time team MVP winner ... Named All-Ventura County as a senior ... Caught two TDs and threw for another in the California Classic All-Star Game ... Named to the Top 150 Dream Team by PrepStar.

#### PERSONAL

Born Cody Lawrence Channing Tuttle on Nov. 24, 1993 ... Son of Torri Hutchison and Shane Tuttle ... Has a younger brother, Kelby, and younger sisters Meaghan and Sayer ... Wants to major in journalism and become a sportswriter ... Had recruiting interest from Nebraska, Syracuse, Air Force, Army and a number of Ivy League schools but chose Nevada because he felt he could make a contribution in the Pistol offense ... Sports heroes are Tim Tebow, Rob Gronkowski and Dallas Clark ... Enjoys playing basketball and mentoring young football players as a volunteer.



## RANDY UZOMA

### #31

FRESHMAN

DEFENSIVE BACK

6'1"

200 LBS.

CANOGA PARK, CALIF. (CANOGA PARK HS)

#### NEVADA

2012: Joined the team as a true freshman.

#### HIGH SCHOOL

A graduate of Canoga Park (Calif.) High School ... Won eight varsity letters, including four in football and four in track and field ... Earned first-team all-league honors as a senior and was the team's special teams player of the year and the receiver of the year ... Was active in the Black Student Union and United Colors, an organization that allowed him to experience different perspectives from different races and improved his speaking and listening skills.

#### PERSONAL

Born Randy Onyekwelu Uzoma on March 26, 1994 ... Son of Lovender and Ken Uzoma ... Has a brother, Kenny, and a sister, Jenny ... Majoring in biology and wants to be an orthopedic or plastic surgeon ... Had offers from Oregon, UCLA and San Diego State but chose Nevada because of the opportunity and he loves the Northern Nevada community ... Sports heroes are Usain Bolt, Calvin Johnson and Kobe Bryant ... Enjoys running, drawing, acting and spending time with friends in his free time.



## PARKER VAIL

### #82

SOPHOMORE  
WIDE RECEIVER  
6' 2"  
215 LBS.  
DEL MAR, CALIF. (MARYLAND)

#### NEVADA

2012: Should compete for playing time, both in the receiving corps and on special teams.  
2011: Transferred to Nevada from Maryland ... Saw limited playing time in two games on special teams.

#### MARYLAND

Attended the University of Maryland during the 2010 season and redshirted.

#### HIGH SCHOOL

A graduate of Torrey Pines High School in San Diego, Calif. ... Was a two-time letterwinner in football ... Caught 73 passes for 526 yards in his career ... Was also a three-time letterman in track and field who reached the CIF section finals in the long jump.

#### PERSONAL

Born Parker Cosby Vail on Oct. 1, 1991 ... Son of Warren and Kerry Vail ... Has a younger brother, Mac ... Is majoring in business ... Transferred to Nevada for the opportunities available both academically and athletically ... Was able to dunk a basketball in eighth grade ... Enjoys playing guitar in his free time.



## ZACH VALLEJO

### #30

JUNIOR  
LINEBACKER  
6' 2"  
225 LBS.  
GRASS VALLEY, CALIF. (YUBA COLLEGE)

#### NEVADA

2012: Joined Nevada as a transfer from Yuba College.

#### JUNIOR COLLEGE

#### HIGH SCHOOL

#### PERSONAL

Born Zachary Thomas Vallejo on June 25, 1992 ... Son of Kelley and Rick Vallejo ... Has three brothers, Cody, Tanner and Hunter ... Brother Tanner plans to play football at Boise State in 2013.

# PLAYER PROFILES



**JOSH  
WILEY**

**#57**

JUNIOR  
LINEBACKER  
6'1"  
235 LBS.  
COVINA, CALIF. (CITRUS COLLEGE)

## NEVADA

2012: Joined Nevada as a transfer from Citrus College.

## HIGH SCHOOL

## PERSONAL



**TYLER  
WILSON**

**#96**

FRESHMAN  
LONG SNAPPER  
5'11"  
225 LBS.  
SPARKS, NEV. (SPANISH SPRINGS HS)

## NEVADA

2012: Joined the team as a true freshman.

## HIGH SCHOOL

A graduate of Spanish Springs High School in Sparks, Nev. ... Was a two-year letterwinner for the Cougars in football ... Also lettered one season in golf ... Fondest high school memory was 2011 game versus Hug High in which he led the team in tackles, sacks and forced fumbles.

## PERSONAL

Born Tyler George Wilson on Feb. 17, 1994 ... Son of Heather and Ken Wilson ... Has a younger sister, Baylie ... Father is Wolf Pack's associate head coach and linebackers coach ... Mother is a former cheerleader at Nevada ... Sports hero is Derek Jeter ... Chose Nevada because he wanted to play for his father and represent his hometown ... Enjoy spending time with friends and going to Lake Tahoe in his free time.

# PLAYER PROFILES



## CORTEZ WOODS

### #45

JUNIOR  
DEFENSIVE END

6' 3"

255 LBS.

ROSEVILLE, CALIF. (AMERICAN RIVER COLLEGE)

#### NEVADA

2012: Expected to come and compete for a starting job on the defensive front ... Has yet to play an FBS game but was named to Preseason All-MW First Team by the Phil Steele

#### HIGH SCHOOL

A graduate of American River College in Sacramento, Calif. ... Team went 21-1 and won two championships in his two seasons ... Combined for 119 tackles, 35.5 TFLs, 11.5 sacks and four fumble recoveries in two seasons ... As a freshman, was named first-team All-American, all-state and all-conference ... As a sophomore, named the sixth-best defensive tackle in the nation while being named first-team all-state and all-conference.

#### HIGH SCHOOL

A graduate of Woodcreek High School in Roseville, Calif. ... As a senior, was named the team and league Defensive MVP while earning first-team All-Metro and All-City honors ... Was selected for the Holiday Classic and Sorooptimist All-Star Games ... Recorded 84 tackles with 10 sacks and three fumble recoveries as a senior.

#### PERSONAL

Born Cortez Woods on Nov. 7, 1990 ... Son of Gayleen and Cortez Woods ... Has an older sister, Jocelyn, and a younger brother, Isaiah ... Wants to major in criminal justice ... Chose Nevada because it was the best fit and because of the rich tradition in football ... Was also being recruited by Auburn, Arkansas, Miami, Texas A&M, BYU, Boise State, Oregon, and Oregon State amongst many others ... Enjoys spending time with family and mentoring children in his free time ... Best sports memory is going undefeated one year in junior college and winning the Capitol City Bowl.



## RYKEEM YATES

### #55

REDSHIRT FRESHMAN  
DEFENSIVE LINE

6' 2"

270 LBS.

FRESNO, CALIF. (EDISON HS)

#### NEVADA

2012: Will compete for a starting job on the defensive front.

2011: Enrolled at Nevada in the spring semester and went through spring drills with the Pack ... Redshirted his first season.

#### HIGH SCHOOL

A graduate of Edison High School in Fresno, Calif. ... Was a three-time all-conference and all-league selection ... Twice named all-state and all-valley ... Helped team to a pair of Valley championships ... Also lettered three years in wrestling.

#### PERSONAL

Born Rykeem Yates on July 7, 1992 ... Son of Penny Walters and Robert Yates ... Has three brothers and three sisters ... Majoring in communications ... Signed with UCLA as a high school senior but did not enroll and came to Nevada in January of 2011 ... Enjoys volunteering at youth football camps.

**NEVADA**



**HEAD**

**COACH**

**COACH**

**2012**



# HEAD COACH CHRIS AULT

## CHRIS AULT - 28<sup>TH</sup> SEASON

**Education:** University of Nevada : Bachelor of Arts Degree - Education, 1969 | Master's Degree - Administration, 1973  
**Hometown:** San Bernadino, Calif.

### Athletics Experience

#### As a Coach

2004-present: Head Coach, Nevada  
1994-95: Head Coach, Nevada  
1976-92: Head Coach, Nevada  
1973-75: Assistant Coach, UNLV  
1972: Head Coach, Reno High School  
1969-71: Head Coach, Bishop Manogue High School  
1968: Assistant Coach, Churchill County High School

#### As an Administrator

1986-2004: Athletics Director, Nevada

#### As a Player

1965-67: Quarterback, Nevada  
1961-63: Quarterback, Pacific High School



Simply put, Chris Ault is University of Nevada football.

As the coach enters his 28th season guiding the Wolf Pack program, one that he grew from the Division II level to a current streak of seven-straight FBS bowl appearances and a No. 11 ranking in 2010, this year also marks Ault's 41th year at the university. His experience at Nevada began as a student-athlete when he starred at quarterback in the 1960s and continued with his unparalleled success as a coach and athletics director.

Now in his ninth season of his third stint at the helm of his alma mater, Ault has turned the corner in restoring championship-caliber football to the University of Nevada. And this year, Ault begins a new chapter in his storied career as he guides the Wolf Pack into the Mountain West Conference, the fourth league in which he has coached Nevada.

Armed with the excitement and momentum of seven straight bowl appearances, excitement surrounds Ault and the Wolf Pack as it prepares for a run at the Mountain West Conference championship and another bowl bid in 2012.

The 2012 season comes with a new energy beyond the new conference and the high hopes as Ault restructured his coaching staff in the offseason to take the program to new heights. For the first time in nearly two decades, Ault will step away from his role as offensive coordinator and quarterbacks coach as the hiring of passing-game guru Nick Rolovich to fill those positions could seemingly take the devastatingly effective Pistol Offense to a new level. The hire, along with other coaching moves, will allow Ault to take more than four decades of college football knowledge and lend a hand in all phases of the game, including more time spent with the defensive side of the ball.

The Hall of Fame coach – Ault is a member of four different Halls of Fame, including the College Football Hall of Fame – is coming off another winning campaign in 2011 as the coach navigated a brutally tough schedule to a second place finish in the WAC and a program-record seventh-straight bowl bid.

That came on the heels of what was arguably the greatest season in the history of the Wolf Pack program. The 2010 Wolf Pack went 13-1 overall, won the Western Athletic Conference championship, beat Boston College in the Kraft Fight Hunger Bowl and was ranked No. 11 in the final Top 25 polls. The season included momentous home victories over then-No. 25 Cal and the come-from-behind victory over then-No. 4 Boise State in overtime. For the seventh time in his career, Ault was tabbed by his peers as the conference's Coach of the Year.

Ault will leave many legacies at the University of Nevada and his impact on the game has been immense, perhaps no more noticeably so than the creation and development of the Pistol offense. The offense has become one of top attacks in the nation, especially on the ground as Nevada led the nation in rushing in 2009 (by nearly 50 yards per game). The Wolf Pack became the first school in the history of college football to have three players rush for more than 1,000 yards in a season. The 2010 season saw the Wolf Pack offense shatter a number of school, conference and NCAA records. Perhaps the most notable: Ault's duo of quarterback Colin Kaepernick and running back Vai Taua became the greatest rushing tandem in the history of college football in terms of both most points and most yards gained.

This from a coach who made his mark in the 1990s with a dazzling and record-breaking aerial attack. To put it in perspective, consider this: In NCAA recorded history (the NCAA record book dates back to 1937), Chris Ault is the only coach ever to have his team lead the nation in passing offense (1995) and rushing offense (2009).

In 2009, Ault also hit a major milestone in his career as career victory No. 200 was achieved (37-14 at home at Mackay Stadium over Louisiana Tech).

He was the 54th coach in NCAA history (all divisions) to win 200 games in a career and just the 30th coach to win 200 games at one school. Ault notched his 200th victory in the 11th-fewest amount of games (294), behind, Joe Paterno, Tom Osborne, Bo Schembechler, Woody Hayes, Jim Tressel, Pop Warner, LaVell Edwards, Bobby Bowden, Bear Bryant and Vince Dooley and tied with Amos Alonzo Stagg.

In terms of major college coaches, only 10 coaches have coached at one school for longer than Ault's 25 years at Nevada. And when you whittle that list down to active coaches, no other FBS coach in the country has been roaming the same sidelines longer than Ault for Nevada.

Ault enters his 28th season third amongst active FBS coaches in victories with an all-time ledger of 226-103-1. The only active coaches with more wins than Ault are Virginia Tech's Frank Beamer and Mack Brown of Texas. And no other active coach has served longer than Ault. He has won 10 conference titles in his career – including two in the WAC – and taken the Wolf Pack to 15 postseason appearances, including nine bowl appearances.

When he was asked to return to the sidelines for the 2004 season, Ault made a bold promise – that winning at Mackay Stadium was paramount and once that was established, the Wolf Pack could move toward winning championships and bowl games. And the coach, one of just two active coaches in the College Football Hall of Fame, has delivered.

In 2005, Ault directed Nevada to a 9-3 overall record, the team's best in nine years. The Wolf Pack tied for first in the WAC with a 7-1 league mark, securing Ault's eighth conference crown as a head coach with a thrilling, nationally televised victory over then 16th-ranked Fresno State. The team then capped off its outstanding season with a 49-48 overtime victory over Central Florida in the 2005 Sheraton Hawaii Bowl.

For his efforts, Ault was named the WAC Coach of the Year by his peers, his sixth conference coach-of-the-year accolade. He also coached 10 all-conference honorees, the second-most by any WAC member in 2005, including Offensive Player of the Year B.J. Mitchell.

In 2006, Ault directed Nevada to an 8-5 overall record, the program's second straight winning season. He guided the team to a 5-3 record in the WAC and the school's second straight bowl appearance, a narrow 21-20 loss to the University of Miami in the MPC Computers Bowl in Boise, Idaho. Seven of his players received All-WAC postseason honors.

The 2007 season was capped by a program-record third straight bowl appearance. The year produced the Western Athletic Conference Freshman of the Year Colin Kaepernick and Ault's Pistol offense again led the conference in rushing.

And the offseason brought another cherished honor to the Ault trophy case. In the spring of 2008, the San Bernardino County Chapter of the National Football Federation named the annual quarterback of the year award as the "Chris Ault Quarterback Player of the Year Award."

The 2008 season furthered Ault's reputation as one of the great offensive minds in college football as another season's worth of evolution of the Pistol offense gave the Pack the WAC Player of the Year in Kaepernick and the rushing champion (Vai Taua) for the third time in four seasons. The winningest coach in school history, Ault has the distinction of being the first coach in the nation to lead a team to a bowl berth in its first year as an NCAA I-A (now FBS) program. In 1992, Ault guided the Wolf Pack to the Big West Conference championship and a berth in the inaugural Las Vegas Bowl.

# HEAD COACH CHRIS AULT

Ault was first hired at Nevada in 1976 to resurrect Wolf Pack football. In 17 years in his first tour of duty, he guided the program from a non-conference NCAA II affiliation into the Big Sky Conference and from I-AA domination to I-A distinction in the Big West Conference, including a bowl berth in Nevada's first year at college football's highest level. He would go on to win Big West titles in each of his three years as head coach at the I-A level: in 1992, 1994 and 1995. In 1991, he engineered the greatest comeback in NCAA history (35 points vs. Weber State) and has directed 34 second half come-from-behind wins.

After a one-year hiatus from football in 1993 and serving only as athletics director after holding both posts for seven years, he returned to the sidelines for the 1994 and 1995 seasons, promptly winning back-to-back Big West Conference titles and a second appearance in a bowl game with the 1995 Las Vegas Bowl. In 1996, he stepped aside to devote all of his time to his duties as athletics director.

Ault's tremendous success on the field was recognized in the summer of 2002 when he was inducted into the National Football Foundation's College Football Hall of Fame in South Bend, Ind. At age 55 when he was enshrined, Ault was one of the youngest coaches to ever be elected to the Hall of Fame and the only Nevada coach so honored.

His contributions to the game and innovations are as impressive as his coaching accomplishments. The current overtime format in college football was introduced by Ault by way of the Big Sky Conference in 1980 – though the original rule gave each team the ball at the 15-yard line instead of the current 25-yard line. The middle screen – also known as a wide receiver screen or jailbreak screen – was developed at Nevada and debuted in 1981.

The latest, and perhaps greatest, contribution to the game was his creation of the Pistol offense, which is now being employed by countless teams at all levels of football across the nation.

Ault's association with the University of Nevada dates to 1965 when the San Bernardino, Calif., native came here as a quarterback. Four decades later, he has left his mark in the record book as a quarterback, championship coach and respected administrator.

In 1998, he was named Nevada's Football Coach of the Century as part of the 100 Years of Wolf Pack Football celebration. The next year, he was voted the Northern Nevada Coach of the Century by the Reno Gazette-Journal.

Among his many coaching honors, Ault was included in Sports Illustrated's list of the 50 greatest sports figures of the 20th century from the state of Nevada in 1999 and has been elected into four halls of fame. In 1991, he was inducted into UNLV's for his role as an assistant coach on the school's 1974 undefeated team; in 1993, the University of Nevada's for his accomplishments as head coach; in 1997, Pacific High School's for his success as a prep standout in San Bernardino; and in 2002, the creme-de-la-creme, the College Football Hall of Fame for his accomplishments as a head coach.

Ault's fierce competitiveness led the university administration to name him athletics director in addition to his head coaching duties in the summer of 1986. He held just the athletics director title from 1996 through March of 2004.

Unparalleled success as an administrator followed him at his alma mater, and a glance around at the impressive athletics facilities and office complex demonstrate his foresight and fundraising ability. Beginning with Nevada's cross-the-board jump from Division I-AA to Division I-A in 1992 and continuing through the University's proactive pursuit of on-field excellence, Ault has cultivated a deep-seeded community pride in the Nevada program.

Two of his final endeavors as athletics director have left a lasting imprint on Wolf Pack sports. He was the driving force behind the funding of tuition and fee waivers for both state universities to help meet the rising cost of education and spearheaded the fundraising efforts for the construction of what is now called the E.L. Cord Athletics and Academics Performance Complex, which consists of four primary anchors: The Primm Strength and Conditioning Center; the Cashell Football Center, the Hart Health and Sports Medicine Center and the Petersen Athletic Academic Center.

Ault received his bachelor's degree in education from the University of Nevada in 1969 and earned his master's in administration in 1973. He is a member of the Phi Kappa Phi National Honor Fraternity.

He has been married to his wife, Kathy, for 43 years. They have three children, all of whom attended Nevada – Lisa, Chris Jr., and Amy – as well as 10 grandchildren. Ault was born Nov. 8, 1946 in San Bernardino, Calif.



## OF NOTE

**With his three terms as the Pack's head coach Chris Ault has become one of the most legendary and decorated coaches in the West. Here is just a sample of his stellar ledger:**

- Won 10 conference championships
- Nevada's winningest coach and the all-time winningest coach in the Big Sky Conference
- Has taken Nevada to postseason play 15 times (nine bowl appearances)
- Engineered the greatest comeback in NCAA history (35 points vs. Weber State in 1991)
- Directed 36 second-half comeback victories in his career, including two in 2011
- Sports Illustrated's list of 50 greatest sports figures of the 20th century from the state of Nevada, 1999
- Nevada Football's Coach of the Century by the Reno Gazette-Journal, 1999

## HALLS OF FAME

- UNLV (inducted 1991 as assistant coach on 1974 undefeated team)
- University of Nevada (inducted 1993 as head football coach)
- Pacific High School, San Bernardino, Calif. (inducted in 1997 as a prep standout there in the 1960s)
- National College Football Hall of Fame (inducted 2002 as a head coach)

## MILESTONES

- At 23, became youngest high school head coach in the state of Nevada at Bishop Manogue in Reno.
- At 29, became head coach at Nevada, the youngest college coach in the nation.
- At 40, became athletics director in addition to head coaching duties at Nevada, one of the youngest to do both jobs.
- At 55, was elected into the National Football Foundation's College Hall of Fame, one of the youngest coaches ever inducted.
- At 62, won 200th of his coaching career, doing so in the 11th-fewest amount of games amongst the 54 coaches in NCAA history who have accomplished the feat.

# AULT'S CAREER BREAKDOWN

## AULT'S ALL-TIME RECORD VS. OPPONENTS

OPPONENT	W-L-T	HOME	ROAD	NEUT.
Air Force	0-1	0-0	0-1	0-0
Arizona State	0-1	0-0	0-1	0-0
Arkansas State	2-0	2-0	0-0	0-0
Boise State	8-18	7-7	1-11	0-0
Boston College	1-0	0-0	0-0	1-0
Bowling Green	0-1	0-0	0-0	0-1
Buffalo	1-0	1-0	0-0	0-0
BYU	1-0	0-0	1-0	0-0
Cal	2-0	1-0	1-0	0-0
Cal State Fullerton	6-3	1-3	5-0	0-0
Cal State Hayward	2-0	2-0	0-0	0-0
Cal State Northridge	2-1	2-1	0-0	0-0
Cal Poly	2-0	1-0	1-0	0-0
Central Arkansas	1-0	1-0	0-0	0-0
Chico State	1-0	1-0	0-0	0-0
Colorado State	2-2	2-0	0-2	0-0
Eastern Kentucky	0-1	0-0	0-1	0-0
Eastern Washington	8-1	6-0	2-1	0-0
Fresno State	7-5	4-2	3-3	0-0
Furman	1-1	1-0	0-1	0-0
Georgia Southern	0-2	0-1	0-1	0-0
Grambling State	1-0	1-0	0-0	0-0
Hawai'i	4-5	3-1	1-4	0-0
Idaho	17-4	10-1	7-3	0-0
Idaho State	14-3	7-1	7-2	0-0
Louisiana - Lafayette	1-0	1-0	0-0	0-0
Louisiana - Monroe	3-0	3-0	0-0	0-0
Louisiana Tech	7-2	3-1	4-1	0-0
Maryland	0-1	0-0	0-0	0-1
Massachusetts	0-1	0-1	0-0	0-0
McNeese State	2-0	2-0	0-0	0-0
Miami	0-1	0-0	0-0	0-1
Missouri	0-2	0-1	0-1	0-0
Missouri Southern	1-0	1-0	0-0	0-0
Montana	10-4	6-1	4-3	0-0
Montana State	9-4	6-1	3-3	0-0
Montana Tech	1-0	1-0	0-0	0-0
Murray State	1-0	1-0	0-0	0-0
Nebraska	0-1	0-0	0-1	0-0
New Mexico	2-1	1-0	1-1	0-0
New Mexico State	9-1	4-1	5-0	0-0
Nicholls State	1-0	1-0	0-0	0-0
North Dakota	0-1	0-1	0-0	0-0
North Texas	3-0	3-0	0-0	0-0

OPPONENT	W-L-T	HOME	ROAD	NEUT.
Northern Arizona	13-1	7-0	6-1	0-0
Northern Illinois	1-0	0-0	1-0	0-0
Northern Iowa	1-0	1-0	0-0	0-0
Northwestern	1-1	1-0	0-1	0-0
Northwestern State	3-0	3-0	0-0	0-0
Notre Dame	0-1	0-0	0-1	0-0
Oregon	0-1	0-0	0-1	0-0
Pacific (Calif.)	4-1	3-0	1-1	0-0
Portland State	1-0	1-0	0-0	0-0
Rice	1-0	1-0	0-0	0-0
Sacramento State	5-0	4-0	1-0	0-0
Sam Houston State	1-0	1-0	0-0	0-0
San Diego State	0-3	0-1	0-2	0-0
San Francisco State	2-0	1-0	1-0	0-0
San Jose State	9-2	5-0	4-2	0-0
Santa Clara	3-0	2-0	1-0	0-0
Simon Fraser	2-0	2-0	0-0	0-0
SMU	0-2	0-0	0-1	0-1
South Dakota	1-0	1-0	0-0	0-0
South Florida	0-1	0-1	0-0	0-0
Southern (La.)	1-0	1-0	0-0	0-0
Southern Illinois	1-1	1-0	0-1	0-0
Southern Miss	0-1	0-0	0-0	0-1
Stephen F. Austin	2-1	2-1	0-0	0-0
Tennessee State	1-0	1-0	0-0	0-0
Texas A&M Kingsville	1-1	1-1	0-0	0-0
Texas Southern	1-0	1-0	0-0	0-0
Texas State	1-0	0-0	1-0	0-0
Texas Tech	0-2	0-1	0-1	0-0
Toledo	0-2	0-1	0-0	0-1
Tulane	0-1	0-0	0-1	0-0
Tulsa	1-0	1-0	0-0	0-0
UC Davis	4-2-1	2-1-1	2-1	0-0
UNLV	15-7	8-2	7-5	0-0
Utah State	9-1	5-0	4-1	0-0
Washington State	0-1	0-1	0-0	0-0
Weber State	8-5	5-2	3-3	0-0
Western Illinois	1-0	1-0	0-0	0-0
Western Montana	1-0	1-0	0-0	0-0
Western Washington	1-0	1-0	0-0	0-0
Westminster	1-0	1-0	0-0	0-0
Willamette	1-0	0-0	1-0	0-0
Wyoming	1-1	1-0	0-1	0-0
Youngstown State	0-1	0-1	0-0	0-0

## YEAR-BY-YEAR RECORD

Year	Overall	Conference	Postseason	Year	Overall	Conference	Postseason
1976	8-3	n/a	n/a	1992	7-5	5-1, 1st	Las Vegas Bowl (L)
1977	8-3	n/a	n/a	1994	9-2	5-1, T1st	n/a
1978	11-1	n/a	n/a	1995	9-3	6-0, 1st	Las Vegas Bowl (L)
1979	8-4	5-2, 2nd	NCAA I-AA Playoffs	2004	5-7	3-5, T6th	n/a
1980	6-4-1	4-3, 2nd	n/a	2005	9-3	7-1, T1st	Hawaii Bowl (W)
1981	7-4	4-3, 4th	n/a	2006	8-5	5-3, T3rd	MPC Computers Bowl (L)
1982	6-5	3-4, 5th	n/a	2007	6-7	4-4, T4th	New Mexico Bowl (L)
1983	9-5	6-1, 1st	NCAA I-AA Playoffs	2008	7-6	5-3, T2nd	Roady's Humanitarian Bowl (L)
1984	7-4	5-2, 2nd	n/a	2009	8-5	7-1, 2nd	Sheraton Hawai'i Bowl (L)
1985	11-2	6-1, 2nd	NCAA I-AA Playoffs	2010	13-1	7-1, T1st	Kraft Fight Hunger Bowl (W)
1986	13-1	7-0, 1st	NCAA I-AA Playoffs	2011	7-6	5-2, 2nd	Sheraton Hawai'i Bowl (L)
1987	5-6	4-4, 5th	n/a	2012	7-5	4-4, 5th	Gildan New Mexico Bowl
1988	7-4	4-4, 4th	n/a				
1989	7-4	5-3, 3rd	n/a				
1990	13-2	7-1, 1st	Lost in I-AA Championship				
1991	12-1	8-0, 1st	NCAA I-AA Playoffs				
<b>Totals</b>	<b>233-108-1</b>	<b>130-55</b>	<b>16 appearances</b>				

\*All-time winningest coach at Nevada and in the Big Sky Conference

**NEVADA**



**ASSISTANT  
COACHES**  
COVCHES?  
W2212 JWM1

**2012**

# ASSOCIATE HEAD COACH



## ASSOCIATE HEAD COACH

**Born:** Feb. 17<sup>th</sup>, 1964  
**Education:** North Central (Ill.) College : Bachelor's - Business Administration, 1986  
**Hometown:** Virginia, Ill.  
**Family:** Wife - Heather; Son - Tyler; Daughter - Baylie

## Athletics Experience

### As a Coach

2012: Associate Head Coach/Linebackers, Nevada  
2008-09: Associate Head Coach/Linebackers, Nevada  
2004-06: Assistant Head Coach/Linebackers, Nevada  
1989-95: Assistant Coach, Nevada  
1986: Graduate Assistant, North Central College

2010-11: Associate Head Coach/Defensive Ends, Nevada  
2007: Defensive Coordinator/Safeties, Nevada  
1996-98: Defensive Coordinator, Nevada  
1987-88: Graduate Assistant, New Mexico

### As a Player

North Central College: Lettered four times each in football (TE/LB) and baseball (1B)

## KEN WILSON

### 19<sup>TH</sup> SEASON

#### RECRUITING AREA:

Southern Nevada and San Diego, Calif.

Ken Wilson enters his 19th year of coaching at Nevada and serves as the associate head coach of the football program. This year, the veteran coach will be back in a familiar role, guiding the team's linebackers.

This year, Wilson has a strong nucleus to work with in returning starter Jeremiah Green along with two other key veterans. Senior Albert Rosette moves to back to middle linebacker after a season at defensive end and DeAndre Boughton returns after missing all of 2011 with injury. Those three players will lead a strong group of returners and newcomers at the position.

Wilson, who returned to the sidelines in 2004 after a half-decade as an administrator in the Wolf Pack athletics department, is one of the most versatile coaches on the Wolf Pack staff, having coached the defensive front, the linebackers and the secondary during his career in Reno.

In 2010, Wilson mentored first-team All-WAC selection Dontay Moch, who was taken by the Cincinnati Bengals with the 66th overall pick in the 2011 NFL Draft. He put another defensive end into the NFL after the 2011 season as Kaelin Burnett signed with the Oakland Raiders.

Prior to moving up to coach the ends last season, Wilson headed up the linebacking corps and oversaw the development of a youthful group that included second-team All-WAC selection James-Michael Johnson in 2009. He also coached current NFL linebacker Joshua Mauga (New York Jets) and former New York Giant and St. Louis Ram, Jerome Johnson.

During the 2007 season, Wilson served as the defensive coordinator and was also the safeties coach. Nevada's starting safeties, Uche Anyanwu and Justin Jackson, combined for 144 tackles, including four for loss. Overall, the defense was fourth in pass defense and fifth in total defense.

Prior to that, Wilson headed up the Pack's inside linebacking corps while also serving as the team's assistant head coach. In 2006, two of Wilson's pupils - Jason DeMars and Joshua Mauga - finished second and third on the team in tackles, tallying over 110 tackles combined. In 2005, he coached senior co-captain Roosevelt Cooks to second-team All-WAC accolades. Cooks was also named Nevada's Outstanding Defensive Player. Wilson also tutored Jeremy Engstrom to second-team All-WAC honors in 2004 as a redshirt freshman.

Prior to going back to coaching when Ault took over the program in December 2003, Wilson had served as assistant athletics director/sports services at Nevada the previous five-and-a-half years. He oversaw football, men's basketball, baseball, track and tennis while coordinating grant-in-aid for all student-athletes in Nevada's athletics program.

Wilson spent six seasons on Ault's staff from 1989-92 and 1994-95. He was also an assistant coach for Jeff Horton in 1993 and Jeff Tisdell from 1996-98, spending those final three seasons as defensive coordinator. He directed the 1996 defense to the top of the conference in every defensive category and was part of the Las Vegas Bowl victory over Ball State.

The 1986 North Central (Ill.) graduate has coached more than 10 players who signed professional contracts including Nevada's all-time tackles leader, DeShone Myles, as well as Mike Crawford and Steve Bryant. Two of his players - Myles and Matt Clifton - were named to Nevada's All-Century team at linebacker.

Wilson has coached defensive line, linebackers and secondary during his career, which also included stints at his alma mater (1986) and at New Mexico (1987-88).



# ASSISTANT COACHES



## DEFENSIVE COORDINATOR - SAFETIES

**Born:** May 2<sup>nd</sup>, 1959  
**Education:** Boise State : Bachelor's - Business Management, 1981  
**Hometown:** Berkeley, Calif.  
**Family:** Wife - April; Son - Drew

### Athletics Experience

#### As a Coach

2012: Defensive Coordinator/Safeties, Nevada  
2007-2009: Special Teams Coordinator/cornerbacks, UNLV  
2000-04: Defensive Coordinator/Secondary, UNLV  
1992-95: Secondary, Cal  
1983-85: Secondary/Running Backs, Boise State

2010-11: Safeties, Nevada  
2005-06: Defensive Backs, UNLV  
1996-99: Recruiting Coordinator/Secondary, UNLV  
1986-91: Recruiting Coordinator/Secondary & Special Teams, Nevada  
1981-82: Graduate Assistant, Boise State

#### As a Player

Boise State: Two-year letterman as a defensive back (1979-80)  
Contra Costa College: Two-year letterman as a quarterback (1977-78)

## MIKE BRADESON

### 9<sup>TH</sup> SEASON

#### RECRUITING AREA:

Las Vegas and Bay Area

Mike Bradeson returns for the third year of his second tenure in Reno and the veteran coach will step into a new role with the Wolf Pack as the team's defensive coordinator.

This season, Bradeson's ninth overall at Nevada, will not be the first in the role of coordinator for Bradeson. While at Nevada's sister school, UNLV, Bradeson was at the helm of some of the top defenses in Rebel history. During that time, Bradeson coached or recruited eight players who went on to the NFL and three Mountain West defensive players of the year. While the coordinator, the UNLV defense led the conference and was seventh nationally in takeaways in 2003. In 2001, UNLV led the conference in passing defense (189.4 ypg) and was 11th nationally in pass efficiency defense.

Bradeson will remain in charge of the safeties as he has, over the past two seasons, nurtured seniors Duke Williams and Marlon Johnson into honors candidates in their final seasons this year in the Silver & Blue. Williams earned second-team All-Conference honors last year as a junior. In his first year back at Nevada in 2010, Bradeson mentored a blossoming group of safeties led by Johnson and Williams, who combined to start 23 games at the two safety positions. Each was in the top six in tackles on the team in 2010 with a 132 combined stops. Johnson provided one of the biggest highlights of the historic 2010 season with his 65-yard interception return for a touchdown that was a pivotal play in the win over Cal.

When Bradeson came back to Nevada last year, he was coming off 15 seasons at UNLV - the longest tenure of any football coach in that school's history. He coached the secondary throughout his time in Las Vegas and he had a successful five-year run (2000-04) as defensive coordinator under head coach John Robinson.

At UNLV, Bradeson oversaw the development of future NFL DBs Kevin Thomas (Bills), Sam Brandon (Broncos), Eric Wright (Browns) and two-time All-America safety Jamaal Brimmer. Under Bradeson in 2003, the Rebel defense led the Mountain West in takeaways with 35 en route to finishing seventh in the nation in turnover margin. The unit's five TDs were led by Brimmer, who scored twice en route to First Team All-America honors and being named consensus MWC Defensive Player of the Year for the second consecutive season. In 2001, the Rebels led the MWC in passing defense by yielding only 189.4 yards per game and ranked 11th nationally in passing efficiency defense as well. In 2000, UNLV surrendered only 21.8 points per game, the 12th-lowest mark in school history and best since 1986.

Bradeson came to the Rebels in 1996 after four years coaching the secondary at the University of California. He spent his first season in Las Vegas working with the team's inside linebackers.

A 1981 graduate of Boise State, Bradeson was a two-year letterman for the Broncos. He helped his team to the 1980 Div. I-AA national championship with a win over Eastern Kentucky in the Camellia Bowl. After serving as a graduate assistant for two years, Bradeson was an assistant coach at his alma mater from 1983-85. From there, he moved to Nevada, where he coached from 1986-91. He coached in the secondary, worked with the special teams and also served as the team's recruiting coordinator while with the Pack.

Bradeson was also a member of the 2004 East-West Shrine Game coaching staff.



# ASSISTANT COACHES



## NICK ROLOVICH

### 1<sup>ST</sup> SEASON

#### RECRUITING AREA:

Sothorn California; Arizona

One of the top passing minds in the country will join Nevada's vaunted Pistol attack as Nick Rolovich enters his first season at Nevada as the Wolf Pack's offensive coordinator and quarterbacks coach.

Rolovich comes to Nevada after a wildly productive four-year run at Hawai'i, where he directed one of the top passing offenses in the nation. He was the quarterbacks coach all four seasons and spent the last two years as the Warriors' offensive coordinator.

With the Pack, he inherits the WAC Freshman of the Year in Cody Fajardo along with fellow sophomore Devin Combs and redshirt freshman Tanner Roderick as Nevada enters the Mountain West this fall. The Wolf Pack also has a pair of highly touted three-star prep quarterbacks en route in 2012 signees Hassan Henderson (Las Vegas, Nev.) and Tyler Stewart (Simi Valley, Calif.).

For the three years Rolovich had play-calling duties at Hawai'i (2009-2011), the Warriors threw for 13,915 yards – an average of 347.9 yards per game – and 96 touchdowns. That includes the 2010 season in which Hawai'i averaged 394.29 yards per game and led the nation in passing offense while finishing sixth in the nation in total offense. That year, Rolovich guided quarterback Bryant Moniz to the top of the total offense chart and to an eighth-place standing in passing efficiency.

Rolovich joins a Nevada team that has featured a record-breaking rushing attack since Ault's creation of the Pistol offense in 2005. In 2009, Nevada led the nation in rushing and became the first school in NCAA history to have three players – Colin Kaepernick, Luke Lippincott and Vai Tava – each rush for more than 1,000 yards. Since 2008, Nevada has finished fifth, second, fourth and sixth nationally in total offense and third, first, third and eighth in rushing offense.

Rolovich, a two-year letterwinner for Hawai'i from 2000-01, was the quarterbacks coach at City College of San Francisco, where he helped guide the Rams to a J.C. Gridwire National Championship in 2007. He also coached all-conference quarterbacks Zak Lee and Jeremiah Masoli, who went on to earn Division I scholarships at Nebraska and Oregon, respectively. As a player, Rolovich attended CCSF prior to Hawai'i and was a two-time All-American. He directed the school to a national championship in 1999.

As a player, Rolovich started the bulk of the 2001 season at Hawai'i, leading the team to an 8-1 record as a starter. During those nine games, he threw for 3,361 yards and 34 touchdowns. In the season-finale against fourth-ranked Brigham Young, Rolovich threw for a then-school record 543 yards and current record eight touchdowns against the Cougars. Rolovich ranked 10th nationally in passing efficiency with a 150.5 rating and broke 19 school passing and eight total offense records. He participated in the 2002 Hula Bowl and was named the game's Most Valuable Player.

Following his UH career, Rolovich participated in the Dallas Cowboys mini-camp before signing with the Denver Broncos. He was released after the team's final preseason game in 2002. The next year, he was allocated to the Rhein Fire of NFL Europe, where he threw for 907 yards and led the Fire to World Bowl XI.

Rolovich returned to Denver in 2003 and was cut following training camp. From there he began a five-year career in the Arena Football League, beginning with the San Jose SaberCats. Serving as veteran Mark Grieb's backup, Rolovich was a member of the Arena Bowl championship team. He then spent time with the Chicago Rush, Arizona Rattlers and Las Vegas Gladiators. While with the Gladiators, he threw for 1,248 yards and 23 touchdowns and had a passer rating of 104.8 in 2007, before retiring and accepting a spot on the Hawai'i coaching staff.

### OFFENSIVE COORDINATOR - QUARTERBACKS

**Born:** Feb. 16<sup>th</sup>, 1979

**Education:** Hawai'i: Bachelor's, 2008 | New Mexico Highlands: Master's, 2007

**Hometown:** Novato, Calif.

**Family:** Wife - Analea; Daughter - Alana; Son - Daniel

### Athletics Experience

#### As a Coach

2012: Offensive Coordinator/Quarterbacks, Nevada

2008-09: Quarterbacks, Hawai'i

2003-04: Student Assistant, Hawai'i

2010-11: Offensive coordinator, Hawai'i

2006-07: Quarterbacks, City College of San Francisco

2002: Assistant Coach, San Marin (Calif.) High School

#### As a Player

City College of San Francisco: Quarterback (1998-99)

Rhein Fire (NFL Europe): Quarterback (2002-03)

Arizona Rattlers (AFL): Quarterback (2006)

Las Vegas Gladiators (AFL): Quarterback (2007)

Hawai'i: Quarterback (2000-01)

San Jose SaberCats (Arena): Quarterback (2004-05)

Chicago Rush (AFL): Quarterback (2006)

# ASSISTANT COACHES



## ASSISTANT COACH - WIDE RECEIVERS

**Born:** June 19<sup>th</sup>, 1965  
**Education:** Pacific (Ore.): Bachelor's - Physical Education and Health, 1989; CMSU: Master's - Athletic Administration, 2003  
**Hometown:** La Mirada, Calif.  
**Family:** Wife - Lori; Stepdaughter - McKenzie; Stepson - Tyler

### Athletics Experience

#### As a Coach

2005-present: Wide Receivers, Nevada  
1996-2003: Assistant Coach, Central Missouri State  
1988-1991: Assistant Coach, Pacific (Ore.)

2004: Quarterbacks, Nevada  
1992-95: Assistant Coach, West Valley College

#### As a Player

Pacific (Ore.): Two-time all-conference as a wide receiver (1987-88)  
Cerritos College: Two-year starter at wide receiver (1985-86)

# SCOTT BAUMGARTNER

## 9<sup>TH</sup> SEASON

### RECRUITING AREA:

Southern California:  
Los Angeles Valley and  
High Desert area

Scott Baumgartner enters his ninth season at Nevada – his seventh as the wide receivers coach – with one of the youngest units on the team.

Last year, Nevada players caught 270 passes over the course of the Pack's 13 games. Entering the 2012 season, only 29 of those catches were by returning wide receivers, in the form of sophomore Aaron Bradley (28) and Necho Beard (1). But that stat is a bit misleading as Nevada will have the services of senior Brandon Wimberly this year after the 2009 WAC Freshman of the Year missed all of 2011 for medical reasons.

Wimberly and Bradley are projected into starting spots, and Baumgartner will work with a host of young players to develop the depth behind the two experienced players.

Baumgartner helped develop Rishard Matthews into a two-time All-Conference selection and an NFL draft pick (2012, Miami Dolphins) over the past two seasons. Matthews tallied 1,364 yards last year as a senior, giving Baumgartner yet another 1,000-yard receiver. "Boom" also saw another pupil head to the NFL as Tray Session signed (2012) with the Oakland Raiders.

With Matthews earning All-WAC honors in 2010 and 2011, it marked the fourth straight season that one of Baumgartner's pupils earned all-league accolades as Wimberly was a second-team All-WAC pick in 2009. In 2008, Baumgartner mentored a 1,000-yard receiver for the second straight season as Marko Mitchell had 61 catches for 1,141 yards and 10 touchdowns. Mitchell, a 2009 draftee of the Washington Redskins, is now with the Detroit Lions. He was selected first-team All-WAC in 2008. That same year, Baumgartner had three receivers with at least 40 receptions and 500 yards in Mitchell, Mike McCoy and Chris Wellington.

In 2007, Baumgartner developed Mitchell into a 1,000-yard receiver and the Wolf Pack wideouts caught 17 touchdown passes, and three different players (Mitchell, McCoy and Kyle Sammons) each had at least 30 catches, 600 yards and four touchdowns.

In the previous seasons, Baumgartner helped wide receiver Caleb Spencer earn All-WAC honors and finish among Nevada's career leaders in receptions, yards and touchdowns.

In 2004, his first year in Reno, Baumgartner worked the quarterbacks - including Jeff Rowe, who would go on to the NFL - in his first season at Nevada and has also been an integral part of the Wolf Pack's special teams over the years. In 2005, punter Justin Bergendahl earned first-team All-WAC honors after ranking in the national top 50 in punting.

Prior to arriving in Reno, Baumgartner, who has more than 20 years of college coaching experience, spent eight years coaching receivers, quarterbacks and special teams at Central Missouri State.

A noted West Coast recruiter, Baumgartner hails from California and has many ties to high school and junior college coaches throughout the Golden State from his time as an assistant coach at West Valley College in Saratoga, Calif., and as a player at Cerritos College in Norwalk, Calif. He coached four years at West Valley College (1992-95), and spent four seasons at his alma mater, Pacific University in Forest Grove, Ore. (1988-91).





# ASSISTANT COACHES



## ASSISTANT COACH - OFFENSIVE LINE

**Born:** Feb. 8<sup>th</sup>, 1972  
**Education:** West Texas A&M: Bachelor's, 1994  
**Hometown:** Fremont, Calif.  
**Family:** Wife - Tracie; Daughters - Hailey and Aubrey; Son - Colton

### Athletics Experience

#### As a Coach

2012: Offensive Line, Nevada  
2001: Offensive Line, Northwestern State  
1995-98: Offensive Line, West Texas A&M  
2002-11: Offensive Line, Arkansas State  
1999-2000: Offensive Line, Arkansas-Monticello  
1994: Student Assistant Coach, West Texas A&M

#### As a Player

West Texas A&M: Starter on offensive line and team captain (1992-93)  
Chabot College: Starter on offensive line (1990-91)

## DARREN HILLER

### 1<sup>ST</sup> SEASON

#### RECRUITING AREA:

Northern California  
Dallas/Fort Worth, Texas

A West Coast native, Darren Hiller is in his first year at Nevada and will oversee the offensive line for the Wolf Pack.

With more than 17 years of experience as an offensive line coach, Hiller will be in charge of one of the most vital pieces of the Pistol offense in coaching "The Union," as the offensive front at Nevada has been called for nearly three decades.

He enters his first season with a wealth of top-notch experience on the front, led by the duo of Chris Barker and Jeff Nady, one of the top guard-tackle duos on the West Coast. Through in an emerging star in junior Joel Bitonio, the other tackle, and Hiller has the backbone of another strong front for Nevada.

Hiller came to Nevada after a successful decade-long run at Arkansas State.

While in Jonesboro, Hiller and the Red Wolves racked up a pair of conference championships, including a 10-2 record in 2011 and an appearance in the GoDaddy.com Bowl.

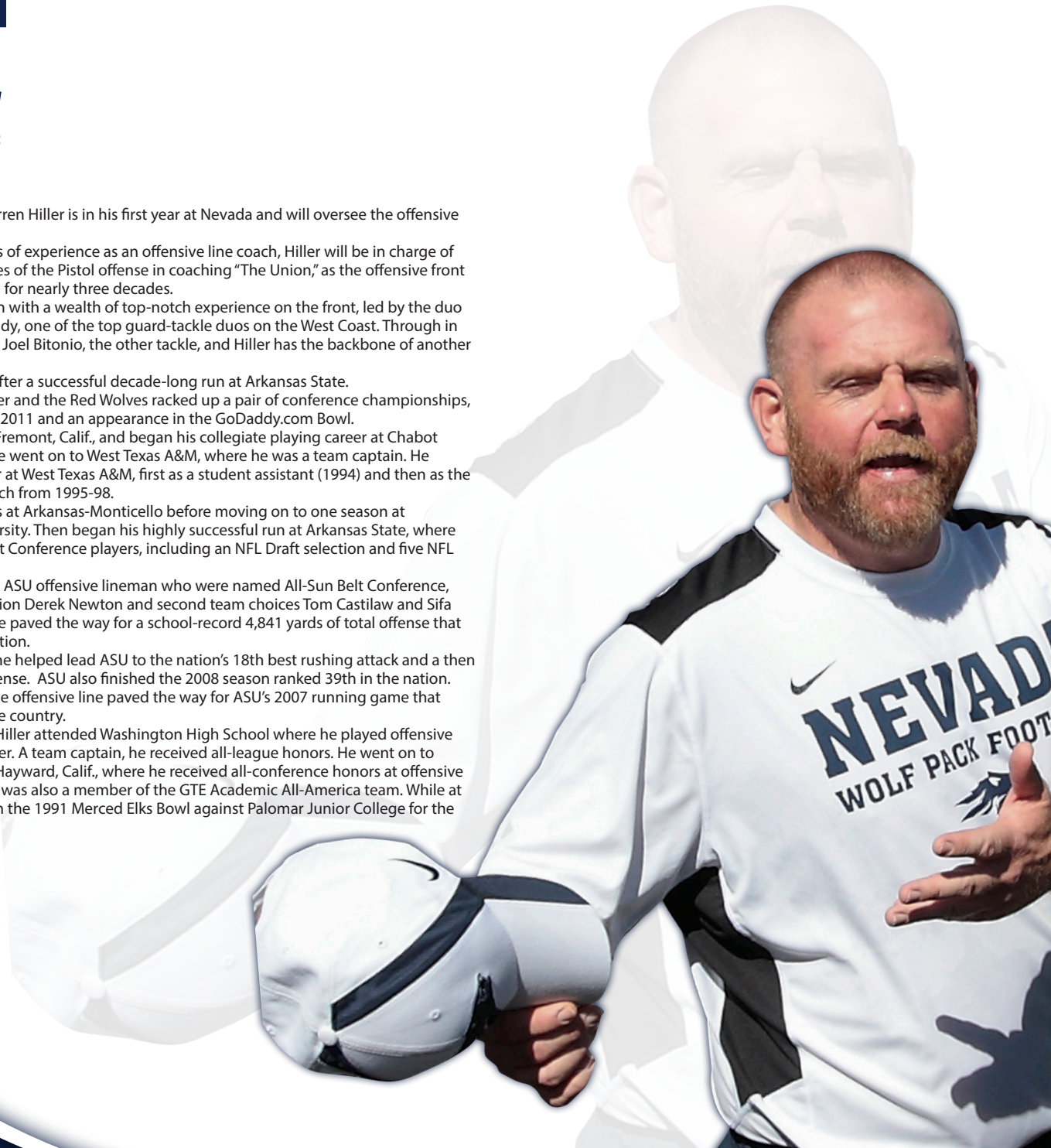
Hiller is originally from Fremont, Calif., and began his collegiate playing career at Chabot College in the Bay Area. He went on to West Texas A&M, where he was a team captain. He began his coaching career at West Texas A&M, first as a student assistant (1994) and then as the school's offensive line coach from 1995-98.

Hiller spent two seasons at Arkansas-Monticello before moving on to one season at Northwestern State University. Then began his highly successful run at Arkansas State, where he coached 16 All-Sun Belt Conference players, including an NFL Draft selection and five NFL free agents.

In 2010, Hiller saw three ASU offensive lineman who were named All-Sun Belt Conference, including first team selection Derek Newton and second team choices Tom Castilaw and Sifa Etu. The Red Wolves' o-line paved the way for a school-record 4,841 yards of total offense that also ranked 40th in the nation.

In 2008, the offensive line helped lead ASU to the nation's 18th best rushing attack and a then school record for total offense. ASU also finished the 2008 season ranked 39th in the nation. Under Hiller's direction, the offensive line paved the way for ASU's 2007 running game that finished ranked 29th in the country.

Born in Fremont, Calif., Hiller attended Washington High School where he played offensive guard and inside linebacker. A team captain, he received all-league honors. He went on to Chabot Junior College in Hayward, Calif., where he received all-conference honors at offensive guard. A team captain, he was also a member of the GTE Academic All-America team. While at Chabot, his team played in the 1991 Merced Elks Bowl against Palomar Junior College for the national championship.



# ASSISTANT COACHES



## ASSISTANT COACH - SPECIAL TEAMS COORDINATOR

**Born:** Oct. 30<sup>th</sup>, 1957  
**Education:** Boise State: Bachelor's - Physical Education, 1980  
**Hometown:** Vale, Ore.  
**Family:** Wife - Lisa; Daughter - Hanna

### Athletics Experience

#### As a Coach

2012: Special Teams/Running Backs, Nevada  
2008-10: Special Teams/Safeties, Colorado State  
1999-2006: Head Coach, Idaho State  
1989-94: Defensive Ends, Washington State  
1981-85: Outside Linebackers, Weber State

2011: Associate Head Coach/Special Teams/Running Backs  
Colorado State  
1995-98: Assistant Head Coach/Special Teams, Washington State  
1986-88: Recruiting Coordinator/Defensive Line, Weber State

#### As a Player

Boise State: Linebacker for 1977 Big Sky Championship Team and 1980 I-AA National Champions (1977-80)

## LARRY LEWIS

### 1<sup>ST</sup> SEASON

#### RECRUITING AREA:

Southern California  
(Orange County) and  
the Pacific Northwest

A veteran coach with more than 30 seasons of experience, Larry Lewis is in his first season at Nevada and will serve as the Wolf Pack's special teams coordinator while also coaching running backs. Lewis brings a distinguished coaching career of more than three decades, including eight seasons as the head coach Idaho State, to Reno.

With a coaching career spent entirely in the West, Lewis has connections to a handful of members of Nevada's coaching staff. Lewis, a native of Vale, Ore., played collegiately at Boise State alongside Nevada defensive coordinator Mike Bradeson. Wolf Pack cornerbacks coach James Ward served as the defensive coordinator for Lewis at Idaho State. Lewis also has ties to Wolf Pack linebackers coach Ken Wilson and defensive line coach Barry Sacks.

At Nevada, he'll oversee a running back unit that has produced at least one 1,000-yard rusher in all but one season since 2006. Junior Stephon Jefferson is Nevada's most experienced running back, along with senior Nick Hale and those two will be pushed by a talented group of underclassmen, including redshirt freshman Anthony Knight.

He'll also coordinate all aspects of the special teams units for Nevada, which returns three kickers with experience and a handful of capable return men.

Lewis comes to Nevada after four seasons at Mountain West foe Colorado State. After coaching the Rams' special teams and safeties for three seasons, he was promoted to associate head coach prior to the 2011 campaign, and given the responsibility of coaching running backs and fullbacks, in addition to special teams.

At Colorado State last season, Lewis guided the Rams to top 25 rankings in punting and kick returns. As the Rams running back coach, he tutored Chris Nwoke, who was third in the Mountain West in rushing at nearly 95 yards per game. Lewis also had the No. 19 kick return unit in 2000 and the top punter in the Mountain West in 2008.

Lewis has produced a number of NFL players in his career, perhaps most notably All-Pro defensive end Jared Allen, who was the nation's top defensive player in I-AA (FCS) in 2003 at Idaho State. As the Bengals head coach from 1999-2006, Lewis guided the Idaho State to a share of the 2002 Big Sky Conference title and the school's first pair of consecutive eight-win seasons, in 2002 and '03, in the program's 101-year history. For a stretch from 2001-04, Idaho State was ranked in 22 of 23 national polls. His Bengals teams produced 13 All-Americans, 127 all-conference selections and 41 academic all-conference awards.

Lewis was a finalist for the Eddie Robinson Coach of the Year in 2002, when Idaho State notched its best record in 21 years and captured a share of its first Big Sky title in more than two decades. That season, the Bengals had 22 all-conference players; they had just one only three years earlier, in 1999. The Bengals closed the year No. 16 in the national polls.

Prior to his tenure at ISU, Lewis spent 10 years at Washington State, where he served as defensive ends coach (1989-94) and assistant head coach/special teams coordinator (1995-98). During that period, WSU experienced unprecedented success and his linemen helped the school post the nation's No. 2 defense against the run in both 1993 and 1994. The Cougars went to three bowl games, including the Rose Bowl at the end of a 10-1 season in 1997. In that contest, WSU nearly upset eventual national champion Michigan.

From 1981-88, Lewis coached at Weber State, where he began as a part-time assistant. Promoted to full-time status by head coach Mike Price prior to the 1983 season, Lewis coached outside linebackers from 1981-85, then wore two caps as recruiting coordinator and defensive line coach from 1986-88. In 1987, the Wildcats enjoyed what remains the best season in program annals, a 10-3 campaign that saw them advance to the national Division I-AA quarterfinals and capture a share of the Big Sky Conference championship. In '81, his first year at the school, the 7-4 team snapped a string of 10 losing seasons.

Lewis began coaching after a stellar playing career at Boise State, where he lettered four times. After redshirting in 1976, he was the team's most improved player as a freshman. As a starter at outside linebacker, he helped the Broncos win the 1980 NCAA Division I-AA national championship, on the heels of a 10-1 season in 1979 and a Big Sky championship in 1977.



# ASSISTANT COACHES



## ASSISTANT COACH - DEFENSIVE LINE

**Born:** Nov. 24<sup>th</sup>, 1957  
**Education:** Montana: Bachelor's - Physical Education, 1980  
**Hometown:** Ephrata, Wash.  
**Family:** Wife - Teresa; Daughter - Alyx; Son - Philip

### Athletics Experience

#### As a Coach

2010-present: Defensive Tackles, Nevada	2007-09: Defensive Ends, Nevada
2004-06: Co-Defensive Coordinator/Defensive Line, Nevada	2003: Defensive Ends, Nevada
2002: Tight Ends, Nevada	2001: Defensive Coordinator, San Jose Sabercats (AFL)
1998-2000: Assistant Coach, San Jose State	1997: Defensive Coordinator, Adams State
1993-96: Assistant Coach, Boise State	1986-92: Assistant Coach, Portland State

#### As a Player

Montana: Four-year letterman and two-year starter at linebacker (1976-79)

## BARRY SACKS

### 1<sup>ST</sup> SEASON

#### RECRUITING AREA:

Sacramento and San Joaquin Valley

The 11th season of Barry Sacks's tenure at Nevada will see the intense, veteran coach take over the entire defensive front after coaching just the tackle in 2011 and just the ends in 2010.

On the front, Sacks has junior Jack Reynoso returning at one of the inside positions and will welcome in open competition for virtually every other spot on the depth chart during camp and into the regular season.

The energetic and enthusiastic coach has coached a number of positions during his time in Reno but he has been a mainstay on the defensive line in recent years. Sacks has developed some of the top pass rushers in Wolf Pack history, most notably Kevin Basped (who spent time with the New York Jets) and Dontay Moch, who was picked in the third round of the 2011 NFL Draft by the Cincinnati Bengals. Basped and Moch each finished their Wolf Pack careers as two of the greatest pass rushers in school history with Moch setting the school and Western Athletic Conference records for career tackles for loss.

Most recently, Sacks guided Brett Roy from a walk-on defensive back into an All-American (Sports Illustrated) in 2011. Roy enters the 2012 season on the roster of the New York Jets

In 2007, Sacks coached the Pack's outside linebackers, including team tackles leader Ezra Butler, who led the WAC in tackles for loss. He also coached Nick Fuhr, who led the team and was second in the WAC in sacks.

Prior to 2007, Sacks spent three seasons as Nevada's co-defensive coordinator, helping the Wolf Pack rank 30th in the nation in scoring defense in 2006.

During his first year at Nevada, Sacks coached CoSIDA first-team Academic All-America and All-WAC tight end Erick Streeleman in 2002. He moved over to the other side of the ball to work with the defensive line in 2003 and helped tutor two all-WAC selections in Jorge Cordova (the team's MVP in 2003 and career sacks leader) and Derek Kennard, Jr. (the defensive MVP in 2003).

Sacks is a tireless and effective recruiter who has consistently cultivated his area and to bring talented student-athletes to Reno. Among those Sacks recruited in recent years are quarterback Colin Kaepernick, tight end Virgil Green and Basped.

Sacks has 25 years in the coaching profession, including one season in the Arena Football League (AFL). He had served as a defensive coordinator twice before assuming the co-coordinator role at Nevada, once at the collegiate level at NCAA II Adams State in 1997 as well as in his one-year stint with the AFL's San Jose Sabercats in 2001.

The Ephrata, Wash., native's resume also includes three years as the defensive line coach at San Jose State (1998-2000), four seasons as the defensive line coach/recruiting coordinator at Boise State (1993-96) and seven years as the defensive line coach at Portland State (1986-92).



# ASSISTANT COACHES



## ASSISTANT COACH - TIGHT ENDS

**Born:** Jan. 5<sup>th</sup>, 1966  
**Education:** UTEP: Bachelor's - Criminal Justice, 1995  
**Hometown:** Biloxi, Miss.  
**Family:** Wife - Barbara; Daughter - Aidine; Sons - Jalen and Mason

### Athletics Experience

#### As a Coach

2010-present: Tight Ends/Co-Offensive Line, Nevada  
2006: Offensive Line, North Carolina Central  
2000-03: Defensive Line, UTEP  
1997: Coaching Intern, Green Bay Packers  
1993-95: Student/Graduate Assistant, UTEP

2007-09: Offensive Coordinator, Grambling State  
2004-05: Offensive Line, South Carolina State  
1999: Coaching Intern, Philadelphia Eagles  
1996-1999: Tight Ends, UTEP

#### As a Player

UTEP: Four-year starter at center (1985-88). Two-time first-team All-WAC selection  
Denver Dynamite (AFL): 1989-90  
Sacramento Attack (AFL): 1991

## JAMES SPADY

### 3<sup>RD</sup> SEASON

#### RECRUITING AREA:

Texas

James Spady enters his third season in Reno armed with a two of the most underrated tight ends in the conference.

Junior Kolby Arendse started 12 games in 2011 and was fourth on the team in receiving with 26 catches for 340 yards and two touchdowns. A sure-bet to return to his starting job? Not so fast. Nevada also returns Zach Sudfeld, who received a sixth year of eligibility from the NCAA after losing the 2011 season to injury in the opening game at Oregon. Sudfeld was a force in spring ball, leading Nevada in receiving during the Silver and Blue Spring Game

The duo gives Spady plenty to work with at the tight end position and he'll again work with the Pack's offensive line as the Union returns three starters and features two of the best linemen in the league in Chris Barker and Jeff Nady.

Spady is no stranger to developing talent at Nevada. In his first year, he guided All-WAC tight end Virgil Green, who was picked in the 2011 NFL Draft by the Denver Broncos. Green, a multi-year starter proved himself to be one of the best tight ends in program history during his career in Reno.

Green, who played in more than 50 games in his career at Nevada, caught 72 passes in his career for 939 yards and 11 touchdowns while also serving as a devastating blocker in the run game.

A four-year starter at UTEP, Spady twice earned first-team All-WAC honors at center. After a three-year career in the Arena Football league, Spady returned to UTEP to begin his coaching career.

He came to Reno after three successful seasons as the offensive coordinator at Grambling State. During his time with the Tigers, the team grew offensively and reached the SWAC championship game in his first year. Grambling State led the SWAC in a number of offensive categories and a handful of Tigers players set school records and earned all-conference accolades.

Spady went to Grambling State after one season (2006) at North Carolina Central, where he helped the Eagles to a perfect 11-0 season and a trip to the NCAA Division II playoffs. NCCU finished the season ranked fourth in the nation in the D-II Top 25 poll. NCCU led its conference in 12 offensive statistical categories and Spady's offensive line yielded just 10 sacks in 289 pass attempts.

Prior to his stint at North Carolina Central, Spady spent two seasons as the offensive line coach at South Carolina State from 2004 to 2005. Under Spady's tutelage, the offense line at SCSU was directly responsible for clearing the way for 9,049 yards of total offense and 34.7 points per game during the 2004 and 2005 seasons combined.

Spady began his coaching career at the University of Texas at El Paso where he spent 11 seasons helping to develop both the offensive and defensive lines, as well as the tight ends. Spady coached the tight ends at UTEP from 1996-1999 when he aided in the development of Brian Natkin, a unanimous consensus All-American in 2000.

From 1993-1995, Spady was a student/graduate assistant coach working with both the offensive and defensive lines. Spady was the defensive line coach at UTEP from 2000-2003, he returned to the offensive side of the ball during the 2003 season when he took over the tight ends again for the second time at UTEP.

In addition to his collegiate coaching duties, Spady is also an avid student of the game as he has served two NFL Minority Internships with the Green Bay Packers in 1997 and again in 1999 with the Philadelphia Eagles. During June of 2007, Spady had the opportunity to acquire more knowledge as he was one of 28 coaches selected to participate in the 2008 NCAA Expert Coaches Academy in Dallas, Texas.



# ASSISTANT COACHES

## ASSISTANT COACH - CORNERBACKS

**Born:** Aug. 3<sup>rd</sup>, 1972  
**Education:** Puget Sound: Bachelor's - Business Administration, 1996; Colorado State: Master's - Higher Education & Human Resources, 2006  
**Hometown:** Tacoma, Wash.  
**Family:** Wife - Marissa; Daughter - Annalise

### Athletics Experience

#### As a Coach

2008-present: Cornerbacks, Nevada  
2003-07: Assistant Coach, Colorado State  
1997-98: Graduate Assistant, Washington State  
2007: Coaching Intern, Houston Texans  
1999-2003: Assistant Coach/Defensive Coordinator, Idaho State  
1995-97: Assistant Coach, Puget Sound

#### As a Player

Puget Sound: Four-year starter at cornerback (1991-94). Team captain and all-conference as a senior



## JAMES WARD

### 5<sup>TH</sup> SEASON

#### RECRUITING AREA:

Southern California:  
Inland Empire

James Ward returns to Nevada for his fifth season after nurturing and developing a young Wolf Pack secondary the past four seasons.

The past two years have seen two of Ward's pupils – Doyle Miller and Isaiah Frey – go on the NFL as Miller spent time with two teams in 2011 and Frey was a sixth-round pick by the Chicago Bears in 2012. Frey was a two-time All-Western Athletic Conference selection over the past two seasons.

This year, Ward has a veteran on one side in senior Khalid Wooten, an honors candidate who should contend for All-Mountain West accolades after recording four interceptions in 2011. On the other side, a starter is still to be found, as is the depth for both cornerback positions. Juco transfer Markus Smith should be in the mix, along with sophomore Charles Garrett and redshirt freshman Bryson Keeton, among a host of others.

Over the past two years, Nevada saw the performance of its secondary improve by leaps and bounds. After a 2009 season in which Nevada was ninth in the conference in pass defense, Nevada moved up to fifth in 2010. The Pack also reduced the number of passing touchdowns allowed from 33 TDs in 13 games in 2009 to 15 TDs in 14 games in 2010. In 2011, the Wolf Pack recorded 15 interceptions and allowed just a 48.3 percent completion percentage.

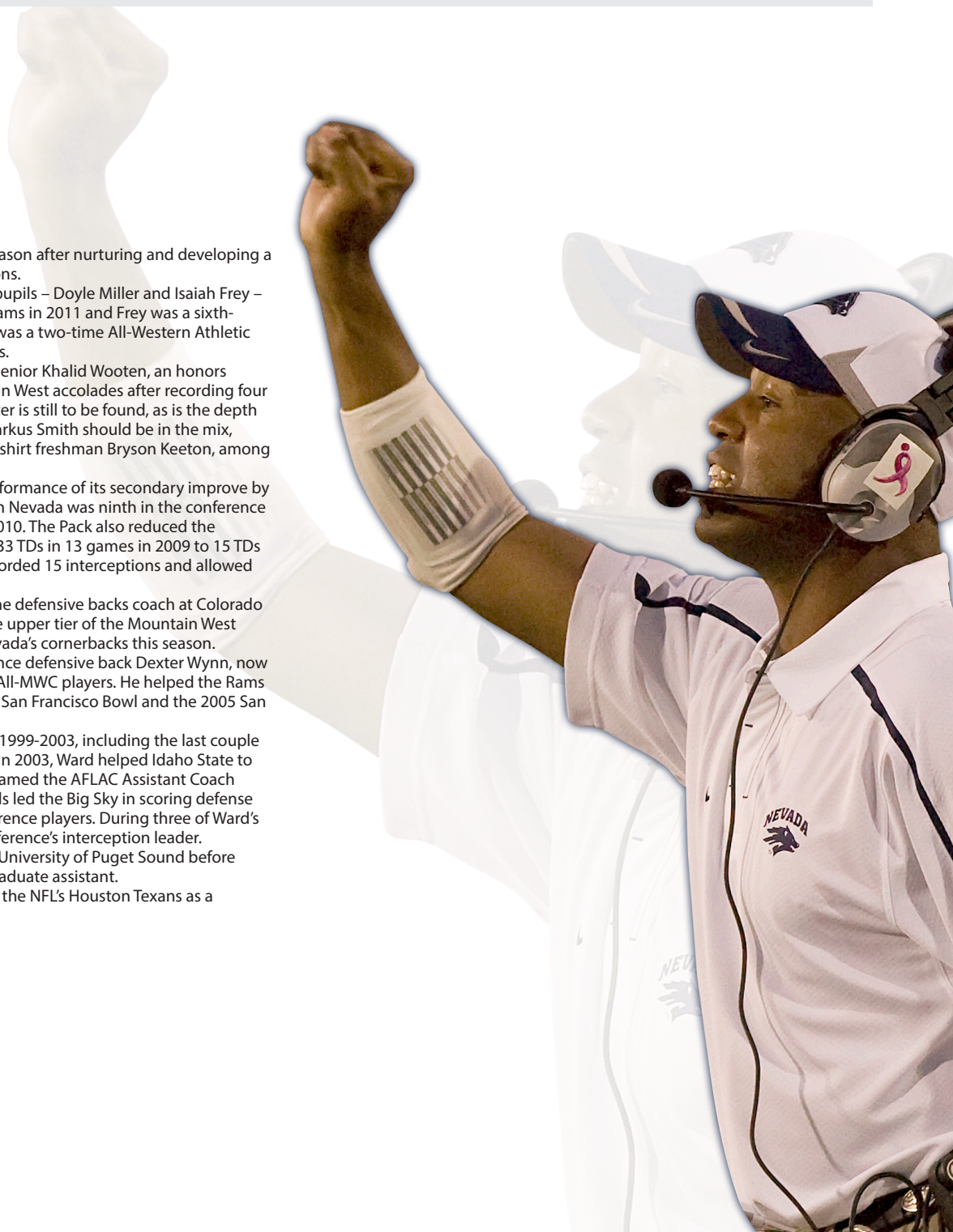
Ward came to Nevada after five seasons as the defensive backs coach at Colorado State, where the Rams' secondary ranked in the upper tier of the Mountain West Conference each season. He will work with Nevada's cornerbacks this season.

At Colorado State, Ward coached all-conference defensive back Dexter Wynn, now with the NFL's Houston Texans, and four other All-MWC players. He helped the Rams to a pair of bowl game appearances - the 2003 San Francisco Bowl and the 2005 San Diego Credit Union Poinsettia Bowl.

Ward previously worked at Idaho State from 1999-2003, including the last couple of years as the Bengals' defensive coordinator. In 2003, Ward helped Idaho State to a Big Sky Conference championship and was named the AFLAC Assistant Coach of the Year. During the 2002 season, the Bengals led the Big Sky in scoring defense and boasted a school-record with 10 All-Conference players. During three of Ward's seasons at Idaho State, the school had the conference's interception leader.

He began his coaching career in 1995 at the University of Puget Sound before moving on to Washington State in 1997 as a graduate assistant.

He also worked part of the 2007 season with the NFL's Houston Texans as a coaching intern.



# FOOTBALL STAFF



**DAVE  
BROWN**  
2<sup>ND</sup> SEASON

## **DIRECTOR OF OPERATIONS**

**Born:** Dec. 25<sup>th</sup>, 1980  
**Education:** Central Missouri State: Bachelor's - Physical Education, 2003; Central Missouri State: Master's - Sports Business Administration; Nevada: Master's - Educational Psychology, 2010  
**Hometown:** Olathe, Kan.  
**Family:** Single

### **Athletics Experience**

2011-present: Director of Football Operations, Nevada      2010: Run-Game Coordinator/Wide Receivers, Portland State  
2006-09: Graduate Assistant/Quality Control, Nevada      2001-05: Running Backs, Central Missouri State

### **As a Player**

Played quarterback at Butler Community College (Kansas) and Central Missouri State.

Dave Brown returns to Nevada for the second season of his second tenure and will again be the Wolf Pack's Director of Football Operations. Brown previously spent time at Nevada as a graduate assistant coach and quality control assistant. He oversees all operational duties at Nevada and will also take over administrative work within the football office in addition to other duties.

Brown returned in 2011 after one season as run-game coordinator and wide receivers coach at Portland State. While with the Vikings, Brown used his extensive knowledge of Chris Ault's Pistol Offense to incorporate the scheme at Portland State. The Vikings led the Big Sky Conference in rushing in 2010 after implementing the Pistol offense there.

Before his one season at Portland State, Brown worked for four seasons in a number of roles at Nevada and was part of four straight bowl-game appearances with the Wolf Pack. He started in 2006 as a quality control assistant who also oversaw video operations. He then became the Wolf Pack's graduate assistant from 2007-09, assisting with the quarterbacks in the Pistol offense.

Brown spent five seasons at his alma mater, Central Missouri State as the running backs coach. He guided two of the top runners in school history who set 14 school records and earned a pair of All-American honors. The Mules went 43-13 during Brown's tenure, which included a conference title, a national playoff appearance and a bowl victory.

Brown played quarterback in college, and was part of a national championship at Butler Community College in 1999 before moving on to play at Central Missouri State.

A native of the Kansas City area, Brown holds a bachelor's degree (physical education) and master's degree (Sports Business Administration) from Central Missouri State and earned a second master's degree in educational psychology.



**ANDY  
VAUGHN**  
1<sup>ST</sup> SEASON

## **DIRECTOR OF PLAYER PERSONNEL**

**Born:** March 24<sup>th</sup>, 1981  
**Education:** North Greenville: Bachelor's - Sports Management and Business; Florida State: Master's - Sports Administration  
**Hometown:** Seneca, S.C.  
**Family:** Wife - Jahna; Son - Brayden

### **Athletics Experience**

2012: Director of Player Personnel, Nevada      2008-12: Coordinator of Player Personnel  
2006-07: Velocity Sports Performance, Reno      Middle Tennessee State  
2005: Assistant for Football Operations, Clemson      2008-2010: Assistant Director of Football Operations  
2003: Recruiting Assistant, Clemson      Middle Tennessee State

### **As a Player**

North Greenville College: Played tight end (1999-2000)

Andy Vaughn is in his first season at Nevada and serves as the Wolf Pack's Director of Player Personnel.

Vaughn oversees and spearheads all aspects of the recruiting process for Nevada, including logistics and communications. He also directs the Wolf Pack's football recruiting site and coordinates social media efforts for Nevada's football program.

Vaughn came to Nevada after a successful four-year run at Middle Tennessee State, where he was the coordinator of player personnel. At MTSU, Vaughn's duties included all NCAA compliance-related activities for the Blue Raider football program, assisting the recruiting coordinator in all phases of the day-to-day planning and execution, and overseeing all football camp activities. He also oversaw the football program's high school relations, recruiting logistics and communications, team practice facilities and assisted with the day-to-day operations.

A native of South Carolina, Vaughn is no stranger to Northern Nevada. He previously lived in Reno and helped coordinate a Velocity Sports Performance franchise while serving as the center director, handling business and recruiting functions. Vaughn helped Velocity develop and promote a special high-altitude performance and skills training program for elite NBA players and NFL hopefuls that was the first of its kind in the U.S.

Prior to that, Vaughn was on the staff at Clemson, where he served as an assistant for football operations, assisting in administrative operations, travel logistics, recruiting, and community relations. Vaughn also developed a high school relations program for the Tigers while serving as the team liaison for the 2005 Champs Sports Bowl.

Vaughn was also a member of the Clemson staff in 2003 as a recruiting assistant. During both tenures at Clemson, Vaughn helped the Tigers land nationally ranked top-25 recruiting classes.

Prior to joining the Clemson staff, Vaughn was a letterwinner at North Greenville University, where he played on the first bowl team in school history.

Vaughn earned a degree in sports management and business administration from North Greenville University in 2003. He also has a master's degree in physical education and sports administration from Florida State University (2005).

# SUPPORT STAFF



**MIKE BETHEA**  
GRADUATE ASSISTANT

A former starter in the linebacking corps for the Wolf Pack, Mike Bethea returns to Nevada and will serve as the team's graduate assistant on the defensive side of the ball. The 2012 season will mark Bethea's second season as a graduate assistant with his alma mater.

As a player, Bethea came to Nevada in 2008 as a transfer from Palomar College in Southern California, where he was a second-team juco Grid-Wire All-American. As a junior in 2008, Bethea played in eight games in an injury-shortened season, recording 28 tackles with 4.5 for a loss. In 2009, Bethea was second on the team in tackles with 64, including 5.5 TFLs and 2.5 sacks with one interception and a fumble recovery.

The Carlsbad, Calif., native earned his bachelor's degree from Nevada in 2010.



**RICKEY THENARSE**  
GRADUATE ASSISTANT


A former standout at Nebraska, Rickey Thenarse enters his first season at Nevada and will serve as the team's graduate assistant on offense.

Thenarse was twice named the Cornhuskers' Special Teams MVP during his playing career, which spanned 2006-2010. He was a starter in the defensive backfield, recording four career interception, including one that he took back 47 yards for a touchdown against Idaho as a senior.

He won Nebraska's Tom Novak Award, an honor which "best exemplifies courage and determination despite all odds in the manner of Nebraska All-America center Tom Novak." He also was awarded the 2010 Wilma Rudolph Award, which honors student-athletes who have overcome great personal, academic, and/or emotional odds to achieve academic success while participating in intercollegiate athletics.

Thenarse graduated in 2010 from Nebraska with a bachelor's degree in sociology.

A native of Watts, Calif., Thenarse was a standout running back and defensive back at Jordan High School.



**ANDY MUTNAN**  
ASSOCIATE DIRECTOR OF  
SPORTS MEDICINE



**JOE MCBETH**  
ASSISTANT DIRECTOR OF  
SPORTS MEDICINE




**MATT ECK**  
DIRECTOR OF STRENGTH &  
CONDITIONING



**PETE BROWN**  
STUDENT INTERN



**COLIN FRY**  
STUDENT INTERN



**JAMES TROXEL**  
LEAD ATHLETICS  
ACADEMIC ADVISOR



**CHRIS COLLINS**  
DIRECTOR OF EQUIPMENT &  
INVENTORY CONTROL



**CHAD HARTLEY**  
ASSISTANT AD FOR  
MEDIA SERVICES



**ADAM RAYMOND**  
VIDEO COORDINATOR



**LINDA BURKHARDT**  
ADMINISTRATIVE ASSISTANT

**NEVADA**



**2012 FINAL  
STATISTICS**

**2012**



# 2012 FINAL STATISTICS

## GAME RESULTS

RECORD:	OVERALL	HOME	AWAY	NEUTRAL
ALL GAMES	7-6-0	5-1-0	2-4-0	0-1-0
CONFERENCE	5-2-0	3-1-0	2-1-0	0-0-0
NON-CONFERENCE	2-4-0	2-0-0	0-3-0	0-1-0

DATE	OPPONENT	W/L	SCORE	ATTEND
9/10/11	AT #13 OREGON	L	20-69	58818
9/17/11*	AT SAN JOSE STATE	W	17-14	17238
9/24/11	AT TEXAS TECH	L	34-35	55664
10/01/11	AT #4 BOISE STATE	L	10-30	34098
10/08/11	UNLV	W	37-0	25978
10/15/11	NEW MEXICO	W	49-7	15369
10/22/11*	FRESNO STATE	W	45-38	15113
10/29/11*	AT NEW MEXICO STATE	W	48-34	15782
11/12/11*	HAWAI'I	W	42-28	16527
11/19/11*	LOUISIANA TECH	L	20-24	11639
11/26/11*	AT UTAH STATE	L	17-21	15784
12/03/11*	IDAHO	W	56-3	10027
12/24/11	VS #22 SOUTHERN MISS	L	17-24	32630

## TEAM STATISTICS

	NEV	OPP
SCORING	444	390
POINTS PER GAME	37.0	32.5
FIRST DOWNS	337	288
RUSHING	161	132
PASSING	152	128
PENALTY	24	28
RUSHING YARDAGE	3120	2558
YARDS GAINED RUSHING	3386	2780
YARDS LOST RUSHING	266	222
RUSHING ATTEMPTS	601	503
AVERAGE PER RUSH	5.2	5.1
AVERAGE PER GAME	260.0	213.2
TDS RUSHING	38	23
PASSING YARDAGE	2914	2616
COMP-ATT-INT	249-374-8	212-382-4
AVERAGE PER PASS	7.8	6.8
AVERAGE PER CATCH	11.7	12.3
AVERAGE PER GAME	242.8	218.0
TDS PASSING	21	24
TOTAL OFFENSE	6034	5174
TOTAL PLAYS	975	885
AVERAGE PER PLAY	6.2	5.8
AVERAGE PER GAME	502.8	431.2
KICK RETURNS: #-YARDS	40-835	50-1118
PUNT RETURNS: #-YARDS	14-229	12-133
INT RETURNS: #-YARDS	4-78	8-142
KICK RETURN AVERAGE	20.9	22.4
PUNT RETURN AVERAGE	16.4	11.1
INT RETURN AVERAGE	19.5	17.8
FUMBLES-LOST	21-10	22-11
PENALTIES-YARDS	78-742	79-699
AVERAGE PER GAME	61.8	58.2
PUNTS-YARDS	44-1842	53-2238
AVERAGE PER PUNT	41.9	42.2
NET PUNT AVERAGE	35.7	35.3
TIME OF POSSESSION/GAME	29:56	30:04
3RD-DOWN CONVERSIONS	94/177	84/178
3RD-DOWN PCT	53%	47%
4TH-DOWN CONVERSIONS	15/25	9/20
4TH-DOWN PCT	60%	45%
SACKS BY-YARDS	20-118	18-121
MISC YARDS	0	0
TOUCHDOWNS SCORED	60	50
FIELD GOALS-ATTEMPTS	8-11	14-15
ON-SIDE KICKS	0-2	0-2
RED-ZONE SCORES	(54-66) 82%	(38-44) 86%
RED-ZONE TOUCHDOWNS	(47-66) 71%	(27-44) 61%
PAT-ATTEMPTS	(58-59) 98%	(42-44) 95%
ATTENDANCE	140591	170945
GAMES/AVG PER GAME	6/23432	6/28491
NEUTRAL SITE GAMES		0/0

## RUSHING

	GP	ATT	GAIN	LOSS	NET	AVG	TD	LONG	AVG/G
JEFFERSON, S.	12	341	1763	60	1703	5.0	22	63	141.9
FAJARDO, CODY	11	168	1127	146	981	5.8	11	49	89.2
HALE, NICK	12	40	237	8	229	5.7	2	52	19.1
COMBS, DEVIN	4	34	198	21	177	5.2	1	17	44.2
TURNER, RICHY	12	1	27	0	27	27.0	0	27	2.2
BRADLEY, AARON	12	1	11	0	11	11.0	0	11	0.9
KNIGHT, ANTHONY	3	4	10	0	10	2.5	1	5	3.3
WIMBERLY, B.	12	2	9	0	9	4.5	0	5	0.8
BROCK, KENDALL	12	1	4	0	4	4.0	0	4	0.3
SUDFELD, ZACH	12	0	0	0	0	0.0	1	0	0.0
TEAM	8	9	0	31	-31	-3.4	0	0	-3.9
TOTAL	12	601	3386	266	3120	5.2	38	63	260.0
OPPONENTS	12	503	2780	222	2558	5.1	23	76	213.2

## PASSING

	G	EFFIC	COMP-ATT-INT	PCT	YDS	TD	LONG	AVG/G
FAJARDO, CODY	11	142.45	224-336-7	66.7	2530	17	55	230.0
COMBS, DEVIN	4	180.15	25-38-1	65.8	384	4	71	96.0
TOTAL	12	146.28	249-374-8	66.6	2914	21	71	242.8
OPPONENTS	12	131.66	212-382-4	55.5	2616	24	68	218.0

## RECEIVING

	G	NO.	YDS	AVG	TD	LONG	AVG/G
WIMBERLY, B.	12	63	788	12.5	4	44	65.7
TURNER, RICHY	12	54	656	12.1	2	71	54.7
SUDFELD, ZACH	12	43	553	12.9	6	47	46.1
BRADLEY, AARON	12	42	433	10.3	4	24	36.1
JEFFERSON, S.	12	22	170	7.7	1	55	14.2
ARENDSE, KOLBY	12	13	196	15.1	0	39	16.3
BROCK, KENDALL	12	5	69	13.8	1	20	5.8
HALE, NICK	12	3	12	4.0	1	11	1.0
HUBER, JOSEPH	3	2	31	15.5	1	29	10.3
JEFFERS, S.	11	2	6	3.0	1	5	0.5
TOTAL	12	249	2914	11.7	21	71	242.8
OPPONENTS	12	212	2616	12.3	24	68	218.0

## PUNT RETURNS

	NO.	YDS	AVG	TD	LONG
WOOTEN, KHALID	14	229	16.4	0	55
TOTAL	14	229	16.4	0	55
OPPONENTS	12	133	11.1	0	28

## FUMBLE RETURNS

	NO.	YDS	AVG	TD	LONG
ROSETTE, ALBERT	1	5	5.0	0	5
WILLIAMS, DUKE	1	51	51.0	0	51
DOBRICH, JORDAN	1	21	21.0	0	21
TOTAL	3	77	25.7	0	51
OPPONENTS	1	26	26.0	2	26

## SCORE BY QUARTERS

	1 <sup>ST</sup>	2 <sup>ND</sup>	3 <sup>RD</sup>	4 <sup>TH</sup>	OT	TOTAL
Nevada	94	120	108	108	14	444
Opponents	78	130	83	91	8	390

# 2012 FINAL STATISTICS

## INTERCEPTIONS

	NO.	YDS	AVG	TD	LONG
WOOTEN, KHALID	2	78	39.0	1	78
GARRETT, C.	1	0	0.0	0	0
BELL, DRAY	1	0	0.0	0	0
<b>TOTAL</b>	<b>4</b>	<b>78</b>	<b>19.5</b>	<b>1</b>	<b>78</b>
<b>OPPONENTS</b>	<b>8</b>	<b>142</b>	<b>17.8</b>	<b>1</b>	<b>37</b>

## KICK RETURNS

	NO.	YDS	AVG	TD	LONG
BROCK, KENDALL	29	668	23.0	0	40
HALE, NICK	4	71	17.8	0	25
WOOTEN, KHALID	3	65	21.7	0	22
JEFFERS, S.	2	21	10.5	0	13
TURNER, RICHY	1	0	0.0	0	0
COATES, REGGIE	1	10	10.0	0	10
<b>TOTAL</b>	<b>40</b>	<b>835</b>	<b>20.9</b>	<b>0</b>	<b>40</b>
<b>OPPONENTS</b>	<b>50</b>	<b>1118</b>	<b>22.4</b>	<b>0</b>	<b>57</b>

## SCORING

	TD	FGS	KICK	RUSH	RCV	PASS	DXP	SAF	POINTS
JEFFERSON, S.	23	0-0	0-0	0-0	0	0-0	0	0	138
HARDISON, ALLEN	0	7-8	50-51	0-0	0	0-0	0	0	71
FAJARDO, CODY	11	0-0	0-0	0-0	0	1-1	0	0	66
SUDFELD, ZACH	7	0-0	0-0	0-0	0	0-0	0	0	42
WIMBERLY, B.	4	0-0	0-0	0-0	1	0-0	0	0	26
BRADLEY, AARON	4	0-0	0-0	0-0	0	0-0	0	0	24
HALE, NICK	3	0-0	0-0	0-0	0	0-0	0	0	18
TURNER, RICHY	2	0-0	0-0	0-0	0	0-0	0	0	12
DITSWORTH, C.	0	1-3	8-8	0-0	0	0-0	0	0	11
BROCK, KENDALL	1	0-0	0-0	0-0	0	0-0	0	0	6
HUBER, JOSEPH	1	0-0	0-0	0-0	0	0-0	0	0	6
WOOTEN, KHALID	1	0-0	0-0	0-0	0	0-0	0	0	6
COMBS, DEVIN	1	0-0	0-0	0-0	0	0-0	0	0	6
KNIGHT, ANTHONY	1	0-0	0-0	0-0	0	0-0	0	0	6
JEFFERS, S.	1	0-0	0-0	0-0	0	0-0	0	0	6
<b>TOTAL</b>	<b>60</b>	<b>8-11</b>	<b>58-59</b>	<b>0-0</b>	<b>1</b>	<b>1-1</b>	<b>0</b>	<b>0</b>	<b>444</b>
<b>OPPONENTS</b>	<b>50</b>	<b>14-15</b>	<b>42-44</b>	<b>0-1</b>	<b>3</b>	<b>3-5</b>	<b>0</b>	<b>0</b>	<b>390</b>

## TOTAL OFFENSE

	G	PLAYS	RUSH	PASS	TOTAL	AVG/G
FAJARDO, CODY	11	504	981	2530	3511	319.2
JEFFERSON, S.	12	341	1703	0	1703	141.9
COMBS, DEVIN	4	72	177	384	561	140.2
HALE, NICK	12	40	229	0	229	19.1
TURNER, RICHY	12	1	27	0	27	2.2
BRADLEY, AARON	12	1	11	0	11	0.9
KNIGHT, ANTHONY	3	4	10	0	10	3.3
WIMBERLY, B.	12	2	9	0	9	0.8
BROCK, KENDALL	12	1	4	0	4	0.3
TEAM	8	9	-31	0	-31	-3.9
<b>TOTAL</b>	<b>12</b>	<b>975</b>	<b>3120</b>	<b>2914</b>	<b>6034</b>	<b>502.8</b>
<b>OPPONENTS</b>	<b>12</b>	<b>885</b>	<b>2558</b>	<b>2616</b>	<b>5174</b>	<b>431.2</b>

## FIELD GOALS

	FGM-FGA	PCT	01-19	20-29	30-39	40-49	50-99	LG	BLK
HARDISON, ALLEN	7-8	87.5	0-0	3-3	3-4	1-1	0-0	41	0
DITSWORTH, C.	1-3	33.3	0-0	1-2	0-1	0-0	0-0	23	0

## FG SEQUENCE

	NEVADA	OPPONENTS
CALIFORNIA	(39)	31,(40)
USF	(35)	-
NORTHWESTERN STATE	(29)	(22),(34)
HAWAII	-	(22)
TXST	(24),(41)	-
WYOMING	30	-
UNLV	-	(42)
SAN DIEGO STATE	(36)	(39),(46),(35)
AIR FORCE	(26)	(45),(20)
FRESNO STATE	38,29	(31)
NEW MEXICO	(23)	(42)
BOISE STATE	-	(20),(30)

NUMBERS IN (PARENTHESES) INDICATE FIELD GOAL WAS MADE.

## PUNTING

	NO.	YDS	AVG	LONG	TB	FC	I20	BLKD
TENPENNY, CHASE	43	1844	42.9	63	7	6	11	0
TEAM	1	-2	-2.0	0	0	0	0	0
<b>TOTAL</b>	<b>44</b>	<b>1842</b>	<b>41.9</b>	<b>63</b>	<b>7</b>	<b>6</b>	<b>11</b>	<b>0</b>
<b>OPPONENTS</b>	<b>53</b>	<b>2238</b>	<b>42.2</b>	<b>56</b>	<b>7</b>	<b>17</b>	<b>17</b>	<b>0</b>

## KICKOFFS

	NO.	YDS	AVG	TB	OB	RETN	NET	YDLN
DITSWORTH, C.	70	4100	58.6	25	0	--	--	--
HARDISON, ALLEN	6	318	53.0	0	0	--	--	--
<b>TOTAL</b>	<b>76</b>	<b>4418</b>	<b>58.1</b>	<b>25</b>	<b>0</b>	<b>1118</b>	<b>35.2</b>	<b>29</b>
<b>OPPONENTS</b>	<b>71</b>	<b>4315</b>	<b>60.8</b>	<b>27</b>	<b>2</b>	<b>835</b>	<b>39.5</b>	<b>25</b>

## ALL PURPOSE

	G	RUSH	REC	PR	KOR	IR	TOT	AVG/G
JEFFERSON, S.	12	1703	170	0	0	0	1873	156.1
FAJARDO, CODY	11	981	0	0	0	0	981	89.2
WIMBERLY, B.	12	9	788	0	0	0	797	66.4
BROCK, KENDALL	12	4	69	0	668	0	741	61.8
TURNER, RICHY	12	27	656	0	0	0	683	56.9
SUDFELD, ZACH	12	0	553	0	0	0	553	46.1
BRADLEY, AARON	12	11	433	0	0	0	444	37.0
WOOTEN, KHALID	12	0	0	229	65	78	372	31.0
HALE, NICK	12	229	12	0	71	0	312	26.0
ARENDSE, KOLBY	12	0	196	0	0	0	196	16.3
COMBS, DEVIN	4	177	0	0	0	0	177	44.2
HUBER, JOSEPH	3	0	31	0	0	0	31	10.3
JEFFERS, S.	11	0	6	0	21	0	27	2.5
COATES, REGGIE	12	0	0	0	10	0	10	0.8
KNIGHT, ANTHONY	3	10	0	0	0	0	10	3.3
<b>TEAM</b>	<b>8</b>	<b>-31</b>	<b>0</b>	<b>0</b>	<b>0</b>	<b>0</b>	<b>-31</b>	<b>-3.9</b>
<b>TOTAL</b>	<b>12</b>	<b>3120</b>	<b>2914</b>	<b>229</b>	<b>835</b>	<b>78</b>	<b>7176</b>	<b>598.0</b>
<b>OPPONENTS</b>	<b>12</b>	<b>2558</b>	<b>2616</b>	<b>133</b>	<b>1118</b>	<b>142</b>	<b>6567</b>	<b>547.2</b>

# 2011 FINAL STATISTICS

## DEFENSIVE LEADERS

	GP	-----TACKLES-----			-SACKS-		---PASS DEF---		-FUMBLES-		BLKD		
		SOLO	AST	TOTAL	TFL/YDS	NO-YARDS	INT-YDS	BRUP	QBH	RCV-YDS	FF	KICK	SAF
51 ROSETTE, ALBERT	12	64	64	128	4.0-13	1.0-7	.	2	.	1-5	2	.	.
5 WILLIAMS, DUKE	12	64	36	100	5.5-32	.	.	8	.	2-51	3	.	.
53 HEKKING, BROCK	12	37	33	70	9.5-51	8.0-46	.	2	.	.	2	.	.
42 BOUGHTON, D.	11	31	37	68	2.0-6	.	.	4	.	1-0	2	.	.
54 GREEN, JEREMIAH	12	38	23	61	5.5-13	2.0-7	.	2	.	1-0	.	.	.
26 BELL, DRAY	12	27	31	58	0.5-1	.	1-0	1	.	1-0	.	.	.
8 JOHNSON, MARLON	9	28	23	51	0.5-2	.	.	2	.	.	1	.	.
2 WOOTEN, KHALID	12	32	16	48	2.0-10	1.0-6	2-78	14	.	.	1	.	.
98 REYNOSO, JACK	10	17	21	38	2.0-2	.	.	1	.	1-0	.	.	.
94 JONES, LENNY	12	22	15	37	7.0-42	5.0-31	.	3	2	1-0	3	.	.
24 GARRETT, C.	11	27	8	35	1.0-2	.	1-0	10	.	.	.	.	.
92 HANSON, JORDAN	12	19	16	35	2.0-6	.	.	.	.	1-0	.	.	.
28 LANE JR., BRYAN	12	15	2	17	.	.	.	.	.	.	1	.	.
55 YATES, RYKEEM	11	11	5	16	2.5-15	1.0-10	.	.	.	.	.	.	.
50 MCNEAL, J.	12	13	3	16	.	.	.	.	.	.	1	.	.
9 SMITH, MARKUS	10	13	3	16	.	.	.	1	.	1-0	.	.	.
34 THOMPSON, TY	7	7	8	15	.	.	.	2	.	.	.	.	.
49 DOBRICH, JORDAN	12	4	5	9	.	.	.	.	.	1-21	.	.	.
19 FAVORS, EVAN	8	6	2	8	.	.	.	1	.	.	.	.	.
29 FORREST II, A.	11	6	1	7	.	.	.	.	.	.	.	.	.
35 DEVERS, LORENZO	12	5	1	6	.	.	.	.	.	.	.	.	.
97 AVERY, MARK	6	3	3	6	1.0-11	1.0-11	.	.	.	.	.	.	.
57 TALBOTT, CONNOR	10	2	1	3	.	.	.	.	.	.	.	.	.
36 DECARLO, DANNY	8	3	.	3	.	.	.	.	.	.	.	.	.
11 DE KONING, B.	9	2	.	2	.	.	.	.	.	.	.	.	.
17 FAJARDO, CODY	11	1	1	2	.	.	.	.	.	.	.	.	.
10 COATES, REGGIE	12	1	1	2	.	.	.	.	1	.	.	.	.
46 DITSWORTH, C.	11	2	.	2	.	.	.	.	.	.	.	.	.
99 FOSTER, SAM	4	2	.	2	1.0-5	1.0-5	.	.	.	.	.	.	.
91 PEPPARD, JAKE	2	2	.	2	.	.	.	.	.	.	.	.	.
70 BITONIO, JOEL	12	1	.	1	.	.	.	.	.	.	.	.	.
85 HORTON, RANDY	5	.	1	1	.	.	.	.	.	.	.	.	.
43 LEE, GABE	8	.	1	1	.	.	.	.	.	.	.	.	.
45 WOODS, CORTEZ	5	1	.	1	1.0-1	1.0-1	.	.	1	.	.	.	.
39 MCLAURIN, NATE	1	1	.	1	.	.	.	.	.	.	.	.	.
90 HOUK, TYLER	5	1	.	1	.	.	.	.	.	.	.	.	.
37 TENPENNY, CHASE	12	1	.	1	.	.	.	.	.	.	.	.	.
32 HALE, NICK	12	1	.	1	.	.	.	.	.	.	.	.	.
44 SUDFELD, ZACH	12	.	1	1	.	.	.	.	.	.	.	.	.
4 WIMBERLY, B.	12	1	.	1	.	.	.	.	.	.	.	.	.
25 JEFFERSON, S.	12	1	.	1	.	.	.	.	.	.	.	.	.
<b>TOTAL</b>	<b>12</b>	<b>512</b>	<b>362</b>	<b>874</b>	<b>47-212</b>	<b>20-118</b>	<b>4-78</b>	<b>53</b>	<b>4</b>	<b>11-77</b>	<b>16</b>	.	.
<b>OPPONENTS</b>	<b>12</b>	<b>603</b>	<b>396</b>	<b>999</b>	<b>72.0-256</b>	<b>18-121</b>	<b>8-142</b>	<b>34</b>	<b>2</b>	<b>10-26</b>	<b>17</b>	<b>1</b>	.

# 2012 FINAL STATISTICS

## NEVADA TEAM GAME-BY-GAME

DATE	OPPONENT	---RUSHING---				--RECEIVING--				-----PASSING-----				--KICK RET--				--PUNT RET--				OFF		
		NO.	YDS	TD	LG	NO.	YDS	TD	LG	CMP	ATT	INT	YDS	TD	LG	NO	YDS	TD	LG	NO	YDS		TD	LG
9/01/12	AT CALIFORNIA	57	220	4	49	25	230	0	23	25	32	0	230	0	23	4	88	0	23	1	22	0	22	450
9/08/12	USF	53	278	3	42	27	271	1	29	27	38	0	271	1	29	0	0	0	1	3	0	3	549	
9/15/12	NORTHWESTERN STATE	50	418	5	52	21	237	1	25	21	33	1	237	1	25	4	72	0	23	1	32	0	32	655
9/22/12	AT HAWAII	56	355	7	52	14	220	2	55	14	20	0	220	2	55	4	71	0	24	3	57	0	32	575
9/29/12	AT TXST	50	273	1	31	21	286	3	44	21	34	1	286	3	44	2	36	0	18	0	0	0	0	559
10/06/12	WYOMING	37	127	1	21	30	438	4	71	30	45	1	438	4	71	2	34	0	21	2	23	0	15	565
10/13/12	AT UNLV	64	329	4	17	14	167	2	47	14	19	1	167	2	47	5	111	0	40	1	11	0	11	496
10/20/12	SAN DIEGO STATE	48	176	2	22	29	304	3	30	29	40	0	304	3	30	1	30	0	30	2	24	0	23	480
10/26/12	AT AIR FORCE	40	169	3	35	15	211	1	25	15	27	1	211	1	25	6	122	0	29	0	0	0	0	380
11/10/12	FRESNO STATE	50	190	4	42	21	214	1	38	21	39	2	214	1	38	7	149	0	39	1	55	0	55	404
11/17/12	AT NEW MEXICO	50	358	1	63	18	133	3	20	18	27	1	133	3	20	1	32	0	32	2	2	0	3	491
12/01/12	BOISE STATE	46	227	3	28	14	203	0	47	14	20	0	203	0	47	4	90	0	26	0	0	0	0	430
<b>TOTALS</b>		<b>601</b>	<b>3120</b>	<b>38</b>	<b>63</b>	<b>249</b>	<b>2914</b>	<b>21</b>	<b>71</b>	<b>249</b>	<b>374-8</b>		<b>2914</b>	<b>21</b>	<b>71</b>	<b>40</b>	<b>835</b>	<b>0</b>	<b>40</b>	<b>14</b>	<b>229</b>	<b>0</b>	<b>55</b>	<b>6034</b>
<b>OPPONENT</b>		<b>503</b>	<b>2558</b>	<b>23</b>	<b>76</b>	<b>212</b>	<b>2616</b>	<b>24</b>	<b>68</b>	<b>212</b>	<b>382-4</b>		<b>2616</b>	<b>24</b>	<b>68</b>	<b>50</b>	<b>1118</b>	<b>0</b>	<b>57</b>	<b>12</b>	<b>133</b>	<b>0</b>	<b>28</b>	<b>5174</b>

DATE	OPPONENT	-----TACKLES-----				-SACKS-		-FUMBLE-		PASS BLKD			-KICKS--XPTS-			PTS	
		SOLO	AST	TOTAL	TFL-YDS	NO-YDS	FF	FR-YDS	INT-YDS	QBH	BRK	KICK	ATT-MAD	RUN	RCV		SAF
9/01/12	AT CALIFORNIA	36	22	58	6.0-29	2.0-13	2	2-5	0-0	1	8	0	4-4	0	0	0	31
9/08/12	USF	28	42	70	1.0-7	1.0-7	0	1-0	0-0	0	5	0	4-4	0	0	0	31
9/15/12	NORTHWESTERN STATE	42	38	80	5.0-9	2.0-5	3	2-51	0-0	0	6	0	6-6	0	0	0	45
9/22/12	AT HAWAII	58	6	64	5.0-32	4.0-29	1	0-0	2-78	0	5	0	10-9	0	0	0	69
9/29/12	AT TXST	41	14	55	5.0-37	3.0-25	1	1-0	0-0	3	4	0	4-4	0	0	0	34
10/06/12	WYOMING	52	28	80	7.0-24	2.0-10	2	1-0	1-0	0	7	0	5-5	0	0	0	35
10/13/12	AT UNLV	41	20	61	2.0-7	1.0-6	1	0-0	1-0	0	5	0	6-6	0	0	0	42
10/20/12	SAN DIEGO STATE	37	42	79	5.0-21	4.0-19	1	0-0	0-0	0	5	0	5-5	0	0	0	38
10/26/12	AT AIR FORCE	45	74	119	2.0-20	0.0-0	2	2-0	0-0	0	0	0	4-4	0	0	0	31
11/10/12	FRESNO STATE	50	20	70	2.0-10	1.0-7	2	1-21	0-0	0	3	0	4-4	0	1	0	36
11/17/12	AT NEW MEXICO	34	30	64	2.0-5	0.0-0	1	1-0	0-0	0	1	0	4-4	0	0	0	31
12/01/12	BOISE STATE	48	26	74	5.0-11	1.0-3	0	0-0	0-0	0	4	0	3-3	0	0	0	21
<b>TOTALS</b>		<b>512</b>	<b>362</b>	<b>874</b>	<b>47.0-212</b>	<b>21.0-124</b>	<b>16</b>	<b>11-77</b>	<b>4-78</b>	<b>4</b>	<b>53</b>	<b>0</b>	<b>59-58</b>	<b>0</b>	<b>1</b>	<b>0</b>	<b>444</b>
<b>OPPONENT</b>		<b>603</b>	<b>396</b>	<b>999</b>	<b>72.0-256</b>	<b>18.0-121</b>	<b>17</b>	<b>10-26</b>	<b>8-142</b>	<b>2</b>	<b>34</b>	<b>1</b>	<b>44-42</b>	<b>0</b>	<b>3</b>	<b>0</b>	<b>390</b>

### INDIVIDUAL GAME HIGHS

Rushes	40	JEFFERSON, S. at TXST (Sep 29, 2012)
Yards Rushing	247	JEFFERSON, S. vs Northwestern State (Sep 15, 2012)
TD Rushes	6	JEFFERSON, S. at Hawaii'i (Sep 22, 2012)
Long Rush	63	JEFFERSON, S. at New Mexico (Nov 17, 2012)
Pass attempts	40	FAJARDO, Cody vs San Diego State (Oct 20, 2012)
Pass completions	29	FAJARDO, Cody vs San Diego State (Oct 20, 2012)
Yards Passing	304	FAJARDO, Cody vs San Diego State (Oct 20, 2012)
TD Passes	3	FAJARDO, Cody at TXST (Sep 29, 2012) FAJARDO, Cody vs San Diego State (Oct 20, 2012) FAJARDO, Cody at New Mexico (Nov 17, 2012)
Long Pass	71	COMBS, Devin vs Wyoming (Oct 06, 2012)
Receptions	10	WIMBERLY, B. vs San Diego State (Oct 20, 2012)
Yards Receiving	150	TURNER, Richy vs Wyoming (Oct 06, 2012)
TD Receptions	2	SUDFELD, Zach at TXST (Sep 29, 2012) WIMBERLY, B. vs San Diego State (Oct 20, 2012) WIMBERLY, B. at New Mexico (Nov 17, 2012)
Long Reception	71	TURNER, Richy vs Wyoming (Oct 06, 2012)
Field Goals	2	HARDISON, Allen at TXST (Sep 29, 2012)
Long Field Goal	41	HARDISON, Allen at TXST (Sep 29, 2012)
Punts	7	TENPENNY, Chase at California (Sept 1, 2012) TENPENNY, Chase vs USF (Sep 08, 2012)
Punting Avg	50.0	TENPENNY, Chase vs Boise State (Dec 01, 2012)
Long Punt	63	TENPENNY, Chase vs Boise State (Dec 01, 2012)
Punts inside 20	3	TENPENNY, Chase vs Northwestern State (Sep 15, 2012)
Long Punt Return	55	WOOTEN, Khalid vs Fresno State (Nov 10, 2012)
Long Kickoff Return	40	BROCK, Kendall at UNLV (Oct 13, 2012)
Tackles	25	ROSETTE, Albert at Air Force (Oct 26, 2012)
Sacks	2.0	HEKKING, Brock at Hawaii'i (Sep 22, 2012) HEKKING, Brock at TXST (Sep 29, 2012) JONES, Lenny vs Wyoming (Oct 06, 2012)
Tackles For Loss	2.5	WILLIAMS, Duke vs Wyoming (Oct 06, 2012)
Interceptions	1	WOOTEN, Khalid at Hawaii'i (Sep 22, 2012) GARRETT, C. at Hawaii'i (Sep 22, 2012) WOOTEN, Khalid vs Wyoming (Oct 06, 2012) BELL, Dray at UNLV (Oct 13, 2012)

### TEAM GAME HIGHS

Rushes	64	at UNLV (Oct 13, 2012)
Yards Rushing	418	vs Northwestern State (Sep 15, 2012)
Yards Per Rush	8.4	vs Northwestern State (Sep 15, 2012)
TD Rushes	7	at Hawaii'i (Sep 22, 2012)
Pass attempts	45	vs Wyoming (Oct 06, 2012)
Pass completions	30	vs Wyoming (Oct 06, 2012)
Yards Passing	438	vs Wyoming (Oct 06, 2012)
Yards Per Pass	11.0	at Hawaii'i (Sep 22, 2012)
TD Passes	4	vs Wyoming (Oct 06, 2012)
Total Plays	91	vs USF (Sep 08, 2012)
Total Offense	655	vs Northwestern State (Sep 15, 2012)
Yards Per Play	7.9	vs Northwestern State (Sep 15, 2012)
Points	69	at Hawaii'i (Sep 22, 2012)
Sacks By	4	at Hawaii'i (Sep 22, 2012) vs San Diego State (Oct 20, 2012)
First Downs	37	vs Northwestern State (Sep 15, 2012)
Penalties	12	vs Northwestern State (Sep 15, 2012)
Penalty Yards	118	vs Northwestern State (Sep 15, 2012)
Turnovers	4	vs Fresno State (Nov 10, 2012)
Interceptions By	2	at Hawaii'i (Sep 22, 2012)
Punts	7	at California (Sept 1, 2012) vs USF (Sep 08, 2012)
Punting Avg	50.0	vs Boise State (Dec 01, 2012)
Long Punt	63	vs Boise State (Dec 01, 2012)
Punts inside 20	3	vs Northwestern State (Sep 15, 2012)
Long Punt Return	55	vs Fresno State (Nov 10, 2012)



**NEVADA**



**2012 GAME  
RECAPS**

RECAPS  
2012

**2012**

# 2012 GAME RECAPS

## GAME I

**NEVADA 31, CAL 24**

Sept. 1, 2012; at Memorial Stadium (Berkeley, Calif.)

	1 <sup>ST</sup>	2 <sup>ND</sup>	3 <sup>RD</sup>	4 <sup>TH</sup>	SCORE	
Nevada	14	0	7	10	31	Record: (1-0)
California	0	7	10	7	24	Record: (0-1)

### SCORING SUMMARY

QTR	TIME	TEAM	SCORING PLAY	CONVERSION	PLAYS-YARDS	TOP	SCORE
1 <sup>ST</sup>	04:34	NEV	JEFFERSON, S. 2 YD RUN	HARDISON, ALLEN KICK	16-80	6:13	NEV 7-CAL 0
	00:00	NEV	FAJARDO, CODY 49 YD RUN	HARDISON, ALLEN KICK	2-60	:26	NEV 14-CAL 0
2 <sup>ND</sup>	04:38	CAL	TREGGS, BRYCE 37 YD PASS FROM MAYNARD, ZACH	D'AMATO, VINCEN KICK	6-77	2:39	NEV 14-CAL 7
3 <sup>RD</sup>	06:20	NEV	JEFFERSON, S. 2 YD RUN	HARDISON, ALLEN KICK	12-79	4:41	NEV 21-CAL 7
	05:39	CAL	ALLEN, KEENAN 39 YD RUN	D'AMATO, VINCEN KICK	2-51	:44	NEV 21-CAL 14
	04:38	CAL	D'AMATO, VINCEN 40 YD FIELD GOAL		4-4	:53	NEV 21-CAL 17
4 <sup>TH</sup>	08:46	NEV	HARDISON, ALLEN 39 YD FIELD GOAL		14-57	4:55	NEV 24-CAL 17
	07:24	CAL	HARPER, CHRIS 13 YD PASS FROM MAYNARD, ZACH	D'AMATO, VINCEN KICK	5-61	1:16	NEV 24-CAL 24
	00:36	NEV	JEFFERSON, S. 2 YD RUN	HARDISON, ALLEN KICK	9-61	2:48	NEV 31-CAL 24

**RUSHING:** Nevada-JEFFERSON, S. 34-147; FAJARDO, Cody 20-97; TEAM 2-minus 23. California-Anderson, C.J. 14-66; Allen, Keenan 2-35; Sofe, Isi 5-22; Bigelow, Brenda 1-3; Team 1-minus 4; Maynard, Zach 5-minus 9.

**PASSING:** Nevada-FAJARDO, Cody 25-32-0-230. California-Maynard, Zach 16-29-0-231; Bridgford, Alla 2-9-0-6.

**RECEIVING:** Nevada-WIMBERLY, B. 7-83; SUDFELD, Zach 4-41; BRADLEY, Aaron 4-40; TURNER, Richy 4-20; ARENDE, Kolby 3-44; JEFFERSON, S. 3-2. California-Allen, Keenan 6-67; Harper, Chris 4-43; Treggs, Bryce 3-62; Sofe, Isi 3-33; Wark, Jacob 1-20; Anderson, C.J. 1-12.

**INTERCEPTIONS:** Nevada-None. California-None.

**FUMBLES:** Nevada-TEAM 2-0; JEFFERSON, S. 2-0; WOOTEN, Khalid 1-1; FAJARDO, Cody 1-0. California-Anderson, C.J. 1-0; Maynard, Zach 1-1.

	NEV	CAL
FIRST DOWNS	27	21
RUSHES-YARDS (NET)	56-221	28-113
PASSING YDS (NET)	230	237
PASSES ATT-COMP-INT	32-25-0	38-18-0
TOTAL OFFENSE PLAYS-YARDS	88-451	66-350
FUMBLE RETURNS-YARDS	0-0	0-0
PUNT RETURNS-YARDS	1-22	3-39
KICKOFF RETURNS-YARDS	4-88	6-123
INTERCEPTION RETURNS-YARDS	0-0	0-0
PUNTS (NUMBER-AVG)	7-43.0	7-38.6
FUMBLES-LOST	6-1	2-1
PENALTIES-YARDS	11-110	7-55
POSSESSION TIME	35:03	24:21
THIRD-DOWN CONVERSIONS	11 OF 20	3 OF 14
FOURTH-DOWN CONVERSIONS	1 OF 1	1 OF 1
RED-ZONE SCORES-CHANCES	0-0	0-0
SACKS BY: NUMBER-YARDS	2-13	1-1

**BERKELEY, Calif. (AP)** - Stephon Jefferson ran for 141 yards and scored his third touchdown with 36 seconds remaining as Nevada spoiled the reopening of Memorial Stadium by beating California 31-24 on Saturday.

Cody Fajardo completed 25 of 32 passes for 230 yards and added 101 yards rushing and a touchdown for the Wolf Pack (1-0), who put a damper on what was supposed to be a celebratory day for the Golden Bears in their first on-campus game in 21 months.

Fajardo engineered the winning drive by throwing a 14-yard pass to Zach Sudfeld on third-and-4 from the Cal 38 and a 19-yarder to Brandon Wimberly that set up Jefferson's winning score.

Quarterback Zach Maynard returned after being benched for the first three series as punishment for missing a tutoring session earlier this summer to throw two touchdown passes for Cal (0-1). But he also lost a fumble deep in Nevada territory in the fourth quarter as the Bears lost at home to Nevada for the second time in 25 tries and first since 1903.

The Wolf Pack had beaten Cal just once before winning 52-31 two years ago at home behind star quarterback Colin Kaepernick. Fajardo was nearly as effective this game. Fajardo helped Nevada break out to a 14-0 lead after the first quarter and then led three second-half scoring drives to give the Wolf Pack the win.

Cal appeared to seize the momentum in the third quarter when Keenan Allen answered Jefferson's second touchdown run with an elusive 39-yard score on a reverse. Khalid Wooten fumbled the ensuing kickoff, but Cal had to settle for a field goal by Vincenzo D'Amato that cut the lead to 21-17. Maynard then fumbled at the Nevada 21 at the end of a scramble early in the fourth quarter.

The Bears did tie the game later in the fourth on a 13-yard TD pass to Chris Harper but could never take the lead.

The day got off to a festive start as Cal held a ribbon-cutting ceremony to reopen Memorial Stadium, which underwent a \$321 million seismic retrofit and renovation. The Bears returned home after playing last season's games across the bay at the San Francisco Giants home of AT&T Park.

# 2012 GAME RECAPS

## GAME 2

### USF 32, NEVADA 31

Sept. 8, 2012; at Mackay Stadium (Reno, Nev.)

	1 <sup>ST</sup>	2 <sup>ND</sup>	3 <sup>RD</sup>	4 <sup>TH</sup>	SCORE	
Nevada	21	0	7	3	31	Record: (1-1)
USF	6	7	7	12	32	Record: (2-0)

### SCORING SUMMARY

QTR	TIME	TEAM	SCORING PLAY	CONVERSION	PLAYS-YARDS	TOP	SCORE
1 <sup>ST</sup>	10:40	NEV	SUDFELD, ZACH 0 YD FUMBLE RECOVERY	HARDISON, ALLEN KICK	11-75	4:20	NEV 7 - USF 0
	06:29	NEV	FAJARDO, CODY 1 YD RUN	HARDISON, ALLEN KICK	7-58	2:44	NEV 14 - USF 0
	05:19	USF	DAVIS, ANDRE 51 YD PASS FROM DANIELS, B.J.	BONANI, MAIKON KICK FAILED	4-81	1:05	NEV 14 - USF 6
	02:58	NEV	HUBER, JOSEPH 29 YD PASS FROM FAJARDO, CODY	HARDISON, ALLEN KICK	5-75	2:21	NEV 21 - USF 6
2 <sup>ND</sup>	09:12	USF	MURRAY, DEMETRI 1 YD RUN	BONANI, MAIKON KICK	8-73	3:27	NEV 21 - USF 13
3 <sup>RD</sup>	12:56	USF	LAMAR, LINDSEY 35 YD RUN	BONANI, MAIKON KICK	7-75	2:04	NEV 21 - USF 20
	00:00	NEV	FAJARDO, CODY 14 YD RUN	HARDISON, ALLEN KICK	9-82	2:41	NEV 28 - USF 20
4 <sup>TH</sup>	08:16	NEV	HARDISON, ALLEN FIELD GOAL		14-62	5:17	NEV 31 - USF 20
	02:37	USF	DUNKLEY, CHRIS 52 YD PASS FROM DANIELS, B.J.	DANIELS, B.J. PASS FAILED	7-80	1:54	NEV 31 - USF 26
	00:38	USF	DAVIS, ANDRE 56 YD PASS FROM DANIELS, B.J.	DANIELS, B.J. PASS FAILED	6-92	1:00	NEV 31 - USF 32

**RUSHING:** USF-LAMAR, Lindsey 8-85; MURRAY, Demetri 13-60; DANIELS, B.J. 11-53; HOPKINS, Derric 2-12; TEAM 1-minus 1. Nevada-JEFFERSON, S. 30-135; FAJARDO, Cody 18-134; HALE, Nick 5-9; SUDFELD, Zach 0-0.

**PASSING:** USF-DANIELS, B.J. 22-40-0-363. Nevada-FAJARDO, Cody 27-38-0-271.

**RECEIVING:** NUSF-DAVIS, Andre 12-191; DUNKLEY, Chris 2-67; MITCHELL, Terre 2-29; MURRAY, Demetri 2-16; LANDI, Evan 1-28; WELCH, Deonte 1-23; HOPKINS, Derric 1-5; MARC, Victor 1-4. Nevada-SUDFELD, Zach 5-67; WIMBERLY, B. 5-55; AR-ENDSE, Kolby 5-39; TURNER, Richy 4-37; HUBER, Joseph 2-31; BRADLEY, Aaron 2-10; JEFFERSON, S. 2-8; BROCK, Kendall 1-19; JEFFERS, S. 1-5.

**INTERCEPTIONS:** NUSF-None. Nevada-None.

**FUMBLES:** USF-MITCHELL, Terre 1-1. Nevada-FAJARDO, Cody 2-1; HALE, Nick 1-1; JEFFERSON, S. 1-1.

	USF	NEV
FIRST DOWNS	26	30
RUSHES-YARDS (NET)	35-209	53-278
PASSING YDS (NET)	363	271
PASSES ATT-COMP-INT	40-22-0	38-27-0
TOTAL OFFENSE PLAYS-YARDS	75-572	91-549
FUMBLE RETURNS-YARDS	0-0	0-0
PUNT RETURNS-YARDS	1-1	1-3
KICKOFF RETURNS-YARDS	2-25	0-0
INTERCEPTION RETURNS-YARDS	0-0	0-0
PUNTS (NUMBER-AVG)	8-41.6	7-41.9
FUMBLES-LOST	1-1	4-3
PENALTIES-YARDS	13-107	9-84
POSSESSION TIME	26:20	33:40
THIRD-DOWN CONVERSIONS	5 OF 13	5 OF 15
FOURTH-DOWN CONVERSIONS	0 OF 0	2 OF 2
RED-ZONE SCORES-CHANCES	1-1	3-4
SACKS BY: NUMBER-YARDS	2-18	1-7

**RENO, Nev. (AP)** - B.J. Daniels passed for 363 yards and three touchdowns, including a 56-yard scoring toss to Andre Davis with 38 seconds left in the game Saturday, to help South Florida come from behind to beat Nevada 32-31.

Daniels also threw a 51-yard TD to Davis, who finished with 12 catches for 191 yards, and a 52-yard score to Chris Dunkley with 2:37 remaining. Lindsey Lamar added 85 yards rushing on just 8 carries for the Bulls (2-0), who trailed 21-6 in the opening quarter.

Cody Fajardo passed for 271 yards and a touchdown and ran for 134 yards and two more scores, and Stephon Jefferson ran for 135 yards for the Wolf Pack (1-1), who won their opener last week at Cal and had lost only once in their last 18 home games.

Nevada, which moved this season from the Western Athletic Conference to the Mountain West, dominated early and led 21-13 at the half but Lamar ran 35 yards for a touchdown on South Florida's opening drive of the second half to cut the lead to 21-20.

Fajardo answered with passes of 23 yards to Brandon Wimberly and 19 yards to Kendall Brock before faking a hand off and rolling around the right side 14 yards for a touchdown on the final play of the third quarter to make it 28-20.

Allen Hardison's 35-yard field goal put Nevada ahead 31-20 with 8:16 left in the game before the Bulls of the Big East Conference mounted their comeback. Daniels, who also ran for 53 yards on 11 carries, completed 22 of 40 passes on the game but was 10 of 17 for 227 yards in the fourth quarter alone.

Fajardo, a sophomore, completed 27 of 38 passes on the game. He was practically flawless early, leading Nevada to touchdowns on its first three possessions, rushing for 88 yards in the first quarter and completing 9 of his first 10 pass attempts, including a 29-yard scoring toss to Joe Huber that put the Wolf Pack on top 21-6.

After a roughing the quarterback penalty against defensive end Brock Hekking, Demetri Murray got loose for an 18-yard run to set up his own 1-yard touchdown dive and Maikon Bonani converted the extra point this time to cut it to 21-13 9:20 before the half.

Nevada was driving again before Sam Barrington forced Jefferson to fumble and Jaquez Jenkins recovered on the USF 14. After Markus Smith was called for interfering with Sterling Griffin near midfield, Daniels completed a 57-yard pass to Terrence Mitchell at Nevada's 13, but the officials ruled Mitchell had stepped out of bounds before that and the Bulls had to punt again.

Griffin, who was USF's leading returning receiver from a year ago, later apparently injured his right knee and left the game at the half without a reception.

The Bulls also lost defensive lineman Elkino Watson late in the second quarter and defensive back Kayvon Webster in the third quarter to apparent knee injuries. Fajardo would have had three rushing touchdowns but fumbled in the end zone at the end of a 26-yard run on Nevada's opening drive and tight end Zach Sudfeld recovered for his first career TD and a 7-0 lead less than 5 minutes into the game.



# 2012 GAME RECAPS

## GAME 3

**NEVADA 45, NORTHWESTERN ST. 34**  
**Sept. 15, 2012; at Mackay Stadium (Reno, Nev.)**

	1 <sup>ST</sup>	2 <sup>ND</sup>	3 <sup>RD</sup>	4 <sup>TH</sup>	SCORE	
Nevada	7	10	14	14	45	Record: (2-1)
Northwestern State	3	10	7	14	34	Record: (1-2)

### SCORING SUMMARY

QTR	TIME	TEAM	SCORING PLAY	CONVERSION	PLAYS-YARDS	TOP	SCORE
1 <sup>ST</sup>	10:27	NWLA	SHAUGHNESSY, JO 22 YD FIELD GOAL		10-25	3:10	NEV 0 - NSU 3
	04:44	NEV	FAJARDO, CODY 2 YD RUN	HARDISON, ALLEN KICK	6-46	1:51	NEV 7 - NSU 3
2 <sup>ND</sup>	11:39	NEV	HARDISON, ALLEN 29 YD FIELD GOAL		4-8	1:27	NEV 10 - NSU 3
	05:20	NWLA	SIMMONS, COREY 2 YD PASS FROM HENDERSON, BRAD	SHAUGHNESSY, JO KICK	7-71	2:32	NEV 10 - NSU 10
	00:49	NWLA	SHAUGHNESSY, JO 34 YD FIELD GOAL		11-80	2:51	NEV 10 - NSU 13
	00:04	NEV	SUDFELD, ZACH 25 YD PASS FROM FAJARDO, CODY	HARDISON, ALLEN KICK	5-75	0:45	NEV 17 - NSU 13
3 <sup>RD</sup>	10:42	NEV	JEFFERSON, S. 48 YD RUN	HARDISON, ALLEN KICK	1-48	0:09	NEV 24 - NSU 13
	06:30	NWLA	RILEY, SIDNEY 4 YD RUN	SHAUGHNESSY, JO KICK	11-75	4:12	NEV 24 - NSU 20
	02:18	NEV	FAJARDO, CODY 10 YD RUN	HARDISON, ALLEN KICK	12-82	4:07	NEV 31 - NSU 20
4 <sup>TH</sup>	12:07	NEV	JEFFERSON, S. 52 YD RUN	HARDISON, ALLEN KICK	6-76	2:09	NEV 38 - NSU 20
	09:18	NWLA	TAYLOR, DANIEL 40 YD RUN	SHAUGHNESSY, JO KICK	7-78	2:43	NEV 38 - NSU 27
	06:13	NEV	FAJARDO, CODY 22 YD RUN	HARDISON, ALLEN KICK	9-80	2:59	NEV 45 - NSU 27
	05:35	NWLA	PHILLIP, HARVEY 68 YD PASS FROM HENDERSON, BRAD	SHAUGHNESSY, JO KICK	3-78	0:33	NEV 45 - NSU 34

**RUSHING:** Northwestern State-Henderson,Brad 11-102; Taylor,Daniel 8-72; Riley,Sidney 6-16; Phillip,Harvey 1-11; Walker,Robert 4-9; Jones,Cody 2-9; Morris,Rumeall 3-6; Chiasson,Grant 1-3. Nevada-JEFFERSON, S. 27-247; FAJARDO, Cody 16-118; TURNER, Richy 1-27; HALE, Nick 4-23; COMBS, Devin 1-4; TEAM, 1-minus 1.

**PASSING:** Northwestern State-Henderson,Brad 28-53-0-357. Nevada-FAJARDO, Cody 21-33-1-237.

**RECEIVING:** Northwestern State-Hollier,Louis 8-107; Simmons,Corey 5-32; Davis,Rod 4-41; Phillip,Harvey 2-84; Riley,Sidney 2-45; Taylor,Daniel 2-18; Toussant,Casey 1-13; Jilbert,Jovhan 1-7; Brown,Clifton 1-6; Walker,Robert 1-2; Dever Jr, Chris 1-2. Nevada-WIMBERLY, B. 8-82; TURNER, Richy 7-74; SUDFELD, Zach 2-43; BRADLEY, Aaron 2-25; ARENDSE, Kolby 1-10; JEFFERSON, S. 1-3.

**INTERCEPTIONS:** Northwestern State-Paige,Cortez 1-11. Nevada-None.

**FUMBLES:** NNorthwestern State-Henderson,Brad 2-1; alker,Robert 1-1. Nevada-TURNER, Richy 1-0.

FIRST DOWNS  
RUSHES-YARDS (NET)  
PASSING YDS (NET)  
PASSES ATT-COMP-INT  
TOTAL OFFENSE PLAYS-YARDS  
FUMBLE RETURNS-YARDS  
PUNT RETURNS-YARDS  
KICKOFF RETURNS-YARDS  
INTERCEPTION RETURNS-YARDS  
PUNTS (NUMBER-AVG)  
FUMBLES-LOST  
PENALTIES-YARDS  
POSSESSION TIME  
THIRD-DOWN CONVERSIONS  
FOURTH-DOWN CONVERSIONS  
RED-ZONE SCORES-CHANCES  
SACKS BY: NUMBER-YARDS

NWLA	NEV
31	37
36-228	50-418
357	237
53-28-0	33-21-1
89-585	83-655
0-0	1-51
0-0	1-32
5-94	4-72
1-11	0-0
4-39.5	3-36.0
3-2	1-0
14-98	12-118
31:52	28:08
12 OF 19	4 OF 10
0 OF 1	0 OF 2
4-5	3-4
0-0	2-5

**RENO, Nev. (AP)** - Stephon Jefferson rushed for 247 yards and two touchdowns to lead Nevada to a 45-34 victory against Northwestern State on Saturday night.

The contest featured 1,240 yards of offense, 655 by Nevada (2-1).

Jefferson, who had 27 attempts, shattered his previous career high of 147 rushing yards and had the Wolf Pack's best ground production since Colin Kaepernick ran for 240 yards against UNLV in 2008. Quarterback Cody Fajardo added 118 yards and three touchdowns on 16 carries.

Brad Henderson passed for 357 yards and two touchdowns and rushed for 102 yards for the Demons (1-2).

In the second half, Jefferson had scoring runs of 48 and 52 yards, and Fajardo rushed for TDs from 10 and 22 yards, giving Nevada breathing room after it led 17-13 at halftime. Jefferson and Fajardo both eclipsed 100 yards rushing for the second straight game.

Fajardo was 21 of 33 passing for 237 yards with a touchdown and interception.

# 2012 GAME RECAPS

## GAME 4

**NEVADA 69, HAWAI'I 24**

Sept. 22, 2012; at Aloha Stadium (Honolulu)

	1 <sup>ST</sup>	2 <sup>ND</sup>	3 <sup>RD</sup>	4 <sup>TH</sup>	SCORE	
Nevada	14	20	21	14	69	Record: (3-1)
Hawai'i	3	14	0	7	24	Record: (1-2)

### SCORING SUMMARY

QTR	TIME	TEAM	SCORING PLAY	CONVERSION	PLAYS-YARDS	TOP	SCORE
1 <sup>ST</sup>	06:41	NEV	JEFFERSON, S. 55 YD PASS FROM FAJARDO, CODY	HARDISON, ALLEN KICK	4-72	1:02	NEV 7 - UH 0
	03:36	UH	HADDEN, TYLER 22 YD FIELD GOAL		8-56	2:57	NEV 7 - UH 3
	01:17	NEV	JEFFERSON, S. 3 YD RUN	HARDISON, ALLEN KICK	8-62	2:15	NEV 14 - UH 3
2 <sup>ND</sup>	13:46	UH	HALL, RYAN 19 YD PASS FROM SCHROEDER, SEAN	HADDEN, TYLER KICK	7-67	2:24	NEV 14 - UH 10
	11:08	NEV	JEFFERSON, S. 2 YD RUN	HARDISON, ALLEN KICK BLKD	9-65	2:38	NEV 20 - UH 10
	08:37	UH	OSTROWSKI, J. 36 YD PASS FROM SCHROEDER, SEAN	HADDEN, TYLER KICK	7-80	2:26	NEV 20 - UH 17
	5:35	NEV	JEFFERSON, S. 1 YD RUN	HARDISON, ALLEN KICK	8-90	2:58	NEV 27 - UH 17
	02:00	NEV	JEFFERSON, S. 5 YD RUN	HARDISON, ALLEN KICK	8-58	2:42	NEV 34 - UH 17
3 <sup>RD</sup>	10:34	NEV	JEFFERSON, S. 3 YD RUN	HARDISON, ALLEN KICK	1-3	0:04	NEV 41 - UH 17
	04:54	NEV	SUDFELD, ZACH 8 YD PASS FROM FAJARDO, CODY	HARDISON, ALLEN KICK	11-63	4:11	NEV 48 - UH 17
	00:14	NEV	JEFFERSON, S. 1 YD RUN	HARDISON, ALLEN KICK	8-54	3:37	NEV 55 - UH 17
4 <sup>TH</sup>	12:47	NEV	WOOTEN, KHALID 78 YD INTERCEPTION RETURN	HARDISON, ALLEN KICK			NEV 62 - UH 17
	06:22	UH	GREGORY, WILL 4 YD RUN	HADDEN, TYLER KICK	13-70	6:20	NEV 62 - UH 24
	04:24	NEV	HALE, NICK 52 YD RUN	HARDISON, ALLEN KICK	4-71	1:52	NEV 69 - UH 24

**RUSHING:** Nevada-JEFFERSON, S. 31-170; HALE, Nick 5-84; FAJARDO, Cody 13-69; COMBS, Devin 3-24; KNIGHT, ANTHONY 3-9; TEAM 1-minus 1. Hawai'i-GREGORY, Will 16-92; POUERU-LUNA, B. 1-36; LISTER, John 7-21; JACKSON, S. 4-18; OSTROWSKI, J. 1-4; SCHROEDER, Sean 5-minus 27.

**PASSING:** Nevada-FAJARDO, Cody 14-20-0-220. Hawai'i-SCHROEDER, Sean 22-40-2-234.

**RECEIVING:** Nevada-WIMBERLY, B. 4-35; JEFFERSON, S. 3-76; SUDFELD, Zach 3-41; TURNER, Richy 2-21; ARENDSE, Kolby 1-39; BRADLEY, Aaron 1-8. Hawai'i-OSTROWSKI, J. 7-99; DAVIS, Trevor 5-69; GANT, Chris 3-22; HARDING, Scott 3-11; HALL, Ryan 2-24; LISTER, John 1-6; COFER, Craig 1-3.

**INTERCEPTIONS:** Nevada-WOOTEN, Khalid 1-78; GARRETT, C. 1-0. Hawai'i-None.

**FUMBLES:** Nevada-None. Hawai'i-MATAGIESE, S. 1-0; SCHROEDER, Sean 1-0.

	NEV	BSU
FIRST DOWNS	30	20
RUSHES-YARDS (NET)	56-355	34-144
PASSING YDS (NET)	220	234
PASSES ATT-COMP-INT	20-14-0	40-22-2
TOTAL OFFENSE PLAYS-YARDS	76-575	74-378
FUMBLE RETURNS-YARDS	0-0	0-0
PUNT RETURNS-YARDS	3-57	0-0
KICKOFF RETURNS-YARDS	4-71	10-245
INTERCEPTION RETURNS-YARDS	2-78	0-0
PUNTS (NUMBER-AVG)	2-46.5	5-36.4
FUMBLES-LOST	0-0	2-0
PENALTIES-YARDS	2-24	6-45
POSSESSION TIME	28:03	31:57
THIRD-DOWN CONVERSIONS	8 OF 12	6 OF 17
FOURTH-DOWN CONVERSIONS	2 OF 2	2 OF 4
RED-ZONE SCORES-CHANCES	7-7	3-3
SACKS BY: NUMBER-YARDS	4-29	0-0

**HONOLULU (AP)** -- For the first time in more than 60 years, the Nevada football team will leave Hawaii feeling some aloha.

Stefphon Jefferson tied an NCAA record by scoring seven touchdowns to lead Nevada in a 69-24 win over Hawaii on Saturday. The win snapped a seven-game losing streak in Honolulu for the Wolf Pack (3-1, 1-0 Mountain West) that dated back to 1948.

It was the first time since 2007 that the home team had won in the series between the two former Western Athletic Conference teams. Both schools left the WAC for the Mountain West Conference in July.

"It was terrific," Nevada coach Chris Ault said. "We've lost the last four times we've been here, and I'm the one who has been outspoken about it. ... We were fortunate tonight. I thought we played well on both sides of the ball."

Jefferson, a junior running back, carried 31 times for 170 yards and scored on 3-, 2-, 1-, 5-, 3- and 1-yard runs and added a 55-yard scoring reception.

It was the fourth time a player had seven touchdowns in a game, the first since Oklahoma State's Rashaan Woods did it in 2003. The mark is also a new Mountain West Conference record.

"I really didn't realize that at all," Ault said of Jefferson tying the NCAA record. "What can you say? He played terrific. He caught a couple screens, did a great job with it. Our offensive front did a terrific job up front for him, and Stefphon did a great job finding the holes."

Nevada racked up 575 yards of offense and had 30 first downs. It was 8 of 12 on third downs and 7 of 7 in the red zone.

After a three-and-out on their first drive, the Wolf Pack scored on their next five possessions to build a 34-17 halftime lead. Jefferson, who had 90 yards on 19 rushes at intermission, added a rushing touchdown in both the third and fourth quarters.

Hawai'i's defense came in allowing just 62.5 rushing yards per game, but gave up 355 to Nevada. The Wolf Pack averaged 6.3 yards per rush on 56 attempts. It was their 13th straight game with at least one 100-yard rusher.

Sean Schroeder's 36-yard touchdown pass to Jeremiah Ostrowski pulled Hawai'i within 20-17 midway through the second quarter, but Nevada scored 42 unanswered points until a Warriors touchdown in the game's closing minutes.

Cody Fajardo completed 14 of 20 passes for 220 yards and two touchdowns. He had 69 yards rushing and was not sacked.

Fajardo's other TD pass was an 8-yarder to Zach Sudfeld in the third quarter. Khalid Wooten had a 78-yard interception return for a score early in the fourth quarter, and Nick Hale closed out the scoring with a 52-yard run. Brock Hekking recorded two of the Wolf Pack's four sacks and forced a fumble.

Schroeder was 22 of 40 for 234 yards with two interceptions. Will Gregory ran for 92 yards and a touchdown for the Warriors (1-2, 0-1).

It was the most points ever allowed by Hawai'i at Aloha Stadium and the most in a home game since 1950, when it allowed 74 against Stanford.

"It's just one game. It's a disappointing one," Hawai'i coach Norm Chow said. "Obviously, we didn't play as well as we could. Give (Nevada) an awful lot of credit."

Nevada took a 9-8 lead in the all-time series. The 45-point margin of victory is the second-largest in series history. The Wolf Pack beat Hawai'i 73-12 in 1948.

# 2012 GAME RECAPS

## GAME 5

### NEVADA 34, TEXAS STATE 21

Sept. 29, 2012; at Bobcat Stadium (San Marcos, Texas)

	1 <sup>ST</sup>	2 <sup>ND</sup>	3 <sup>RD</sup>	4 <sup>TH</sup>	SCORE	
Nevada	7	13	14	0	34	Record: (4-1)
Texas State	7	14	0	0	21	Record: (2-2)

### SCORING SUMMARY

QTR	TIME	TEAM	SCORING PLAY	CONVERSION	PLAYS-YARDS	TOP	SCORE
1 <sup>ST</sup>	11:15	TXST	CURRY, MARCUS 1 YD RUN	JOHNSON, WILL KICK	5-17	2:28	NEV 0 - TXST 7
	07:38	NEV	SUDFELD, ZACH 9 YD PASS FROM FAJARDO, CODY	HARDISON, ALLEN KICK	10-75	3:37	NEV 7 - TXST 7
2 <sup>ND</sup>	14:50	NEV	HARDISON, ALLEN 24 YD FIELD GOAL		13-60	5:13	NEV 10 - TXST 7
	09:00	TXST	GAY, TIM 2 YD PASS FROM RUTHERFORD, S	JOHNSON, WILL KICK	3-23	1:27	NEV 10 - TXST 14
	05:49	NEV	HARDISON, ALLEN 41 YD FIELD GOAL		10-57	3:06	NEV 13 - TXST 14
	02:46	TXST	ERICKSON, ANDY 28 YD PASS FROM RUTHERFORD, S.	JOHNSON, WILL KICK	6-75	3:03	NEV 13 - TXST 21
	01:41	NEV	SUDFELD, ZACH 2 YD PASS FROM FAJARDO, CODY	HARDISON, ALLEN KICK	3-78	0:59	NEV 20 - TXST 21
3 <sup>RD</sup>	08:08	NEV	FAJARDO, CODY 6 YD RUN	HARDISON, ALLEN KICK	10-91	4:17	NEV 27 - TXST 21
	01:18	NEV	BRADLEY, AARON 12 YD PASS FROM FAJARDO, CODY	HARDISON, ALLEN KICK	10-64	4:57	NEV 34 - TXST 21

**RUSHING:** Nevada-JEFFERSON, S. 40-178; FAJARDO, Cody 10-95. TXST-Curry, Marcus 8-33; Franks, T 7-24; Rutherford, S 12-14; Gay, Tim 1-5; Battle, Isaiah 1-minus 8.

**PASSING:** Nevada-FAJARDO, Cody 21-34-1-286. TXST-Rutherford, S 15-22-0-143; Arndt, Tyler 3-12-0-43.

**RECEIVING:** Nevada-TURNER, Richy 7-74; WIMBERLY, B. 6-135; SUDFELD, Zach 5-40; BRADLEY, Aaron 2-23; JEFFERSON, S. 1-14. TXST-Erickson, Andy 8-108; Harper, Chase 3-35; Ijah, Benjamin 2-14; Smith, Brandon 2-12; Milburn, Deche 1-12; Curry, Marcus 1-3; Gay, Tim 1-2.

**INTERCEPTIONS:** Nevada-None. TXST-Iwuji, Justin 1-23.

**FUMBLES:** Nevada-None. TXST-Battle, Isaiah 1-1.

	NEV	TXST
FIRST DOWNS	31	18
RUSHES-YARDS (NET)	50-273	29-68
PASSING YDS (NET)	286	186
PASSES ATT-COMP-INT	34-21-1	34-18-0
TOTAL OFFENSE PLAYS-YARDS	84-559	63-254
FUMBLE RETURNS-YARDS	0-0	0-0
PUNT RETURNS-YARDS	0-0	1-28
KICKOFF RETURNS-YARDS	2-36	4-108
INTERCEPTION RETURNS-YARDS	0-0	1-23
PUNTS (NUMBER-AVG)	2-37.5	4-40.5
FUMBLES-LOST	0-0	1-1
PENALTIES-YARDS	10-108	6-50
POSSESSION TIME	32:28	26:15
THIRD-DOWN CONVERSIONS	9 OF 15	7 OF 15
FOURTH-DOWN CONVERSIONS	1 OF 2	0 OF 2
RED-ZONE SCORES-CHANCES	5-5	2-3
SACKS BY: NUMBER-YARDS	3-25	0-0

**SAN MARCOS, Texas (AP)** -- Cody Fajardo accounted for 381 yards of total offense with three passing touchdowns and the Nevada defense shutout Texas State in the second half en route to a 34-21 at Bobcat Stadium on Saturday.

Fajardo completed 21-of-34 for 286 yards and three scores while rushing for 95 yards on just 10 carries. Stephon Jefferson, the nation's leading rusher, ran for 178 yards on 40 carries while Brandon Wimberly caught six passes for a career-high 135 yards for Nevada.

Texas State led 21-20 at halftime but Nevada scored two early touchdowns and clamped down on the Bobcats defensively in the final 30 minutes. Texas State had just 83 yards of total offense in the second half.

The win was the 37th second-half come-from-behind victory in the Hall of Fame career of Nevada head coach Chris Ault.

Nevada improved to 4-1 overall and the Wolf Pack's 1-0 record in Mountain West play will be put to the test next week against Wyoming.

Texas State fell to 2-2.

# 2012 GAME RECAPS

## GAME 6

NEVADA 35, WYOMING 28 OT

Oct. 6, 2012; at Mackay Stadium (Reno, Nev.)

	1 <sup>ST</sup>	2 <sup>ND</sup>	3 <sup>RD</sup>	4 <sup>TH</sup>	OT	SCORE	
Wyoming	7	7	7	7	0	28	Record: (1-4, 0-1)
Nevada	7	14	0	7	7	35	Record: (5-1, 2-0)

### SCORING SUMMARY

QTR	TIME	TEAM	SCORING PLAY	CONVERSION	PLAYS-YARDS	TOP	SCORE
1 <sup>ST</sup>	05:34	WY	HERRON, ROBERT 16 YD PASS FROM SMITH, BRETT	WILLIAMS, STUART KICK	6-40	2:03	WY 7 - NEV 0
	01:12	NEV	HALE, NICK 3 YD RUN	HARDISON, ALLEN KICK	12-75	4:22	WY 7 - NEV 7
2 <sup>ND</sup>	11:53	NEV	SUDFELD, ZACH 13 YD PASS FROM FAJARDO, CODY	HARDISON, ALLEN KICK	13-93	4:04	WY 7 - NEV 14
	09:50	NEV	BROCK, KENDALL 20 YD PASS FROM FAJARDO, CODY	HARDISON, ALLEN KICK	6-47	1:52	WY 7 - NEV 21
	01:18	WY	HERRON, ROBERT 6 YD PASS FROM SMITH, BRETT	WILLIAMS, STUART KICK	11-51	3:46	WY 14 - NEV 21
3 <sup>RD</sup>	07:34	WY	CLAIBORNE, JALEN 42 YD PASS FROM SMITH, BRETT	WILLIAMS, STUART KICK	10-80	3:43	WY 21 - NEV 21
4 <sup>TH</sup>	13:07	WY	SMITH, BRETT 8 YD RUN	WILLIAMS, STUART KICK	17-82	8:11	WY 28 - NEV 21
	01:18	NEV	TURNER, RICHY 44 YD PASS FROM COMBS, DEVIN	HARDISON, ALLEN KICK	2-59	0:17	WY 28 - NEV 28
OT		NEV	BRADLEY, AARON 24 YD PASS FROM COMBS, DEVIN	HARDISON, ALLEN KICK	2-60		WY 28 - NEV 25

**RUSHING:** Wyoming-SMITH, Brett 15-60; MAY, D.J. 7-34; MILLER, Brandon 8-34; EASTON, Tedder 5-21; WICK, Shaun 2-4; KIRKEGAARD, C. 1-0; HERRON, Robert 1-minus 1; TEAM 2-minus 2; THOMPSON, Jason 6-minus 7. Nevada-JEFFERSON, S. 23-78; COMBS, Devin 11-38; FAJARDO, Cody 2-8; HALE, Nick 1-3.

**PASSING:** Wyoming-SMITH, Brett 21-34-1-197; THOMPSON, Jason 1-6-0-10. Nevada-FAJARDO, Cody 19-26-1-221; COMBS, Devin 11-19-0-217.

**RECEIVING:** Wyoming-RUFAN, Dominic 5-43; MCNEILL, Chris 5-41; HERRON, Robert 4-27; THOMPSON, Jason 2-12; MILLER, Brandon 2-12; CLAIBORNE, Jalen 1-42; WICK, Shaun 1-12; SMITH, Brett 1-10; ANDERSON, Luke 1-8. Nevada-BRADLEY, Aaron 8-111; TURNER, Richy 7-150; WIMBERLY, B. 6-67; JEFFERSON, S. 4-36; SUDFELD, Zach 3-44; BROCK, Kendall 2-30.

**INTERCEPTIONS:** Wyoming-WHITE, Darren 1-24. Nevada-WOOTEN, Khalid 1-0.

**FUMBLES:** Wyoming-SMITH, Brett 1-1; THOMPSON, Jason 1-0; MILLER, Brandon 1-0. Nevada-COMBS, Devin 1-1; JEFFERSON, S. 1-1.

#### FIRST DOWNS

RUSHES-YARDS (NET)	47-143
PASSING YDS (NET)	207
PASSES ATT-COMP-INT	40-22-1
TOTAL OFFENSE PLAYS-YARDS	87-350
FUMBLE RETURNS-YARDS	0-0
PUNT RETURNS-YARDS	1-6
KICKOFF RETURNS-YARDS	4-105
INTERCEPTION RETURNS-YARDS	1-24
PUNTS (NUMBER-AVG)	6-45.5
FUMBLES-LOST	3-1
PENALTIES-YARDS	6-80
POSSESSION TIME	33:43
THIRD-DOWN CONVERSIONS	11 OF 20
FOURTH-DOWN CONVERSIONS	1 OF 2
RED-ZONE SCORES-CHANCES	3-3
SACKS BY: NUMBER-YARDS	2-11

#### WYO

#### NEV

22	27
47-143	37-127
207	438
40-22-1	45-30-1
87-350	82-565
0-0	0-0
1-6	2-23
4-105	2-34
1-24	1-0
6-45.5	4-37.8
3-1	2-2
6-80	5-45
33:43	26:17
11 OF 20	9 OF 17
1 OF 2	1 OF 2
3-3	3-6
2-11	2-10

**RENO, Nev. (AP)** - Backup quarterback Devin Combs hit Aaron Bradley with a 24-yard touchdown pass in overtime and Nevada came from behind to beat Wyoming 35-28 on Saturday.

In a strange game that saw both teams lose their starting quarterbacks, the Wolf Pack tied the game in the final seconds of regulation as Combs connected with Richie Turner from 44 yards out to tie the score at 28.

Nevada (5-1, 2-0 Mountain West) led 21-7 in the second quarter when starting quarterback Cody Fajardo went down with back spasms with 5:04 left to play. He did not return.

Nevada coach Chris Ault praised Combs, a sophomore who finished 11 of 19 for 217 yards and two touchdowns.

"It took Devin some time to find himself, but he did and I'm proud of him," Ault said. "To bring this team back in the fourth quarter and then win this thing, that was pretty special."

Fajardo was 19 of 26 for 221 yards and two touchdowns and an interception. His 20-yard scoring pass to Kendall Brock put Nevada ahead 21-7 with 9:50 left in the first half.

Wyoming (1-4, 0-1) came back behind quarterback Brett Smith, who was ejected with 8:16 left in the fourth quarter after receiving a second unsportsmanlike conduct penalty.

Smith's 8-yard touchdown run with 13:07 left in the game had given the Cowboys a 28-21 lead. He received his first unsportsmanlike penalty after the touchdown for taunting.

The second came on the Cowboys' next drive when Smith protested a Nevada defensive holding penalty that was waved off by the officials.

Wyoming coach Dave Christensen was critical of the call.

"Guy's running off the field, 3 yards from the sidelines running off the field, takes his helmet off and you're going to throw a flag on him," Christensen said. "Kick him out of the game? That's unbelievable."

Smith was 21 of 34 for 197 yards and three touchdowns. His replacement, Jason Thompson, was 1 of 6 for 10 yards.

Nevada had the ball first in overtime, starting at the 25. After rushing for 1 yard on the first play, Combs hit Bradley cutting across the middle from 24 yards out.

Wyoming then took over at the 25 and after Thompson rushed for 1 yard on the first play, he threw three consecutive incomplete passes to end the game.

The Cowboys held Wolf Pack running back Stephon Jefferson, the nation's leading rusher entering the game, to 78 yards on 23 carries, nearly 100 yards fewer than his season average of 174.

"I think our guys did a nice job stepping up against the run, but gave up far too many passing yards," Christensen said."

# 2012 GAME RECAPS

## GAME 7

**NEVADA 42, UNLV 37**

Oct. 13, 2012; at Sam Boyd Stadium (Las Vegas, Nev.)

	1 <sup>ST</sup>	2 <sup>ND</sup>	3 <sup>RD</sup>	4 <sup>TH</sup>	SCORE	
Nevada	0	14	7	21	42	Record: (6-1,3-0)
UNLV	13	10	7	15	45	Record: (1-6,1-1)

### SCORING SUMMARY

QTR	TIME	TEAM	SCORING PLAY	CONVERSION	PLAYS-YARDS	TOP	SCORE
1 <sup>ST</sup>	10:03	LV	CORNETT, TIM 8 YD RUN	KOHORST, NOLAN KICK	10-68	4:57	NEV 0 - LV 7
	04:28	LV	RANDLE, BRADLEY 32 YD RUN	KOHORST, NOLAN KICK	7-76	4:25	NEV 0 - LV 14
2 <sup>ND</sup>	13:33	LV	SHERRY, NICK 2 YD RUN	KOHORST, NOLAN KICK	10-66	4:11	NEV 0 - LV 21
	06:55	NEV	JEFFERSON, S. 4 YD RUN	HARDISON, ALLEN KICK	9-67	3:29	NEV 7 - LV 21
	04:03	LV	RANDLE, BRADLEY 2 YD RUN	KOHORST, NOLAN KICK	7-64	1:44	NEV 7 - LV 28
	01:58	NEV	JEFFERSON, S. 1 YD RUN	HARDISON, ALLEN KICK	6-80	1:57	NEV 14 - LV 28
	00:00	LV	KOHORST, NOLAN 42 YD FIELD GOAL		10-57	1:51	NEV 14 - LV 31
3 <sup>RD</sup>	04:31	NEV	TURNER, RICHY 12 YD PASS FROM COMBS, DEVIN	HARDISON, ALLEN KICK	12-80	5:00	NEV 21 - LV 31
4 <sup>TH</sup>	12:58	NEV	JEFFERSON, S. 3 YD RUN	HARDISON, ALLEN KICK	11-61	4:20	NEV 28 - LV 31
	09:43	NEV	SUDFELD, ZACH 7 YD PASS FROM COMBS, DEVIN	HARDISON, ALLEN KICK	5-34	1:55	NEV 35 - LV 31
	02:12	NEV	COMBS, DEVIN 2 YD RUN	HARDISON, ALLEN KICK	12-64	5:26	NEV 42 - LV 31
	00:44	LV	SULLIVAN, M. 47 YD PASS FROM SHERRY, NICK	SHERRY, NICK RUSH FUMBLED	7-80	1:22	NEV 42 - LV 37

**RUSHING:** Nevada-JEFFERSON, S. 34-185; COMBS, Devin 19-111; HALE, Nick 9-35; TEAM 2-minus 2. UNLV-CORNETT,Tim 20-129; RANDLE,Bradley 6-49; SULLIVAN,M. 2-14; SHERRY,Nick 4-1.

**PASSING:** Nevada-COMBS, Devin 14-19-1-167. UNLV-SHERRY,Nick 21-35-1-243; TEAM 0-1-0-0.

**RECEIVING:** Nevada-TURNER, Richy 7-99; SUDFELD, Zach 3-28; BRADLEY, Aaron 3-21; WIMBERLY, B. 1-19. UNLV-SULLIVAN,M. 5-74; DAVIS,Devante 4-54; WILLIAMS,A. 3-43; HERRING,Caleb 3-19; PHILLIPS,Jake 2-30; CORNETT,Tim 1-12; SPENCER,Taylor 1-5;MAYS,Trey 1-5; JOHNSON,Max 1-1.

**INTERCEPTIONS:** Nevada-BELL, Dray 1-0. UNLV-WILSON,Fred 1-0.

**FUMBLES:** Nevada-JEFFERSON, S. 2-0; COMBS, Devin 1-1. UNLV-SHERRY,Nick 1-0.

	NEV	UNLV
FIRST DOWNS	33	27
RUSHES-YARDS (NET)	64-329	32-193
PASSING YDS (NET)	167	243
PASSES ATT-COMP-INT	19-14-1	36-21-1
TOTAL OFFENSE PLAYS-YARDS	83-496	68-436
FUMBLE RETURNS-YARDS	0-0	0-0
PUNT RETURNS-YARDS	1-11	1-13
KICKOFF RETURNS-YARDS	5-111	5-108
INTERCEPTION RETURNS-YARDS	1-0	1-0
PUNTS (NUMBER-AVG)	1-47.0	4-39.5
FUMBLES-LOST	3-1	1-0
PENALTIES-YARDS	6-55	7-74
POSSESSION TIME	31:40	28:20
THIRD-DOWN CONVERSIONS	5 OF 10	4 OF 10
FOURTH-DOWN CONVERSIONS	3 OF 4	0 OF 0
RED-ZONE SCORES-CHANCES	6-7	3-3
SACKS BY: NUMBER-YARDS	0-0	1-10

**LAS VEGAS, Nev. (AP)**--Nevada's Stephon Jefferson rushed for 185 yards and three touchdowns to help the Wolf Pack defeat UNLV 42-37 Saturday.

Starting in place of Cody Fajardo, who left last week's game against Wyoming with back spasms, redshirt sophomore quarterback Devin Combsthrew for one touchdown, while rushing for 111 yards and another score.

The Wolf Pack (6-1, 3-0 Mountain West) outscored the Rebels (1-6, 1-1) in the second half 28-6. UNLV, which hosted a day game for only the second time since 2006, was outgained in the second half 283 yards to 111.

The win extended Nevada's winning streak against its in-state rival to eight straight games, as the two meet annually in the "Battle for the Fremont Cannon," the largest trophy in college football.

# 2012 GAME RECAPS

## GAME 8

**SAN DIEGO STATE, 39, NEVADA 38 OT**  
**Oct. 20, 2012; at Mackay Stadium (Reno, Nev.)**

	1 <sup>ST</sup>	2 <sup>ND</sup>	3 <sup>RD</sup>	4 <sup>TH</sup>	OT	SCORE	
San Diego State	0	6	8	17	8	39	Record: (5-3,3-1)
Nevada	3	7	14	7	7	38	Record: (6-2,3-1)

### SCORING SUMMARY

QTR	TIME	TEAM	SCORING PLAY	CONVERSION	PLAYS-YARDS	TOP	SCORE
1 <sup>ST</sup>	01:11	NEV	HARDISON, ALLEN 36 YD FIELD GOAL		15-70	6:12	SD 0 - NEV 3
2 <sup>ND</sup>	09:15	SDSU	MARDEN, CHANCE 39 YD FIELD GOAL		15-53	6:56	SD 3 - NEV 3
	04:22	SDSU	MARDEN, CHANCE 46 YD FIELD GOAL		5-17	1:39	SD 6 - NEV 3
	00:05	NEV	BRADLEY, AARON 10 YD PASS FROM FAJARDO, CODY	HARDISON, ALLEN KICK	10-56	1:29	SD 6 - NEV 10
3 <sup>RD</sup>	08:43	NEV	FAJARDO, CODY 5 YD RUN	HARDISON, ALLEN KICK	9-80	3:13	SD 6 - NEV 17
	03:39	SDSU	KAZEE, WALTER 3 YD RUN	YOUNG, CHAD PASS	10-62	4:57	SD 14 - NEV 17
	01:15	NEV	WIMBERLY, B. 3 YD PASS FROM FAJARDO, CODY	HARDISON, ALLEN KICK	7-75	2:24	SD 14 - NEV 24
4 <sup>TH</sup>	11:57	SDSU	SANDIFER, D. 19 YD PASS FROM DINGWELL, ADAM	MARDEN, CHANCE KICK	9-73	4:11	SD 21 - NEV 24
	07:46	NEV	JEFFERSON, S. 1 YD RUN	HARDISON, ALLEN KICK	11-65	4:06	SD 21 - NEV 31
	03:45	SDSU	ESCOBAR, G. 4 YD PASS FROM DINGWELL, ADAM	MARDEN, CHANCE KICK	11-75	4:01	SD 28 - NEV 31
	00:00	SDSU	MARDEN, CHANCE 35 YD FIELD GOAL		7-63	0:50	SD 31 - NEV 31
OT	15:00	NEV	WIMBERLY, B. 3 YD PASS FROM FAJARDO, CODY	HARDISON, ALLEN KICK	7-25	0:00	SD 31 - NEV 38
	15:00	SDSU	ESCOBAR, G. 21 YD PASS FROM DINGWELL, ADAM	ROBERTS, ADAM PASS	2-25	0:00	SD 39 - NEV 38

**RUSHING:** San Diego State-KAZEE, Walter 15-58; MUEMA, Adam 13-47; DINGWELL, Adam 11-26; VIZZI, Tim 1-16; YOUNG, Chad 1-10; RUFFIN, Ezell 1-0; KATZ, Ryan 1-minus 1; TEAM 2-minus 4. Nevada-JEFFERSON, S. 32-108; FAJARDO, Cody 13-66; BROCK, Kendall 1-4; HALE, Nick 2-minus 2.

**PASSING:** San Diego State-DINGWELL, Adam 14-23-0-177; KATZ, Ryan 3-4-0-20; TEAM 0-1-0-0. Nevada-FAJARDO, Cody 29-40-0-304.

**RECEIVING:** San Diego State-SANDIFER, Domin 5-60; ESCOBAR, Gavin 5-39; BUTLER, Brice 4-53; RUFFIN, Ezell 1-30; LOCKETT, Colin 1-14; YOUNG, Chad 1-1. Nevada-WIMBERLY, B. 10-132; BRADLEY, Aaron 6-60; SUDFELD, Zach 5-50; JEFFERSON, S. 4-16; TURNER, Richy 3-36; BROCK, Kendall 1-10.

**INTERCEPTIONS:** San Diego State-None. Nevada-None.

**FUMBLES:** San Diego State-DINGWELL, Adam 1-0. Nevada-None.

#### FIRST DOWNS

RUSHES-YARDS (NET)  
 PASSING YDS (NET)  
 PASSES ATT-COMP-INT  
 TOTAL OFFENSE PLAYS-YARDS  
 FUMBLE RETURNS-YARDS  
 PUNT RETURNS-YARDS  
 KICKOFF RETURNS-YARDS  
 INTERCEPTION RETURNS-YARDS  
 PUNTS (NUMBER-AVG)  
 FUMBLES-LOST  
 PENALTIES-YARDS  
 POSSESSION TIME  
 THIRD-DOWN CONVERSIONS  
 FOURTH-DOWN CONVERSIONS  
 RED-ZONE SCORES-CHANCES  
 SACKS BY: NUMBER-YARDS

#### SDSU

26  
 45-152  
 197  
 28-17-0  
 73-349  
 0-0  
 1-8  
 2-48  
 0-0  
 4-52.5  
 1-0  
 5-47  
 30:37  
 8 OF 15  
 1 OF 1  
 5-5  
 1-8

#### NEV

29  
 48-176  
 304  
 40-29-0  
 88-480  
 0-0  
 2-24  
 1-30  
 0-0  
 4-33.2  
 0-0  
 10-92  
 29:23  
 10 OF 17  
 1 OF 2  
 6-6  
 4-19

**RENO, Nev. (AP)** - Backup quarterback Adam Dingwell threw three touchdown passes and a two-point conversion in overtime that gave San Diego State a 39-38 victory over Nevada on Saturday.

Subbing for starter Ryan Katz, who went down with an ankle injury in the first quarter, Dingwell completed 14 of 23 passes for 177 yards.

After Nevada (6-2, 3-1 Mountain West) went up 38-31 in overtime on a 3-yard TD pass from Cody Fajardo to Brandon Wimberly, the Aztecs needed two plays to pull to within 38-37, scoring on a 21-yard pass from Dingwell to Gavin Escobar. The Aztecs elected to go for the win and Dingwell sealed it with a pass to Rob Andrews in the corner of the end zone for the successful two-point conversion.

San Diego State (5-3, 3-1) trailed 31-28 and tied it on a 35-yard field goal by Chance Marden as time expired in regulation to force overtime.

Fajardo completed 29 of 40 passes for 304 yards and three touchdowns for Nevada. Two of the touchdowns were to Wimberly, who finished with 10 catches for 132 yards. Fajardo also rushed for a touchdown, a 5-yard keeper that put the Wolf Pack up 17-6 with 8:43 left in the third quarter.

Nevada's Stefphon Jefferson, the nation's leading rusher finished with 108 yards on 32 carries, and a 1-yard touchdown run that put Nevada up 31-21 with 7:46 left in the game.

Nevada led 10-6 at halftime, scoring on a 10-yard pass from Fajardo to Aaron Bradley with 5 seconds left in the first half. The Aztecs had a pair of field goals from Marden, one from 39 yards and one from 46-yards, a career-high for Marden, which put them up 6-3 with 4:22 left in the second quarter.

# 2012 GAME RECAPS

## GAME 9

### AIR FORCE 48, NEVADA 31

Oct. 26, 2012; at Falcon Stadium (Colorado Springs, Colo.)

	1 <sup>ST</sup>	2 <sup>ND</sup>	3 <sup>RD</sup>	4 <sup>TH</sup>	SCORE	
Nevada	7	14	7	3	31	Record: (6-3,3-2)
Air Force	10	21	7	10	48	Record: (5-3,4-1)

### SCORING SUMMARY

QTR	TIME	TEAM	SCORING PLAY	CONVERSION	PLAYS-YARDS	TOP	SCORE
1 <sup>ST</sup>	10:07	AF	HERRINGTON, PAR 45 YD FIELD GOAL		12-48	4:53	NEV 0 - AF 3
	05:50	NEV	FAJARDO, CODY 1 YD RUN	HARDISON, ALLEN KICK	7-35	2:44	NEV 7 - AF 3
	02:56	AF	DEWITT, MIKE 8 YD RUN	HERRINGTON, PAR KICK	9-75	2:54	NEV 7 - AF 10
2 <sup>ND</sup>	12:18	AF	STRICKLAND, DON 46 YD PASS FROM DIETZ, CONNOR	HERRINGTON, PAR KICK	8-95	2:42	NEV 7 - AF 17
	09:01	NEV	FAJARDO, CODY 3 YD RUN	HARDISON, ALLEN KICK	7-75	3:17	NEV 14 - AF 17
	05:54	AF	STRICKLAND, DON 12 YD RUN	HERRINGTON, PAR KICK	9-65	3:01	NEV 14 - AF 24
	02:52	NEV	BRADLEY, AARON 14 YD PASS FROM FAJARDO, CODY	HARDISON, ALLEN KICK	9-73	2:57	NEV 21 - AF 24
	00:56	AF	HENDRICKS, MARC 29 YD PASS FROM DIETZ, CONNOR	HERRINGTON, PAR KICK	6-83	1:52	NEV 21 - AF 31
3 <sup>RD</sup>	09:45	NEV	JEFFERSON, S. 21 YD RUN	HARDISON, ALLEN KICK	6-57	1:51	NEV 28 - AF 31
	04:17	AF	COBB, WES 1 YD RUN	HERRINGTON, PAR KICK	15-75	5:28	NEV 28 - AF 38
4 <sup>TH</sup>	14:57	NEV	HARDISON, ALLEN 26 YD FIELD GOAL		11-59	4:15	NEV 31 - AF 38
	09:33	AF	DIETZ, CONNOR 1 YD RUN	HERRINGTON, PAR KICK	14-73	5:18	NEV 31 - AF 45
	02:27	AF	HERRINGTON, PAR 20 YD FIELD GOAL		11-59	5:15	NEV 31 - AF 48

**RUSHING:** Nevada-JEFFERSON, S. 20-93; FAJARDO, Cody 19-68; HALE, Nick 1-8. Air Force-COBB, Wes 30-152; LEE, Jon 10-96; MACARTHUR, Ty 7-76; DIETZ, Connor 13-68; DeWITT, Mike 12-49; STRICKLAND, Don 5-46; TEAM 5-minus 26.

**PASSING:** Nevada-FAJARDO, Cody 15-27-1-211. Air Force-DIETZ, Connor 6-7-0-139.

**RECEIVING:** Nevada-SUDFELD, Zach 6-79; WIMBERLY, B. 4-67; BRADLEY, Aaron 4-49; ARENDSE, Kolby 1-16. Air Force-LEE, Jon 3-42; STRICKLAND, Don 2-68; HENDRICKS, Marc 1-29.

**INTERCEPTIONS:** Nevada-None. Air Force-LINDSAY, Brian 1-13.

**FUMBLES:** Nevada-BROCK, Kendall 1-0. Air Force-DIETZ, Connor 1-1; LEE, Jon 1-1; TEAM 1-0.

	NEV	AF
FIRST DOWNS	21	36
RUSHES-YARDS (NET)	40-169	82-461
PASSING YDS (NET)	211	139
PASSES ATT-COMP-INT	27-15-1	7-6-0
TOTAL OFFENSE PLAYS-YARDS	67-380	89-600
FUMBLE RETURNS-YARDS	0-0	0-0
PUNT RETURNS-YARDS	0-0	1-11
KICKOFF RETURNS-YARDS	6-122	3-58
INTERCEPTION RETURNS-YARDS	0-0	1-13
PUNTS (NUMBER-AVG)	3-48.7	0-0.0
FUMBLES-LOST	1-0	3-2
PENALTIES-YARDS	4-33	3-35
POSSESSION TIME	25:23	34:37
THIRD-DOWN CONVERSIONS	6 OF 13	9 OF 14
FOURTH-DOWN CONVERSIONS	1 OF 3	2 OF 3
RED-ZONE SCORES-CHANCES	4-4	6-6
SACKS BY: NUMBER-YARDS	0-0	3-20

**AIR FOCE ACADEMY, Colo. (AP)** - The Air Force Falcons piled up 600 yards of offense against Nevada, including 461 rushing, and they stymied the nation's leading running back in their 48-31 victory over the Wolf Pack on Friday night.

Senior Wes Cobb ran for a career-high 152 yards and a touchdown on 30 carries in place of injured Cody Getz and the Falcons held Steffhon Jefferson to 93 yards -- 63 below his nation-leading average -- six days after surrendering a conference-record 338 yards to New Mexico's Kasey Carrier.

"It was a good feeling," Falcons leading tackler Christian Spears said. "Last week we had a lot of missed tackles against Carrier, so this week we made it a point to wrap up on tackles and get more hats to the ball."

Jefferson came in as the nation's top rusher by a whopping 17 yards per game, but it was the Falcons running wild on this bitterly cold night, rushing for nearly 500 yards, including 96 by Jon Lee, 76 by Ty MacArthur and 68 by quarterback Connor Dietz.

"For the first time we finally executed for four quarters," wide receiver Dontae Strickland said after scoring a pair of touchdowns.

The Falcons (5-3, 4-1 Mountain West) ran roughshod over the Wolf Pack (6-3, 3-2), who entered the game as the only team in the nation averaging more than 260 yards both passing and rushing and failed to reach that figure in either category.

# 2012 GAME RECAPS

## GAME 10

**FRESNO STATE 52, NEVADA 36**

Nov. 10, 2012; at Mackay Stadium (Reno, Nev.)

	1 <sup>ST</sup>	2 <sup>ND</sup>	3 <sup>RD</sup>	4 <sup>TH</sup>	SCORE	
Fresno State	7	14	23	8	52	Record: (8-3,6-1)
Nevada	7	14	0	15	36	Record: (6-4,3-3)

### SCORING SUMMARY

QTR	TIME	TEAM	SCORING PLAY	CONVERSION	PLAYS-YARDS	TOP	SCORE
1 <sup>ST</sup>	06:27	FS	ADAMS, DAVANTE 36 YD PASS FROM CARR, DEREK	BRESHEARS, QUEN KICK	6-79	1:23	FS 7 - NEV 0
	01:26	NEV	JEFFERSON, S. 2 YD RUN	DITSWORTH, C. KICK	12-81	4:56	FS 7 - NEV 7
2 <sup>ND</sup>	10:25	FS	SMITH, DERRON 34 YD INTERCEPTION RETURN	BRESHEARS, QUEN KICK			FS 14 - NEV 7
	08:11	NEV	JEFFERSON, S. 2 YD RUN	DITSWORTH, C. KICK	6-79	2:08	FS 14 - NEV 14
	04:41	NEV	JEFFERSON, S. 7 YD RUN	DITSWORTH, C. KICK	4-19	1:00	FS 14 - NEV 21
	01:28	JENSEN, MARCEL	32 YD PASS FROM CARR, DEREK	BRESHEARS, QUEN KICK	7-79	3:08	FS 21 - NEV 21
3 <sup>RD</sup>	14:12	FS	DAVISON, TYELER 0 YD FUMBLE RECOVERY	BRESHEARS, QUEN KICK			FS 28 - NEV 21
	08:52	FS	BRESHEARS, QUEN 31 YD FIELD GOAL		9-58	3:18	FS 31 - NEV 21
	08:45	FS	BROWN, TRAVIS 26 YD FUMBLE RECOVERY	BRESHEARS, QUEN KICK			FS 38 - NEV 21
	05:41	FS	ROUSE, ROBBIE 1 YD RUN	BRESHEARS, QUEN KICK FAILED	8-55	2:27	FS 44 - NEV 21
4 <sup>TH</sup>	13:59	NEV	HALE, NICK 11 YD PASS FROM FAJARDO, CODY	DITSWORTH, C. KICK	9-79	3:12	FS 44 - NEV 28
	10:09	FS	ROUSE, ROBBIE 39 YD RUN	HARRIS, MICHAEL PASS	8-78	3:43	FS 52 - NEV 28
	04:21	NEV	KNIGHT, ANTHONY 1 YD RUN	WIMBERLY, B. PASS	15-79	5:42	FS 52 - NEV 36

**RUSHING:** Fresno State-ROUSE, Robbie 36-261; CARR, Derek 6-25; TEAM 2-minus 6. Nevada-JEFFERSON, S. 19-95; FAJARDO, Cody 22-59; HALE, Nick 7-31; WIMBERLY, B. 1-4; KNIGHT, ANTHONY 1-1.

**PASSING:** Fresno State-CARR, Derek 17-35-0-220. Nevada-FAJARDO, Cody 21-39-2-214.

**RECEIVING:** Fresno State-ADAMS, Davante 9-120; EVANS, Rashad 4-51; JENSEN, Marcel 3-42; ROUSE, Robbie 1-7. Nevada-TURNER, Richy 6-73; WIMBERLY, B. 4-40; BRADLEY, Aaron 3-28; HALE, Nick 3-12; JEFFERSON, S. 2-24; ARENDESE, Kolby 1-16; SUDFELD, Zach 1-11; BROCK, Kendall 1-10.

**INTERCEPTIONS:** Fresno State-SMITH, Derron 1-34; THOMAS, Phillip 1-0. Nevada-None.

**FUMBLES:** Fresno State-JENSEN, Marcel 1-0; EVANS, Rashad 1-1. Nevada-JEFFERSON, S. 1-1; FAJARDO, Cody 1-1.

	FS	NEV
FIRST DOWNS	26	27
RUSHES-YARDS (NET)	44-280	50-190
PASSING YDS (NET)	220	214
PASSES ATT-COMP-INT	35-17-0	39-21-2
TOTAL OFFENSE PLAYS-YARDS	79-500	89-404
FUMBLE RETURNS-YARDS	1-26	1-21
PUNT RETURNS-YARDS	1-0	1-55
KICKOFF RETURNS-YARDS	5-106	7-149
INTERCEPTION RETURNS-YARDS	2-34	0-0
PUNTS (NUMBER-AVG)	3-48.0	4-43.2
FUMBLES-LOST	2-1	2-2
PENALTIES-YARDS	5-38	4-38
POSSESSION TIME	29:13	30:47
THIRD-DOWN CONVERSIONS	8 OF 15	11 OF 20
FOURTH-DOWN CONVERSIONS	1 OF 3	1 OF 1
RED-ZONE SCORES-CHANCES	2-4	5-7
SACKS BY: NUMBER-YARDS	3-26	1-7

**RENO, Nev. (AP)** - Robbie Rouse rushed for 261 yards and two touchdowns and Fresno State tied a school record with three defensive touchdowns in beating Nevada 52-36 on Saturday.

Rouse had 36 carries and touchdowns runs of 1 and 39 yard for the Bulldogs (8-3, 6-1 Mountain West).

Fresno State's defensive touchdowns came on a 34-yard interception return by Derron Smith, a fumble recovery in the end zone by Tyeler Davidson and a 26-yard fumble recovery and return by Travis Brown, which put Fresno State up 38-21 with 8:45 left in the third quarter.

Bulldog quarterback Derek Carr completed 17 of 35 passes for 220 yards and two touchdowns. He hit Davante Adams from 36 yards out in the first quarter and connected with Marcel Jensen from 32 yards out late in the second quarter to tie the game at 21 just before halftime.

Stefphon Jefferson rushed for 95 yards and three touchdowns for Nevada (6-4, 3-3), which lost its third consecutive game.

Wolf Pack quarterback Cody Fajardo was 21 of 39 for 214 yards and one touchdown.

Nevada senior guard tied a school record by making his 50th career start - all 50 games of his career.



# 2012 GAME RECAPS

## GAME 11

**NEVADA 31, NEW MEXICO 24**

Nov. 17, 2012; at University Stadium (Albuquerque, N.M.)

	1 <sup>ST</sup>	2 <sup>ND</sup>	3 <sup>RD</sup>	4 <sup>TH</sup>	SCORE	
Nevada	7	14	10	0	31	Record: (7-4,4-3)
New Mexico	14	3	7	0	24	Record: (4-8,1-6)

### SCORING SUMMARY

QTR	TIME	TEAM	SCORING PLAY	CONVERSION	PLAYS-YARDS	TOP	SCORE
1 <sup>ST</sup>	13:44	NM	GAUTSCHE, COLE 20 YD RUN	ADAMS, JUSTUS KICK	3-75	1:16	NEV 0 - NM 7
	09:39	NEV	JEFFERSON, S. 1 YD RUN	DITSWORTH, C. KICK	12-67	3:58	NEV 7 - NM 7
	04:07	NM	GAUTSCHE, COLE 3 YD RUN	ADAMS, JUSTUS KICK	9-69	5:26	NEV 7 - NM 14
2 <sup>ND</sup>	12:34	NEV	JEFFERS, S. 1 YD PASS FROM FAJARDO, CODY	DITSWORTH, C. KICK	7-60	2:45	NEV 14 - NM 14
	06:45	NM	ADAMS, JUSTUS 42 YD FIELD GOAL		10-50	5:49	NEV 14 - NM 17
	05:00	NEV	WIMBERLY, B. 3 YD PASS FROM FAJARDO, CODY	DITSWORTH, C. KICK	5-75	1:45	NEV 21 - NM 17
3 <sup>RD</sup>	10:51	NEV	DITSWORTH, C. 23 YD FIELD GOAL		10-68	4:09	NEV 24 - NM 17
	08:48	NM	PRESSLEY, J. 2 YD RUN	ADAMS, JUSTUS KICK	4-79	1:56	NEV 24 - NM 24
	04:02	NEV	WIMBERLY, B. 2 YD PASS FROM FAJARDO, CODY	DITSWORTH, C. KICK	12-75	4:46	NEV 31 - NM 24

**RUSHING:** Nevada-FAJARDO, Cody 20-186; JEFFERSON, S. 23-128; HALE, Nick 4-42; WIMBERLY, B. 1-5; TEAM 2-minus 3. New Mexico-CARRIER, Kasey 18-145; GAUTSCHE, Cole 16-72; THOMAS, Lamaar 3-65; GONGBAY, Crusoe 9-61; PRESSLEY, J. 2-7; WIGGINS, Carlos 1-6; CLAYTON, Chase 1-minus 4.

**PASSING:** Nevada-FAJARDO, Cody 18-27-1-133. New Mexico-GAUTSCHE, Cole 0-2-0-0.

**RECEIVING:** Nevada-WIMBERLY, B. 6-34; TURNER, Richy 4-37; SUDFELD, Zach 3-42; BRADLEY, Aaron 3-23; JEFFERS, S. 1-1; JEFFERSON, S. 1-minus 4. New Mexico-

**INTERCEPTIONS:** Nevada-None. New Mexico-BOLLEMA, Dallas 1-37.

**FUMBLES:** Nevada-JEFFERSON, S. 1-0; HALE, Nick 1-0. New Mexico-GONGBAY, Crusoe 1-1; GAUTSCHE, Cole 1-0.

	NEV	NM
FIRST DOWNS	22	14
RUSHES-YARDS (NET)	50-358	50-352
PASSING YDS (NET)	133	0
PASSES ATT-COMP-INT	27-18-1	2-0-0
TOTAL OFFENSE PLAYS-YARDS	77-491	52-352
FUMBLE RETURNS-YARDS	0-0	0-0
PUNT RETURNS-YARDS	2-2	1-4
KICKOFF RETURNS-YARDS	1-32	2-61
INTERCEPTION RETURNS-YARDS	0-0	1-37
PUNTS (NUMBER-AVG)	3-40.7	5-46.6
FUMBLES-LOST	2-0	2-1
PENALTIES-YARDS	5-35	4-45
POSSESSION TIME	29:40	30:20
THIRD-DOWN CONVERSIONS	9 OF 16	2 OF 11
FOURTH-DOWN CONVERSIONS	2 OF 3	1 OF 2
RED-ZONE SCORES-CHANCES	5-7	4-5
SACKS BY: NUMBER-YARDS	0-0	2-8

**ALBUQUERQUE, N.M. (AP)** - Nevada's Cody Fajardo threw three touchdown passes and ran for a career-high 186 yards Saturday to help the Wolf Pack beat New Mexico 31-24 and end a three-game losing streak.

Fajardo hit Brandon Wimberly from 2 yards out for what proved to be the winning score with 4 minutes left in the third quarter for Nevada (7-4, 4-3 Mountain West).

The Lobos (4-8, 1-6), who have lost five straight, got 72 rushing yards and two touchdowns from quarterback Cole Gautsche, but he didn't complete any passes.

New Mexico had a chance to tie it late in the fourth quarter after Dallas Bollema intercepted Fajardo and returned it 37 yards to the Nevada 14. But on third-and-7 from the 11, Jordan Hanson recovered a Crusoe Gongbay fumble with 4:17 left and the Wolf Pack ran out the clock with four first downs.

# 2012 GAME RECAPS

## GAME 12

### BOISE STATE 27, NEVADA 21

Dec. 1, 2012; at Mackay Stadium (Reno, Nev.)

	1 <sup>ST</sup>	2 <sup>ND</sup>	3 <sup>RD</sup>	4 <sup>TH</sup>	SCORE	
Boise State	7	10	7	3	27	Record: (10-2,7-1)
Nevada	0	0	7	14	21	Record: (7-5,4-4)

### SCORING SUMMARY

QTR	TIME	TEAM	SCORING PLAY	CONVERSION	PLAYS-YARDS	TOP	SCORE
1 <sup>ST</sup>	06:12	BSU	POTTER, CHRIS 17 YD PASS FROM SOUTHWICK, JOE	FRISINA, M. KICK	9-80	4:16	BSU 7 - NEV 0
2 <sup>ND</sup>	13:54	BSU	HARPER, D.J. 2 YD RUN	FRISINA, M. KICK	11-66	3:44	BSU 14 - NEV 0
	03:37	BSU	FRISINA, M. 20 YD FIELD GOAL		14-83	7:13	BSU 17 - NEV 0
3 <sup>RD</sup>	11:08	NEV	JEFFERSON, S. 1 YD RUN	HARDISON, ALLEN KICK	9-86	3:47	BSU 17 - NEV 7
	10:52	BSU	MILLER, MATT 52 YD PASS FROM SOUTHWICK, JOE	FRISINA, M. KICK	1-52	0:07	BSU 24 - NEV 7
4 <sup>TH</sup>	08:26	NEV	JEFFERSON, S. 8 YD RUN	HARDISON, ALLEN KICK	6-71	2:15	BSU 24 - NEV 14
	03:25	BSU	FRISINA, M. 30 YD FIELD GOAL		12-49	4:55	BSU 27 - NEV 14
	02:27	NEV	FAJARDO, CODY 6 YD RUN	HARDISON, ALLEN KICK	5-74	0:52	BSU 27 - NEV 21

**RUSHING:** Boise State-HARPER, D.J. 24-130; AJAYI, Jay 9-51; SOUTHWICK, Joe 6-25; WIL.-RHODES, S. 2-9. Nevada-JEFFERSON, S. 28-139; FAJARDO, Cody 15-81; BRADLEY, Aaron 1-11; HALE, Nick 2-minus 4.

**PASSING:** Boise State-SOUTHWICK, Joe 19-26-0-199; POTTER, Chris 1-2-0-20. Nevada-FAJARDO, Cody 14-20-0-203.

**RECEIVING:** Boise State-MILLER, Matt 7-127; POTTER, Chris 5-42; WIL.-RHODES, S. 5-20; HEDRICK, Grant 1-20; BOLDEWIJN, G. 1-13; HARPER, D.J. 1-minus 3. Nevada-BRADLEY, Aaron 4-35; SUDFELD, Zach 3-67; TURNER, Richy 3-35; WIMBERLY, B. 2-39; ARENDSE, Kolby 1-32; JEFFERSON, S. 1-minus 5.

**INTERCEPTIONS:** Boise State-None. Nevada-None.

**FUMBLES:** Boise State-None. Nevada-SUDFELD, Zach 1-1

	BSU	NEV
FIRST DOWNS	22	23
RUSHES-YARDS (NET)	41-215	46-227
PASSING YDS (NET)	219	203
PASSES ATT-COMP-INT	28-20-0	20-14-0
TOTAL OFFENSE PLAYS-YARDS	69-434	66-430
FUMBLE RETURNS-YARDS	0-0	0-0
PUNT RETURNS-YARDS	1-23	0-0
KICKOFF RETURNS-YARDS	2-61	4-90
INTERCEPTION RETURNS-YARDS	0-0	0-0
PUNTS (NUMBER-AVG)	3-38.3	4-50.0
FUMBLES-LOST	0-0	1-1
PENALTIES-YARDS	3-25	0-0
POSSESSION TIME	32:44	27:16
THIRD-DOWN CONVERSIONS	9 OF 15	7 OF 12
FOURTH-DOWN CONVERSIONS	0 OF 1	0 OF 1
RED-ZONE SCORES-CHANCES	4-4	3-4
SACKS BY: NUMBER-YARDS	3-19	1-3

**RENO, Nev. (AP)** - Trailing by 17 points in the third quarter, Nevada seemed to be gaining some momentum as Cody Fajardo led the team down the field in search of another thrilling comeback victory like the 2010 version when the Wolf Pack knocked off Boise State in overtime.

Zach Sudfeld caught a swing pass in the right flat and was heading toward the goal line when the ball popped loose and linebacker J.C. Percy pounced on it in the end zone to end the threat.

"The air just goes right out of you on a play like that," Nevada coach Chris Ault said. "When you play a great defense like Boise, you can't do that."

D.J. Harper ran for 130 yards and a touchdown and Joe Southwick threw for two more scores to lead the No. 25 Broncos to a 27-21 victory Saturday.

Boise State earned a share of the Mountain West Conference title and ensured their nation's best seventh consecutive double-digit-win season.

Stefphon Jefferson ran for 139 yards and a touchdown and Fajardo passed for 203 yards and ran for 81 for the Wolf Pack (7-5, 4-4), who lost four of their last five games.

"We moved the ball well in the first half and had some things open," said Ault whose team lost four times at home this season for the first time in his 25-year career.

"But Cody was not sharp. We had things open and he didn't hit them. You have to hit them in a game like this," he said. "It's OK to make first down mistakes, third down mistakes but you can't make touchdown mistakes. And we made touchdown mistakes."

# UNIVERSITY OF NEVADA



**NEVADA**



**RECORD**

**BOOK**

**BOOK**

**2012**

# INDIVIDUAL RECORDS

Notes: Record book updated through 2012 regular season  
(bold indicates current player)

## CONVENTIONAL SCORING

### Career

1. Luke Kaepernick, 2007-10.....	362
Charvez Foger, 1985-88.....	362
3. Chris Lemon, 1996-99.....	336
4. Vai Taua, 2007-10.....	320
5. Frank Hawkins, 1977-80.....	264
6. Luke Lippincott, 2005-09.....	234
7. Trevor Insley, 1996-99.....	212
8. Chance Kretschmer, 2001-04.....	210
9. Bryan Reeves, 1991-93.....	210
10. <b>Stefphon Jefferson, 2010-.....</b>	<b>174</b>

### Season

1. <b>Stefphon Jefferson, 2012.....</b>	<b>138</b>
2. Vai Taua, 2010.....	132
3. Colin Kaepernick, 2010.....	120
4. Chris Lemon, 1997.....	114
5. Vai Taua, 2008.....	108
Luke Lippincott, 2007.....	108
Charvez Foger, 1985.....	108
8. Colin Kaepernick, 2009.....	104
9. Colin Kaepernick, 2008.....	102
Bryan Reeves, 1993.....	102

### Single Game

1. <b>Stefphon Jefferson v. Hawai`i, 2012.....</b>	<b>42</b>
2. Chance Kretschmer v. UTEP, 2001.....	36
3. Mike Ball v. UNLV, 2009.....	30
Luke Lippincott v. La. Tech, 2007.....	30
Johnny Gordon v. Texas A&M-Kings., 1984.....	30
Anthony Corley v. Cent. Ark., 1982.....	30
7. M. Motley v. Stockton Motor Base, 1942.....	27
8. <b>Cody Fajardo v. NMSU, 2011.....</b>	<b>24</b>
Vai Taua, v. UNLV, 2010.....	24
Colin Kaepernick v. Idaho, 2009.....	24
Vai Taua, v. New Mexico St., 2008.....	24
Luke Lippincott v. Utah State, 2007.....	24
Chris Lemon v. New Mexico St., 1997.....	24
Chris Singleton v. E. Wash. 1991.....	24
Ray Whalen v. Furman, 1990.....	24
Lucius Floyd v. Montana State, 1986.....	24
Frank Hawkins v. Idaho, 1980.....	24
B.J. Mitchell v. Idaho, 2005.....	24

## TOUCHDOWNS

### Career

1. Colin Kaepernick, 2007-10.....	60
Charvez Foger, 1985-88.....	60
3. Chris Lemon, 1996-99.....	56
4. Vai Taua, 2007-10.....	53
5. Frank Hawkins, 1977-80.....	44
6. Luke Lippincott, 2005-09.....	39
7. Trevor Insley, 1996-99.....	35
Bryan Reeves, 1991-93.....	35
Chance Kretschmer, 2001-04.....	35
10. <b>Stefphon Jefferson, 2010-.....</b>	<b>29</b>

### Season

1. <b>Stefphon Jefferson, 2010.....</b>	<b>23</b>
2. Vai Taua, 2010.....	22
3. Colin Kaepernick, 2010.....	20
4. Chris Lemon, 1997.....	19
5. Vai Taua, 2008.....	18
Luke Lippincott, 2007.....	18
Charvez Foger, 1985.....	18
8. Colin Kaepernick, 2009.....	17
Colin Kaepernick, 2008.....	17
Bryan Reeves, 1993.....	17
Frank Hawkins, 1978.....	17

## Single Game

1. <b>Stefphon Jefferson v. Hawai`i, 2012.....</b>	<b>7</b>
2. Chance Kretschmer v. UTEP, 2001.....	6
3. Mike Ball v. UNLV, 2009.....	5
Luke Lippincott v. La. Tech, 2007.....	5
Johnny Gordon v. Texas A&M-King., 1984.....	5
Anthony Corley v. C. Arkansas, 1982.....	5
7. <b>Cody Fajardo v. NMSU, 2011.....</b>	<b>4</b>
Vai Taua, v. UNLV, 2010.....	4
Colin Kaepernick v. Idaho, 2009.....	4
Vai Taua, v. New Mexico St., 2008.....	4
Luke Lippincott v. Utah State, 2007.....	4
B.J. Mitchell v. Idaho, 2005.....	4
Chris Lemon v. New Mexico St., 1997.....	4
Chris Singleton v. E. Wash, 1991.....	4
Lucius Floyd v. Montana St., 1986.....	4
Frank Hawkins v. Idaho, 1980.....	4
Marion Motley v. Stock. Motor Base, 1942.....	4

## KICK SCORING

### Career

1. Marty Zendejas, 1984-87.....	367
2. Brett Jaekle, 2005-08.....	361
3. Tony Zendejas, 1981-83.....	300
4. Damon Shea, 1995-1997.....	274
5. Damon Fine, 2001-04.....	213
6. Fernando Serrano, 1977-79.....	193
7. Charlie Lee, 1972-75.....	175
8. Kevin McKelvie, 1989-90.....	158
9. Bob Corley, 1947-49.....	130
Mike Phillips, 1998-2000.....	130

### Season

1. Damon Shea, 1996.....	115
2. Anthony Martinez, 2010.....	109
3. Marty Zendejas, 1985.....	107
4. Tony Zendejas, 1983.....	106
5. Brett Jaekle, 2008.....	105
6. Tony Zendejas, 1982.....	104
7. Marty Zendejas, 1984.....	101
8. Kevin McKelvie, 1990.....	100
9. Brett Jaekle, 2007.....	99
10. Marty Zendejas, 1986.....	95

### Single Game

1. Marty Zendejas v. Texas A&M-King., 1984.....	19
Tony Zendejas v. Idaho, 1983.....	19
Tony Zendejas v. Weber State, 1982.....	19
4. Marty Zendejas v. N. Arizona, 1985.....	18
5. Marty Zendejas v. Idaho State, 1984.....	17
6. Marty Zendejas v. Idaho State, 1987.....	16
Tony Zendejas v. N. Arizona, 1982.....	16
Damon Shea v. North Texas, 1996.....	16
Damon Fine v. Rice, 2001.....	16

## FIELD GOALS

### Career

1. Marty Zendejas, 1984-87.....	72 of 90
2. Tony Zendejas, 1981-83.....	70 of 86
3. Brett Jaekle, 2005-08.....	50 of 64
4. Damon Fine, 2001-04.....	50 of 75
5. Damon Shea, 1995-96.....	41 of 52
6. Kevin McKelvie, 1989-90.....	33 of 42
7. Fernando Serrano, 1977-79.....	29 of 54
Charlie Lee, 1972-75.....	29 of 55

### Season

1. Tony Zendejas, 1982.....	26 of 33
2. Marty Zendejas, 1984.....	22 of 27
3. Kevin McKelvie, 1990.....	21 of 24
Tony Zendejas, 1981.....	21 of 24
5. Damon Shea, 1996.....	20 of 22
6. Marty Zendejas, 1985.....	19 of 24
7. Marty Zendejas, 1987.....	17 of 21
8. Brett Jaekle, 2007.....	16 of 21
9. Damon Fine, 2001.....	15 of 23
10. Brett Jaekle, 2008.....	14 of 17
Marty Zendejas, 1986.....	14 of 18

## Single Game

1. Tony Zendejas v. Weber State, 1982.....	5 of 5
Marty Zendejas v. Idaho State, 1984.....	5 of 5
Marty Zendejas v. N. Arizona, 1985.....	5 of 5
Damon Fine v. Rice, 2001.....	5 of 5
5. Tony Zendejas v. Idaho, 1983.....	5 of 6
6. Tony Zendejas v. N. Arizona, 1982.....	5 of 7
7. Kevin McKelvie v. E. Wash, 1990.....	4 of 4
Charlie Lee v. CS Northridge, 1974.....	4 of 4
Marty Zendejas v. Idaho St., 1987.....	4 of 4
Brett Jaekle v. Miami, 2006.....	4 of 4

## POINTS AFTER TOUCHDOWNS

### Career

1. Brett Jaekle, 2005-08.....	211 of 221
2. Marty Zendejas, 1984-87.....	169 of 171
3. Damon Shea, 1995-1997.....	157 of 163
4. Damon Fine, 2001-04.....	129 of 141
5. Fernando Serrano, 1977-79.....	106 of 125
6. Bob Corley, 1947-49.....	97 of 136
7. Tony Zendejas, 1981-83.....	90 of 94
8. Charlie Lee, 1972-75.....	88 of 97
9. Anthony Martinez, 2010-.....	84 of 86

### Season

1. Anthony Martinez, 2010.....	76 of 77
2. Brett Jaekle, 2008.....	63 of 63
3. Damon Shea, 1995.....	61 of 63
4. Ricky Drake, 2009.....	60 of 64
5. Rick Schwendinger, 1991.....	57 of 62
6. Damon Shea, 1995.....	55 of 56
7. Marty Zendejas, 1986.....	53 of 54
8. Brett Jaekle, 2007.....	51 of 54
9. <b>Allen Hardison, 2012.....</b>	<b>50 of 51</b>
Brett Jaekle, 2005.....	50 of 53
Marty Zendejas, 1985.....	50 of 54

### Single Game

1. Ricky Drake v. Idaho, 2009.....	10 of 10
2. Anthony Martinez v. Idaho, 2010.....	9 of 9
Ricky Drake v. UNLV, 2009.....	9 of 9
Mike Phillips v. Cal Poly, 1998.....	9 of 9
Damon Shea v. New Mexico St., 1996.....	9 of 9
Damon Shea v. Kent, 1996.....	9 of 9
Phillip Stamper v. Tex. Southern, 1993.....	9 of 9
Fernando Serrano v. W. Wash., 1978.....	9 of 9
<b>Allen Hardison v. Hawai`i, 2012.....</b>	<b>9 of 10</b>
Fernando Serrano v. Sac. St., 1977.....	9 of 10

## TOTAL OFFENSE

### Career

1. Colin Kaepernick, 2007-10.....	14,210
2. David Neill, 1998-01.....	11,145
3. Eric Beavers, 1983-86.....	9,028
4. Fred Gatlin, 1989-92.....	8,568
5. Jeff Rowe, 2002-2006.....	8,423
6. Chris Vargas, 1990-93.....	8,181
7. Mike Maxwell, 1993-95.....	7,129
8. John Dutton, 1996-97.....	6,216
9. Jeff Tisdell, 1974-77.....	6,050
10. <b>Cody Fajardo, 2011-.....</b>	<b>5,912</b>

### Season

1. Chris Vargas, 1993.....	4,332
2. Colin Kaepernick, 2010.....	4,228
3. Colin Kaepernick, 2008.....	3,979
4. Mike Maxwell, 1995.....	3,623
5. David Neill, 1999.....	3,611
6. Zack Threadgill, 2002.....	3,534
7. John Dutton, 1997.....	3,522
8. <b>Cody Fajardo, 2012.....</b>	<b>3,511</b>
9. Mike Maxwell, 1994.....	3,498
10. David Neill, 1998.....	3,351
Colin Kaepernick, 2009.....	3,235

# INDIVIDUAL RECORDS

## Single Game

- David Neill v. New Mexico St., 1998..... 582
- John Dutton v. Boise State, 1997..... 568
- Mike Maxwell v. UNLV, 1995..... 543
- Mike Maxwell v. La. Tech, 1995..... 540
- Chris Vargas v. UNLV, 1993..... 537
- David Neill v. San Jose State, 2001..... 507
- Chris Vargas v. Utah State, 1993..... 507
- Chris Vargas v. San Jose State, 1993..... 501
- David Neill v. Idaho, 1998..... 498
- Eric Bennett v. San Jose State, 1995..... 494

## RUSHING YARDS

### Career

- Frank Hawkins, 1977-80..... 5,333
- Vai Taua, 2007-10..... 4,588
- Charvez Foger, 1985-88..... 4,484
- Chris Lemon, 1996-99..... 4,246
- Colin Kaepernick, 2007-10..... 4,112
- Chance Kretschmer, 2001-04..... 3,782
- Luke Lippincott, 2005-09..... 3,014
- Anthony Corley, 1980-83..... 2,677
- John Vicari, 1977-80..... 2,539
- Otto Kelly, 1980-83..... 2,284

### Season (1,000-yard rushers)

- Chance Kretschmer, 2001..... 1,732
- Frank Hawkins, 1980..... 1,719
- Steffphon Jefferson, 2012..... 1,703**
- Frank Hawkins, 1979..... 1,683
- Vai Taua, 2010..... 1,610
- Vai Taua, 2008..... 1,521
- Frank Hawkins, 1978..... 1,445
- Luke Lippincott, 2007..... 1,420
- B.J. Mitchell, 2005..... 1,399
- Vai Taua, 2009^..... 1,345
- Charvez Foger, 1988..... 1,287
- Charvez Foger, 1985..... 1,241
- Anthony Corley, 1982..... 1,222
- Colin Kaepernick, 2010\*..... 1,206
- Colin Kaepernick, 2009^..... 1,183
- Chris Lemon, 1999..... 1,170
- Chance Kretschmer, 2003..... 1,162
- Chris Lemon, 1998..... 1,154
- Colin Kaepernick, 2008..... 1,130
- Wayne Ferguson, 1977..... 1,128
- Matt Milton, 2002..... 1,108
- Otto Kelly, 1983..... 1,090
- Marcellus Chrishon, 1994..... 1,076
- Lucius Floyd, 1986..... 1,066
- Chris Lemon, 1997..... 1,055
- Kin Minor, 1995..... 1,052
- Luke Lippincott, 2009^..... 1,034
- Anthony Corley, 1983..... 1,006

\* - Most by a quarterback.

^ - Only team in NCAA history to have three 1,000-yard rushers in the same season.

### Single Game (200-yard rushers)

- Chance Kretschmer v. UTEP, 2001..... 327
- Lucius Floyd v. Montana State, 1986..... 305
- Frank Hawkins v. S.F. State, 1978..... 293
- Anthony Corley v. Weber State, 1982..... 274
- Frank Hawkins v. Idaho, 1980..... 268
- Vai Taua v. Fresno State, 2008..... 263
- Otto Kelly v. Idaho, 1983..... 252
- Steffphon Jefferson v. N'West. St., 2012 247**
- Chance Kretschmer v. La. Tech, 2001..... 242
- Luke Lippincott, v. Utah St., 2007..... 241
- Colin Kaepernick v. UNLV, 2008..... 240
- Colin Kaepernick v. Idaho, 2009..... 230
- Earnie O'Leary v. S.F. State, 1973..... 226
- Frank Hawkins v. Idaho, 1979..... 217
- Charvez Foger v. Idaho State, 1988..... 206
- Frank Hawkins v. Montana, 1980..... 202
- Frank Hawkins v. Weber State, 1979..... 201

## RUSHING ATTEMPTS

### Career

- Frank Hawkins, 1977-80..... 947
- Chris Lemon, 1996-99..... 904
- Chance Kretschmer, 2001-2004..... 873
- Charvez Foger, 1985-88..... 866

- Vai Taua, 2007-10..... 711
- Colin Kaepernick, 2007-10..... 600
- Anthony Corley, 1980-83..... 554
- John Vicari, 1977-80..... 539
- Luke Lippincott, 2005-09..... 512
- B.J. Mitchell, 2002-05..... 481

### Season

- Steffphon Jefferson, 2012..... 341**
- Frank Hawkins, 1980..... 307
- Chance Kretschmer, 2001\*..... 302
- Charvez Foger, 1988..... 298
- Frank Hawkins, 1979..... 293
- Vai Taua, 2010..... 284
- Luke Lippincott, 2007..... 267
- B.J. Mitchell, 2005..... 261
- Frank Hawkins, 1978..... 259
- Chris Lemon, 1998..... 253

\*NCAA freshman record

### Single Game

- Chance Kretschmer v. UTEP, 2001..... 45
- Chris Lemon v. UNLV, 1998..... 44
- Ray Whalen v. Boise State, 1990..... 44
- Charvez Foger v. Idaho State, 1988..... 43
- Steffphon Jefferson v. Texas St., 2012..... 40**
- Anthony Corley v. Pacific, 1983..... 40
- Anthony Corley v. Weber State, 1982..... 39
- Charvez Foger v. Weber State, 1988..... 38
- Ray Whalen v. Weber State, 1990..... 37
- Luke Lippincott, 2007..... 36
- Earnie O'Leary v. S.F. State, 1973..... 36

## RUSHING TOUCHDOWNS

### Career

- Colin Kaepernick, 2007-10\*..... 59
- Chris Lemon, 1996-99..... 53
- Charvez Foger, 1985-88..... 52
- Vai Taua, 2007-10..... 45
- Frank Hawkins, 1977-80..... 39
- Chance Kretschmer, 2001-04..... 35
- Luke Lippincott, 2005-09..... 34
- Steffphon Jefferson, 2010..... 28**
- Earnie O'Leary, 1970-73..... 25
- B.J. Mitchell, 2002-05..... 25

\*NCAA quarterback record

### Season

- Steffphon Jefferson, 2012..... 22**
- Colin Kaepernick, 2010..... 20
- Vai Taua, 2010..... 19
- Chris Lemon, 1997..... 19
- Colin Kaepernick, 2008..... 17
- Colin Kaepernick, 2009..... 16
- Vai Taua, 2008..... 15
- Luke Lippincott, 2007..... 15
- Chance Kretschmer, 2001..... 15
- Frank Hawkins, 1978..... 15

### Single Game

- Steffphon Jefferson, v. Hawai'i, 2012..... 6**
- Chance Kretschmer v. UTEP, 2001..... 6
- Mike Ball v. UNLV, 2009..... 5
- Johnny Gordon v. Texas A&M-Kings, 1984..... 5
- Colin Kaepernick v. Idaho, 2009..... 4
- Luke Lippincott v. La. Tech, 2007..... 4
- Luke Lippincott v. Boise St., 2007..... 4
- Chris Lemon v. New Mexico State, 1997..... 4
- Ray Whalen v. Furman, 1990..... 4
- Lucius Floyd v. Montana State, 1986..... 4
- Frank Hawkins v. Idaho, 1980..... 4
- B.J. Mitchell v. Idaho, 2005..... 4

## PASSING YARDS

### Career

- David Neill, 1998-2001..... 10,901
- Colin Kaepernick, 2007-10..... 10,098
- Eric Beavers, 1983-86..... 8,629
- Fred Gatlin, 1989-92..... 8,312
- Chris Vargas, 1990-93..... 8,130
- Jeff Rowe, 2002-2006..... 7,862
- Mike Maxwell, 1993-95..... 7,256
- John Dutton, 1996-97..... 6,276
- Jeff Tisdell, 1974-77..... 6,098
- Jim Zaccheo, 1987-88..... 4,750

## Season

- Chris Vargas, 1993..... 4,265
- Mike Maxwell, 1995..... 3,611
- Mike Maxwell, 1994..... 3,537
- John Dutton, 1997..... 3,526
- Zack Threadgill, 2002..... 3,418
- David Neill, 1999..... 3,402
- David Neill, 1998..... 3,249
- Jeff Rowe, 2005..... 2,925
- Colin Kaepernick, 2008..... 2,849
- Colin Kaepernick, 2010..... 3,022

### Single Game (450+ Games)

- David Neill v. New Mexico State, 1998..... 611
- John Dutton v. Boise State, 1997..... 557
- Mike Maxwell v. UNLV, 1995..... 552
- Chris Vargas v. UNLV, 1993..... 538
- Mike Maxwell v. La. Tech, 1995..... 535
- Chris Vargas v. Utah State, 1993..... 518
- Eric Bennett v. San Jose State, 1995..... 492
- David Neill v. Idaho, 1998..... 480
- David Neill v. San Jose State, 2001..... 474
- John Dutton v. Idaho, 1997..... 470
- Chris Vargas v. McNeese State, 1992..... 466
- John Dutton v. North Texas, 1997..... 460
- Chris Vargas v. San Jose State, 1993..... 457
- Chris Vargas v. Weber State, 1993..... 451

## PASSING TOUCHDOWNS

### Career

- Colin Kaepernick, 2007-10..... 82
- Eric Beavers, 1983-86..... 78
- David Neill, 1998-2001..... 73
- Fred Gatlin, 1989-92..... 63
- Mike Maxwell, 1993-95..... 62
- Chris Vargas, 1990-93..... 60
- Jeff Tisdell, 1974-77..... 59
- Jeff Rowe, 2002-2006..... 54
- John Dutton, 1996-97..... 42
- Larry Worman, 1977-79..... 40

### Season

- Chris Vargas, 1993..... 34
- Mike Maxwell, 1995..... 33
- David Neill, 1998..... 29
- Mike Maxwell, 1994..... 29
- Eric Beavers, 1985..... 27
- Zack Threadgill, 2002..... 26
- Jeff Tisdell, 1976..... 26
- Eric Beavers, 1986..... 25
- Jeff Tisdell, 1977..... 25
- Colin Kaepernick, 2008..... 22
- John Dutton, 1996..... 22
- Stan Heath, 1948..... 22

### Single Game

- Mike Maxwell v. UNLV, 1995..... 7
- Mike Maxwell v. La.-Monroe, 1995..... 7
- Chris Vargas v. UNLV, 1993..... 7
- David Neill v. Idaho, 1998..... 5
- John Dutton v. Boise State, 1997..... 5
- John Dutton v. Arkansas State, 1996..... 5
- Mike Maxwell v. La. Tech, 1995..... 5
- Chris Vargas v. Utah State, 1992 (2nd half)..... 5
- Fred Gatlin v. Western Illinois, 1990..... 5
- Fred Gatlin v. N. Arizona, 1989..... 5
- Larry Worman v. South Dakota, 1978..... 5
- Stan Heath v. Oklahoma City, 1948..... 5

# INDIVIDUAL RECORDS

## PASSING COMPLETIONS

### Career

1. David Neill, 1998-2001.....	763
2. Colin Kaepernick, 2007-10.....	740
3. Jeff Rowe, 2002-2006.....	682
4. Eric Beavers, 1983-86.....	642
5. Chris Vargas, 1990-93.....	625
6. Fred Gatlin, 1989-92.....	613
7. Mike Maxwell, 1993-95.....	560
8. John Dutton, 1996-97.....	447
9. Jeff Tisdell, 1974-77.....	394
10. <b>Cody Fajardo, 2011-</b> .....	<b>374</b>

### Season

1. Chris Vargas, 1993.....	331
2. Mike Maxwell, 1995.....	277
3. Zack Threadgill, 2002.....	275
4. Mike Maxwell, 1994.....	271
5. David Neill, 1999.....	247
6. Jeff Rowe, 2005.....	241
7. Colin Kaepernick, 2010.....	233
8. John Dutton, 1997.....	225
9. <b>Cody Fajardo, 2012</b> .....	<b>224</b>
10. John Dutton, 1996.....	222

### Single Game

1. Chris Vargas v. McNeese State, 1992.....	43
2. Mike Maxwell v. UNLV, 1995.....	41
3. Mike Maxwell v. Toledo, 1995.....	38
4. Chris Vargas v. Weber State, 1993.....	37
5. Mike Maxwell v. San Diego State, 1995.....	36
Chris Vargas v. Arkansas State, 1993.....	36
Chris Vargas v. N. Illinois, 1993.....	36
8. David Neill v. Colorado State, 1999.....	35
Mike Maxwell v. La. Tech, 1995.....	35
Mike Maxwell v. La.-Monroe, 1995.....	35
Chris Vargas v. San Jose State, 1993.....	35

## PASSING ATTEMPTS

### Career

1. David Neill, 1998-2001.....	1,374
2. Colin Kaepernick, 2007-10.....	1,271
3. Jeff Rowe, 2002-2006.....	1,122
4. Fred Gatlin, 1989-92.....	1,116
5. Eric Beavers, 1983-86.....	1,095
6. Chris Vargas, 1990-93.....	1,027
7. Mike Maxwell, 1993-95.....	881
8. Jeff Tisdell, 1974-77.....	776
9. John Dutton, 1996-97.....	701
10. Zack Threadgill, 1999-02.....	622

### Season

1. Chris Vargas, 1993.....	490
2. Zack Threadgill, 2002.....	451
3. Mike Maxwell, 1994.....	447
4. David Neill, 1999.....	423
5. Mike Maxwell, 1995.....	409
6. Jeff Rowe, 2005.....	389
7. Colin Kaepernick, 2007.....	383
8. John Dutton, 1997.....	367
9. Colin Kaepernick, 2010.....	359
10. David Neill, 2000.....	353

### Single Game

1. Chris Vargas v. McNeese State, 1992.....	75
2. Mike Maxwell v. San Diego State, 1995.....	61
3. Chris Vargas v. Weber State, 1993.....	58
4. David Neill v. New Mexico State, 1998.....	57
Mike Maxwell v. Toledo, 1995.....	57
6. Chris Vargas v. Utah State, 1993.....	56
7. John Dutton v. Oregon, 1997.....	55
Mike Maxwell vs Boise State, 1994.....	55
9. Mike Maxwell v. UNLV, 1995.....	54
Chris Vargas v. Arkansas State, 1993.....	54
Zack Threadgill v. UTEP, 2002.....	54

## PASSING INTERCEPTIONS

### Career

1. Fred Gatlin, 1989-92.....	46
2. Chris Vargas, 1990-93.....	42
3. Eric Beavers, 1983-86.....	37
4. Jeff Tisdell, 1974-77.....	34
John Barnes, 1967-69.....	34
6. Mike Maxwell, 1993-95.....	33
David Neill, 1998-2001.....	33
Jeff Rowe, 2002-2006.....	33
9. Paul Silvia, 1970-71.....	28
10. Jim Zaccheo, 1987-88.....	27
Chris Ault, 1965-67.....	27

### Season

1. John Barnes, 1969.....	23
2. Chris Vargas, 1993.....	18
3. Mike Maxwell, 1995.....	17
Zack Threadgill, 2002.....	17
5. Chris Vargas, 1992.....	16
6. Chris Ault, 1966.....	15
Mike Maxwell, 1994.....	15
8. Fred Gatlin, 1991.....	14
Jim Zaccheo, 1988.....	14
Jeff Tisdell, 1976.....	14
Gene Watkins, 1972.....	14
Paul Silvia, 1971.....	14
Paul Silvia, 1970.....	14

### Single Game

1. Mike Maxwell v. San Diego State, 1995.....	5
Chris Vargas v. McNeese State, 1992.....	5
Chris Vargas v. Weber State, 1993.....	5
4. Chris Vargas v. Wisconsin, 1993.....	4
Steve Backster v. E. Washington, 1989.....	4
John Barnes (twice).....	4
Marshall Sperbeck (three times).....	4
Jim Zaccheo v. Boise State, 1988.....	4
Eric Beavers v. Southern Illinois, 1983.....	4
Larry Worman v. Massachusetts, 1978.....	4
Jeff Rowe at Boise State, 2005.....	4

## RECEPTIONS

### Career

1. Trevor Insley, 1996-99.....	298
2. Geoff Noisy, 1995-98.....	295
3. Nate Burleson, 2000-02.....	248
4. Bryan Reeves, 1991-93.....	234
5. Alex Van Dyke, 1994-95.....	227
6. Nichiren Flowers, 2002-05.....	214
7. Caleb Spencer, 2004-06.....	189
8. Jeff Wright, 1976-79.....	175
9. Tony Logan, 1985-88.....	166
10. Damond Wilkins, 1995-96.....	165

### Season

1. Nate Burleson, 2002.....	138
2. Trevor Insley, 1999.....	134
3. Alex Van Dyke, 1995.....	129
4. Damond Wilkins, 1996.....	114
5. Geoff Noisy, 1996.....	98
Alex Van Dyke, 1994.....	98
7. Geoff Noisy, 1998.....	94
8. Rishard Matthews.....	91
Bryan Reeves, 1993.....	91
Nichiren Flowers, 2004.....	91

### Single Game

1. Nate Burleson v. UTEP, 2002.....	19
2. Geoff Noisy v. Arkansas State, 1996.....	18
Geoff Noisy v. Oregon, 1997.....	18
Alex Van Dyke v. UNLV, 1995.....	18
Alex Van Dyke v. Toledo, 1995.....	18
6. Trevor Insley v. Colorado State, 1999.....	17
7. Alex Van Dyke v. La. Tech, 1995.....	16
Bryan Reeves v. CS Fullerton, 1992.....	16
9. Alex Van Dyke v. La.-Monroe, 1995.....	15
Alex Van Dyke vs Fresno State, 1994.....	15
Bryan Reeves v. San Jose State, 1992.....	15
Ross Ortega v. Furman, 1990.....	15

## RECEIVING YARDS

### Career (1,500+ Yards)

1. Trevor Insley, 1996-99.....	5,005
2. Geoff Noisy, 1995-98.....	4,249
3. Bryan Reeves, 1991-93.....	3,408
4. Nate Burleson, 1999-02.....	3,287
5. Alex Van Dyke, 1994-95.....	3,100
6. Jeff Wright, 1976-79.....	3,034
7. Tony Logan, 1985-88.....	2,922
8. Marko Mitchell, 2006-08.....	2,763
9. Nichiren Flowers, 2002-05.....	2,648
10. Bryan Calder, 1984-86.....	2,559
11. Rishard Matthews, 2010-11.....	2,243
12. Caleb Spencer, 2004-2006.....	2,214
13. Mike Senior, 1991-94.....	2,074
14. Brandon Wimberly, 2009-.....	2,003
15. Damond Wilkins, 1995-96.....	1,873
16. Treاملة Taylor, 1989-90.....	1,845
17. Tim Fleming, 2000-03.....	1,749
18. Michael Stephens, 1992-93.....	1,699

### Season (1,000+ Yards)

1. Trevor Insley, 1999.....	2,060
2. Alex Van Dyke, 1995.....	1,854
3. Nate Burleson, 2002.....	1,629
4. Geoff Noisy, 1996.....	1,435
5. Geoff Noisy, 1998.....	1,405
6. Rishard Matthews, 2011.....	1,364
7. Alex Van Dyke, 1994.....	1,246
8. Bryan Reeves, 1993.....	1,228
9. Trevor Insley, 1998.....	1,220
10. Geoff Noisy, 1997.....	1,184
11. Trevor Insley, 1997.....	1,151
12. Marko Mitchell, 2008.....	1,141
13. Marko Mitchell, 2007.....	1,129
14. Nichiren Flowers, 2004.....	1,126
15. Damond Wilkins, 1996.....	1,121
16. Bryan Reeves, 1992.....	1,114
17. Tony Logan, 1987.....	1,099
18. Tony Logan, 1988.....	1,098
19. Michael Stephens, 1993.....	1,062
20. Treاملة Taylor, 1989.....	1,033

### Single Game (200+ Yards)

1. Nate Burleson v. San Jose State, 2001.....	326
2. Alex Van Dyke v. San Jose State, 1995.....	314
3. Treاملة Taylor v. Montana, 1989.....	299
4. Geoff Noisy v. Utah State, 1996.....	296
5. Geoff Noisy v. New Mexico State, 1998.....	283
6. Alex Van Dyke vs La. Tech, 1995.....	272
7. Trevor Insley v. North Texas, 1999.....	263
8. Geoff Noisy v. Idaho, 1998.....	259
9. Trevor Insley v. Idaho, 1999.....	254
10. Bryan Reeves v. Utah State, 1993.....	249
11. Ross Ortega v. Furman, 1990.....	247
12. Trevor Insley v. Utah State, 1999.....	242
13. Alex Van Dyke v. UNLV, 1995.....	230
14. Chris Singleton v. Weber State, 1991.....	225
15. Rishard Matthews v. UNLV, 2011.....	220
16. Trevor Insley v. Boise State, 1997.....	217
17. Nate Burleson v. BYU, 2002.....	215
18. Trevor Insley v. Oregon, 1999.....	212
Mike Senior v. UNLV, 1993.....	212
20. Rishard Matthews v. Utah State, 2011.....	205

## RECEIVING TOUCHDOWNS

### Career

1. Trevor Insley, 1996-99.....	35
2. Bryan Reeves, 1990-93.....	32
3. Tony Logan, 1985-88.....	27
Jeff Wright, 1976-79.....	27
5. Alex Van Dyke, 1994-95.....	26
6. Marko Mitchell, 2006-08.....	22
Nate Burleson, 1999-02.....	22
Bryan Calder, 1983-86.....	22
9. Geoff Noisy, 1995-98.....	21
10. Scott Threde, 1983-86.....	18

# INDIVIDUAL RECORDS

Note: (bold indicates current player)

## Season

1. Bryan Reeves, 1993.....	17
2. Alex Van Dyke, 1995.....	16
3. Trevor Insley, 1999.....	13
4. Nate Bursleson, 2002.....	12
Steve McHenry, 1995.....	12
Tony Logan, 1987.....	12
7. Trevor Insley, 1998.....	11
Jeff Wright, 1978.....	11
9. Marko Mitchell, 2008.....	10
Alex Van Dyke, 1994.....	10
Bryan Reeves, 1992.....	10
Tony Logan, 1988.....	10

## Single Game

1. Chris Singleton v. E. Washington, 1991.....	4
<b>2. Aaron Bradley v. Idaho, 2011.....</b>	<b>3</b>
Adam Bishop v. Nicholls State, 2007.....	3
Geoff Noisy v. Idaho, 1998.....	3
Alex Van Dyke v. San Jose State, 1995.....	3
Alex Van Dyke v. UNLV, 1995.....	3
Alex Van Dyke v. La. Tech, 1995.....	3
Steve McHenry v. La.-Monroe, 1995.....	3
Alex Van Dyke v. Fresno State, 1994.....	3
Alex Van Dyke v. New Mexico State, 1994.....	3
Bryan Reeves v. San Jose State, 1993.....	3
Bryan Reeves v. Utah State, 1993.....	3
Bryan Reeves v. Utah State, 1992.....	3
Treamelle Taylor v. Western Illinois, 1990.....	3
Tony Logan v. Northern Arizona, 1987.....	3
Alphonso Williams v. N. Iowa, 1982.....	3
Jeff Wright v. South Dakota, 1978.....	3
Steve Senini v. W. Montana, 1977.....	3
Tommy Kalmanir v. Oklahoma City, 1948.....	3
Tommy Kalmanir v. Santa Clara, 1946.....	3

## INTERCEPTIONS

### Career

1. Greg Grouwinkel, 1972-74.....	20
2. Joe Peterson, 1983-86.....	19
3. Alex Willis, 1975-78.....	18
4. Ken Byrne, 1967-70.....	17
Tony Shaw, 1981-83.....	17
6. Darnell Hasson, 1993-96.....	15
Patrick Hunter, 1982-85.....	15
Mike Brown, 1985-88.....	15
9. Nick Hawthorne, 2003-06.....	14
Xavier Kairy, 1989-92.....	14

### Season

1. Greg Grouwinkel, 1974.....	9
Tony Shaw, 1983.....	9
3. Greg Grouwinkel, 1972.....	7
Joe Peterson, 1986.....	7
5. Darnell Hasson, 1996.....	6
William Duckett, 1991.....	6
William Duckett, 1989.....	6
Mike Brown, 1987.....	6
Bernard Ellison, 1987.....	6
Patrick Hunter, 1985.....	6
Lee Fobbs, 1979.....	6
Jim Jamison, 1966.....	6
Joe Garcia, 2006.....	6

## Single Game

1. Greg Grouwinkel v. Portland State, 1974.....	4
---	---

## INTERCEPTION RETURN YARDS

### Career

1. Greg Grouwinkel, 1972-74.....	337
2. Nick Hawthorne, 2003-06.....	288
3. Xavier Kairy, 1989-92.....	229
4. Tony Shaw, 1981-83.....	223
5. William Duckett, 1989-92.....	208
<b>6. Khalid Wooten, 2009-.....</b>	<b>206</b>
7. Bernard Ellison, 1986-90.....	205
8. Darnell Hasson, 1993-96.....	187
9. Joe Garcia, 2005-06.....	138
10. Jonathon Amaya, 2006-09.....	128

8. Tom Reed, 1967-69.....	165
9. Darnell Hasson, 1993-95.....	162
10. Joe Peterson, 1983-86.....	155

## Season

1. William Duckett, 1991.....	176
2. Tony Shaw, 1983.....	151
3. Daryl McCoy, 1985.....	139
Greg Grouwinkel, 1974.....	139
Greg Grouwinkel, 1972.....	139
6. Greg Newhouse, 1973.....	126
7. Joe Peterson, 1986.....	119
8. Alex Willis, 1975.....	114
9. Tom Reed, 1967.....	102

## Single Game

1. Scott Nader v. Hayward State, 1972.....	96
2. Marion Motley v. USF, 1942.....	95
<b>3. Khalid Wooten v. NMSU, 2010.....</b>	<b>90</b>
4. Daryl McCoy v. Montana State, 1985.....	87
5. Jonathon Amaya v. Nebraska, 2007.....	80
6. Steve Knapp v. Idaho, 1979.....	80
<b>7. Khalid Wooten v. Hawai'i, 2012.....</b>	<b>78</b>
William Duckett v. N. Arizona, 1991.....	70
9. Mack Carminer v. Fresno State, 1998.....	66
Tom Foster v. Westminster, 1977.....	66

## KICKOFF RETURNS

### Career

1. Mike Ball, 2009-2011.....	70
<b>2. Kendall Brock, 2011-.....</b>	<b>57</b>
3. Paul Williams, 1975-77.....	55
4. Ronnie Hardiman, 2000-03.....	54
5. Dwayne Sanders, 2006-09.....	49
Tony Logan, 1985-88.....	49
7. Alex Van Dyke, 1994-95.....	47
8. Harry Williams, 1987.....	42
9. Chris Wellington, 2007-10.....	30
10. Alphonso Williams, 1981-83.....	29

### Season

1. Harry Williams, 1987.....	42
2. Mike Ball, 2010.....	34
3. Mike Ball, 2009.....	31
<b>4. Kendall Brock, 2012.....</b>	<b>29</b>
<b>5. Kendall Brock, 2011.....</b>	<b>28</b>
5. Mike Smith, 1974.....	27
Tony Logan, 1986.....	27
7. Alex Van Dyke, 1995.....	26
8. Brian Fludd, 2008.....	24
9. Chris Lemon, 1996.....	23
Paul Williams, 1977.....	23

## Single Game

1. Lucius Floyd v. CS Fullerton, 1984.....	8
2. Alex Van Dyke v. Toledo, 1995.....	7
Mike Smith v. Colorado State, 1974.....	7
4. Several at.....	6

## KICKOFF RETURN YARDS

### Career

1. Mike Ball, 2009-.....	1,695
2. Paul Williams, 1975-77.....	1,339
<b>3. Kendall Brock, 2011-.....</b>	<b>1,272</b>
Dwayne Sanders, 2006-09.....	1,174
4. Ronnie Hardiman, 2000-03.....	1,148
5. Alex Van Dyke, 1994-95.....	1,034
6. Tony Logan, 1985-88.....	984
7. Harry Williams, 1987.....	842
8. Mike Smith, 1974.....	774
9. Del Bates, 1998-2000.....	721
10. Treamelle Taylor, 1989-90.....	687

### Season

1. Harry Williams, 1987.....	842
2. Mike Ball, 2010.....	833
3. Mike Smith, 1974.....	774
4. Mike Ball, 2009.....	768
<b>5. Kendall Brock, 2012.....</b>	<b>668</b>
6. Tony Logan, 1986.....	665
<b>7. Kendall Brock, 2011.....</b>	<b>604</b>
8. Alex Van Dyke, 1995.....	583
9. Dwayne Sanders, 2006.....	550
10. Brian Fludd, 2008.....	530

## Single Game

1. Mike Smith v. Colorado State, 1974.....	195
2. Chris Singleton v. Texas Southern, 1992.....	180
3. Treamelle Taylor v. Idaho State, 1990.....	164
4. Alex Van Dyke v. Toledo, 1995.....	162
5. Mike Ball v. Fresno St., 2010.....	160
6. Mike Ball v. Hawaii, 2010.....	148
7. Dwayne Sanders v. Boise State, 2007.....	144
8. Dwayne Sanders v. Hawaii, 2006.....	142
<b>9. Kendall Brock v. Fresno St., 2012.....</b>	<b>138</b>
10. Del Bates v. Boise State, 1998.....	129
Lucius Floyd v. CS Fullerton, 1984.....	129

## KICKOFF RETURN AVERAGE

### Career (Minimum 15 returns)

1. Mike Smith, 1974 (27/774).....	28.7
2. Chris Singleton, 1992 (17/497).....	25.9
3. Treamelle Taylor, 1989-90 (27/687).....	25.4
4. Paul Williams, 1975-77 (55/1,339).....	24.4
5. Mike Ball, 2009- (65-1601).....	24.2
6. Dwayne Sanders, 2006-09 (49/1,174).....	24.0
7. Jeff Jones, 1979-80 (24/475).....	22.6
<b>8. Kendall Brock, 2011-12 (57/1,272).....</b>	<b>22.3</b>
9. Brian Fludd, 2007-08 (24/530).....	22.1
10. Alex Van Dyke, 1994-95 (47/1034).....	22.0
11. Art Bayer, 1965-66 (24/522).....	21.8

### Season (Minimum 10 returns)

1. Chris Singleton, 1992 (17/497).....	29.2
2. Mike Smith, 1974 (27/774).....	28.7
3. Paul Williams, 1976 (15/420).....	28.0
4. Treamelle Taylor, 1990 (17/446).....	26.2
5. Jeff Jones, 1980 (10/260).....	26.0
6. Paul Williams, 1975 (17/438).....	25.7
7. Del Bates, 1998 (16/402).....	25.1
8. Dwayne Sanders, 2006 (22/550).....	25.0
9. Mike Ball, 2009 (31-768).....	24.8
10. Mike Ball, 2010 (34-833).....	24.5

### Single Game (Minimum 2 returns)

1. Chris Singleton v. Texas Southern, 1992 (3 for 180).....	60.0
Tommy Kalmanir v. Montana State, 1946 (2 for 120).....	60.0
3. Mike Ball v. Colorado State, 2009 (2 for 98).....	49.0
4. Lucius Floyd v. Montana State, 1984 (2 for 93).....	46.5
5. Del Bates v. Boise State, 1998 (3 for 129).....	43.0

## PUNT RETURNS

### Career

1. Don Morgan, 1995-98.....	79
2. Bryan Reeves, 1991-93.....	77
Jeff Wright, 1976-79.....	77
4. Brian Kaskie, 1984-87.....	69
5. Bill Marioni, 1970-72.....	59
6. Treamelle Taylor, 1989-90.....	55
7. Billie Byrd, 1978,80-81.....	50
8. Rishard Matthews, 2010-11.....	48
Tim Maloy, 1976-78.....	48
10. Larry Getz, 1968-69.....	38

### Season

1. Billie Byrd, 1980.....	44
2. Rishard Matthews, 2011.....	43
3. Tim Maloy, 1978.....	42
4. Don Morgan, 1996.....	36
5. Treamelle Taylor, 1990.....	35
6. Bryan Reeves, 1991.....	30
7. Jeff Wright, 1978.....	29
Tony Logan, 1988.....	29
9. Brian Kaskie, 1985.....	28
10. Bill Marioni, 1971.....	26
Brian Kaskie, 1984.....	26

## Single Game

1. Tim Maloy v. South Dakota, 1978.....	9
2. Several players tied with.....	6



# INDIVIDUAL RECORDS

## PUNT RETURN YARDS

### Career

1. Don Morgan, 1995-98.....	771
2. Jeff Wright, 1976-79.....	737
3. Bryan Reeves, 1991-93.....	699
4. Bill Marioni, 1970-72.....	667
5. Treamele Taylor, 1989-90.....	662
6. Brian Kaskie, 1984-87.....	586
7. Rishard Matthews, 2010-11.....	551
8. Tim Maloy, 1976-78.....	449
9. Alex Rosenblum, 2003-07.....	402
10. Billie Byrd, 1978, 80-81.....	342

### Season

1. Don Morgan, 1996.....	435
2. Tim Maloy, 1978.....	392
3. Treamele Taylor, 1990.....	388
4. Jeff Wright, 1976.....	359
5. Bill Marioni, 1970.....	347
6. Bryan Reeves, 1990.....	329
7. Billie Byrd, 1980.....	320
8. Tony Logan, 1988.....	311
9. Rishard Matthews, 2011.....	307
10. Treamele Taylor, 1989.....	274

### Single Game (100+ yards)

1. Jeff Wright v. Simon Fraser, 1976.....	136
2. Bill Marioni v. Eastern Oregon, 1970.....	117
3. Treamele Taylor v. Idaho, 1990.....	115

## PUNT RETURN AVERAGE

### Career (Minimum 15 returns)

1. De'Angelo Wilson, 2005-06 (16/228).....	14.2
2. <b>Khalid Wooten, 2009-12 (17/229).....</b>	<b>13.5</b>
3. Treamele Taylor, 1989-90 (55/662).....	12.0
4. Rishard Matthews, 2010- (25-244).....	11.5
5. Jack Byrom, 1965-67 (24/274).....	11.4
6. Bill Marioni, 1970-72 (59/667).....	11.3
7. Kevin Stanley, 2004-05 (23/257).....	11.2
8. Tony Logan, 1985-88 (30/319).....	10.6
9. Marlon McLaughlin, 2001 (19/198).....	10.4
10. Don Morgan, 1995-98 (79/771).....	9.8

### Season (Minimum 10 returns)

1. <b>Khalid Wooten, 2012 (14/229).....</b>	<b>16.4</b>
2. De'Angelo Wilson, 2006 (16/228).....	14.2
3. Treamele Taylor, 1989 (20/ 274).....	13.7
4. Rishard Matthews, 2011 (23/307).....	13.3
5. David Kilson, 1982 (16/206).....	12.9
6. Jeff Wright, 1976 (29/359).....	12.4
7. Marlon McLaughlin, 2001 (19/198).....	10.4
8. Rishard Matthews, 2010 (25/244).....	9.8

### Single Game (Minimum 2 returns)

1. Rishard Matthews v. Fresno State, 2011 ....	46.0	(2/92 yards)
2. De'Angelo Wilson v La. Tech, 2006.....	41.6	(3/125 yards)
3. Treamele Taylor v. Idaho, 1990.....	38.3	(3/115 yards)
4. Marlon McLaughlin v. La. Tech, 2001.....	37.5	(2/75)
5. Kevin Stanley v. La Tech, 2005.....	35.0	(2/70)
6. Rishard Matthews v. New Mexico, 2011.....	46.0	(2/65 yards)
5. Treamele Taylor v. UNLV, 1989.....	29.7	(3/89)

## PUNTS

### Career

1. Derek Jones, 2000-03.....	266
2. Bret Dales, 1983-86.....	200
3. David Heppe, 1979-82.....	161
4. Tom Kolesar, 1973-74.....	140
5. Chris Duran, 1987-89.....	125
6. Brad Langley, 2008-10.....	124
7. Justin Bergendahl, 2004-05.....	117
8. Jason McLean, 1995-97.....	111
9. Fred Williams, 1964-65.....	107

### Season

1. Derek Jones, 2000.....	79
2. Tom Kolesar, 1974.....	77
3. Bob Howell, 1971.....	73
4. Justin Bergendahl, 2004.....	63
Derek Jones, 2002.....	63
Tom Kolesar, 1973.....	63
7. Zachary Whited, 2007.....	61
8. David Heppe, 1981.....	61
9. David Heppe, 1982.....	58
Fred Williams, 1965.....	58

### Single Game

1. Pat Brady v. Loyola (Cal.), 1950.....	13
2. Bret Dales v. Montana State, 1984.....	11
3. Justin Bergendahl v. WSU, 2005.....	10
Derek Jones v. Colorado State, 2000.....	10
5. Jake Hurst v. Boise State, 2011.....	9
Jake Hurst v. Southern Miss, 2011.....	9
Brett Jaekle v. Boise State, 2008.....	9
Zachary Whited v. New Mexico, 2007.....	9
Bret Dales v. Pacific, 1984.....	9
Nick Pavich v. UNLV, 1978.....	9
Derek Jones at UNLV, 2000.....	9
Derek Jones at Tulsa, 2000.....	9
Derek Jones vs. TCU, 2000.....	9
Derek Jones at BYU, 2001.....	9

## PUNTING YARDS

### Career

1. Derek Jones, 2000-03.....	10,652
2. Bret Dales, 1983-86.....	7,967
3. David Heppe, 1979-82.....	6,649
4. Tom Kolesar, 1973-74.....	6,032
5. Brad Langley, 2008-10.....	5,278
6. Justin Bergendahl, 2004-05.....	4,691
7. Jason McLean, 1995-97.....	4,483
8. Fred Williams, 1964-65.....	4,019
9. Zachary Whited, 2006-07.....	3,933

### Season

1. Tom Kolesar, 1974.....	3,331
2. Derek Jones, 2000.....	3,119
3. Tom Kolesar, 1973.....	2,701
4. Derek Jones, 2002.....	2,579
5. David Heppe, 1981.....	2,540
6. Justin Bergendahl, 2004.....	2,462
7. David Heppe, 1982.....	2,460
8. Fred Williams, 1965.....	2,382
9. Zachary Whited, 2007.....	2,369
10. Jake Hurst, 2011.....	2,364

### Single Game

1. Tom Kolesar v. Santa Clara, 1974.....	521
2. Pat Brady v. Loyola (Cal.), 1950.....	455
3. Justin Bergendahl v. WSU, 2005.....	421
4. Derek Jones v. Colorado State, 2000.....	415
5. Jake Hurst v. Boise State, 2011.....	410
6. Bret Dales v. Montana State, 1984.....	407
7. Derek Jones at Tulsa, 2000.....	395
8. Zachary Whited v. New Mexico, 2007.....	386
9. Brett Jaekle v. Boise State, 2008.....	385
10. Derek Jones v. TCU, 2000.....	375

## PUNTING AVERAGE

### Career (Minimum 40 punts)

1. Armando Avina, 1993-94.....	43.8
2. Tom Kolesar, 1973-74.....	43.1
3. <b>Chase Tenpenny, 2012-.....</b>	<b>42.9</b>
4. Brad Langley, 2008-10.....	42.6
5. Jake Hurst, 2008-11.....	41.5
6. David Heppe, 1979-82.....	41.3
7. Jason McLean, 1995-98.....	40.4
8. Justin Bergendahl, 2004-05.....	40.1
9. Derek Jones, 2000-03.....	40.0
10. Bret Dales, 1983-86.....	39.8

### Season (Minimum 25 punts)

1. Pat Brady, 1950.....	46.9
2. Armando Avina, 1994.....	45.6
3. Brad Langley, 2008.....	44.1
4. Tom Kolesar, 1974.....	43.3
5. <b>Chase Tenpenny, 2012.....</b>	<b>42.9</b>
6. Tom Kolesar, 1973.....	42.9
7. Brad Langley, 2010.....	42.6
8. David Heppe, 1982.....	42.4
9. Tony Madau, 1976.....	42.3
10. Jake Hurst, 2011.....	41.5

### Single Game (Minimum 2 punts)

1. Brad Langley v. BYU, 2010.....	56.0
Bob Maher v. CS Hayward, '67.....	56.0
3. Tony Madau v. Willamette, 1976.....	54.0
4. Brad Langley v. Fresno St., 2009.....	53.0
5. Justin Bergendahl v. UNLV, 2005.....	52.8
6. Brad Langley v. E. Wash., 2010.....	52.0
7. <b>Chase Tenpenny v. Boise St. 2012.....</b>	<b>50.0</b>
Brad Langley v. UNLV, 2008.....	50.0
9. Justin Bergendahl v. Rice, 2004.....	49.5
10. <b>Chase Tenpenny v. Air Force, 2012.....</b>	<b>50.0</b>

## TACKLES

### Career (Unassisted-Assisted=Total)

1. DeShone Myles, 1994-97.....	351-177=528
2. Matt Clifton, 1988-91.....	240-148=388
3. Daryl Towns, 2000-03.....	150-172=322
4. Brock Marion, 1989-92.....	213-93=306
5. Jorge Cordova, 2000-03.....	183-118=301
6. James-Michael Johnson 2008-11 167-128=295	
6. Steve Knapp, 1978-81.....	139-153=292
7. <b>Duke Williams, 2009-.....</b>	<b>196-93=289</b>
Scott Lommori, 1985-87.....	152-134=286
8. John Ramatici, 1980-81.....	123-156=279
9. Mike Lazovich, 1985-88.....	126-137=263
10. Mike Brown, 1985-88.....	172-89=261

### Season (Unassisted--Assisted--Total)

1. John Ramatici, 1981.....	72-90=162
2. DeShone Myles, 1994.....	96-42=138
3. DeShone Myles, 1995.....	87-46=133
4. DeShone Myles, 1997.....	90-42=132
5. <b>Albert Rosette, 2012.....</b>	<b>64-64=128</b>
Matt Clifton, 1990.....	84-44=128
7. DeShone Myles, 1996.....	78-47=125
Matt Clifton, 1989.....	74-51=125
Scott Lommori, 1987.....	69-56=125
10. John Ramatici, 1980.....	51-66=117

### Single Game (Unassisted--Assisted--Total)

1. <b>Albert Rosette, 2012.....</b>	<b>10-15=25</b>
2. <b>Dray Bell, 2012.....</b>	<b>8-14=22</b>
3. DeShone Myles, 1995.....	13-7=20

# INDIVIDUAL RECORDS

## TACKLES FOR LOSS\*

<b>Career</b>	
1. Dontay Moch, 2007-10.....	63.0
1. Ezra Butler, 2003-07.....	50.5
2. Kevin Basped, 2007-09.....	42.5
3. Jorge Cordova, 2000-03.....	42.0
5. Derek Kennard, 2000-03.....	38.5
6. James-Michael Johnson, 2008-11.....	37.5
7. Brett Roy, 2008-11.....	35.0
8. Brandon Marshall, 2008-11.....	33.5
7. J.J. Milan, 2002-04, 2006.....	30.5
9. Charles Wilson, 2003-06.....	22.5
10. Joshua Mauga, 2005-08.....	20.0
<b>Season</b>	
1. Dontay Moch, 2010.....	22.0
2. Dontay Moch, 2009.....	20.0
3. Brett Roy, 2008-11.....	18.5
4. Kevin Basped, 2008.....	18.5
5. Dontay Moch, 2008.....	17.5
Ezra Butler, 2006.....	17.5
6. Derek Kennard, 2003.....	17.0
Jorge Cordova, 2003.....	17.0
8. Ezra Butler, 2005.....	15.5
9. Brett Roy, 2010.....	14.5
10. J.J. Milan, 2006.....	14.0

## SACKS\*

<b>Career</b>	
1. Jorge Cordova, 2000-03.....	31.0
2. Dontay Moch, 2007-10.....	30.0
3. Kevin Basped, 2007-09.....	23.5
4. Brett Roy, 2008-11.....	18.0
Derek Kennard, 2000-03.....	18.0
6. J.J. Milan, 2002-04, 2006.....	16.5
Ezra Butler, 2004-07.....	16.5
8. Charles Wilson, 2003-06.....	11.5
9. Kaelin Burnett, 2008-11.....	9.5
Craig Bailey, 2002-05.....	9.5
<b>Season</b>	
1. Dontay Moch, 2008.....	11.5
Jorge Cordova, 2003.....	11.5
3. Derek Kennard, 2003.....	10.5
4. Brett Roy, 2011.....	10.0
5. Kevin Basped, 2008.....	10.0
6. Kevin Basped, 2009.....	9.5
7. J.J. Milan, 2006.....	9.5
8. Dontay Moch, 2010.....	8.5
9. Jorge Cordova, 2002.....	8.5
10. Brett Roy, 2010.....	8.0
10. <b>Brock Hekking, 2012.....</b>	<b>8.0</b>

\* – since 2000, when the NCAA began tracking as an official statistic. Henry Rolling (1983-86) holds the previous career sack record with 28.5 and the single-season record with 15.5 (1986).

## MISCELLANEOUS

### Longest Run From Scrimmage

Johnny Gordon vs. Montana State, 1984 (TD)	98
Mark Granucci vs. Boise State, 1971 (TD)	92
Mike Balentine vs. Sacramento State, 1974 (TD)	91

### Longest Touchdown Pass

Fred Gatlin-Treamelle Taylor vs. Montana, 1989	98
Joe Pizzo-Bryan Calder vs. Eastern Washington, 1984	98
Zack Threadgill-Nate Burseson vs. BYU, 2002	95

### Longest Kickoff Return

Johnny Ohrt vs. Willamette, 1936 (TD)	105
Marion Motley vs. San Jose State, 1941 (TD)	105
Tommy Kalmanir vs. Montana State, 1946 (TD)	105

### Longest Punt Return

Jeff Wright vs. Simon Fraser, 1976 (TD)	87
James Bradshaw vs. Utah, 1921 (TD)	86
Rishard Matthews vs. Fresno State, 2011 (TD)	86
Jack Byrom vs. UC Davis, 1967 (TD)	85

### Longest Interception Return

Scott Nader vs. Cal State Hayward, 1972	96
Marion Motley vs. San Francisco, 1942 (TD)	95
Khalid Wooten vs. New Mexico State, 2010 (TD)	90
Tommy Kalmanir & Dick Trachok vs. Arizona State, 1946 (TD) (Kalmanir lateral to Trachok after interception)	90

### Longest Field Goal (over 50 yards)

Damon Fine vs. UNLV, 2001	58
Tony Zendejas vs. Boise State, 1983	58
Tony Zendejas vs. Central Arkansas, 1981	55
Tony Zendejas vs. Cal State Fullerton, 1983	55
Marty Zendejas vs. Northern Arizona, 1985	54
Marty Zendejas vs. Stephen F. Austin, 1986	53
Damon Fine vs. Southern Utah, 2003	53
Kevin McKelvie vs. Northern Arizona, 1990	52
Tony Zendejas vs. Montana, 1982	52
Tony Zendejas vs. Idaho, 1981	52
Tony Zendejas vs. Northern Arizona, 1982	52
Marty Zendejas vs. Northern Arizona, 1984	52
Marty Zendejas vs. Northern Arizona, 1986	52
Tony Zendejas vs. Cal Poly SLO, 1981	51

### Longest Punt

Pat Brady vs. Loyola Marymount, 1950	99*
*NCAA Division I Record	

### Best Season Records

11-0	1978, 1986 & 1991
13-1	1986 (including playoffs)
13-1	2010

# ALL-PURPOSE CAREER LEADERS

<b>1. Frank Hawkins</b>	<b>1977</b>	<b>1978</b>	<b>1979</b>	<b>1980</b>	<b>Totals</b>
Rushing	486	1,445	1,683	1,719	5,333
Rec	136	211	123	49	519
PR	0	0	0	0	0
KOR	0	0	0	0	0
<b>TOTAL</b>	<b>622</b>	<b>1,656</b>	<b>1,806</b>	<b>1,768</b>	<b>5,852</b>

<b>2. Trevor Insley</b>	<b>1996</b>	<b>1997</b>	<b>1998</b>	<b>1999</b>	<b>Totals</b>
Rushing	0	-2	-20	5	-17
Rec	574	1,151	1,220	2,060	5,005
PR	65	6	0	111	182
KOR	51	100	0	0	151
<b>TOTAL</b>	<b>690</b>	<b>1,255</b>	<b>1,200</b>	<b>2,176</b>	<b>5,321</b>

<b>3. Chris Lemon</b>	<b>1996</b>	<b>1997</b>	<b>1998</b>	<b>1999</b>	<b>Totals</b>
Rushing	867	1,055	1,154	1,170	4,246
Rec	140	115	94	184	533
PR	0	0	0	0	0
KOR	504	35	0	0	539
<b>TOTAL</b>	<b>1,511</b>	<b>1,205</b>	<b>1,248</b>	<b>1,354</b>	<b>5,318</b>

<b>4. Charvez Foger</b>	<b>1985</b>	<b>1986</b>	<b>1987</b>	<b>1988</b>	<b>Totals</b>
Rushing	1,241	827	1,132	1,284	4,484
Rec	118	174	247	228	767
PR	0	0	0	0	0
KOR	0	0	0	0	0
<b>TOTAL</b>	<b>1,359</b>	<b>1,001</b>	<b>1,379</b>	<b>1,512</b>	<b>5,251</b>

<b>5. Vai Tava</b>	<b>2007</b>	<b>2008</b>	<b>2009</b>	<b>2010</b>	<b>Totals</b>
Rushing	112	1,521	1,345	1,610	4,588
Rec	3	243	99	226	571
PR	0	0	10	0	10
KOR	0	0	0	0	0
<b>TOTAL</b>	<b>115</b>	<b>1,764</b>	<b>1,454</b>	<b>1,836</b>	<b>5,169</b>

<b>6. Bryan Reeves</b>	<b>1991</b>	<b>1992</b>	<b>1993</b>	<b>Totals</b>
Rushing	1	4	3	8
Rec	932	1,114	1,362	3,408
PR	329	270	114	713
KOR	245	63	25	333
<b>TOTAL</b>	<b>1,507</b>	<b>1,451</b>	<b>1,504</b>	<b>4,462</b>

<b>7. Geoff Noisy</b>	<b>1995</b>	<b>1996</b>	<b>1997</b>	<b>1998</b>	<b>Totals</b>
Rushing	0	0	27	0	27
Rec	225	1,435	1,184	1,405	4,249
PR	0	0	0	0	0
KOR	0	0	0	0	0
<b>TOTAL</b>	<b>225</b>	<b>1,435</b>	<b>1,211</b>	<b>1,405</b>	<b>4,276</b>

<b>8. Tony Logan</b>	<b>1985</b>	<b>1986</b>	<b>1987</b>	<b>1988</b>	<b>Totals</b>
Rushing	0	19	0	0	19
Rec	0	703	1,099	1,098	2,900
PR	10	0	0	311	321
KOR	0	574	0	410	984
<b>TOTAL</b>	<b>10</b>	<b>1,296</b>	<b>1,099</b>	<b>1,819</b>	<b>4,224</b>

<b>9. Alex Van Dyke</b>	<b>1994</b>	<b>1995</b>	<b>Totals</b>
Rushing	1	6	7
Rec	1,246	1,854	3,100
PR	28	0	28
KOR	451	583	1,034
<b>TOTAL</b>	<b>1,726</b>	<b>2,443</b>	<b>4,169</b>

<b>10. Colin Kaepernick</b>	<b>2007</b>	<b>2008</b>	<b>2009</b>	<b>2010</b>	<b>Totals</b>
Rushing	593	1,130	1,183	1,206	4,118
Rec	0	0	6	0	6
PR	0	0	0	0	0
KOR	0	0	0	0	0
<b>TOTAL</b>	<b>593</b>	<b>1,130</b>	<b>1,189</b>	<b>1,206</b>	<b>4,118</b>

## SINGLE-GAME BESTS

Player	Yards	Game
1. Alex Van Dyke	342	at Louisiana Tech, 10-21-1995
2. Alex Van Dyke	334	vs. San Jose St., 11-18-1995
3. Chance Kretschmer	327	at UTEP, 11-24-2001
4. Nate Burleson	326	at San Jose St., 11-10-2001
5. Lucius Floyd	311	vs. Montana St., 9-27-1986

## SINGLE-SEASON BESTS

Player	Year	Totals
1. Alex Can Dyke	1995	2,443
2. Trevor Insley	1999	2,176
3. Steffhon Jefferson	2012	1,873
4. Vai Tava	2010	1,836
5. Tony Logan	1988	1,819
6. Frank Hawkins	1979	1,806
7. Chance Kretschmer	2001	1,787
8. Frank Hawkins	1980	1,768
Nate Burleson	2002	1,768
10. Vai Tava	1008	1,764

# TEAM RECORDS

## PASSING

### Completions

<i>Season</i>	1993, 343
<i>Game</i>	UNLV (1995), 41

### Attempts

<i>Season</i>	1993, 516
<i>Game</i>	McNeese State (1992), 75

### Yards

<i>Season</i>	1993, 4,373
<i>Game</i>	UNLV (1993), 588

### Interceptions by Opponent

<i>Season</i>	1992, 27
<i>Game</i>	Chico State (1968); Eastern Washington (1989), 6

### Touchdowns

<i>Season</i>	1995, 39
<i>Game</i>	4 times - most recent vs. UNLV (1995), 7; First time vs. Oklahoma City (1948)

## RUSHING

### Attempts

<i>Season</i>	1978, 640
<i>Game</i>	Sacramento State (1977); UC Davis, 77

### Yards

<i>Season</i>	2009, 4,484
<i>Game</i>	New Mexico State (2009), 574

### Touchdowns

<i>Season</i>	2010, 52
<i>Game</i>	Central Arkansas (1981), 8

## SCORING

### Most Points

<i>Season</i>	2010 (14 games), 574
<i>Game</i>	vs. Pacific (1919), 132
<i>Game Avg.</i>	1919, 46.7

### Fewest Points Allowed

<i>Season</i>	898 (5 games), 18
	1919 (9 games), 32
	1977 (11 games), 77

### Touchdowns

<i>Season</i>	2010, 77
<i>Game</i>	Oklahoma City (1948), 12

### Field Goals

<i>Season</i>	1982, 26
<i>Game</i>	Weber State (1982), Northern Arizona (1985), 5
	Northern Arizona (1982); Rice (2001), 5

### Extra Points (kicking)

<i>Season</i>	2010, 76
<i>Game</i>	Idaho (2009), 10

### Extra Points (passing)

<i>Season</i>	1974, 6
<i>Game</i>	Many, 1

### Extra Points (rushing)

<i>Season</i>	1948, 4
---------------	---------

## TOTAL OFFENSE

### Total Yards

<i>Season</i>	2010, 7,268
<i>Game</i>	Idaho (2010), 844

### Total Plays

<i>Season</i>	2008, 1,101
<i>Game</i>	Furman (1990 - 3OT), 114
	Texas Southern, Utah State (1993), 94

## MISCELLANEOUS

### Total First Downs

<i>Season</i>	2010, 369
<i>Game</i>	Sacramento State (1977), 39

### First Downs Rushing

<i>Season</i>	2010, 204
<i>Game</i>	Texas Southern (1993), 37

### First Downs Passing

<i>Season</i>	1995, 218
<i>Game</i>	UNLV (1995), 31

### First Downs by Penalty

<i>Season</i>	1996, 28
<i>Game</i>	Utah State (1995), 7

### Pass Interceptions

<i>Season</i>	1974; 1985, 27
<i>Game</i>	Santa Clara (1976); Utah State (1996), 6

### Penalties

<i>Season</i>	1985, 113
<i>Game</i>	Cal State Hayward (1969), 20

### Yards Penalized

<i>Season</i>	1976, 1,060
<i>Game</i>	Boise State (1974), 191

### Fumbles By

<i>Season</i>	1974, 43
<i>Game</i>	Sacramento State (1973), 9

### Fumbles Lost

<i>Season</i>	1966, 24
<i>Game</i>	Chico State (1969), 6

### Fumbles Recovered

<i>Season</i>	1978, 25
<i>Game</i>	San Francisco State (1978), 7

## PUNTING

### Punts

<i>Season</i>	1968, 83
<i>Game</i>	Loyola (CA) (1950), 13

### Most Yards

<i>Season</i>	1974, 3,331
<i>Game</i>	Santa Clara (1974), 521

# 100-YARD RUSHERS (SINCE 1977)

PLAYER	ATT-YDS	OPP (DATE)
Steffphon Jefferson	34-147	vs. Cal (Sept. 1, 2012)
Cody Fajardo	18-150	vs. USF (Sept. 8, 2012)
Steffphon Jefferson	30-136	vs. USF (Sept. 8, 2012)
Cody Fajardo	16-118	vs. Northwestern St. (Sept. 15, 2012)
Steffphon Jefferson	27-247	vs. Northwestern St. (Sept. 15, 2012)
Steffphon Jefferson	31-170	vs. Hawai'i (Sept. 22, 2012)
Steffphon Jefferson	40-178	vs. Texas State (Sept. 29, 2012)
Devin Combs	19-111	vs. UNLV (Oct. 13, 2012)
Steffphon Jefferson	34-185	vs. UNLV (Oct. 13, 2012)
Steffphon Jefferson	32-108	vs. San Diego State (Oct. 20, 2012)
Cody Fajardo	20-186	vs. New Mexico (Nov. 17, 2012)
Steffphon Jefferson	23-128	vs. New Mexico (Nov. 17, 2012)
Steffphon Jefferson	28-139	vs. Boise State (Dec. 1, 2012)

Mike Ball	29-124	vs. San Jose State (Sept. 17, 2011)
Mike Ball	27-139	vs. Texas Tech (Sept. 24, 2011)
Cody Fajardo	10-139	vs. Texas Tech (Sept. 24, 2011)
Steffphon Jefferson	17-100	vs. UNLV (Oct. 8, 2011)
Steffphon Jefferson	14-108	vs. New Mexico (Oct. 15, 2011)
Mike Ball	26-198	vs. Fresno State (Oct. 22, 2011)
Lampford Mark	8-185	vs. New Mexico State (Oct. 29, 2011)
Lampford Mark	24-105	vs. Hawaii (Nov. 12, 2011)
Lampford Mark	28-109	vs. Louisiana Tech (Nov. 19, 2011)
Lampford Mark	22-111	vs. Utah State (Nov. 26, 2011)
Lampford Mark	24-104	vs. Idaho (Dec. 3, 2011)
Cody Fajardo	22-110	vs. Louisiana Tech (Nov. 19, 2011)
Lampford Mark	29-183	vs. Southern Miss (Dec. 24, 2011)

Colin Kaepernick	11-161	vs. Colorado State (Sept. 11, 2010)
Vai Tauga	15-118	vs. Colorado State (Sept. 11, 2010)
Colin Kaepernick	17-148	vs. Cal (Sept. 17, 2010)
Vai Tauga	25-151	vs. Cal (Sept. 17, 2010)
Vai Tauga	29-133	vs. BYU (Sept. 25, 2010)
Vai Tauga	19-188	vs. UNLV (Oct. 2, 2010)
Vai Tauga	16-196	vs. San Jose State (Oct. 9, 2010)
Colin Kaepernick	8-102	vs. Utah State (Oct. 30, 2010)
Mike Ball	9-101	vs. Idaho (Nov. 6, 2010)
Lampford Mark	6-116	vs. Idaho (Nov. 6, 2010)
Vai Tauga	18-113	vs. Idaho (Nov. 6, 2010)
Colin Kaepernick	14-156	vs. Fresno State (Nov. 13, 2010)
Vai Tauga	22-111	vs. New Mexico State (Nov. 20, 2010)
Colin Kaepernick	20-155	vs. Louisiana Tech (Dec. 4, 2010)
Vai Tauga	29-162	vs. Louisiana Tech (Dec. 4, 2010)

Vai Tauga	18-114	vs. Notre Dame (Sept. 5, 2009)
Luke Lippincott	23-114	vs. Missouri (Sept. 25, 2009)
Mike Ball	15-184	vs. UNLV (Oct. 3, 2009)
Colin Kaepernick	17-173	vs. UNLV (Oct. 3, 2009)
Luke Lippincott	19-170	vs. UNLV (Oct. 3, 2009)
Vai Tauga	17-107	vs. Louisiana Tech (Oct. 9, 2009)
Luke Lippincott	8-104	vs. Utah State (Oct. 17, 2009)
Vai Tauga	21-147	vs. Utah State (Oct. 17, 2009)
Colin Kaepernick	15-231	vs. Idaho (Oct. 24, 2009)
Vai Tauga	17-146	vs. Idaho (Oct. 24, 2009)
Colin Kaepernick	13-114	vs. Hawaii (Oct. 31, 2009)
Vai Tauga	19-127	vs. Hawaii (Oct. 31, 2009)
Colin Kaepernick	11-115	vs. San Jose State (Nov. 8, 2009)
Luke Lippincott	12-112	vs. San Jose State (Nov. 8, 2009)
Lampford Mark	17-114	vs. San Jose State (Nov. 8, 2009)
Vai Tauga	12-144	vs. San Jose State (Nov. 8, 2009)
Luke Lippincott	10-149	vs. Fresno State (Nov. 14, 2009)
Vai Tauga	17-179	vs. Fresno State (Nov. 14, 2009)
Colin Kaepernick	9-114	vs. New Mexico State (Nov. 21, 2009)
Luke Lippincott	19-162	vs. New Mexico State (Nov. 21, 2009)
Vai Tauga	13-126	vs. New Mexico State (Nov. 21, 2009)
Vai Tauga	24-160	vs. Boise State (Nov. 27, 2009)

Vai Tauga	12-103	vs. Grambling State (Aug. 30, 2008)
Vai Tauga	19-123	vs. UNLV (Sept. 27, 2008)
Colin Kaepernick	18-240	vs. UNLV (Sept. 27, 2008)
Vai Tauga	20-188	vs. New Mexico State (Oct. 11, 2008)
Vai Tauga	17-122	vs. Utah State (Oct. 18, 2008)
Vai Tauga	16-160	vs. Hawai'i (Oct. 25, 2008)
Colin Kaepernick	18-139	vs. Hawai'i (Oct. 25, 2008)
Vai Tauga	28-263	vs. Fresno State (Nov. 7, 2008)
Colin Kaepernick	17-118	vs. Fresno State (Nov. 7, 2008)
Vai Tauga	18-125	vs. San Jose State (Nov. 15, 2008)
Colin Kaepernick	16-147	vs. San Jose State (Nov. 15, 2008)
Vai Tauga	23-101	vs. Maryland (Dec. 30, 2008)
Luke Lippincott	28-141	vs. Northwestern (Sept. 8, 2007)
Luke Lippincott	14-127	vs. Nicholls State (Sept. 15, 2007)
Luke Lippincott	31-187	vs. Boise State (Oct. 14, 2007)
Colin Kaepernick	14-177	vs. Boise State (Oct. 14, 2007)
Luke Lippincott	36-241	vs. Utah State (Oct. 20, 2007)

PLAYER	ATT-YDS	OPP (DATE)
Luke Lippincott	27-119	vs. Idaho (Oct. 27, 2007)
Luke Lippincott	30-143	vs. New Mexico State (Nov. 2, 2007)
Colin Kaepernick	11-136	vs. New Mexico State (Nov. 2, 2007)
Luke Lippincott	25-140	vs. Hawai'i (Nov. 16, 2007)
Luke Lippincott	25-112	vs. Louisiana Tech (Dec. 1, 2007)

Robert Hubbard	12-105	vs. Boise State (Nov. 25, 2006)
Luke Lippincott	18-122	vs. Louisiana Tech (Nov. 25, 2006)
Luke Lippincott	25-144	vs. Utah State (Nov. 11, 2006)
Robert Hubbard	28-114	vs. New Mexico State (Oct. 28, 2006)
Robert Hubbard	33-161	vs. San Jose State (Oct. 21, 2006)
Brandon Fragger	19-146	vs. UNLV (Sept. 30, 2006)

Robert Hubbard	17-103	vs. Fresno State (Sept. 1, 2006)
----------------	--------	----------------------------------

B.J. Mitchell	23-178	vs. Central Florida (Dec. 24, 2005)
Robert Hubbard	15-126	vs. Central Florida (Dec. 24, 2005)
Robert Hubbard	16-146	vs. Fresno State (Nov. 26, 2005)
B.J. Mitchell	27-133	at Utah State (Nov. 19, 2005)
B.J. Mitchell	34-193	at New Mexico State (Nov. 12, 2005)
B.J. Mitchell	27-159	vs. Hawai'i (Nov. 5, 2005)
B.J. Mitchell	28-146	vs. Louisiana Tech (Oct. 15, 2005)
B.J. Mitchell	15-149	vs. Idaho (Oct. 8, 2005)

B.J. Mitchell	23-114	at San Jose State (Oct. 1, 2005)
---------------	--------	----------------------------------

Chance Kretschmer	14-102	vs. Sac State (Sept. 11, 2004)
Chance Kretschmer	22-154	vs. Buffalo (Sept. 18, 2004)
Chance Kretschmer	34-178	at Hawai'i (Oct. 9, 2004)
Chance Kretschmer	24-112	vs. Tulsa (Oct. 23, 2004)
Talib Wise	21-124	at Fresno State (Nov. 20, 2004)

Chance Kretschmer	26-170	vs. Southern Utah (Aug. 30, 2003)
Chance Kretschmer	32-156	at San Jose State (Sept. 18, 2003)
Chance Kretschmer	24-122	vs. SMU (Sept. 27, 2003)
Chance Kretschmer	31-171	at Tulsa (Oct. 18, 2003)
Chance Kretschmer	23-126	at Rice (Nov. 1, 2003)
Matt Milton	30-123	at SMU (Nov. 2, 2002)
Matt Milton	30-145	at Louisiana Tech (Oct. 26, 2002)
Matt Milton	19-224	vs. San Jose State (Oct. 19, 2002)
Matt Milton	17-135	at Hawai'i (Oct. 12, 2002)

Chance Kretschmer	45-327	at UTEP (Nov. 24, 2001)
Chance Kretschmer	30-126	vs. Fresno State (Nov. 17, 2001)
Chance Kretschmer	26-190	at San Jose State (Nov. 10, 2001)
Chance Kretschmer	29-134	at Rice (Oct. 20, 2001)
Chance Kretschmer	30-242	vs. Louisiana Tech (Oct. 13, 2001)
Chance Kretschmer	23-163	vs. UNLV (Oct. 6, 2001)
Chance Kretschmer	31-162	vs. Hawai'i (Sept. 22, 2001)
Chance Kretschmer	24-114	at Colorado State (Sept. 8, 2001)

Marquis Starks	30-148	vs. San Jose State (Oct. 21, 2000)
----------------	--------	------------------------------------

Chris Lemon	15-120	vs. Utah State (Nov. 20, 1999)
Chris Lemon	31-178	vs. Idaho (Nov. 6, 1999)
Chris Lemon	26-101	vs. North Texas (Oct. 30, 1999)
Chris Lemon	23-101	at New Mexico State (Oct. 9, 1999)
Chris Lemon	26-136	vs. UNLV (Oct. 2, 1999)
Chris Lemon	22-118	vs. Fresno State (Sept. 25, 1999)
Chris Lemon	29-124	at Colorado State (Sept. 11, 1999)

Chris Lemon	19-115	vs. Southern Miss (Nov. 21, 1998)
David Neill	16-122	vs. Southern Miss (Nov. 21, 1998)
Chris Lemon	22-141	vs. Cal Poly SLO (Nov. 14, 1998)
Chris Lemon	23-105	at Utah State (Nov. 7, 1998)
Chris Lemon	27-114	vs. Boise State (Oct. 31, 1998)
Chris Lemon	24-127	at Idaho (Oct. 24, 1998)
Chris Lemon	44-190	at UNLV (Oct. 3, 1998)
Chris Lemon	29-130	at Fresno State (Sept. 26, 1998)

Chris Lemon	25-125	at Boise State (Nov. 8, 1997)
Chris Lemon	27-174	at New Mexico State (Nov. 1, 1997)
Chris Lemon	21-120	vs. Idaho (Oct. 28, 1997)
Chris Lemon	26-110	vs. Wyoming (Oct. 11, 1997)
Chris Lemon	32-105	at Toledo (Sept. 27, 1997)
Chris Lemon	34-156	vs. UNLV (Sept. 6, 1997)

Chris Lemon	19-104	vs. Arkansas State (Nov. 16, 1996)
Chris Lemon	29-127	at Utah State (Nov. 9, 1996)
Chris Lemon	19-144	vs. New Mexico State (Nov. 2, 1996)
Chris Lemon	29-142	at North Texas (Oct. 26, 1996)
Chris Lemon	15-100	vs. Boise State (Oct. 12, 1996)
Alex Gresham	20-113	vs. Boise State (Oct. 12, 1996)
Alex Gresham	16-105	at UNLV (Oct. 5, 1996)
Alex Gresham	13-135	vs. Kent (Sept. 28, 1996)
Neill Lemon	14-105	at California (Sept. 21, 1996)
Ernie Wilson	20-109	vs. Montana State (Sept. 14, 1996)

# 100-YARD RUSHERS (SINCE 1977)

PLAYER	ATT-YDS	OPP (DATE)
Kin Minor	26-113	vs. San Jose State (Nov. 18, 1995)
Kin Minor	26-115	at Pacific (Nov. 11, 1995)
Kin Minor	35-143	at Utah State (Nov. 4, 1995)
Ernie Wilson	31-188	at Louisiana Tech (Oct. 21, 1995)
Kin Minor	25-114	vs. Louisiana Monroe (Oct. 14, 1995)
Kin Minor	23-158	vs. North Texas (Oct. 7, 1995)
Kin Minor	21-102	at San Diego State (Sept. 30, 1995)
Kin Minor	22-148	at New Mexico State (Sept. 9, 1995)
Marcellus Chrishon	13-133	at UNLV (Nov. 19, 1994)
Kin Minor	31-112	vs. Utah State (Nov. 11, 1994)
Kin Minor	26-155	at Fresno State (Nov. 5, 1994)
Marcellus Chrishon	32-194	at San Jose State (Oct. 22, 1994)
Marcellus Chrishon	22-122	vs. New Mexico State (Oct. 15, 1994)
Marcellus Chrishon	18-101	vs. Pacific (Oct. 8, 1994)
Marcellus Chrishon	25-124	at Northern Illinois (Oct. 1, 1994)
Marcellus Chrishon	31-187	vs. Louisiana Monroe (Sept. 24, 1994)
Kin Minor	34-171	vs. Arkansas State (Sept. 10, 1994)
Marcellus Chrishon	23-131	vs. Northern Arizona (Sept. 3, 1994)
Zeke Moore	25-133	at New Mexico State (Nov. 13, 1993)
Marcellus Chrishon	11-116	at New Mexico State (Nov. 13, 1993)
Marcellus Chrishon	32-135	at Utah State (Oct. 16, 1993)
Marcellus Chrishon	17-127	vs. UNLV (Oct. 2, 1993)
Dedric Holmes	82-155	vs. Boise State (Sept. 11, 1993)
Damon Lynch	16-134	vs. Texas Southern (Nov. 21, 1992)
Dedric Holmes	29-125	vs. New Mexico State (Oct. 24, 1992)
Cornel West	18-110	vs. New Mexico State (Oct. 24, 1992)
Cornel West	27-133	at UNLV (Oct. 17, 1992)
Dedric Holmes	23-101	at UNLV (Oct. 17, 1992)
Zeke Moore	40-182	vs. Pacific (Sept. 12, 1992)
Zeke Moore	26-131	vs. Youngstown State (Dec. 7, 1991)
Dedric Holmes	19-133	vs. McNeese State (Nov. 30, 1991)
Dedric Holmes	26-178	at Northern Arizona (Nov. 16, 1991)
Zeke Moore	33-167	at Eastern Washington (Oct. 19, 1991)
Dedric Holmes	27-178	at Idaho (Oct. 5, 1991)
Zeke Moore	24-117	vs. North Texas (Sept. 21, 1991)
Ray Whalen	44-245	vs. Boise State (Dec. 8, 1990)
Ray Whalen	34-122	vs. Furman (Dec. 1, 1990)
Ray Whalen	37-220	at Weber State (Oct. 27, 1990)
Ray Whalen	32-119	at UNLV (Oct. 20, 1990)
Ray Whalen	26-110	vs. Eastern Washington (Oct. 13, 1990)
Zeke Moore	31-138	at Idaho State (Oct. 6, 1990)
Jason Frierson	17-140	vs. Sacramento State (Sept. 15, 1990)
Jason Frierson	16-110	vs. Northern Arizona (Sept. 8, 1990)
Jason Frierson	20-141	at Northern Arizona (Nov. 18, 1989)
Ray Whalen	26-122	at Idaho (Oct. 28, 1989)
Ray Whalen	27-130	vs. Weber State (Oct. 21, 1989)
Jason Frierson	26-110	vs. Montana State (Oct. 7, 1989)
Jason Frierson	25-108	vs. UC Davis (Sept. 16, 1989)
Ray Whalen	23-109	at Eastern Washington (Sept. 9, 1989)
Eric Smith	8-109	vs. Southern Illinois (Sept. 2, 1989)
Charvez Foger	43-206	at Idaho State (Nov. 19, 1988)
Charvez Foger	33-145	vs Eastern Washington (Nov. 12, 1988)
Charvez Foger	31-169	vs Idaho (Nov. 5, 1988)
Charvez Foger	19-102	at Montana State (Oct. 22, 1988)
Charvez Foger	38-128	at Weber State (Oct. 15, 1988)
Charvez Foger	34-108	vs Montana (Oct. 1, 1988)
Charvez Foger	19-110	vs Murray State (Sept. 24, 1988)
Charvez Foger	19-113	vs Northwestern State (Sept. 10, 1988)
Charvez Foger	19-144	at Northern Arizona (Nov. 21, 1987)
Charvez Foger	15-100	vs. Boise State (Nov. 7, 1987)
Charvez Foger	31-140	vs. Stephen F. Austin (Oct. 24, 1987)
Charvez Foger	25-146	at UNLV (Oct. 3, 1987)
Charvez Foger	16-109	vs. UC Davis (Sept. 19, 1987)
Charvez Foger	24-195	at Eastern Washington (Sept. 12, 1987)
Lucius Floyd	20-103	at Eastern Washington (Sept. 12, 1987)
Charvez Foger	16-104	vs. Idaho (Nov. 29, 1986)
Lucius Floyd	16-131	vs. Eastern Washington (Oct. 25, 1986)
Lucius Floyd	24-134	vs. Idaho (Oct. 18, 1986)
Charvez Foger	26-124	vs. Idaho (Oct. 18, 1986)
Charvez Foger	32-156	vs. Stephen F. Austin (Oct. 11, 1986)
James Witherspoon	14-110	at Weber State (Oct. 4, 1986)
Lucius Floyd	17-305	at Montana State (Sept. 27, 1986)
Charvez Foger	14-114	vs. Cal State Fullerton (Aug. 30, 1986)
Charvez Foger	15-100	vs. UNLV (Nov. 16, 1985)
Charvez Foger	21-110	vs. Idaho State (Nov. 9, 1985)
Charvez Foger	19-133	vs. Montana State (Nov. 2, 1985)

PLAYER	ATT-YDS	OPP (DATE)
Charvez Foger	24-164	at Northern Arizona (Oct. 26, 1985)
Charvez Foger	17-185	vs. Weber State (Oct. 19, 1985)
Charvez Foger	23-131	vs. Eastern Washington (Oct. 12, 1985)
Charvez Foger	16-130	at Montana (Oct. 5, 1985)
Charvez Foger	18-143	at Cal State Fullerton (Sept. 14, 1985)
Eric Jenkins	22-102	vs. Eastern Washington (Nov. 5, 1984)
Johnny Gordon	13-146	at Montana State (Oct. 16, 1984)
Eric Jenkins	16-142	vs. Idaho (Oct. 6, 1984)
Johnny Gordon	23-132	vs. Northern Arizona (Sept. 29, 1984)
Johnny Gordon	19-167	vs. Texas A&M-Kingsville (Sept. 15, 1984)
Eric Jenkins	27-123	vs. Texas A&M-Kingsville (Sept. 15, 1984)
Otto Kelly	27-145	at Idaho State (Nov. 26, 1983)
Anthony Corley	26-105	at Idaho State (Nov. 26, 1983)
Anthony Corley	32-109	vs. Montana State (Nov. 19, 1983)
Otto Kelly	22-252	at Idaho (Nov. 12, 1983)
Anthony Corley	34-124	at Idaho (Nov. 12, 1983)
Anthony Corley	40-189	vs. Pacific (Nov. 5, 1983)
Otto Kelly	21-118	vs. Pacific (Nov. 5, 1983)
Anthony Corley	35-161	at Northern Arizona (Oct. 29, 1983)
Otto Kelly	17-119	at Northern Arizona (Oct. 29, 1983)
Anthony Corley	20-109	vs. Weber State (Oct. 22, 1983)
Otto Kelly	16-134	at Montana (Oct. 15, 1983)
Otto Kelly	13-101	vs. Idaho State (Oct. 1, 1983)
Otto Kelly	9-106	at Fresno State (Sept. 17, 1983)
Anthony Corley	24-149	vs. Idaho (Nov. 20, 1982)
Otto Kelly	25-122	vs. Idaho (Nov. 20, 1982)
Anthony Corley	24-103	at Idaho State (Nov. 13, 1982)
Anthony Corley	37-274	at Weber State (Nov. 6, 1982)
Otto Kelly	23-103	at Weber State (Nov. 6, 1982)
Anthony Corley	28-135	vs. Northern Iowa (Oct. 30, 1982)
Anthony Corley	25-150	vs. Fresno State (Oct. 16, 1982)
Otto Kelly	23-130	vs Texas A&M-Kingsville (Sept. 11, 1982)
Otto Kelly	25-149	at Cal State Fullerton (Nov. 21, 1981)
John Vicari	22-120	vs. Boise State (Oct. 31, 1981)
John Vicari	24-105	at Idaho (Oct. 24, 1981)
John Vicari	27-166	vs. Weber State (Oct. 17, 1981)
Anthony Corley	23-116	at Northern Arizona (Oct. 10, 1981)
John Shepanek	17-159	vs. Central Arkansas (Oct. 3, 1981)
John Vicari	21-106	at Idaho State (Sept. 26, 1981)
Frank Hawkins	35-265	vs. Idaho (Nov. 22, 1980)
Frank Hawkins	30-202	vs. Montana (Nov. 15, 1980)
Frank Hawkins	27-133	at Boise State (Nov. 8, 1980)
Frank Hawkins	33-152	vs. Idaho State (Nov. 1, 1980)
Frank Hawkins	29-134	vs. Cal State Fullerton (Oct. 25, 1980)
Frank Hawkins	23-142	vs. Cal State Northridge (Oct. 18, 1980)
Frank Hawkins	19-150	vs. Northern Arizona (Oct. 11, 1980)
John Vicari	21-127	vs. Northern Arizona (Oct. 11, 1980)
Frank Hawkins	32-107	at Weber State (Sept. 27, 1980)
Frank Hawkins	28-199	at Montana State (Sept. 20, 1980)
Frank Hawkins	28-125	vs. UC Davis (Sept. 13, 1980)
Frank Hawkins	23-110	vs. Southern (Sept. 6, 1980)
Frank Hawkins	29-136	at Eastern Kentucky (Dec. 8, 1979)
Frank Hawkins	23-147	at Northern Arizona (Nov. 24, 1979)
Frank Hawkins	25-135	vs. Missouri Southern (Nov. 17, 1979)
Frank Hawkins	32-145	vs. Boise State (Nov. 10, 1979)
John Vicari	21-119	vs. Boise State (Nov. 10, 1979)
Frank Hawkins	29-217	at Idaho (Nov. 3, 1979)
Frank Hawkins	31-181	at Montana (Oct. 27, 1979)
Frank Hawkins	31-201	vs. Weber State (Oct. 20, 1979)
Frank Hawkins	30-159	vs. Montana State (Oct. 13, 1979)
Frank Hawkins	15-137	vs. Simon Fraser (Oct. 6, 1979)
Frank Hawkins	31-133	at UC Davis (Sept. 22, 1979)
John Vicari	21-111	at UC Davis (Sept. 22, 1979)
John Vicari	17-101	vs. UNLV (Sept. 15, 1979)
Frank Hawkins	27-168	vs. Idaho State (Sept. 8, 1979)
Stanley Wilson	6-127	vs. Massachusetts (Dec. 9, 1978)
John Vicari	10-130	vs. South Dakota (Nov. 21, 1978)
Frank Hawkins	28-134	vs. Santa Clara (Oct. 21, 1978)
Frank Hawkins	31-149	at Cal State Fullerton (Oct. 14, 1978)
Frank Hawkins	16-158	vs. Western Washington (Oct. 7, 1978)
Frank Hawkins	27-293	vs. San Francisco State (Sept. 30, 1978)
Frank Hawkins	32-142	vs. UC Davis (Sept. 23, 1978)
Frank Hawkins	32-125	at UNLV (Sept. 16, 1978)

# 300-YARD PASSERS

PLAYER	ATT-CMP-INT	YDS	OPP (DATE)
Cody Fajardo	29-40	304	vs. San Diego State (Oct. 20, 2012)
Cody Fajardo	19-27-0	313	vs. Fresno State (Oct. 22, 2011)
Colin Kaepernick	26-37-0	306	vs. E. Washington (Sept. 2, 2010)
Colin Kaepernick	20-30-0	320	vs. Idaho (Nov. 6, 2010)
Colin Kaepernick	24-42-1	397	vs. Louisiana Tech (Nov. 29, 2008)
Colin Kaepernick	14-47-2	370	vs. Maryland (Dec. 30, 2008)
Nick Graziano	22-36-1	337	vs. Northwestern (Sept. 8, 2007)
Nick Graziano	20-38-1	330	vs. UNLV (Sept. 29, 2007)
Colin Kaepernick	23-36-0	384	vs. Fresno State (Oct. 6, 2007)
Colin Kaepernick	18-29-0	404	vs. Louisiana Tech (Dec. 1, 2007)
Jeff Rowe	23-34-2	324	at Colorado State (Sept. 24, 2005)
Jeff Rowe	21-38-4	307	at Boise State (Oct. 29, 2005)
Jeff Rowe	46-29-1	351	at SMU (Nov. 13, 2004)
Andy Heiser	18-36-1	315	vs. Louisiana Tech (Oct. 25, 2003)
Andy Heiser	17-22-0	308	vs. Fresno State (Nov. 8, 2003)
Zack Threadgill	47-26-2	363	at Fresno State (Nov. 16, 2002)
Zack Threadgill	54-30-2	325	vs. UTEP (Nov. 9, 2002)
Zack Threadgill	40-31-2	338	at Louisiana Tech (Oct. 26, 2002)
Zack Threadgill	49-22-1	306	at UNLV (Oct. 5, 2002)
Zack Threadgill	44-26-2	341	vs. Colorado State (Sept. 28, 2002)
Zack Threadgill	36-30-0	408	vs. Rice (Sept. 21, 2002)
Zack Threadgill	37-28-1	410	vs. Brigham Young (Sept. 14, 2002)
David Neill	39-19-0	474	at San Jose State (Nov. 10, 2001)
David Neill	45-27-1	431	at Rice (Oct. 20, 2001)
David Neill	49-26-2	326	at Hawaii (Nov. 11, 2000)
David Neill	44-26-2	333	vs. San Jose State (Oct. 21, 2000)
David Neill	48-28-2	358	at Fresno State (Oct. 14, 2000)
David Neill	41-24-1	342	vs. Utah State (Nov. 20, 1999)
David Neill	45-26-1	328	at Arkansas State (Nov. 13, 1999)
David Neill	38-22-0	317	vs. Idaho (Nov. 6, 1999)
David Neill	38-29-0	405	vs. North Texas (Oct. 30, 1999)
David Neill	42-26-1	376	vs. Fresno State (Sept. 25, 1999)
David Neill	53-36-0	448	at Colorado State (Sept. 11, 1999)
David Neill	32-22-1	407	vs. Cal Poly SLO (Nov. 14, 1998)
David Neill	41-23-1	380	at Utah State (Nov. 7, 1998)
David Neill	38-20-1	355	vs. Boise State (Oct. 31, 1998)
David Neill	26-20-0	480	at Idaho (Oct. 24, 1998)
David Neill	57-30-4	611	vs. New Mexico State (Oct. 10, 1998)
David Neill	38-21-0	328	at Fresno State (Sept. 26, 1998)
John Dutton	52-27-0	425	vs. Utah State (Nov. 15, 1997)
John Dutton	41-28-2	557	at Boise State (Nov. 8, 1997)
John Dutton	33-25-0	367	at New Mexico State (Nov. 1, 1997)
John Dutton	41-26-0	460	vs. North Texas (Oct. 25, 1997)
John Dutton	32-24-0	470	vs. Idaho (Oct. 18, 1997)
John Dutton	37-20-2	377	vs. Wyoming (Oct. 11, 1997)
John Dutton	55-33-1	381	vs. Oregon (Sept. 13, 1997)
John Dutton	36-31-1	374	vs. Arkansas State (Nov. 16, 1996)
John Dutton	30-20-1	343	at Utah State (Nov. 9, 1996)
John Dutton	27-20-0	318	vs. Kent (Sept. 28, 1996)
Mike Maxwell	49-27-0	330	vs. Toledo (Dec. 14, 1995)
Eric Bennett	46-29-0	492	vs. San Jose State (Nov. 18, 1995)
Eric Bennett	35-21-3	315	at Pacific (Nov. 11, 1995)
Mike Maxwell	54-41-3	552	vs. UNLV (Oct. 28, 1995)
Mike Maxwell	50-35-2	535	at Louisiana Tech (Oct. 21, 1995)
Mike Maxwell	43-35-1	405	vs. Louisiana Monroe (Oct. 14, 1995)
Mike Maxwell	28-21-0	359	vs. North Texas (Oct. 7, 1995)
Mike Maxwell	61-36-5	401	at San Diego State (Sept. 30, 1995)
Mike Maxwell	57-38-2	434	vs. Toledo (Sept. 23, 1995)
Mike Maxwell	41-26-1	413	vs. Louisiana Lafayette (Sept. 2, 1995)

PLAYER	ATT-CMP-INT	YDS	OPP (DATE)
Mike Maxwell	32-20-0	329	vs. Utah State (Nov. 12, 1994)
Mike Maxwell	46-33-0	443	at Fresno State (Nov. 5, 1994)
Mike Maxwell	46-32-1	435	vs. New Mexico State (Oct. 15, 1994)
Mike Maxwell	42-26-2	328	at Northern Illinois (Oct. 1, 1994)
Mike Maxwell	55-33-3	412	at Boise State (Sept. 17, 1994)
Mike Maxwell	42-23-0	328	vs. Northern Arizona (Sept. 3, 1994)
Chris Vargas	54-36-1	375	at Arkansas State (Nov. 20, 1993)
Chris Vargas	48-35-0	457	vs. San Jose State (Nov. 6, 1993)
Chris Vargas	58-37-5	451	vs. Weber State (Oct. 23, 1993)
Chris Vargas	56-29-2	518	at Utah State (Oct. 16, 1993)
Chris Vargas	39-30-0	538	vs. UNLV (Oct. 2, 1993)
Chris Vargas	52-36-2	392	vs. Northern Illinois (Sept. 25, 1993)
Chris Vargas	34-25-0	413	vs. Texas Southern (Sept. 18, 1993)
Chris Vargas	41-31-0	346	vs. Boise State (Sept. 11, 1993)
Chris Vargas	41-33-4	308	at Wisconsin (Sept. 4, 1993)
Chris Vargas	44-24-2	388	vs. Utah State (Nov. 14, 1992)
Chris Vargas	38-24-1	333	at San Jose State (Nov. 7, 1992)
Chris Vargas	75-43-1	466	vs. McNeese State (Sept. 19, 1992)
Chris Vargas	50-28-1	340	vs. Youngstown State (Dec. 7, 1991)
Chris Vargas	50-28-2	445	at Montana (Nov. 9, 1991)
Chris Vargas	38-22-0	346	vs. Weber State (Nov. 2, 1991)
Fred Gatlin	33-22-1	313	vs. Idaho State (Oct. 12, 1991)
Fred Gatlin	48-26-1	337	vs. Furman (Dec. 1, 1990)
Fred Gatlin	29-19-0	372	vs. Western Illinois (Nov. 17, 1990)
Fred Gatlin	42-23-0	420	at Northern Arizona (Nov. 18, 1989)
Fred Gatlin	30-23-0	323	vs. UNLV (Nov. 11, 1989)
Fred Gatlin	42-24-3	419	at Montana (Oct. 14, 1989)
Jim Zaccheo	32-18-2	348	at UC Davis (Sept. 17, 1988)
Jim Zaccheo	22-14-2	300	at Montana (Sept. 26, 1987)
Eric Beavers	50-32-1	360	vs. Georgia Southern (Dec. 13, 1986)
Eric Beavers	45-25-1	304	at Idaho State (Nov. 1, 1986)
Eric Beavers	50-26-2	369	at Weber State (Oct. 4, 1986)
Eric Beavers	28-19-0	409	vs. Montana (Sept. 20, 1986)
Eric Beavers	35-22-1	302	vs. Sam Houston State (Sept. 6, 1986)
Eric Beavers	21-16-0	316	vs. Cal State Fullerton (Aug. 30, 1986)
Eric Beavers	52-25-4	308	vs. Furman (Dec. 14, 1985)
Eric Beavers	35-24-1	319	vs. Cal State North. (Sept. 7, 1985)
Eric Beavers	38-31-0	300	at Idaho State (Nov. 17, 1984)
Eric Beavers	32-20-2	369	at Weber State (Oct. 27, 1984)
Marshall Sperbeck	34-14-4	335	at Cal State Fullerton (Nov. 21, 1981)
Larry Worman	29-22-0	307	at Cal State Fullerton (Oct. 14, 1978)
Jeff Tisdell	30-18-0	314	vs. Boise State (Oct. 15, 1977)

(Since 1977)

# YEARLY STATISTICAL LEADERS

## RUSHING

YEAR	PLAYER	ATT-YDS-TDS
2011	Lampford Mark	159-911-10
2010	Vai Tauga	284-1610-19
2009	Vai Tauga	172-1,345-12
2008	Vai Tauga	236-1521-15
2007	Luke Lippincott	267-1453-18
2006	Robert Hubbard	209-996-6
2005	B.J. Mitchell	261-1399-12
2004	Chance Kretschmer	176-813-7
2003	Chance Kretschmer	245-1162-12
2002	Matt Milton	225-1108-9
2001	Chance Kretschmer	302-1732-15
2000	Marquis Starks	158-457-3
1999	Chris Lemon	238-1170-12
1998	Chris Lemon	253-1154-13
1997	Chris Lemon	250-1112-19
1996	Chris Lemon	163-867-8
1995	Kin Minor	218-1052-9
1994	Marcellus Chrison	189-1076-7
1993	Marcellus Chrison	136-809-9
1992	Dedric Holmes	130-521-4
1991	Dedric Holmes	164-773-7
1990	Ray Whalen	160-716-8
1989	Ray Whalen	160-738-9
1988	Charvez Foger	298-1284-12
1987	Charvez Foger	209-1132-12
1986	Charvez Foger	159-1079-9
1985	Charvez Foger	179-1241-14
1984	Eric Jenkins	207-898-4
1983	Otto Kelly	164-1090-10
1982	Anthony Corley	227-1198-6
1981	John Vicari	173-828-2
1980	Frank Hawkins	307-1719-9
1979	Frank Hawkins	293-1713-13
1978	Frank Hawkins	259-1445-15
1977	Wayne Ferguson	200-1128

## TACKLES

YEAR	PLAYER	UA-A-TOT
2011	James-Michael Johnson	49-53-102
2010	James-Michael Johnson	51-37-88
2009	Jonathon Amaya	54-35-89
2008	Jonathon Amaya	48-20-68
	Uche Anyanwu	48-20-68
2007	Ezra Butler	48-44-92
2006	Ezra Butler	47-24-71
2005	Roosevelt Cooks	46-52-98
2004	Jeremy Engstrom	48-49-97
2003	Daryl Towns	52-45-97
2003	Jorge Cordova	54-43-97
2002	Keone Kauo	51-34-85
2001	Daryl Towns	59-44-103
2000	Ronnie Hardiman	51-43-94
1999	Maxzell Williams	77-26-103
1998	Jason Burk	66-35-101
1997	Deshone Myles	90-42-132
1996	Deshone Myles	78-47-125
1995	Deshone Myles	87-46-133
1994	Deshone Myles	96-42-138
1993	Steve Bryant	47-55-102
1992	Lamonte Porter	85-30-115
1991	Matthew Clifton	71-45-116
1990	Matthew Clifton	84-44-128
1989	Matthew Clifton	74-51-125
1988	Mike Lazovich	55-57-112
1987	Scott Lommori	69-56-125
1986	Kent Donithan	39-54-93
1985	Mike Dixon	58-54-112
1984	Kyle Denny	53-56-109
1983	Joe Cooney	53-30-83
1982	Ken Mizel	42-38-80
1981	John Ramatici	72-90-162
1980	John Ramatici	51-66-117
1979	Manny Rodriguez	63-46-109
1978	James Curry	48-44-92
1977	Russ Musselman	*x-x-92

## RECEIVING

YEAR	PLAYER	REC-YDS-TDS
2011	Rishard Matthews	91-1364-8
2010	Rishard Matthews	56-879-5
2009	Brandon Wimberly	53-733-6
2008	Marko Mitchell	61-1141-10
2007	Marko Mitchell	53-1129-8
2006	Caleb Spencer	55-564-2
2005	Caleb Spencer	67-889-7
2004	Nichiren Flowers	91-1126-6
2003	Maurice Mann	35-594-2
2002	Nate Burleson	138-1629-12
2001	Nate Burleson	53-737-2
2000	Nate Burleson	57-921-8
1999	Trevor Insley	134-2060-13
1998	Geoff Noisy	94-1405-7
1997	Geoff Noisy	86-1184-5
1996	Damond Wilkins	114-1121-4
1995	Alex Van Dyke	129-1854-16
1994	Alex Van Dyke	98-1246-10
1993	Bryan Reeves	91-1362-17
1992	Bryan Reeves	81-1114-10
1991	Bryan Reeves	62-932-5
1990	Treamelle Taylor	57-893-7
1989	Treamelle Taylor	64-1033-8
1988	Tony Logan	59-1098-10
1987	Tony Logan	64-1099-12
1986	Bryan Calder	61-954-7
1985	Bryan Calder	41-647-9
1984	Bryan Calder	53-958-6
1983	Alphonso Williams	36-553-4
1982	Alphonso Williams	32-531-7
1981	Billie Byrd	18-544-5
1980	Billie Byrd	15-285-2
1979	Jeff Wright	31-515-4
1978	Jeff Wright	44-823-11
1977	Jeff Wright	45-825-6

## PASSING

YEAR	PLAYER	ATT-COMP-YDS
2011	Cody Fajardo	218-150-1707
2010	Colin Kaepernick	359-233-3022
2009	Colin Kaepernick	282-166-2052
2008	Colin Kaepernick	383-208-2849
2007	Colin Kaepernick	247-133-2175
2006	Jeff Rowe	266-172-1907
2005	Jeff Rowe	389-241-2925
2004	Jeff Rowe	394-230-2633
2003	Andy Heiser	326-164-2294
2002	Zack Threadgill	451-275-3418
2001	David Neill	256-138-1918
2000	David Neill	353-179-2334
1999	David Neill	423-247-3402
1998	David Neill	344-199-3249
1997	John Dutton	367-225-3526
1996	John Dutton	334-222-2750
1995	Mike Maxwell	409-227-3611
1994	Mike Maxwell	447-221-3537
1993	Chris Vargas	490-331-4265
1992	Chris Vargas	316-171-2094
1991	Fred Gatlin	279-154-2192
1990	Fred Gatlin	350-190-2364
1989	Fred Gatlin	308-172-2522
1988	Jim Zaccheo	302-173-2592
1987	Jim Zaccheo	252-153-2158
1986	Eric Beavers	321-189-2810
1985	Eric Beavers	319-199-2617
1984	Eric Beavers	308-184-2370
1983	Eric Beavers	147-74-832
1982	Marshall Sperbeck	277-131-1635
1981	Marshall Sperbeck	232-122-1790
1980	Jeff Ardito	191-95-1134
1979	Larry Worman	209-111-1493
1978	Larry Worman	213-122-1702
1977	Jeff Tisdell	266-148-2387

\* (only total tackles were recorded in 1977)





**NEVADA**



**HISTORY**

**2012**

# ALL-TIME SERIES RECORDS

OPPONENT	W	L	T
<b>Air Force</b>	<b>0</b>	<b>1</b>	<b>0</b>
<b>Arizona</b>	<b>1</b>	<b>1</b>	<b>1</b>
Arizona State	2	1	0
Arkansas State	4	2	0
Ball State	1	0	0
Belmont	0	1	0
<b>Boise State</b>	<b>13</b>	<b>26</b>	<b>0</b>
Boston College	1	0	0
Bowling Green	0	1	0
Brigham Young	2	4	2
Buffalo	1	0	0
<b>California</b>	<b>3</b>	<b>22</b>	<b>1</b>
Cal Poly Pomona	1	2	0
Cal Poly SLO	6	3	0
Cal State Fullerton	6	5	0
Cal State Hayward	8	0	1
Cal State Los Angeles	1	1	0
Cal State Northridge	5	1	0
Central Arkansas	1	0	0
Central Florida	1	0	0
Chico State	20	10	1
Cincinnati	1	0	0
College of So. Idaho	1	0	0
Colorado State	2	9	0
Dayton	0	1	0
Detroit	0	1	0
Eastern Kentucky	0	1	0
Eastern New Mexico	1	0	0
Eastern Oregon	2	0	0
Eastern Washington	8	1	0
<b>Fresno State</b>	<b>18</b>	<b>25</b>	<b>1</b>
Furman	1	1	0
Georgia Southern	0	2	0
Gonzaga	0	1	0
Grambling State	1	1	0
<b>Hawai'i</b>	<b>9</b>	<b>8</b>	<b>0</b>
Humboldt State	3	12	1
Idaho	20	9	0
Idaho State	18	11	0
Kent	1	0	0
Long Beach State	0	2	0
Louisiana-Lafayette	1	0	0
Louisiana-Monroe	3	0	0
Louisiana Tech	7	5	0
Loyola Marymount	1	4	0

OPPONENT	W	L	T
Maryland	0	1	0
Massachusetts	0	1	0
McNeese State	2	0	0
Miami	0	1	0
Missouri	0	2	0
Missouri Southern	1	0	0
Montana	10	4	0
Montana State	12	6	0
Montana Tech	1	0	0
Murray State	1	0	0
Nebraska	0	1	0
<b>New Mexico</b>	<b>2</b>	<b>2</b>	<b>1</b>
New Mexico State	13	2	0
Nicholls State	1	0	0
North Dakota	0	1	0
Northern Arizona	15	3	1
Northern Colorado	2	2	0
Northern Illinois	1	1	0
Northern Iowa	1	0	0
North Texas	9	2	0
Northwestern	1	1	0
<b>Northwestern State</b>	<b>3</b>	<b>0</b>	<b>0</b>
Notre Dame	0	1	0
Occidental	1	0	0
Oklahoma City	1	0	0
Oregon	1	6	0
Oregon State	0	3	0
Oregon Tech	1	0	0
Pacific (Calif.)	16	10	1
Pepperdine	3	2	0
Portland	2	0	0
Portland State	6	2	0
Puget Sound	0	1	0
Redlands	1	1	0
Rice	3	2	0
Sacramento State	17	9	0
Sam Houston State	1	0	0
St. Louis	1	0	0
St. Mary's (Calif.)	4	17	1
<b>San Diego State</b>	<b>2</b>	<b>3</b>	<b>0</b>
Santa Clara	7	13	6
San Jose State	16	8	2
San Francisco	11	12	1
San Francisco State	7	17	1

OPPONENT	W	L	T
Simon Fraser	2	1	0
SMU	3	2	0
Southern	1	0	0
South Dakota	1	0	0
Southern Illinois	1	1	0
Southern Mississippi	0	3	0
Southern Utah	1	0	0
Stanford	1	10	2
Stephen F.Austin	2	1	0
TCU	0	1	0
Tennessee State	1	0	0
Texas A&M-Kingsville	1	1	0
Texas A&M	0	1	0
Texas Southern	2	0	0
<b>Texas State</b>	<b>1</b>	<b>0</b>	<b>0</b>
Texas Tech	0	2	0
Toledo	0	3	0
Tulane	0	1	0
Tulsa	4	2	0
UC Davis	28	21	3
UC Riverside	2	0	0
UC Santa Barbara	4	6	0
<b>UNLV</b>	<b>23</b>	<b>15</b>	<b>0</b>
USC	0	5	0
Utah	5	4	1
Utah State	17	5	0
UTEP	2	1	0
Villanova	0	1	0
Washington	1	1	0
Washington State	0	2	0
Weber State	9	6	0
Western Illinois	1	0	0
Western Montana	1	0	0
Western Oregon	1	0	0
Western State	0	2	0
Western Washington	1	0	0
Westminster (Utah)	1	0	0
Whitman	1	0	0
Whittier	1	1	0
Wichita State	2	1	0
Willamette	7	5	0
Wisconsin	0	1	0
<b>Wyoming</b>	<b>3</b>	<b>2</b>	<b>0</b>
Youngstown State	0	1	0

2012 OPPONENTS IN BOLD

## COACHING RECORDS

	YR(S)	W	L	T	PCT.		YR(S)	W	L	T	PCT.
Frank Taylor (1896)	1	0	2	0	.000	Doug Dashiell (1936-38)	3	8	13	1	.386
William H. Harrelson (1897)	1	0	1	0	.000	Jim Aiken (1939-46)	8	38	26	4	.588
F.F. Ellis (1898)	1	4	1	0	.800	Joe Sheeketski (1947-50)	4	24	18	0	.571
A. King Dickson (1899)	1	3	2	0	.600	Glenn 'Jake' Lawlor (1952-54)	3	6	11	0	.353
James Hopper (1900)	1	4	2	1	.643	Gordon McEachron (1955-58)	4	6	23	1	.217
A.C. Steckle (1901-03)	3	6	9	2	.412	Dick Trachok (1959-68)	10	40	47	3	.461
Bruce Shorts (1904)	1	3	3	0	.500	Jerry Scattini (1969-75)	7	37	36	1	.507
No Coach (1905)	1	0	3	1	.125	Jeff Horton (1993)	1	7	4	0	.636
Jack Glascock (1915-17)	3	4	13	0	.235	Jeff Tisdell (1996-1999)	4	23	22	0	.511
R.E. Courtright (1919-23)	5	26	13	6	.644	Chris Tormey (2000-2003)	4	16	31	0	.340
Charlie Erb (1924)	1	3	4	1	.438	<b>Chris Ault</b>	<b>28</b>	<b>233</b>	<b>108</b>	<b>1</b>	<b>.681</b>
L.T.'Buck' Shaw (1925-28)	4	10	20	3	.348	(1976-92, 94-95, 04-present)					
George Philbrook (1929-31)	3	6	14	5	.340	<b>TOTALS</b>	<b>106</b>	<b>517</b>	<b>445</b>	<b>33</b>	<b>.536</b>
C.L.'Brick' Mitchell (1932-35)	4	10	20	3	.348						

# ALL-TIME SERIES RECORDS

## AIR FORCE

*Air Force leads 1-0. Home: 0-0; Road: 0-1; Neutral: 0-0*  
Oct. 26, 2012 L, 48-31 (Colorado Springs)

## ARIZONA

*Series tied 1-1-1. Home: 1-0; Road: 0-1-1*

Oct. 11, 1941 L, 7-26 (Tucson)  
Nov. 26, 1925 T, 0-0 (Tucson)  
Nov. 1, 1924 W, 23-14 (Reno)

## ARIZONA STATE

*Nevada leads 2-1. Home: 1-0; Road: 0-1; Neutral 1-0*

Sept. 9, 2006 L, 52-21 (Tempe)  
Nov. 29, 1947 W, 33-13 (Las Vegas)  
Oct. 12, 1946 W, 74-2 (Reno)

## ARKANSAS STATE

*Nevada leads 4-2. Home: 4-0; Road: 0-2*

Nov. 3, 1999 L, 28-44 (St. Univ.)  
Nov. 16, 1996 W, 66-14 (Reno)  
Sept. 10, 1994 W, 18-0 (Reno)  
Nov. 20, 1993 L, 21-23 (St. Univ.)  
Dec. 7, 1985 # W, 24-23 (Reno)  
Oct. 19, 1940 W, 0-78 (Reno)

## BALL STATE

*Nevada leads 1-0. Home: 0-0; Road: 0-0; Neutral: 1-0*

Dec. 19, 1996 % W, 18-15 (Las Vegas)

## BOISE STATE

*Boise leads 26-13. Home: 11-9; Road: 2-16.*

Dec. 1, 2012 L, 27-21 (Reno)  
Oct. 1, 2011 L, 30-10 (Boise)  
Nov. 26, 2010 W, 34-31 (Reno)  
Nov. 27, 2009 L, 44-33 (Boise)  
Nov. 22, 2008 L, 41-34 (Reno)  
Oct. 14, 2007 L, 66-69^ (Boise)  
Nov. 25, 2006 L, 38-7 (Reno)  
Oct. 29, 2005 L, 14-49 (Boise)  
Nov. 27, 2004 L, 21-58 (Reno)  
Nov. 29, 2003 L, 3-56 (Boise)  
Nov. 23, 2002 L, 7-44 (Reno)  
Oct. 27, 2001 L, 7-49 (Boise)  
Oct. 23, 1999 L, 17-52 (Boise)  
Oct. 31, 1998 W, 52-24 (Reno)  
Nov. 8, 1997 W, 56-42 (Boise)  
Oct. 12, 1996 W, 66-28 (Reno)  
Sept. 17, 1994 L, 27-37 (Boise)  
Sept. 11, 1993 W, 38-10 (Reno)  
Oct. 26, 1991 W, 17-14 (Reno)  
Dec. 8, 1990 # W, 59-52\* (Reno)  
Nov. 10, 1990 L, 14-30 (Boise)  
Nov. 4, 1989 W, 30-14 (Reno)  
Oct. 29, 1988 L, 28-40 (Boise)  
Nov. 7, 1987 L, 31-36 (Reno)  
Nov. 8, 1986 W, 21-16 (Boise)  
Sept. 21, 1985 W, 37-10 (Reno)  
Sept. 22, 1984 L, 12-37 (Boise)  
Sept. 24, 1983 W, 38-20 (Reno)  
Sept. 18, 1982 L, 13-20 (Boise)  
Oct. 31, 1981 L, 3-13 (Reno)  
Nov. 8, 1980 L, 3-14 (Boise)  
Nov. 10, 1979 L, 27-28 (Reno)  
Oct. 15, 1977 W, 28-10 (Reno)  
Oct. 23, 1976 L, 8-26 (Boise)  
Nov. 8, 1975 L, 6-49 (Reno)  
Oct. 5, 1974 L, 16-36 (Boise)  
Nov. 3, 1973 W, 23-21 (Reno)  
Oct. 14, 1972 L, 19-56 (Boise)  
Sept. 25, 1971 L, 10-17 (Reno)

^ - 4OT; \* - 3 OT

## BOSTON COLLEGE

*Nevada leads 1-0. Home: 0-0; Road: 0-0; Neutral: 1-0*

Jan. 9, 2011 W, 20-13 (San Francisco)!

## BOWLING GREEN

*Bowling Green leads 1-0. Home: 0-0; Road: 0-0;*

*Neutral: 0-1*  
Dec. 18, 1992 % L, 34-35 (Las Vegas)

## BRIGHAM YOUNG

*BYU leads 4-2-2. Home: 1-3; Road: 1-1-2*

Sept. 25, 2010 W, 27-13 (Provo)  
Sept. 14, 2002 W, 31-28 (Reno)  
Sept. 1, 2001 L, 7-52 (Provo)  
Sept. 28, 1940 T, 6-6 (Provo)  
Oct. 21, 1939 L, 0-7 (Reno)  
Oct. 3, 1931 L, 14-18 (Reno)  
Sept. 28, 1930 T, 6-6 (Provo)  
Sept. 28, 1929 L, 7-10 (Reno)

## BUFFALO

*Nevada leads 1-0. Home: 1-0*

Sept. 18, 2004 W, 38-13 (Reno)

## CALIFORNIA

*Cal leads 22-3-1. Home: 1-0; Road: 2-22-1*

Sept. 1, 2012 W, 31-24 (Berkeley)  
Sept. 17, 2010 W, 52-31 (Reno)  
Sept. 21, 1996 L, 15-33 (Berkeley)  
Sept. 29, 1994 L, 0-33 (Berkeley)  
Sept. 30, 1993 L, 0-34 (Berkeley)  
Oct. 29, 1992 L, 0-38 (Berkeley)  
Nov. 7, 1991 L, 6-25 (Berkeley)  
Nov. 15, 1990 L, 0-8 (Berkeley)  
Nov. 17, 1988 L, 0-60 (Berkeley)  
Oct. 1, 1927 L, 0-54 (Berkeley)  
Nov. 13, 1926 L, 7-20 (Berkeley)  
Oct. 3, 1925 L, 0-54 (Berkeley)  
Nov. 15, 1924 L, 0-27 (Berkeley)  
Nov. 3, 1923 T, 0-0 (Berkeley)  
Nov. 18, 1922 L, 13-61 (Berkeley)  
Oct. 8, 1921 L, 6-51 (Berkeley)  
Oct. 16, 1920 L, 7-79 (Berkeley)  
Nov. 20, 1915 L, 6-81 (Berkeley)  
Nov. 4, 1905 L, 0-16 (Berkeley)  
Nov. 5, 1904 L, 0-16 (Berkeley)  
Nov. 7, 1903 W, 6-2 (Berkeley)  
Nov. 1, 1902 L, 0-29 (Berkeley)  
Oct. 30, 1901 L, 0-12 (Berkeley)  
Nov. 15, 1900 L, 0-32 (Berkeley)  
Nov. 15, 1899 L, 0-24 (Berkeley)

## CAL POLY, POMONA

*Cal Poly leads 2-1. Home: 1-2; Road: 0-0*

Oct. 28, 1961 W, 28-20 (Reno)  
Oct. 8, 1960 L, 6-20 (Reno)  
Nov. 10, 1952 L, 6-19 (Reno)

## CAL POLY, SAN LUIS OBISPO

*Nevada leads, 6-3. Home: 5-1; Road: 1-2*

Nov. 14, 1998 W, 63-0 (Reno)  
Sept. 19, 1981 W, 33-3 (Reno)  
Oct. 8, 1977 W, 48-29 (S.L.O.)  
Oct. 11, 1975 W, 16-8 (Reno)  
Nov. 2, 1974 L, 23-37 (S.L.O.)  
Oct. 28, 1972 L, 12-14 (Reno)  
Oct. 10, 1970 L, 0-35 (S.L.O.)  
Sept. 26, 1942 W, 18-0 (Reno)  
Sept. 27, 1941 W, 32-0 (Reno)

## CAL STATE FULLERTON

*Nevada leads 6-5. Home: 1-4; Road: 5-1*

Oct. 3, 1992 W, 19-0 (Fullerton)  
Aug. 30, 1986 W, 49-3 (Reno)  
Sept. 14, 1985 W, 30-3 (Fullerton)  
Oct. 20, 1984 L, 14-36 (Reno)  
Oct. 8, 1983 L, 6-14 (Reno)  
Oct. 23, 1982 W, 17-7 (Fullerton)  
Nov. 21, 1981 W, 36-34 (Fullerton)  
Oct. 25, 1980 L, 16-17 (Reno)  
Oct. 14, 1978 W, 37-14 (Fullerton)  
Oct. 27, 1973 L, 10-17 (Reno)  
Sept. 16, 1972 L, 6-13 (Fullerton)

## CAL STATE HAYWARD

*Nevada leads 8-0-1. Home: 6-0; Road: 2-0-1*

Nov. 4, 1978 W, 21-0 (Reno)  
Sept. 11, 1976 W, 30-13 (Reno)  
Oct. 25, 1975 W, 17-10 (Hayward)  
Nov. 11, 1972 W, 48-8 (Reno)  
Oct. 11, 1969 W, 31-21 (Reno)  
Oct. 19, 1968 T, 7-7 (Hayward)  
Oct. 28, 1967 W, 23-7 (Reno)  
Nov. 5, 1966 W, 24-0 (Hayward)  
Oct. 9, 1965 W, 42-0 (Reno)

## CAL STATE LOS ANGELES

*Series tied 1-1. Home: 1-0; Road: 0-1*

Oct. 20, 1956 L, 14-26 (L.A.)  
Nov. 5, 1955 W, 13-12 (Reno)

## CAL STATE NORTHRIDGE

*Nevada leads 5-1. Home: 4-1; Road: 1-0*

Sept. 7, 1985 W, 56-12 (Reno)  
Oct. 18, 1980 W, 31-3 (Reno)  
Sept. 24, 1977 L, 19-22 (Reno)  
Oct. 12, 1974 W, 19-14 (Reno)  
Oct. 20, 1973 W, 48-0 (Northridge)  
Nov. 14, 1970 W, 23-17 (Reno)

## CENTRAL ARKANSAS

*Nevada leads 1-0. Home: 1-0; Road: 0-0*

Oct. 3, 1981 W, 63-13 (Reno)

## CENTRAL FLORIDA

*Nevada leads 1-0. Home: 0-0; Road: 0-0; Neutral: 1-0*

Dec. 24, 2005 W, 49-48 (OT) (Honolulu)^

## CHICO STATE

*Nevada leads 20-10-1. Home: 14-4; Road: 6-6-1*

Oct. 30, 1976 W, 43-14 (Reno)  
Oct. 18, 1975 L, 3-6 (Chico)  
Oct. 26, 1974 W, 30-12 (Reno)  
Sept. 22, 1973 W, 33-3 (Chico)  
Nov. 4, 1972 W, 48-32 (Reno)  
Oct. 4, 1969 L, 15-27 (Reno)  
Oct. 12, 1968 L, 15-20 (Chico)  
Oct. 21, 1967 W, 27-6 (Reno)  
Oct. 29, 1966 W, 41-31 (Chico)  
Nov. 13, 1965 W, 24-6 (Reno)  
Nov. 21, 1964 W, 38-8 (Reno)  
Oct. 19, 1963 W, 31-16 (Reno)  
Sept. 29, 1962 L, 7-21 (Chico)  
Oct. 7, 1961 W, 27-6 (Reno)  
Oct. 1, 1960 L, 9-12 (Chico)  
Oct. 3, 1959 W, 27-8 (Reno)  
Oct. 4, 1958 L, 18-22 (Chico)  
Oct. 5, 1957 L, 19-20 (Reno)

Oct. 13, 1956 T, 6-6 (Chico)  
Oct. 15, 1955 L, 0-47 (Reno)  
Oct. 23, 1954 L, 0-32 (Chico)  
Oct. 10, 1953 W, 27-7 (Reno)  
Oct. 11, 1952 W, 34-2 (Chico)  
Nov. 4, 1939 W, 3-0 (Chico)  
Oct. 8, 1938 W, 22-0 (Reno)  
Oct. 30, 1937 W, 27-0 (Chico)  
Nov. 14, 1936 W, 24-7 (Reno)  
Nov. 28, 1935 W, 14-6 (Chico)  
Nov. 17, 1934 L, 6-9 (Reno)  
Nov. 11, 1933 W, 21-0 (Reno)  
Oct. 13, 1901 W, 47-0 (Reno)

# ALL-TIME SERIES RECORDS

## CINCINNATI

*Nevada leads 1-0. Home: 0-0; Road: 1-0*  
 Sept. 17, 1949 W, 41-21 (Cincinnati)

## COLORADO STATE

*Colorado St. leads 9-2. Home: 1-3; Road: 0-6*  
 Sept. 11, 2010 W, 51-6 (Reno)  
 Sept. 19, 2009 L, 35-20 (Ft. Collins)  
 Sept. 16, 2006 W, 28-10 (Reno)  
 Sept. 24, 2005 L, 42-21 (Ft. Collins)  
 Sept. 28, 2002 L, 28-32 (Reno)  
 Sept. 8, 2001 L, 18-35 (Ft. Collins)  
 Sept. 30, 2000 L, 14-45 (Reno)  
 Sept. 11, 1999 L, 33-38 (Ft. Collins)  
 Sept. 12, 1998 L, 14-26 (Reno)  
 Aug. 30, 1997 L, 13-45 (Ft. Collins)  
 Oct. 19, 1974 L, 17-66 (Ft. Collins)

## DAYTON

*Dayton leads 1-0. Home: 0-0; Road: 0-1*  
 Nov. 6, 1949 L, 14-16 (Dayton)

## DETROIT

*Detroit leads 1-0. Home: 0-0; Road: 0-1*  
 Nov. 8, 1947 L, 6-38 (Detroit)

## EASTERN KENTUCKY

*E. Kentucky leads 1-0. Home: 0-0; Road: 0-1*  
 Dec. 8, 1979 # L, 30-33\* (Richmond)  
 \*2OT

## EASTERN NEW MEXICO

*Nevada leads 1-0. Home: 1-0; Road: 0-0*  
 Oct. 26, 1940 W, 47-6 (Reno)

## EASTERN OREGON

*Nevada leads 2-0. Home: 1-0; Road: 1-0*  
 Nov. 13, 1971 W, 36-20 (LaGrande)  
 Nov. 7, 1970 W, 61-14 (Reno)

## EASTERN WASHINGTON

*Nevada leads 8-1. Home: 6-0; Road: 2-1*  
 Sept. 2, 2010 W, 49-24 (Reno)  
 Oct. 19, 1991 W, 51-14 (Cheney)  
 Oct. 13, 1990 W, 40-17 (Reno)  
 Sept. 9, 1989 L, 7-33 (Cheney)  
 Nov. 12, 1988 W, 30-12 (Reno)  
 Sept. 12, 1987 W, 40-26 (Cheney)  
 Oct. 25, 1986 W, 56-22 (Reno)  
 Oct. 12, 1985 W, 31-25 (Reno)  
 Nov. 3, 1984 W, 35-21 (Reno)

## FRESNO STATE

*Fresno leads 24-19-1. Home: 11-10-1; Road: 8-14*  
 Nov. 10, 2012 L, 52-36 (Reno)  
 Oct. 22, 2011 W, 45-38 (Reno)  
 Nov. 13, 2010 W, 35-34 (Fresno)  
 Nov. 14, 2009 W, 52-14 (Reno)  
 Nov. 7, 2008 W, 41-28 (Fresno)  
 Oct. 6, 2007 L, 41-49 (Reno)  
 Sept. 1, 2006 L, 28-19 (Fresno)  
 Nov. 26, 2005 W, 38-35 (Reno)  
 Nov. 20, 2004 L, 17-54 (Fresno)  
 Nov. 8, 2003 L, 27-10 (Reno)  
 Nov. 16, 2002 L, 30-38 (Fresno)  
 Nov. 17, 2001 L, 14-61 (Reno)  
 Oct. 14, 2000 L, 21-58 (Fresno)  
 Sept. 25, 1999 L, 24-49 (Reno)  
 Sept. 26, 1998 W, 27-24 (Fresno)  
 Nov. 5, 1994 W, 62-35 (Fresno)  
 Sept. 17, 1983 L, 22-24 (Fresno)  
 Oct. 16, 1982 W, 40-26 (Reno)  
 Oct. 8, 1955 L, 9-42 (Fresno)

Oct. 16, 1954 L, 7-21 (Reno)  
 Oct. 17, 1953 L, 7-47 (Fresno)  
 Nov. 8, 1952 L, 32-59 (Reno)  
 Oct. 22, 1949 W, 34-13 (Fresno)  
 Nov. 11, 1948 W, 53-7 (Fresno)  
 Oct. 27, 1945 W, 7-4 (Reno)  
 Nov. 7, 1942 L, 0-33 (Fresno)  
 Oct. 18, 1941 L, 3-6 (Reno)  
 Nov. 2, 1940 L, 6-7 (Fresno)  
 Oct. 14, 1939 L, 0-45 (Fresno)  
 Oct. 22, 1938 L, 0-27 (Reno)  
 Nov. 6, 1937 L, 8-46 (Reno)  
 Nov. 26, 1936 L, 6-13 (Fresno)  
 Nov. 11, 1935 L, 6-27 (Reno)  
 Nov. 29, 1934 L, 0-33 (Fresno)  
 Nov. 24, 1932 W, 7-0 (Fresno)  
 Oct. 24, 1931 W, 31-13 (Reno)  
 Nov. 27, 1930 L, 0-6 (Fresno)  
 Oct. 19, 1929 W, 48-0 (Reno)  
 Nov. 10, 1928 T, 12-12 (Reno)  
 Oct. 15, 1927 L, 7-10 (Fresno)  
 Oct. 9, 1926 W, 26-7 (Fresno)  
 Nov. 7, 1925 W, 60-6 (Reno)  
 Oct. 11, 1924 W, 16-0 (Reno)  
 Nov. 10, 1923 W, 46-3 (Reno)

## FURMAN

*Series tied 1-1. Home: 1-0; Road: 0-1*  
 Dec. 1, 1990 # W, 42-35\*\* (Reno)  
 Dec. 14, 1985 # L, 12-35 (Greenville)  
 \*3OT

## GEORGIA SOUTHERN

*Georgia So. leads 2-0. Home: 0-1; Road: 0-1*  
 Dec. 15, 1990 # L, 13-36 (Statesboro)  
 Dec. 13, 1986 # L, 38-48 (Statesboro)

## GONZAGA

*Gonzaga leads 1-0. Home: 0-0; Road: 0-1*  
 Nov. 19, 1927 L, 6-41 (Spokane)

## GRAMBLING STATE

*Tied 1-1. Home: 1-0; Road: 0-1*  
 Aug. 30, 2008 W, 49-13 (Reno)  
 Nov. 25, 1972 L, 3-37 (Grambling)

## HAWAII

*Nevada leads 9-8. Home: 5-1; Road: 4-7*  
 Sept. 22, 2012 W, 69-24 (Honolulu)  
 Nov. 12, 2011 W, 42-28 (Reno)  
 Oct. 16, 2010 L, 27-21 (Honolulu)  
 Oct. 31, 2009 W, 31-21 (Reno)  
 Oct. 25, 2008 L, 38-31 (Honolulu)  
 Nov. 16, 2007 L, 26-28 (Reno)  
 Oct. 7, 2006 L, 41-34 (Honolulu)  
 Nov. 5, 2005 W, 38-28 (Reno)  
 Oct. 9, 2004 L, 26-48 (Honolulu)  
 Nov. 15, 2003 W, 24-14 (Reno)  
 Oct. 12, 2002 L, 34-59 (Honolulu)  
 Sept. 22, 2001 W, 28-20 (Reno)  
 Nov. 11, 2000 L, 17-37 (Honolulu)  
 Nov. 23, 1968 L, 0-21 (Honolulu)  
 Dec. 17, 1948 W, 73-12 (Honolulu)  
 Dec. 7, 1946 W, 26-7 (Honolulu)  
 Dec. 25, 1920 W, 14-0 (Honolulu)

## HUMBOLDT STATE

*Humboldt St. leads 12-3-1. Home: 2-6; Road: 1-6-1*  
 Oct. 25, 1969 L, 0-34 (Arcata)  
 Nov. 2, 1968 L, 17-20 (Reno)  
 Nov. 11, 1967 T, 7-7 (Arcata)  
 Nov. 19, 1966 L, 17-18 (Reno)  
 Nov. 20, 1965 W, 32-18 (Arcata)  
 Oct. 24, 1964 L, 8-17 (Reno)

Oct. 26, 1963 L, 0-3 (Arcata)  
 Oct. 27, 1962 W, 15-0 (Reno)  
 Nov. 11, 1961 L, 14-16 (Arcata)  
 Nov. 12, 1960 L, 6-22 (Reno)  
 Nov. 7, 1959 L, 7-21 (Arcata)  
 Nov. 8, 1958 W, 22-12 (Reno)  
 Nov. 2, 1957 L, 7-26 (Arcata)  
 Nov. 10, 1956 L, 18-26 (Reno)  
 Nov. 11, 1955 L, 6-47 (Arcata)  
 Nov. 13, 1954 L, 14-21 (Reno)

## IDAHO

*Nevada leads 20-9. Home: 12-2; Road: 8-7*  
 Dec. 3, 2011 W, 56-3 (Reno)  
 Nov. 6, 2010 W, 63-17 (Moscow)  
 Oct. 24, 2009 W, 70-45 (Reno)  
 Oct. 4, 2008 W, 49-14 (Moscow)  
 Oct. 27, 2007 W, 37-21 (Reno)  
 Nov. 4, 2006 W, 45-7 (Moscow)  
 Oct. 8, 2005 W, 62-14 (Reno)  
 Nov. 6, 1999 L, 33-42 (Reno)  
 Oct. 24, 1998 W, 58-23 (Moscow)  
 Oct. 18, 1997 W, 42-23 (Reno)  
 Oct. 19, 1996 L, 15-24 (Moscow)  
 Oct. 5, 1991 W, 31-23 (Moscow)  
 Sept. 29, 1990 W, 31-28 (Reno)  
 Oct. 28, 1989 L, 22-42 (Moscow)  
 Nov. 5, 1988 L, 31-32 (Reno)  
 Oct. 17, 1987 L, 28-38 (Moscow)  
 Nov. 29, 1986 # W, 27-7 (Reno)  
 Oct. 18, 1986 W, 17-13 (Reno)  
 Sept. 28, 1985 L, 21-25 (Moscow)  
 Oct. 6, 1984 W, 23-17 (Reno)  
 Nov. 12, 1983 W, 43-24 (Moscow)  
 Nov. 20, 1982 W, 25-16 (Reno)  
 Oct. 24, 1981 W, 23-14 (Moscow)  
 Nov. 22, 1980 W, 38-7 (Reno)  
 Nov. 3, 1979 W, 38-26 (Moscow)  
 Nov. 16, 1940 L, 0-6 (Moscow)  
 Oct. 24, 1936 W, 7-6 (Reno)  
 Nov. 22, 1935 L, 6-26 (Moscow)  
 Nov. 27, 1924 L, 0-23 (Moscow)

## IDAHO STATE

*Nevada leads 18-11. Home: 11-4; Road: 7*  
 7.Oct. 12, 1991 W, 41-20 (Reno)  
 Oct. 6, 1990 W, 17-17 (Pocatello)  
 Sept. 23, 1989 W, 39-10 (Reno)  
 Nov. 19, 1988 W, 50-13 (Pocatello)  
 Oct. 31, 1987 W, 40-19 (Reno)  
 Nov. 1, 1986 W, 44-14 (Pocatello)  
 Nov. 9, 1985 W, 42-14 (Reno)  
 Nov. 17, 1984 W, 29-27 (Pocatello)  
 Nov. 26, 1983 # W, 27-20 (Pocatello)  
 Oct. 1, 1983 W, 37-16 (Reno)  
 Nov. 13, 1982 W, 24-14 (Pocatello)  
 Sept. 26, 1981 L, 7-23 (Pocatello)  
 Nov. 1, 1980 L, 26-30 (Reno)  
 Sept. 8, 1979 W, 24-6 (Reno)  
 Nov. 18, 1978 W, 37-0 (Pocatello)  
 Sept. 17, 1977 W, 35-0 (Reno)  
 Sept. 25, 1976 L, 22-27 (Pocatello)  
 Nov. 1, 1975 L, 3-28 (Reno)  
 Sept. 21, 1974 L, 7-13 (Pocatello)  
 Sept. 29, 1973 W, 38-14 (Reno)  
 Oct. 30, 1971 L, 0-27 (Pocatello)  
 Sept. 21, 1963 L, 19-36 (Pocatello)  
 Nov. 17, 1962 W, 14-7 (Reno)  
 Sept. 28, 1957 L, 6-40 (Reno)  
 Sept. 22, 1956 L, 6-20 (Pocatello)  
 Nov. 14, 1953 L, 13-34 (Reno)  
 Oct. 25, 1952 L, 13-33 (Pocatello)  
 Oct. 12, 1940 W, 62-0 (Reno)  
 Oct. 2, 1936 W, 21-12 (Reno)

# ALL-TIME SERIES RECORDS

## KENT STATE

*Nevada leads 1-0. Home: 1-0; Road: 0-0*  
 Sept. 28, 1996 W, 63-42 (Kent)

## LONG BEACH STATE

*Long Beach St. leads 2-0. Home: 0-1; Road: 0-1*  
 Sept. 18, 1965 L, 0-47 (Long Beach)  
 Sept. 19, 1964 L, 6-53 (Reno)

## LOUISIANA-LAFAYETTE

*Nevada leads 1-0. Home: 1-0; Road: 0-0*  
 Sept. 2, 1995 W, 38-14 (Reno)

## LOUISIANA-MONROE

*Nevada leads 3-0. Home: 3-0; Road: 0-0*  
 Oct. 14, 1995 W, 59-35 (Reno)  
 Sept. 24, 1994 W, 34-22 (Reno)  
 Nov. 24, 1990 # W, 27-14 (Reno)

## LOUISIANA TECH

*Nevada leads 7-5. Home: 3-3; Road: 4-2*  
 Nov. 19, 2011 L, 24-20 (Reno)  
 Dec. 4, 2010 W, 35-17 (Ruston)  
 Oct. 9, 2009 W, 37-14 (Reno)  
 Nov. 29, 2008 W, 35-31 (Ruston)  
 Dec. 1, 2007 W, 49-10 (Reno)  
 Nov. 18, 2006 W, 42-0 (Ruston)  
 Oct. 15, 2005 W, 37-27 (Reno)  
 Sept. 6, 2004 L, 38-21 (Ruston)  
 Oct. 25, 2003 L, 42-34 (Ruston)  
 Oct. 26, 2002 L, 47-50 (Ruston)  
 Oct. 13, 2001 L, 42-45 (Reno)  
 Oct. 21, 1995 W, 49-45 (Ruston)

## LOYOLA MARYMOUNT

*Loyola leads 4-1. Home: 1-2; Road: 0-2*  
 Oct. 28, 1950 L, 7-34 (Reno)  
 Nov. 11, 1949 W, 12-13 (Los Angeles)  
 Nov. 22, 1946 W, 53-0 (Las Vegas)  
 Nov. 30, 1941 L, 7-19 (Reno)  
 Oct. 13, 1933 L, 0-21 (Los Angeles)

## MARYLAND

*Maryland leads 1-0. Home: 0-0; Road: 0-0; Neutral: 0-1*  
 Dec. 30, 2008 L, 42-35 (Boise)@

## MASSACHUSETTS

*UMass leads 1-0. Home: 0-1; Road: 0-0*  
 Dec. 9, 1978 # L, 21-44 (Reno)

## MCNEESE STATE

*Nevada leads 2-0. Home: 2-0; Road: 0-0*  
 Sept. 19, 1992 W, 31-21 (Reno)  
 Nov. 30, 1991 # W, 22-16 (Reno)

## MIAMI

*Miami leads 1-0. Home: 0-0; Road: 0-0; Neutral: 0-1*  
 Dec. 31, 2006 L, 21-20 (Boise)@

## MISSOURI

*Missouri leads 2-0. Home: 0-1; Road: 0-1*  
 Sept. 25, 2009 L, 31-21 (Reno)  
 Sept. 13, 2008 L, 69-17 (Columbia)

## MISSOURI SOUTHERN

*Nevada leads 1-0. Home: 1-0; Road: 0-0*  
 Nov. 17, 1979 W, 32-6 (Reno)

## MONTANA

*Nevada leads 10-4. Home: 6-1; Road: 4-3*  
 Nov. 9, 1991 W, 35-28 (Missoula)  
 Nov. 3, 1990 W, 34-27 (Reno)  
 Oct. 14, 1989 L, 22-40 (Missoula)  
 Oct. 1, 1988 W, 27-3 (Reno)  
 Sept. 26, 1987 L, 29-41 (Missoula)

Sept. 20, 1986 W, 51-17 (Reno)  
 Oct. 5, 1985 W, 38-23 (Missoula)  
 Nov. 10, 1984 W, 31-28 (Reno)  
 Oct. 15, 1983 W, 38-0 (Missoula)  
 Oct. 2, 1982 L, 27-28 (Reno)  
 Nov. 7, 1981 L, 26-33 (Missoula)  
 Nov. 15, 1980 W, 10-7 (Reno)  
 Oct. 27, 1979 W, 27-20 (Missoula)  
 Nov. 11, 1950 W, 35-28\* (Reno)  
 \*2OT

## MONTANA STATE

*Nevada leads 12-6. Home: 9-2; Road: 3-4*  
 Sept. 14, 1996 W, 31-7 (Reno)  
 Sept. 28, 1991 W, 54-12 (Reno)  
 Sept. 22, 1990 W, 20-14 (Bozeman)  
 Oct. 7, 1989 W, 27-23 (Reno)  
 Oct. 22, 1988 L, 14-17 (Bozeman)  
 Oct. 10, 1987 W, 31-13 (Reno)  
 Sept. 27, 1986 W, 61-10 (Bozeman)  
 Nov. 2, 1985 W, 61-14 (Reno)  
 Oct. 13, 1984 L, 41-44\* (Bozeman)  
 Nov. 19, 1983 W, 33-3 (Reno)  
 Sept. 25, 1982 L, 10-17 (Bozeman)  
 Nov. 14, 1981 W, 46-13 (Reno)  
 Sept. 20, 1980 W, 24-12 (Bozeman)  
 Oct. 13, 1979 L, 10-12 (Reno)  
 Oct. 10, 1964 L, 14-24 (Bozeman)  
 Oct. 5, 1963 L, 13-41 (Reno)  
 Nov. 15, 1947 W, 50-0 (Reno)  
 Nov. 2, 1946 W, 38-14 (Reno)  
 \*4OT

## MONTANA TECH

*Nevada leads 1-0. Home: 1-0; Road: 0-0*  
 Oct. 2, 1976 W, 57-7 (Reno)

## MURRAY STATE

*Nevada leads 1-0. Home: 1-0; Road: 0-0*  
 Sept. 24, 1988 W, 28-18 (Reno)

## NEBRASKA

*Nebraska leads 1-0. Home: 0-0; Road: 0-1*  
 Sept. 1, 2007 L, 10-52 (Lincoln)

## NEW MEXICO

*Tied 2-2-1. Home: 1-0-1; Road: 0-1*  
 Nov. 17, 2012 W, 31-24 (Albuquerque)  
 Oct. 15, 2011 W, 49-7 (Reno)  
 Dec. 22, 2007 L, 0-23\* (Albuquerque)  
 Oct. 31, 1942 T, 0-0 (Reno)  
 Nov. 1, 1941 L, 7-26 (Albuquerque)  
 \* - New Mexico Bowl

## NEW MEXICO STATE

*Nevada leads 13-2. Home: 6-2; Road: 7-0*  
 Oct. 29, 2011 W, 48-34 (Las Cruces)  
 Nov. 20, 2010 W, 52-6 (Reno)  
 Nov. 21, 2009 W, 63-20 (Las Cruces)  
 Oct. 11, 2008 L, 48-45 (Reno)  
 Nov. 2, 2007 W, 40-38 (Las Cruces)  
 Oct. 28, 2006 W, 48-21 (Reno)  
 Nov. 12, 2005 W, 48-24 (Las Cruces)  
 Oct. 9, 1999 W, 23-16 (Las Cruces)  
 Oct. 10, 1998 L, 45-48 (Reno)  
 Nov. 1, 1997 W, 45-24 (Reno)  
 Nov. 2, 1996 W, 63-14 (Reno)  
 Sept. 9, 1995 W, 45-24 (Las Cruces)  
 Oct. 15, 1994 W, 45-24 (Reno)  
 Nov. 13, 1993 W, 34-14 (Las Cruces)  
 Oct. 24, 1992 W, 35-21 (Reno)

## NICHOLLS STATE

*Nevada leads 1-0. Home: 1-0; Road: 0-0*  
 Sept. 15, 2007 W, 52-17 (Reno)

## NORTH DAKOTA

*North Dakota leads, 1-0. Home: 0-1; Road: 0-0*  
 Sept. 12, 1981 L, 11-17 (Reno)

## NORTHERN ARIZONA

*Nevada leads 15-3-1. Home: 8-0-1; Road: 6-3; Neutral: 1-0*  
 Sept. 3, 1994 W, 30-27 (Reno)  
 Nov. 16, 1991 W, 45-16 (Flagstaff)  
 Sept. 8, 1990 W, 55-14 (Reno)  
 Nov. 18, 1989 W, 52-45 (Flagstaff)  
 Oct. 8, 1988 W, 31-28 (Reno)  
 Nov. 21, 1987 W, 40-39 (Flagstaff)  
 Nov. 15, 1986 W, 27-17 (Reno)  
 Oct. 26, 1985 W, 36-10 (Flagstaff)  
 Sept. 29, 1984 W, 37-20 (Reno)  
 Oct. 29, 1983 L, 38-41 (Flagstaff)  
 Oct. 9, 1982 W, 24-12 (Reno)  
 Oct. 10, 1981 W, 34-17 (Flagstaff)  
 Oct. 11, 1980 W, 21-0 (Reno)  
 Nov. 24, 1979 W, 31-7 (Flagstaff)  
 Nov. 16, 1957 L, 20-26 (Flagstaff)  
 Sept. 20, 1947 W, 50-0 (Reno)  
 Oct. 7, 1944 W, 25-6 (Las Vegas)  
 Sept. 30, 1939 L, 7-9 (Flagstaff)  
 Oct. 1, 1938 T, 12-12 (Reno)

## NORTHERN COLORADO

*Series tied 2-2. Home: 2-0; Road: 0-2*  
 Nov. 18, 1961 W, 17-0 (Reno)  
 Nov. 19, 1960 L, 6-37 (Greeley)  
 Nov. 30, 1939 W, 15-6 (Reno)  
 Oct. 14, 1938 L, 13-27 (Greeley)

## NORTHERN ILLINOIS

*Series tied 1-1. Home: 0-1; Road: 1-0*  
 Sept. 25, 1993 L, 42-46 (Reno)  
 Oct. 1, 1994 W, 35-31 (DeKalb)

## NORTHERN IOWA

*Nevada leads 1-0. Home: 1-0; Road: 0-0*  
 Oct. 30, 1982 W, 37-0 (Reno)

## NORTH TEXAS

*Nevada leads 9-2. Home: 7-0; Road: 1-2; Neutral: 1-0*  
 Oct. 30, 1999 W, 41-28 (Reno)  
 Oct. 17, 1998 L, 21-27 (Denton)  
 Oct. 25, 1997 W, 65-10 (Reno)  
 Oct. 26, 1996 W, 40-13 (Denton)  
 Oct. 7, 1995 W, 56-24 (Reno)  
 Sept. 21, 1991 W, 72-0 (Reno)  
 Dec. 3, 1983 # W, 20-17\* (Reno)  
 Nov. 18, 1950 L, 21-34 (Denton)  
 Nov. 24, 1949 W, 28-7 (Reno)  
 Oct. 9, 1948 W, 48-7 (Reno)  
 Jan. 1, 1948 & W, 13-6 (Phoenix)  
 \* OT

## NORTHWESTERN

*Series tied 1-1. Home: 1-0; Road: 0-1*  
 Sept. 8, 2007 L, 31-36 (Evanston)  
 Sept. 22, 2006 W, 31-21 (Reno)

# ALL-TIME SERIES RECORDS

## NORTHWESTERN STATE (LA.)

*Nevada leads 3-0. Home: 3-0; Road: 0-0*

Sept. 15, 2012	W, 45-34	(Reno)
Sept. 14, 1991	W, 45-14	(Reno)
Sept. 10, 1988	W, 35-26	(Reno)

## NOTRE DAME

*Notre Dame leads 1-0. Home: 0-0; Road: 0-0*

Sept. 5, 2009	L, 35-0	(South Bend)
---------------	---------	--------------

## OCCIDENTAL

*Nevada leads 1-0. Home: 1-0; Road: 0-0*

Oct. 14, 1922	W, 35-0	(Reno)
---------------	---------	--------

## OKLAHOMA CITY

*Nevada leads 1-0. Home: 1-0; Road: 0-0*

Oct. 30, 1948	W, 79-13	(Reno)
---------------	----------	--------

## OREGON

*Oregon leads 6-1. Home: 0-1; Road: 1-5*

Sept. 10, 2011	L, 69-20	(Eugene)
Sept. 6, 2003	L, 31-23	(Eugene)
Sept. 2, 2000	L, 7-36	(Eugene)
Sept. 18, 1999	L, 10-72	(Eugene)
Sept. 13, 1997	L, 20-24	(Reno)
Sept. 7, 1996	L, 30-44	(Eugene)
Oct. 4, 1947	W, 13-6	(Eugene)

## OREGON STATE

*Oregon St. leads 3-0. Home: 0-1; Road: 0-2*

Sept. 4, 1999	L, 13-28	(Reno)
Sept. 5, 1998	L, 6-48	(Corvallis)
Nov. 26, 1903	L, 0-15	(Corvallis)

## OREGON TECH

*Nevada leads 1-0. Home: 1-0; Road: 0-0*

Sept. 18, 1971	W, 44-7	(Reno)
----------------	---------	--------

## PACIFIC (CALIF.)

*Nevada leads 16-10-1. Home: 11-5; Road: 5-5-1*

Nov. 11, 1995	W, 45-29	(Stockton)
Oct. 8, 1994	W, 38-26	(Reno)
Oct. 30, 1993	W, 31-23	(Stockton)
Sept. 12, 1992	W, 20-14	(Reno)
Sept. 8, 1984	L, 7-12	(Stockton)
Nov. 5, 1983	W, 34-24	(Reno)
Oct. 14, 1950	L, 7-43	(Reno)
Oct. 8, 1949	L, 6-47	(Stockton)
Nov. 21, 1940	L, 6-24	(Reno)
Nov. 11, 1939	W, 8-0	(Stockton)
Oct. 28, 1938	L, 0-51	(Reno)
Oct. 23, 1937	L, 3-7	(Stockton)
Nov. 6, 1936	L, 0-25	(Stockton)
Oct. 26, 1935	L, 6-7	(Reno)
Nov. 9, 1934	L, 0-14	(Stockton)
Oct. 21, 1933	W, 7-0	(Reno)
Oct. 16, 1931	T, 0-0	(Stockton)
Oct. 18, 1930	W, 20-13	(Reno)
Nov. 1, 1929	W, 8-0	(Stockton)
Oct. 20, 1928	L, 6-7	(Reno)
Nov. 5, 1927	W, 19-13	(Reno)
Oct. 2, 1926	W, 6-0	(Reno)
Oct. 17, 1925	W, 14-0	(Reno)
Oct. 18, 1924	W, 48-6	(Reno)
Oct. 15, 1919	W, 132-0	(Reno)
Oct. 14, 1899	W, 63-5	(Reno)
Oct. 27, 1898	W, 35-0	(Stockton)

## PEPPERDINE

*Nevada leads 3-2. Home: 1-2; Road: 2-0*

Sept. 24, 1960	W, 25-8	(Reno)
Sept. 26, 1959	W, 27-12	(Malibu)
Sept. 20, 1958	W, 12-7	(Malibu)
Sept. 20, 1957	L, 12-24	(Reno)
Oct. 27, 1940	L, 19-40	(Reno)

## PORTLAND

*Nevada leads 2-0. Home: 1-0; Road: 1-0*

Sept. 25, 1949	W, 53-27	(Port'nd)
Oct. 11, 1947	W, 51-6	(Reno)

## PORTLAND STATE

*Nevada leads 6-2. Home: 4-0; Road: 2-2*

Nov. 13, 1976	W, 35-22	(Reno)
Sept. 13, 1975	L, 0-37	(Portland)
Sept. 28, 1974	W, 19-14	(Reno)
Oct. 6, 1973	W, 59-0	(Portland)
Oct. 7, 1972	W, 27-13	(Reno)
Oct. 16, 1971	W, 23-16	(Portland)
Sept. 30, 1961	W, 41-20	(Reno)
Oct. 29, 1960	L, 7-14	(Portland)

## PUGET SOUND

*Puget Sound leads 1-0. Home: 0-1; Road: 1-0*

Nov. 23, 1903	L, 0-10	(Reno)
---------------	---------	--------

## REDLANDS

*Series tied 1-1. Home: 1-0; Road: 0-1*

Sept. 22, 1962	W, 33-0	(Reno)
Sept. 23, 1961	L, 0-25	(Redlands)

## RICE

*Nevada leads 3-2. Home: 3-0; Road: 0-2*

Oct. 16, 2004	W, 35-10	(Reno)
Nov. 1, 2003	L, 52-42	(Houston)
Sept. 21, 2002	W, 31-21	(Reno)
Oct. 20, 2001	L, 30-33*	(Houston)
Nov. 18, 2000	W, 34-28	(Reno)

\* OT

## SACRAMENTO STATE

*Nevada leads 17-9. Home: 9-5; Road: 7-4.*

Sept. 11, 2004	W, 59-7	(Reno)
Sept. 15, 1990	W, 41-7	(Reno)
Oct. 28, 1978	W, 39-15	(Sacramento)
Oct. 29, 1977	W, 75-0	(Reno)
Nov. 6, 1976	W, 42-27	(Reno)
Sept. 27, 1975	L, 16-36	(Reno)
Sept. 14, 1974	W, 31-7	(Sacramento)
Sept. 15, 1973	W, 17-10	(Reno)
Sept. 30, 1972	L, 14-19	(Sacramento)
Oct. 17, 1970	W, 18-14	(Reno)
Oct. 18, 1969	L, 7-41	(Sacramento)
Oct. 26, 1968	L, 14-17	(Reno)
Nov. 4, 1967	L, 7-14	(Sacramento)
Nov. 12, 1966	L, 8-13	(Reno)
Oct. 23, 1965	W, 20-13	(Sacramento)
Oct. 31, 1964	L, 0-28	(Reno)
Nov. 2, 1963	W, 15-11	(Sacramento)
Nov. 3, 1962	W, 23-12	(Reno)
Nov. 4, 1961	W, 14-8	(Sacramento)
Nov. 5, 1960	W, 15-0	(Reno)
Oct. 24, 1959	W, 14-0	(Sacramento)
Oct. 25, 1958	W, 40-24	(Reno)
Nov. 9, 1957	L, 0-7	(Sacramento)
Nov. 3, 1956	L, 20-21	(Reno)
Oct. 21, 1955	W, 28-7	(Sacramento)
Oct. 2, 1954	W, 28-14	(Reno)

## SAM HOUSTON STATE

*Nevada leads 1-0. Home: 1-0; Road: 0-0*

Sept. 6, 1986	W, 35-7	(Reno)
---------------	---------	--------

## ST. LOUIS

*Nevada leads 1-0. Home: 0-0; Road: 1-0*

Nov. 2, 1947	W, 27-27	(St. Louis)
--------------	----------	-------------

## ST. MARY'S (CALIF.)

*St. Mary's leads 17-4-1. Home: 0-8-1;*

*Road: 4-8; Neutral: 0-1*

Nov. 5, 1950	L, 14-25	(Moraga)
Oct. 2, 1949	L, 14-20	(Moraga)
Oct. 17, 1948	W, 48-20	(Moraga)
Oct. 19, 1947	W, 39-14	(Moraga)
Oct. 27, 1946	L, 12-13	(Moraga)
Sept. 28, 1945	L, 0-39	(Reno)
Oct. 11, 1942	L, 6-20	(Reno)
Oct. 9, 1937	L, 0-42	(Moraga)
Sept. 28, 1935	L, 0-20	(Moraga)
Oct. 12, 1934	W, 9-7	(Moraga)
Oct. 27, 1933	L, 0-61	(Reno)
Oct. 1, 1932	L, 0-35	(Moraga)
Nov. 22, 1929	L, 0-54	(Reno)
Oct. 27, 1928	L, 0-22	(Reno)
Oct. 22, 1927	L, 0-38	(Moraga)
Oct. 23, 1926	L, 0-13	(Reno)
Oct. 24, 1925	L, 0-35	(San Francisco)
Nov. 22, 1924	L, 0-27	(Reno)
Oct. 7, 1922	W, 21-13	(Moraga)
Oct. 15, 1921	L, 6-14	(Moraga)
Nov. 15, 1919	T, 0-0	(Reno)
Sept. 27, 1917	L, 0-41	(Reno)

## SAN DIEGO STATE

*San Diego State leads 3-2. Home: 1-1; Road: 1-2*

Oct. 20, 2012	L, 39-38 (OT)	(Reno)
Sept. 25, 2004	L, 10-27	(San Diego)
Sept. 28, 1995	L, 27-30	(San Diego)
Oct. 19, 1946	W, 26-0	(San Diego)
Nov. 3, 1945	W, 44-6	(Reno)

## SAN FRANCISCO

*USF leads 12-11-1. Home: 5-5-1; Road: 6-7*

Nov. 6, 1971	W, 12-0	(San Francisco)
Sept. 19, 1970	W, 28-6	(San Francisco)
Nov. 15, 1969	W, 50-7	(San Francisco)
Oct. 5, 1968	W, 48-13	(Reno)
Oct. 14, 1967	W, 21-14	(San Francisco)
Oct. 22, 1966	W, 40-16	(Reno)
Oct. 16, 1965	W, 34-6	(San Francisco)
Oct. 8, 1950	L, 6-66	(San Francisco)
Oct. 30, 1949	L, 13-41	(San Francisco)
Oct. 3, 1948	W, 26-7	(San Francisco)
Sept. 28, 1947	L, 13-37	(San Francisco)
Sept. 29, 1946	L, 14-26	(San Francisco)
Oct. 3, 1943	L, 0-6	(San Francisco)
Oct. 4, 1942	L, 7-27	(Reno)
Oct. 4, 1941	L, 3-7	(Reno)
Oct. 12, 1935	L, 7-27	(Reno)
Sept. 22, 1933	W, 12-7	(Reno)
Nov. 21, 1931	L, 7-40	(San Francisco)
Nov. 1, 1930	L, 13-20	(Reno)
Nov. 16, 1929	T, 0-0	(Reno)
Sept. 29, 1928	L, 0-12	(San Francisco)
Sept. 26, 1927	L, 0-19	(Reno)
Sept. 25, 1926	W, 27-14	(Reno)
Sept. 24, 1925	W, 7-0	(Reno)

## SAN FRANCISCO STATE

*S.F. State leads 17-7-1. Home: 6-8-1; Road: 1-9*

Sept. 30, 1978	W, 37-14	(Reno)
Oct. 1, 1977	W, 47-7	(San Francisco)
Sept. 7, 1974	W, 28-7	(Reno)
Sept. 8, 1973	L, 28-31	(San Francisco)
Sept. 9, 1972	W, 37-6	(Reno)
Nov. 8, 1969	L, 26-27	(San Francisco)
Nov. 16, 1968	W, 21-7	(Reno)
Oct. 7, 1967	L, 6-34	(San Francisco)
Oct. 22, 1966	L, 0-27	(Reno)
Nov. 6, 1965	L, 8-27	(San Francisco)

# ALL-TIME SERIES RECORDS

Nov. 14, 1964	L, 6-21	(Reno)
Nov. 16, 1963	L, 6-21	(Reno)
Oct. 20, 1962	T, 14-14	(Reno)
Oct. 21, 1961	L, 0-48	(San Francisco)
Oct. 22, 1960	L, 7-18	(San Francisco)
Oct. 17, 1959	L, 14-30	(Reno)
Oct. 18, 1958	L, 6-18	(Reno)
Oct. 18, 1957	L, 8-21	(San Francisco)
Sept. 29, 1956	L, 20-32	(Reno)
Oct. 29, 1955	L, 7-18	(San Francisco)
Nov. 6, 1954	L, 0-54	(San Francisco)
Sept. 25, 1954	L, 19-39	(Reno)
Nov. 7, 1953	L, 27-28	(Reno)
Sept. 21, 1940	W, 47-0	(Reno)
Sept. 22, 1939	W, 13-6	(Reno)

## SAN JOSE STATE

*Nevada leads 16-8-2. Home: 9-2-2; Road: 7-6*

Sept. 17, 2011	W, 17-14	(San Jose)
Oct. 9, 2010	W, 35-13	(Reno)
Nov. 8, 2009	W, 62-7	(San Jose)
Nov. 15, 2008	W, 41-17	(Reno)
Nov. 24, 2007	L, 24-27	(San Jose)
Oct. 21, 2006	W, 23-7	(Reno)
Oct. 1, 2005	W, 30-23	(San Jose)
Nov. 6, 2004	W, 42-24	(Reno)
Sept. 18, 2003	W, 42-30	(San Jose)
Oct. 19, 2002	W, 52-24	(Reno)
Nov. 10, 2001	L, 45-64	(San Jose)
Oct. 21, 2000	L, 30-49	(Reno)
Nov. 18, 1995	W, 45-28	(Reno)
Oct. 22, 1994	W, 42-10	(San Jose)
Nov. 6, 1993	W, 46-45	(Reno)
Nov. 7, 1992	L, 35-39	(San Jose)
Sept. 24, 1948	W, 39-0	(San Jose)
Nov. 8, 1941	W, 21-19	(Reno)
Nov. 30, 1940	L, 7-30	(San Jose)
Oct. 7, 1939	L, 0-28	(San Jose)
Nov. 16, 1935	L, 6-20	(San Jose)
Oct. 27, 1934	L, 0-10	(Reno)
Nov. 5, 1932	T, 0-0	(Reno)
Oct. 31, 1931	W, 18-0	(San Jose)
Nov. 5, 1900	T, 0-0	(Reno)
Nov. 30, 1899	W, 6-0	(Reno)

## SANTA CLARA

*Santa Clara leads 13-7-6. Home: 6-3-6; Road: 1-9; Neutral: 0-1*

Oct. 21, 1978	W, 38-6	(Reno)
Oct. 22, 1977	W, 33-14	(Santa Clara)
Oct. 9, 1976	W, 56-39	(Reno)
Nov. 15, 1975	L, 7-35	(Santa Clara)
Nov. 9, 1974	L, 12-20	(Reno)
Oct. 13, 1973	L, 14-27	(Santa Clara)
Oct. 21, 1972	W, 21-7	(Reno)
Oct. 2, 1971	L, 21-7	(Santa Clara)
Oct. 24, 1970	T, 28-28	(Reno)
Oct. 17, 1964	L, 20-43	(Santa Clara)
Oct. 22, 1950	L, 0-55	(Reno)
Nov. 7, 1948	L, 0-14	(Santa Clara)
Oct. 5, 1946	W, 33-7	(Reno)
Sept. 22, 1934	L, 0-40	(Santa Clara)
Oct. 11, 1930	T, 0-0	(Reno)
Oct. 13, 1928	L, 6-19	(Santa Clara)
Oct. 29, 1927	T, 7-7	(Reno)
Oct. 30, 1926	L, 0-25	(Santa Clara)
Oct. 31, 1925	L, 7-20	(Reno)
Nov. 8, 1924	T, 7-7	(Reno)
Oct. 27, 1923	T, 7-7	(Reno)
Nov. 25, 1922	T, 7-7	(Reno)
Nov. 25, 1920	L, 21-27	(Santa Clara)
Nov. 20, 1919	W, 41-7	(Reno)
Oct. 28, 1899	W, 11-6	(Reno)
Oct. 25, 1898	L, 6-12	(Santa Clara)

## SIMON FRASER

*Nevada leads 2-1. Home: 2-1; Road: 0-0*

Oct. 6, 1979	W, 35-10	(Reno)
Oct. 16, 1976	W, 44-13	(Reno)
Oct. 4, 1975	L, 10-17	(Reno)

## SOUTHERN METHODIST

*Tied 3-3. Home: 2-0; Road: 1-2; Neutral: 0-1*

Dec. 24, 2009	L, 45-10	(Honolulu)^
Nov. 13, 2004	L, 20-38	(Dallas)
Sept. 27, 2003	W, 12-9	(Reno)
Nov. 2, 2002	W, 24-6	(Dallas)
Nov. 3, 2001	W, 35-14	(Reno)
Oct. 28, 2000	L, 28-41	(Dallas)

## SOUTHERN (BATON ROUGE)

*Nevada leads 1-0. Home: 1-0; Road: 0-0*

Sept. 6, 1980	W, 20-0	(Reno)
---------------	---------	--------

## SOUTH DAKOTA

*Nevada leads 1-0. Home: 1-0; Road: 0-0*

Nov. 11, 1978	W, 50-7	(Reno)
---------------	---------	--------

## SOUTH FLORIDA

*USF leads 1-0. Home: 0-1; Road: 0-0*

Sept. 8, 2012	L, 32-31	(Reno)
---------------	----------	--------

## SOUTHERN ILLINOIS

*Series tied 1-1. Home: 1-0; Road: 0-1*

Sept. 2, 1989	W, 41-3	(Reno)
Dec. 10, 1983 #	L, 7-23	(Carbondale)

## SOUTHERN MISSISSIPPI

*Southern Miss leads 3-0. Home: 0-1; Road: 0-1; Neutral: 0-1*

Dec. 24, 2011	L, 24-17	(Honolulu)^
Nov. 21, 1998	L, 28-55	(Reno)
Sept. 20, 1997	L, 19-35	(Hattiesburg)

## SOUTHERN UTAH

*Nevada leads 1-0. Home: 1-0; Away: 0-0*

Aug. 30, 2003	W, 24-23	(Reno)
---------------	----------	--------

## STANFORD

*Stanford leads 10-1-2. Home: 0-0; Road: 1-10-2*

Nov. 14, 1931	L, 0-26	(Palo Alto)
Oct. 8, 1927	L, 2-20	(Palo Alto)
Oct. 16, 1926	L, 9-33	(Palo Alto)
Oct. 6, 1923	L, 0-27	(Palo Alto)
Nov. 4, 1922	L, 7-17	(Palo Alto)
Nov. 12, 1921	T, 14-14	(Palo Alto)
Oct. 26, 1905	L, 0-21	(Palo Alto)
Oct. 22, 1904	L, 0-17	(Palo Alto)
Oct. 24, 1903	T, 0-0	(Palo Alto)
Oct. 25, 1902	L, 5-11	(Palo Alto)
Nov. 2, 1901	L, 0-12	(Palo Alto)
Nov. 17, 1900	W, 6-0	(Palo Alto)
Nov. 11, 1899	L, 5-17	(Palo Alto)

## STEPHEN F. AUSTIN

*Nevada leads 2-1. Home: 2-1; Road: 0-0*

Oct. 24, 1987	L, 7-9	(Reno)
Oct. 11, 1986	W, 34-27	(Reno)
Sept. 9, 1978	W, 32-0	(Reno)

## TEXAS CHRISTIAN

*TCU leads 1-0. Home: 0-1; Road: 0-0*

Sept. 9, 2000	L, 10-41	(Reno)
---------------	----------	--------

## TENNESSEE STATE

*Nevada leads 1-0. Home: 1-0; Road: 0-0*

Dec. 6, 1986 #	W, 33-6	(Reno)
----------------	---------	--------

## TEXAS A&M

*Texas A&M leads 1-0. Home: 0-0; Road: 0-1*

Sept. 23, 1950	L, 18-48	(College Station)
----------------	----------	-------------------

## TEXAS A&M - KINGSVILLE

*Series tied 1-1. Home: 1-1; Road: 0-0*

Sept. 15, 1984	W, 61-35	(Reno)
Sept. 11, 1984	L, 34-42	(Reno)

## TEXAS SOUTHERN

*Nevada leads 2-0. Home: 2-0; Road: 0-0*

Sept. 18, 1993	W, 63-14	(Reno)
Nov. 21, 1992	W, 38-14	(Reno)

## TEXAS TECH

*Texas Tech leads 2-0. Home: 0-1; Road: 0-1*

Sept. 24, 2011	L, 35-34	(Lubbock)
Sept. 6, 2008	L, 35-19	(Reno)

## TEXAS STATE

*Nevada leads 1-0. Home: 0-0; Road: 1-0*

Sept. 29, 2012	W, 34-21	(San Marcos)
----------------	----------	--------------

## TOLEDO

*Toledo leads 3-0. Home: 0-1; Road: 0-1; Neutral: 0-1*

Sept. 27, 1997	L, 13-31	(Toledo)
Dec. 14, 1995%	L, 37-40*	(Las Vegas)
Sept. 23, 1995	L, 35-49	(Reno)
* OT		

## TULANE

*Tulane leads 1-0. Home: 0-0; Road: 0-1*

Sept. 26, 1992	L, 17-34	(New Orleans)
----------------	----------	---------------

## TULSA

*Nevada leads 4-2. Home: 2-0; Road: 2-2*

Oct. 23, 2004	W, 54-48*	(Reno)
Oct. 18, 2003	W, 28-21	(Tulsa)
Nov. 25, 2000	L, 3-38	(Tulsa)
Oct. 17, 1948	W, 65-14	(Tulsa)
Oct. 25, 1947	W, 21-13	(Reno)
Oct. 14, 1945	L, 0-40	(Tulsa)
* OT		

## UC DAVIS

*Nevada leads 28-21-3. Home: 19-11-2; Road: 9-10-1*

Sept. 16, 1989	L, 17-24	(Reno)
Sept. 17, 1988	W, 28-16	(Davis)
Sept. 19, 1987	W, 34-17	(Reno)
Sept. 13, 1980	T, 13-13	(Reno)
Sept. 22, 1979	W, 28-21	(Davis)
Sept. 23, 1978	W, 12-7	(Reno)
Nov. 12, 1977	L, 21-37	(Davis)
Nov. 10, 1973	L, 6-17	(Davis)
Oct. 23, 1971	L, 13-14	(Reno)
Oct. 31, 1970	L, 17-35	(Davis)
Nov. 1, 1969	W, 30-12	(Reno)
Nov. 9, 1968	L, 24-25	(Davis)
Nov. 18, 1967	L, 20-28	(Reno)
Oct. 8, 1966	W, 26-10	(Davis)
Oct. 30, 1965	W, 26-15	(Reno)
Nov. 6, 1964	L, 6-21	(Davis)
Nov. 9, 1963	L, 8-14	(Reno)
Oct. 13, 1962	L, 6-8	(Davis)
Oct. 14, 1961	L, 12-36	(Reno)
Oct. 15, 1960	W, 40-22	(Reno)
Oct. 10, 1959	W, 28-6	(Reno)
Oct. 10, 1958	L, 2-14	(Davis)
Oct. 12, 1957	W, 21-13	(Davis)
Oct. 6, 1956	L, 19-27	(Reno)
Sept. 30, 1955	L, 7-26	(Reno)
Oct. 29, 1954	W, 13-0	(Reno)



# ALL-TIME SERIES RECORDS

Oct. 23, 1953	W, 13-0	(Davis)
Oct. 4, 1952	W, 26-13	(Reno)
Nov. 11, 1942	W, 14-0	(Reno)
Nov. 15, 1941	T, 14-14	(Davis)
Oct. 28, 1939	W, 3-0	(Reno)
Oct. 16, 1937	L, 0-12	(Reno)
Oct. 16, 1936	W, 24-6	(Davis)
Nov. 2, 1935	W, 12-6	(Reno)
Oct. 6, 1934	T, 0-0	(Reno)
Nov. 18, 1933	W, 20-7	(Davis)
Oct. 22, 1932	W, 16-0	(Reno)
Oct. 9, 1931	L, 0-12	(Davis)
Oct. 25, 1930	W, 31-0	(Reno)
Oct. 26, 1929	L, 0-19	(Reno)
Nov. 3, 1928	L, 0-6	(Davis)
Nov. 6, 1926	W, 45-7	(Reno)
Nov. 14, 1925	W, 19-0	(Davis)
Sept. 29, 1923	W, 41-0	(Reno)
Oct. 28, 1922	W, 6-2	(Reno)
Oct. 29, 1921	W, 21-13	(Reno)
Sept. 25, 1920	W, 7-3	(Reno)
Nov. 27, 1919	W, 56-0	(Reno)
Nov. 8, 1919	W, 12-0	(Davis)
Nov. 18, 1916	L, 7-27	(Davis)
Nov. 4, 1916	L, 7-26	(Reno)
Oct. 23, 1915	L, 10-14	(Reno)

## UC RIVERSIDE

**Nevada leads 2-0. Home: 1-0; Road: 1-0**

Oct. 9, 1971	W, 23-16	(Riverside)
Sept. 26, 1970	W, 45-26	(Reno)

## UC SANTA BARBARA

**Santa Barbara leads 6-4. Home: 3-2; Road: 1-4**

Sept. 27, 1969	L, 6-21	(Santa Barbara)
Sept. 28, 1968	W, 17-13	(Reno)
Sept. 30, 1967	L, 7-34	(Santa Barbara)
Oct. 1, 1966	W, 33-17	(Reno)
Oct. 2, 1965	L, 18-21	(Reno)
Oct. 3, 1964	L, 0-14	(Santa Barbara)
Nov. 9, 1946	W, 48-13	(Santa Barbara)
Oct. 25, 1941	W, 7-0	(Reno)
Nov. 13, 1937	L, 7-20	(Santa Barbara)
Oct. 31, 1936	L, 0-13	(Reno)

## UNLV

**Nevada leads 23-15. Home: 13-6; Road: 9-9**

Oct. 13, 2012	W, 42-37	(Las Vegas)
Oct. 8, 2011	W, 37-0	(Reno)
Oct. 2, 2010	W, 44-26	(Las Vegas)
Oct. 3, 2009	W, 63-28	(Reno)
Sept. 27, 2008	W, 49-27	(Las Vegas)
Sept. 29, 2007	W, 27-20	(Reno)
Sept. 30, 2006	W, 31-3	(Las Vegas)
Sept. 17, 2005	W, 22-14	(Reno)
Oct. 2, 2004	L, 13-48	(Las Vegas)
Oct. 4, 2003	L, 12-16	(Reno)
Oct. 5, 2002	L, 17-21	(Las Vegas)
Oct. 6, 2001	L, 12-27	(Reno)
Oct. 7, 2000	L, 7-38	(Las Vegas)
Oct. 2, 1999	W, 26-12	(Reno)
Oct. 3, 1998	W, 31-20	(Las Vegas)
Sept. 6, 1997	W, 31-14	(Reno)
Oct. 5, 1996	W, 54-17	(Las Vegas)
Oct. 28, 1995	W, 55-32	(Reno)
Nov. 19, 1994	L, 27-32	(Las Vegas)
Oct. 2, 1993	W, 49-14	(Reno)
Oct. 17, 1992	W, 14-10	(Las Vegas)
Sept. 7, 1991	W, 50-8	(Reno)
Oct. 20, 1990	W, 26-14	(Las Vegas)

Nov. 11, 1989	W, 45-7	(Reno)
Oct. 3, 1987	L, 19-24	(Las Vegas)
Nov. 16, 1985	W, 48-7	(Reno)
Sept. 3, 1983	L, 18-28	(Las Vegas)
Sept. 15, 1979	L, 21-26	(Reno)
Sept. 16, 1978	W, 23-14	(Las Vegas)
Nov. 19, 1977	L, 12-27	(Reno)
Nov. 20, 1976	L, 33-49	(Las Vegas)
Nov. 22, 1975	L, 7-45	(Reno)
Nov. 16, 1974	L, 7-28	(Las Vegas)
Nov. 17, 1973	W, 19-3	(Reno)
Nov. 18, 1972	W, 41-13	(Las Vegas)
Nov. 20, 1971	L, 13-27	(Reno)
Nov. 21, 1970	L, 30-42	(Las Vegas)
Nov. 22, 1969	W, 30-28	(Reno)

## SOUTHERN CALIFORNIA

**USC leads 5-0. Home: 0-0; Road: 0-5**

Nov. 9, 1929	L, 0-66	(Los Angeles)
Oct. 25, 1924	L, 7-21	(Los Angeles)
Oct. 13, 1923	L, 0-33	(Los Angeles)
Oct. 21, 1922	L, 0-6	(Los Angeles)
Nov. 13, 1920	L, 7-38	(Los Angeles)

## UTAH

**Nevada leads 5-4-1. Home: 1-3; Road: 4-1-1**

Nov. 25, 1945	W, 33-14	(Salt Lake City)
Oct. 28, 1944	L, 14-19	(Reno)
Oct. 16, 1943	W, 27-19	(Salt Lake City)
Oct. 8, 1932	T, 6-6	(Salt Lake City)
Sept. 27, 1930	L, 7-20	(Reno)
Oct. 5, 1929	L, 0-31	(Salt Lake City)
Oct. 6, 1928	L, 7-32	(Reno)
Nov. 5, 1921	W, 28-7	(Reno)
Oct. 30, 1920	W, 14-7	(Salt Lake City)
Nov. 28, 1901	W, 6-2	(Salt Lake City)

## UTAH STATE

**Nevada leads 17-5. Home: 8-2; Road: 9-3**

Nov. 26, 2011	L, 21-17	(Logan)
Oct. 30, 2010	W, 56-42	(Reno)
Oct. 17, 2009	W, 35-32	(Logan)
Oct. 18, 2008	W, 44-17	(Reno)
Oct. 20, 2007	W, 31-28	(Logan)
Nov. 11, 2006	W, 42-0	(Reno)
Nov. 19, 2005	W, 30-24	(Logan)
Nov. 20, 1999	L, 35-37	(Reno)
Nov. 7, 1998	W, 26-21	(Logan)
Nov. 15, 1997	L, 19-38	(Reno)
Nov. 9, 1996	W, 54-27	(Logan)
Nov. 4, 1995	W, 30-25	(Logan)
Nov. 12, 1994	W, 56-28	(Reno)
Oct. 16, 1993	W, 48-44	(Logan)
Nov. 14, 1992	W, 48-47	(Reno)
Sept. 16, 1950	L, 6-7	(Logan)
Oct. 21, 1944	W, 13-7	(Logan)
Oct. 22, 1921	W, 41-0	(Logan)
Nov. 6, 1920	W, 21-0	(Reno)
Oct. 28, 1916	W, 9-7	(Reno)
Oct. 16, 1915	L, 0-26	(Logan)
Nov. 9, 1904	W, 24-5	(Reno)

## UTEP

**Nevada leads 2-1. Home: 1-1; Road: 1-0**

Nov. 9, 2002	W, 23-17	(Reno)
Nov. 24, 2001	W, 48-31	(El Paso)
Nov. 4, 2000	L, 22-45	(Reno)

## VILLANOVA

**Villanova leads 1-0. Home: 0-0; Road: 0-0; Neutral: 1-0**

Jan. 1, 1949 \$	L, 7-27	(San Diego)
-----------------	---------	-------------

## WASHINGTON

**Series tied 1-1. Home: 0-0; Road: 1-1**

Oct. 11, 2003	W, 28-17	(Seattle)
Nov. 20, 1903	L, 0-2	(Seattle)

## WASHINGTON STATE

**Washington St. leads, 2-0. Home: 0-1; Road: 0-1**

Sept. 9, 2005	L, 21-55	(Reno)
Aug. 31, 2002	L, 7-31	(Seattle)

## WEBER STATE

**Nevada leads 9-6. Home: 6-3; Road: 3-3**

Oct. 23, 1993	L, 30-47	(Reno)
Oct. 31, 1992	L, 21-23	(Reno)
Nov. 2, 1991	W, 55-49	(Reno)
Oct. 27, 1990	W, 28-7	(Ogden)
Oct. 21, 1989	W, 47-15	(Reno)
Oct. 15, 1988	L, 31-37	(Ogden)
Nov. 14, 1987	L, 15-38	(Reno)
Oct. 4, 1986	W, 38-24	(Ogden)
Oct. 19, 1985	W, 47-12	(Reno)
Oct. 27, 1984	W, 35-21	(Ogden)
Oct. 22, 1983	W, 41-3	(Reno)
Nov. 6, 1982	L, 43-46 *	(Ogden)
Oct. 17, 1981	W, 28-14	(Reno)
Sept. 27, 1980	L, 0-10	(Ogden)
Oct. 20, 1979	W, 22-3	(Reno)

\* 3OT

## WESTERN ILLINOIS

**Nevada leads 1-0. Home: 1-0; Road: 0-0**

Nov. 17, 1990	W, 50-16	(Reno)
---------------	----------	--------

## WESTERN MONTANA

**Nevada leads 1-0. Home: 1-0; Road: 0-0**

Nov. 5, 1977	W, 49-0	(Reno)
--------------	---------	--------

## WESTERN OREGON

**Nevada leads 1-0. Home: 1-0; Road: 0-0**

Sept. 24, 1932	W, 12-7	(Reno)
----------------	---------	--------

## WESTERN STATE (COLO.)

**Western leads 2-0. Home: 0-2; Road: 0-0**

Sept. 19, 1959	L, 13-14	(Reno)
Oct. 26, 1957	L, 14-52	(Reno)

## WESTERN WASHINGTON

**Nevada leads 1-0. Home: 1-0; Road: 0-0**

Oct. 7, 1978	W, 66-0	(Reno)
--------------	---------	--------

## WESTMINSTER (UTAH)

**Nevada leads 1-0. Home: 1-0; Road: 0-0**

Sept. 10, 1977	W, 54-8	(Reno)
----------------	---------	--------

## WHITMAN

**Nevada leads 1-0. Home: 1-0; Road: 0-0**

Nov. 11, 1922	W, 35-7	(Reno)
---------------	---------	--------

# ALL-TIME SERIES RECORDS

## WICHITA STATE

*Nevada leads 2-1. Home: 1-0; Road: 1-1*

Nov. 23, 1950	L, 19-37	(Wichita)
Oct. 15, 1949	W, 20-7	(Reno)
Nov. 25, 1948	W, 42-13	(Wichita)

## WILLAMETTE

*Nevada leads 7-5. Home: 4-3; Road: 3-2*

Sept. 18, 1976	W, 39-6	(Salem)
Sept. 20, 1975	W, 36-14	(Reno)
Oct. 3, 1970	W, 30-3	(Salem)
Spet. 21, 1969	W, 27-7	(Reno)
Sept. 21, 1968	L, 13-40	(Salem)
Sept. 23, 1967	W, 32-15	(Reno)
Sept. 24, 1966	W, 28-21	(Salem)
Sept. 25, 1965	L, 6-9	(Reno)
Sept. 26, 1964	L, 6-27	(Reno)
Sept. 28, 1963	W, 29-6	(Reno)
Nov. 25, 1937	L, 7-41	(Reno)
Oct. 9, 1936	L, 9-21	(Salem)

## WISCONSIN

*Wisconsin leads 1-0. Home: 0-0; Road: 0-1*

Sept. 4, 1993	L, 17-35	(Madison)
---------------	----------	-----------

## WYOMING

*Nevada leads 3-2. Home: 2-1; Road: 1-1*

Oct. 6, 2012	W, 35-28 (OT)	(Reno)
Sept. 23, 2000	W, 35-28	(Laramie)
Oct. 11, 1997	L, 30-34	(Reno)
Sept. 5, 1992	L, 6-25	(Laramie)
Oct. 2, 1937	W, 9-7	(Reno)

## YOUNGSTOWN STATE

*Youngstown leads 1-0. Home: 0-1; Road: 0-0*

Dec. 7, 1991 #	L, 28-30	(Reno)
----------------	----------	--------

@ MPC Computers Bowl/  
Roady's Humanitarian Bowl

\* OT (overtime)

\$ Harbor Bowl

^Hawaii Bowl

& Salad Bowl

% Las Vegas Bowl

# I-AA Playoffs

! Kraft Fight Hunger Bowl

## NEVADA FOOTBALL HISTORY ALL-TIME CAPSULE

*(updated through 2011 season)*

### Conference Championships (14)

1932 Far Western

1933 Far Western

1939 Far West

1983 Big Sky

1986 Big Sky

1990 Big Sky

1991 Big Sky

1992 Big West

1994 Big West

1995 Big West

1996 Big West

1997 Big West

2005 Western Athletic

2010 Western Athletic

### All-Time Bowl Record (4-7)

1948 Salad Bowl, W, North Texas, 13-6

1949 Harbor Bowl, L, Villanova, 7-27

1992 Las Vegas Bowl, L, Bowling Green, 34-35

1995 Las Vegas Bowl, L, Toledo, 37-40 (OT)

1996 Las Vegas Bowl, W, Ball State, 18-15

2005 Hawai'i Bowl, W, UCF, 49-48 (OT)

2006 MPC Computers Bowl, L, Miami, 21-20

2007 New Mexico Bowl, L, New Mexico, 23-0

2008 Roady's Humanitarian Bowl, L, Maryland, 42-35

2009 Sheraton Hawai'i Bowl, L, SMU, 35-10

2010 Kraft Fight Hunger Bowl, W, Boston College, 20-13

2011 Sheraton Hawai'i Bowl, L, Southern Miss, 24-17

### Record Since Joining NCAA-IA (FBS) In 1992

137-111 .551

Overall

84-51 .633

Conference

### All-Time Record (106 seasons)

517-445-33 (.536)



# YEAR-BY-YEAR RESULTS

## 1896 (FRANK TAYLOR)

### W-0 L-2

NA	Belmont	L	0-70
NA	California (JV)	L	0-40
<b>(All-Time Record 0-2)</b>			<b>0-110</b>

## 1897 (WILLIAM H. HARRELSON)

NA	California (JV)	L	NA
<b>(All-Time Record 0-3)</b>			<b>NA</b>

## 1898 (F.F. ELLIS)

### W-4 L-1 (3-0 Home, 1-1 Road)

O 15	Stewart Indian School	W	34-6
O 25	at Santa Clara	L	6-12
O 27	at Pacific	W	35-0
O 29	Belmont Academy	W	24-0
N 26	Stanford (JV)	W	22-0
<b>(All-Time Record 4-4-0)</b>			<b>121-18</b>

## 1899 (A. KING DICKSON)

### W-3 L-2 (3-0 Home, 0-2 Road)

O 14	Pacific	W	63-5
O 28	Santa Clara	W	11-6
N 11	at Stanford	L	5-17
N 15	at California	L	0-24
N 30	San Jose State	W	6-0
<b>(All-Time Record 7-6-0)</b>			<b>85-52</b>

## 1900 (JAMES HOPPER)

### W-4 L-2 T-1 (3-0 1 Home, 1-2 Road)

O 13	Stewart Indian School	W	39-0
O 18*	Reliance Athletic Club	W	16-0
O 27	at Reliance Athletic Club (game played at San Francisco)	L	0-2
N 5	San Jose State	T	0-0
N 15	at California	L	0-32
N 17	at Stanford	W	6-0
N 29	Reno Wheelmen	W	17-0
<b>(All-Time Record 11-8-1)</b>			<b>78-34</b>

## 1901 (A.C. STECKLE)

### W-3 L-3 (2-1 Home, 1-2 Road)

O 13	Chico State	W	47-0
O 19	Reliance Athletic Club	W	11-0
O 30	at California	L	0-12
N 2	at Stanford	L	0-12
N 26	Olympic Club (S.F.)	L	0-5
N 28	at Utah	W	6-2
<b>(All-Time Record 14-11-1)</b>			<b>64-31</b>

## 1902 (A.C. STECKLE)

### W-1 L-2 (1-0 Home, 0-2 Road)

O 19	Reliance Athletic Club	W	16-0
O 25	at Stanford	L	5-11
N 1	at California	L	0-29
<b>(All-Time Record 15-13-1)</b>			<b>21-40</b>

## 1903 (A.C. STECKLE)

### W-2 L-4 T-2 (1-2-1 Home, 1-2-1 Road)

O 6	Nevada Alumni	T	0-0
O 10	Fort Baker	W	45-0
O 14	Reliance Athletic Club	L	5-11
O 24	at Stanford	T	0-0
N 7	at California	W	6-2
N 20	at Washington	L	0-2
N 23	Puget Sound	L	0-10
N 26	at Oregon State	L	0-15
<b>(All-Time Record 17-17-3)</b>			<b>56-40</b>

## 1904 (BRUCE SHORTS)

### W-3 L-3 (3-0 Home, 0-3 Road)

O 8	Fort Baker	W	18-0
O 15	Olympic Club (S.F.)	W	8-5
O 22	at Stanford	L	0-17
N 5	at California	L	0-16
N 9	Utah State	W	24-5
N 26	Sherman Indians	L	NA
<b>(All-Time Record 20-20-3)</b>			<b>50-43</b>

## 1905 (NO COACH)

### W-0 L-3 T-1 (0-1-1 Home, 0-2 Road)

S 23	Nevada Alumni	T	0-0
O 14	Reliance Athletic Club	L	0-5
O 26	at Stanford	L	0-21
N 4	at California	L	0-16
<b>(All-Time Record 20-23-4)</b>			<b>0-42</b>

## 1906-1914 - NO FOOTBALL, ONLY RUGBY

## 1915 (JACK GLASCOCK)

### W-0 L-5 (0-3 Home, 0-2 Road)

O 2	Sacramento Athletic Club#	L	0-3
O 7	Olympic Club (S.F.)	L	6-7
O 16	at Utah State	L	0-26
O 23	UC Davis	L	10-14
(game played at Carson City, NV)			
N 20	at California	L	6-81
<b>(All-Time Record 20-28-4)</b>			<b>22-131</b>

## 1916 (JACK GLASCOCK)

### W-3 L-5 (3-3 Home, 0-2 Road)

S 20	Stewart Indian School	W	36-7
S 27	Sacramento Athletic Club	W	77-3
O 14	Olympic Club (S.F.)	L	0-20
O 21	at California Freshmen	L	0-34
O 28	Utah State	W	9-7
N 4	UC Davis	L	7-26
N 11	California Freshmen	L	6-36
N 18	at UC Davis	L	7-27
<b>(All-Time Record 23-33-4)</b>			<b>142-160</b>

## 1917 (JACK GLASCOCK)

### W-1 L-3 (1-2 Home, 0-1 Road)

S 22	Stewart Indian School	W	50-0
S 27	St. Mary's	L	0-41
O 20	at California Freshmen	L	0-60
O 27	California Freshmen	L	0-54
<b>(All-Time Record 24-36-4)</b>			<b>50-155</b>

## 1918 - NO FOOTBALL TEAM, WW I

## 1919 (R.E. COURTRIGHT)

### W-8 L-1 T-1 (6-0-1 Home, 2-1 Road)

S 27	at California Freshman	L	7-13
O 4	Nevada Alumni	W	32-0
O 10	at Stewart Indian School	W	54-0
O 15	Pacific	W	132-0
O 18	Mare Island Naval Base	W	102-0
N 1	California Freshman	W	13-12
N 8	at UC Davis	W	12-0
N 15	St. Mary's	T	0-0
N 20	Santa Clara	W	41-7
N 27	UC Davis	W	56-0
<b>(All-Time Record 32-36-5)</b>			<b>450-32</b>

## 1920 (R.E. COURTRIGHT)

### W-7 L-3 T-1 (5-0 Home, 2-3-1 Road)

S 11	Nevada Alumni	W	20-6
S 25	UC Davis	W	7-3
O 2	American Legion (S.F.)	W	47-7
O 9	Mare Island Naval Base	W	28-0
O 16	at California	L	7-79
O 30	at Utah	W	14-7
N 6	Utah State	W	21-0
N 13	at Southern California	L	7-38
N 25	at Santa Clara	L	21-27
D 25	at Hawaii	W	14-0
J 1	at Outrigger AC (Honolulu)	T	0-0
<b>(All-Time Record 39-40-6)</b>			<b>186-167</b>

## 1921 (R.E. COURTRIGHT)

### W-4 L-3 T-1 (3-1 Home, 1-2-1 Road)

S 11	Agnetian Club (S.F.)	W	54-0
O 2	Pacific Fleet	L	13-14
O 8	at California	L	6-51
O 15	at St. Mary's	L	6-14
O 22	at Utah State	W	41-0
O 29	UC Davis	W	21-13
N 5	Utah	W	28-7
N 12	at Stanford	T	14-14
<b>(All-Time Record 43-43-7)</b>			<b>183-113</b>

## 1922 (R.E. COURTRIGHT)

### W-5 L-3 T-1 (4-0-1 Home, 1-3 Road)

S 30	Agnetian Club (S.F.)	W	42-7
O 7	at St. Mary's	W	21-13
O 14	Occidental	W	35-0
O 21	at Southern California	L	0-6
O 28	UC Davis	W	6-2
N 4	at Stanford	L	7-17
N 11	Whitman College (WA)	W	35-7
N 18	at California	L	13-61
N 25	Santa Clara	T	7-7
<b>(All-Time Record 48-46-8)</b>			<b>166-120</b>

## 1923 (R.E. COURTRIGHT)

### W-2 L-3 T-2 (2-1-1 Home, 0-2-1 Road)

S 22	Olympic Club (S.F.)	L	3-27
S 29	UC Davis	W	41-0
O 6	at Stanford	L	0-27
O 13	at Southern California	L	0-33
O 27	Santa Clara	T	7-7
N 3	at California	T	0-0
N 10	Fresno State	W	46-3
<b>(All-Time Record 50-49-10)</b>			<b>97-97</b>

## 1924 (CHARLIE ERB)

### W-3 L-4 T-1 (3-1-1 Home, 0-3 Road)

O 11	Fresno State	W	16-0
O 18	Pacific	W	48-6
O 25	at Southern California	L	7-21
N 1	Arizona	W	23-14
N 8	Santa Clara	T	7-7
N 15	at California	L	0-27
N 22	St. Mary's	L	0-27
N 27	vs. Idaho (Boise)	L	0-23
<b>(All-Time Record 53-53-11)</b>			<b>100-124</b>

## 1925 (L.T. "BUCK" SHAW)

### W-4 L-3 T-1 (3-1 Home, 1-2-1 Road)

#### Far Western Conference: 3-1

S 24	San Francisco	W	7-0
O 3	at California	L	0-54
O 17	Pacific^	W	14-0
O 24	at St. Mary's^ (S.F.)	L	0-35
O 31	Santa Clara	L	7-20
N 7	Fresno State^	W	60-6
N 14	at UC Davis^	W	19-0
N 26	at Arizona	T	0-0
<b>(All-Time Record 57-56-12)</b>			<b>107-115</b>

## 1926 (L.T. "BUCK" SHAW)

### W-4 L-4 (3-1 Home, 1-3 Road)

#### Far Western Conference: 3-1

S 25	San Francisco	W	27-14
O 2	Pacific^	W	6-0
O 9	at Fresno State^	W	26-7
O 16	at Stanford	L	9-33
O 23	St. Mary's^	L	0-13
O 30	at Santa Clara	L	0-25
N 6	UC Davis^	W	45-7
N 13	at California	L	7-20
<b>(All-Time Record 61-60-12)</b>			<b>120-119</b>

# YEAR-BY-YEAR RESULTS

## 1927 (L.T. "BUCK" SHAW)

### W-2 L-6 T-1 (2-1-1 Home, 0-5 Road)

#### Far Western Conference: 1-3

S 26	San Francisco <sup>^</sup>	L	0-19
O 1	at California	L	0-54
O 8	at Stanford	L	2-20
O 15	at Fresno State <sup>^</sup>	L	7-10
O 22	at St. Mary's <sup>^</sup>	L	0-38
O 29	Santa Clara	T	7-7
N 5	Pacific <sup>^</sup>	W	19-13
N 11	Young Men's Inst. (S.F.)	W	13-7
N 19	at Gonzaga	L	6-41
(All-Time Record 63-66-13)			54-210

## 1928 (L.T. "BUCK" SHAW)

### W-0 L-7 T-1 (0-3-1 Home, 0-4 Road)

#### Far Western Conference: 0-3-1

S 29	at San Francisco <sup>^</sup>	L	0-12
O 6	Utah	L	7-32
O 13	at Santa Clara	L	6-19
O 20	Pacific <sup>^</sup>	L	6-7
O 27	St. Mary's	L	0-22
N 3	at UC Davis <sup>^</sup>	L	0-6
N 10	Fresno State <sup>^</sup>	T	12-12
N 17	at California	L	0-60
(All-Time Record 63-73-14)			31-161

## 1929 (GEORGE PHILBROOK)

### W-2 L-5 T-1 (1-3-1 Home, 1-2 Road)

#### Far Western Conference: 2-3-1

S 28	Brigham Young	L	7-10
O 5	at Utah	L	0-31
O 19	Fresno State <sup>^</sup>	W	48-0
O 26	UC Davis <sup>^</sup>	L	0-19
N 1	at Pacific <sup>^</sup>	W	8-0
N 9	at Southern California	L	0-66
N 16	San Francisco	T	0-0
N 22	St. Mary's	L	0-54
(All-Time Record 65-78-15)			64-180

## 1930 (GEORGE PHILBROOK)

### W-2 L-4 T-2 (2-2-1 Home, 0-2-1 Road)

#### Far Western Conference: 2-2

S 27	Utah	L	7-20
O 4	at Brigham Young	T	6-6
O 11	Santa Clara	T	0-0
O 18	Pacific <sup>^</sup>	W	20-13
O 25	UC Davis <sup>^</sup>	W	31-0
N 1	San Francisco <sup>^</sup>	L	13-20
N 15	at California	L	0-8
N 27	at Fresno State <sup>^</sup>	L	0-6
(All-Time Record 67-82-17)			77-73

## 1931 (GEORGE PHILBROOK)

### W-2 L-5 T-2 (1-1-1 Home, 1-4-1 Road)

#### Far Western Conference: 2-1-1

S 26	Presidio (SF) Army Base	T	0-0
O 3	Brigham Young	L	14-18
O 9	at UC Davis	L	0-12
O 16	at Pacific <sup>^</sup>	T	0-0
O 24	Fresno State <sup>^</sup>	W	31-13
O 31	at San Jose State <sup>^</sup>	W	18-0
N 7	at California	L	6-25
N 14	at Stanford	L	0-26
N 21	at San Francisco <sup>^</sup>	L	7-40
(All-Time Record 69-87-19)			76-134

## 1932 (G.L. "BRICK" MITCHELL)

### W-3 L-3 T-2 (2-1-1 Home, 1-2-1 Road)

#### Far Western Conference: 2-0-1 (Co-Champions)

S 24	Western Oregon State	W	12-7
O 1	at St. Mary's	L	0-35
O 8	at Utah (in Ogden)	T	6-6
O 22	UC Davis <sup>^</sup>	W	16-0
O 29	at California	L	0-38
N 5	San Jose State <sup>^</sup>	T	0-0
N 11	Olympic Club (SF)	L	0-13
N 24	at Fresno State <sup>^</sup>	W	7-0
(All-Time Record 72-90-21)			41-99

## 1933 (G.L. "BRICK" MITCHELL)

### W-4 L-4 (3-2 Home, 1-2 Road)

#### Far Western Conference: 3-0 (Champions)

S 22	San Francisco	W	12-7
S 30	at California	L	0-34
O 7	Olympic Club (SF)	L	0-14
O 13	at Loyola Marymount	L	0-21
O 21	Pacific <sup>^</sup>	W	7-0
O 27	St. Mary's	L	0-61
N 11	Chico State <sup>^</sup>	W	21-0
N 18	at UC Davis <sup>^</sup>	W	20-7
(All-Time Record 76-94-21)			60-144

## 1934 (G.L. "BRICK" MITCHELL)

### W-1 L-7 T-1 (0-3-1 Home, 1-4 Road)

#### Far Western Conference: 0-4-1

S 22	at Santa Clara	L	0-40
S 29	at California	L	0-33
O 6	UC Davis <sup>^</sup>	T	0-0
O 12	at St. Mary's	W	9-7
O 20	California Ramblers	L	0-7
O 27	San Jose State <sup>^</sup>	L	0-10
N 9	at Pacific <sup>^</sup>	L	0-14
N 17	Chico State <sup>^</sup>	L	6-9
N 29	at Fresno State <sup>^</sup>	L	0-33
(All-Time Record 77-101-22)			15-153

## 1935 (G.L. "BRICK" MITCHELL)

### W-2 L-6 (1-3 Home, 1-3 Road)

#### Far Western Conference: 2-3

S 28	at St. Mary's	L	0-20
O 12	San Francisco	L	7-27
O 26	Pacific <sup>^</sup>	L	6-7
N 2	UC Davis <sup>^</sup>	W	12-6
N 11	Fresno State <sup>^</sup>	L	6-27
N 16	at San Jose State <sup>^</sup>	L	6-20
N 22	at Idaho	L	6-26
N 28	at Chico State <sup>^</sup>	W	14-6
(All-Time Record 79-107-22)			57-147

## 1936 (DOUG DASHIELL)

### W-4 L-4 (3-1 Home, 1-3 Road)

#### Far Western Conference: 2-2

O 2	Idaho State	W	21-12
O 9	at Willamette	L	9-21
O 16	at UC Davis <sup>^</sup>	W	24-6
O 24	Idaho	W	7-6
O 31	UC Santa Barbara	L	0-13
N 6	at Pacific <sup>^</sup>	L	0-25
N 14	Chico State <sup>^</sup>	W	24-7
N 26	at Fresno State <sup>^</sup>	L	6-13
(All-Time Record 83-111-22)			91-103

## 1937 (DOUG DASHIELL)

### W-2 L-6 (1-4 Home, 1-2 Road)

#### Far West Conference: 1-3

O 2	Wyoming	W	9-7
O 9	at St. Mary's	L	0-42
O 16	UC Davis <sup>^</sup>	L	0-12
O 23	Pacific <sup>^</sup>	L	3-7
O 30	at Chico State <sup>^</sup>	W	27-0
N 6	Fresno State <sup>^</sup>	L	8-46
N 13	at UC Santa Barbara	L	7-20
N 25	Willamette	L	7-41
(All-Time Record 85-117-22)			61-175

## 1938 (DOUG DASHIELL)

### W-2 L-3 T-1 (2-2-1 Home, 0-1 Road)

#### Far West Conference: 1-2

S 24	Southern Idaho	W	18-0
O 1	Northern Arizona	T	12-12
O 8	Chico State <sup>^</sup>	W	22-0
O 14	at Northern Colorado	L	13-27
O 22	Fresno State <sup>^</sup>	L	0-27
O 28	Pacific <sup>^</sup>	L	0-51
(All-Time Record 87-120-23)			65-117

## 1939 (JIM AIKEN)

### W-5 L-4 (3-1 Home, 2-3 Road)

#### Far West Conference: 3-0 (Champions)

S 22	San Francisco State	W	13-6
S 30	at Northern Arizona	L	7-9
O 7	at San Jose State	L	0-28
O 14	at Fresno State	L	0-45
O 21	Brigham Young (HC)	L	0-7
O 28	UC Davis <sup>^</sup>	W	3-0
N 4	at Chico State <sup>^</sup>	W	3-0
N 11	at Pacific <sup>^</sup>	W	8-0
N 30	Northern Colorado	W	15-6
(All-Time Record 92-124-23)			49-101

## 1940 (JIM AIKEN)

### W-4 L-4 T-1 (4-1 Home, 0-3-1 Road)

S 21	San Francisco State	W	47-0
S 28	at Brigham Young	T	6-6
O 12	Idaho State	W	62-0
O 19	Arkansas State	W	78-0
O 26	Eastern New Mexico	W	47-6
N 2	at Fresno State	L	6-7
N 16	at Idaho	L	0-6
N 21	Pacific	L	6-24
N 30	at San Jose State	L	7-30
(All-Time Record 96-128-24)			261-79

## 1941 (JIM AIKEN)

### W-3 L-5 T-1 (3-3 Home, 0-2-1 Road)

S 27	Cal Poly SLO	W	32-0
O 4	San Francisco	L	3-7
O 11	at Arizona	L	7-26
O 18	Fresno State (HC)	L	3-6
O 25	UC Santa Barbara	W	7-0
N 1	at New Mexico	L	7-26
N 8	San Jose State	W	21-19
N 15	at UC Davis	T	14-14
N 30	Loyola Marymount	L	7-19
(All-Time Record 99-133-25)			101-117

## 1942 (JIM AIKEN)

### W-4 L-3 T-1 (4-2-1 Home, 0-1 Road)

S 26	Cal Poly SLO*	W	18-0
O 4	San Francisco	L	7-27
O 11	St. Mary's	L	6-20
O 17	Stockton Motor Base	W	33-0
O 24	Santa Ana Air Base	W	3-0
O 31	New Mexico	T	0-0
N 7	at Fresno State	L	0-33
N 11	UC Davis	W	14-0
(All-Time Record 103-136-26)			81-80

\*Nevada's 100th Victory

## 1943 (JIM AIKEN/LT. DAYTON DOELER)

### W-4 L-1 T-1 (3-0-1 Home, 1-1 Road)

S 19	Tonopah Air Base	W	34-0
S 25	Reno (Stead) Air Base	W	28-0
O 3	at San Francisco	L	0-6
O 10	Tonopah Air Base#	W	25-0
O 16	at Utah#	W	27-19
O 24	Salt Lake City Air Base#	T	0-0
(All-Time Record 107-137-27)			114-25

#Combined Nevada/Reno Air Base team

# YEAR-BY-YEAR RESULTS

## 1944 (JIM AIKEN)

### W-4 L-4 (1-3 Home, 3-1 Road)

S 24	at Tonopah Air Base	W	20-0
O 1	Alameda Coast Guard	L	0-35
O 7	Northern Arizona	W	25-6
	<i>(game played at Las Vegas)</i>		
O 14	at Tonopah Air Base	L	6-7
O 21	at Utah State	W	13-7
O 28	Utah	L	14-19
N 5	Alaska Clippers	W	12-0
	<i>(game played at Edmonton, Canada)</i>		
N 11	Fleet City	L	2-19
(All-Time Record 111-141-27)			92-93

## 1945 (JIM AIKEN)

### W-7 L-3 (6-1 Home, 1-2 Road)

S 22	Pocatello Marine Base	W	65-0
S 28	St. Mary's	L	0-39
O 7	Santa Barbara Marines	W	19-12
O 14	at Tulsa	L	0-40
O 20	at California	L	6-19
O 27	Fresno State	W	7-4
N 3	San Diego State	W	44-6
N 11	Great Bend Air Base	W	26-13
N 18	Las Vegas Air Base	W	40-0
N 25	at Utah	W	33-14
(All-Time Record 118-144-27)			240-147

## 1946 (JIM AIKEN)

### W-7 L-2 (5-0 Home, 2-2 Road)

S 29	at San Francisco	L	14-26
O 5	Santa Clara	W	33-7
O 12	Arizona State	W	74-2
O 19	at San Diego State	W	26-0
O 27	at St. Mary's	L	12-13
N 2	Montana State (HC)	W	38-14
N 9	UC Santa Barbara	W	48-13
N 22	Loyola Marymount	W	53-0
	<i>(game played at Las Vegas)</i>		
D 7	at Hawai'i	W	26-7
(All-Time Record 125-146-27)			324-82

## 1947 (JOE SHEEKETSKI)

### W-9 L-2 (5-0 Home, 4-2 Road)

S 20	Northern Arizona	W	50-0
S 28	at San Francisco	L	13-37
O 4	at Oregon	W	13-6
O 11	Portland	W	51-6
O 19	at St. Mary's	W	39-14
O 25	Tulsa (HC)	W	21-13
N 2	at St. Louis	W	27-21
N 8	at Detroit	L	6-38
N 15	Montana State	W	50-0
N 29	Arizona State (in Las Vegas)	W	33-13
	<i>Salad Bowl, Phoenix, AZ</i>		
J 1	North Texas	W	13-6
(All-Time Record 134-148-27)			316-154

## 1948 (JOE SHEEKETSKI)

### W-9 L-2 (2-0 Home, 7-2 Road)

S 24	at San Jose State	W	39-0
O 3	at San Francisco	W	26-7
O 9	North Texas	W	48-7
O 17	at St. Mary's	W	48-20
O 23	at Tulsa	W	65-14
O 30	Oklahoma City (HC)	W	79-13
N 7	vs. Santa Clara	L	0-14
	<i>(game played at Sacramento)</i>		
N 11	at Fresno State	W	53-7
N 25	at Wichita State	W	42-13

D 17	at Hawai'i	W	73-12
	<i>Harbor Bowl, San Diego, CA</i>		
J 1	Villanova	L	7-27
(All-Time Record 143-150-27)			480-133

## 1949 (JOE SHEEKETSKI)

### W-5 L-5 (2-0 Home, 3-5 Road)

S 17	at Cincinnati	W	41-21
S 25	at Portland	W	53-27
O 2	at St. Mary's	L	14-20
O 8	at Pacific	L	6-47
O 15	Wichita State (HC)	W	20-7
O 22	at Fresno State	W	34-13
O 30	at San Francisco	L	13-41
N 6	at Dayton	L	14-16
N 11	at Loyola Marymount	L	12-13
N 24	North Texas	W	28-7
(All-Time Record 148-155-27)			235-212

## 1950 (JOE SHEEKETSKI)

### W-1 L-9 (1-3 Home, 0-6 Road)

S 16	at Utah State	L	6-7
S 23	at Texas A&M	L	18-48
O 8	at San Francisco	L	6-66
O 14	Pacific	L	7-43
O 22	Santa Clara	L	0-55
O 28	Loyola Marymount	L	7-34
N 5	at St. Mary's	L	14-25
N 11	Montana (HC)	W	19-14
N 18	at North Texas	L	21-34
N 23	at Wichita State	L	19-37
(All-Time Record 149-164-27)			117-363

## 1951 - NO TEAM

## 1952 (GLENN "JAKE" LAWLOR)

### W-2 L-3 (1-2 Home, 1-1 Road)

O 4	UC Davis	W	26-13
O 11	at Chico State	W	34-2
O 25	at Idaho State	L	13-33
N 8	Fresno State (HC)	L	32-59
N 10	Cal Poly-Pomona	L	6-19
(All-Time Record 151-167-27)			111-126

## 1953 (GLENN "JAKE" LAWLOR)

### W-2 L-3 (1-2 Home, 1-1 Road)

O 10	Chico State	W	27-7
O 17	at Fresno State	L	7-47
O 23	at UC Davis	W	13-0
N 7	San Francisco St. (HC)	L	27-28
N 14	Idaho State	L	13-34
(All-Time Record 153-170-27)			87-116

## 1954 (GLENN "JAKE" LAWLOR)

### W-2 L-5 (2-3 Home, 0-2 Road)

	<i>Far Western Conference: 2-3, 4th</i>		
S 25	San Francisco State	L	19-39
O 2	Sacramento State^	W	28-14
O 16	Fresno State	L	7-21
O 23	at Chico State^	L	0-32
O 29	UC Davis^ (HC)	W	13-0
N 6	at San Francisco State^	L	0-54
N 13	Humboldt State^	L	14-21
(All-Time Record 155-175-27)			79-212

## 1955 (GORDON MCEACHRON)

### W-2 L-5 (1-2 Home, 1-3 Road)

	<i>Far Western Conference: 1-4, 5th</i>		
S 30	UC Davis^	L	7-26
O 8	at Fresno State	L	9-42
O 15	Chico State^	L	0-47
O 21	at Sacramento State^	W	28-7
O 29	at San Francisco State^	L	7-18
N 5	CS Los Angeles (HC)	W	13-12
N 11	at Humboldt State^	L	6-47
(All-Time Record 157-180-27)			70-199

## 1956 (GORDON MCEACHRON)

### W-0 L-7 T-1 (0-5 Home, 0-2-1 Road)

	<i>Far West. Conference: 0-5, 6th</i>		
S 22	at Idaho State	L	6-20
S 29	San Francisco State^	L	20-32
O 6	UC Davis^	L	19-27
O 13	at Chico State^	T	6-6
O 20	at CS Los Angeles	L	14-26
O 27	Pepperdine (HC)	L	19-40
N 3	Sacramento State^	L	20-21
N 10	Humboldt State^	L	18-26
(All-Time Record 157-187-28)			122-198

## 1957 (GORDON MCEACHRON)

### W-1 L-8 (0-4 Home, 1-4 Road)

	<i>Far Western Conference: 1-4, 5th</i>		
S 20	Pepperdine	L	12-24
S 28	Idaho State	L	6-40
O 5	Chico State^	L	19-20
O 12	at UC Davis^	W	21-13
O 18	at San Francisco State^	L	8-21
O 26	Western State (CO) (HC)	L	14-52
N 2	at Humboldt State^	L	7-26
N 9	at Sacramento State^	L	0-7
N 16	at Northern Arizona	L	20-26
(All-Time Record 158-195-28)			97-229

## 1958 (GORDON MCEACHRON)

### W-3 L-3 (2-1 Home, 1-2 Road)

	<i>Far Western Conference: 2-3, 4th</i>		
S 20	at Pepperdine	W	12-7
O 4	at Chico State^	L	18-22
O 10	at UC Davis^	L	2-14
O 18	San Francisco State^	L	6-18
O 25	Sacramento State^ (HC)	W	40-24
N 8	Humboldt State^	W	22-12
(All-Time Record 161-198-28)			100-97

## 1959 (DICK TRACHOK)

### W-4 L-3 (2-2 Home, 2-1 Road)

	<i>Far Western Conference: 3-2, 3rd</i>		
S 19	Western State (CO)	L	13-14
S 26	at Pepperdine	W	27-12
O 3	Chico State^	W	27-8
O 10	UC Davis^	W	28-6
O 17	San Francisco State^ (HC)	L	14-30
O 24	at Sacramento State^	W	14-0
N 7	at Humboldt State^	L	7-21
(All-Time Record 165-201-28)			130-91

## 1960 (DICK TRACHOK)

### W-3 L-6 (3-2 Home, 0-4 Road)

	<i>Far Western Conference: 2-3, 3rd</i>		
S 4	Pepperdine	W	25-8
O 1	at Chico State^	L	9-12
O 8	Cal Poly-Pomona	L	6-20
O 15	UC Davis^	W	40-22
O 22	at San Francisco State^	L	7-18
O 29	at Portland State	L	7-14
N 5	Sacramento State^ (HC)	W	15-0
N 12	Humboldt State^	L	6-22
N 19	at Northern Colorado	L	6-37
(All-Time Record 168-207-28)			119-153

## 1961 (DICK TRACHOK)

### W-5 L-4 (4-1 Home, 1-3 Road)

	<i>Far Western Conference: 2-3, 4th</i>		
S 23	at Redlands	L	0-25
S 30	Portland State	W	41-20
O 7	Chico State^	W	27-6
O 14	UC Davis^	L	12-36
O 21	at San Francisco State^	L	0-48
O 28	Cal Poly-Pomona (HC)	W	28-20
N 4	at Sacramento State^	W	14-8
N 11	at Humboldt State^	L	14-16
N 18	Northern Colorado	W	17-0
(All-Time Record 173-211-28)			153-179

# YEAR-BY-YEAR RESULTS

## 1962 (DICK TRACHOK)

### W-5 L-2 T-1 (5-0-1 Home, 0-2 Road)

#### Far West. Conference: 2-2-1, 3rd

S 22	Redlands	W	33-0
S 29	at Chico State^	L	7-21
O 6	Whittier	W	21-6
O 13	at UC Davis^	L	6-8
O 20	San Francisco State^	T	14-14
O 27	Humboldt State^ (HC)	W	15-0
N 3	Sacramento State^	W	23-12
N 17	Idaho State	W	14-7
(All-Time Record 178-213-29)			<b>133-68</b>

## 1963 (DICK TRACHOK)

### W-3 L-6 (2-3 Home, 1-3 Road)

#### Far Western Conf: 2-3, 4th

S 21	at Idaho State	L	19-36
S 28	Willamette	W	29-6
O 5	Montana State	L	13-41
O 12	at Whittier	L	13-34
O 19	Chico State^ (HC)	W	31-16
O 26	at Humboldt State^	L	0-3
N 2	at Sacramento State^	W	15-11
N 9	UC Davis^	L	8-14
N 16	San Francisco State^	L	6-21
(All-Time Record 181-219-29)			<b>134-182</b>

## 1964 (DICK TRACHOK)

### W-1 L-9 (1-5 Home, 0-4 Road)

#### Far Western Conf: 1-4, 5th

S 19	Long Beach State	L	6-53
S 26	Willamette	L	6-27
O 3	at UC Santa Barbara	L	0-14
O 10	at Montana State	L	14-21
O 17	at Santa Clara	L	20-43
O 24	Humboldt State^ (HC)	L	8-17
O 31	Sacramento State^	L	0-28
N 6	at UC Davis^	L	6-21
N 14	San Francisco State^	L	6-21
N 21	Chico State^	W	38-8
(All-Time Record 182-228-29)			<b>104-263</b>

## 1965 (DICK TRACHOK)

### W-6 L-4 (3-2 Home, 3-2 Road)

#### Far Western Conf: 4-1, 2nd

S 18	at Long Beach State	L	0-47
S 25	Willamette	L	6-9
O 2	UC Santa Barbara	L	18-21
O 9	Cal State-Hayward	W	42-0
O 16	at San Francisco	W	34-6
O 23	at Sacramento State^	W	20-13
O 30	UC Davis^ (HC)	W	26-15
N 6	at San Francisco State^	L	8-27
N 13	Chico State^	W	24-6
N 20	at Humboldt State^	W	32-18
(All-Time Record 188-232-29)			<b>210-162</b>

## 1966 (DICK TRACHOK)

### W-6 L-3 (2-3 Home, 4-0 Road)

#### Far Western Conf: 2-3, 4th

S 24	at Willamette	W	28-21
O 1	UC Santa Barbara	W	33-17
O 8	at UC Davis^	W	26-10
O 15	San Francisco State^	L	0-27
O 22	San Francisco (HC)	W	40-16
O 29	at Chico State^	W	41-31
N 5	at Cal State-Hayward	W	24-0
N 12	Sacramento State^	L	8-13
N 19	Humboldt State^	L	17-18
(All-Time Record 194-235-29)			<b>217-153</b>

## 1967 (DICK TRACHOK)

### W-4 L-4 T-1 (3-1 Home, 1-3-1 Road)

#### Far West. Conf: 1-3-1, 4th

S 23	Willamette	W	32-15
S 30	at UC Santa Barbara	L	7-34
O 7	at San Francisco State^	L	6-34
O 14	at San Francisco	W	21-14
O 21	Chico State^ (HC)	W	27-6

O 28	Cal State-Hayward	W	23-7
N 4	at Sacramento State^	L	7-14
N 11	at Humboldt State^	T	7-7
N 18	UC Davis^	L	20-28
(All-Time Record 198-239-30)			<b>150-159</b>

## 1968 (DICK TRACHOK)

### W-3 L-6 T-1 (3-2 Home, 0-4-1 Road)

#### Far West. Conf: 1-4, 5th

S 21	at Willamette	L	13-40
S 28	UC Santa Barbara	W	17-13
O 5	San Francisco*	W	48-13
O 12	at Chico State^	L	15-20
O 19	at Cal State-Hayward	T	7-7
O 26	Sacramento State^ (HC)	L	14-17
N 2	Humboldt State^	L	17-20
N 9	at UC Davis^	L	24-25
N 16	San Francisco State^	W	21-7
N 23	at Hawaii	L	0-21
(All-Time Record 201-245-31)			<b>176-183</b>

\*Nevada's 200th Win

## 1969 (JERRY SCATTINI)

### W-5 L-5 (4-1 Home, 1-4 Road)

S 21	Willamette	W	27-7
S 27	at UC Santa Barbara	L	6-21
O 4	Chico State	L	15-27
O 11	Cal State-Hayward	W	31-21
O 18	at Sacramento State	L	7-41
O 25	at Humboldt State	L	0-34
N 1	UC Davis	W	30-12
N 8	at San Francisco State	L	26-27
N 15	at San Francisco	W	50-7
N 22	UNLV (7,000) (HC)	W	30-28
(All-Time Record 206-250-31)			<b>222-225</b>

## 1970 (JERRY SCATTINI)

### W-6 L-3 T-1 (4-0-1 Home, 2-3 Road)

S 19	at San Francisco	W	28-6
S 26	UC Riverside	W	45-26
O 3	at Willamette	W	30-3
O 10	at Cal Poly-SLO	L	0-35
O 17	Sacramento State	W	18-14
O 24	Santa Clara (7,000) (HC)	T	28-28
O 31	at UC Davis	L	17-35
N 7	Eastern Oregon State	W	61-14
N 14	Cal State-Northridge	W	23-17
N 21	at UNLV	L	30-42
(All-Time Record 212-253-32)			<b>280-220</b>

## 1971 (JERRY SCATTINI)

### W-5 L-5 (1-3 Home, 4-2 Road)

S 18	Oregon Tech	W	44-7
S 25	Boise State	L	10-17
O 2	at Santa Clara	L	7-21
O 9	at UC Riverside	W	23-16
O 16	at Portland State	W	23-16
O 23	UC Davis (HC)	L	13-14
O 30	at Idaho State	L	0-27
N 6	at San Francisco	W	12-0
N 13	at Eastern Oregon	W	36-20
N 20	UNLV	L	13-27
(All-Time Record 217-258-32)			<b>181-165</b>

## 1972 (JERRY SCATTINI)

### W-6 L-5 (5-1 Home, 1-4 Road)

S 9	San Francisco State	W	37-6
S 16	at Cal State-Fullerton	L	6-13
S 30	at Sacramento State	L	14-19
O 7	Portland State	W	27-13
O 14	at Boise State	L	19-56
O 21	Santa Clara (HC)	W	21-7
O 28	Cal Poly-SLO	L	12-14
N 4	Chico State	W	48-32
N 11	Cal State-Hayward	W	48-8
N 18	at UNLV	W	41-13
N 25	at Grambling	L	3-37
(All-Time Record 223-263-32)			<b>276-218</b>

## 1973 (JERRY SCATTINI)

### W-7 L-4 (4-1 Home, 3-3 Road)

S 8	at San Francisco State	L	28-31
S 15	Sacramento State	W	17-10
S 22	at Chico State	W	33-3
S 29	Idaho State	W	38-14
O 6	at Portland State	W	59-0
O 13	at Santa Clara	L	14-27
O 20	at Cal State-Northridge	W	48-0
O 27	Cal State-Fullerton (HC)	L	10-17
N 3	Boise State	W	23-21
N 10	at UC Davis	L	6-17
N 17	UNLV	W	19-3
(All-Time Record 230-267-32)			<b>295-143</b>

## 1974 (JERRY SCATTINI)

### W-5 L-6 (4-1 Home, 1-5 Road)

S 7	San Francisco State	W	28-7
S 14	at Sacramento State	W	31-7
S 21	at Idaho State	L	7-13
S 28	Portland State (4,000)	W	19-14
O 5	at Boise State	L	16-36
O 12	CS-Northridge (HC)	W	19-14
O 19	at Colorado State	L	17-66
O 26	Chico State	W	30-12
N 2	at Cal Poly-SLO	L	23-37
N 9	Santa Clara	L	12-20
N 16	at UNLV	L	7-28
(All-Time Record 235-273-32)			<b>209-254</b>

## 1975 (JERRY SCATTINI)

### W-3 L-8 (2-5 Home, 1-3 Road)

S 13	at Portland State	L	0-37
S 20	Willamette (5,300)	W	36-14
S 27	Sacramento State (3,500)	L	16-36
O 4	Simon Fraser (2,150)	L	10-17
O 11	Cal Poly-SLO (5,010) (HC)	W	16-8
O 18	at Chico State	L	3-6
O 25	at Cal State-Hayward	W	17-10
N 1	Idaho State (3,200)	L	3-28
N 8	Boise State (5,150)	L	6-49
N 15	at Santa Clara	L	7-35
N 22	UNLV (5,800)	L	7-45
(All-Time Record 238-281-32)			<b>121-285</b>

## 1976 (CHRIS AULT)

### W-8 L-3 (7-0 Home, 1-3 Road)

S 11	Cal State-Hayward (5,400)	W	30-13
S 18	at Willamette	W	39-6
S 25	at Idaho State	L	22-27
O 2	Montana Tech (5,000)	W	57-7
O 9	Santa Clara (8,000) (HC)	W	56-39
O 16	Simon Fraser (5,000)	W	44-13
O 23	at Boise State	L	8-26
O 30	Chico State (5,600)	W	43-14
N 6	Sacramento State (5,800)	W	42-27
N 13	Portland State (7,000)	W	35-22
N 20	at UNLV	L	33-49
(All-Time Record 246-284-32)			<b>409-154</b>

## 1977 (CHRIS AULT)

### W-8 L-3 (5-2 Home, 3-1 Road)

S 10	Westminster (7,149)	W	54-8
S 17	Idaho State (8,100)	W	35-0
S 24	Cal St.-Northridge (7,210)	L	19-22
O 1	at San Francisco State	W	47-7
O 8	at Cal Poly-SLO	W	48-29
O 15	Boise State (12,651) (HC)	W	28-10

# YEAR-BY-YEAR RESULTS

O 22	at Santa Clara	W	33-14
O 29	Sacramento State (5,800)	W	75-0
N 5	Western Montana (7,140)	W	49-0
N 12	at UC Davis	L	21-37
N 19	UNLV (11,512)	L	12-27
(All-Time Record 254-287-32)			421-154

## 1978 (CHRIS AULT)

### W-11 L-1 (7-1 Home, 4-0 Road)

S 9	Stephen F. Austin (9,672)	W	32-0
S 16	at UNLV	W	23-14
S 23	UC Davis (12,093)	W	12-7
S 30	San Francisco St. (7,992)	W	37-14
O 7	W. Washington (6,982)	W	66-0
O 14	at Cal State-Fullerton	W	37-14
O 21	Santa Clara (12,369)(HC)	W	38-6
O 28	at Sacramento State	W	39-15
N 4	Cal St.-Hayward (9,412)	W	21-0
N 11	South Dakota (9,412)	W	50-7
N 18	at Idaho State	W	37-0

### NCAA Division 1AA Playoffs

D 9	Massachusetts (14,026)	L	21-44
(All-Time Record 265-288-32)			413-121

## 1979 (CHRIS AULT)

### W-8 L-4 (4-3 Home, 4-1 Road)

### Big Sky Conference: 5-2, 2nd

S 8	Idaho State (11,766)^	W	24-6
S 15	UNLV (9,000)	L	21-26
S 22	at UC Davis	W	28-21
O 6	Simon Fraser (9,425)	W	35-10
O 13	Montana State^ (9,215)	L	10-12
O 20	Weber State^ (9,362) (HC)	W	22-3
O 27	at Montana^	W	27-20
N 3	at Idaho^	W	38-26
N 10	Boise State^ (14,256)	L	27-28
N 17	Missouri Southern (7,020)	W	32-6
N 24	at Northern Arizona^	W	31-7

### NCAA Division 1AA Playoffs

D 8	at Eastern Kentucky (20T)	L	30-33
(All-Time Record 273-292-32)			325-198

## 1980 (CHRIS AULT)

### W-6 L-4 T-1 (5-2-1 Home, 1-2 Road)

### Big Sky Conference: 4-3, 2nd

S 6	Southern (11,552)	W	20-0
S 13	UC Davis (9,897)	T	13-13
S 20	at Montana State^	W	24-12
S 27	at Weber State^	L	0-10
O 11	N. Arizona^ (8,790)	W	21-0
O 18	CS-Northridge (8,576) (HC)	W	31-3
O 25	Cal St.-Fullerton (10,177)	L	16-17
N 1	Idaho State^ (8,142)	L	26-30
N 8	at Boise State^	L	3-14
N 15	Montana^ (7,311)	W	10-7
N 22	Idaho^ (9,091)	W	38-7
(All-Time Record 279-296-33)			202-113

## 1981 (CHRIS AULT)

### W-7 L-4 (4-2 Home, 3-2 Road)

### Big Sky Conference 4-3, 4th

S 12	North Dakota (9,754)	L	11-17
S 19	Cal Poly-SLO (8,542)	W	33-3
S 26	at Idaho State^	L	7-23
O 3	Central Arkansas (8,225)	W	63-13
O 10	at Northern Arizona^	W	34-17
O 17	Weber State^ (10,254)	W	28-14
O 24	at Idaho^	W	23-14
O 31	Boise State^ (14,325)	L	3-13
N 7	at Montana^	L	26-33
N 14	Montana State^ (4,900)	W	46-13
N 21	at Cal State-Fullerton	W	36-34
(All-Time Record 286-300-33)			310-194

## 1982 (CHRIS AULT)

### W-6 L-5 (4-2 Home, 2-3 Road)

### Big Sky Conference 3-4, 5th

S 11	Texas A&M-Kings. (9,646)	L	34-42
S 18	at Boise State^	L	13-20
S 25	at Montana State^	L	10-17
O 2	Montana^ (8,112)	L	27-28
O 9	N. Arizona^ (9,352) (HC)	W	24-12
O 16	Fresno State (9,077)	W	40-26
O 23	at Cal State-Fullerton	W	17-7
O 30	Northern Iowa (6,100)	W	37-0
N 6	at Weber State^ (3 OT)	L	43-46
N 13	at Idaho State^	W	24-14
N 20	Idaho^ (7,333)	W	25-16
(All-Time Record 292-305-33)			294-228

## 1983 (CHRIS AULT)

### W-9 L-5 (6-1 Home, 3-4 Road)

### Big Sky Conf. 6-1, Champions

S 3	at UNLV	L	18-28
S 17	at Fresno State	L	22-24
S 24	Boise State^ (13,110)	W	38-20
O 1	Idaho State^ (9,324)	W	37-16
O 8	Cal State-Fullerton (9,050)	L	6-14
O 15	at Montana^	W	38-0
O 22	Weber State^ (12,358) (HC)	W	41-3
O 29	at Northern Arizona^	L	38-41
N 5	Pacific (8,174)	W	34-24
N 12	at Idaho^	W	43-24
N 19	Montana State^ (7,011)	W	33-3

### NCAA Division 1AA Playoffs

N 26	at Idaho State*	W	27-20
D 3	North Texas (7,878) (1OT)	W	20-17
D 10	at Southern Illinois	L	7-23
(All-Time Record 301-310-33)			402-244

\*Nevada's 300th Win

## 1984 (CHRIS AULT)

### W-7 L-4 (5-1 Home, 2-3 Road)

### Big Sky Conference 5-2, 2nd

S 8	at Pacific	L	7-12
S 15	Texas A&M-Kings. (8,523)	W	61-35
S 22	at Boise State^	L	12-37
S 29	N. Arizona^ (9,169)	W	37-20
O 6	Idaho^ (9,525)	W	23-17
O 13	at Montana St.^ (4 OT)	L	41-44
O 20	Cal St.-Full. (11,026)(HC)	L	14-36
O 27	at Weber State^	W	35-21
N 3	E. Washington (8,222)	W	35-21
N 10	Montana^ (6,845)	W	31-28
N 17	at Idaho State^	W	29-27
(All-Time Record 308-314-33)			325-298

## 1985 (CHRIS AULT)

### W-11 L-2 (8-0 Home, 3-2 Road)

### Big Sky Conference 6-1, 2nd

S 7	Cal St.-Northridge (9,481)	W	56-12
S 14	at Cal State-Fullerton	W	30-3
S 21	Boise State^ (13,460)	W	37-10
S 28	at Idaho^	L	21-25
O 5	at Montana^	W	38-23
O 12	E. Washington (9,650)	W	31-25
O 19	Weber State^ (12,430) (HC)	W	47-12
O 26	at Northern Arizona^	W	36-10
N 2	Montana State^ (9,125)	W	61-14
N 9	Idaho State^ (8,932)	W	42-14
N 16	UNLV (13,417)	W	48-7

### NCAA Division 1AA Playoffs

### First Round Bye

D 7	Arkansas State (10,241)	W	24-23
D 14	at Furman (10,461)	L	12-35
(All-Time Record 319-316-33)			493-213

## 1986 (CHRIS AULT)

### W-13 L-1 (9-1 Home, 4-0 Road)

### Big Sky Conf. 7-0, Champions

A 30	Cal St.-Fullerton (13,062)	W	49-3
S 6	Sam Houston St. (11,680)	W	35-7

S 20	Montana^ (12,450)	W	51-17
S 27	at Montana State^	W	61-10
O 4	at Weber State^	W	38-24
O 11	Stephen F. Austin (13,242)	W	34-27
O 18	Idaho (13,825)	W	17-13
O 25	E. Washington (14,420)(HC)	W	56-22
N 1	at Idaho State^	W	44-14
N 8	at Boise State^	W	21-16
N 15	N. Arizona^ (15,425)	W	27-17

### NCAA Division 1AA Playoffs

N 29	Idaho (13,715)	W	27-7
D 6	Tennessee State (13,102)	W	33-6
D 13	Georgia Southern (15,100)	L	38-48
(All-Time Record 332-317-33)			531-231

## 1987 (CHRIS AULT)

### W-5 L-6 (3-3 Home, 2-3 Road)

### Big Sky Conference 4-4, 5th

S 12	at E. Washington^	W	40-26
S 19	UC Davis (15,630)	W	34-17
S 26	at Montana^	L	29-41
O 3	at UNLV	L	19-24
O 10	Montana State (13,903)	W	31-13
O 17	at Idaho^	L	28-38
O 24	Steph. F. Aust.(14,577) (HC)	L	7-9
O 31	Idaho State^ (11,236)	W	40-19
N 7	Boise State ^ (18,150)	L	31-36
N 14	Weber State^ (11,143)	L	15-38
N 21	at Northern Arizona^	W	40-39
(All-Time Record 337-323-33)			314-300

## 1988 (CHRIS AULT)

### W-7 L-4 (5-1 Home, 2-3 Road)

### Big Sky Conference: 4-4, 4th

S 10	N'western State (13,850)	W	35-26
S 17	at UC Davis	W	28-16
S 24	Murray State (12,675)	W	28-18
O 1	Montana^ (15,220)	W	27-3
O 8	N. Arizona^ (14,025) (HC)	W	31-28
O 15	at Weber State^	L	31-37
O 22	at Montana State^	L	14-17
O 29	at Boise State^	L	28-40
N 5	Idaho^ (16,410)	L	31-32
N 12	E. Washington^ (12,100)	W	30-12
N 19	at Idaho State^	W	50-13
(All-Time Record 344-327-33)			333-242

## 1989 (CHRIS AULT)

### W-7 L-4 (6-1 Home, 1-3 Road)

### Big Sky Conference 5-3, 3rd

S 2	Southern Illinois (15,280)	W	41-3
S 9	at E. Washington^	L	7-33
S 16	UC Davis (13,320)	L	17-24
S 23	Idaho State^ (11,330)	W	39-10
O 7	Montana State^ (11,518)	W	27-23
O 14	at Montana^	L	22-40
O 21	Weber State^ (13,470) (HC)	W	47-15
O 28	at Idaho^	L	22-42
N 4	Boise State^ (18,275)	W	30-14
N 11	UNLV (16,545)	W	45-7
N 18	at Northern Arizona^	W	52-45
(All-Time Record 351-331-33)			349-256

## 1990 (CHRIS AULT)

### W-13 L-2 (9-0 Home, 4-2 Road)

### Big Sky Conf. 7-1, Champions

S 8	Northern Arizona^ (14,210)	W	55-14
S 15	Sacramento St. (15,080)	W	41-7
S 22	at Montana State^	W	20-14
S 29	Idaho (16,125)^ (1 OT)	W	31-28
O 6	at Idaho State^	W	17-10
O 13	E. Washington^ (18,085)(HC)	W	40-17
O 20	at UNLV	W	26-14
O 27	at Weber State^	W	28-7
N 3	Montana^ (19,530)	W	34-27
N 10	at Boise State^	L	14-30
N 17	Western Illinois (16,310)	W	50-16

# YEAR-BY-YEAR RESULTS

## NCAA Division 1AA Playoffs

N 24	UL-Monroe (11,008)	W	27-14
D 1	Furman (11,519) (3OT)	W	42-35
D 8	Boise State (19,776) (3OT)	W	59-52
D 15	at Georgia Southern	L	13-36
<b>(All-Time Record 364-333-33)</b>			<b>497-321</b>

## 1991 (CHRIS AULT)

### W-12 L-1 (8-1 Home, 4-0 Road)

#### Big Sky Conf. 8-0, Champions

S 7	UNLV (24,123)	W	50-8
S 14	Northwestern St. (18,382)	W	45-14
S 21	North Texas (19,180)	W	72-0
S 28	Montana State^ (18,005)	W	54-12
O 5	at Idaho^	W	31-23
O 12	Idaho State^ (22,630) (HC)	W	41-20
O 19	at Eastern Washington^	W	51-14
O 26	Boise State^ (27,668)	W	17-14
N 2	Weber State^ (21,031)	W	55-49
N 9	at Montana^ (2OT)	W	35-28
N 16	at Northern Arizona^	W	45-16

## NCAA Division 1AA Playoffs

N 30	McNeese State (15,962)	W	22-16
D 7	Youngstown St. (13,476)	L	28-30
<b>(All-Time Record 376-334-33)</b>			<b>546-245</b>

## 1992 (CHRIS AULT)

### W-7 L-5 (5-1 Home, 2-4 Road)

#### Big West Conf. 5-1, Champions

S 5	at Wyoming	L	6-25
S 12	Pacific^ (24,111)	W	20-14
S 19	McNeese State (22,005)	W	31-21
S 26	at Tulane	L	17-34
O 3	at Cal State-Fullerton^	W	19-0
O 17	at UNLV^	W	14-10
O 24	New Mexico St.^ (25,804)	W	35-21
O 31	Weber State (19,333)(HC)	L	21-23
N 7	at San Jose State^	L	35-39
N 14	Utah State^ (21,916)	W	48-47
N 21	Texas Southern (18,964)	W	38-14

## Las Vegas Bowl

D 18	at Bowling Green	L	34-35
<b>(All-Time Record 383-339-33)</b>			<b>318-283</b>

## 1993 (JEFF HORTON)

### W-7 L-4 (4-2 Home, 3-2 Road)

#### Big West Conf. 4-2, 3rd

S 4	at Wisconsin	L	17-35
S 11	Boise State (28,523)	W	38-10
S 18	Texas Southern (20,949)	W	63-14
S 25	Northern Illinois^ (22,023)	L	42-46
O 2	UNLV^ (26,866)	W	49-14
O 16	at Utah State^	W	48-44
O 23	Weber State (24,089) (HC)	L	30-47
O 30	at Pacific^	W	31-23
N 6	San Jose State^ (28,631)	W	46-45
N 13	at New Mexico Stateo	W	34-14
N 20	at Arkansas State^	L	21-23
<b>(All-Time Record 390-343-33)</b>			<b>419-315</b>

## 1994 (CHRIS AULT)

### W-9 L-2 (6-0 Home, 3-2 Road)

#### Big West Conf. 5-1, Tri-Champions

S 3	Northern Arizona(20,105)	W	30-27
S 10	Arkansas State^ (19,337)	W	18-0
S 17	at Boise State	L	27-37
S 24	UL-Monroe (20,316)	W	34-22
O 1	at Northern Illinois^	W	35-31
O 8	Pacific^ (19,724)	W	38-26
O 15	New Mexico St. (22,142)o(HC)	W	45-24
O 22	at San Jose State^	W	42-10
N 5	at Fresno State	W	62-35
N 12	Utah State (21,562)^	W	56-28
N 19	at UNLV^	L	27-32
<b>(All-Time Record 399-345-33)</b>			<b>414-272</b>

## 1995 (CHRIS AULT)

### W-9 L-3 (5-1 Home, 4-2 Road)

#### Big West Conf. 6-0, Champions

S 2*	UL-Lafayette^ (25,446)	W	38-14
S 9	at New Mexico Stateo	W	45-24
S 23	Toledo (25,112)	L	35-49
S 28	at San Diego State	L	27-30
O 7	North Texas (18,458)	W	56-24
O 14	IL-Monroe (20,118) (HC)	W	59-35
O 21	at Louisiana Tech^	W	49-45
O 28	UNLV^ (33,391)*	W	55-32
N 4	at Utah State	W	30-25
N 11	at Pacific^	W	45-29
N 18	San Jose State^ (21,853)	W	45-28
<i>Las Vegas Bowl</i>			
D 14	at Toledo (OT)	L	37-40
<b>(All-Time Record 408-348-33)</b>			<b>521-375</b>
<i>*Nevada's 400th Win</i>			

## 1996 (JEFF TISDEL)

### W-9 L-3 (6-0 Home, 3-3 Road)

#### Big West Conf. 4-1, Co-Champions

S 7	at Oregon	L	30-44
S 14	Montana State (23,210)	W	31-7
S 21	at California	L	15-33
S 28	Kent (24,430)	W	63-42
O 5	at UNLV	W	54-17
O 12	Boise State^ (25,330) (HC)	W	66-28
O 19	at Idaho^	L	15-24
O 26	at North Texas^	W	40-13
N 2	New Mexico St.^ (22,815)	W	63-14
N 9	at Utah State^	W	54-27
N 16	Arkansas State (18,733)	W	66-14

## Las Vegas Bowl

D 14	Ball State (10,118)	W	18-15
<b>(All-Time Record 417-351-33)</b>			<b>515-278</b>

## 1997 (JEFF TISDEL)

### W-5, L-6 (3-3 Home, 2-3 Road)

#### Big West Conf. 4-1, Co-Champions

A 30	at Colorado State	L	13-45
S 6	UNLV (30,118)	W	31-14
S 13	Oregon (30,420)	L	20-24
S 20	at Southern Mississippi	L	19-35
S 27	at Toledo	L	13-31
O 11	Wyoming (21,338)	L	30-34
O 18	Idaho^ (22,960) (HC)	W	42-23
O 25	North Texas^ (19,470)	W	65-10
N 1	New Mexico State^	W	45-24
N 8	at Boise State^	W	56-42
N 15	Utah State^ (22,780)	L	19-38
<b>(All-Time Record 422-356-33)</b>			<b>353-320</b>

## 1998 (JEFF TISDEL)

### W-6, L-5 (2-3 Home, 4-2 Road)

#### Big West Conf. 3-2, 2nd

S 5	at Oregon State	L	6-48
S 12	Colorado State (22,882)	L	14-26
S 26	at Fresno State	W	27-24
O 3	at UNLV	W	31-20
O 10	New Mexico St.^ (23,142)	L	45-48
O 17	at North Texas^	L	21-27
O 24	at Idaho^	W	58-23
O 31	Boise State^ (24,279)(HC)	W	52-24
N 7	at Utah State^	W	26-21
N 14	Cal Poly (16,828)	W	63-0
N 21	Southern Mississippi (18,336)	L	28-55
<b>(All-Time Record 428-361-33)</b>			<b>371-316</b>

## 1999 (JEFF TISDEL)

### W-3 L-8 (2-4 Home, 1-4 Road)

#### Big West Conf. 2-4, 6th

S 4	Oregon State (29,167)	L	13-28
S 11	at Colorado State	L	33-38
S 18	at Oregon	L	10-72
S 25	Fresno State (21,115)	L	24-49
O 2	UNLV (23,490)	W	26-12
O 9	at New Mexico State^	W	23-16
O 23	at Boise State^	L	17-52
O 30	North Texas^ (20,575) (HC)	W	41-28
N 6	Idaho^ (19,232)	L	33-42

N 13	at Arkansas State^	L	28-44
N 20	Utah State^ (15,171)	L	35-37
<b>(All-Time Record 431-370-33)</b>			<b>289-424</b>

## 2000 (CHRIS TORMEY)

### W-2 L-10 (1-4 Home, 1-6 Road)

#### Western Athletic Conf. 1-7, 9th

S 2	at Oregon	L	7-36
S 9	TCU^ (19,797)	L	10-41
S 23	at Wyoming	W	35-28
S 30	Colorado State (19,003)	L	14-45
O 7	at UNLV	L	7-38
O 14	at Fresno State^	L	21-58
O 21	San Jose St.^ (17,555)(HC)	L	30-49
O 28	at SMU^	L	21-7
N 4	UTEP^ (15,249)	L	22-45
N 11	at Hawai'i^	L	17-37
N 18	Rice^ (13,482)	W	34-28
N 25	at Tulsa^	L	3-38
<b>(All-Time Record 433-379-33)</b>			<b>207-464</b>

## 2001 (CHRIS TORMEY)

### W-3 L-8 (2-3 Home, 1-5 Road)

#### Western Athletic Conf. 3-5, 77th

S 1	at BYU	L	7-52
S 8	at Colorado State	L	18-35
S 22	Hawai'i^ (15,876)	W	28-20
O 6	UNLV (24,238)	L	12-27
O 13	La. Tech^ (15,481) (HC)	L	42-45
O 20	at Rice^ (OT)	L	30-33
O 27	at Boise State^	L	7-49
N 3	SMU^ (13,858)	W	35-14
N 10	at San Jose State^	L	45-64
N 17	Fresno State^ (18,412)	L	14-61
N 24	at UTEP^	W	48-31
<b>(All-Time Record 436-388-33)</b>			<b>286-431</b>

## 2002 (CHRIS TORMEY)

### W-5 L-7 (4-2 Home, 1-5 Road)

#### Western Athletic Conf. 4-4, 74th

A 31	at Washington State	L	7-31
S 14	BYU (23,109)	W	31-28
S 21	Rice^ (17,201)	W	31-21
S 28	Colorado State (19,292)	L	28-32
O 5	at UNLV	L	17-21
O 12	at Hawai'i^	L	34-59
O 19	San Jose St.^ (19,481)(HC)	W	52-24
O 26	at Louisiana Tech^	L	47-50
N 2	at SMU^	W	24-6
N 9	UTEP^ (13,721)	W	23-17
N 16	at Fresno State^	L	30-38
N 23	Boise State^ (20,247)	L	7-44
<b>(All-Time Record 441-395-33)</b>			<b>331-371</b>

## 2003 (CHRIS TORMEY)

### W-6 L-6 (3-3 Home, 3-3 Road)

#### Western Athletic Conf. 4-4, 8th

A 30	Southern Utah (25,256)	W	24-23
S 6	at Oregon	L	31-23
S 18	at San Jose State^	W	42-30
S 27	SMU^ (21,128)	W	12-9
O 4	UNLV (31,900)	L	16-12
O 11	at Washington	W	28-17
O 18	at Tulsa^	W	28-21
O 25	La Tech^ (HC) (22,157)	L	42-34
N 1	at Rice^	L	52-42
N 8	Fresno State^ (17,837)	L	27-10
N 15	Hawai'i^ (15,268)	W	24-14
N 29	at Boise State^	L	56-3
<b>(All-Time Record 447-401-33)</b>			<b>382-238</b>



# YEAR-BY-YEAR RESULTS

## 2004 (CHRIS AULT)

### W-5 L-7 (5-1 Home, 0-6 Road)

#### Western Athletic Conf. 3-5, T6th

S 6	at Louisiana Tech <sup>^</sup>	L	38-21
S 11	Sac State (16,611)	W	59-7
S 18	Buffalo (17,220)	W	38-13
S 25	at San Diego State	L	27-10
O 2	at UNLV	L	48-13
O 9	at Hawai'i <sup>^</sup>	L	48-26
O 16	Rice <sup>^</sup> (HC) (18,800)	W	35-10
O 23	Tulsa <sup>^</sup> (13,550) (OT)	W	54-48
N 6	San Jose St. <sup>^</sup> (15,902)	W	42-24
N 13	at SMU <sup>^</sup>	L	38-20
N 20	at Fresno State <sup>^</sup>	L	54-17
N 27	Boise State <sup>^</sup> (21,799)	L	58-21
<b>(All-Time Record 452-408-33)</b>			<b>356-413</b>

## 2005 (CHRIS AULT)

### W-9 L-3 (5-1 Home, 3-2 Road, Neutral 1-0)

#### Western Athletic Conf. 7-1, T1st

S 9	Washington State (17,552)	L	55-21
S 17	UNLV (23,457)	W	22-14
S 24	at Colorado State	L	42-21
O 1	at San Jose State <sup>^</sup>	W	30-23
O 8	Idaho <sup>^</sup> (11,584) (HC)	W	62-14
O 15	Louisiana Tech <sup>^</sup> (8,377)	W	37-27
O 29	at Boise State <sup>^</sup>	L	49-14
N 5	Hawai'i <sup>^</sup> (11,723)	W	38-28
N 12	at New Mexico State <sup>^</sup>	W	48-24
N 19	at Utah State <sup>^</sup>	W	30-24
N 26	Fresno State <sup>^</sup> (17,765)	W	38-35
<i>Sheraton Hawaii Bowl</i>			
D 24	vs. Central Florida (OT)	W	49-48
<b>(All-Time Record 461-411-33)</b>			<b>410-383</b>

## 2006 (CHRIS AULT)

### W-8 L-5 (5-1 Home, 3-3 Road, Neutral 0-1)

#### Western Athletic Conf. 5-3, T3rd

S 1	at Fresno State <sup>^</sup>	L	19-28
S 9	at Arizona State	L	21-52
S 16	Colorado State (18,883)	W	28-10
S 22	Northwestern (16,176)	W	31-21
S 30	at UNLV	W	31-3
O 7	at Hawai'i <sup>^</sup>	L	34-41
O 21	San Jose State <sup>^</sup> (19,636)	W	23-7
O 28	New Mexico St. <sup>^</sup> (11,582)	W	48-21
N 4	at Idaho <sup>^</sup>	W	45-7
N 11	Utah State <sup>^</sup> (8,584)	W	42-0
N 18	at Louisiana Tech <sup>^</sup>	W	42-0
N 25	Boise State <sup>^</sup> (25,506)	L	7-38
<i>MPC Computers Bowl</i>			
D 31	vs. Miami	L	20-21
<b>(All-Time Record 469-416-33)</b>			<b>391-249</b>

## 2007 (CHRIS AULT)

### W-6 L-7 (4-2 Home, 2-5 Road)

#### Western Athletic Conf. 4-4, T3rd

S 1	at Nebraska	L	52-10
S 8	at Northwestern	L	36-31
S 15	Nicholls State	W	52-17
S 29	UNLV	W	27-20
O 6	Fresno State <sup>^</sup>	L	49-41
O 14	at Boise State <sup>^</sup> (4OT)	L	69-67
O 20	at Utah State <sup>^</sup>	W	31-28
O 27	Idaho <sup>^</sup>	W	37-21
N 2	at New Mexico State <sup>^</sup>	W	40-38
N 16	Hawai'i <sup>^</sup>	L	28-26
N 24	at San Jose State <sup>^</sup>	L	27-24
D 1	Louisiana Tech <sup>^</sup>	W	49-10
<i>New Mexico Bowl, Albuquerque, N.M.</i>			
D 22	at New Mexico	L	23-0
<b>(All-Time Record 475-423-33)</b>			<b>395-253</b>

## 2008 (CHRIS AULT)

### W-7 L-6 (3-3 Home, 4-2 Road, 0-1 Neutral)

#### Western Athletic Conf. 5-3, T2nd

A 30	vs. Grambling State	W	49-13
S 6	vs. No. Texas Tech	L	35-19
S 13	at No. Missouri	L	69-17
S 27	at UNLV	W	49-27
O 4	at Idaho	W	49-14
O 11	vs. New Mexico State	L	48-45
O 18	vs. Utah State	W	44-17
O 25	at Hawai'i	L	38-31
N 7	at Fresno State	W	41-28
N 15	vs. San Jose State	W	41-17
N 22	vs. Boise State	L	41-34
N 29	at Louisiana Tech	W	35-31
<i>Roady's Humanitarian Bowl, Boise, Idaho</i>			
D 30	vs. Maryland	L	42-35
<b>(All-Time Record 482-429-33)</b>			<b>400-256</b>

## 2009 (CHRIS AULT)

### W-8 L-5 (5-1 Home, 3-3 Road, 0-1 Neutral)

#### Western Athletic Conf. 7-1, 2nd

S 5	at Notre Dame	L	35-0
S 19	at Colorado State	L	35-20
S 25	Missouri	L	31-21
O 3	UNLV	W	63-28
O 9	Louisiana Tech	W	37-14
O 17	at Utah State	W	35-32
O 24	Idaho	W	70-45
O 31	Hawai'i	W	31-21
N 8	at San Jose State	W	62-7
N 14	Fresno State	W	52-14
N 21	at New Mexico State	W	63-20
N 27	at Boise State	L	44-33
<i>Sheraton Hawai'i Bowl, Honolulu</i>			
D 24	vs. SMU	L	45-10
<b>(All-Time Record 490-434-33)</b>			<b>407-257</b>

## 2010 (CHRIS AULT)

### W-13 L-1 (7-0 Home, 5-1 Road, 1-0 Neutral)

#### Western Athletic Conf. 7-1, T1st

S 2	vs. Eastern Washington	W	49-24
S 11	vs. Colorado State	W	51-6
S 17	vs. California	W	52-31
S 25	at BYU	W	27-13
O 2	at UNLV	W	44-26
O 9	vs. San Jose State <sup>^</sup>	W	35-13
O 16	at Hawai'i <sup>^</sup>	L	27-21
O 30	vs. Utah State <sup>^</sup>	W	56-42
N 6	at Idaho <sup>^</sup>	W	63-17
N 13	at Fresno State <sup>^</sup>	W	35-34
N 20	vs. New Mexico State <sup>^</sup>	W	52-6
N 26	vs. Boise State <sup>^</sup> (OT)	W	34-31
D 4	at Louisiana Tech <sup>^</sup>	W	35-17
<i>Kraft Fight Hunger Bowl, San Francisco</i>			
J 9	vs. Boston College	W	20-13
<b>(All-Time Record 503-435-33)</b>			<b>574-300</b>

## 2011 (CHRIS AULT)

### W-7 L-5 (5-1 Home, 2-4 Road, 0-0 Neutral)

#### Western Athletic Conf. 5-2, T2nd

S 10	at No. 13 Oregon	L	69-20
S 17	at San Jose State <sup>^</sup>	W	17-14
S 24	at Texas Tech	L	35-34
O 1	at No. 4 Boise State	L	30-10
O 8	vs. UNLV	W	37-0
O 15	vs. New Mexico (HC)	W	49-7
O 22	vs. Fresno State <sup>^</sup>	W	45-38
O 29	at New Mexico State <sup>^</sup>	W	48-34
N 12	vs. Hawai'i <sup>^</sup>	W	42-28
N 19	vs. Louisiana Tech <sup>^</sup>	L	24-20
N 26	at Utah State <sup>^</sup>	L	21-17
D 3	vs. Idaho <sup>^</sup>	W	56-3
<i>Sheraton Hawai'i Bowl, Honolulu</i>			
D 24	vs. Southern Miss	L	24-17
<b>(All-Time Record 510-440-33)</b>			

## 2012 (CHRIS AULT)

### W-7 L-5 (2-4 Home, 5-1 Road, 0-0 Neutral)

#### Mountain West Conf. 4-4, 5th

S 1	at Cal	W	31-24
S 8	vs. USF	L	32-31
S 15	vs. Northwestern State	W	45-34
S 22	at Hawai'i*	W	69-24
S 29	at Texas State	W	34-21
O 6	vs. Wyoming*	W	35-28, OT
O 13	at UNLV*	W	42-37
O 20	vs. San Diego State*	L	39-38, OT
O 26	at Air Force*	L	48-31
N 10	vs. Fresno State*	L	52-36
N 17	at New Mexico*	W	31-24
D 1	vs. Boise State*	L	27-21
<i>Gildan New Mexico Bowl</i>			
D 15	vs. Arizona		TBD
L	24-17		

(All-Time Record 517-445-33)

#### Symbol Key:

<sup>^</sup> Conference Game

o Did not count in Big West standings

\* Mackay Stadium attendance record

(HC) Homecoming

# HISTORICAL HONORS

## TEAM OF THE CENTURY

As part of Nevada's celebration of 100 years of intercollegiate athletics in 1998, a football "Team of the Century" was selected. The selecting process included three official committees, starting with five separate nominating committees representing the different eras in Wolf Pack history (1898-1939, 1940-1959, 1960-1979, 1980-89, 1990-98). A research committee worked simultaneously with the selection committees to verify the accuracy of the nomination and then turned its finding over to an eight-member selection committee for the task of electing the team members.

### The criteria for the selection of this elite team included:

- Individuals were dominating players in their times.
- Individuals were preferably highly-ranked statistical leaders (team, conference or national.)
- Team's record while player was at Nevada.
- Offensive linemen were selected on the basis of the team's ability to run the ball.
- Individuals may have received post-season honors and/or accomplishments.
- Positions would be grouped (not selecting left corner or safeties, but defensive backs).
- Priority was given for longevity.
- Team was representative of the 100 years of Nevada football, but not to the extent of lessening the significance of the team.

### Offense

Stan Heath*	Quarterback, 1947-48
Chris Vargas	Quarterback, 1990-93
Roberto Salden	Offensive Line, 1976-79
Todd Wilcks	Offensive Line, 1978-81
Derek Kennard	Offensive Line, 1980-83
Greg Rea	Offensive Line, 1981-84
Vic Carroll	Offensive Line, 1931-34
Leslie "Spud" Harrison	Offensive Line, 1922-25
Frank Hawkins	Running Back, 1977-80
James "Rabbit" Bradshaw	Running Back, 1919-21
Marion Motley	Running Back, 1940-42
Tommy Kalmanir	Running Back, 1946-48
Scott Beasley*	Tight End, 1946-48
Alex Van Dyke*	Wide Receiver, 1994-95
Tony Zendejas*	Kicker, 1981-83

### Defense

Greg Grouwinkel	Defensive Back, 1972-74
Tony Shaw	Defensive Back, 1980-83
Bernard Ellison	Defensive Back, 1986-88 & 1990
Patrick Hunter	Defensive Back, 1982-85
Buster McClure	Defensive Line, 1943-46
Charles Mann	Defensive Line, 1980-82
Neil Hulbert	Defensive Line, 1987-90
James Cannida	Defensive Line, 1994-97
Ken Sinofsky	Linebacker, 1944 & 1946-48
Henry Rolling	Linebacker, 1983-86
Matt Clifton	Linebacker, 1988-91
Deshone Myles	Linebacker, 1994-97
Pat Brady	Punter, 1949-50
Dick Trachok	All-Purpose, 1946-48
Jim Bailey	All-Purpose, 1926-28

### Coach

Chris Ault*	Head Coach, 1976-92, 1994-95 & 2004-present
-------------	--

\* Unanimously voted first by each member of the selection committee.

## NEVADA IN THE COLLEGE FOOTBALL HALL OF FAME

### CHRIS AULT

**Inducted 2002**

**Head Coach**

**1976-92, 1994-95, 2004-Present**

When talking about the past success of Nevada football, one name comes to mind: Chris Ault.

With the winningest record in Nevada history and eight Coach-of-the-Year awards to his credit, there is a little doubt that Coach Ault built the foundation for Wolf Pack football. Ault started his career at Nevada as a student and a quarterback where he earned All-Far Western Conference honors three years (1965-1967). After being an assistant coach at UNLV for a short period of time, Ault returned to his alma mater as the Wolf Pack head coach in 1976.

After 21 seasons in three stints as Nevada's head coach, Ault has acquired a career record of 177-73-1 record and eight conference titles. He has been voted coach of the year eight times, including two National I-AA coaching honors.

Ault, who was voted Coach of the Century for northern Nevada by the Reno Gazette-Journal in 1998, returned to coaching at Nevada in December 2003.

### Career Highlights

- 1999 -Selected by Sports Illustrated as one of the "50 greatest sports figures of the 20th century in the state of Nevada"

- 1998 -Selected by the University of Nevada as "Football Coach of the Century"

- Orchestrated the greatest comeback in NCAA history vs. Weber St. (35 pts. 1991)

- Record for Big Sky Conference wins (68)

### FRANK HAWKINS

**Inducted 1999**

**Running Back**

**1977-80**

In recent years, the Nevada Wolf Pack football team has been known for its prolific passing attack, but one of the greatest careers in Nevada football history came from a running back.

Frank Hawkins, originally from Las Vegas, came to the Wolf Pack in 1977 and over the next four years, broke five university records, including single-season marks for rushing attempts, rushing yards and rushing touchdowns in a season. He also holds the top two single-season rushing performances in school history. After his career was all said and done, Hawkins was the NCAA's third all-time rushing leader with 5,333 yards and was a three-time first-team All-American.

After his great career with the Wolf Pack, Hawkins went on to play seven years with the Oakland Raiders and was part of the 1984 Super Bowl championship team.

### Career Highlights

- Three-Time First-Team All-American (1978-1980)

- NCAA's third all-time rushing leader with 5,333 yards by the time he finished at Nevada

- Set the NCAA record for rushing for 100 yards or more for 21 consecutive games

- Played seven seasons for the Oakland Raiders (1981-1987) and won one Super Bowl (1984)

# HISTORICAL HONORS

## ALL-AMERICANS

1921	James Bradshaw, Halfback (WC)	1984	Marty Zendejas, Place Kicker (AP)	2002	Nate Burleson, Wide Receiver (AFCA, AP, CNN/SI, TSN)
1946	Buster McClure, Tackle (UPI)	1985	Greg Rea, Offensive Guard (AP, K)	2009	Colin Kaepernick, Quarterback (TSN) Vai Taua, Running Back (SI)
1948	Stan Health, Quarterback (UPI*)	1985	Patrick Hunter, Cornerback (AP)	2010	Colin Kaepernick (SI) Vai Taua (AP) Dontay Moch (SI)
1952	Neil Garrett, Halfback (AP)	1985	Marty Zendejas, Place Kicker (K)	2011	Brett Roy (SI)
1973	David Clapham, Tackle (AP)	1986	Henry Rolling, Linebacker (AP, K)		
1974	Greg Grouwinkel, Safety (AP)	1986	Marty Zendejas, Place Kicker (FWA)		
1976	Jeff Wright, Wide Receiver (AP)	1986	Bob Brown, Offensive Tackle (AP)		
1977	Doug Betters, Defensive End (AP)	1988	Bernard Ellison, Cornerback (K)		
1977	Steve Senini, Tight End (AP)	1990	Bernard Ellison, Cornerback (K)		
1977	Jeff Tisdell, Quarterback (AP)	1990	Treamelle Taylor, Wide Receiver (AP)		
1978	James Curry, Defensive Tackle (AP)	1990	Matt Clifton, Linebacker (SN)		
1978	David Hann, Offensive Tackle (AP)	1990	Kevin McKelvie, Place Kicker (CoSIDA)		
1978	Frank Hawkins, Fullback (AP)	1991	Matt Clifton, Linebacker (Consensus)		
1979	Lee Fobbs, Safety (AP)	1991	Shahriar Pourdanesh, Offensive Tackle (AP)		
1979	Frank Hawkins, Fullback (AP)	1994	Alex Van Dyke, Wide Receiver (AP, TSN)		
1980	Frank Hawkins, Fullback (AP)	1995	Alex Van Dyke, Wide Receiver (AP, TSN)		
1980	Bubba Puha, Nose Guard (AP)	1996	Damon Shea, Place Kicker (Football Digest, AP)		
1981	Tony Zendejas, Place Kicker (AP)	1999	Trevor Insley, Wide Receiver (AP, TSN, FB News)		
1981	John Ramatici, Linebacker (K)	2001	Chance Kretschmer, Runningback (TSN Freshman)		
1982	Charles Mann, Defensive Tackle (AP)	2002	Erick Streehman, Tight End (CoSIDA)		
1982	David Heppe, Punter (CoSIDA)				
1983	Tony Zendejas, Place Kicker (AP)				
1983	Jim Werbeckes, Offensive Guard (AP)				
1983	Derek Kennard, Offensive Tackle (AP)				

### Rating Body Key:

**UPI-United Press International**  
**AP-Associated Press**  
**WC-Walter Camp**  
**K-Kodak Coaches' Poll**  
**FWA-Football Writers of America**  
**SN-Sports Network (1AA Sports Information Directors)**  
**TSN-The Sporting News**  
**CoSIDA- College Sports Information Directors of America All-Academic**  
**AFCA-American Football Coaches Association of America**  
**CNN/SI-Cable News Network/Sports Illustrated**

## PRO PLAYERS

Dick Afliss	'49	Green Bay	Tom Kolesar	'75	Green Bay
<b>Jonathon Amaya</b>	<b>'09</b>	<b>Miami, New Orleans</b>	Bill Mackrides	'46	Philadelphia, Pittsburgh, N.Y. Giants
Chris Barry	'05	CFL Montreal	Charles Mann	'82	Washington, San Francisco
Bill Bass	'47	Chicago Hornets, CFL Montreal	Maurice Mann	'04	Cincinnati
Del Bates	'01	Dallas	Brock Marion	'92	Dallas, Miami, Detroit
Wayne Beck	'67	Canadian Football League	<b>Brandon Marshall</b>	<b>'11</b>	<b>Jacksonville</b>
Scott Beasley	'48	CFL Hamilton	<b>Rishard Matthews</b>	<b>'11</b>	<b>Miami</b>
Doug Betters	'77	Miami	<b>Joshua Mauga</b>	<b>'08</b>	<b>New York Jets</b>
Pat Brady	'50	Pittsburgh	Doyle Miller	'10	Buffalo
<b>Nate Burleson</b>	<b>'03</b>	<b>Minnesota, Seattle, Detroit</b>	<b>Dontay Moch</b>	<b>'10</b>	<b>Cincinnati</b>
<b>Kaelin Burnett</b>	<b>'11</b>	<b>Oakland</b>	Tony Moll	'05	Green Bay, Baltimore, Jacksonville
<b>Ezra Butler</b>	<b>'08</b>	<b>New Orleans</b>	Don Morgan	'98	Minnesota, Arizona
James Cannida	'97	Tampa Bay, Indianapolis, AFL Dallas	Bob McClure	'46	Boston
Vic Carroll	'33	Washington, N.Y. Giants	Marko Mitchell	'08	Washington, Detroit, Minnesota
Dave Clapham	'75	San Francisco, Baltimore	Marion Motley	'42	Cleveland
Jorge Cordova	'04	Jacksonville	DeShone Myles	'98	Seattle
Anthony Corley	'83	Pittsburgh, San Diego	Dan Orlich	'49	Green Bay
Ryan Coulson	'10	New England	Shahriar Pourdanesh	'92	CFL Baltimore, Pittsburgh, Oakland
Mike Crawford	'96	Miami	Paul Pratt	'07	Detroit
James Curry	'78	CFL Hamilton, Toronto, Montreal	Bryan Reeves	'93	Arizona
Harvey Dahl	'05	Dallas, San Francisco, Atlanta, St. Louis	Elston Ridgle	'85	Cincinnati, Seattle
Forey Duckett	'93	Cincinnati; '96 WLAFL Scotland	Mike Rockwood	'95	Buffalo
Patrick Egu	'88	N.Y. Jets, New England	Henry Rolling	'86	Tampa Bay, San Diego, Los Angeles
Bernard Ellison	'91	Cleveland	Clark Roosendaal	'01	Buffalo, Oakland
Lucius Floyd	'87	CFL Saskatchewan, Edmonton	Jeff Rowe	'06	Cincinnati, Seattle, New England
<b>Isaiah Frey</b>	<b>'11</b>	<b>Chicago</b>	<b>Brett Roy</b>	<b>'11</b>	<b>New York Jets</b>
Horace Gillom	'46	Cleveland	Eric Sanders	'80	Atlanta, Detroit, Indianapolis
<b>Virgil Green</b>	<b>'10</b>	<b>Denver</b>	<b>Tray Session</b>	<b>'11</b>	<b>Oakland</b>
Bob Hamm	'82	Kansas City	Ed Sharkey	'46	Cleveland, Baltimore, Philadelphia, San Francisco
Frank Hawkins	'80	Oakland/ Los Angeles	Don Smerek	'79	Dallas
Stan Heath	'48	Green Bay	Don Talcott	'46	Philadelphia
Terry Hermeling	'69	Washington	Treamelle Taylor	'90	CFL Ottawa
Sherman Howard	'48	Cleveland	<b>Vai Taua</b>	<b>'10</b>	<b>Buffalo, Seattle</b>
Patrick Hunter	'85	Seattle, Arizona	Deron Thorp	'96	Baltimore
Trevor Insley	'00	Indianapolis, Houston, CFL Ottawa	Daryl Towns	'04	Buffalo
<b>James-Michael Johnson</b>	<b>'11</b>	<b>Cleveland</b>	Alex Van Dyke	'95	N.Y. Jets, Oakland, Pittsburgh
Jerome Johnson	'08	St. Louis	Chris Vargas	'93	CFL Edmonton, British Columbia, Winnipeg
<b>Colin Kaepernick</b>	<b>'10</b>	<b>San Francisco</b>	Tony Zendejas	'83	Houston, Los Angeles
Tommy Kalmanir	'49	Los Angeles, Baltimore			
Derek Kennard	'83	New Orleans, St. Louis/Arizona, Dallas			
David Kilson	'82	Buffalo			

**bold indicates active player/current team**

*Note: This lists includes players who have spent at least one full season in the National Football League or the Canadian Football League only.*

# TEAM AWARDS

## 2011

Golden Helmet (MVP) Brett Roy  
 Outstanding Offensive Player Rishard Matthews  
 Outstanding Defensive Player Brett Roy  
 Outstanding Special Teams Bubba Boudreaux  
 Fireman Jake Hurst and Tyler Lantrip  
 Basalite Big Blocker Chris Barker (3)  
 Joel Bitonio (2)  
 Jeff Nady  
 Jordan Mudge

Scout Team (O) Chance Early  
 (D) David Jamieson and Lenny Jones

Striker Brett Roy

## 2010

Golden Helmet (MVP) Colin Kaepernick  
 Outstanding Offensive Player Vai Taua  
 Outstanding Defensive Player Dontay Moch  
 Outstanding Special Teams Anthony Martinez  
 Fireman Kevin Grimes  
 Basalite Big Blocker Vai Taua  
 Steve Haley  
 Jose Acuna  
 Chris Barker  
 John Bender  
 Jeff Nady  
 Virgil Green

Nevadatude Award Kevin Grimes  
 Scout Team Cody Fajardo (O)  
 Jordan Hanson (D)

Striker Dontay Moch  
 Ryan Coulson

## 2009

Golden Helmet (MVP) Colin Kaepernick  
 Outstanding Offensive Player Vai Taua  
 Outstanding Defensive Player Jonathon Amaya  
 Outstanding Special Teams Brett Roy  
 Firemen Steve Haley  
 Basalite Big Blocker Brett Roy  
 Mike Gallett  
 Alonzo Durham (2)  
 John Bender  
 Kenneth Ackerman (2)  
 Chris Barker  
 Steve Haley

Nevadatude Award Kenneth Ackerman  
 Scout Team Joel Bitonio (O)  
 Seann Reed (D)

Striker Kenneth Ackerman  
 Jonathon Amaya  
 John Bender  
 Mike Bethea  
 Alonzo Durham  
 Virgil Green  
 Luke Lippincott  
 Dontay Moch  
 Vai Taua

## 2008

Golden Helmet (MVP) Colin Kaepernick  
 Outstanding Offensive Player Vai Taua  
 Outstanding Defensive Player Kevin Basped  
 Outstanding Special Teams Brett Jaekle  
 Firemen Jerome Johnson  
 Basalite Big Blocker Jerome Johnson  
 Greg Hall  
 Alonzo Durham  
 Mike Gallett  
 John Bender (2)  
 Dominic Green  
 Clayton Johnson

## Nevadatude Award Scout Team

### Striker

## 2007

Golden Helmet (MVP) Luke Lippincott  
 Outstanding Offensive Player Adam Bishop  
 Outstanding Defensive Player Ezra Butler  
 Outstanding Special Teams Kevin Grimes  
 Dr. Chris Exline Academic Excellence Award Matt Hines

## Firemen Blackout Basalite Big Blocker

Colin Kaepernick (O)  
 Jerome Johnson  
 Alonzo Durham  
 Charles Manu  
 Greg Hall (2)  
 Dominic Green  
 Mike Gallett  
 Matt Hines  
 Zach Sudfled (O)  
 Zack Madonick and Brandon Walsh (D)

Striker Ezra Butler  
 Luke Lippincott  
 Adam Bishop  
 Charles Manu  
 Greg Hall  
 Dominic Green

## Nevadatude Award Scout Team

### Striker

## 2006

Golden Helmet (MVP) Jeff Rowe  
 Off. Player Jimmy Wadhams  
 Def. Player J.J. Milan  
 Special Teams Travis Branzell  
 Firemen Luke Lippincott (O)  
 Jonathon Amaya (D)  
 Travis Branzell  
 Basalite Big Blocker Dominic Green  
 Jimmy Wadhams  
 Greg Hall  
 Charles Manu

Nevadatude Award Charles Manu (O)  
 Matt Hines (D)

Scout Team Kevin Grimes (O)  
 Kenny Viser (D)

## 2005

Golden Helmet (MVP) B.J. Mitchell  
 Off. Player Jeff Rowe  
 Def. Player Roosevelt Cooks  
 Special Teams Travis Branzell  
 Striker B.J. Mitchell  
 Roosevelt Cooks  
 Joe Garcia  
 Craig Bailey  
 Tony Moll  
 Barrett Reznick  
 Robert Hubbard  
 Anthony Pudewell  
 Tony Moll  
 Roosevelt Cooks  
 Tony Moll  
 Dominic Green  
 Adam Kiefer  
 Anthony Pudewell  
 Barrett Reznick  
 Adam Kiefer

Nevadatude Award Dwayne Sanders (O)  
 Matt Swan (D)

## Nevadatude Award Scout Team

### Fireman

### Blackout

### Basalite Big Blocker

Mundrae Clifton  
 Brandon Wimberly (O)  
 Kaelin Burnett (D)  
 Vai Taua  
 Dominic Green

## 2004

Off. Player John Tennert  
 Def. Player Chris Barry  
 Special Teams Donald Gupton  
 Striker John Tennert  
 Fireman Talib Wise  
 Newcomer Talib Wise  
 Basalite Big Blocker Chance Kretschmer  
 Donald Gupton  
 Harvey Dahl  
 John Tennert  
 Chris Hines  
 Daryl Towns

Coaches' Award Daryl Towns  
 Most Improved Off. Chris Hines  
 Most Improved Def. Chris Barry  
 Scout Team Mike McCoy (O)  
 Nick Shine (D)  
 Robert Hubbard (ST)

## 2003

Golden Helmet (MVP) Jorge Cordova  
 Off. Player Chance Kretschmer  
 Def. Player Derek Kennard, Jr.  
 Special Teams Derek Jones  
 Iron Man Andy Heiser  
 Newcomer Talib Wise  
 Big Hitter Carl LaGrone, Jr.  
 Basalite Big Blocker Harvey Dahl  
 Coaches' Award Daryl Towns  
 Most Improved Off. Chris Hines  
 Most Improved Def. Chris Barry  
 Scout Team Jeremy Engstrom (D),  
 Drew Robinson (O),  
 Zach Walker (ST)

## 2002

Golden Helmet (MVP) Nate Burleson  
 Off. Player Zack Threadgill  
 Def. Player Jorge Cordova  
 Special Teams Domic Cruz  
 Iron Man Sean Folweiler  
 Newcomer J.J. Milan  
 Big Hitter Matt Milton  
 Basalite Big Blocker Harvey Dahl  
 Coaches' Award Erick Streefman  
 Most Improved Off. Alan Parker  
 Most Improved Def. Carl LaGrone, Jr.  
 Scout Team Charles Wilson (D)  
 Travis Moore (O)  
 Nick Hawthorne (ST)

## 2001

Golden Helmet (MVP) Chance Kretschmer  
 Off. Player David Neill  
 Def. Player Daryl Towns  
 Special Teams Damon Fine  
 Iron Man Kika Kaululaau  
 Newcomer Chris Hines  
 Big Hitter Chance Kretschmer  
 Basalite Big Blocker Kika Kaululaau  
 Coaches' Award Leni Suiaunoa  
 Most Improved Off. Harvey Dahl  
 Most Improved Def. Keone Kauo  
 Scout Team Tony Moll (O)  
 P.J. Hooper (D)  
 Nichiren Flowers (ST)

# TEAM AWARDS

## 2000

Golden Helmet (MVP)	David Neill
Off. Player	Nate Burleson
Def. Player	Jorge Cordova
Special Teams	Mike Phillips
Iron Man	Josh Smith
Newcomer	Kika Kaululauu
Big Hitter	Kika Kaululauu
Basalite Big Blocker	Clark Roosendaal
	Scott Asai
Coaches' Award	Clark Roosendaal
Most Improved Off.	Tim Fleming
Most Improved Def.	Ronnie Hardiman
Scout Team	Chris Barry (D) Matt Ray (O)

## 1999

Golden Helmet (MVP)	Trevor Insley
Off. Player	David Neill
Def. Player	Josh Smith
Special Teams	Norm Brady

## 1998

Golden Helmet (MVP)	Geoff Noisy
Off. Player	Trevor Insley
Def. Player	Jason Burk
Special Teams	Don Morgan
Big Hitter (Ax)	Cameron Norcross
Newcomer	Horacio Leyva
Basalite Big Blocker	Ryan Scuffy and Cameron Norcross
Coaches' Award	George Brazil and Chris Lemon
Most Improved Off.	Greg Bird
Most Improved Def.	Maxzell Williams
Scout Team	Jermaine Brown (O) Darren Taylor (D)
Fireman	David Neill

## 1997

Golden Helmet (MVP)	John Dutton
Off. Player	Chris Lemon
Def. Player	DeShone Myles
Special Teams	Jason McLean
Striker	Mike Edwards
Newcomer	Horacio Leyva
Basalite Big Blocker	Mike Edwards
Coaches' Award	Kevin Bennett
Most Improved Off.	Greg Russell
Most Improved Def.	Arona Tael
Scout Team	Ryan Dennard (O), Jeff Peterson (D)
Fireman	James Cannida

## 1996

Golden Helmet (MVP)	DeShone Myles
Off. Player	Geoff Noisy
Def. Player	Mike Crawford
Special Teams	Jason McLean
Newcomer	Horacio Leyva
Basalite Big Blocker	Jeff Hadwick
Most Inspirational	Jeff Hadwick
Striker	James Cannida
	Jeff Hadwick
	Mike Edwards
	Mike Crawford
	DeShone Myles
	James Cannida
	Darnell Hasson
Scout Team	Nick Tamasello (O) Chris Lane (D)
Fireman	Damon Shea

## 1995

Golden Helmet (MVP)	Alex Van Dyke
Off. Player	Mike Maxwell
Def. Player	DeShone Myles
Special Teams	Jason McLean
Newcomer	Horacio Leyva
Basalite Big Blocker	Deron Thorp
Most Inspirational	Bob Cooper
Striker	Lamonte Porter
	DeShone Myles
	Deron Thorp
	Jeff Hadwick
	Mike Rockwood
	Wade Platz (O)
	Matt Shoda (D)
	Steve
Scout Team	Eric Bennett
Fireman	
McHenry	

## 1994

Golden Helmet (MVP)	Mike Maxwell
Off. Player	Alex Van Dyke
Def. Player	Martin Washington
Newcomer	Horacio Leyva
Most Inspirational	Mike Breaux
Mike Rockwood	Striker
	Deron Thorp
	Frank Marvitz
	DeShone Myles
	Mark Welken
	Martin Washington
	Jeff Kondra
	Darnell Hasson
	Arthur Lloyd (O)
Scout Team	Justin Tennpenny (D)
Fireman	DeShone Myles



**NEVADA**



**POSTSEASON  
HISTORY**

**2012**

# POSTSEASON HISTORY

## SHERATON HAWAII BOWL December 24<sup>th</sup>, 2011

Aloha Stadium - Honolulu, Hawai'i  
Attendance: 32,630

Southern  
Miss

24

Nevada

17

**HONOLULU (AP)** - Austin Davis made the plays when it counted to send Southern Mississippi coach Larry Fedora out a winner.

Davis threw two touchdowns, including a 4-yarder late in the game, and No. 22 Southern Miss earned a school-record 12th victory by holding off Nevada 24-17 in the Hawaii Bowl on Saturday night.

"It wasn't his best game, but he did enough to help us win this football game," said Fedora, who is leaving after four seasons to take over at North Carolina.

Davis overcame a shaky game for the Conference USA-champion Golden Eagles (12-2), and the defense in the second half managed to shut down Nevada's potent pistol attack led by Lampford Mark.

"I thought we struggled the entire game offensively. We made a few big plays at the end, but really the defense, these guys were special and they've done that all year," Davis said. "We made a play or two on offense when we needed to."

Davis was off most of the night but made it count on the game-winning drive. On third-and-goal, he scrambled right and found Kelvin Bolden for the 4-yard score, capping a seven-play, 68-yard drive. He had just 59 yard passing at halftime and finished 18 of 41 for 165 yards.

On the winning drive, Davis was 3 of 4 for 66 yards, including a 43-yard completion to Dominique Sullivan down the right sideline and a 19-yarder to a crossing William Spight. Sullivan had five catches for 75 yards.

With Davis held in check, the Golden Eagles relied on their defense, stopping Mark on fourth-and-1 at midfield with 3:56 left. Mark had 183 yards rushing for the Wolf Pack (7-6) but was held to just 21 yards in the second half.

"Our offense in the second half - our offensive front just didn't get it done at all and I was really disappointed in that aspect of it. We got stopped on two fourth-and-1s," Wolf Pack coach Chris Ault said.

Nevada was without its top receiver, Rishard Matthews, who has 91 receptions for 1,364 yards and eight TDs.

The game featured a Hawaii Bowl-record 17 punt, and the 41 combined points was the fewest in bowl history.

Cody Fajardo was 8 of 19 for 60 yards for Nevada. He also was held to just 14 yards rushing on nine carries before being replaced by Tyler Lantrip.

The Golden Eagles got another big win after capturing their fifth C-USA title by upsetting previously unbeaten Houston 49-28 in the conference championship game. This was the first 10-win season for Southern Miss since 1988.

"I couldn't be more proud of this football team and what this team has accomplished. To be conference champs and Hawaii Bowl champs is tremendous,"

Nevada tied the game 17-all late in the third quarter on a 37-yard field goal by Allen Hardison, taking advantage of a miscue by Southern Miss. Tracey Lampley Fedora said. waned for a fair catch on a punt and was run into by teammate Alex Smith. The ball bounced off Lampley's left leg and Nevada's Brandon Marshall recovered on the Southern Miss 14, leading to the field goal.

Just as Nevada seemed to take control of the game, Southern Miss scored 10 points in the final 1 1/2 minutes of the first half to take a 17-14 lead into the break.

"That was big. I felt like we played so bad, but we were winning at halftime and that's a credit to how well our defense was playing and our special teams," Davis said. "Our special teams has made an unbelievable difference in our season this year. It seems like every time we needed it, they managed to come up with a game-changing play."

Mark's 45-yard run gave the Wolf Pack a 14-7 lead with about 5 minutes left in the half, and Nevada took the ball right back on the ensuing kickoff.

Lorenzo Devers returned the kickoff 61 yards and appeared to be heading for a touchdown. After shedding the kicker, Devers was stripped from behind by Khalid Wooten and Thaddeus Brown returned it 16 yards to the Nevada 36.

But the team from Reno gambled and ended up turning it over on downs on its own 45 when Mark was stopped short on fourth-and-1. That led to a 48-yard field goal by Hrapmann with 1:21 left in the half.

"We worked so hard, all the weeks and weeks of preparation. It doesn't feel right not winning," Mark said.

On the kickoff, Wooten fumbled and Southern Mississippi's Emmanuel Johnson recovered at the Nevada 24. Seven plays later, Davis threw a 2-yard pass to Lampley in the back of the end zone for the go-ahead score. A brief scuffle broke out between some of the players after the catch, but no one was ejected.

With both teams struggling to get going, special teams got the Golden Eagles on the scoreboard from a blocked punt by Tim Green early in the second quarter.

Green burst through the middle and leaped in the air, getting his hand on the ball as he flipped over a blocker. Tray Becton-Martin then dropped on the ball in the end zone, giving the Golden Eagles a 7-0 lead. Becton-Martin is the 25th different player to score for the Golden Eagles this year, which leads the nation.

Nevada answered with a 5-yard touchdown run by Mark, who had a 25-yard scamper to begin the 81-yard drive. Mark had 41 yards rushing on the drive, giving him 112 yards and his sixth-straight game with 100 or more.

Both teams blew good scoring opportunities in the first quarter.

Mark burst up the middle for 43 yards and was chased down from behind by Presley, getting Nevada inside the red zone. But Fajardo's pass on third down was tipped and intercepted in the end zone by Jacorius Cotton.

	1 <sup>ST</sup>	2 <sup>ND</sup>	3 <sup>RD</sup>	4 <sup>TH</sup>	SCORE
Nevada	0	14	3	0	17
Southern Miss	0	17	0	7	24

### SCORING SUMMARY

2 <sup>ND</sup>	14:06	USM	BECTON-MARTIN, T 0 YD BLOCKED PUNT RETURN	HRAPMANN, DANNY KICK			NEV 0 - USM 7
	07:45	NEV	MARK, LAMPFORD 5 YD RUN	HARDISON, ALLEN KICK	13-81	6:16	NEV 7 - USM 7
	04:54	NEV	MARK, LAMPFORD 45 YD RUN	HARDISON, ALLEN KICK	4-68	1:29	NEV 14 - USM 7
	01:21	USM	HRAPMANN, DANNY 48 YD FIELD GOAL		5-13	1:33	NEV 14 - USM 10
	00:12	USM	LAMPLEY, TRACY 2 YD PASS FROM DAVIS, AUSTIN	HRAPMANN, DANNY KICK	7-24	1:04	NEV 14 - USM 17
3 <sup>RD</sup>	02:44	NEV	HARDISON, ALLEN 37 YD FIELD GOAL		4--6	1:57	NEV 17 - USM 17
4 <sup>TH</sup>	05:48	USM	BOLDEN, KELVIN 4 YD PASS FROM DAVIS, AUSTIN	HRAPMANN, DANNY KICK	7-68	1:36	NEV 17 - USM 24

### TEAM STATISTICS

	BC	NEV
FIRST DOWNS	15	19
RUSHES-YARDS (NET)	45-196	40-171
PASSING YDS (NET)	117	165
Passes Att-Comp-Int	28-13-1	42-18-0
TOTAL OFFENSE PLAYS-YARDS	73-313	82-336
Fumble Returns-Yards	1-6	0-0
Punt Returns-Yards	1-3	3-13
Kickoff Returns-Yards	5-81	4-116
Interception Returns-Yards	0-0	1-6
Punts (Number-Avg)	10-35.1	8-43.8
Fumbles-Lost	1-1	2-2
Penalties-Yards	5-33	8-35
Possession Time	31:50	28:10
Third-Down Conversions	2 of 17	5 of 20
Fourth-Down Conversions	1 of 3	2 of 3
Red-Zone Scores-Chances	2-3	2-3
Sacks By: Number-Yards	2-20	3-15

### INDIVIDUAL STATISTICS

**RUSHING:** Nevada-Mark, Lampford 29-183; Fajardo, Cody 9-14; Jefferson, S. 1-6; Lantrip, Tyler 4-minus 1; TEAM 1-minus 2; Session, Tray 1-minus 4. Southern Miss-JOHNSON, D. 16-77; WOODYARD, Jamal 3-49; HRAPMANN, Danny 1-29; DAVIS, Austin 9-20; LAMPLEY, Tracy 7-13; TEAM 3-minus 6; BOLDEN, Kelvin 1-minus 11.

**PASSING:** Nevada-Fajardo, Cody 8-19-1-60; Lantrip, Tyler 5-9-0-57. Southern Miss-DAVIS, Austin 18-41-0-165; PIERCE, Quentin 0-1-0-0.

**RECEIVING:** Nevada-Bradley, Aaron 7-64; Session, Tray 2-39; Hale, Nick 2-16; Jefferson, S. 1-0; Mark, Lampford 1-minus 2. Southern Miss-SULLIVAN, D. 5-75; LAMPLEY, Tracy 4-25; BOLDEN, Kelvin 3-24; JOHNSON, D. 2-5; SPIGHT, William 1-19; TRIPLETT, M. 1-11; BRIGGS, Chris 1-5; LLANOS, F. 1-1.

**INTERCEPTIONS:** Nevada-None. Southern Miss-COTTON, J. 1-6.

**FUMBLES:** Nevada-Wooten, Khalid 1-1. Southern Miss-HESTER, Jeremy 1-1; LAMPLEY, Tracy 1-1.

# POSTSEASON HISTORY

## KRAFT FIGHT HUNGER BOWL January 9<sup>th</sup>, 2011

AT&T Park - San Francisco, Calif.  
Attendance: 41,063

Nevada **20**

Boston College **13**

**SAN FRANCISCO (AP)** - Rishard Matthews caught a touchdown pass and returned a punt for another score, and No. 13 Nevada used a strong defensive effort to cap its most successful season ever at college football's highest level by beating Boston College 20-13 in the Fight Hunger Bowl on Sunday night.

Colin Kaepernick threw for 192 yards and a touchdown for the Wolf Pack (13-1), who snapped a four-game bowl losing streak by tying a school record for wins in a season set when it played in what used to be Division I-AA.

This game matched BC's top-ranked rushing defense against Nevada's high-powered pistol attack that was third in the nation in rushing. The Eagles (7-6) did a good job controlling the Wolf Pack on the ground, holding them to a season-low 114 yards - more than 190 below their season average.

Kaepernick was held to 22 yards on nine carries, but managed to top 3,000 yards passing for the season. That allowed him to join Brad Smith and Vince Young as the only FBS quarterbacks to rush for at least 1,000 yards and throw for 3,000 in the same season.

With an efficient passing day by Kaepernick, the big plays from Matthews and a stout defense, the Wolf Pack were able to snap Boston College's five-game winning streak. The Eagles were held to 185 yards.

Freshman Chase Rettig completed 14 of 34 passes for 121 yards and two interceptions. Boston College played without leading rusher Montel Harris, who was listed as the starter but did not play after undergoing arthroscopic knee surgery in late November.

The teams traded field goals in the third quarter, giving Nevada a 20-10 lead heading into the fourth. Boston College was unable to capitalize on an interception that Luke Kuechly returned to the Wolf Pack 6. But two runs netted just a yard and Rettig threw an incomplection on third down, forcing the kick.

After Nevada's field goal late in the third, Rettig's was intercepted by Marlon Johnson on a deflected ball that gave Nevada the ball at the BC 41. Vai Taua fumbled the ball right back but once again the Eagles were unable to take advantage.

Helped by a pair of pass interference penalties, BC got a 32-yard field goal from Nate Freese with 3:52 to play to make it 20-13. The Eagles got the ball back at their 10 with 3:06 to go and got a 32-yard pass from Rettig to Chris Pantale on their first play.

Two plays later Khalid Wooten intercepted a pass to seal the win and send the thousands of Nevada fans who drove a few hours from Reno home happy. The Wolf Pack sold about 15,500 tickets, surpassing California and Navy for the most sold in the nine-year history of this game. The attendance of 41,063 was the second largest for the bowl. It included one streaker, who ran on the field in the fourth quarter, causing a brief delay.

After an early fumble by Kaepernick led to a 30-yard touchdown run by Andre Williams, Matthews provided the Nevada fans plenty to cheer about in the first half.

First, Matthews got behind the defense as Kaepernick scrambled to his left. Kaepernick then flicked a pass toward the end zone for an easy 27-yard score that tied the game for Nevada.

The Wolf Pack then held the Eagles to a three-and-out on the next possession and Matthews returned the punt 72 yards to make it 14-7. That was Nevada's first punt return for a score since Oct. 13, 2001. Nevada added a late 32-yard field goal by Anthony Martinez to take a 10-point lead at the half.

The game was sponsored by Kraft, which is using the bowl to promote its efforts to fight hunger in the United States. Instead of a coin for the opening toss, officials tossed an Oreo cookie that was chocolate on one side and vanilla on the other.

	1 <sup>ST</sup>	2 <sup>ND</sup>	3 <sup>RD</sup>	4 <sup>TH</sup>	SCORE
Nevada	14	3	3	0	20
Boston College	7	0	3	3	13

### SCORING SUMMARY

1 <sup>ST</sup>	08:30	BC	WILLIAMS, A 30 YD RUN	FREESE, N KICK	1-30	0:08	BC 0-NEV 7
	03:40	NEV	MATTHEWS, R. 27 YD PASS FROM KAEPERNICK, C.	MARTINEZ, A. KICK	10-77	4:41	BC 7-NEV 7
	02:27	NEV	MATTHEWS, R. 72 YD PUNT RETURN	MARTINEZ, A. KICK			BC 14-NEV 7
2 <sup>ND</sup>	05:48	NEV	MARTINEZ, A. 32 YD FIELD GOAL		10-65	5:27	BC 17-NEV 7
3 <sup>RD</sup>	11:08	BC	FREESE, N 22 YD FIELD GOAL		4-1	1:26	BC 17-NEV 10
	01:17	NEV	MARTINEZ, A. 27 YD FIELD GOAL		9-46	2:33	BC 20-NEV 10
4 <sup>TH</sup>	03:52	BC	FREESE, N 32 YD FIELD GOAL		9-52	1:39	BC 20-NEV 13

### TEAM STATISTICS

	BC	NEV
Score	20	13
FIRST DOWNS	16	12
RUSHES-YARDS (NET)	40-114	25-64
PASSING YDS (NET)	192	121
Passes Att-Comp-Int	33-20-1	34-14-2
TOTAL OFFENSE PLAYS-YARDS	73-306	59-185
Fumble Returns-Yards	0-0	1-0
Punt Returns-Yards	4-72	3-12
Kickoff Returns-Yards	3-56	5-121
Interception Returns-Yards	2-11	1-31
Punts (Number-Avg)	7-43.4	9-39.8
Fumbles-Lost	2-2	1-0
Penalties-Yards	6-75	6-51
Possession Time	34:46	25:14
Third-Down Conversions	6 of 18	4 of 15
Fourth-Down Conversions	0 of 0	0 of 0
Red-Zone Scores-Chances	2-2	2-2

### INDIVIDUAL STATISTICS

**RUSHING:** Nevada-Taua, Vai 22-76; Kaepernick, C. 9-22; Wimberly, B. 2-12; Shepherd, M. 1-8; Matthews, R. 1-3; Ball, Mike 1-0; TEAM 4-minus 7. Boston College-Williams, A 19-70; Amidon, A 1-5; Rettig, C 5-minus 11.

**PASSING:** Nevada-Kaepernick, C. 20-33-1-192. Boston College-Rettig, C 14-34-2-121.

**RECEIVING:** Nevada-Matthews, R. 7-86; Green, Virgil 4-62; Shepherd, M. 3-24; Taua, Vai 3-10; Wimberly, B. 2-9; Ball, Mike 1-1. Boston College-Pantale, C 4-47; Lee, C 3-41; Swigert, B 3-10; Amidon, A 2-18; Williams, A 2-5.

**INTERCEPTIONS:** Nevada-Wooten, Khalid 1-6; Johnson, Marlon 1-5. Boston College-Kuechly, L 1-31.

**FUMBLES:** Nevada-Kaepernick, C. 1-1; Taua, Vai 1-1. Boston College-Rettig, C 1-0.



# POSTSEASON HISTORY

## SHERATON HAWAI'I BOWL December 24<sup>th</sup>, 2009

Aloha Stadium - Honolulu, Hawai'i  
Attendance: 32,650

	1 <sup>ST</sup>	2 <sup>ND</sup>	3 <sup>RD</sup>	4 <sup>TH</sup>	SCORE	SMU	45
Nevada	0	0	3	7	10	Nevada	10
SMU	17	14	7	7	45		

**HONOLULU, HAWAII (AP)** - Freshman Kyle Padron threw for an SMU-record 460 yards, leading the Mustangs to a 45-10 victory over Nevada in the Hawaii Bowl on Thursday night - SMU's first postseason appearance in 25 years.

The 18-year-old Padron, who was 32 of 41 and completed two touchdown passes, was confident and composed on the biggest stage of his career.

He earned the starting job after Bo Levi Mitchell was injured in the seventh game of the season and was largely unknown coming out of Southlake Carroll in Texas, which produced quarterbacks Chase Daniel and Greg McElroy.

Despite the tiny crowd at the game, people are paying attention to Padron - and SMU.

The Mustangs (8-5), who were 1-11 the previous two years, have their most victories since their last postseason game - also in Hawaii. SMU beat Notre Dame 27-20 in the 1984 Aloha Bowl to finish 10-2.

Shawnbrey McNeal added 63 yards rushing and three touchdowns, including two in the first quarter. He also had seven catches for 53 yards.

The loss was the fourth straight in the postseason for the Wolf Pack (8-5), whose No. 1 rushing offense in the nation was grounded. While SMU racked up 534 yards of offense, Nevada had held to just 314, including 137 yards rushing. The Wolf Pack averaged 362.3 yards rushing during the regular season and is the first team in NCAA history to have three 1,000-yard rushers. But Nevada was without two of them in running backs Vai Tauga and Luke Lippincott.

Tauga was ruled academically ineligible and Lippincott was sidelined with a toe injury.

### SCORING SUMMARY

	NEV	SMU
SMU - McNeal 9 yd run/Szymanski kick (1st, 13:29)	0	7
SMU - McNeal 1 yd run/Szymanski kick (1st, 8:22)	0	14
SMU - Szymanski 22 yd FG (1st, 2:49)	0	17
SMU - Sanders 17 yd pass from Padron/Szymanski kick (2nd, 5:37)	0	24
SMU - Beasley 2 yd pass from Padron/Szymanski kick (2nd, 1:17)	0	31
SMU - Line 3 yd run/Szymanski kick (3rd, 7:45)	0	38
NEV - Drake 21 yd FG (3rd, 3:08)	3	38
SMU - McNeal 17 yd run/Szymanski kick (4th, 3:27)	3	45
NEV - Wimberly 10 yd pass from Kaepernick/Drake kick (4th, 1:04)	10	45

### TEAM STATISTICS

	BC	NEV
First Downs	17	23
Rushes-Yards (Net)	34-137	24-74
Passing Yards (Net)	177	460
Att-Comp-Int	29-15-1	41-32-0
Return Yards	152	57
Punts (Number-Avg)	6-44.5	3-45.0
Fumbles-Lost	1-0	1-0
Penalties-Yards	7-61	6-45
Possession Time	27:11	32:49

### INDIVIDUAL LEADERS

**RUSHING:** NEV - Mark 15-90; Kaepernick 13-23; Ball 4-19; Randall 2-5.

SMU - McNeal 12-63; Line 4-9; Padron 6-7.

**PASSING:** NEV - Kaepernick 29-15-177-1-1. SMU - Padron 41-32-460-2-0.

**RECEIVING:** NEV - Wimberly 7-80-1; Wellington 2-32; Session 2-30; Sanders 1-23; Green 1-10; Puloka Jr. 1-5; Mark 1- (-3). SMU - Robinson 9-176; Sanders 7-124-1; McNeal 7-53; Beasley 3-88-1 Wilkerson 2-18; Loftin 1-4; Haynes 1-0; Line 1-0; Johnson 1-(-3).

## ROADY'S HUMANITARIAN BOWL December 30<sup>th</sup>, 2008

Bronco Stadium - Boise, Idaho  
Attendance: 30,223

	1 <sup>ST</sup>	2 <sup>ND</sup>	3 <sup>RD</sup>	4 <sup>TH</sup>	SCORE	Maryland	42
Maryland	13	15	0	14	42	Nevada	35
Nevada	14	0	7	14	35		

**BOISE, Idaho (AP)** - Da'Rel Scott got out of the doghouse in time to run over Nevada.

Benched for 2 1/2 quarters for breaking curfew, Scott ran for 174 yards and two fourth-quarter touchdowns in 14 carries and Maryland held off the Wolf Pack 42-35 in the Humanitarian Bowl on Tuesday.

Scott's 49-yard touchdown sprint early in the fourth quarter broke a 28-all tie and his 2-yard TD gallop put the Terps up 14 points.

Colin Kaepernick kept Nevada (7-6) close, finishing 24-for-47 for a bowl-record 370 yards and three touchdowns.

Kaepernick and Nevada capitalized on a pair of mistakes by Maryland quarterback Chris Turner to pull even. Nevada's Jonathon Amaya intercepted Turner near midfield midway through the third quarter and returned it to the Maryland 22. Three plays later, Kaepernick hit Vai Tauga behind the Maryland secondary for a 17-yard TD score to get the Wolf Pack to 28-21.

Turner was hit as he attempted to throw a screen at the Nevada 20. The throw went backward and Nate Agaiava recovered for the Wolf Pack. Kaepernick needed only five plays and less than two minutes to draw even, hitting Marko Mitchell on a 21-yard TD.

The tie lasted only a couple of minutes. Turner hit Torrey Scott for 26 yards on third down, and two plays later Scott ran for his seventh touchdown of the season.

Kaepernick added a 15-yard touchdown run with 2:19 left, but Maryland recovered the ensuing onside kick and ran out the clock.

### SCORING SUMMARY

	MD	NEV
MD - Cannon 59 yd pass from Turner/Egekeze kick failed (1st, 13:59)	6	0
NEV - Wellington 1 yd pass from Kaepernick/Jaekle kick (1st, 8:06)	6	7
MD - Smith 99 yd kickoff return/Egekeze kick (1st, 7:53)	13	7
NEV - Tauga 17 yd run/Jaekle kick (1st, :46)	13	14
MD - Green 53 yd run/Egekeze kick (2nd, 14:50)	20	14
MD - Tyler 14 yd pass from Turner/Meggett pass from Turner (2nd, :06)	28	14
NEV - Tauga 17 yd pass from Kaepernick/Jaekle kick (3rd, 5:58)	28	21
NEV - Mitchell 21 yd pass from Kaepernick/Jaekle kick (4th, 14:13)	28	28
MD - Scott 49 yd run/Egekeze kick (4th, 12:21)	35	28
MD - Scott 2 yd run/Egekeze kick (4th, 7:44)	42	28
NEV - Kaepernick 15 yd run/Jaekle kick (4th, 2:19)	42	35

### TEAM STATISTICS

	MD	NEV
First Downs	19	26
Rushes-Yards (Net)	39-258	33-114
Passing Yards (Net)	198	370
Att-Comp-Int	27-13-1	49-24-2
Return Yards	386	270
Punts (Number-Avg)	8-39.0	8-30.8
Fumbles-Lost	3-2	2-1
Penalties-Yards	6-50	4-35
Possession Time	28:47	31:13

### INDIVIDUAL LEADERS

**RUSHING:** MD - Scott 14-174-2; Green 10-72-1; Meggett 10-35-0; Heyward-Bey 1-6-0; Turner 2-1-0. NEV - Tauga 23-101-1; Kaepernick 9-15-1.

**PASSING:** MD - Turner 13-27-1-198-2. NEV - Kaepernick 24-47-2-370-3.

**RECEIVING:** MD - Tyler 5-55-1; Heyward-Bey 4-48-0; Smith 2-33-0; Cannon 1-59-1; Lee-Odai 1-3-0. NEV - McCoy 13-172-0; Mitchell 5-130-1; Wellington 3-14-1; King 2-37-0; 1-17-1

# POSTSEASON HISTORY

## NEW MEXICO BOWL December 22<sup>nd</sup>, 2007

University Stadium - Albuquerque, N.M.  
Attendance: 30,223

	1 <sup>ST</sup>	2 <sup>ND</sup>	3 <sup>RD</sup>	4 <sup>TH</sup>	SCORE	New Mexico	23
New Mexico	14	6	0	3	23		
Nevada	0	0	0	0	0	Nevada	0

**ALBUQUERQUE, N.M.** – Paul Baker ran for 167 yards in his first start, and Donovan Porterie threw for career-high 354 yards and two touchdowns to help New Mexico beat Nevada 23-0 in the New Mexico Bowl.

The Lobos (9-4) ended a 46-year skid without a postseason victory and gave 10th-year coach Rocky Long his first bowl win in five tries. New Mexico's defense also delivered just the second shutout loss for Nevada's Hall of Fame coach, Chris Ault.

The Wolf Pack (6-7) hadn't gone scoreless since losing 10-0 to Weber State on Sept. 27, 1980, a span of 329 games - the longest current streak in college football and the second longest in history.

It was New Mexico's first bowl victory since beating Western Michigan 28-12 in the 1961 Aviation Bowl at Dayton, Ohio. The Lobos also notched a nine-win season for just the fourth time in school history. Much of the credit goes to New Mexico's defenders, who pestered redshirt freshman quarterback Colin Kaepernick all afternoon.

The Wolf Pack averaged 36.2 points and 488.9 yards during the season. Nevada logged 23 scoring plays that covered at least 25 yards - second only to Oklahoma's 25 big-play TDs.

Nevada had 210 total yards, with only 73 yards rushing. On a chilly day, with the temperature at kickoff 34 degrees, Kaepernick finished 13-of-31 for 137 yards. He had 10 carries for 40 yards rushing.

### SCORING SUMMARY

	UNM	NEV
UNM - Smith 66 Yd pass from Porterie/Sullivan kick (1st, 13:38)	7	0
UNM - Brown 39yd pass from Porterie/Sullivan kick (1st, 2:22)	14	0
UNM - Sullivan 53yd field goal (2nd, 6:07)	17	0
UNM - Sullivan 45yd field goal (2nd, 2:48)	20	0
UNM - Sullivan 37yd field goal (4th, 4:18)	23	0

### TEAM STATISTICS

	UNM	NEV
First Downs	26	12
Rushes-Yards (Net)	40-194	30-73
Passing Yards (Net)	354	137
Att-Comp-Int	37-20-1	31-13-0
Return Yards	80	101
Punts (Number-Avg)	2-40.5	11-42.1
Fumbles-Lost	3-1	1-1
Penalties-Yards	4-35	8-59
Possession Time	31:36	28:24

### INDIVIDUAL LEADERS

**RUSHING:** UNM - Baker 22-167-0; Fussell 5-13-0; Clampton 2-9-0; Porterie 6-7-0; Bruno 1-2-0; Quillen 2-2-0; Smith 1-0-0; Brown 1-0-0.

**PASSING:** UNM - Porterie 36-20-1-354-2; Fussell 1-0-0-0-0. NEV - Kaepernick 31-13-0-137-0.

**RECEIVING:** UNM - Brown 7-120-1; Bruno 5-86-0; Smith 5-86-1; Baker 2-42-0; Mark 1-20-0. NEV - Mitchell 6-96-0; McCoy 2-19-0; Puloka 1-13-0; Sammons 1-9-0; Fragger 3-0.

## MPC COMPUTERS BOWL December 31<sup>st</sup>, 2006

Bronco Stadium - Boise, Idaho  
Attendance: 28,654

	1 <sup>ST</sup>	2 <sup>ND</sup>	3 <sup>RD</sup>	4 <sup>TH</sup>	SCORE	Miami	21
Miami	7	7	7	0	21		
Nevada	2	9	3	6	20	Nevada	20

**BOISE, Idaho** – Kirby Freeman threw for 272 yards and two long touchdowns, ran for another score and the Hurricanes' defense came through in the final moments to help Miami beat Nevada 21-20 in the MPC Computers Bowl, Larry Coker's final game at Miami.

Nevada had a first down at the Miami 36 in the final minute, but a diving interception by the Hurricanes' Chavez Grant with 18 seconds left sealed the win and got Coker the perfect sendoff that his players wanted.

Jeff Rowe threw a 27-yard touchdown pass to Marko Mitchell, and Brett Jaekle kicked four field goals for Nevada, including 44- and 40-yarders in the fourth quarter to get Nevada within a point. But the Wolf Pack got no closer, thanks largely to Grant's heroics at the end. Rowe was 20-of-31 for 192 yards for Nevada, which was making its first back-to-back bowl appearances since 1995-96, and Robert Hubbard had 60 yards on 20 carries.

Down by seven entering the final quarter against the fifth-ranked defense in the country, Nevada nearly pulled off a comeback -- and may have been denied a great scoring opportunity by a call that didn't go its way.

Facing a third-and-10 from the Miami 28, Rowe dropped back to throw to Anthony Pudewell inside the Miami 10. Pudewell was hit by Kenny Phillips as he tried to catch the ball, which bounced in the air. Replays appeared to show that Pudewell trapped the ball between his knees before it hit the turf, but officials ruled it incomplete and the Wolf Pack settled for a field goal.

### SCORING SUMMARY

	UM	NEV
UM - Freeman 1yd run/Peattie kick (1st, 4:20)	7	0
NEV - Team safety (1st, 0:05)	7	2
NEV - Mitchell 27yd pass from Rowe/rush failed (2nd, 3:38)	7	8
UM - Moore 52yd pass from Freeman/Peattie kick (2nd, 1:46)	14	8
NEV - Jaekle 33yd field goal (2nd, 0:05)	14	11
NEV - Jaekle 31yd field goal (3rd, 6:22)	14	14
UM - Shields 78yd pass from Freeman/Peattie kick (3rd, 5:59)	21	14
NEV - Jaekle 44yd field goal (4th, 14:05)	21	17
NEV - Jaekle 40yd field goal (4th, 9:25)	21	20

### TEAM STATISTICS

	UM	NEV
First Downs	13	23
Rushes-Yards (Net)	31-28	38-90
Passing Yards (Net)	272	207
Att-Comp-Int	19-11-1	32-21-1
Return Yards	60	100
Punts (Number-Avg)	6-39.5	6-37.3
Fumbles-Lost	0-0	1-0
Penalties-Yards	6-76	1-10
Possession Time	25:58	34:02

### INDIVIDUAL LEADERS

**RUSHING:** UM - James 17-35-0 NEV - Hubbard 20-60-0

**PASSING:** UM - Freeman 19-11-1-272-2 NEV - Rowe 31-20-1-192-1

**RECEIVING:** UM - Shields 4-101-1 NEV - Hubbard 7-50-0

# POSTSEASON HISTORY

## SHERATON HAWAI'I BOWL December 24<sup>th</sup>, 2005

Aloha Stadium - Honolulu, Hawai'i  
Attendance: 26,254

	1 <sup>ST</sup>	2 <sup>ND</sup>	3 <sup>RD</sup>	4 <sup>TH</sup>	OT	SCORE		
Nevada	7	21	0	14	7	49	UCF	48
UCF	17	3	12	10	6	48	Nevada	49

Nevada made its first bowl appearance in 10 years a memorable one, spoiling Central Florida's bowl debut with a thrilling 49-48 overtime victory in the Sheraton Hawaii Bowl.

Nevada junior quarterback Jeff Rowe scored on a 4-yard naked bootleg in overtime to lead Nevada to the win.

Senior B.J. Mitchell ran for 178 yards and two touchdowns, and junior Robert Hubbard had 126 yards rushing and three touchdowns for the Wolf Pack, which turned in its best season since 1996.

UCF kicker Matt Prater booted a 46-yard field goal with 1:32 left to draw UCF to 42-35, and the Golden Knights recovered the onside kick with no timeouts left to set up Brandon Marshall's dramatic 16-yard TD catch that sent the game into overtime.

Trailing 32-28, the Wolf Pack took the lead on Hubbard's 5-yard touchdown run early in the fourth quarter. Nevada scored again on Rowe's 7-yard scoring pass to Travis Branzell for a 42-32 lead with 3:18 remaining.

Kevin Smith scored on a 19 yard run to tie the game at 48 but Prater, who had three field goals during the game, missed the game-tying extra point wide right, giving the Wolf Pack the win.

### SCORING SUMMARY

	NEV	UCF
NEV - Wilkins 16 pass from Dutton (kick blocked) 11:39 1st	6	0
UCF-Marshall 51 yd pass from Moffett/Prater kick (1st, 13:20)	0	7
UCF-Smith 78 yd run/Prater kick (1st, 9:24)	0	14
NEV-Hubbard 4 yd run/Jaekle kick (1st, 8:33)	7	14
UCF-Prater 47 yd field goal (1st, 4:08)	7	17
NEV-Mitchell 1 yd run/Jaekle kick (2nd, 11:32)	14	17
NEV-Mitchell 1 yd run/Jaekle kick (2nd, 7:37)	21	17
NEV-Hubbard 24 yd run/Jaekle kick (2nd, 5:01)	28	17
UCF-Prater 38 yd field goal (2nd, 0:56)	28	20
UCF-Marshall 29 yd pass from Moffett/Moffett pass failed (3rd, 8:19)	28	26
UCF-Smith 3 yd run/Moffett pass failed (3rd, 1:51)	28	32
NEV-Hubbard 5 yd run/Jaekle kick (4th, 13:02)	35	32
NEV-Branzell 7 yd pass from Rowe/Jaekle kick (4th, 3:18)	42	32
UCF-Prater 46 yd field goal (4th, 1:32)	42	35
UCF-Marshall 16 yd pass from Moffett/Prater kick (4th, 0:55)	42	42
NEV-Rowe 4 yd run/Jaekle kick (OT)	49	42
UCF-Smith 19 yd run/Prater kick failed (OT)	49	48

### TEAM STATISTICS

	NEV	UCF
First Downs	30	30
Rushes/Yards	51/369	44/254
Passing Yards	254	301
Total Yards	623	555
Passing (Comp/Att/Int)	22/32/1	19/36/1
Punts/Average	3/44.0	3/38.3
Fumbles/Lost	1/1	1/0
Penalties/Yards	10/92	6/30

### INDIVIDUAL LEADERS

**RUSHING:** Smith (UCF) 29-202 3 TDs; Mitchell (NEV) 23-178 2TDs, Hubbard (NEV) 15-126 3 TDs.

**PASSING:** Moffett (UCF) 19-36-1, 301 yards 3 TDs; Rowe (NEV) 22-32-1, 254 yards 1 TD.

**RECEIVING:** Marshall (UCF) - 11-210 3 TDs; Spencer (NEV) 11-114, Flowers 6-96.

## LAS VEGAS BOWL December 19<sup>th</sup>, 1996

Sam Boyd Silver Bowl - Las Vegas, Nev.  
Attendance: 10,118

	1 <sup>ST</sup>	2 <sup>ND</sup>	3 <sup>RD</sup>	4 <sup>TH</sup>	SCORE		
Ball State	0	7	0	8	15	Ball State	15
Nevada	9	3	0	6	18	Nevada	18

In what had been billed as another wide-open scoring affair, the defenses rose to the occasion on a cold night in Las Vegas and the Wolf Pack outlasted the Cardinals 18-15 to claim the win.

John Dutton completed 11 of his first 13 passes as Nevada forged out to a 9-0 lead after the first quarter as the Wolf Pack defense made a statement, allowing just 26 yards by Ball State in the opening period.

But early in the second quarter, LeAndre Moore broke free around right end and scampered 62 yards for the touchdown, pulling the Mid America Conference champion Cardinals to within two points.

In the third quarter, Dutton struggled as his hands became near frozen, and he finally gave way to Eric Bennett, whose "hot" hand rallied the Wolf Pack.

Bennett drove the Pack into scoring territory early in the fourth quarter and then hit Diamond Wilkins for the touchdown, Wilkins' second of the game. The drive covered 71 yards and Bennett completed four out of five passes.

Nevada, behind spirited defensive play most notably by linebackers Mike Crawford and DeShone Myles, held Ball State at bay until late in the game when quarterback Brent Baldwin found Adrian Reese for a 27-yard touchdown pass with just 2:26 remaining in the game.

Things got a little tighter when Ball State successfully covered an onside kick. But Crawford, who would be named game Most Valuable Player with 14 tackles, intercepted a pass up the middle and Nevada had its first bowl victory in 50 years.

### SCORING SUMMARY

	NEV	BSU
NEV - Wilkins 16 pass from Dutton (kick blocked) 11:39 1st	6	0
NEV - Shea 22-yard field goal 1:04 1st	9	0
BSU - Moore 62 run (Locklear kick) 12:52 2nd	9	7
NEV - Shea 33-yard field goal :44 2nd	12	7
NEV - Wilkins 11 pass from Bennett (pass failed) 12:52 4th	18	7
BSU - Reese 27 pass from Baldwin (Abernathy/Baldwin) 2:26 4th	18	5

### TEAM STATISTICS

	NEV	BSU
First Downs	24	12
Rushes/Yards	31/84	36/112
Passing Yards	376	106
Total Yards	460	218
Passing (Comp/Att/Int)	26/48/2	11/31/1
Punts/Average	6/39.0	12/41.1
Fumbles/Lost	1/0	1/0
Penalties/Yards	6/51	7/49

### INDIVIDUAL LEADERS

**RUSHING:** Lemon (Nev) 24-96; Moore (BSU) 8-74, Blair (BSU) 14-44.

**PASSING:** Dutton (Nev) 18-33-2, 224 yards 1 TD, Bennett 8-15-0 152 yards 1 TD; Baldwin (BSU) 11-31-1, 106 yards 1 TD.

**RECEIVING:** Wilkins (Nev) 10-106 2 TD's.

# POSTSEASON HISTORY

## LAS VEGAS BOWL December 14<sup>th</sup>, 1995

Sam Boyd Silver Bowl - Las Vegas, Nev.  
Attendance: 11,127

	1 <sup>ST</sup>	2 <sup>ND</sup>	3 <sup>RD</sup>	4 <sup>TH</sup>	OT	SCORE	Toledo	40
Toledo	7	14	6	7	6	40	Nevada	37
Nevada	7	7	10	10	3	37		

LAS VEGAS, Nev. - Wasean Tait ran wild against the Wolf Pack, gaining 185 yards and scoring four touchdowns on the ground and adding six pass receptions for 53 more yards as Toledo defeated Nevada 40-37 in the first, and so far only, Division IA overtime game in NCAA history.

The contest, aired nationally to an ESPN audience, proved to be one of the most entertaining of the bowl lineup.

Tait scored the game-winner from two yards out after Nevada was held to a field goal in their half of the first overtime period.

Nevada had rallied back from deficits of 14 points in the first half and 10 points in the second half to tie the game at 34 when Damon Shea kicked a 26-yard field goal with 9:28 remaining.

Neither team could score in the remainder of regulation, setting up overtime, allowed by the NCAA in bowl games for the first time ever.

Tait and the Rockets gained 307 yards rushing and 561 total in the contest. Nevada gained 413, 330 of which came through the air.

Alex Van Dyke closed out his brilliant career at Nevada with another standout performance, catching 14 passes for 176 yards for the day. Mike

Maxwell was 27-of-49 passing with no interceptions, but no touchdowns either.

In an interesting "human interest" side story, Nevada's DeShone Myles played in the game (and led the team in tackles) despite undergoing an emergency appendectomy just 22 days before the game.

### SCORING SUMMARY

	NEV	TOL
TOL - Huzjak 31 run (Spring kick) 12:46 1st	0	7
NEV - Minor 2 run (Shea kick) 1:44 1st	7	7
TOL - Tait 18 run (Spring kick) 11:57 2nd	7	4
TOL - Tait 31 run (Spring kick) 7:59 2nd	7	21
NEV - Minor 1 run (Shea kick) :59 2nd	14	21
NEV - Shea 34-yard field goal 9:29 3rd	17	21
TOL - Harris 16 run (kick failed) 3:48 3rd	17	27
NEV - Bennett 4 run (Shea kick) :56 3rd	24	27
TOL - Tait 26 run (Spring kick) 14:17 4th	24	34
NEV - Minor 1 run (Shea kick) 11:51 4th	31	34
NEV - Shea 26-yard field goal 9:28 4th	34	34
NEV - Shea 22-yard field goal OT	37	34
TOL - Tait 2 run OT	37	40

### TEAM STATISTICS

	NEV	TOL
First Downs	23	33
Rushes/Yards	29/83	54/307
Passing Yards	330	254
Total Yards	413	561
Passing (Comp/Att/Int)	27/51/0	23/41/1
Punts/Average	5/49.8	3/37.3
Fumbles/Lost	2/0	4/3
Penalties/Yards	3/15	9/84

### INDIVIDUAL LEADERS

**RUSHING:** Minor (Nev) 16-38, 3 TD's, Wilson (Nev) 10-34; Tait (Tol) 31-185, 4 TD's, Huzjak (Tol) 13-59, 1 TD.

**PASSING:** Maxwell (Nev) 27-49-0, 330; Huzjak (Tol) 23-41-1, 254.

**RECEIVING:** Van Dyke (Nev) 14-176, West (Nev) 4-46; Tait (Tol) 6-53, Kreitzburg (Tol) 4-49.

## LAS VEGAS BOWL December 18<sup>th</sup>, 1992

Sam Boyd Silver Bowl - Las Vegas, Nev.  
Attendance: 15,476

	1 <sup>ST</sup>	2 <sup>ND</sup>	3 <sup>RD</sup>	4 <sup>TH</sup>	SCORE	Bowling Green	35
Nevada	3	0	21	10	34	Nevada	34
Bowling Green	14	14	9	7	35		

Nevada's first appearance in a bowl game in 44 years proved to be one of the most exciting games in the entire bowl line-up for the year as they lost a heartbreaker to Bowling Green in the inaugural Las Vegas Bowl, 35-34.

The Falcons scored touchdowns on their first four drives while holding the Wolf Pack to three points for a 28-3 lead in the second quarter. Chris Vargas entered the game at quarterback with 1:50 remaining in the half.

Midway through the third quarter, Vargas engineered three quick scoring drives which left the score 28-24 with 3:46 left. The Wolf Pack scored on its fourth consecutive possession with 12:41 left in the game after a grueling 78-yard drive that culminated with a 14-yard Vargas pass to Mike Senior to make it 31-28.

Nevada drove 86 yards to the one-yard line on its next possession and punched in a 19-yard field goal to make it 34-28. The Pack was forced to punt with 1:45 remaining on a fourth and one situation from the Nevada 32-yard line.

Punter Steve Lester fumbled the snap, which gave Bowling Green life from the 15-yard line. Falcon quarterback Eric White rolled right and found wide receiver David Hankins alone in the back of the endzone on a dramatic fourth and goal. Brian Leaver kicked the extra point, and Nevada's unbelievable comeback was denied the spoils of victory.

Vargas passed for 283 yards on 24-of-40 passing and ran for 22 more yards in the near comeback and was named the game's Most Valuable Player.

### SCORING SUMMARY

	NEV	BGS
BGS - smith 10 pass from White (Leaver kick) 11:27 1st	0	7
NEV - Terelak 30-yard field goal 8:22 1st	3	7
BGS - Jackson 4 run (Leaver kick) 2:28 1st	3	14
BGS - White 8 pass from Smith (Leaver kick) 8:13 3rd	3	21
BGS - Jackson 17 run (leaver kick) 4:46 2nd	3	28
NEV - Senior 5 pass from Vargas (Terelak kick) 8:13 3rd	10	28
NEV - Holmes 5 run (terelak Kick) 5:32 3rd	17	28
NEV - Matter 3 pass from Vargas (Terelak kick) 3:46 3rd	24	28
NEV - Reeves 3 run (Terelak kick) 12:41 4th	31	28
NEV - Terelak 19-yard field goal 7:13 4th	34	28
BGS - Hankins 3 pass from White (Leaver kick) :22 4th	34	35

### TEAM STATISTICS

	NEV	BGS
First Downs	25	21
Rushes/Yards	35/94	41/157
Passing Yards	344	253
Total Yards	438	410
Passing (Comp/Att/Int)	29/49/0	25/41/0
Punts/Average	4/16.7	5/23.2
Fumbles/Lost	3/2	0/0
Penalties/Yards	3/10	5/56

### INDIVIDUAL LEADERS

**RUSHING:** Holmes (Nev) 18-62, 1 T.; Vargas (Nev) 4-22; Jackson (BGS) 22-113, 2 TD; Smith (BGS) 12-27.

**PASSING:** Vargas (Nev) 24-40-0, 283 yards, 2 TD's; Gatlin (Nev) 5-8, 61 yards; White (BGS) 24-40-0, 245 yards, 2 TD's; Smith (BGS) 1-1 8 yards, 1 TD.

**RECEIVING:** Reeves (Nev) 8-92; King (Nev) 5-88; Senior (Nev) 6-84, 1 TD; Stephens (Nev) 7-52; Smith (BGS) 7-68, 1 TD; Szlachcic (BGS) 5-51.

# POSTSEASON HISTORY

## HARBOR BOWL January 1<sup>st</sup>, 1949

San Diego, Calif.  
Attendance: 20,000

**Villanova 27**

**Nevada 7**

University of Villanova's highly spirited and unbelievably rugged Main Liners defeated the Nevada Wolf Pack 27-7 in the Harbor Bowl game in San Diego, Calif., before 20,000 fans.

It was a brutally battled ball game, with the Easterners' rough rock'-em-sock'-em tactics emerging victorious over the air-minded Nevada team.

Serious injuries to Nevada's All-American quarterback Stan Heath, and fullback Sherman Howard in the first half considerably hindered Nevada's chances of winning.

Tommy Kalmanir's 61-yard run was one of the features of the day as the swift halfback sped through the entire Villanova team for Nevada's lone touchdown.

A second period fumble on the Villanova goal line was extremely demoralizing to the Nevadan's.

## SALAD BOWL January 1<sup>st</sup>, 1948

Phoenix, Ariz.

**Nevada 13**

**North Texas 6**

Coming from behind on a risky 95-yard surprise pass play, the University of Nevada won its first post-season bowl appearance under first-year head coach Joe Sheetsketski.

The Wolf Pack downed a fired up North Texas State collegians 13-6 in a viciously played battle at Phoenix, Arizona, before 12,000 fans.

With Nevada on their own five-yard line and trailing 6-0, quarterback Stan Heath faded back and whipped a 50-yard pass to speedster Tommy Kalmanir, who caught it without breaking his stride and romped the remaining distance to the goal-line. Bob Corley converted and later husky Ernie Zeno plowed through for the final score.

Again, as in other games, the violent tackles of guard Ken Sinofsky were paralyzing.

## I-AA PLAYOFF December 7<sup>th</sup>, 1991

Reno, Nev.  
Attendance: 13,476

**Youngstown State 30**

**Nevada 28**

Trailing the entire game, the Wolf Pack had their chance to advance to the semifinals, but missed that chance when a last second field goal, which would have given the team a one-point victory, sailed wide to the left on the final play of the game. Youngstown State left Reno with a 30-28 win, and the Penguins took advantage of that momentum, eventually winning the national championship in Statesboro, GA two weeks later.

Making only his second collegiate start, Chris Vargas threw for 340 yards and three touchdowns and drove the Wolf Pack into position for the final goal attempt. Bryan Reeves caught 11 passes for 174 yards and a TD.

	1 <sup>ST</sup>	2 <sup>ND</sup>	3 <sup>RD</sup>	4 <sup>TH</sup>	SCORE
Youngstown St.	3	14	0	13	30
Nevada	0	3	7	18	28

## I-AA PLAYOFF December 15<sup>th</sup>, 1990

Statesboror, Ga.  
Attendance: 23, 204

**Georgia Southern 36**

**Nevada 13**

Georgia Southern won its fourth IAA National Championship with a solid 36-13 win over the Wolf Pack, a team making its first National Championship appearance after having reached the semifinals five times before.

Trailing 14-6 at the half, Nevada drove during their first possession in the third quarter 79 yards to the Eagle one-yard line in a crucial series that could have tied the game. Nevada attempted a short field goal, but it was missed.

After an exchange of fumbles, the Eagles drove 70 yards and scored. It was a touchdown that sealed the Georgia Southern victory in front of 23,000 delirious Eagle fans and a nationwide CBS-TV audience.

	1 <sup>ST</sup>	2 <sup>ND</sup>	3 <sup>RD</sup>	4 <sup>TH</sup>	SCORE
Nevada	3	3	0	7	13
Ga Southern	7	7	6	16	36

## I-AA PLAYOFF November 10<sup>th</sup>, 1991

Reno, Nev.  
Attendance: 15,962

**Nevada 22**

**McNeese State 16**

The Wolf Pack, in their first game of their quest to return to Georgia for another chance at the elusive Division IAA national championship, took on ground-oriented Cowboys of McNeese State in the tournament's first round.

McNeese State's patient ground attack, which accounted for little yardage through two and a half quarters, came alive on two long, grinding drives of 97 and 96 yards in two successive possessions as the Cowboys cut a 22-3 Nevada lead to a precarious 22-16.

McNeese got the ball back twice more, but because time was running out, abandoned the ground game and were stopped by the Pack.

	1 <sup>ST</sup>	2 <sup>ND</sup>	3 <sup>RD</sup>	4 <sup>TH</sup>	SCORE
McNeese State	0	3	0	13	16
Nevada	6	9	7	0	22

## I-AA PLAYOFF December 8<sup>th</sup>, 1990

Reno, Nev.  
Attendance: 19,776

**Nevada 59**

**Boise State 52 30T**

For the second week in a row, the Nevada Wolf Pack needed triple overtime to advance to the I-AA National Championship game with a 59-52 win over conference rival Boise State.

Senior fullback Ray Whalen rushed for 245 yards and three touchdowns with a school-record 44 carries. He scored the decisive TD in the third overtime with an eight-yard run, and Nevada's defense finally held Boise in their half of the alternating possession overtime format.

The victory avenged the only loss of the season for the Pack, a 30-14 loss a month earlier in Boise.

	1 <sup>ST</sup>	2 <sup>ND</sup>	3 <sup>RD</sup>	4 <sup>TH</sup>	-OT-	SCORE
Boise State	0	14	14	17	0	7 0 52
Nevada	6	14	3	22	0	7 7 59

# POSTSEASON HISTORY

## I-AA PLAYOFF December 1<sup>st</sup>, 1990

Reno, Nev.  
Attendance: 11,519

Nevada	42
Furman	35 <b>3OT</b>

Freshman Chris Vargas came off the bench late in the fourth quarter to lead Nevada to a touchdown and a two-point conversion to tie the game, and the Wolf Pack went on to defeat Furman, 42-35, in triple overtime.

Nevada dominated the first half of the game, but failed to score touchdowns on three drives inside the five yard line and only led at the half 13-7.

The Wolf Pack scored 15 fourth quarter points, the last eight on a last-minute drive with a 13-yard pass from Vargas to Ross Ortega with 16 seconds left. Vargas calmly hit Joe King for the two-point conversion, and the game went to overtime at 28-28.

Nevada's Ray Whalen put the game away in the third OT with his fourth touchdown.

	1 <sup>ST</sup>	2 <sup>ND</sup>	3 <sup>RD</sup>	4 <sup>TH</sup>	-OT-	SCORE
Furman	7	0	21	0	0 7 0	35
Nevada	0	13	0	15	0 7 7	42

## I-AA PLAYOFF December 6<sup>th</sup>, 1986

Reno, Nev.  
Attendance: 13,102

Nevada	33
Tennessee State	6

Nevada's Marty Zendejas accounted for 12 Wolf Pack points and the defense simply shut down Tennessee State, earning a berth into the 1AA semi-finals.

Eric Beavers, who threw for 231 yards, hit Lucius Floyd out of the backfield for an eight-yard touchdown hook-up for Nevada's first score. Charvez Foger, who led the Pack with 89 yards rushing, broke free for a 41-yard score to give Nevada a 14-0 lead and they never looked back.

After a Tennessee State touchdown, the Wolf Pack's Zendejas reeled off four straight field goals, three from beyond 40 yards. Floyd capped the Nevada scoring with his second touchdown, a one-yard plunge. Wide receiver Bryan Calder hauled in five passes.

	1 <sup>ST</sup>	2 <sup>ND</sup>	3 <sup>RD</sup>	4 <sup>TH</sup>	SCORE
Tennessee State	0	6	0	0	6
Nevada	14	3	6	10	33

## I-AA PLAYOFF November 24<sup>th</sup>, 1990

Reno, Nev.  
Attendance: 11,008

Nevada	27
N.E. Louisiana	14

Behind 7-0 early in the second quarter, Treاملة Taylor did what he does best -- took off on a long punt return (53 yards) to put Nevada into position to tie the game on the Northeast Louisiana 16-yard line. One play later, Ray Whalen burst in for the touchdown.

Midway through the second quarter, following a fumble by Indian QB Doug Pederson forced by a jarring sack by Mark Drahos, Fred Gatlin hit Taylor with an eight-yard scoring pass and Nevada was ahead for good. Whalen added another TD on a 24-yard run later in the quarter as Nevada scored 21 unanswered points to take a 21-7 lead at the half.

	1 <sup>ST</sup>	2 <sup>ND</sup>	3 <sup>RD</sup>	4 <sup>TH</sup>	SCORE
N.E. Louisiana	7	0	7	0	14
Nevada	0	21	0	6	27

## I-AA PLAYOFF November 29<sup>th</sup>, 1986

Reno, Nev.  
Attendance: 13,715

Nevada	27
Idaho	7

The Wolf Pack handled Big Sky Conference foe Idaho, 27-7, in the first round of the IAA playoffs behind a strong running game.

Charvez Foger rushed 16 times for 104 yards and fellow running back Lucius Floyd rushed 25 times for 99 yards and a touchdown.

Nevada got its first touchdown on a nine-yard pass from Eric Beavers to Bryan Calder. Mary Zendejas added a 22-yard field goal and Joe Peterson fell on a blocked punt in the endzone for the Wolf Pack's final score.

Beavers finished the game nine-of-25 for 86 yards, one interception and one TD.

	1 <sup>ST</sup>	2 <sup>ND</sup>	3 <sup>RD</sup>	4 <sup>TH</sup>	SCORE
Idaho	0	7	0	0	7
Nevada	3	14	10	0	27

## I-AA PLAYOFF December 13<sup>th</sup>, 1986

Reno, Nev.  
Attendance: 13,715

Georgia Southern	48
Nevada	38

Nevada trailed 34-10 in the third quarter when the Pack mounted a comeback, but eventually would fall short, 48-38, to Georgia Southern.

Lucius Floyd scored three touchdowns, two through the air and one on the ground. Floyd led Nevada with 64 yards rushing and added 67 yards receiving.

Quarterback Eric Beavers threw for four touchdowns and 360 yards. Bryan Calder and Calvin Sailes were each on the receiving end of Beavers' TD tosses.

Georgia Southern rolled up 613 total yards, while the Pack piled up 475 yards.

	1 <sup>ST</sup>	2 <sup>ND</sup>	3 <sup>RD</sup>	4 <sup>TH</sup>	SCORE
Ga Southern	10	14	10	14	48
Nevada	0	10	14	14	38

## I-AA PLAYOFF December 14<sup>th</sup>, 1986

Greenville, S.C.  
Attendance: 10,461

Furman	35
Nevada	12

Furman came out of the gates on fire and did not let Nevada into the game. The Wolf Pack's season ended with their 35-12 loses in the second round of the I-AA playoffs.

Eric Beavers was picked off four times at the hands of the Paladin's defense. Despite the interceptions, Beavers was able to throw for 308 yards and a 14-yard touchdown pass to Bryan Clader.

Nevada's other touchdown came from a one-yard touchdwn run by Charvez Foger. Foger finished the game with 54-yards on 15 carries.

The Wolf Pack finished 12-2 on the year.

	1 <sup>ST</sup>	2 <sup>ND</sup>	3 <sup>RD</sup>	4 <sup>TH</sup>	SCORE
Nevada	0	6	0	6	12
Furman	7	14	7	7	35

# POSTSEASON HISTORY

## I-AA PLAYOFF December 7<sup>th</sup>, 1986

Reno, Nev.  
Attendance: 10,241

Nevada	24
Arkansas State	23

Nevada avoided disaster with a fourth quarter blocked extra point that would have tied the game at 24. The deflected kick preserved the 24-23 victory advancing them to the second round of the I-AA playoffs.

The Wolf Pack fell behind early and went into halftime down 10-7. Nevada's only touchdown came when Charvez Foger scampered in from five yards out.

Nevada then rallied for a 17 point third quarter while the defense held Arkansas State scoreless. Eric Beavers threw for two touchdowns in the quarter and finished the game with 215 yards.

Marty Zendejas was successful on on three extra point tries and connected on a 46-yard field goal for the Wolf Pack.

	1 <sup>ST</sup>	2 <sup>ND</sup>	3 <sup>RD</sup>	4 <sup>TH</sup>	SCORE
Arkansas State	7	3	0	13	23
Nevada	0	7	17	0	24

## I-AA PLAYOFF November 26<sup>th</sup>, 1983

Pocatello, Idaho  
Attendance: 10,333

Nevada	27
Idaho State	20

Nevada traveled to Pocatello, Idaho and came away with a I-AA playoff win against Idaho State, 27-20, on Nov. 26, 1983.

The Wolf Pack jumped out to a 14-0 lead at the half with the help of an Otto Kelly three-yard touchdown run and two field goals from Tony Zendejas. Idaho State came out focused in the third quarter putting together back-to-back touchdown drives, cutting Nevada's lead to one. The Wolf Pack responded with 13 unanswered points before the Bengals scored with five minutes left in the game to pull within a touchdown. The Nevada defense took over and stopped Idaho State without a point.

Kelly led Nevada with 145 rushing yards and one TD. Zendejas kicked four field goals, including two from beyond 50 yards.

	1 <sup>ST</sup>	2 <sup>ND</sup>	3 <sup>RD</sup>	4 <sup>TH</sup>	SCORE
Nevada	3	11	3	10	27
Idaho State	0	0	13	7	20

## I-AA PLAYOFF December 10<sup>th</sup>, 1983

Carbondale, Ill.  
Attendance: 14,500

Southern Illinois	23
Nevada	7

Nevada's offensive attack was shut down in its 23-7 loss to the Southern Illinois Salukis in Carbondale, Ill.

The Wolf Pack could only muster 128 total yards against the tough Saluki defense.

Southern Illinois got three first half field goals to give the Salukis a 9-0 lead at the intermission.

Nevada fought back and scored the only points of the third quarter when running back Anthony Corley scored on a two-yard run to pull the Wolf Pack within two points.

Southern Illinois answered back in the fourth quarter with two touchdowns of their own and put Nevada away and out of the IAA playoffs.

	1 <sup>ST</sup>	2 <sup>ND</sup>	3 <sup>RD</sup>	4 <sup>TH</sup>	SCORE
Nevada	0	0	7	0	7
Southern Illinois	3	6	0	14	23

## I-AA PLAYOFF December 8<sup>th</sup>, 1986

Richmond, Ky.  
Attendance: 5,100

Eastern Kentucky	33
Nevada	30

This game needed two overtime periods to decide a winner. Eastern Kentucky came ahead when all was said and done by a score of 33-30 for Nevada.

The Wolf Pack found themselves down 23-3 with 12 minutes left in the fourth quarter when they mounted a come back that would send the game into its first overtime.

Frank Hawkins scored with :39 seconds remaining in regulation and capped the 21-0 run to end the game and send it into extra time. Hawkins finished the day with 136 yards.

Nevada finished its season with an 8-4 record.

	1 <sup>ST</sup>	2 <sup>ND</sup>	3 <sup>RD</sup>	4 <sup>TH</sup>	-OT-	SCORE
Nevada	0	0	3	20	7	30
E. Kentucky	13	3	0	7	7	33

## I-AA PLAYOFF December 3<sup>rd</sup>, 1983

Reno, Nev.  
Attendance: 7,878

Nevada	20
North Texas	17

**2OT**

The Wolf Pack picked up their second I-AA playoff victory in as many weeks by defeating North Texas State in overtime, 20-17.

Nevada jumped out to an early 7-0 lead when Eric Beavers completed a 17-yard pass to Scott Threde on their first possession. The Eagles tied the game at seven with a 13-yard touchdown pass at the end of the first quarter.

North Texas took the lead after intermission with a 33-yard field goal. The Pack answered with Beavers second touchdown of the game. North Texas sent the game into overtime, but Zendejas kicked a 32-yard field goal to put Nevada in the semifinals.

	1 <sup>ST</sup>	2 <sup>ND</sup>	3 <sup>RD</sup>	4 <sup>TH</sup>	-OT-	SCORE
North Texas	0	7	3	7	0	17
Nevada	7	0	0	10	0	20

## I-AA PLAYOFF December 9<sup>th</sup>, 1978

Reno, Nev.  
Attendance: 14,026

Massachusetts	44
Nevada	21

Nevada's first ever I-AA playoff game resulted in a 44-21 loss to the University of Massachusetts on Dec. 9, 1978. 14,026 Fans made their way to Mackay Stadium in Reno, Nev. to witness the game.

The Minute Men had all cylinder rolling right out of the gate, jumping out to a 21-7 led after the first quarter. Massachusetts then extended their led before halftime when they completed a 47-yard pass with 15 seconds remaining.

After halftime, Massachusetts picked up where they left off and opened the lead to 44-7 with 6 minutes remaining in the game. The Pack had one final surge left in them to pull within striking distance, but it was too little, too late.

	1 <sup>ST</sup>	2 <sup>ND</sup>	3 <sup>RD</sup>	4 <sup>TH</sup>	SCORE
Massachusetts	21	7	13	3	44
Nevada	7	0	0	14	21







[www.NevadaWolfPack.com](http://www.NevadaWolfPack.com)

2012 Nevada Intercollegiate Athletics