


U T A H B A S K E T B A L L



RECORD BOOK



Year-by-Year Summary

Year	Overall		Conference			Home Record	Away Record	Neutral Record	PF Avg.	PA Avg.	Coach	Postseason
	Record	Pct.	Record	Pct.	Finish							
1908-09	3-8	.273	2-6	.250	4th	2-6	1-2	0-0	23.2	30.7	Erastus J. Milne	
1909-10	17-3	.850	6-2	.750	1st	11-2	6-1	0-0	44.1	21.1	Robert Richardson	
1910-11	5-2	.714	2-2	.500	2nd	4-1	1-1	0-0	43.0	27.4	Fred Bennion	
1911-12	5-2	.714	2-2	.500	2nd	4-1	1-1	0-0	32.0	26.2	Fred Bennion	
1912-13	21-3	.875	5-1	.833	1st	14-1	7-2	0-0	47.4	24.1	Fred Bennion	
1913-14	13-2	.867	4-2	.667	2nd	9-0	4-2	0-0	39.2	26.4	Fred Bennion	
1914-15	12-4	.750	4-2	.667	2nd	5-1	7-3	0-0	31.6	23.5	Nelson H. Nordgren	
1915-16	11-0	1.000	6-0	1.000	1st	5-0	3-0	3-0	38.1	24.0	Nelson H. Nordgren	AAU National Champions
1916-17	3-3	.500	1-3	.250	3rd	2-2	1-1	0-0	36.8	34.6	Nelson H. Nordgren	
1917-18	5-4	.556	2-4	.333	3rd	4-2	1-2	0-0	37.2	27.3	Thomas Fitzpatrick	
1918-19	7-2	.778	6-0	1.000	1st	4-0	3-0	0-2	33.5	24.8	Thomas Fitzpatrick	National AAU Tournament
1919-20	5-1	.833	1-0	1.000	1st	3-0	1-0	1-1	42.3	27.1	Thomas Fitzpatrick	National AAU Tournament
1920-21	5-1	.833	3-1	.750	1st	3-0	2-1	0-0	28.3	22.0	Thomas Fitzpatrick	
1921-22	8-2	.800	2-2	.500	2nd	4-1	4-1	0-0	31.9	27.8	Thomas Fitzpatrick	
1922-23	5-3	.625	5-3	.625	1st	3-1	2-2	0-0	31.6	30.0	Thomas Fitzpatrick	
1923-24	2-6	.250	2-6	.250	3rd	1-3	1-3	0-0	28.7	34.1	Thomas Fitzpatrick	
1924-25	5-11	.313	3-5	.375	3rd	2-4	3-7	0-0	27.7	31.9	Thomas Fitzpatrick	
1925-26	4-8	.333	4-8	.333	4th	2-4	2-4	0-0	30.4	33.5	Ike Armstrong	
1926-27	5-10	.333	4-8	.333	3rd	3-6	2-4	0-0	33.4	36.1	Ike Armstrong	
1927-28	7-10	.412	5-7	.417	2nd-T	2-4	5-6	0-0	30.4	32.5	Vadal Peterson	
1928-29	5-12	.294	3-9	.250	4th	5-4	0-8	0-0	37.5	41.8	Vadal Peterson	
1929-30	15-12	.556	4-8	.333	4th	9-3	4-9	2-0	43.0	40.7	Vadal Peterson	
1930-31	21-6	.778	8-4	.667	1st	15-3	6-3	0-0	44.0	35.5	Vadal Peterson	
1931-32	14-9	.609	8-4	.667	1st-T	8-2	6-6	0-1	39.0	33.9	Vadal Peterson	
1932-33	13-8	.619	9-3	.750	1st-T	8-5	5-1	0-2	44.6	38.3	Vadal Peterson	
1933-34	14-9	.609	7-5	.583	3rd	9-4	2-4	3-1	40.7	35.2	Vadal Peterson	
1934-35	10-9	.526	5-7	.417	3rd	8-4	1-5	1-0	43.8	45.6	Vadal Peterson	
1935-36	7-15	.318	4-8	.333	4th	4-7	3-6	0-2	41.0	40.4	Vadal Peterson	
1936-37	17-7	.708	7-5	.583	1st-T	9-1	7-5	1-1	44.5	37.9	Vadal Peterson	
1937-38	20-4	.833	10-2	.833	1st-T	11-1	9-3	0-0	48.3	37.7	Vadal Peterson	
1938-39	13-7	.650	7-5	.583	3rd-T	7-1	6-4	0-2	45.8	39.4	Vadal Peterson	
1939-40	19-4	.826	8-4	.667	2nd	9-2	9-2	1-0	48.0	37.4	Vadal Peterson	
1940-41	14-7	.667	9-3	.750	2nd	8-1	6-5	0-1	37.5	30.9	Vadal Peterson	
1941-42	13-7	.650	7-5	.583	4th	7-2	6-5	0-0	43.9	36.1	Vadal Peterson	
1942-43	10-12	.455	1-11	.083	4th	5-5	5-7	0-0	44.8	43.5	Vadal Peterson	
1943-44	22-4	.846	0-0	---	---	10-2	9-1	3-1	52.8	34.8	Vadal Peterson	NCAA Champions
1944-45	17-4	.810	8-0	1.000	1st	8-0	8-2	1-2	56.5	44.0	Vadal Peterson	NCAA Regional Semifinals
1945-46	12-8	.600	8-4	.667	3rd	5-2	5-6	2-0	47.1	39.7	Vadal Peterson	
1946-47	19-5	.792	10-2	.833	2nd	7-3	8-2	4-0	53.4	42.6	Vadal Peterson	NIT Champions
1947-48	11-9	.550	6-4	.600	2nd-T	6-3	5-5	0-1	52.0	43.4	Vadal Peterson	
1948-49	24-8	.750	14-6	.700	2nd	13-3	10-3	1-2	57.4	47.6	Vadal Peterson	NIT First Round
1949-50	16-18	.471	8-12	.400	5th	11-4	3-14	2-0	51.0	51.6	Vadal Peterson	
1950-51	23-13	.639	12-8	.600	3rd	13-4	7-6	0-0	58.8	55.2	Vadal Peterson	
1951-52	19-9	.679	8-6	.571	4th	12-3	7-6	0-0	58.8	55.2	Vadal Peterson	
1952-53	10-14	.417	5-9	.357	5th-T	10-3	0-11	0-0	62.3	64.9	Vadal Peterson	
1953-54	12-14	.462	7-7	.500	4th-T	6-6	6-8	0-0	62.9	64.5	Jack H. Gardner	
1954-55	24-4	.857	13-1	.929	1st	16-0	7-2	1-2	78.9	59.9	Jack H. Gardner	NCAA Regional Semifinals
1955-56	22-6	.786	12-2	.857	1st	12-0	8-2	2-4	81.1	67.2	Jack H. Gardner	NCAA Regional Finals
1956-57	19-8	.704	10-4	.714	2nd	13-2	4-4	2-2	78.4	68.3	Jack H. Gardner	NIT First Round
1957-58	20-7	.741	9-5	.643	2nd-T	13-2	6-5	1-0	73.5	63.0	Jack H. Gardner	NIT First Round
1958-59	21-7	.750	13-1	.929	1st	13-2	6-2	2-3	73.2	64.9	Jack H. Gardner	NCAA Regional Semifinals
1959-60	26-3	.897	13-1	.929	1st	15-1	7-0	4-2	83.4	73.6	Jack H. Gardner	NCAA Regional Semifinals
1960-61	23-8	.742	12-2	.857	1st-T	14-0	5-5	4-3	81.8	70.2	Jack H. Gardner	NCAA Final Four (4th)
1961-62	23-3	.885	13-1	.929	1st	14-0	7-3	2-0	81.8	70.2	Jack H. Gardner	
1962-63	12-14	.462	5-5	.500	3rd	10-5	2-7	0-2	72.7	74.8	Jack H. Gardner	
1963-64	19-9	.679	4-6	.400	4th	16-1	2-7	1-1	79.8	76.4	Jack H. Gardner	
1964-65	17-9	.654	3-7	.300	6th	13-4	2-4	2-1	89.9	82.7	Jack H. Gardner	
1965-66	23-8	.742	7-3	.700	1st	15-1	6-4	2-3	95.2	79.2	Jack H. Gardner	NCAA Final Four (4th)
1966-67	15-11	.577	5-5	.500	3rd-T	11-2	3-8	1-1	77.0	71.0	Jack H. Gardner	



Year-by-Year Summary

Year	Overall		Conference			Home Record	Away Record	Neutral Record	PF Avg.	PA Avg.	Coach	Postseason
	Record	Pct.	Record	Pct.	Finish							
1967-68	17-9	.654	5-5	.500	2nd-T	14-0	1-8	2-1	85.9	82.0	Jack H. Gardner	
1968-69	13-13	.500	5-5	.500	2nd-T	12-4	1-9	0-0	83.6	83.6	Jack H. Gardner	
1969-70	18-10	.643	9-5	.643	2nd	13-3	4-6	1-1	87.8	83.7	Jack H. Gardner	NIT Second Round
1970-71	15-11	.577	9-5	.643	2nd-T	11-3	3-7	1-1	85.6	84.2	Jack H. Gardner	
1971-72	13-12	.520	5-9	.357	6th	10-4	3-6	0-2	73.9	71.6	Bill Foster	
1972-73	8-19	.296	4-10	.286	7th-T	6-10	1-8	1-1	71.1	75.5	Bill Foster	
1973-74	22-8	.733	9-5	.643	2nd-T	16-1	3-6	3-1	90.8	83.0	Bill Foster	NIT Runner-up
1974-75	17-9	.654	7-7	.500	4th	14-2	3-6	0-1	85.4	79.7	Jerry Pimm	
1975-76	19-8	.704	9-5	.643	2nd-T	11-4	6-4	2-0	81.5	76.4	Jerry Pimm	
1976-77	22-7	.759	11-3	.786	1st	13-1	6-5	3-1	81.7	74.5	Jerry Pimm	NCAA Regional Semifinals
1977-78	23-6	.793	12-2	.857	2nd	14-2	7-3	2-1	79.5	73.2	Jerry Pimm	NCAA Regional Semifinals
1978-79	20-10	.667	9-3	.750	2nd	13-2	6-6	1-2	77.6	75.5	Jerry Pimm	NCAA First Round
1979-80	18-10	.643	10-4	.714	2nd-T	11-4	6-5	1-1	77.1	73.1	Jerry Pimm	
1980-81	25-5	.833	13-3	.813	1st-T	14-1	8-3	3-1	76.3	66.3	Jerry Pimm	NCAA Regional Semifinals
1981-82	11-17	.393	6-10	.375	7th	9-6	2-9	0-2	64.1	67.9	Jerry Pimm	
1982-83	18-14	.563	11-5	.688	1st-T	12-3	4-6	2-5	64.0	64.7	Jerry Pimm	NCAA Regional Semifinals
1983-84	11-19	.367	4-12	.250	8th	8-7	2-11	1-1	70.1	72.4	Lynn Archibald	
1984-85	15-16	.484	8-8	.500	6th	11-7	4-9	0-0	70.9	72.0	Lynn Archibald	
1985-86	20-10	.667	12-4	.750	1st-T	15-1	5-7	0-2	73.9	70.0	Lynn Archibald	NCAA First Round
1986-87	17-13	.567	9-7	.563	5th	12-5	5-7	0-1	69.9	65.5	Lynn Archibald	NIT First Round
1987-88	19-11	.633	11-5	.688	2nd-T	14-2	5-8	0-1	66.5	61.2	Lynn Archibald	NIT First Round
1988-89	16-17	.485	6-10	.375	6th-T	11-7	4-8	1-2	71.2	70.4	Lynn Archibald	
1989-90	16-14	.533	7-9	.438	6th-T	12-3	3-10	1-1	68.0	64.7	Rick Majerus (a)	
1990-91	30-4	.882	15-1	.938	1st	16-0	11-2	3-2	73.7	64.2	Rick Majerus	NCAA Regional Semifinals
1991-92	24-11	.686	9-7	.563	4th	14-4	8-5	2-2	68.6	61.6	Rick Majerus	NIT Final Four (3rd)
1992-93	24-7	.774	15-3	.833	1st-T	15-0	7-5	2-2	77.1	65.7	Rick Majerus	NCAA Second Round
1993-94	14-14	.500	8-10	.444	5th-T	11-3	3-10	0-1	75.0	71.1	Rick Majerus	
1994-95	28-6	.824	15-3	.833	1st	15-0	9-3	4-3	77.5	64.8	Rick Majerus	NCAA Second Round
1995-96	27-7	.794	15-3	.833	1st	14-1	9-4	4-2	76.7	63.8	Rick Majerus	NCAA Regional Semifinals
1996-97	29-4	.879	15-1	.938	1st *	13-1	10-1	6-2	74.4	61.6	Rick Majerus	NCAA Regional Finals
1997-98	30-4	.882	12-2	.857	1st *	13-0	10-3	7-1	70.4	58.2	Rick Majerus	NCAA Final Four (2nd)
1998-99	28-5	.848	14-0	1.000	1st *	14-0	8-2	6-3	71.2	55.3	Rick Majerus	NCAA Second Round
1999-00	23-9	.719	10-4	.714	1st-T	17-0	4-7	2-2	70.3	61.8	Rick Majerus	NCAA Second Round
2000-01	19-12	.612	10-4	.714	1st-T	13-3	5-6	1-3	71.8	63.1	Rick Majerus (b)	NIT First Round
2001-02	21-9	.700	10-4	.714	2nd	14-2	6-5	1-2	67.2	61.3	Rick Majerus	NCAA First Round
2002-03	25-8	.758	11-3	.786	1st-T	15-1	7-4	3-3	66.3	60.3	Rick Majerus	NCAA Second Round
2003-04	24-9	.727	9-5	.642	3rd	15-1	6-5	3-3	65.0	57.5	Rick Majerus (c)	NCAA First Round
2004-05	29-6	.829	13-1	.929	1st	16-0	7-3	6-3	67.9	57.2	Ray Giacoletti	NCAA Regional Semifinals
2005-06	14-15	.483	6-10	.375	6th	10-5	3-8	1-2	64.7	64.3	Ray Giacoletti	
2006-07	11-19	.367	6-10	.375	6th-T	9-6	1-11	1-2	69.2	72.2	Ray Giacoletti	
2007-08	18-15	.545	7-9	.438	6th	11-4	5-9	2-2	68.5	63.8	Jim Boylen	CBI Second Round
2008-09	24-10	.706	12-4	.750	1st-T	13-2	6-7	5-1	71.2	64.6	Jim Boylen	NCAA First Round
2009-10	14-17	.452	7-9	.438	5th-T	9-8	4-8	1-1	66.4	66.4	Jim Boylen	
2010-11	13-18	.419	6-10	.375	7th	9-6	4-9	0-3	67.0	70.2	Jim Boylen	
Totals	1664-893	.651	787-492	.615		1,037-266	490-509	137-118	65.0	58.9		

*-WAC division finish

(a)-Majerus coached six games (4-2) before undergoing heart surgery.

Assistant Joe Cravens (12-12, 7-9) was the acting coach the rest of the season.

(b)-Majerus coached the first game (1-0) before taking a personal leave of absence.

Assistant Dick Hunsaker (18-12, 10-4) was the acting coach the rest of the season.

(c)-Majerus coached 20 games (15-5, 3-2) before stepping down due to health concerns.

Assistant Kerry Rupp (9-4, 6-3) was the interim coach the rest of the season.



Game Records - Team

MOST POINTS - GAME

132 (132-77)	vs. Evansville	Dec. 7, 1960
131 (131-94)	vs. New Mexico St.	Feb. 8, 1966
128 (128-91)	vs. Morehead State	Dec. 16, 1965
127 (127-88)	vs. Utah State	Feb. 12, 1966
122 (122-67)	at Hawaii	Jan. 19, 1966
121 (121-71)	vs. Montana State	Dec. 2, 1965
121 (121-106)	vs. Arizona	Jan. 24, 1974
120 (120-127)	vs. St. Joseph's-Pa.	Mar. 25, 1961
	(Kansas City, Mo. (4 OT), NCAA Semis)	
119 (119-45)	vs. Arizona	Dec. 9, 1955
119 (119-94)	vs. Denver	Nov. 30, 1974

• Since 1980

112 (112-91)	vs. San Diego State	Feb. 28, 1980
109 (109-75)	vs. Iona	Nov. 26, 1988
	(Anchorage, Alaska, Great Alaska Shootout)	
108 (108-55)	vs. Cal State-Fullerton	Dec. 27, 1995
107 (107-72)	vs. Seattle	Dec. 19, 1985
106 (106-72)	vs. UC Davis	Nov. 24, 1990
105 (105-38)	vs. Chicago State	Dec. 20, 1994
105 (105-64)	vs. So. California College	Nov. 27, 1993
105 (105-38)	vs. Chicago State	Dec. 20, 1994

• In a Home Game

132 (132-77)	vs. Evansville	Dec. 7, 1960
--------------	----------------	--------------

• In the Jon M. Huntsman Center

121 (121-106)	vs. Arizona	Jan. 24, 1974
---------------	-------------	---------------

• On a Neutral Court

120 (120-127)	vs. St. Joseph's-Pa.	Mar. 25, 1961
	(Kansas City, Mo. (4 OT), NCAA Semis)	

• On an Opponent's Home Court

122 (122-67)	at Hawaii	Jan. 19, 1966
--------------	-----------	---------------

• In a Utah Loss

120 (120-127)	vs. St. Joseph's-Pa.	Mar. 25, 1961
	(Kansas City, Mo. (4 OT), NCAA Semis)	

MOST POINTS - HALF

71	vs. Evansville (1st)	Dec. 7, 1960
69	vs. New Mexico State (2nd)	Feb. 8, 1966
63	vs. Arizona (2nd)	Jan. 24, 1974
62	vs. Fresno State (1st)	Jan. 16, 1993

MOST POINTS - CONFERENCE GAME

121 (121-106)	vs. Arizona	Jan. 24, 1974
113 (113-82)	vs. Wyoming	Feb. 21, 1970
112 (112-81)	at New Mexico	Jan. 14, 1960
112 (112-91)	vs. San Diego State	Feb. 28, 1980
111 (111-66)	vs. New Mexico	Jan. 12, 1961

MOST POINTS - HALF (CONFERENCE)

63	vs. Arizona (2nd)	Jan. 24, 1974
62	vs. Fresno State (1st)	Jan. 16, 1993
61	vs. San Diego State (2nd)	Feb. 28, 1980

FEWEST POINTS - GAME

9 (9-32)	at Brigham Young	Jan. 23, 1909
13 (13-37)	at Brigham Young College	Feb. 20, 1909
15 (15-51)	at Oregon	Jan. 2, 1941
16 (16-22)	at Brigham Young	Jan. 22, 1921
16 (16-29)	vs. Brigham Young	Feb. 3, 1922
16 (16-60)	vs. Denver AC	Dec. 14, 1934

• Since 1980

41 (41-35)	at St. Mary's-Calif.	Jan. 7, 2002
41 (41-64)	at UNLV	Mar. 14, 2003

42 (42-43)	at Air Force	Feb. 12, 1982
42 (42-40)	at Colorado State	Jan. 14, 1988
42 (42-38)	vs. Air Force	Mar. 13, 2003
	(Las Vegas, Nev., MWC Tournament)	
42 (42-69)	vs. Washington State	Dec. 22, 2005
	(Seattle, Wash., Cougar Hardwood Classic)	

FEWEST POINTS - HALF

5	at Brigham Young, (Jan. 23, 1909)
---	-----------------------------------

• Since 1990

13	vs. Connecticut	Nov. 28, 2003
	(New York, N.Y., Preseason NIT)	
14	vs. Washington State	Dec. 22, 2005
	(Seattle, Wash., Cougar Hardwood Classic)	
15	vs. Central Florida	Dec. 19, 2006
	(San Juan, P.R., San Juan Shootout)	
15	vs. San Diego State	Mar. 10, 2011
	(Las Vegas, Nev., MWC Tournament)	

MOST POINTS - GAME (OPPONENT)

127 (120-127)	vs. St. Joseph's-Pa.	Mar. 25, 1961
	(Kansas City, Mo. (4 OT), NCAA Semis)	
122 (92-122)	at Arizona	Feb. 23, 1974
115 (100-115)	at Brigham Young	Mar. 5, 1966
113 (89-113)	at New Mexico	Jan. 28, 1978
113 (105-113)	at Brigham Young	Jan. 14, 1984

• Since 1980

113 (105-113)	at Brigham Young	Jan. 14, 1984
104 (104-79)	vs. Brigham Young	Jan. 11, 2011
101 (70-101)	vs. Kentucky	Mar. 21, 1996
	(Minneapolis, Minn., NCAA Sweet Sixteen)	
99 (65-99)	at Illinois	Nov. 25, 1983
98 (87-98)	at Wyoming	Jan. 18, 1990
98 (85-98)	at Weber State	Dec. 4, 1993

FEWEST POINTS - GAME (OPPONENT)

0 (2-0/Forfeit)	at Butte (MT) 5W	Mar. 19, 1910
2 (63-2)	vs. Fort Douglas	Dec. 6, 1909
3 (36-3)	vs. Fort Douglas	Dec. 1, 1909
3 (53-3)	vs. YMCA	Jan. 26, 1915
6 (79-6)	vs. Fort Douglas	Jan. 19, 1911

• Since 1950

32 (32-34)	vs. New Mexico	Jan. 31, 1976
------------	----------------	---------------

• Since 1980

35 (41-35)	at Saint Mary's-Calif.	Jan. 7, 2002
35 (45-35)	vs. Air Force	Feb. 1, 2003
36 (58-36)	at Wichita State	Dec. 21, 1991
36 (57-36)	at Air Force	Jan. 14, 2009
37 (66-37)	vs. Morgan State	Nov. 22, 2008
	(Daytona, Fla., Glenn Wilkes Classic)	
37 (44-37)	vs. Colorado State	Jan. 29, 1990
37 (94-37)	at American Univ., P.R.	Nov. 23, 2000
37 (88-37)	vs. Concordia-Calif. (Dec. 26, 2000)	
37 (66-37)	vs. Coppin State	Dec. 20, 2004

FEWEST POINTS - HALF (OPPONENT)

4	vs. Montana State	Jan. 28, 1918
8	vs. Bradley	Dec. 5, 1991

LARGEST MARGIN OF VICTORY

94 (113-19)	vs. Salt Lake HS	Jan. 10, 1913
74 (119-45)	vs. Arizona	Dec. 9, 1955
73 (79-6)	vs. Fort Douglas	Jan. 19, 1911
71 (98-27)	vs. Brigham Young College	Jan. 20, 1910

70 (100-30)	vs. Salt Lake HS	Feb. 1, 1913
-------------	------------------	--------------

• Since 1950

67 (105-38)	vs. Chicago State	Dec. 20, 1994
57 (94-37)	at American Univ. P.R.	Nov. 23, 2000
55 (132-77)	vs. Evansville	Dec. 7, 1960
55 (122-67)	at Hawaii	Jan. 19, 1966
51 (108-57)	vs. Air Force	Dec. 23, 1965
51 (115-64)	vs. Pepperdine	Dec. 1, 1966
51 (88-37)	vs. Concordia-Calif.	Dec. 26, 2000

LARGEST MARGIN OF DEFEAT

44 (16-60)	vs. Denver AC	Dec. 14, 1934
43 (25-68)	vs. Wyoming	Jan. 16, 1943
42 (53-95)	at Purdue	Dec. 17, 1988
37 (74-111)	at Michigan	Dec. 23, 1968
36 (15-51)	at Oregon	Jan. 2, 1941

• Since 1980

42 (53-95)	at Purdue	Dec. 17, 1988
34 (65-99)	at Illinois	Nov. 25, 1983
33 (77-44)	vs. Northwestern	Dec. 21, 2006
	(San Juan, P.R., Puerto Rico Shootout)	
32 (44-76)	vs. Connecticut	Nov. 28, 2003
	(New York, N.Y., Preseason NIT)	
32 (53-85)	vs. San Diego State	Feb. 8, 2011
	(Las Vegas, Nev., MWC Tournament)	
31 (65-96)	vs. Brigham Young	Mar. 10, 1994
	Salt Lake City (Delta Center)	
31 (70-101)	vs. Kentucky	Mar. 21, 1996
	(Minneapolis, Minn., NCAA Sweet Sixteen)	

MOST FIELD GOALS MADE

50	vs. Arizona	Jan. 24, 1974
48	vs. Boston College	Mar. 23, 1974
	(New York, N.Y., NIT)	
47	vs. Loyola-Calif.	Dec. 3, 1973
47	vs. San Diego State	Feb. 28, 1980

MOST FIELD GOAL ATTEMPTS

106	vs. Arizona	Feb. 23, 1974
103	vs. Arizona State	Jan. 12, 1968
100	vs. Arizona	Mar. 3, 1967
96	vs. Connecticut	Jan. 1, 1969

FEWEST FIELD GOALS MADE

12	vs. Air Force	Mar. 13, 2003
	(Las Vegas, Nev., MWC Tournament)	
13	at Cal State-Fullerton	Dec. 19, 1987
13	at UNLV	March 11, 2010
14	at San Diego State	Feb. 20, 1988
14	vs. Wyoming	Feb. 4, 2002
14	vs. Washington State	Dec. 22, 2005
	(Seattle, Wash., Cougar Hardwood Classic)	
14	vs. Wyoming	March 10, 2006
	(Denver, Colo., MWC Tournament)	
14	vs. Brigham Young	March 3, 2010

FEWEST FIELD GOAL ATTEMPTS

30	vs. San Diego State	Jan. 7, 1988
30	vs. Air Force	Jan. 24, 2005
31	vs. Air Force	Mar. 13, 2003
32	at Boise State	Mar. 11, 1987
32	vs. Air Force	Feb. 16, 2002
32	at Air Force	Mar. 3, 2003

HIGHEST FG PERCENTAGE

.800	vs. Air Force	Jan. 24, 2005
.737	at Air Force	Feb. 19, 1987



Game Records - Team

.717	at Loyola Marymount	Nov. 25, 1997
.707	vs. Air Force	Jan. 16, 2007
.700	vs. San Jose State	Jan. 23, 1999

HIGHEST FG PERCENTAGE (HALF)

.813	vs. Air Force (1st)	Jan. 24, 2005
.786	vs. Air Force (2nd)	Jan. 24, 2005
.782	at Brigham Young (2nd)	Feb. 4, 1978
.765	vs. Louisville (2nd)	Dec. 22, 1979
.762	at Air Force (1st)	Feb. 19, 1987
.762	vs. New Mexico (1st)	Feb. 7, 1987

LOWEST FG PERCENTAGE

.253	at Wyoming	Feb. 27, 1969
.258	vs. Weber State	Dec. 14, 1996
.269	vs. Wyoming (Denver, Colo., MWC Tournament)	Feb. 4, 2002
.269	at Wyoming	March 10, 2006
.269	vs. Brigham Young	March 3, 2010

LOWEST FG PERCENTAGE (HALF)

.190	at New Mexico (1st)	Feb. 17, 1990
.214	at Wyoming (1st)	Feb. 27, 1969
.225	vs. Brigham Young (1st)	Jan. 26, 1985
.231	at Oklahoma (1st)	Dec. 13, 2008
.233	vs. San Diego State (1st)	Jan. 19, 2010

LOWEST FG PCT. (OPPONENT)

.182	vs. Savannah State	Dec. 13, 2003
.203	vs. Concordia	Dec. 26, 2000
.238	at Air Force	Jan. 14, 2009
.250	vs. Arizona State (Lahaina, Hawaii, Maui Classic)	Nov. 23, 1998
.259	Seattle Pacific	Nov. 26, 1990

LOWEST FG PCT. (HALF-OPPONENT)

.111	Bradley (1st)	Dec. 5, 1991
.133	Southern (1st)	Nov. 21, 2009
.139	San Jose State (2nd)	Dec. 28, 1992

MOST 3-PT FIELD GOALS MADE

17 (17-of-26)	vs. UNLV	Jan. 12, 2002
14 (14-of-25)	vs. San Diego State	Feb. 12, 1994
14 (14-of-22)	vs. Fresno State	Feb. 25, 1995
14 (14-of-21)	vs. Utah State	Dec. 7, 1999
14 (14-of-28)	at Washington State	Dec. 11, 1999
14 (14-of-26)	vs. San Diego State	Jan. 14, 2002
14 (14-of-25)	vs. IPFW	Jan. 11, 2003
14 (14-of-27)	vs. Pepperdine	Jan. 5, 2004
14 (14-of-27)	vs. TCU	Jan. 26, 2008

MOST 3-PT FIELD GOALS MADE (HALF)

10 (10-of-12)	vs. Fresno State (1st)	Jan. 16, 1993
10 (10-of-13)	vs. Fresno State (1st)	Feb. 25, 1995

MOST 3-PT FIELD GOAL ATTEMPTS

40 (12-of-40)	at New Mexico	Mar. 1, 2003
34 (11-of-34)	at San Diego State	Jan. 16, 1999
32 (12-of-32)	vs. Northern Iowa	Dec. 14, 2002
32 (8-of-32)	vs. Arizona (Miami, Fla., NCAA First Round)	Mar. 20, 2009
31 (12-of-31)	at Rhode Island	Dec. 9, 2006
30 (11-of-30)	Twice, last vs. UNLV	Mar. 8, 2002

HIGHEST 3-PT FIELD GOAL PCT.

(Minimum 8 Attempts)

.778 (7-of-9)	at Hawaii	Feb. 6, 1992
.714 (10-of-14)	vs. Denver	Dec. 9, 1989
.714 (10-of-14)	vs. Pepperdine	Dec. 1, 2001

HIGHEST 3-PT FIELD GOAL PCT. (HALF)

(Minimum 3 Attempts)

1.000 (3-of-3)	at Boise State (2nd)	Mar. 11, 1987
1.000 (3-of-3)	vs. UTEP	Mar. 3, 1988
.875 (7-of-8)	vs. Washington State (1st)	Dec. 16, 2000
.800 (8-of-10)	vs. IPFW (1st)	Jan. 11, 2003
.800 (4-of-5)	vs. New Mexico (1st)	Feb. 24, 2007

LOWEST 3-PT FIELD GOAL PCT.

.000 (0-of-14)	at Utah State	Dec. 29, 1990
.000 (0-of-12)	at Long Beach State	Dec. 5, 1998
.000 (0-of-8)	vs. Alaska-Anchorage	Dec. 29, 1988
.000 (0-of-8)	vs. Georgia State	Nov. 17, 2003
.067 (1-of-15)	at Hawai'i	Dec. 23, 2010
.100 (1-of-10)	vs. Air Force	Jan. 23, 1987
.100 (1-of-10)	vs. Colorado State	Mar. 2, 1989
.100 (1-of-10)	vs. San Diego State	Mar. 14, 2009

HIGHEST 3-PT FG PCT. (OPPONENT)

.650 (13-of-20)	at Colorado State	Feb. 10, 1996
-----------------	-------------------	---------------

LOWEST 3-PT FG PCT. (OPPONENT)

.000 (0-13)	vs. San Jose State	Nov. 30, 1991
.000 (0-of-6)	at American Univ.-P.R.	Nov. 23, 2000
.000 (0-of-11)	Savannah State	Dec. 13, 2003
.000 (0-of-10)	Morgan State (Daytona, Fla., Glenn Wilkes Classic)	Nov. 22, 2008
.059 (1-of-17)	at Tulsa	Feb. 22, 1997
.077 (1-of-13)	vs. Colorado State (Denver, Colo., MWC Tournament)	Mar. 10, 2005

MOST FREE THROWS MADE

44 (44-of-68)	vs. Stanford	Dec. 1, 1969
40 (40-of-45)	vs. Weber State	Nov. 20, 2010
39 (39-of-48)	vs. Washington State	Dec. 16, 2000
36 (36-of-41)	vs. Cal State-Fullerton	Dec. 27, 1995

MOST FREE THROW ATTEMPTS

68 (44-of-68)	vs. Stanford	Dec. 1, 1969
48 (39-of-48)	vs. Washington State	Dec. 16, 2000
45 (40-of-45)	vs. Weber State	Nov. 20, 2010
43 (35-of-43)	at Brigham Young	Mar. 2, 1996
41 (36-of-41)	vs. Cal State-Fullerton	Dec. 27, 1995

HIGHEST FREE THROW PERCENTAGE

(Minimum 15 Attempts)

.957 (22-of-23)	vs. UNLV	Feb. 21, 2000
.950 (19-of-20)	vs. Air Force	Jan. 28, 1988
.950 (19-of-20)	vs. Hawaii	Jan. 13, 1996
.944 (17-of-18)	vs. Missouri State	Dec. 15, 2007
.944 (17-of-18)	vs. Air Force	Jan. 14, 2009

HIGHEST FREE THROW PCT. (HALF)

(Minimum 12 Attempts)

1.000	Several Times, last vs. CSU (1st)	Feb. 19, 2001
-------	-----------------------------------	---------------

FEWEST FREE THROWS MADE

1 (1-of-6)	at Utah State	Dec. 17, 2002
2 (2-of-3)	vs. New Mexico	Jan. 20, 1967
2 (2-of-7)	vs. UC San Diego	Nov. 28, 1986
2 (2-of-6)	at Stony Brook	Nov. 23, 2003
2 (2-of-4)	vs. Northwestern (San Juan, P.R., Puerto Rico Shootout)	Dec. 21, 2006
2 (2-of-3)	at Air Force	Jan. 5, 2011

FEWEST FREE THROW ATTEMPTS

3 (2-of-3)	vs. New Mexico	Jan. 20, 1967
3 (2-of-3)	at Air Force	Jan. 5, 2011
4 (3-of-4)	vs. Loyola Marymount	Dec. 10, 1966
4 (2-of-4)	vs. Northwestern	Dec. 21, 2006

(San Juan, P.R., Puerto Rico Shootout)		
5 (4-of-5)	Four times, last vs. UTSA	Dec. 29, 2009

LOWEST FREE THROW PERCENTAGE

(Minimum 15 Attempts)

.278 (5-of-18)	vs. Gonzaga (Lahaina, Hawaii, Maui Invitational)	Nov. 25, 2002
.286 (6-of-21)	vs. Connecticut (New York, N.Y., Preseason NIT)	Nov. 28, 2003
.313 (5-of-16)	Three times, last vs. Texas Tech	Dec. 19, 1981

MOST REBOUNDS

81	vs. San Jose State	Dec. 23, 1966
80	vs. Arizona State	Jan. 12, 1968
76	vs. Connecticut	Jan. 1, 1969

FEWEST REBOUNDS

15	at Air Force	Jan. 19, 2006
16	at UTEP	Mar. 4, 1972
16	vs. Notre Dame	Feb. 21, 1987
16	at New Mexico	Jan. 21, 1988

MOST OFFENSIVE REBOUNDS

28	at Rice	Dec. 3, 2005
27	vs. Southern California	Dec. 23, 1995
22	vs. Weber State	Dec. 14, 1996

MOST ASSISTS

37	vs. Seattle	Dec. 19, 1985
36	vs. Brigham Young	Jan. 12, 1974
35	vs. San Diego State	Feb. 28, 1980

MOST BLOCKED SHOTS

13	vs. Oklahoma	Dec. 12, 2009
11	vs. Colorado State	Feb. 3, 2010
10	at San Jose State	Dec. 28, 1993
10	at Utah State	Dec. 15, 1988
10	at Weber State	Dec. 2, 2009
10	vs. UTSA	Dec. 29, 2009
10	vs. San Diego State	Jan. 19, 2010
10	vs. Grand Canyon	Nov. 12, 2010
10	vs. Boise State	Dec. 17, 2010

MOST STEALS

18	vs. Tennessee State	Nov. 22, 1985
17	vs. Santa Clara	Dec. 4, 1985
16	vs. San Diego State	Mar. 8, 1989

MOST FOULS COMMITTED

38	at Wyoming	Jan. 20, 2001
37	vs. Arizona State (Lahaina, Hawaii, Maui Invitational)	Nov. 27, 2002
36	Twice, most recent vs. Wyoming	Jan. 18, 1986

FEWEST FOULS COMMITTED

5	vs. UTEP	Jan. 30, 1976
7	vs. Southern California	Dec. 21, 1967

MOST PLAYERS DISQUALIFIED

5	at Brigham Young	Jan. 14, 1984
4	Several times, last at Utah St.	Dec. 5, 1987



Season Records - Team

WINS

1.	30 (30-4)	1990-91
	30 (30-4)	1997-98
3.	29 (29-4)	1996-97
	29 (29-6)	2004-05
5.	28 (28-6)	1994-95
	28 (28-5)	1998-99
7.	27 (27-7)	1995-96
8.	26 (26-3)	1959-60
9.	25 (25-5)	1980-81
	25 (25-8)	2002-03

WIN PCT.

(More than 15 games played)

1.	.897 (26-3)	1959-60
2.	.885 (23-3)	1961-62
3.	.882 (30-4)	1997-98
	.882 (30-4)	1990-91
5.	.879 (29-4)	1996-97
6.	.875 (21-3)	1912-13
7.	.857 (24-4)	1954-55
8.	.850 (17-3)	1909-10
9.	.848 (28-5)	1998-99
10.	.846 (22-4)	1943-44

GAMES PLAYED

1.	36	1950-51
2.	35	1991-92
	35	2004-05
4.	34	1949-50
	34	1990-91
	34	1994-95
	34	1995-96
	34	1997-98
	34	2008-09

ATTENDANCE AVG.

1.	14,281	1995-96
2.	14,047	1996-97
3.	14,038	1991-92
4.	13,987	1998-99
5.	13,818	1997-98
6.	13,447	1994-95
7.	13,358	1980-81
8.	13,248	1990-00
9.	13,230	1992-93
10.	13,102	1977-78

POINTS SCORED

1.	2,954	1965-66
2.	2,726	1973-74
3.	2,637	1994-95
4.	2,609	1995-96
5.	2,538	1960-61
6.	2,509	1990-91
7.	2,461	1969-70
8.	2,456	1996-97
9.	2,421	1959-60
	2,421	2008-09

SCORING AVG.

1.	95.3	1965-66
2.	90.9	1973-74
3.	89.9	1964-65

4.	87.9	1969-70
5.	86.0	1967-68
6.	85.7	1970-71
7.	85.4	1974-75
8.	84.8	1961-62
9.	83.6	1968-69
10.	83.5	1959-60

SCORING MARGIN

1.	19.1	1954-55
2.	16.0	1965-66
3.	15.9	1998-99
4.	13.5	1955-56
5.	12.9	1995-96

REBOUNDS

1.	1,758	1954-55
2.	1,722	1965-66
3.	1,626	1959-60
4.	1,592	1960-61
5.	1,559	1956-57
6.	1,538	1958-59
7.	1,535	1957-58
8.	1,522	1955-56
9.	1,517	1950-51
10.	1,408	1968-69

REBOUNDING AVG.

1.	62.8	1954-55
2.	57.7	1956-57
3.	56.9	1957-58
4.	56.1	1959-60
5.	55.6	1965-66
6.	54.9	1958-59
7.	54.4	1955-56
8.	54.2	1968-69
9.	53.9	1970-71
10.	52.3	1966-67

REBOUND MARGIN

1.	20.6	1954-55
2.	12.0	1959-60
3.	11.1	1957-58
4.	10.5	2004-05
5.	10.0	1997-98

FG MADE

1.	1,166	1965-66
2.	1,107	1973-74
3.	1,008	1960-61
4.	938	1959-60
5.	936	1976-77

FG ATTEMPTS

1.	2,447	1965-66
2.	2,268	1955-56
3.	2,234	1950-51
4.	2,208	1973-74
5.	2,204	1954-55

FG PCT.

1.	.540	1976-77
2.	.521	1980-81
3.	.519	1977-78

4.	.514	2004-05
5.	.506	1979-80

3-PT FG MADE

1.	242	2007-08
	242	2008-09
2.	236	2001-02
	236	2002-03
4.	235	1993-94

3-PT FG ATTEMPTS

1.	655	2008-09
2.	620	2002-03
3.	615	2007-08
	615	1998-99
4.	598	1994-95

3-PT FG PCT.

1.	.440	1987-88
2.	.414	2006-07
3.	.410	1992-93
4.	.405	2001-02
5.	.404	1989-90

FREE THROWS MADE

1.	649	1995-96
2.	622	1965-66
3.	617	1991-92
4.	614	1994-95
5.	605	1969-70

FREE THROW ATTEMPTS

1.	897	1991-92
2.	854	1965-66
3.	851	1990-91
4.	828	1995-96
5.	826	1994-95

FREE THROW PCT.

1.	.791	1992-93
2.	.784	1995-96
3.	.782	1976-77
4.	.781	2008-09
5.	.758	2007-08

ASSISTS

1.	574	1996-97
2.	554	1976-77
3.	551	1974-75
4.	549	1973-74
	549	1977-78

ASSISTS AVG.

1.	21.2	1974-75
2.	19.1	1976-77
3.	19.0	1975-76
4.	18.9	1977-78
5.	18.6	1979-80

BLOCKED SHOTS

1.	186	2009-10
2.	166	2008-09
3.	160	2010-11
4.	124	1988-89

124	2002-03	
5.	122	1998-99

STEALS

1.	248	1990-91
2.	244	1985-86
3.	237	1998-99
4.	217	1995-96
5.	216	1991-92

FOULS COMMITTED

1.	708	1978-79
2.	705	1988-89
3.	701	1991-92

TURNOVERS

1.	503	2004-05
2.	491	1988-89
3.	489	1991-92

LOWEST FG PCT.

1.	.294	1954-55
2.	.306	1949-50
3.	.328	1950-51
4.	.335	1956-57
5.	.338	1955-56

FEWEST AVG. PTS ALLOWED

1.	47.6	1948-49
2.	51.7	1949-50
3.	52.0	1950-51
4.	55.4	1951-52
5.	55.4	1998-99

LOWEST OPPONENT REBOUND AVG.

1.	23.6	2004-05
2.	26.8	2006-07
3.	27.1	1997-98
4.	27.2	2003-04
5.	27.8	1998-99

FEWEST OPPONENT FG MADE

1.	519	1966-67
2.	527	1980-81
3.	533	1976-77

FEWEST OPPONENT FG ATTEMPTS

1.	1,456	2001-02
2.	1,492	1981-82
3.	1,506	1987-88

LOWEST OPPONENT ASSISTS AVG.

1.	8.6	1977-78
2.	9.4	1997-98
3.	9.6	2003-04



Win/Loss Streaks

LONGEST OVERALL WINNING STREAKS

No.	Start of Streak	Last in Streak	Streak Broken
23	12/19/98 vs. LMU	3/12/99 vs. Arkansas State* [§]	3/14/99 vs. Miami-Ohio* [§]
18	11/15/97 vs. Cal St. Fullerton	1/29/98 vs. UTEP	2/1/98 at New Mexico
18	12/17/04 vs. No. Colorado	2/19/05 at Air Force	2/21/05 at New Mexico
17	12/4/90 vs. Utah State	1/31/91 at UTEP	2/2/91 at New Mexico
16	1/10/13 vs. Salt Lake HS	2/14/13 at Montana State	2/15/13 at Triple B
15	3/3/39 vs. BYU	1/19/40 vs. Wyoming	1/26/40 at Colorado
14	3/12/15 vs. BYU	2/7/17 vs. Western Arms	2/10/17 at BYU
14	11/12/43 vs. 18th Rep. Wing	1/29/44 at Fort Logan	1/31/44 at Fort Warren
14	1/14/60 at New Mexico	3/8/1960 vs. USC* [§]	3/11/60 vs. Oregon* [§]
14	12/28/80 vs. Cal St. Fullerton*	2/12/81 at San Diego State	2/14/81 at Hawaii
14	2/6/97 vs. BYU	3/20/97 vs. Stanford (OT)* [§]	3/22/97 vs. Kentucky* [§]

LONGEST HOME WINNING STREAKS

No.	Start of Streak	Last in Streak	Streak Broken
54	1/4/97 vs. Colorado State	11/29/2000 vs. Cardinal Stritch	12/9/2000 vs. TCU
38	1/22/60 vs. BYU	12/13/62 vs. South Dakota St.	12/15/62 vs. UTEP
33	1/3/54 vs. Idaho	12/8/56 vs. Arizona	12/14/56 vs. Oklahoma St.
27	1/29/94 vs. Wyoming	1/2/96 vs. BYU	1/8/96 vs. Fresno State
21	2/23/04 vs. New Mexico	12/10/05 vs. Southern Utah	12/17/05 vs. Airzona
20	11/24/90 vs. UC Davis	12/7/91 vs. Alaska-Fairbanks	12/10/91 vs. Utah State (OT)
19	3/19/92 vs. Ball State	11/30/93 vs. UC Irvine	12/9/93 vs. Arizona
18	1/3/59 vs. Miami-Ohio	1/4/60 vs. Montana	1/9/60 vs. Utah State
17	2/23/63 vs. BYU	2/28/64 vs. Arizona	2/29/64 vs. Arizona State
17	2/19/67 vs. Air Force	2/17/68 vs. New Mexico	11/30/68 vs. Oregon
16	2/28/80 vs. San Diego State	2/21/81 vs. UTEP	3/19/81 vs. North Carolina [§]
16	2/16/02 vs. Air Force	2/24/03 vs. BYU	3/6/03 vs. Colorado State
15	3/8/03 vs. Wyoming	2/9/04 vs. UNLV	2/21/04 vs. Air Force
14	3/15/13 vs. Colorado	2/12/15 vs. Utah State	2/15/15 vs. Illinois AC
14	12/27/77 vs. Weber State	12/9/78 vs. Denver	12/11/78 vs. Weber State
14	11/29/85 vs. Houston Baptist	3/1/86 vs. Colorado State	11/28/86 vs. San Diego

LONGEST ROAD AND NEUTRAL WINNING STREAKS

No.	Start of Streak	Last in Streak	Streak Broken
11	1/16/99 at San Diego State	3/12/99 vs. Arkansas State* [§]	3/14/99 vs. Miami-Ohio* [§]
10	1/8/38 at Hastings	12/23/38 at Gonzaga	12/26/38 at Idaho
10	12/29/59 vs. Minnesota*	3/8/60 vs. USC* [§]	3/11/60 vs. Oregon* [§]
9	2/18/39 at Colorado State	1/13/40 at Wyoming	1/26/40 at Colorado
9	2/8/97 at Colorado State	3/20/97 vs. Stanford* [§]	3/22/97 vs. Kentucky* [§]
9	11/19/97 at Weber State	1/24/98 at UNLV	2/1/98 at New Mexico
7	11/26/43 at Hill Field Fliers	1/29/44 at Fort Logan	1/31/44 at Fort Warren
7	12/27/44 vs. Kearns*	2/10/45 at Wyoming	3/23/45 vs. Okla. St.* [§]
7	12/10/48 at USC	1/8/49 at Colorado State	1/10/49 at Wyoming
7	12/28/80 vs. Cal St. Fullerton*	2/12/81 at San Diego State	2/14/81 at Hawaii
7	12/8/90 at UC Irvine	1/31/91 at UTEP	2/2/91 at New Mexico
7	12/22/04 at Cal Poly	2/19/05 at Air Force	2/21/05 at New Mexico

LONGEST LOSING STREAKS

No.	Start of Streak	Last in Streak	Streak Broken
9	12/30/35 vs. Nebraska	1/31/36 at Utah State	2/1/36 at Utah State
8	1/29/43 at BYU	2/20/43 at Wyoming	11/12/43 vs. 18th Rep. Wing
7	1/9/29 vs. BYU	3/2/29 at Montana State	12/6/29 vs. Fort Douglas
7	1/27/50 vs. Wyoming	2/10/50 at Utah State	2/11/50 vs. Utah State
7	12/22/10 vs. Butler*	1/11/11 vs. BYU	1/15/11 at Wyoming

6	2/28/25 vs. BYU	1/29/26 at Montana State	1/30/26 at Montana State
6	12/21/06 vs. Northwestern*	1/13/07 at New Mexico (OT)	1/16/07 vs. Air Force
5	1/29/31 at No. Colorado	1/15/32 vs. BYU	1/16/32 vs. BYU
5	1/18/68 at New Mexico	1/29/68 at Oregon	2/3/68 vs. Utah State
5	2/24/68 at BYU	12/2/68 at Stanford	12/6/68 vs. Washington
5	12/4/72 vs. Kansas State	12/16/72 vs. South Carolina	12/20/62 vs. Seattle
5	2/10/73 at Wyoming	2/24/73 at Arizona State	3/3/73 vs. BYU
5	12/16/81 at Santa Clara	12/30/81 vs. Columbia*	1/2/82 vs. New Mexico
5	12/8/83 at Weber State	12/29/83 vs. Texas	1/30/83 vs. UC Irvine
5	2/23/84 at Wyoming	3/3/84 vs. UTEP	3/5/84 vs. Hawaii#
5	1/7/06 at BYU	1/21/06 vs. UNLV	1/28/06 vs. TCU

LONGEST HOME LOSING STREAKS

No.	Start of Streak	Last in Streak	Streak Broken
4	2/11/09 vs. LDSU	3/6/09 vs. LDSU	11/20/06 vs. YMCA
4	2/28/25 vs. BYU	2/19/26 vs. Utah State	2/20/26 vs. Utah State
4	1/27/28 vs. BYU	2/25/28 vs. Montana State	12/13/28 vs. Dixie
4	12/30/35 vs. Nebraska	2/14/36 vs. Westminster (UT)	2/14/36 vs. BYU
4	12/4/72 vs. Kansas State	12/16/72 vs. South Carolina	12/20/72 vs. Seattle
4	2/16/89 vs. New Mexico	3/4/89 vs. Wyoming	3/8/89 vs. San Diego St.#

LONGEST ROAD AND NEUTRAL LOSING STREAKS

No.	Start of Streak	Last in Streak	Streak Broken
15	2/9/52 at Montana	12/19/53 at Tulsa	12/21/53 at Arizona
14	1/15/82 at BYU	1/22/83 at Air Force	1/24/83 at Colorado State
12	1/21/84 at Hawaii	1/10/85 at San Diego State	1/12/85 at Hawaii
11	1/18/68 at New Mexico	12/23/68 at Michigan	1/3/69 at USC
9	3/3/28 at Utah State	3/2/29 at Montana State	12/23/29 at UCLA
9	1/9/50 at Wyoming	12/8/50 at USC	12/9/50 at Loyola-Calif.
9	1/5/94 at New Mexico	2/26/94 vs. BYU* [#]	11/21/94 vs. Indiana*
7	12/21/35 at Idaho State	1/31/36 at Utah State	2/1/36 at Utah State
7	12/26/42 at Montana	2/20/43 at Wyoming	11/26/43 vs. Hill Field Fliers*
7	2/10/73 at Wyoming	1/17/74 at Utah State	1/31/74 at Wyoming

* = neutral site

§ = NCAA tournament

^ = NIT tournament

= conference tournament



Misc. Team Records and Milestones

RECORD IN OVERTIME GAMES

	Overall	Home	Away	Neutral	Conf.	Postseason	Last Time
Single Overtime Games	41-27	20-9	17-13	4-5	27-15	5-4	Feb. 13, 2010
Double Overtime Games	4-5	2-1	0-4	2-0	2-2	2-0	Feb. 24, 2007
Triple Overtime Games	4-2	0-0	4-2	0-0	3-1	0-0	Dec. 3, 2005
Quadruple Overtime Games	0-1	0-0	0-0	0-1	0-0	0-1	Mar. 25, 1961
Totals	49-35	22-10	21-19	6-6	32-18	7-5	

Triple Overtime Games

Feb. 17, 1922	at Utah State	W	43-41
Feb. 23, 1973	at Arizona	L	95-101
Dec. 5, 1981	at Weber State	W	68-67
Mar. 5, 1983	at Brigham Young	W	64-62
Mar. 2, 1985	at Brigham Young	W	86-85
Dec. 3, 2005	at Rice	L	94-96

Quadruple Overtime Games

Mar. 25, 1961	vs. St. Joseph's (PA)	L	120-127
---------------	-----------------------	---	---------

Kansas City, Mo.

CONSECUTIVE FREE THROWS MADE

One Game

23 Mike Newlin vs. Stanford, Dec. 1, 1969

Over Two Games

17 Marc Jackson vs. BYU (13-for-13), Jan. 25, 2003 and Air Force (4-for-4), Feb. 1, 2003

Over Three Games


21 Nick Jacobson vs. UNLV (8-for-8), Jan. 12, 2004; Wyoming (7-for-7), Jan. 17, 2004; Colorado State (made first 6), Jan. 19, 2004

One Season


39 Keith Van Horn, 1995-96
32 Nick Jacobson, 2000-01
32 Nick Jacobson, 2002-03

Over Two Seasons

42 Jeff Jonas, 1975-76 through 1976-77



Mike Newlin, who went on to play with the Houston Rockets and other NBA teams, set the school record for consecutive free throws made in a game with 23 against Stanford on Dec. 1, 1969.



Andre Miller, who recently completed his 14th year in the NBA, has one of just two triple-doubles in Utah history. Incidentally, the only other one was accomplished the next year by Alex Jensen.

UTAH'S RECORD WHEN...

Scoring

	Record	Pct.
110 Points or More	22-1	.957
100-109 Points	77-4	.951
90-99 Points	147-20	.880
80-89 Points	298-48	.861
70-79 Points	331-130	.718
60-69 Points	318-224	.587
50-59 Points	173-174	.496
40-49 Points	158-97	.619
30-39 Points	111-109	.505
20-29 Points	28-73	.277
10-19 Points	0-12	.000
9 Points or Less	1-1	.500

Allowing

	Record	Pct.
110 Points or More	0-7	.000
100-109 Points	8-17	.320
90-99 Points	35-64	.354
80-89 Points	111-120	.481
70-79 Points	241-216	.527
60-69 Points	348-167	.679
50-59 Points	325-103	.759
40-49 Points	203-105	.659
30-39 Points	187-78	.706
20-29 Points	154-16	.906
10-19 Points	45-0	1.000
9 Points or Less	7-0	1.000

UTE MILESTONES

Wins

1	Jan. 21, 1909 vs. Salt Lake HS (31-26)
100	Feb. 22, 1919 at BY College (37-16)
200	Feb. 12, 1932 vs. Montana State (43-22)
300	Dec. 9, 1939 vs. Idaho State (43-28)
400	Feb. 1, 1946 at Utah State (34-31)
500	Nov. 30, 1951 vs. Washington (62-61)
600	Feb. 21, 1957 vs. Brigham Young (88-66)
700	Dec. 22, 1961 vs. Arizona State (102-89)
800	Feb. 18, 1967 vs. Air Force (68-56)
900	Feb. 1, 1974 at Colorado State (76-68)
1,000	Jan. 8, 1979 vs. U.S. International (88-67)
1,100	Jan. 31, 1985 vs. Hawaii (78-64)
1,200	Dec. 6, 1990 vs. Oregon (95-81)
1,300	Jan. 14, 1995 vs. San Diego State (67-56)
1,400	Mar. 21, 1998 vs. Arizona (76-51) at Anaheim, Calif.
1,500	Dec. 30, 2002 vs. Alabama (51-49)
1,600	Dec. 5, 2007 vs. Utah State (72-48)

Losses

1	Dec. 10, 1908 vs. YMCA (22-37)
100	Jan. 10, 1930 at Utah State (40-47)
200	Feb. 13, 1942 vs. Colorado (48-49)
300	Jan. 24, 1953 vs. Wyoming (51-54)
400	Jan. 3, 1966 at Miami-Fla. (87-88)
500	Dec. 28, 1974 vs. North Carolina (91-94)
600	Feb. 27, 1984 at Colorado State (59-66)
700	Dec. 12, 1992 at Arizona (64-78)
800	Dec. 3, 2005 at Rice (94-96)



Game Records - Individual

MOST POINTS

- 60 Billy McGill vs. Brigham Young, Feb. 24, 1962
- 53 Billy McGill vs. Montana, Feb. 10, 1962
- 51 Billy McGill vs. West Texas State, Dec. 6, 1961
- 50 Billy McGill vs. Wyoming, 1962
- 48 Jerry Chambers vs. Brigham Young, Feb. 5, 1966
- 47 Billy McGill vs. Arizona State, 1962
- 47 Jerry Chambers vs. Seattle, Feb. 28, 1966
- 45 Billy McGill vs. New Mexico, 1962
- 44 Luther Burden vs. Denver, Nov. 30, 1974
- 44 Luther Burden vs. North Carolina, Dec. 28, 1974
- 43 Art Bunte vs. Utah State, 1955
- 43 Jerry Chambers vs. Wyoming, Feb. 25, 1966
- 43 Billy McGill vs. Arizona State, 1962
- 43 Billy McGill vs. BYU, 1962
- 43 Billy McGill vs. Denver, 1962
- 42 Billy McGill vs. Denver, 1962
- 41 Billy McGill vs. Loyola (Calif.), 1961
- 41 Billy McGill vs. Denver, 1962
- 41 Kelvin Upshaw vs. Utah State, Nov. 24, 1984
- 41 Keith Van Horn vs. Weber State, Dec. 14, 1996
- 40 Luther Burden vs. West Virginia, Dec. 14, 1974
- 40 Billy McGill vs. Utah State, 1961
- 40 Jerry Chambers vs. Pacific, 1966
- 40 Merv Jackson, vs. Utah State, Feb. 3, 1968
- 40 Keith Van Horn vs. TCU, Feb. 15, 1997

MOST REBOUNDS

- 24 Billy McGill vs. UCLA, Dec. 29, 1961
- 23 Billy McGill vs. Los Angeles State, Dec. 14, 1961
- 22 Mike Sojourner vs. Utah State, Jan. 18, 1973
- 22 Josh Grant vs. BYU, Feb. 27, 1993
- 21 John Allen vs. Michigan State, Dec. 21, 1962
- 21 Danny Vranes vs. Utah State, Dec. 4, 1979
- 21 Watkins Singletery vs. Nevada, Dec. 22, 1987
- 20 Tom Chambers vs. Utah State, Dec. 19, 1979
- 20 Andrew Bogut vs. New Mexico, Jan. 22, 2005
- 19 Josh Grant vs. New Mexico, Feb. 16, 1989
- 18 Mitch Smith, 3 times, last vs. CSU, Jan. 3, 1987
- 18 Andrew Bogut, 2 times, last vs. CSU, Jan. 17, 2005
- 17 Mike Sojourner, 3 times, last vs. ASU, Jan. 25, 1973
- 17 Keith Van Horn, 2 times, last vs. Fresno St., Jan. 8, 1996
- 17 Andrew Bogut, 4 times, last vs. CSU, Mar. 10, 2005

MOST FIELD GOALS MADE

- 27 Billy McGill vs. Brigham Young, Feb. 24, 1962

MOST FIELD GOALS ATTEMPTED

- 38 Billy McGill vs. Brigham Young, Feb. 24, 1962

HIGHEST FIELD GOAL PERCENTAGE

(Minimum 8 Attempts)

- 1.000 Hanno Möttölä vs. LMU (10-of-10), Nov. 25, 1997
- 1.000 Andre Miller vs. San Jose St. (9-of-9), Jan. 23, 1999
- 1.000 Nate Althoff vs. San Diego St. (8-of-8), Jan. 10, 2000
- 1.000 Andrew Bogut vs. UW, (8-of-8), Nov. 25, 2005
- 1.000 Luke Nevill vs. Air Force (8-of-8), Jan. 16, 2007
- 1.000 Luke Nevill vs. Dixie State (8-of-8), Jan. 9, 2008
- .916 Josh Grant vs. Mont. Tech (11-of-12), Dec. 1, 1992

MOST 3-PT FIELD GOALS MADE

- 8 Johnnie Bryant vs. TCU (8-of-14), Jan. 26, 2008
- 7 Phil Dixon vs. Wichita State (7-of-8), Dec. 22, 1990

- 7 Nick Jacobson, twice, last vs. SDSU (7-of-11), Mar. 11, 2004
- 7 Phil Cullen vs. Indiana (7-of-8), Mar. 14, 2002
- 7 Johnnie Bryant vs. Virginia (7-of-13), Dec. 20, 2006
- 6 Van Gray vs. Iona (6-of-9), Nov. 26, 1988
- 6 Keith Van Horn vs. UNM (6-of-9), Mar. 1, 1997
- 6 Jeremy Killion, twice, last vs. WSU, (6-of-13), Dec. 11, 1999
- 6 Nick Jacobson, 4 times, last vs. UNLV (6-of-10), Mar. 13, 2004
- 6 Shaun Green vs. Weber St. (6-of-10), Nov. 28, 2007
- 6 Johnnie Bryant vs. Air Force (6-of-14), Jan. 5, 2008
- 6 Shaun Green vs. TCU (6-of-9), Mar. 7, 2009

MOST 3-PT FIELD GOALS ATTEMPTED

- 14 Johnnie Bryant vs. TCU (8-of-14), Jan. 26, 2008
- 14 Johnnie Bryant vs. Air Force (6-of-14), Jan. 5, 2008
- 13 Jeremy Killion vs. Wash. St. (6-of-13), Dec. 11, 2000
- 13 Johnnie Bryant vs. Virginia (7-of-13), Dec. 20, 2006
- 13 Johnnie Bryant vs. URI (4-of-13), Dec. 9, 2006
- 12 Nick Jacobson vs. ASU (5-of-12), Nov. 27, 2002
- 12 Nick Jacobson vs. Wyoming (2-of-12), Feb. 16, 2004
- 11 Gale Gondrezick vs. Denver (5-of-11), Dec. 19, 1986
- 11 Van Gray vs. Florida (5-of-11), Nov. 27, 1989
- 11 Phil Dixon vs. BYU (5-of-11), Mar. 7, 1992
- 11 Nick Jacobson, 6 Times, last vs. BYU (4-of-11), Mar. 12, 2004
- 11 Nick Jacobson vs. Oregon (5-of-11), Mar. 21, 2003
- 11 Lawrence Borha vs. Arizona (3-of-11), Mar. 20, 2009
- 11 Shaun Green vs. Arizona (2-of-11), Mar. 20, 2009
- 11 Marshall Henderson at Pepperdine (3-of-11), Dec. 23, 2009
- 11 Marshall Henderson vs. Michigan (4-of-11), Dec. 9, 2009

HIGHEST 3-PT FG PERCENTAGE

(Minimum 5 Attempts)

- 1.000 Byron Wilson vs. San Diego St. (5-of-5), Feb. 9, 1992
- 1.000 Phil Dixon vs. BYU (5-of-5), Feb. 27, 1993
- 1.000 Phil Cullen vs. UNLV (5-of-5), Feb. 21, 2000
- 1.000 Shaun Green vs. Wash. St. (5-of-5), Dec. 2, 2006
- .875 Phil Dixon vs. Wichita St. (7-of-8), Dec. 22, 1990
- .875 Phil Cullen vs. Indiana (7-of-8), Mar. 14, 2002

MOST FREE THROWS MADE

- 23 Mike Newlin vs. Stanford (23-of-25), Dec. 1, 1969
- 18 Keith Van Horn vs. TCU (18-of-18), Feb. 15, 1997
- 17 Merv Jackson vs. Stanford (17-of-17), Dec. 16, 1967
- 17 Andrew Bogut vs. CSU (17-of-19), Feb. 12, 2005
- 16 Keith Van Horn vs. BYU (16-of-16), Mar. 2, 1996

MOST FREE THROWS ATTEMPTED

- 25 Mike Newlin vs. Stanford (23-of-25), Dec. 1, 1969
- 18 Keith Van Horn vs. TCU (18-of-18), Feb. 15, 1997
- 19 Andrew Bogut vs. CSU (17-of-19), Feb. 12, 2005
- 17 Merv Jackson vs. Stanford (17-of-17), Dec. 16, 1967
- 16 Keith Van Horn vs. BYU (16-of-16), Mar. 2, 1996
- 16 Britton Johnsen vs. Colo. St. (7-of-16), Feb. 2, 2002
- 16 Luke Nevill vs. SW Baptist (10-of-16), Nov. 15, 2008

HIGHEST FREE THROW PERCENTAGE

(Minimum 10 Attempts)

- 1.000 Keith Van Horn vs. TCU (18-of-18), Feb. 15, 1997
- 1.000 Merv Jackson vs. Stanford (17-of-17), Dec. 16, 1967
- 1.000 Keith Van Horn vs. BYU (16-of-16), Mar. 2, 1996
- 1.000 Peter Williams vs. CSU (13-of-13), Feb. 5, 1982
- 1.000 Marc Jackson vs. BYU (13-of-13), Jan. 25, 2003
- 1.000 Jeff Jonas vs. UNLV (12-of-12), Dec. 7, 1976
- 1.000 Jeff Jonas vs. Arizona (12-of-12), Feb. 19, 1977

- 1.000 Danny Vranes vs. Louisville (12-of-12), Dec. 12, 1980
- 1.000 Josh Grant vs. Fresno State (12-of-12), Feb. 20, 1993
- 1.000 Keith Van Horn vs. CSU (12-of-12), Feb. 8, 1997
- 1.000 Michael Doleac vs. Stanford (12-of-12), Mar. 20, 1997
- 1.000 Andre Miller vs. Oregon St. (12-of-12), Dec. 20, 1997
- 1.000 Jeff Jonas vs. Arizona St. (11-of-11), Jan. 22, 1977
- 1.000 Nick Jacobson vs. Air Force (10-of-10), Mar. 3, 2003
- 1.000 Carlton Brown vs. Seattle (10-of-10), Nov. 24, 2009

MOST ASSISTS


- 16 Scott Jones vs. Brigham Young, Jan. 12, 1974
- 16 Jeff Jonas, 5 times
- 15 Scott Martin vs. Weber State, Dec. 20, 1977
- 14 Scott Martin vs. Brigham Young, Feb. 9, 1980

MOST STEALS

- 8 Brandon Jessie vs. San Diego St., Jan. 15, 1996
- 7 Andre Miller vs. Fresno State, Jan. 25, 1999
- 7 Will Clyburn vs. Pepperdine, Dec. 7, 2010
- 6 Several times, most recently by Will Clyburn (7) vs. Pepperdine, Dec. 7, 2010

MOST BLOCKED SHOTS

- 10 David Foster at Weber State, Dec. 2, 2009
- 9 David Foster vs. Colorado State, Feb. 3, 2010
- 7 David Foster vs. New Mexico, Feb. 13, 2010
- 7 David Foster at LSU, Jan 2, 2010
- 7 David Foster vs. Butler, Dec. 22, 2010
- 7 Larry Cain vs. San Jose State, Dec. 28, 1993
- 7 Luke Nevill vs. Colorado State, Feb. 18, 2009
- 6 Several times, most recently by David Foster vs. UNLV, Mar. 5, 2011



Billy McGill (left) owns the top four single-game scoring records in Utah history and is the only Ute ever to reach 50 points in a game. McGill led the nation in scoring in the 1961-62 season with 38.8 points per game.



Season Records - Individual


SCORING

1. Billy McGill, 1961-62	1,009
2. Jerry Chambers, 1965-66	892
3. Billy McGill, 1960-61	862
4. Luther Burden, 1974-75	747
5. Mike Newlin, 1969-70	729
6. Andrew Bogut, 2004-05	715
7. Luther Burden, 1973-74	712
8. Keith Van Horn, 1996-97	705
9. Keith Van Horn, 1994-95	694
10. Keith Van Horn, 1995-96	686
11. Mervin Jackson, 1967-68	622
12. Art Bunte, 1955-56	614
13. Jeff Judkins, 1976-77	597
14. Josh Grant, 1990-91	595
15. Luke Nevill, 2008-09	571

SCORING AVERAGE

Min. 500 Points (Points-Games)

1. Billy McGill, 1961-62 (1009-26)	38.8
2. Jerry Chambers, 1965-66 (892-31)	28.7
Luther Burden, 1974-75 (747-26)	28.7
4. Billy McGill, 1960-61 (862-31)	27.8
5. Mike Newlin, 1969-70 (729-28)	26.0
6. Mervin Jackson, 1967-68 (622-26)	23.9
7. Luther Burden, 1973-74 (712-30)	23.7
8. Keith Van Horn, 1996-97 (705-32)	22.0
9. Art Bunte, 1955-56 (614-28)	21.9
10. Mike Newlin, 1970-71 (568-26)	21.8
11. Keith Van Horn, 1995-96 (686-32)	21.4
12. Mike Newlin, 1968-69 (552-26)	21.2
13. Keith Van Horn, 1994-95 (694-33)	21.0
14. Jeff Judkins, 1976-77 (597-29)	20.6
15. Andrew Bogut, 2004-05 (715-35)	20.4



Jerry Chambers had the second-most points in a single season with 892 in 1965-66. He also cracked the top 10 for rebounds, field goals and free throws that season.

TOTAL REBOUNDS

1. Billy McGill, 1960-61	430
2. Andrew Bogut, 2004-05	427
3. Mike Sojourner, 1973-74	402
4. Billy McGill, 1961-62	391
5. Jerry Chambers, 1965-66	360
6. Gery Bergen, 1954-55	358
7. Mike Sojourner, 1972-73	331
Josh Grant, 1992-93	331
9. Art Bunte, 1954-55	330
10. Andrew Bogut, 2003-04	326

REBOUND AVERAGE

Min. 200 Rebounds (Rebounds-Games)

1. Billy McGill, 1961-62 (391-26)	15.0
2. Billy McGill, 1960-61 (430-31)	13.9
3. Mike Sojourner, 1973-74 (402-30)	13.4
4. Gary Bergen, 1954-55 (358-28)	12.8
5. Mike Sojourner, 1972-73 (331-27)	12.2
Andrew Bogut, 2004-05 (427-35)	12.2
7. Gary Bergen, 1955-56 (312-26)	12.0
8. Art Bunte, 1954-55 (330-28)	11.8
9. Ken Gardner, 1970-71 (305-26)	11.7
10. Jerry Chambers, 1965-66 (360-31)	11.6

OFFENSIVE REBOUNDS


1. Andrew Bogut, 2004-05	130
2. Alex Jensen, 1998-99	109
3. Andrew Bogut, 2003-04	106
4. Mitch Smith, 1988-89	104
5. Josh Grant, 1992-93	101
6. Walter Watts, 1990-91	95
Michael Doleac, 1996-97	95
8. Mitch Smith, 1986-87	86
Josh Grant, 1990-91	86
Brandon Jessie, 1994-95	86

DEFENSIVE REBOUNDS

1. Andrew Bogut, 2004-05	297
2. Keith Van Horn, 1996-97	250
3. Luke Nevill, 2008-09	239
4. Josh Grant, 1992-93	230
5. Andrew Bogut, 2003-04	220
6. Keith Van Horn, 1995-96	214
7. Mitch Smith, 1987-88	212
8. Keith Van Horn, 1994-95	209
9. Michael Doleac, 1995-96	186
10. Josh Grant, 1990-91	185

FIELD GOALS MADE

1. Billy McGill, 1961-62	394
2. Jerry Chambers, 1965-66	343
3. Billy McGill, 1960-61	342
4. Luther Burden, 1974-75	295
5. Luther Burden, 1973-74	288
6. Andrew Bogut, 2004-05	281
7. Keith Van Horn, 1996-97	248
8. Mervin Jackson, 1967-68	247
9. Keith Van Horn, 1994-95	246
10. Mike Newlin, 1969-70	242



Mike Sojourner had 402 rebounds in 1973-74 to record the third-most in a season at Utah.

FIELD GOAL ATTEMPTS

1. Billy McGill, 1961-62	705
2. Billy McGill, 1960-61	649
3. Jerry Chambers, 1965-66	614
4. Luther Burden, 1974-75	580
5. Art Bunte, 1955-56	565
6. Luther Burden, 1973-74	559
7. Glen Smith, 1950-51	541
8. Glen Smith, 1951-52	527
Mike Newlin, 1969-70	527
10. Keith Van Horn, 1996-97	504

FIELD GOAL PERCENTAGE

Min. 100 Attempts (FG-FGA)

1. Chris Jackson, 2005-06 (74-104)712
2. Luke Nevill, 2006-07 (181-284)637
3. Andrew Bogut, 2004-05 (281-453)620
4. Jason Washburn, 2010-11 (76-123)618
5. Antoine Davison, 1991-92 (74-120)617
6. Danny Vranes, 1978-79 (180-292)616
7. Nate Althoff, 2000-01 (85-139)612
8. Albert Springs, 1986-87 (135-221)611
9. Luke Nevill, 2008-09 (201-331)607
10. Nate Althoff, 1998-99 (64-106)604

3-PT FIELD GOALS MADE

1. Nick Jacobson, 2003-04	99
2. Johnnie Bryant, 2007-08	89
3. Johnnie Bryant, 2006-07	88
4. Nick Jacobson, 2002-03	80
5. Shaun Green, 2008-09	75
6. Nick Jacobson, 2001-02	71
7. Lawrence Borha, 2008-09	69



Season Records - Individual

8. Phil Dixon, 1991-92	68
Johnnie Bryant, 2005-06	68
10. Marshall Henderson, 2009-10.....	65

3-PT FIELD GOAL ATTEMPTS

1. Nick Jacobson, 2003-04.....	227
2. Johnnie Bryant, 2006-07	208
3. Johnnie Bryant, 2007-08	201
4. Marshall Henderson, 2009-10.....	194
5. Shaun Green, 2008-09	192
6. Nick Jacobson, 2002-03.....	189
7. Jeremy Killion, 1998-99.....	177
8. Lawrence Borha, 2008-09	173
9. Phil Dixon, 1991-92	167
10. Nick Jacobson, 2001-02.....	160

3-PT FIELD GOAL PERCENTAGE

Min. 75 Attempts (3FG-FGA)

1. Shaun Green, 2006-07 (64-125).....	.512
2. Alex Jensen, 1999-00 (52-113).....	.460
3. Phil Dixon, 1992-93 (56-122).....	.459
Johnnie Bryant, 2005-06 (68-148).....	.459
5. Jimmy Carroll, 1993-94 (41-90).....	.456
Drew Hansen, 1997-98 (41-90).....	.456
Mark Rydalch, 1994-95 (36-79).....	.456
8. Marc Jackson, 2004-04 (61-134).....	.455
9. Nick Jacobson, 2001-02 (71-160).....	.444
10. Chris Fulton, 1987-88 (39-88).....	.443
Keith Van Horn, 1993-94 (35-79).....	.443
Johnnie Bryant, 2007-08 (89-201).....	.443

FREE THROWS MADE

1. Mike Newlin, 1969-70	245
2. Billy McGill, 1961-62	221
3. Jerry Chambers, 1965-66	206
4. Mike Newlin, 1968-69	188
5. Billy McGill, 1960-61	178
6. Michael Doleac, 1997-98	173
7. Art Bunte, 1955-56.....	172
8. Luke Nevill, 2008-09.....	169
9. Glen Smith, 1951-52	167
10. Danny Vranes, 1980-81	164

FREE THROW ATTEMPTS

1. Billy McGill, 1961-62	302
2. Mike Newlin, 1969-70	281
3. Jerry Chambers, 1965-66	252
4. Billy McGill, 1960-61	249
5. Mike Newlin, 1968-69	226
6. Glen Smith, 1951-52	219
7. Art Bunte, 1955-56.....	217
8. Art Bunte, 1954-55.....	216
9. Michael Doleac, 1997-98	215
Luke Nevill, 2008-09.....	215

FREE THROW PERCENTAGE

Min. 100 Attempts (FT-FTA)

1. Josh Grant, 1992-93 (104-113).....	.920
2. Keith Van Horn, 1996-97 (151-167)904
3. Jeff Jonas, 1976-77 (118-133).....	.887
4. Mike Newlin, 1969-70 (245-281)871

5. Luka Drca, 2009-10 (96-112).....	.857
Marc Jackson, 2004-05 (114-133).....	.857
6. Keith Van Horn, 1994-95 (143-167)856
7. Jimmy Soto, 1991-92 (130-152).....	.855
8. Keith Van Horn, 1995-96 (160-188)851
9. Doug Moon, 1963-64 (114-135).....	.844
10. Jeff Jonas, 1975-76 (85-101).....	.842
Marc Jackson, 2002-03 (101-120).....	.842

ASSISTS

1. Jeff Jonas, 1976-77	309
2. Jeff Jonas, 1975-76	223
Scott Martin, 1980-81	223
4. Jeff Jonas, 1974-75	204
5. Andre Miller, 1996-97	201
6. Pace Mannion, 1981-82	192
7. Andre Miller, 1998-99	186
8. Andre Miller, 1997-98	177
9. Scott Martin, 1978-79	167
10. Andre Miller, 1995-96	157

ASSISTS AVERAGE

1. Jeff Jonas, 1976-77 (309-29)	10.7
2. Jeff Jonas, 1975-76 (223-27)	8.3
3. Jeff Jonas, 1974-75 (204-26)	7.8
4. Scott Martin, 1980-81 (223-30).....	7.4
5. Pace Mannion, 1981-82 (192-28).....	6.9
6. Andre Miller, 1996-97 (201-33).....	6.1
7. Scott Martin, 1978-79 (167-30).....	5.6
Andre Miller, 1998-99 (186-33).....	5.6
9. Andre Miller, 1997-98 (177-34).....	5.2
10. Manny Hendrix, 1983-84 (154-30).....	5.1

BLOCKED SHOTS

1. David Foster, 2009-10	115
2. David Foster, 2010-11	99
3. Luke Nevill, 2008-09.....	92
4. Andrew Bogut, 2004-05.....	65
5. Mitch Smith, 1988-89.....	55
6. Luke Nevill, 2007-08.....	53
7. Andrew Bogut, 2003-04.....	44
8. Larry Cain, 1992-93.....	43
Nate Althoff, 1998-99.....	43
10. Josh Grant, 1990-91	41
Keith Van Horn, 1993-94.....	41

STEALS

1. Andre Miller, 1998-99	84
2. Andre Miller, 1997-98	73
3. Pace Mannion, 1982-83	63
4. Josh Grant, 1990-91	61
5. Andre Miller, 1996-97	59
6. Scott Martin, 1980-81	53
7. Kelvin Upshaw, 1983-84.....	52
8. Josh Grant, 1989-90	50
9. Pace Mannion, 1981-82	48
10. Kelvin Upshaw, 1985-86.....	45
Gale Gondrezick, 1986-87	45

GAMES PLAYED

1. Kent Bates, 1950-51	36
------------------------------	----

Glen Smith, 1950-51	36
3. Glen Stanford, 1950-51	35
Phil Dixon, 1991-92	35
Jimmy Soto, 1991-92.....	35
Tyrone Tate, 1991-92	35
Byron Wilson, 1991-92.....	35
Andrew Bogut, 2004-05	35
Marc Jackson, 2004-05.....	35
Bryant Markson, 2004-05	35

MINUTES

1. Andrew Bogut, 2004-05	1,224
2. Marc Jackson, 2004-05.....	1,221
3. Pace Mannion, 1982-83	1,195
4. Nick Jacobson, 2003-04.....	1,167
5. Albert Springs, 1986-87.....	1,115
6. Tommy Connor, 1989-90.....	1,105
Nick Jacobson, 2002-03.....	1,105
8. Jeff Judkins, 1976-77	1,102
9. Andre Miller, 1998-99	1,092
10. Mark Lenoir, 1988-89	1,089

MINUTES AVERAGE

1. Jeff Judkins, 1976-77	38.0
2. Pace Mannion, 1981-82	37.9
3. Jeff Judkins, 1977-78.....	37.3
Pace Mannion, 1982-83	37.3
5. Albert Springs, 1986-87.....	37.2
6. Tommy Connor, 1989-90.....	36.8
7. Luther Burden, 1974-75	35.9
8. Jeff Judkins, 1975-76	35.7
9. Gale Gondrezick, 1986-87	35.6
Mitch Smith, 1986-87.....	35.6

PERSONAL FOULS

1. Glen Smith, 1950-51	124
2. Chris Winans, 1983-84	116
3. Tom Chambers, 1978-79	114
4. Glen Smith, 1949-50	113
5. Kent Bates, 1950-51	112
6. Jimmy Madison, 1986-87	111
7. Chris Winans, 1982-83	109
Mitch Smith, 1988-89.....	109
9. Billy McGill, 1960-61	108
Jim Mahler, 1968-69.....	108

DISQUALIFICATIONS

1. Jim Mahler, 1968-69.....	11
2. Lyndon Mackay, 1967-68	10
Kelvin Upshaw, 1983-84	10
4. Glen Smith, 1951-52	9
Chris Winans, 1982-83	9
Chris Winans, 1983-84	9
7. Alden Lewis, 1952-53.....	8
Charles Menatti, 1973-74.....	8
Greg Deane, 1976-77	8
Jimmy Madison, 1986-87	8
Mitch Smith, 1988-89.....	8



Career Records

SCORING

1. Keith Van Horn, 1993-97	2,542
2. Billy McGill, 1959-62	2,321
3. Josh Grant, 1987-93	2,000
4. Luke Nevill, 2005-09	1,898
5. Mike Newlin, 1968-71	1,849
6. Luther Burden, 1972-75	1,790
7. Jeff Judkins, 1974-78	1,740
8. Danny Vranes, 1977-81	1,701
9. Tom Chambers, 1977-81	1,698
10. Mitch Smith, 1985-89	1,628
11. Andre Miller, 1995-99	1,618
Nick Jacobson, 2000-04	1,618
13. Glen Smith, 1948-52	1,531
14. Michael Doleac, 1994-98	1,519
15. Manny Hendrix, 1982-86	1,493
16. Hanno Möttölä, 1996-00	1,492
17. Buster Matheney, 1974-78	1,485
18. Mervin Jackson, 1965-68	1,458
19. Jerry Chambers, 1963-66	1,400
20. Johnnie Bryant, 2005-08	1,301
21. Ken Gardner, 1968-71	1,291
22. Alex Jensen, 1994-95, 97-00	1,279
23. Kelvin Upshaw, 1983-86	1,229
24. Greg Deane, 1975-79	1,212
25. Jimmy Soto, 1989-93	1,153
26. Art Bunte, 1954-56	1,152
27. George Fisher, 1963-66	1,134
28. Charles Menatti, 1972-76	1,130
29. Andrew Bogut, 2003-05	1,126
30. Shaun Green, 2005-09	1,118
31. Byron Wilson, 1990-93	1,087
32. Britton Johnsen, 1997-98, 2000-03	1,051
33. Angelo Robinson, 1980-84	1,020
34. Pace Mannion, 1979-83	1,018

SCORING AVERAGE

Min. 750 Points (Points-Games)

1. Billy McGill, 1959-62 (2321-86)	27.0
2. Jerry Chambers, 1964-66 (1400-57)	24.6
3. Mike Newlin, 1968-71 (1849-80)	23.1
4. Luther Burden, 1972-75 (1790-80)	22.4
5. Keith Van Horn, 1993-97 (2542-122)	20.8
6. Art Bunte, 1954-56 (1152-56)	20.6
7. Mervin Jackson, 1965-68 (1458-83)	17.6
8. Jerry Stroman, 1984-86 (896-53)	16.9
9. Andrew Bogut, 2003-05 (1126-68)	16.6
10. Ken Gardner, 1968-71 (1291-79)	16.3
11. Jeff Judkins, 1974-78 (1740-108)	16.1
12. Glen Smith, 1948-52 (1531-98)	15.6
13. Danny Vranes, 1977-81 (1701-111)	15.3
Josh Grant, 1987-93 (2000-131)	15.3
15. Luke Nevill, 2005-09 (1898-125)	15.2
16. Brandon Jessie, 1994-96 (924-61)	15.1
17. Tom Chambers, 1977-81 (1698-116)	14.6
Kelvin Upshaw, 1983-86 (1229-84)	14.6
19. George Fisher, 1963-66 (1134-79)	14.4
20. Mike Sojourner, 1972-74 (809-57)	14.2
21. Johnnie Bryant, 2005-2008 (1301-92)	14.1
22. Buster Matheney, 1974-78 (1485-111)	13.4

23. Mitch Smith, 1985-89 (1628-123)	13.2
24. Nick Jacobson, 2000-04 (1618-127)	12.7
25. Hanno Möttölä, 1996-00 (1492-120)	12.4

TOTAL REBOUNDS

1. Billy McGill, 1959-62	1,106
2. Keith Van Horn, 1993-97	1,074
3. Josh Grant, 1988-93	1,066
4. Mitch Smith, 1985-89	1,036
5. Danny Vranes, 1977-81	951
6. Luke Nevill, 2005-09	943
7. Alex Jensen, 1994-95, 97-00	896
8. Ken Gardner, 1968-71	892
9. Michael Doleac, 1994-98	886
10. Tom Chambers, 1977-81	876

REBOUNDING AVERAGE

Min 300 Rebounds (Rebounds-Games)

1. Billy McGill, 1959-62 (1106-86)	12.9
Mike Sojourner, 1972-74 (733-57)	12.9
3. Gary Bergen, 1954-56 (670-54)	12.4
4. Dewitt Menyard, 1966-67 (300-26)	11.5
5. Ken Gardner, 1968-71 (892-79)	11.3
6. Jerry Chambers, 1963-66 (637-57)	11.2
7. Andrew Bogut, 2003-04 (753-68)	11.1
8. Art Bunte, 1954-56 (582-56)	10.4
9. George Fisher, 1963-66 (732-79)	9.3
10. Keith Van Horn, 1993-97 (1074-122)	8.8
11. DeLyle Condie, 1957-59 (476-55)	8.7
Jim Mahler, 1968-71 (692-80)	8.7
13. Jerry McCleary, 1954-57 (676-79)	8.6
Danny Vranes, 1977-81 (951-111)	8.6
15. Milton Kane, 1956-58 (444-53)	8.4
Mitch Smith, 1985-89 (1036-123)	8.4

OFFENSIVE REBOUNDS

1. Josh Grant, 1988-93	337
2. Alex Jensen, 1994-95, 97-00	329
3. Michael Doleac, 1994-98	288
4. Luke Nevill, 2005-09	271
5. Mitch Smith, 1985-89	260
6. Andrew Bogut, 2004-05	236
6. Keith Van Horn, 1993-97	235
8. Andre Miller, 1995-99	189
9. Britton Johnsen, 1997-98, 2000-03	182
10. Walter Watts, 1988-91	178

DEFENSIVE REBOUNDS

1. Keith Van Horn, 1993-97	839
2. Josh Grant, 1988-93	729
3. Luke Nevill, 2005-09	672
4. Michael Doleac, 1994-98	598
5. Alex Jensen, 1994-95, 97-00	567
6. Mitch Smith, 1985-89	549
7. Andrew Bogut, 2004-05	517
8. Shaun Green, 2005-09	479
9. Andre Miller, 1995-99	454
10. Britton Johnsen, 1997-98, 2000-03	388

FIELD GOALS MADE

1. Billy McGill, 1959-62	915
2. Keith Van Horn, 1993-97	891
3. Luther Burden, 1972-75	734
4. Josh Grant, 1988-93	727
5. Jeff Judkins, 1974-78	695
6. Tom Chambers, 1977-81	691
7. Luke Nevill, 2005-09	689
8. Danny Vranes, 1977-81	639
9. Mike Newlin, 1968-71	633
10. Buster Matheney, 1974-78	624

FIELD GOAL ATTEMPTS

1. Billy McGill, 1959-62	1,728
2. Keith Van Horn, 1993-97	1,706
3. Glen Smith, 1949-52	1,509
4. Luther Burden, 1972-75	1,491
5. Josh Grant, 1988-93	1,473
6. Mike Newlin, 1968-71	1,398
7. Manny Hendrix, 1982-86	1,281
8. Jeff Judkins, 1974-78	1,279
9. Tom Chambers, 1977-81	1,249
10. Mervin Jackson, 1965-68	1,229

FIELD GOAL PERCENTAGE

Min. 250 Attempts (FG-FGA)

1. Nate Althoff, 1997-01 (265-436)	.608
2. Andrew Bogut, 2004-05 (449-744)	.603
3. Danny Vranes, 1977-81 (639-1094)	.584
4. Luke Nevill, 2005-09 (689-1190)	.579
5. Watkins Singletary, 1987-89 (243-453)	.561
6. Jerry Chambers, 1963-66 (542-969)	.559
7. Tom Chambers, 1977-81 (691-1249)	.553
8. Chris Winans, 1980-84 (273-495)	.552
9. Buster Matheney, 1974-78 (624-1133)	.551
10. Albert Springs, 1983-87 (340-618)	.550

3-PT FIELD GOALS MADE

1. Nick Jacobson, 2000-04	287
2. Jonnie Bryant, 2005-08	245
3. Shaun Green, 2005-09	235
4. Keith Van Horn, 1993-97	206
5. Phil Dixon, 1989-94	185
6. Josh Grant, 1988-93	153
7. Phil Cullen, 1998-02	153
8. Mark Rydalch, 1992-96	145
9. Lawrence Borha, 2005-09	121
10. Jeremy Killion, 1998-00	109

3-PT FIELD GOALS ATTEMPTED

1. Nick Jacobson, 2000-04	673
2. Shaun Green, 2005-09	571
2. Johnnie Bryant, 2005-08	557
3. Keith Van Horn, 1993-97	514
4. Phil Dixon, 1989-94	427
5. Josh Grant, 1988-93	405
6. Phil Cullen, 1998-02	396
8. Mark Rydalch, 1992-96	353
9. Lawrence Borha, 2005-09	321
10. Jeremy Killion, 1998-00	302



Career Records

3-PT FIELD GOAL PERCENTAGE

Min. 100 Attempts (3FG-FGA)

1. Johnnie Bryant, 2005-2008440
2. Marc Jackson, 2000-05 (91-208)438
3. Chris Fulton, 1986-88 (56-129)434
4. Phil Dixon, 1989-94 (185-427)433
5. Nick Jacobson, 2000-04 (287-673)426
6. Alex Jensen, 1994-95, 97-00 (102-247)413
7. Shaun Green, 2005-present (160-379)412
8. Mark Rydalch, 1992-96 (145-353)411
9. Jimmy Soto, 1989-93 (101-249)406
10. Will Clyburn, 2010-11 (62-154)403

FREE THROWS MADE

1. Mike Newlin, 1968-71	583
2. Keith Van Horn, 1993-97	554
3. Luke Nevill, 2005-09	522
4. Billy McGill, 1959-62	491
5. Michael Doleac, 1994-98	472
6. Glen Smith, 1949-52	433
7. Danny Vranes, 1977-81	429
8. Mitch Smith, 1985-89	418
9. Josh Grant, 1988-93	393
10. Andre Miller, 1995-99	384

FREE THROW ATTEMPTS

1. Luke Nevill, 2005-present	713
2. Mike Newlin, 1968-71	699
3. Billy McGill, 1959-62	689
4. Keith Van Horn, 1993-97	651
5. Danny Vranes, 1977-81	610
6. Glen Smith, 1949-52	602
Michael Doleac, 1994-98	602
8. Mitch Smith, 1985-89	600
9. Andre Miller, 1995-99	568
10. Tom Chambers, 1977-81	475
Josh Grant, 1988-93	475

FREE THROW PERCENTAGE

Min. 200 Attempts (FT-FTA)

1. Keith Van Horn, 1993-97 (554-651)851
2. Jeff Jonas, 1973-77 (315-373)845
3. Marc Jackson, 2000-05 (232-275)844
4. Mike Newlin, 1968-71 (583-699)834
5. Doug Moon, 1961-64 (205-246)833
6. Mark Rydalch, 1992-96 (191-230)830
7. Josh Grant, 1988-93 (393-475)827
8. Jimmy Soto, 1989-93 (304-370)822
9. Kelvin Upshaw, 1983-86 (255-313)815
10. Luka Drca, 2006-10 (224-276)812

ASSISTS

1. Jeff Jonas, 1973-77	778
2. Andre Miller, 1995-99	721
3. Scott Martin, 1977-81	603
4. Pace Mannion, 1979-83	535
5. Manny Hendrix, 1982-86	409
6. Jimmy Soto, 1989-93	392
7. Josh Grant, 1988-93	387
8. Gale Gondrezick, 1984-88	382

9. Luka Drca, 2006-10	362
10. Tommy Connor, 1985-88, 89-90	351

ASSISTS AVERAGE

Min. 150 Assists (Assists-Games)

1. Jeff Jonas, 1973-77 (778-109)	7.1
2. Andre Miller, 1995-99 (721-134)	5.4
3. Scott Martin, 1977-81 (603-113)	5.3
4. Pace Mannion, 1979-83 (535-116)	4.6
5. Kelvin Upshaw, 1983-86 (321-84)	3.8
6. Gale Gondrezick, 1984-88 (382-110)	3.5
Tyrone Tate, 1990-92 (244-69)	3.5
8. Manny Hendrix, 1982-86 (409-123)	3.3
Chris Fulton, 1986-88 (183-56)	3.3
10. Tommy Connor, 1985-88, 89-90 (351-118)	3.0
Josh Grant, 1988-93 (387-131)	3.0
Jimmy Soto, 1989-93 (392-130)	3.0
Luka Drca, 2006-10 (362-122)	3.0

BLOCKED SHOTS

1. David Foster, 2006-07, 2009-11	219
2. Luke Nevill, 2005-09	205
3. Mitch Smith, 1985-89	157
4. Keith Van Horn, 1992-97	126
5. Michael Doleac, 1994-98	124
6. Josh Grant, 1988-93	109
Andrew Bogut, 2003-05	109
8. Shaun Green, 2005-09	98
9. Nate Althoff, 1997-01	92
10. Albert Springs, 1983-87	76

STEALS

1. Andre Miller, 1995-99	254
2. Josh Grant, 1988-93	191
3. Pace Mannion, 1979-83	159
4. Kelvin Upshaw, 1983-86	135
5. Mitch Smith, 1985-89	134
Shaun Green, 2005-09	134
7. Gale Gondrezick, 1984-88	124
8. Jimmy Soto, 1989-93	122
9. Scott Martin, 1977-81	118
10. Manny Hendrix, 1982-86	113

GAMES PLAYED

1. Drew Hansen, 1994-98	134
Andre Miller, 1995-99	134
3. Alex Jensen, 1994-95, 97-00	133
4. Josh Grant, 1988-93	131
Michael Doleac, 1994-98	131
6. Jimmy Soto, 1989-93	130
7. Bryant Markson, 2002-06	128
8. Nick Jacobson, 2000-04	126
Phil Cullen, 1998-02	126
Shaun Green, 2005-09	126
10. Jeff Johnsen, 1996-97, 99-02	125
Tim Drisdorn, 2002-06	125
Luke Nevill, 2005-09	125

NCAA TOURNAMENT GAMES PLAYED

1. Michael Doleac, 1994-98	15
Drew Hansen, 1994-98	15

Andre Miller, 1995-99	15
4. Hanno Möttölä, 1996-00	14
5. Alex Jensen, 1994-95, 97-00	12
6. Joe Morton, 1958-61	9
Jim Rhead, 1958-61	9
Richard Ruffell, 1958-61	9
Keith Van Horn, 1993-97	9
Trace Caton, 1997-98, 2000-03	9

MINUTES AVERAGE

1. Luther Burden, 1972-75	35.9
2. Jeff Jonas, 1973-77	33.1
3. Andrew Bogut, 2003-05	32.7
4. Jerry Stroman, 1984-86	32.5
5. Jeff Judkins, 1975-78	32.0
6. Mitch Smith, 1985-89	31.8
7. Nick Jacobson, 2000-04	31.5
8. Pace Mannion, 1979-83	31.2
9. Danny Vranes, 1977-81	31.1
10. Manny Hendrix, 1982-86	30.7
Brandon Jessie, 1994-96	30.7
Luka Drca, 2006-10	30.7

PERSONAL FOULS

1. Mitch Smith, 1985-89	398
2. Alex Jensen, 1994-95, 97-00	375
3. Tom Chambers, 1977-81	368
4. Charles Menatti, 1972-76	347
Josh Grant, 1988-93	347
6. Buster Matheney, 1974-78	341
Hanno Möttölä, 1996-00	335
8. Jimmy Madison, 1985-89	332
9. Glen Smith, 1949-52	330
10. Danny Vranes, 1977-81	323

DISQUALIFICATIONS

1. Lyndon MacKay, 1965-68	23
2. Jim Mahler, 1968-71	22
3. Chris Winans, 1980-84	21
Mitch Smith, 1985-89	21
5. Kelvin Upshaw, 1983-86	18
6. Charles Menatti, 1972-76	16
Jimmy Madison, 1985-89	16
8. Buster Matheney, 1974-78	15
9. Kim Tillie, 2006-10	14
Alex Jensen, 1994-95, 97-00	14
10. Kent Bates, 1950-53	13
Jeff Ockel, 1965-68	13



Year-by-Year Leaders

SCORING

Year	Player	G	Pts	Avg
1947-48	Arnie Ferrin	--	282	14.1
1948-49	Vern Gardner	32	489	15.3
1949-50	Glen Smith	34	443	13.0
1950-51	Glen Smith	36	549	15.5
1951-52	Glen Smith	28	529	18.9
1952-53	Bruce Goodrich	23	323	14.1
1953-54	Morris Buckwalter	26	247	9.5
1954-55	Art Bunte	28	538	19.2
1955-56	Art Bunte	28	614	21.9
1956-57	Milton Kane	27	449	16.6
1957-58	DeLyle Condie	27	290	10.7
1958-59	Pearl Pollard	28	351	12.5
1959-60	Billy McGill	29	450	15.5
1960-61	Billy McGill	31	862	27.8
1961-62	Billy McGill	26	1009	*38.8
1962-63	Bo Crain	26	303	11.6
1963-64	Doug Moon	28	490	17.5
1964-65	Jerry Chambers	26	508	19.5
1965-66	Jerry Chambers	31	892	28.7
1966-67	Mervin Jackson	26	503	19.3
1967-68	Mervin Jackson	26	622	23.9
1968-69	Mike Newlin	26	552	21.2
1969-70	Mike Newlin	28	729	26.0
1970-71	Mike Newlin	26	568	21.8
1971-72	Eddie Trail	25	353	14.1
1972-73	Luther Burden	24	331	13.7
1973-74	Luther Burden	30	712	23.7
1974-75	Luther Burden	26	747	28.7
1975-76	Jeff Judkins	27	524	19.4
1976-77	Jeff Judkins	29	597	20.6
1977-78	Buster Matheney	29	527	18.1
1978-79	Tom Chambers	30	481	16.0
1979-80	Tom Chambers	28	482	17.2
1980-81	Tom Chambers	30	557	18.6
1981-82	Peter Williams	28	382	13.6
1982-83	Pace Mannion	32	445	13.9
1983-84	Kelvin Upshaw	30	438	14.6
1984-85	Kelvin Upshaw	28	486	17.4
1985-86	Jerry Stroman	29	521	18.0
1986-87	Mitch Smith	30	503	16.8
1987-88	Mitch Smith	30	437	14.6
1988-89	Mitch Smith	33	485	14.7
1989-90	Josh Grant	30	496	16.5
1990-91	Josh Grant	34	595	17.5
1991-92	Byron Wilson	35	423	12.1
1992-93	Josh Grant	31	536	17.3
1993-94	Keith Van Horn	25	457	18.3
1994-95	Keith Van Horn	33	694	21.0
1995-96	Keith Van Horn	32	686	21.4
1996-97	Keith Van Horn	32	705	22.0
1997-98	Michael Doleac	32	516	16.1
1998-99	Andre Miller	33	520	15.8
1999-00	Alex Jensen	32	419	13.1
2000-01	Kevin Bradley	31	331	10.7
2001-02	Nick Jacobson	30	390	13.0
2002-03	Nick Jacobson	33	438	13.3
2003-04	Nick Jacobson	33	545	16.5
2004-05	Andrew Bogut	35	715	20.4
2005-06	Johnnie Bryant	29	381	13.1
2006-07	Luke Nevill	29	488	16.8
2007-08	Luke Nevill	33	503	15.2
2008-09	Luke Nevill	34	571	16.8
2009-10	Carlton Brown	31	391	12.6
2010-11	Will Clyburn	30	514	17.1

* led the nation

REBOUNDING

Year	Player	G	Reb	Avg
1950-51	Kent Bates	36	303	8.4
1951-52	Glen Smith	28	205	7.3
1952-53	Bruce Goodrich	23	123	5.3

1953-54	Bill Maxwell	26	232	8.9
1954-55	Gary Bergen	28	358	12.8
1955-56	Gary Bergen	28	312	12.0
1956-57	Jerry McCleary	27	299	11.1
1957-58	DeLyle Condie	27	265	9.8
1958-59	Pearl Pollard	28	212	7.5
1959-60	Billy McGill	29	285	9.8
1960-61	Billy McGill	31	430	13.9
1961-62	Billy McGill	26	391	15.0
1962-63	John Allen	26	188	7.2
1963-64	George Fisher	28	245	8.7
1964-65	Jerry Chambers	26	277	10.6
1965-66	Jerry Chambers	31	360	11.6
1966-67	Dewitt Menyard	26	300	11.5
1967-68	Jeff Ockel	26	292	11.2
1968-69	Ken Gardner	26	289	11.1
1969-70	Ken Gardner	27	298	11.0
1970-71	Ken Gardner	26	305	11.7
1971-72	John Dearman	25	231	9.2
1972-73	Mike Sojourner	27	331	12.2
1973-74	Mike Sojourner	30	402	13.4
1974-75	Charles Menatti	26	189	7.3
1975-76	Charles Menatti	27	201	7.4
1976-77	Buster Matheney	29	195	6.7
1977-78	Danny Vranes	29	210	7.2
1978-79	Danny Vranes	28	283	10.1
1979-80	Tom Chambers	28	244	8.7
1980-81	Tom Chambers	30	262	8.7
1981-82	Peter Williams	28	209	7.5
1982-83	Peter Williams	32	200	6.3
1982-83	Chris Winans	32	200	6.3
1983-84	Chris Winans	30	251	8.4
1984-85	Tim McLaughlin	27	160	5.9
1985-86	Mitch Smith	30	227	7.6
1986-87	Mitch Smith	30	249	8.3
1987-88	Mitch Smith	30	282	9.4
1988-89	Mitch Smith	33	278	8.4
1989-90	Josh Grant	30	210	7.0
1990-91	Josh Grant	34	271	8.0
1991-92	Paul Afeaki	34	207	6.1
1992-93	Josh Grant	31	331	10.7
1993-94	Keith Van Horn	25	208	8.3
1994-95	Keith Van Horn	33	280	8.5
1995-96	Keith Van Horn	32	283	8.8
1996-97	Keith Van Horn	32	303	9.5
1997-98	Michael Doleac	32	228	7.1
1998-99	Alex Jensen	33	251	7.6
1999-00	Alex Jensen	32	240	7.5
2000-01	Britton Johnsen	31	166	5.4
2001-02	Britton Johnsen	30	189	6.3
2002-03	Britton Johnsen	27	181	6.7
2003-04	Andrew Bogut	33	326	9.9
2004-05	Andrew Bogut	35	427	12.2
2005-06	Luke Nevill	29	191	6.6
2006-07	Luke Nevill	29	223	7.7
2007-08	Luke Nevill	33	222	6.7
2008-09	Luke Nevill	34	307	9.0
2009-10	Kim Tillie	31	155	5.5
2010-11	Will Clyburn	30	233	7.8

FIELD GOAL PERCENTAGE

(Min. 100 Attempts)				
Year	Player	FG-FGA	Pct	
1951-52	Bruce Goodrich	113-290	.390	
1952-53	Kent Bates	83-183	.453	
1953-54	Eddie Pepple	84-222	.378	
1954-55	DeLyle Condie	73-172	.424	
1955-56	Curtis Jenson	143-335	.421	
1956-57	Milton Kane	173-426	.406	
1957-58	Carney Crisler	77-180	.428	
1958-59	Rich Ruffell	103-219	.470	
1959-60	Joe Morton	126-252	.500	
1960-61	Billy McGill	342-649	.527	
1961-62	Billy McGill	394-705	.558	

1962-63	Allen Holmes	50-105	.476
1963-64	Doug Moon	188-393	.478
1964-65	Jerry Chambers	199-355	.560
1965-66	Jerry Chambers	343-614	.558
1966-67	Mervin Jackson	210-446	.471
1967-68	Mervin Jackson	247-473	.522
1968-69	Jim Mahler	107-232	.461
1969-70	Jim Mahler	142-265	.535
1970-71	Early Laster	136-284	.479
1971-72	Scot Jones	132-253	.521
1972-73	Charles Menatti	63-121	.520
1973-74	Mike Sojourner	223-402	.554
1974-75	Dean Porter	118-213	.554
1975-76	Jeff Judkins	207-374	.553
1976-77	Greg Deane	169-287	.589
1977-78	Danny Vranes	145-265	.547
1978-79	Danny Vranes	180-292	.616
1979-80	Danny Vranes	133-233	.570
1980-81	Danny Vranes	181-304	.595
1981-82	Peter Williams	148-286	.517
1982-83	Chris Winans	67-125	.536
1983-84	Chris Winans	173-299	.579
1984-85	Tim McLaughlin	72-136	.529
1985-86	Albert Springs	99-172	.576
1986-87	Albert Springs	135-221	.611
1987-88	Watkins Singletary	157-289	.543
1988-89	Watkins Singletary	97-164	.591
1989-90	Walter Watts	118-223	.529
1990-91	Walter Watts	134-260	.515
1991-92	Antoine Davison	74-120	.617
1992-93	Larry Cain	101-186	.543
1993-94	Keith Van Horn	161-312	.516
1994-95	Alex Jensen	70-119	.588
1995-96	Keith Van Horn	236-439	.538
1996-97	Hanno Mottölä	78-133	.586
1997-98	Andre Miller	173-315	.549
1998-99	Nate Althoff	64-106	.604
1999-00	Nate Althoff	104-173	.601
2000-01	Nate Althoff	85-139	.612
2001-02	Britton Johnsen	131-264	.496
2002-03	Marc Jackson	69-138	.500
2003-04	Andrew Bogut	168-291	.577
2004-05	Andrew Bogut	281-453	.620
2005-06	Chris Jackson	74-104	.712
2006-07	Luke Nevill	181-284	.637
2007-08	Luke Nevill	191-357	.535
2008-09	Luke Nevill	201-331	.607
2009-10	David Foster	55-105	.524
2010-11	Jason Washburn	76-123	.618

3-PT FIELD GOAL PERCENTAGE

(Min. 75 Attempts)

Year	Player	3P-3PA	Pct
1986-87	Gale Gondrezick	60-153	.392
1987-88	Chris Fulton	39-88	.443
1988-89	Mark Lenoir	29-80	.363
1989-90	Keith Chapman	37-86	.430
1990-91	Phil Dixon	49-114	.430
1991-92	Phil Dixon	68-167	.407
1992-93	Phil Dixon	56-122	.459
1993-94	Mark Rydalch	33-80	.413
1994-95	Keith Van Horn	36-88	.409
1995-96	Keith Van Horn	54-132	.409
1996-97	Keith Van Horn	58-150	.387
1997-98	Drew Hansen	41-90	.456
1998-99	Alex Jensen	35-88	.398
1999-00	Alex Jensen	52-113	.460
2000-01	Kevin Bradley	49-127	.386
2001-02	Nick Jacobson	71-160	.444
2002-03	Nick Jacobson	80-189	.423
2003-04	Nick Jacobson	99-227	.436
2004-05	Marc Jackson	61-134	.455
2005-06	Johnnie Bryant	68-148	.459
2006-07	Shaun Green	64-125	.512



Year-by-Year Leaders

2007-08	Johnnie Bryant	89-201	.443
2008-09	Lawrence Borha	69-173	.399
2009-10	Carlton Brown	39-111	.351
2010-11	Will Clyburn	62-154	.403

FREE THROW PERCENTAGE

(Min. 100 Attempts)

Year	Player	FT-FTA	Pct
1951-52	Glen Smith	167-219	.762
1952-53	Bruce Goodrich	89-132	.674
1953-54	Alden Lewis	63-111	.568
1954-55	Art Bunte	154-216	.713
1955-56	Art Bunte	172-217	.793
1956-57	Curt Jensen	101-128	.789
1957-58	- None Qualify -		
1958-59	Pearl Pollard	89-130	.685
1959-60	Allen Holmes	131-164	.798
1960-61	Billy McGill	178-249	.715
1961-62	Billy McGill	221-302	.731
1962-63	Bo Crain	89-132	.674
1963-64	Doug Moon	114-135	.844
1964-65	George Fisher	124-162	.765
1965-66	Jerry Chambers	206-252	.817
1966-67	Dewitt Menyard	75-105	.714
1967-68	Mervin Jackson	128-153	.837
1968-69	Mike Newlin	188-226	.832
1969-70	Mike Newlin	245-281	.871
1970-71	Mike Newlin	150-192	.781
1971-72	Eddie Trail	83-132	.636
1972-73	Eddie Trail	82-121	.677
1973-74	Tyrone Medley	89-106	.839
1974-75	Luther Burden	157-199	.789
1975-76	Jeff Jonas	85-101	.842
1976-77	Jeff Jonas	118-133	.887
1977-78	Jeff Judkins	92-121	.760
1978-79	Danny Vranes	101-148	.682
1979-80	Tom Chambers	92-129	.713
1980-81	Danny Vranes	164-206	.796
1981-82	George Furgis	85-115	.739
1982-83	Pace Mannion	112-138	.812
1983-84	Kelvin Upshaw	94-113	.832
1984-85	Manny Hendrix	84-104	.808
1985-86	Manny Hendrix	105-139	.755
1986-87	Mitch Smith	147-212	.693
1987-88	Mitch Smith	115-149	.772
1988-89	Jimmy Madison	75-105	.714
1989-90	Josh Grant	90-115	.783
1990-91	Josh Grant	146-177	.825
1991-92	Jimmy Soto	130-152	.855
1992-93	Josh Grant	104-113	.920
1993-94	Keith Van Horn	100-129	.775
1994-95	Keith Van Horn	143-167	.856
1995-96	Keith Van Horn	160-188	.851
1996-97	Keith Van Horn	151-167	.904
1997-98	Michael Doleac	173-215	.805
1998-99	Hanno Möttölä	100-120	.833
1999-00	Hanno Möttölä	105-127	.827
2000-01	Nate Althoff	81-109	.743
2001-02	Travis Spivey	65-108	.602
2002-03	Marc Jackson	101-120	.842
2003-04	Andrew Bogut	77-111	.640
2004-05	Marc Jackson	114-133	.857
2005-06	Bryant Markson	98-128	.766
2006-07	Luke Nevill	126-170	.741
2007-08	Luke Nevill	121-168	.720
2008-09	Luke Nevill	169-215	.786
2009-10	Luka Drca	96-112	.857
2010-11	Will Clyburn	126-166	.759

ASSISTS

Year	Player	G	Ast	Avg
1974-75	Jeff Jonas	26	204	7.8
1975-76	Jeff Jonas	27	223	8.3


1976-77	Jeff Jonas	29	309	10.7
1977-78	Michael Grey	29	117	4.0
1978-79	Scott Martin	30	167	5.6
1979-80	Scott Martin	28	141	5.0
1980-81	Scott Martin	30	223	7.4
1981-82	Pace Mannion	28	192	6.9
1982-83	Pace Mannion	32	156	4.9
1983-84	Manuel Hendrix	30	154	5.1
1984-85	Gale Gondrezick	29	142	4.9
1985-86	Kelvin Upshaw	26	103	4.0
1986-87	Gale Gondrezick	29	95	3.3
1987-88	Tommy Connor	29	109	3.8
1988-89	Mark Lenoir	33	117	3.5
1989-90	Tommy Connor	30	132	4.4
1990-91	Tyrone Tate	34	139	4.1
1991-92	Tyrone Tate	35	105	3.0
1992-93	Jimmy Soto	31	132	4.3
1993-94	Terry Preston	26	119	4.6
1994-95	Jimmy Carroll	34	90	2.6
1995-96	Andre Miller	34	157	4.6
1996-97	Andre Miller	33	201	6.1
1997-98	Andre Miller	34	177	5.2
1998-99	Andre Miller	33	186	5.6
1999-00	Alex Jensen	32	100	3.1
2000-01	Travis Spivey	31	111	3.6
2001-02	Travis Spivey	29	131	4.5
2002-03	Tim Drisdorn	33	101	3.1
2003-04	Tim Drisdorn	33	120	3.6
2004-05	Marc Jackson	35	128	3.7
2005-06	Johnnie Bryant	29	69	2.4
2006-07	Johnnie Bryant	29	80	2.7
2007-08	Luka Drca	32	121	3.9
2008-09	Carlton Brown	34	112	3.3
2009-10	Luka Drca	31	97	3.1
2010-11	Josh Watkins	31	109	3.5

STEALS

Year	Player	G	Stl	Avg
1978-79	Scott Martin	30	40	1.3
1979-80	Karl Bankowski	28	33	1.2
1980-81	Scott Martin	30	53	1.8
1981-82	Pace Mannion	28	48	1.7
1982-83	Pace Mannion	32	63	2.0
1983-84	Kelvin Upshaw	30	52	1.7
1984-85	Kelvin Upshaw	28	38	1.4
1985-86	Kelvin Upshaw	26	45	1.7
1986-87	Gale Gondrezick	29	45	1.6
1987-88	Chris Fulton	30	33	1.1
1988-89	Josh Grant	33	42	1.3
1989-90	Josh Grant	30	50	1.7
1990-91	Josh Grant	34	61	1.8
1991-92	Byron Wilson	35	44	1.3
1992-93	Byron Wilson	31	41	1.3
1993-94	Mark Rydalch	27	37	1.4
1994-95	Brandon Jessie	34	33	1.0
1995-96	Andre Miller	34	38	1.1
1996-97	Andre Miller	33	59	1.8
1997-98	Andre Miller	34	73	2.1
1998-99	Andre Miller	33	84	2.5
1999-00	Tony Harvey	32	35	1.1
2000-01	Jeff Johnsen	31	32	1.0
2001-02	Jeff Johnsen	30	38	1.3
2002-03	Britton Johnsen	27	29	1.1
2003-04	Tim Drisdorn	33	35	1.1
2004-05	Tim Drisdorn	34	39	1.1
2005-06	Bryant Markson	28	38	1.4
2006-07	Shaun Green	30	36	1.2
2007-08	Shaun Green	33	30	0.9
2008-09	Shaun Green	34	37	1.1
2009-10	Luka Drca	31	37	1.2
2010-11	Will Clyburn	31	34	1.1

BLOCKS


Year	Player	G	Blk	Avg
1978-79	Tom Chambers	30	18	0.6
1979-80	Danny Vranes	24	10	0.4
1980-81	Danny Vranes	30	27	0.9
1981-82	Peter Williams	28	25	0.9
1982-83	Pace Mannion	32	12	0.4
1983-84	Tim McLaughlin	30	21	0.7
1984-85	Bobby Adair	31	20	0.6
1985-86	Mitch Smith	30	34	1.1
1986-87	Mitch Smith	30	29	1.0
1987-88	Mitch Smith	30	39	1.3
1988-89	Mitch Smith	33	55	1.7
1989-90	Josh Grant	30	22	0.7
1990-91	Josh Grant	34	41	1.2
1991-92	Paul Afeaki	34	34	1.0
1992-93	Larry Cain	31	43	1.4
1993-94	Keith Van Horn	25	41	1.6
1994-95	Michael Doleac	32	32	1.0
1995-96	Michael Doleac	34	30	0.9
1996-97	Keith Van Horn	32	37	1.2
1997-98	Michael Doleac	32	33	1.0
1998-99	Nate Althoff	32	43	1.3
1999-00	Nate Althoff	28	25	0.9
2000-01	Chris Burgess	27	33	1.2
2001-02	Cameron Koford	24	18	0.8
2002-03	Cameron Koford	33	40	1.2
2003-04	Andrew Bogut	33	44	1.3
2004-05	Andrew Bogut	35	65	1.9
2005-06	Luke Nevill	29	27	0.9
2006-07	Luke Nevill	29	33	1.1
2007-08	Luke Nevill	33	53	1.6
2008-09	Luke Nevill	34	92	2.7
2009-10	David Foster	29	115	4.0
2010-11	David Foster	31	99	3.2



Tom Chambers (left) led the Utes in scoring three times, rebounding twice and blocked shots once.




1,000-Point Scorers

**1. Keith Van Horn (1993-97)****2,542 Points**


Season	G	FG	FGA	Pct	3P	3PA	FT	FTA	Pct	Pts	Avg
1993-94	25	161	312	.516	35	79	100	129	.775	457	18.3
1994-95	33	246	451	.545	59	153	143	167	.856	694	21.0
1995-96	32	236	439	.538	54	132	160	188	.851	686	21.4
1996-97	32	248	504	.492	58	150	151	167	.904	705	22.0
Totals	122	891	1,706	.522	206	514	554	651	.851	2,542	20.8

**2. Billy McGill (1959-62)****2,321 Points**

Season	G	FG	FGA	Pct	3P	3PA	FT	FTA	Pct	Pts	Avg
1959-60	29	179	374	.478	---	---	92	139	.667	450	15.5
1960-61	31	342	649	.527	---	---	178	249	.715	862	27.8
1961-62	26	394	705	.558	---	---	221	302	.731	1009	38.8
Totals	86	915	1,728	.530	---	---	491	690	.712	2,321	27.0

**3. Josh Grant (1988-93)****2,000 Points**


Season	G	FG	FGA	Pct	3P	3PA	FT	FTA	Pct	Pts	Avg
1988-89	33	138	298	.463	23	76	46	61	.755	345	10.4
1989-90	30	185	362	.511	36	90	90	115	.783	496	16.5
1990-91	34	201	423	.475	47	130	146	177	.825	595	17.5
1991-92	3	9	24	.375	3	9	7	9	.778	28	9.3
1992-93	31	194	366	.530	44	100	104	113	.920	536	17.3
Totals	131	727	1,473	.493	153	405	393	475	.827	2,000	15.3

**4. Luke Nevill****1,898 Points**


Season	G	FG	FGA	Pct	3P	3PA	FT	FTA	Pct	Pts	Avg
2005-06	29	116	218	.532	---	---	104	155	.671	336	11.6
2006-07	29	181	284	.637	---	---	126	170	.741	488	16.8
2007-08	33	191	357	.535	---	---	121	168	.720	503	15.2
2008-09	34	201	331	.607	---	---	169	215	.786	571	16.8
Totals	125	689	1190	.579	---	---	522	713	.732	1,898	15.2

**5. Mike Newlin (1968-71)****1,849 Points**


Season	G	FG	FGA	Pct	3P	3PA	FT	FTA	Pct	Pts	Avg
1968-69	26	182	407	.447	---	---	188	226	.832	552	21.2
1969-70	28	242	527	.459	---	---	245	281	.871	729	26.0
1970-71	26	209	464	.450	---	---	150	192	.781	568	21.8
Totals	80	633	1,398	.453	---	---	583	699	.834	1,849	23.1

**6. Luther "Ticky" Burden (1972-75)****1,790 Points**

Season	G	FG	FGA	Pct	3P	3PA	FT	FTA	Pct	Pts	Avg
1972-73	24	151	352	.428	---	---	29	39	.743	331	13.7
1973-74	30	288	559	.515	---	---	136	163	.834	712	23.7
1974-75	26	295	580	.509	---	---	157	199	.789	747	28.7
Totals	80	734	1,491	.492	---	---	322	401	.803	1,790	22.4

**7. Jeff Judkins (1974-78)****1,740 Points**


Season	G	FG	FGA	PCT	3P	3PA	FT	FTA	PCT	TP	AVG
1974-75	24	35	80	.438	---	---	31	37	.838	101	4.2
1975-76	27	207	374	.553	---	---	110	136	.809	524	19.4
1976-77	29	240	431	.557	---	---	117	140	.836	597	20.6
1977-78	28	213	394	.540	---	---	92	121	.760	518	18.5
Totals	108	695	1,279	.543	---	---	350	434	.806	1,740	16.1

**8. Danny Vranes (1977-81)****1,701 Points**

Season	G	FG	FGA	Pct	3P	3PA	FT	FTA	Pct	Pts	Avg
1977-78	29	145	265	.547	---	---	65	113	.575	355	12.2
1978-79	28	180	292	.616	---	---	101	148	.682	455	16.2
1979-80	24	133	233	.570	---	---	99	143	.692	365	15.2
1980-81	30	181	304	.595	---	---	164	206	.796	526	17.5
Totals	111	639	1,094	.584	---	---	429	610	.703	1,701	15.3




1,000-Point Scorers



9. Tom Chambers (1977-81)

1,698 Points


Season	G	FG	FGA	Pct	3P	3PA	FT	FTA	Pct	Pts	Avg
1977-78	28	69	139	.496	---	---	40	64	.625	178	6.3
1978-79	30	206	379	.544	---	---	69	127	.543	481	16.0
1979-80	28	195	359	.543	---	---	92	129	.713	482	17.2
1980-81	30	221	372	.594	---	---	115	155	.742	557	18.6
Totals	116	691	1,249	.553	---	---	316	475	.665	1,698	14.6



10. Mitch Smith (1985-89)

1,628 Points

Season	G	FG	FGA	Pct	3P	3PA	FT	FTA	Pct	Pts	Avg
1985-86	30	82	159	.516	---	---	39	58	.672	203	6.8
1986-87	30	178	335	.531	0	0	147	212	.693	503	16.8
1987-88	30	161	308	.523	0	1	115	149	.772	437	14.6
1988-89	33	184	342	.538	0	4	117	181	.646	485	14.7
Totals	123	605	1,144	.529	0	5	418	600	.697	1,628	13.2



11. Andre Miller (1995-99)

1,618 Points

Season	G	FG	FGA	Pct	3P	3PA	FT	FTA	Pct	Pts	Avg
1995-96	34	104	195	.533	6	19	78	113	.690	292	8.6
1996-97	33	121	249	.486	10	35	71	122	.582	323	9.8
1997-98	34	173	315	.549	20	60	117	162	.722	483	14.2
1998-99	33	190	387	.491	22	83	118	171	.690	520	15.8
Totals	134	588	1,146	.513	58	197	384	568	.676	1,618	12.1



12. Nick Jacobson (2000-04)

1,618 Points


Season	G	FG	FGA	Pct	3P	3PA	FT	FTA	Pct	Pts	Avg
2000-01	31	79	172	.459	37	97	50	62	.806	245	7.9
2001-02	30	133	303	.439	71	160	53	71	.746	390	13.0
2002-03	33	141	330	.427	80	189	76	91	.835	438	13.3
2003-04	33	182	418	.435	99	227	82	98	.837	545	16.5
Totals	127	535	1,223	.437	287	673	261	322	.811	1,618	12.7



13. Glen Smith (1949-52)

1,531 Points


Season	G	FG	FGA	Pct	3P	3PA	FT	FTA	Pct	Pts	Avg
1949-50	34	162	441	.367	---	---	119	177	.672	443	13.0
1950-51	36	206	541	.381	---	---	147	206	.714	559	15.5
1951-52	28	181	527	.343	---	---	167	219	.762	529	18.8
Totals	98	549	1,509	.364	---	---	433	602	.719	1,531	15.6



14. Michael Doleac (1994-98)

1,519 Points

Season	G	FG	FGA	Pct	3P	3PA	FT	FTA	Pct	Pts	Avg
1994-95	32	81	179	.453	0	1	72	97	.742	234	7.3
1995-96	34	101	218	.463	0	1	92	116	.793	294	8.6
1996-97	33	166	309	.537	8	18	135	174	.776	475	14.4
1997-98	32	165	338	.488	13	32	173	215	.805	516	16.1
Totals	131	513	1,044	.491	21	52	472	602	.843	1,519	11.6



15. Manny Hendrix (1982-86)

1,493 Points

Season	G	FG	FGA	Pct	3P	3PA	FT	FTA	Pct	Pts	Avg
1982-83	32	101	217	.465	---	---	61	82	.744	263	8.2
1983-84	30	122	270	.452	---	---	71	93	.763	315	10.5
1984-85	31	179	396	.452	---	---	84	104	.808	442	14.3
1985-86	30	184	398	.462	---	---	105	139	.755	473	15.8
Totals	123	586	1,281	.457	---	---	321	418	.768	1,493	12.1



16. Hanno Möttölä (1996-00)

1,492 Points

Season	G	FG	FGA	Pct	3P	3PA	FT	FTA	Pct	Pts	Avg
1996-97	32	78	133	.586	0	2	48	77	.623	204	6.4
1997-98	34	158	323	.489	16	55	92	122	.754	424	12.5
1998-99	33	186	386	.482	34	96	100	120	.833	506	15.3
1999-00	21	116	233	.498	21	60	105	127	.827	358	17.0
Totals	120	538	1,075	.500	71	213	345	446	.774	1,492	12.4




1,000-Point Scorers

**17. Buster Matheney (1974-78)****1,485 Points**


Season	G	FG	FGA	Pct	3P	3PA	FT	FTA	Pct	Pts	Avg
1974-75	26	55	112	.491	---	---	23	31	.742	133	5.1
1975-76	27	137	251	.546	---	---	64	77	.831	338	12.5
1976-77	29	205	352	.582	---	---	77	105	.733	487	16.8
1977-78	29	227	418	.543	---	---	73	84	.869	527	18.1
Totals	111	624	1,133	.551	---	---	237	297	.798	1,485	13.4

**18. Merv Jackson (1965-68)****1,458 Points**


Season	G	FG	FGA	Pct	3P	3PA	FT	FTA	Pct	Pts	Avg
1965-66	31	147	310	.474	---	---	39	60	.650	333	10.7
1966-67	26	210	446	.471	---	---	83	98	.847	503	19.3
1967-68	26	247	473	.522	---	---	128	153	.837	622	23.9
Totals	83	604	1,229	.491	---	---	250	311	.804	1,458	17.6

**19. Jerry Chambers (1964-66)****1,400 Points**


Season	G	FG	FGA	Pct	3P	3PA	FT	FTA	Pct	Pts	Avg
1964-65	26	199	355	.560	---	---	110	146	.753	508	19.5
1965-66	31	343	614	.558	---	---	206	252	.817	892	28.7
Totals	57	542	969	.559	---	---	316	398	.794	1,400	24.6

**20. Johnnie Bryant****1,301 Points**


Season	G	FG	FGA	Pct	3P	3PA	FT	FTA	Pct	Pts	Avg
2005-06	29	134	294	.456	68	148	45	54	.833	381	13.1
2006-07	30	150	344	.423	88	208	64	78	.821	452	15.1
2007-08	33	160	325	.492	89	201	59	64	.922	468	14.2
Totals	92	444	963	.461	245	557	168	196	.857	1,301	14.1

**21. Ken Gardner (1968-71)****1,291 Points**


Season	G	FG	FGA	Pct	3P	3PA	FT	FTA	Pct	Pts	Avg
1968-69	26	154	346	.445	---	---	86	124	.694	394	15.1
1969-70	27	149	391	.381	---	---	92	123	.745	390	14.4
1970-71	26	200	430	.465	---	---	107	148	.723	507	19.5
Totals	79	503	1,167	.431	---	---	285	395	.722	1,291	16.3

**22. Alex Jensen (1994-95, 97-00)****1,279 Points**

Season	G	FG	FGA	Pct	3P	3PA	FT	FTA	Pct	Pts	Avg
1994-95	34	70	119	.588	1	1	87	115	.757	228	6.7
1997-98	34	75	164	.457	14	45	68	91	.747	232	6.8
1998-99	33	145	267	.543	35	88	75	105	.714	400	12.1
1999-00	32	141	260	.542	52	113	85	121	.702	419	13.1
Totals	133	431	810	.532	102	247	315	432	.729	1,279	9.6

**23. Kelvin Upshaw (1983-86)****1,229 Points**

Season	G	FG	FGA	Pct	3P	3PA	FT	FTA	Pct	Pts	Avg
1983-84	30	172	333	.517	---	---	94	113	.832	438	14.6
1984-85	28	199	396	.503	---	---	88	112	.739	486	17.4
1985-86	26	116	238	.487	---	---	73	88	.830	305	11.7
Totals	84	487	967	.504	---	---	255	313	.815	1,229	14.6

**24. Greg Deane (1975-79)****1,212 Points**

Season	G	FG	FGA	Pct	3P	3PA	FT	FTA	Pct	Pts	Avg
1975-76	25	40	92	.435	---	---	31	54	.574	110	4.4
1976-77	29	169	287	.589	---	---	91	118	.771	429	14.8
1977-78	29	92	174	.528	---	---	66	86	.767	250	8.6
1978-79	30	178	354	.503	---	---	67	86	.779	423	14.2
Totals	113	479	907	.528	---	---	255	344	.741	1,212	10.7

**25. Jimmy Soto (1989-93)****1,153 Points**

Season	G	FG	FGA	Pct	3P	3PA	FT	FTA	Pct	Pts	Avg
1989-90	30	58	110	.527	13	30	16	26	.615	145	5.0
1990-91	34	64	148	.432	23	52	56	69	.812	207	6.1
1991-92	35	121	282	.429	35	95	130	152	.855	407	11.6
1992-93	31	131	286	.458	30	72	102	123	.829	394	12.7
Totals	130	374	826	.453	101	249	304	370	.822	1,153	8.9



1,000-Point Scorers



26. Art Bunte (1954-56)

1,152 Points


Season	G	FG	FGA	Pct	3P	3PA	FT	FTA	Pct	Pts	Avg
1954-55	26	192	475	.404	---	---	154	216	.713	538	19.2
1955-56	28	221	565	.391	---	---	172	217	.793	614	21.9
Totals	54	413	1040	.397	---	---	326	433	.753	1,152	20.6



27. George Fisher (1963-66)

1,134 Points


Season	G	FG	FGA	Pct	3P	3PA	FT	FTA	Pct	Pts	Avg
1963-64	28	131	322	.406	---	---	80	108	.740	342	12.2
1964-65	26	170	407	.417	---	---	124	162	.765	464	17.8
1965-66	25	129	271	.476	---	---	70	108	.648	328	13.1
Totals	79	430	1000	.430	---	---	274	378	.725	1,134	14.4



28. Charles Menatti (1972-76)

1,130 Points

Season	G	FG	FGA	Pct	3P	3PA	FT	FTA	Pct	Pts	Avg
1972-73	26	63	121	.520	---	---	39	54	.722	165	6.3
1973-74	30	115	223	.515	---	---	49	63	.777	279	9.3
1974-75	26	119	253	.470	---	---	67	85	.779	305	11.7
1975-76	27	145	304	.477	---	---	91	112	.831	381	14.1
Totals	109	442	901	.491	---	---	246	314	.783	1,130	10.4



29. Andrew Bogut (2003-05)

1,126 Points


Season	G	FG	FGA	Pct	3P	3PA	FT	FTA	Pct	Pts	Avg
2003-04	33	168	291	.577	4	11	71	111	.640	411	12.5
2004-05	35	281	453	.620	9	25	144	208	.692	715	20.4
Totals	68	449	744	.603	13	36	215	319	.674	1,126	16.5



30. Shaun Green (2005-09)

1,118 Points

Season	G	FG	FGA	Pct	3P	3PA	FT	FTA	Pct	Pts	Avg
2005-06	29	63	166	.380	43	113	17	28	.607	186	6.4
2006-07	30	118	223	.529	64	125	43	51	.756	334	11.1
2007-08	33	91	203	.448	53	141	43	51	.843	250	7.6
2008-09	34	115	250	.460	75	192	49	67	.731	354	10.4
Totals	126	387	842	.460	235	571	143	191	.749	1,118	8.9



31. Byron Wilson (1990-93)

1,087 Points


Season	G	FG	FGA	Pct	3P	3PA	FT	FTA	Pct	Pts	Avg
1990-91	32	97	226	.429	24	70	59	89	.663	277	8.7
1991-92	35	129	291	.440	36	91	131	168	.780	423	12.1
1992-93	31	137	289	.474	25	69	88	116	.759	387	12.5
Totals	98	363	806	.450	85	230	278	373	.745	1,087	11.1



32. Britton Johnsen (1997-98, 2000-03)

1,051 Points

Season	G	FG	FGA	Pct	3P	3PA	FT	FTA	Pct	Pts	Avg
1997-98	21	26	57	.456	4	13	17	33	.515	73	3.5
2000-01	31	100	220	.455	20	47	65	100	.650	285	9.2
2001-02	30	131	264	.496	31	87	86	143	.601	379	12.6
2002-03	27	123	258	.477	17	66	51	96	.531	314	11.6
Totals	109	380	799	.476	72	213	219	372	.589	1,051	9.6



33. Angelo Robinson (1980-84)

1,020 Points

Season	G	FG	FGA	Pct	3P	3PA	FT	FTA	Pct	Pts	Avg
1980-81	29	33	86	.384	---	---	8	13	.615	74	2.6
1981-82	28	135	276	.489	---	---	37	52	.712	307	11.0
1982-83	32	142	319	.445	---	---	35	53	.660	320	10.0
1983-84	30	136	303	.449	---	---	47	66	.712	319	10.6
Totals	119	446	984	.453	---	---	127	184	.690	1,020	8.6



34. Pace Mannion (1979-83)

1,018 Points

Season	G	FG	FGA	Pct	3P	3PA	FT	FTA	Pct	Pts	Avg
1979-80	28	31	82	.378	---	---	26	30	.866	88	3.1
1980-81	28	73	163	.448	---	---	47	79	.595	193	6.9
1981-82	28	114	263	.433	---	---	64	97	.660	292	10.4
1982-83	32	166	344	.483	---	---	112	138	.812	445	13.9
Totals	116	384	852	.451	---	---	249	344	.724	1,018	8.8



Freshman Records

POINTS - GAME

35 Luther Burden vs Arizona, Feb. 23, 1973

POINTS - SEASON

457 Keith Van Horn, 1993-94
411 Andrew Bogut, 2003-04
355 Danny Vranes, 1977-78
354 Marshall Henderson, 2009-10
343 Josh Grant, 1988-89
336 Luke Nevill, 2005-06
331 Luther Burden, 1972-73
294 Mike Sojourner, 1972-73
263 Manny Hendrix, 1982-83
249 George Furgis, 1981-82

SCORING AVERAGE

18.3 Keith Van Horn, 1993-94
13.8 Luther Burden, 1972-73
12.5 Andrew Bogut, 2003-04
12.2 Danny Vranes, 1977-78
11.8 Marshall Henderson, 2009-10
11.6 Luke Nevill, 2005-06
10.9 Mike Sojourner, 1972-73
10.4 Josh Grant, 1988-89
8.9 George Furgis, 1981-82
8.2 Manny Hendrix, 1982-83

REBOUNDS - GAME


22 Mike Sojourner vs. Utah State, Jan. 18, 1973

REBOUNDS - SEASON

331 Mike Sojourner, 1972-73
326 Andrew Bogut, 2003-04
239 Josh Grant, 1988-89
227 Mitch Smith, 1985-86
210 Danny Vranes, 1977-78

REBOUNDING AVERAGE

12.3 Mike Sojourner, 1972-73
9.9 Andrew Bogut, 2003-04
8.3 Keith Van Horn, 1993-94



Nick Jacobson had the 10th-most points and third-most three-pointers ever by a Ute freshman in 2000-01.

7.6 Mitch Smith, 1985-86
7.2 Danny Vranes, 1977-78
7.2 Josh Grant, 1988-89

FIELD GOALS MADE

168 Andrew Bogut, 2003-04
161 Keith Van Horn, 1993-94
151 Luther Burden, 1972-73
145 Danny Vranes, 1977-78
137 Josh Grant, 1988-89

FIELD GOAL ATTEMPTS

352 Luther Burden, 1972-73
312 Keith Van Horn, 1993-94
305 Marshall Henderson, 2009-10
297 Josh Grant, 1988-89
291 Andrew Bogut, 2003-04

FIELD GOAL PERCENTAGE

.588 Alex Jensen, 1994-95
.585 Jason Washburn, 2009-10
.586 Hanno Möttölä, 1996-97
.577 Andrew Bogut, 2003-04
.547 Danny Vranes, 1977-78

3-PT FIELD GOALS MADE

65 Marshall Henderson, 2009-10
43 Shaun Green, 2005-06
41 Jimmy Carroll, 1993-94
37 Nick Jacobson, 2000-01
35 Keith Van Horn, 1993-94

3-PT FIELD GOAL ATTEMPTS

194 Marshall Henderson, 2009-10
113 Shaun Green, 2005-06
97 Nick Jacobson, 2000-01
90 Jimmy Carroll, 1993-94
79 Keith Van Horn, 1993-94
76 Josh Grant, 1988-89

3-PT FIELD GOAL PERCENTAGE

.471 Jordie McTavish, 1996-97
.456 Jimmy Carroll, 1993-94
.443 Keith Van Horn, 1993-94
.435 Terry Preston, 1993-94
.433 Jimmy Soto, 1989-90

FREE THROWS MADE

104 Luke Nevill, 2005-06
100 Keith Van Horn, 1993-94
87 Alex Jensen, 1994-95
85 George Furgis, 1981-82
72 Michael Doleac, 1994-95

FREE THROW ATTEMPTS

155 Luke Nevill, 2005-06
129 Keith Van Horn, 1993-94
115 George Furgis, 1981-82
115 Alex Jensen, 1994-95
113 Danny Vranes, 1977-78

FREE THROW PERCENTAGE

.861 Jason Washburn, 2009-10
.824 Marshall Henderson, 2009-10
.810 Tim Drisdorn, 2002-03

.806 Nick Jacobson, 2000-01
.775 Keith Van Horn, 1993-94
.772 Bobby Adair, 1984-85

ASSISTS

142 Gale Gondrezick, 1984-85
119 Terry Preston, 1993-94
114 Josh Grant, 1988-89
101 Tim Drisdorn, 2002-03
76 Manny Hendrix, 1982-83

ASSISTS AVERAGE


4.9 Gale Gondrezick, 1984-85
4.6 Terry Preston, 1993-94
3.5 Josh Grant, 1988-89
3.1 Tim Drisdorn, 2002-03
2.9 Scott Martin, 1977-78

STEALS

42 Josh Grant, 1988-89
31 Shaun Green, 2005-06
30 Gale Gondrezick, 1984-85
28 Mark Rydalch, 1992-93
24 Mitch Smith, 1985-86
24 Jimmy Soto, 1989-90
24 Tim Drisdorn, 2002-03

BLOCKED SHOTS

44 Andrew Bogut, 2003-04
41 Keith Van Horn, 1993-94
34 Mitch Smith, 1985-86
32 Michael Doleac, 1994-95
30 Jason Washburn, 2009-10



Alex Jensen had the best field goal percentage ever for a Ute rookie in 1994-95.



Coaching History

UTAH COACHING RECORDS AND HISTORY

Coach	Years	Seasons	Overall		Conference		Home		Away		Neut.		Postseason		NCAA's	
			W-L	Pct.	W-L	Pct.	W-L	Pct.	W-L	Pct.	W-L	Pct.	W-L	Pct.	W-L	Pct.
Erastus J. Milne	1908-09	1	3-8	.273	2-6	.250	2-6	.250	1-2	.333	0-0	--	0-0	--	0-0	--
Robert Richardson	1909-10	1	17-3	.850	6-2	.750	11-2	.846	6-1	.857	0-0	--	0-0	--	0-0	--
Fred Bennion	1911-14	4	44-9	.830	13-7	.650	31-3	.912	13-6	.684	0-0	--	2-1	.667	0-0	--
Nelson H. Nordgren	1914-17	3	26-7	.788	11-5	.688	12-3	.800	11-4	.733	3-0	1.000	3-0	1.000	0-0	--
Thomas Fitzpatrick	1917-25	8	42-30	.583	24-21	.533	24-11	.686	17-16	.515	1-3	.250	1-3	.250	0-0	--
Ike Armstrong	1925-27	2	9-18	.333	8-16	.333	5-10	.333	4-8	.333	0-0	--	0-0	--	0-0	--
Vadal Peterson	1927-53	26	385-230	.626	181-137	.569	219-76	.742	142-136	.511	24-18	.571	11-9	.550	3-2	.600
Jack H. Gardner	1953-71	18	339-154	.688	154-70	.688	233-37	.863	78-90	.464	28-27	.509	10-12	.455	8-9	.471
Bill Foster	1971-74	3	43-39	.524	18-24	.429	32-15	.681	7-20	.259	4-4	.500	3-1	.750	0-0	--
Jerry Pimm	1974-83	9	173-86	.668	88-42	.677	111-26	.810	48-46	.511	14-15	.500	5-5	.500	5-5	.500
Lynn Archibald	1983-89	6	98-86	.532	50-46	.521	71-29	.710	25-50	.333	2-7	.222	4-9	.308	0-1	.000
Rick Majerus	1989-04	14	323-95	.773	152-43	.779	187-13	.935	96-55	.636	40-27	.597	39-20	.661	17-10	.630
Joe Cravens (acting)	1989-90	a	12-12	.500	7-9	.438	9-2	.818	2-9	.182	1-1	.500	1-1	.500	0-0	--
Dick Hunsaker (acting)	2000-01	b	18-12	.600	10-4	.714	12-3	.800	5-6	.455	1-3	.250	0-2	.000	0-0	--
Kerry Rupp (interim)	2004	c	9-4	.692	6-3	.667	4-1	.800	2-2	.500	3-1	.750	3-1	.750	0-1	.000
Ray Giacoletti	2004-07	3	54-40	.574	25-21	.543	35-11	.761	11-22	.333	8-7	.533	5-4	.556	2-1	.667
Jim Boylen	2007-10	4	69-60	.535	32-32	.500	41-20	.672	19-33	.365	8-7	.533	5-5	.500	0-1	.000
Larry Krystkowiak	2011-															

- (a)-Majerus coached six games before undergoing heart surgery. Assistant Joe Cravens was the acting coach the rest of the season.
- (b)-Majerus coached the first game before taking a personal leave of absence. Assistant Dick Hunsaker the was the acting coach the rest of the season.
- (c)-Majerus coached 20 games before stepping down due to health concerns. Assistant Kerry Rupp was the interim coach the rest of the season.

Year-By-Year Home Record and Attendance (since 1954)													
Year	Record			Attendance			Year	Record			Attendance		
	Overall	Conf.	Gms.	Total	Avg.	Overall		Conf.	Gms.	Total	Avg.		
1954-55	16-0	7-0	16	62,177	3,886	1985-86	15-1	8-0	16	177,775	11,111		
1955-56	12-0	7-0	12	61,496	5,125	1986-87	12-5	5-3	17	176,236	10,367		
1956-57	13-2	7-0	15	69,694	4,646	1987-88	14-2	7-1	16	166,309	10,394		
1957-58	13-2	5-2	15	64,917	4,328	1988-89	11-7	3-5	18	187,074	10,393		
1958-59	13-2	7-0	15	72,926	4,862	1989-90	12-3	6-2	15	166,038	11,069		
1959-60	15-1	6-1	17	82,641	4,861	1990-91	16-0	8-0	16	199,873	12,492		
1960-61	14-0	7-0	16	73,641	4,603	1991-92	14-4	5-3	18	252,686	14,038		
1961-62	14-0	7-0	14	68,448	4,889	1992-93	15-0	9-0	15	198,444	13,230		
1962-63	10-5	3-2	15	72,192	4,813	1993-94	11-3	7-2	14	181,906	12,993		
1963-64	16-1	4-1	17	86,647	5,097	1994-95	15-0	9-0	15	201,705	13,447		
1964-65	13-4	2-3	17	82,806	4,871	1995-96	14-1	8-1	15	214,216	14,281		
1965-66	15-1	4-1	16	73,619	4,601	1996-97	13-1	8-0	14	196,660	14,047		
1966-67	11-2	4-1	13	63,423	4,879	1997-98	13-0	7-0	13	179,630	13,818		
1967-68	14-0	5-0	14	69,952	4,997	1998-99	14-0	7-0	14	195,813	13,987		
1968-69	12-4	5-0	16	74,946	4,684	1999-00	17-0	7-0	17	225,219	13,248		
1969-70 (1)	13-3	6-1	16	177,017	11,064	2000-01	13-3	7-0	16	195,774	12,236		
1970-71	11-3	6-1	14	163,366	11,669	2001-02	14-2	6-1	16	190,246	11,890		
1971-72	10-4	3-4	14	128,711	9,194	2002-03	15-1	6-1	16	184,295	11,518		
1972-73	6-10	3-4	16	141,272	8,830	2003-04	15-1	6-1	16	174,418	10,901		
1973-74	16-1	6-1	17	160,492	9,441	2004-05	16-0	7-0	16	172,425	10,777		
1974-75	14-2	5-2	16	158,612	9,913	2005-06	10-5	4-4	15	157,219	10,481		
1975-76	11-4	4-3	15	140,273	9,352	2006-07	9-6	5-3	15	142,833	9,522		
1976-77	13-1	7-0	14	175,420	12,530	2007-08	11-4	5-3	15	149,687	9,979		
1977-78	14-2	7-0	16	209,635	13,102	2008-09	13-2	8-0	15	148,733	9,916		
1978-79	13-2	5-1	15	181,706	12,114	2009-10	9-8	4-4	17	156,429	9,202		
1979-80	11-4	5-2	15	173,699	11,580	2010-11	9-6	3-5	15	126,331	8,422		
1980-81	14-1	8-0	15	200,369	13,358	Totals	727-149	329-82	876	8,515,466	9,721		
1981-82	9-6	5-3	16	194,848	12,178	In JMHC	526-125	249-71	651	7,286,254	11,192		
1982-83	12-3	7-1	15	188,943	12,596								
1983-84	8-7	3-5	15	170,119	11,341								
1984-85	11-7	4-4	18	187,716	10,429								

(1) Huntsman Center Opened



Records vs. AP Top 25

Utah's All-Time Records vs. AP Top 25

Overall: 56-119 (.320)

Home: 32-28

Away: 9-48

Neutral: 15-43

In Overtime: 3-1

vs. Conference Opponents (regular season): 22-40

vs. Non-Conference Opponents (regular season): 25-53

In Conference Tournaments: 2-2

In the NIT: 0-3

In the NCAA Tournament: 7-21

When Utah is also Ranked: 20-32

When Utah is Not Ranked: 36-87

Longest Win Streak: 5, 2/1/99 - 12/22/99

Longest Loss Streak: 10, 12/28/70 - 1/26/74

Team Most Often Faced: New Mexico (16; 9-7)

Rank	Utah Record vs.	Rank	Utah Record vs.
No. 1	3-7	No. 14	6-15
No. 2	0-8	No. 15	3-5
No. 3	1-3	No. 16	2-5
No. 4	3-4	No. 17	5-7
No. 5	3-6	No. 18	3-7
No. 6	0-5	No. 19	1-4
No. 7	2-9	No. 20	5-1
No. 8	1-6	No. 21	2-1
No. 9	1-0	No. 22	0-2
No. 10	3-2	No. 23	1-0
No. 11	4-5	No. 24	2-1
No. 12	1-9	No. 25	2-2
No. 13	2-5	Total	56-119

Game-by-Game vs. Ranked Opponents

Date	Opponent	Opp. AP	Utah AP	H/A/N	Result
Feb. 14, 1949	Wyoming	17	14	A	L, 45-36
Mar. 15, 1949	San Francisco	8	13	N	L, 64-63
Jan. 27, 1950	Wyoming	14	NR	H	L, 42-35
Mar. 2, 1950	Wyoming	18	NR	H	W, 39-30
Dec. 19, 1950	St. John's	13	NR	A	L, 67-66
Dec. 30, 1950	Wyoming	14	NR	N	L, 55-42
Jan. 15, 1951	Wyoming	10	NR	A	L, 48-41
Jan. 22, 1951	Wyoming	13	NR	H	W, 45-39
Feb. 16, 1951	BYU	12	NR	H	L, 73-60
Feb. 17, 1951	BYU	12	NR	A	W, 54-49
Mar. 2, 1951	BYU	11	NR	H	W, 67-58
Mar. 3, 1951	BYU	11	NR	A	L, 69-50
Mar. 28, 1951	Villanova	20	NR	N	W, 67-65
Dec. 27, 1951	St. John's	7	15	A	L, 66-57
Feb. 6, 1953	California	14	NR	H	L, 62-61
Feb. 7, 1953	California	14	NR	H	W, 62-58
Dec. 18, 1953	Oklahoma State	7	NR	A	L, 71-44
Jan. 29, 1954	California	14	NR	A	L, 70-59
Jan. 30, 1954	California	14	NR	A	L, 95-63
Feb. 26, 1954	Colorado State	18	NR	H	L, 70-66
Dec. 18, 1954	La Salle	1	15	A	W, 79-69
Dec. 21, 1954	Kentucky	1	2	A	L, 70-65

Date	Opponent	Opp. AP	Utah AP	H/A/N	Result
Dec. 22, 1954	Southern California	13	2	N	L, 54-52
Mar. 11, 1955	San Francisco	1	7	N	L, 78-59
Dec. 20, 1955	Dayton	4	3	N	L, 77-73
Jan. 20, 1956	Oklahoma City	14	16	H	W, 60-58
Mar. 17, 1956	San Francisco	1	20	N	L, 92-77
Dec. 14, 1956	Oklahoma State	19	NR	H	L, 72-59
Dec. 22, 1956	St. John's	15	NR	A	W, 79-71
Dec. 27, 1956	North Carolina	2	NR	A	L, 97-76
Dec. 28, 1956	West Virginia	4	NR	N	W, 83-66
Jan. 25, 1957	Oklahoma City	16	NR	H	L, 69-68
Dec. 29, 1958	Dayton	20	NR	N	W, 79-70
Mar. 13, 1959	California	11	18	N	L, 71-53
Dec. 28, 1959	Duke	16	6	A	L, 63-52
Jan. 9, 1960	Utah State	17	5	H	L, 73-61
Feb. 27, 1960	Utah State	8	5	H	W, 77-75
Dec. 29, 1960	St. Bonaventure	3	NR	N	L, 89-88
Dec. 31, 1960	St. John's	7	NR	A	L, 73-65
Mar. 24, 1961	Cincinnati	2	NR	N	L, 82-67
Dec. 22, 1961	Arizona State	10	NR	H	W, 102-89
Dec. 27, 1961	West Virginia	7	NR	N	W, 84-83
Dec. 28, 1961	Southern California	4	NR	A	L, 85-65
Jan. 12, 1963	Arizona State	3	NR	A	L, 80-65
Feb. 15, 1963	Arizona State	5	NR	H	L, 83-78
Jan. 1, 1964	Cincinnati	4	NR	H	W, 76-68
Dec. 30, 1964	UCLA	4	NR	A	L, 102-74
Mar. 18, 1966	UTEP	3	NR	N	L, 85-78
Mar. 19, 1966	Duke	2	NR	N	L, 79-77
Jan. 20, 1967	New Mexico	9	NR	H	W, 66-64
Dec. 29, 1967	North Carolina	5	7	N	L, 86-84
Jan. 18, 1968	New Mexico	6	5	A	L, 72-66
Feb. 17, 1968	New Mexico	5	NR	H	W, 71-64
Mar. 17, 1970	Marquette	8	NR	N	L, 83-63
Dec. 3, 1970	Southern California	7	NR	H	L, 90-81
Dec. 5, 1970	Utah State	12	NR	A	L, 94-77
Dec. 22, 1970	North Carolina	17	NR	H	W, 105-86
Dec. 28, 1970	Pennsylvania	5	NR	A	L, 86-78
Jan. 21, 1971	Utah State	12	NR	H	L, 102-92
Dec. 11, 1971	Southern California	13	NR	A	L, 79-67
Jan. 15, 1972	BYU	14	NR	H	L, 67-61
Feb. 19, 1972	BYU	11	NR	A	L, 79-66
Dec. 4, 1972	Kansas State	17	NR	H	L, 65-59
Dec. 28, 1972	North Carolina	11	NR	N	L, 73-61
Feb. 15, 1973	New Mexico	18	NR	H	L, 73-70
Jan. 4, 1974	New Mexico	17	NR	A	L, 98-91
Jan. 26, 1974	Arizona State	20	NR	H	L, 82-74
Feb. 7, 1974	UTEP	18	NR	H	W, 73-72
Mar. 18, 1974	Purdue	18	NR	N	L, 87-81
Dec. 7, 1974	Southern California	10	NR	A	L, 102-82
Dec. 28, 1974	North Carolina	8	NR	N	L, 94-91
Jan. 10, 1975	Arizona	10	NR	H	W, 75-74 (OT)
Jan. 11, 1975	Arizona State	12	NR	H	L, 96-93
Feb. 14, 1975	Arizona State	8	NR	A	L, 96-90
Feb. 15, 1975	Arizona	19	NR	A	L, 93-89
Feb. 28, 1975	UTEP	15	NR	H	L, 71-65
Dec. 23, 1975	UNLV	12	NR	A	L, 107-90



Records vs. AP Top 25

Date	Opponent	Opp. AP	Utah AP	H/A/N	Result	Date	Opponent	Opp. AP	Utah AP	H/A/N	Result
Dec. 7, 1976	UNLV	5	NR	H	W, 100-96	Mar. 21, 1997	Stanford	21	2	N	W, 82-77 (OT)
Dec. 11, 1976	San Francisco	6	NR	H	L, 91-81	Mar. 22, 1997	Kentucky	5	2	N	L, 72-59
Dec. 28, 1976	Kentucky	3	NR	A	W, 70-68	Dec. 6, 1997	Wake Forest	24	11	N	W, 62-53
Jan. 20, 1977	Arizona	16	NR	A	L, 102-98	Feb. 1, 1998	New Mexico	14	3	A	L, 77-74
Feb. 19, 1977	Arizona	17	NR	H	W, 76-61	Feb. 28, 1998	New Mexico	16	5	H	W, 65-55
Mar. 17, 1977	UNLV	4	14	N	L, 88-83	Mar. 17, 1998	Arkansas	17	7	N	W, 75-69
Jan. 28, 1978	New Mexico	14	NR	A	L, 113-89	Mar. 21, 1998	Arizona	4	7	N	W, 76-51
Feb. 23, 1978	New Mexico	5	NR	H	W, 95-92	Mar. 28, 1998	North Carolina	1	7	N	W, 65-59
Mar. 17, 1978	Notre Dame	6	14	N	L, 69-56	Mar. 30, 1998	Kentucky	5	7	N	L, 78-69
Dec. 2, 1978	Southern California	12	NR	A	L, 70-56	Nov. 24, 1998	Indiana	17	18	N	L, 52-49
Dec. 22, 1979	Louisville	11	NR	H	W, 71-69	Feb. 1, 1999	New Mexico	18	NR	A	W, 57-39
Jan. 12, 1980	BYU	17	NR	A	L, 89-72	Feb. 27, 1999	New Mexico	21	12	H	W, 77-47
Feb. 9, 1980	BYU	14	NR	H	L, 83-82	Mar. 6, 1999	New Mexico	25	8	N	W, 60-45
Dec. 20, 1980	Louisville	20	NR	A	W, 78-59	Nov. 19, 1999	Kentucky	14	16	A	W, 56-48
Jan. 31, 1981	BYU	15	9	H	W, 60-56	Dec. 22, 1999	Texas	14	NR	H	W, 79-73
Mar. 7, 1981	BYU	18	9	A	L, 95-76	Mar. 18, 2000	Michigan State	2	NR	N	L, 73-61
Mar. 19, 1981	North Carolina	6	14	H	L, 61-56	Nov. 28, 2000	Southern California	15	18	N	L, 65-60
Mar. 23, 1982	Oregon State	10	NR	H	W, 68-62 (OT)	Nov. 26, 2001	Alabama	22	NR	A	L, 76-61
Dec. 17, 1982	Houston	14	NR	N	L, 82-57	Nov. 25, 2002	Gonzaga	21	NR	N	L, 71-52
Dec. 19, 1982	Virginia	1	NR	N	L, 80-57	Dec. 24, 2002	Alabama	1	NR	H	W, 51-49
Mar. 19, 1983	UCLA	7	NR	N	W, 67-61	Mar. 23, 2003	Kentucky	1	NR	N	L, 74-54
Mar. 24, 1983	North Carolina State	16	NR	N	L, 75-56	Nov. 28, 2003	Connecticut	1	NR	N	L, 76-44
Dec. 16, 1983	Oregon State	14	NR	A	L, 62-49	Mar. 16, 2004	Boston College	25	NR	N	L, 58-51
Jan. 31, 1984	UTEP	7	NR	A	L, 79-61	Nov. 25, 2004	Washington	22	NR	N	L, 78-71
Mar. 3, 1984	UTEP	8	NR	H	L, 55-54	Dec. 11, 2004	Arizona	15	NR	A	L, 67-62
Jan. 4, 1986	UTEP	19	NR	A	L, 62-52	Mar. 19, 2005	Oklahoma	17	18	N	W, 67-58
Jan. 29, 1986	Notre Dame	14	NR	A	L, 94-64	Mar. 25, 2005	Kentucky	7	18	N	L, 62-52
Feb. 14, 1986	UTEP	15	NR	H	W, 71-67	Dec. 17, 2005	Arizona	24	NR	H	L, 73-43
Mar. 13, 1986	North Carolina	8	NR	N	L, 84-72	Jan. 16, 2007	Air Force	13	NR	H	W, 85-79
Dec. 6, 1986	Arizona	20	NR	A	W, 68-67	Feb. 14, 2007	Air Force	17	NR	A	L, 69-43
Jan. 23, 1988	UTEP	18	NR	A	L, 56-53	Mar. 8, 2007	UNLV	25	NR	A	L, 80-54
Feb. 13, 1988	Wyoming	18	NR	H	L, 69-60	Dec. 8, 2007	Oregon	19	NR	A	L, 75-64
Nov. 27, 1988	Florida	15	NR	N	L, 77-68	Dec. 9, 2008	Oklahoma	5	NR	A	L, 70-52
Jan. 12, 1991	UTEP	25	NR	H	W, 67-60	Dec. 31, 2008	Gonzaga	16	NR	H	W, 66-65
Mar. 21, 1991	UNLV	1	10	N	L, 83-66	Nov. 27, 2008	Illinois	20	NR	N	W, 60-58
Jan. 30, 1992	UTEP	19	NR	H	W, 57-54	Jan. 30, 2010	BYU	12	NR	A	L, 82-69
Dec. 12, 1992	Arizona	14	NR	A	L, 78-64	Feb. 13, 2010	New Mexico	12	NR	H	L, 68-65 (OT)
Feb. 27, 1993	BYU	23	11	H	W, 89-83	Mar. 3, 2010	BYU	14	NR	H	L, 71-51
Mar. 21, 1993	Kentucky	2	19	N	L, 83-62	Jan. 8, 2011	San Diego State	6	NR	H	L, 71-62
Dec. 9, 1993	Arizona	14	NR	H	L, 88-81	Jan. 11, 2011	BYU	11	NR	H	L, 104-79
Nov. 21, 1994	Indiana	11	NR	N	W, 77-72	Feb. 8, 2011	San Diego State	6	NR	A	L, 85-53
Nov. 22, 1994	Maryland	7	NR	N	L, 90-78	Feb. 12, 2011	BYU	7	NR	A	L, 72-59
Nov. 23, 1994	Michigan	13	NR	N	L, 73-69	Mar. 10, 2011	San Diego State	7	NR	N	L, 64-50
Mar. 19, 1995	Mississippi State	18	19	N	L, 78-64						
Nov. 25, 1995	Kansas	2	10	N	L, 79-68						
Dec. 21, 1995	Wake Forest	12	13	A	L, 60-56						
Mar. 16, 1996	Iowa State	17	12	N	W, 73-67						
Mar. 21, 1996	Kentucky	2	12	N	L, 101-70						
Dec. 7, 1996	Arizona	15	3	N	L, 69-61						
Dec. 21, 1996	Texas	14	9	H	W, 80-68						
Dec. 31, 1996	Wake Forest	2	7	H	L, 70-59						
Jan. 27, 1997	Tulsa	24	5	H	W, 84-58						
Feb. 1, 1997	New Mexico	13	4	A	L, 87-71						
Mar. 1, 1997	New Mexico	11	4	H	W, 78-58						
Mar. 7, 1997	New Mexico	14	3	N	W, 72-70						



Utah's AP Ranking History

Utah All-Time Records When Ranked in AP Top 25

Overall: 296-90 (.767)

Total Weeks Ranked: 230

Most Consecutive Weeks Ranked: 65 (3/6/95 - 12/8/98)

Rank with Most Games Played: No. 7 (35 games, 29-6)

Rank with Best Win Percentage: No. 11 and No. 23 (1.000)

Rank with Lowest Win Percentage: No. 17 (.385)

Highest Rank Achieved: No. 2, three times

Rank Most Often Received: No. 7, 14 times

Average When Ranked: 12.7

Rank	Utah's Record When	Rank	Utah's Record When
No. 1	0-0	No. 14	19-5
No. 2	3-3	No. 15	17-4
No. 3	8-4	No. 16	24-1
No. 4	14-1	No. 17	5-8
No. 5	21-6	No. 18	13-7
No. 6	12-4	No. 19	13-5
No. 7	29-6	No. 20	14-2
No. 8	13-3	No. 21	11-2
No. 9	16-4	No. 22	8-3
No. 10	19-8	No. 23	3-0
No. 11	3-0	No. 24	0-0
No. 12	15-5	No. 25	4-4
No. 13	12-5	Total	296-60

Week-by-Week AP Ranking History

Date	Rank	Date	Rank	Date	Rank
1949					
1/18/49	10				
1/25/49	10				
2/1/49	12				
2/8/49	12				
2/15/49	14				
2/22/49	16				
3/1/49	13				
3/8/49	12				
Final	12				
1951-52					
12/25/51	15				
1/1/52	18				
1/22/52	17				
1954-55					
12/7/54	16				
12/14/54	15				
12/21/54	2				
12/28/54	7				
1/4/55	8				
1/11/55	9				
1/18/55	10				
1/25/55	7				
2/1/55	5				
2/8/55	5				
2/15/55	10				
2/22/55	8				
3/1/55	7				
3/8/55	7				
Final	7				
1955-56					
12/6/55	5				
12/13/55	3				
12/20/55	3				
12/27/55	7				
1/10/56	20				
1/17/56	16				
3/6/56	20				
Final	18				
1957-58					
12/17/57	15				
12/24/57	12				
12/31/57	15				
1/7/58	19				
1958-59					
1/20/59	20				
2/3/59	16				
2/10/59	17				
2/17/59	17				
3/2/59	16				
3/9/59	18				
Final	18				
1959-60					
12/22/59	6				
12/29/59	4				
1/5/60	5				
1/12/60	7				
1/19/60	7				
1/26/60	7				
2/2/60	7				
2/9/60	9				
1960-61					
12/13/60	18				
12/20/60	18				
Final	11				
1961-62					
2/27/62	10				
3/6/62	7				
3/13/62	7				
Final	7				
1966-68					
12/26/67	7				
1/2/68	7				
1/9/68	6				
1/16/68	5				
1/23/68	10				
1973-74					
2/12/74	19				
2/19/74	17				
3/27/74	15				
Final	15				
1976-77					
12/21/76	16				
12/28/76	19				
3/1/77	20				
1960-61					
2/16/60	8				
2/23/60	5				
3/1/60	6				
3/8/60	6				
Final	6				
1961-62					
12/13/60	18				
12/20/60	18				
Final	11				
1966-68					
12/26/67	7				
1/2/68	7				
1/9/68	6				
1/16/68	5				
1/23/68	10				
1973-74					
2/12/74	19				
2/19/74	17				
3/27/74	15				
Final	15				
1976-77					
12/21/76	16				
12/28/76	19				
3/1/77	20				

Date	Rank	Date	Rank	Date	Rank
1995-96					
3/8/77	19				
3/15/77	14	Preseason	10	12/8/98	25
Final	14	11/20/95	8	2/2/99	20
1977-78					
11/29/77	20	11/27/95	14	2/9/99	14
12/6/77	14	12/4/95	14	2/16/99	12
12/20/77	17	12/11/95	13	2/23/99	12
2/28/78	19	12/18/95	13	3/2/99	8
3/6/78	15	12/26/95	15	3/9/99	6
3/13/78	14	1/2/96	15	Final	6
Final	14	1/8/96	13	1999-2000	
1980-81					
12/23/80	19	1/15/96	15	Preseason	15
12/30/80	20	1/22/96	10	11/16/99	16
1/6/81	18	1/29/96	7	11/23/99	19
1/13/81	16	2/5/96	7	11/30/99	20
1/20/81	14	2/12/96	7	12/28/99	21
1/27/81	9	2/19/96	8	1/4/00	18
2/3/81	7	2/26/96	10	1/18/00	22
2/10/81	6	3/5/96	10	1/25/00	19
2/17/81	9	3/12/96	12	2/1/00	19
2/24/81	7	Final	12	2/8/00	21
3/3/81	9	1996-97		2/15/00	21
3/10/81	14	Preseason	6	2/22/00	25
Final	14	11/19/96	4	2000-01	
1990-91					
1/15/91	23	11/26/96	4	Preseason	13
1/22/91	20	12/3/96	3	11/14/00	12
1/29/91	13	12/10/96	9	11/21/00	13
2/5/91	17	12/17/96	9	11/28/00	18
2/12/91	14	12/24/96	8	12/5/00	22
2/19/91	10	12/31/96	7	2002-03	
2/26/91	9	1/7/97	9	2/18/03	23
3/5/91	8	1/14/97	9	2/25/03	22
3/12/91	10	1/21/97	5	2004-05	
Final	10	1/28/97	4	1/25/05	25
1991-92					
Preseason	14	2/4/97	5	2/1/05	21
11/25/91	14	2/11/97	5	2/8/05	15
12/2/91	13	2/18/97	5	2/15/05	14
12/9/91	10	2/25/97	4	2/22/05	13
12/16/91	18	3/4/97	3	3/1/05	16
12/23/91	19	3/11/97	2	3/8/05	15
1992-93					
1/11/93	25	Final	2	3/15/05	18
1/18/93	22	1997-98		Final	18
1/25/93	17	Preseason	16	2008-09	
2/1/93	21	11/18/97	16	3/17/09	25
2/8/93	16	11/25/97	16	Final	25
2/15/93	12	12/2/97	11	1997-98	
2/22/93	11	12/9/97	9	Preseason	16
3/1/93	9	12/16/97	7	11/18/98	9
3/8/93	15	12/23/97	6	11/24/98	18
3/15/93	19	12/30/97	4	12/1/98	21
Final	19	1/6/98	3	1998-99	
1994-95					
3/6/95	22	1/13/98	4	Preseason	10
3/13/95	19	1/20/98	4	11/17/98	9
Final	19	1/27/98	3	11/24/98	18
1996-97					
1/15/91	23	2/3/98	5	12/1/98	21
1/22/91	20	2/10/98	5		
1/29/91	13	2/17/98	6		
2/5/91	17	2/24/98	5		
2/12/91	14	3/3/98	5		
2/19/91	10	3/10/98	7		
2/26/91	9	Final	7		
3/5/91	8	1998-99			
3/12/91	10	Preseason	10		
Final	10	11/17/98	9		
1990-91					
1/15/91	23	11/24/98	18		
1/22/91	20	12/1/98	21		
1/29/91	13				
2/5/91	17				
2/12/91	14				
2/19/91	10				
2/26/91	9				
3/5/91	8				
3/12/91	10				
Final	10				

U T A H B A S K E T B A L L



TEAM HISTORY



Utah Among the Nation's Elite

ALL-TIME WINNINGEST PROGRAMS

By Total Wins

	Team	W	L	Pct.
1	Kentucky	2046	638	0.762
2	Kansas	2038	799	0.718
3	North Carolina	2033	727	0.737
4	Duke	1946	827	0.702
5	Syracuse	1810	819	0.688
6	St. John's (N.Y.)	1770	897	0.664
7	Temple	1766	974	0.645
8	UCLA	1699	754	0.693
9	Notre Dame	1696	926	0.647
10	Pennsylvania	1682	986	0.630
11	Utah	1664	893	0.651
12	Indiana	1663	950	0.636
13	Illinois	1650	882	0.652
14	BYU	1640	1005	0.620
	Washington	1640	1068	0.606
16	Western Ky.	1639	808	0.670
17	Texas	1638	963	0.630
18	Louisville	1632	854	0.656
19	Purdue	1620	941	0.633
20	Oregon State	1617	1217	0.570
21	Arizona	1614	881	0.647
22	West Virginia	1602	991	0.618
23	Princeton	1599	1002	0.615
24	Cincinnati	1598	940	0.630
25	NC St.	1569	956	0.621

By Winning Percentage

	Team	W	L	Pct.
1	Kentucky	2046	638	0.762
2	North Carolina	2033	727	0.737
3	Kansas	2038	799	0.718
4	Duke	1946	827	0.702
5	UCLA	1699	754	0.693
6	Syracuse	1810	819	0.688
7	Western Ky.	1639	808	0.670
8	St. John's (N.Y.)	1770	897	0.664
9	Louisville	1632	854	0.656
10	Illinois	1650	882	0.652
11	Utah	1664	893	0.651
12	Notre Dame	1696	926	0.647
	Arizona	1614	881	0.647
14	Temple	1766	974	0.645
15	Connecticut	1531	848	0.644
16	Villanova	1551	870	0.641
17	Arkansas	1519	853	0.640
18	Murray State	1451	820	0.639
19	Indiana	1663	950	0.636
20	Purdue	1620	941	0.633
21	Weber State	890	521	0.631
22	Pennsylvania	1682	986	0.630
	Texas	1638	963	0.630
	Cincinnati	1598	940	0.630
25	NC St.	1569	956	0.621

UTAH'S FINAL NATIONAL RANKINGS

Season	Associated Press	UPI	ESPN/USA Today
1954-55	7	4	--
1955-56	18	13	--
1958-59	18	14	--
1959-60	6	5	--
1960-61	11	13	--
1961-62	7	10	--
1965-66	nr	12	--
1967-68	nr	18	--
1973-74	15	nr	--
1976-77	14	10	--
1977-78	14	18	--
1980-81	14	10	--
1990-91	10	10	--
1992-93	19	--	16
1994-95	19	--	22
1995-96	12	--	12
1996-97	2	--	6
1997-98	7	--	2
1998-99	6	--	10
2004-05	18	--	14
2008-09	25	--	--

Note: The UPI Poll was replaced by the ESPN/USA Today Poll in 1991-92.

MOST NCAA TOURNAMENT APPEARANCES

Team	Appearances
1. Kentucky	50
2. UCLA	43
3. North Carolina	40
4. Kansas	38
5. Indiana	35
Louisville	35
7. Duke	33
8. Syracuse	32
9. Villanova	30
10. Arkansas	29
Notre Dame	29
12. Illinois	28
Connecticut	28
14. Utah	27
St. John's	27

MOST CONFERENCE CHAMPIONSHIPS

Team	Outright	Shared	Total
1. Kansas	39	13	52
2. Kentucky	34	9	43
3. Western Kentucky	36	5	41
4. North Carolina	23	13	36
5. UCLA	28	2	30
6. Utah	16	13	29
7. Connecticut	22	6	28
8. Cincinnati	24	2	26
9. Princeton	17	7	24
Arkansas	16	8	24



Utah advanced to the 1998 Final Four at the Alamodome in San Antonio, Texas. After upsetting No. 1 North Carolina in the semifinals, Utah faced Kentucky in the national championship game.



National Champions

1916 AAU Champions

The 1915-16 Ute hoop squad started out as a team unsure of itself, but after a victory over Brigham Young in Provo and two close wins over Utah State the team knew it was pretty good. Utah had not considered sending a team to Chicago for the AAU National Championships, but after the Utes beat the defending national champion Olympic Club of San Francisco, 46-26, a groundswell of support raised enough money to send the team to the Windy City in search of a national title. After drawing a first-night bye, the Utes faced a rematch with the Olympic Club. The results were the same the second time around as Utah took a 52-40 victory to move into the championship game against the Illinois Athletic Club.

The title game was close throughout, and with just seconds to go Illinois had a one-

point lead and the ball out of bounds under the Ute basket. Utah coach Nelson H. Nordgren set up a tight defense, and on the inbound pass Ute forward Clyde Packer knocked the ball to the ground. Packer picked up the ball and with just a "second or two left" threw the ball in the basket to give Utah a 28-27 win and its first national championship.

1944 NCAA Champions

The Utes were invited to both the NIT and the NCAA Tournament at the end of the 1944 season, but chose the former. At the time, the NIT was a much better tournament financially, and the chance to play in New York's Madison Square Garden was something the Ute players, and especially coach Vadal Peterson, wanted to experience.

Kentucky was Utah's first opponent in the NIT and even though the young Utes played well, they couldn't overcome the experience of the Wildcats and fell 46-36. While the Utes were still seeing the sights of New York before heading home, Peterson received a phone call from the NCAA asking them to participate in their tournament as a late fill-in for Arkansas, which was involved in an automobile accident, making the team unable to play in the tournament. The Utes quickly accepted and headed to Kansas City, where they beat Missouri, 45-35, in the first round and Iowa State, 40-35, to advance to the championship game back in Madison Square Garden against Dartmouth.

The game was close throughout, with the lead changing hands six times in the last two minutes. At the end of regulation the two teams were tied at 36 and the game headed into overtime.

Arnie Ferrin, who scored 22 points that night, netted four points in the extra period. With the score tied at 40 with just three seconds left, Herb Wilkinson hit a one-hander from behind the free throw circle to give the Utes the win and the NCAA Championship. A few days later, Utah faced NIT winner St. John's in a Red Cross Benefit game in the Garden. Helped by a nine-point run in the second half, the Utes came away with a 43-36 victory.

Ferrin was the first freshman ever to be named MVP of the Final Four.



Head Coach Vadal Peterson (top row, left) led Utah to the NCAA Championship in 1944 and the first of two national titles in four seasons.

1947 NIT Champions

Three years after accepting an NIT invitation that turned into an NCAA Championship, the Utes were again invited to the prestigious New York tournament. This time, the Utes helped the state of Utah celebrate its centennial by coming away with the 1947 NIT Championship.

The Utes won the three games in the tournament by a total of seven points, beating Duquesne, 45-44, West Virginia, 64-62, and sneaking by Kentucky, 49-45, in the championship game.

Arnie Ferrin, Wat Misaka and Dick Smuin, veterans of the '44 NCAA Championship run, were mainstays of this team, but center Vern Gardner garnered tournament MVP honors. Fred Weidner also played a major part in the championship.

The NIT crown was the last of the three major basketball championships to elude the Utes, making the University of Utah the only school in history to win the NCAA, NIT and AAU National Championships.



The starters from the 1947 NIT title team: Wat Misaka, Fred Weidner, Arnie Ferrin, Vern Gardner and Leon Watson.



Postseason Tournament History

NCAA

1944

West Regional (Kansas City, Mo.)

Mar. 24 Utah 45, Missouri 35
 Mar. 25 Utah 40, Iowa State 31

National Championship (New York, N.Y.)

Mar. 28 Utah 42, Dartmouth 40 (OT)

1945

West Regional (Kansas City, Mo.)

Mar. 23 Oklahoma State 62, Utah 37
 Mar. 24 Oregon 69, Utah 66

1955

First Round - Bye

West Regional Semifinal (Corvallis, Ore.)

Mar. 11 San Francisco 78, Utah 59

West Regional Consolation (Corvallis, Ore.)

Mar. 12 Utah 108, Seattle 85

1956

First Round - Bye

West Regional Semifinal (Corvallis, Ore.)

Mar. 16 Utah 81, Seattle 72

West Regional Championship (Corvallis, Ore.)

Mar. 17 San Francisco 92, Utah 77

1959

First Round - Bye

West Regional Semifinal (San Francisco, Calif.)

Mar. 13 California 71, Utah 53

West Regional Consolation (San Francisco, Calif.)

Mar. 14 Idaho State 71, Utah 65

1960

West First Round (Provo, Utah)

Mar. 8 Utah 80, Southern California 73

West Regional Semifinal (Seattle, Wash.)

Mar. 11 Oregon 65, Utah 54

West Regional Consolation (Seattle, Wash.)

Mar. 12 Utah 89, Santa Clara 81


1961

West Regional (Portland, Ore.)

Mar. 17 Utah 91, Loyola Marymount 75
 Mar. 18 Utah 88, Arizona State 80

Final Four (Kansas City, Mo.)

Mar. 24 Cincinnati 82, Utah 67
 Mar. 25 St. Joseph's 127, Utah 120 (4OT)



Mike Doleac played in the NCAA Tournament all four years at Utah. In 1997-98, he helped lead the Utes to the national championship game.

1966

West Regional (Los Angeles, Calif.)

Mar. 11 Utah 83, Pacific 74
 Mar. 12 Utah 70, Oregon State 64

Final Four (College Park, Md.)

Mar. 18 Texas Western 85, Utah 78
 Mar. 19 Duke 79, Utah 77

1977

West First Round (Tucson, Ariz.)

Mar. 12 Utah 72, St. John's 68

West Regional (Provo, Utah)

Mar. 17 UNLV 88, Utah 83

1978

Midwest First Round (Wichita, Kan.)

Mar. 12 Utah 86, Missouri 79 (2OT)

Midwest Regional (Lawrence, Kan.)

Mar. 17 Notre Dame 69, Utah 56

1979

West First Round (Los Angeles, Calif.)

Mar. 9 Pepperdine 92, Utah 88 (OT)

1981

West First/Second Rounds (El Paso, Texas)

First Round - Bye

Mar. 15 (3)-Utah 94, (11)-Northeastern 69

West Regional (Salt Lake City)

Mar. 19 (2)-North Carolina 61, (3)-Utah 56

1983

West First/Second Rounds (Boise, Idaho)

Mar. 17 (10)-Utah 52, (7)-Illinois 49

Mar. 19 (10)-Utah 67, (2)-UCLA 61

West Regional (Ogden, Utah)

Mar. 24 (6)-No. Carolina St. 75, (10)-Utah 56

1986

West First/Second Rounds (Ogden, Utah)

Mar. 13 (3)-North Carolina 84, (14)-Utah 72

1991

West First/Second Rounds (Tucson, Ariz.)

Mar. 15 (4)-Utah 82, (13)-South Alabama 72

Mar. 17 (4)-Utah 85, (5)-Michigan State 84 (2OT)

West Regional (Seattle, Wash.)

Mar. 21 (1)-UNLV 83, (4)-Utah 66

1993

Southeast First/Second Rounds (Nashville, Tenn.)

Mar. 19 (8)-Utah 86, (9)-Pittsburgh 65

Mar. 21 (1)-Kentucky 83, (8)-Utah 62

1995

West First/Second Rounds (Boise, Idaho)

Mar. 17 (4)-Utah 76, (13)-Long Beach State 64

Mar. 19 (5)-Mississippi State 78, (4)-Utah 64

1996

Midwest First/Second Rounds (Dallas, Texas)

Mar. 14 (4)-Utah 72, (13)-Canisius 43

Mar. 16 (4)-Utah 73, (5)-Iowa State 67

Midwest Regional (Minneapolis, Minn.)

Mar. 21 (1)-Kentucky 101, (4)-Utah 70

1997

West First/Second Rounds (Tucson, Ariz.)

Mar. 14 (2)-Utah 75, (15)-Navy 61

Mar. 16 (2)-Utah 77, (7)-UNC Charlotte 58

West Regional (San Jose, Calif.)

Mar. 20 (2)-Utah 82, (6)-Stanford 77 (OT)

Mar. 22 (1)-Kentucky 72, (2)-Utah 59

1998

West First/Second Rounds (Boise, Idaho)

Mar. 12 (3)-Utah 85, (14)-San Francisco 68

Mar. 14 (3)-Utah 75, (6)-Arkansas 69

West Regional (Anaheim, Calif.)

Mar. 19 (3)-Utah 65, (10)-West Virginia 62

Mar. 21 (3)-Utah 76, (1)-Arizona 51

Final Four (San Antonio, Texas)

Mar. 28 (3)-Utah 65, (1)-North Carolina 59

Mar. 30 (2)-Kentucky 78, (3)-Utah 69

1999

Midwest First/Second Rounds (New Orleans, La.)

Mar. 12 (2)-Utah 80, (15)-Arkansas State 58

Mar. 14 (10)-Miami (Ohio) 66, (2)-Utah 58

2000

Midwest First/Second Rounds (Cleveland, Ohio)

Mar. 16 (8)-Utah 48, (9)-Saint Louis 45

Mar. 18 (1)-Michigan State 73, (8)-Utah 61

2002

South First/Second Rounds (Sacramento, Calif.)

Mar. 14 (5)-Indiana 75, (12)-Utah 56

2003

Midwest First/Second Rounds (Nashville, Tenn.)

Mar. 21 (9)-Utah 60, (8)-Oregon 58

Mar. 23 (1)-Kentucky 74, (9)-Utah 54

2004

St. Louis First/Second Rounds (Milwaukee, Wis.)

Mar. 19 (6)-Boston College 58, (11)-Utah 51

2005

Austin First/Second Rounds (Tucson, Ariz.)

Mar. 17 (6)-Utah 60, (11)-UTEP 54

Mar. 19 (6)-Utah 67, (3)-Oklahoma 58

Austin Regional (Austin, Texas)

Mar. 24 (2)-Kentucky 62, (6)-Utah 52

2009

Midwest First/Second Rounds (Miami, Fla.)

Mar. 17 (12)-Arizona 84, (5)-Utah 71

NIT

1944

(New York, N.Y.)

Mar. 20 Kentucky 46, Utah 38

1947

(New York, N.Y.)

Mar. 17 Utah 45, Duquesne 44

Mar. 19 Utah 64, West Virginia 62

Mar. 24 Utah 49, Kentucky 45

1949

(New York, N.Y.)

Mar. 15 San Francisco 64, Utah 63

1957

(New York, N.Y.)

Mar. 16 Memphis State 77, Utah 75

1958

(New York, N.Y.)

Mar. 15 St. John's 71, Utah 70

1970


(New York, N.Y.)

Mar. 14 Utah 78, Duke 75

Mar. 17 Marquette 83, Utah 63



Postseason Tournament History



Manny Hendrix played in two NCAA Tournaments with the Utes. He was a captain on Utah's 1985-86 team.

1974

(New York, N.Y.)

- Mar. 17 Utah 102, Rutgers 89
 Mar. 21 Utah 92, Memphis 78
 Mar. 23 Utah 117, Boston College 93
 Mar. 24 Purdue 87, Utah 81

1987

First Round (Boise, Idaho)

- Mar. 11 Boise State 62, Utah 61

1988

First Round (Evansville, Ind.)

- Mar. 17 Evansville 66, Utah 55

1992

First Round (Salt Lake City)

- Mar. 19 Utah 72, Ball State 57

Second Round (Tempe, Ariz.)

- Mar. 24 Utah 60, Arizona State 58

Third Round (Salt Lake City)

- Mar. 27 Utah 84, Rhode Island 72

Final Four (New York, N.Y.)

- Mar. 30 Notre Dame 58, Utah 55

- Apr. 1 Utah 81, Florida 78

2001

First Round (Salt Lake City)

- Mar. 13 Memphis 71, Utah 62

CBI

2008

First Round (El Paso, Texas)

- Mar. 19 Utah 81, UTEP 69

Second Round (Tulsa, Okla.)

- Mar. 24 Tulsa 69, Utah 60

NATIONAL AAU

1919

(Los Angeles, Calif.)

- Apr. 18 Los Angeles AC Blue 33, Utah 21

- Apr. 19 Los Angeles AC Mercury 33, Utah 32

1920

(Atlanta, Ga.)

- Mar. 10 Utah 62, Charlotte YMCA 20

- Mar. 11 Rutgers 35, Utah 32

CONFERENCE

1984

(Salt Lake City)

- Mar. 5 Utah 69, Hawaii 65

(Albuquerque, N.M.)

- Mar. 7 New Mexico 56, Utah 45

1985

(Salt Lake City)

- Mar. 4 Utah 61, Wyoming 60

- Mar. 6 Utah 66, Air Force 64

- Mar. 8 UTEP 82, Utah 73 (OT)

1986

(Laramie, Wyo.)

- Mar. 6 San Diego State 73, Utah 71

1987

(Albuquerque, N.M.)

- Mar. 5 Wyoming 56, Utah 64

1988

(Provo, Utah)

- Mar. 9 Colorado State 78, Utah 68

1989

(Salt Lake City)

- Mar. 8 Utah 70, San Diego State 57

- Mar. 9 Colorado State 52, Utah 50

1990

(El Paso, Texas)

- Mar. 8 Utah 62, Brigham Young 61 (OT)

- Mar. 9 Hawaii 66, Utah 60

1991

(Laramie, Wyo.)

- Mar. 7 Utah 67, San Diego State 56

- Mar. 8 Utah 69, Wyoming 63

- Mar. 9 Brigham Young 51, Utah 49 (OT)

1992

(Fort Collins, Colo.)

- Mar. 13 Utah 81, Hawaii 69

- Mar. 13 Brigham Young 75, Utah 62

1993

(Salt Lake City - Delta Center)

- Mar. 11 Utah 85, San Diego State 64

- Mar. 12 UTEP 90, Utah 85 (OT)

1994

(Salt Lake City - Delta Center)

- Mar. 10 Brigham Young 96, Utah 65

1995

(Albuquerque, N.M.)

- Mar. 9 Utah 72, San Diego State 63

- Mar. 10 Utah 86, New Mexico 50

- Mar. 11 Utah 67, Hawaii 54

1996

(Albuquerque, N.M.)

- Mar. 7 Utah 76, Hawaii 63

- Mar. 8 Utah 71, Colorado State 69

- Mar. 9 New Mexico 64, Utah 60

1997

(Las Vegas, Nev.)

- Mar. 6 Utah 59, SMU 58

- Mar. 7 Utah 72, New Mexico 70

- Mar. 8 Utah 89, TCU 68

1998

(Las Vegas, Nev.)

- Mar. 5 UNLV 54, Utah 51

1999

(Las Vegas, Nev.)

- Mar. 4 Utah 81, Brigham Young 62

- Mar. 5 Utah 64, Tulsa 61 (OT)

- Mar. 6 Utah 60, New Mexico 45

2000

(Las Vegas, Nev.)

- Mar. 9 Utah 74, Air Force 65

- Mar. 10 Brigham Young 58, Utah 54

2001

(Las Vegas, Nev.)

First Round - Bye

- Mar. 9 New Mexico 56, Utah 53

2002

(Las Vegas, Nev.)

- Mar. 7 Utah 69, Colorado State 66

- Mar. 8 UNLV 76, Utah 70

2003

(Las Vegas, Nev.)

- Mar. 13 Utah 42, Air Force 38

- Mar. 14 UNLV 64, Utah 41

2004

(Denver, Colo.)

- Mar. 11 Utah 75, San Diego State 69

- Mar. 12 Utah 54, Brigham Young 51

- Mar. 13 Utah 73, UNLV 70

2005

(Denver, Colo.)

- Mar. 10 Utah 62, Colorado State 49

- Mar. 11 Utah 73, UNLV 67

- Mar. 12 New Mexico 60, Utah 56

2006

(Denver, Colo.)

- Mar. 9 Utah 74, Brigham Young 70

- Mar. 10 Wyoming 60, Utah 47

2007

(Las Vegas, Nev.)

- Mar. 8 UNLV 80, Utah 54

2008

(Las Vegas, Nev.)

- Mar. 13 Utah 82, New Mexico 80 (OT)

- Mar. 14 UNLV 61, Utah 55

2009

(Las Vegas, Nev.)

- Mar. 12 Utah 61, TCU 58

- Mar. 13 Utah 68, Wyoming 55

- Mar. 14 Utah 52, San Diego State 50

2010

(Las Vegas, Nev.)

- Mar. 12 UNLV 73, Utah 61

2011

(Las Vegas, Nev.)

- Mar. 10 San Diego State 64, Utah 50

* - WAC, 1984-98, MWC, 1999-2011



27 Conference Championships

STATE COMPETITION

1909.....	Brigham Young
1910.....	Utah
1911.....	Brigham Young
1912.....	Brigham Young
1913.....	Utah
1914.....	Brigham Young
1915.....	Brigham Young
1916.....	Utah
1917.....	Brigham Young
1918.....	Utah State
1919.....	Utah
1920.....	Utah
1921.....	Utah
1922.....	Brigham Young
1923.....	Utah
1924.....	Brigham Young

ROCKY MOUNTAIN CONFERENCE

Year.....	Utah Finish	Champion
1925.....	Brigham Young	
1926.....	Utah State	
1927.....	Montana State	
1928.....	Montana State	
1929.....	Montana State	
1930.....	Montana State/ Utah State	
1931.....	Utah	
1932.....	Utah /BYU	
1933.....	Utah /BYU	
1934.....	Brigham Young	
1935.....	Utah State	
1936.....	Utah State	
1937.....	Utah / Mont. St.	

SKYLINE CONFERENCE

Year.....	Utah Finish	Champion
1938.....	Utah /Colorado	
1939.....	Colorado	
1940.....	Colorado	
1941.....	Wyoming	
1942.....	Colorado	
1943.....	Wyoming	
1944.....	No champ	
1945.....	Utah	
1946.....	Wyoming	
1947.....	Wyoming	
1948.....	Brigham Young	
1949.....	Wyoming	
1950.....	Brigham Young	
1951.....	Brigham Young	
1952.....	Wyoming	
1953.....	Wyoming	
1954.....	Colorado A&M	
1955.....	Utah	

1956.....	Utah
1957.....	Brigham Young
1958.....	Wyoming
1959.....	Utah
1960.....	Utah
1961.....	Utah / Colo. St.
1962.....	Utah

WESTERN ATHLETIC CONFERENCE

Year.....	Utah Finish	Champion
1963.....	Arizona State	
1964.....	New Mexico/ Arizona St.	
1965.....	Brigham Young	
1966.....	Utah	
1967.....	Wyoming/BYU	
1968.....	New Mexico	
1969.....	Wyoming/BYU	
1970.....	UTEP	
1971.....	Brigham Young	
1972.....	Brigham Young	
1973.....	Arizona State	
1974.....	New Mexico	
1975.....	Arizona State	
1976.....	Arizona	
1977.....	Utah	
1978.....	New Mexico	
1979.....	Brigham Young	
1980.....	Brigham Young	
1981.....	Utah /Wyoming	
1982.....	Wyoming	
1983.....	Utah /UTEP/ Brigham Young	
1984.....	UTEP	
1985.....	UTEP	
1986.....	Utah /Wyoming/ UTEP	
1987.....	UTEP	
1988.....	Brigham Young	
1989.....	Colorado State	
1990.....	Colorado State/ BYU	
1991.....	Utah	
1992.....	BYU/UTEP	
1993.....	Utah /BYU	
1994.....	New Mexico	
1995.....	Utah	
1996.....	Utah	
1997.....	Utah	
.....	(Utah won div.)	
1998.....	UNLV	
.....	(Utah won div.)	
1999.....	Utah	
.....	(Utah won div.)	

MOUNTAIN WEST CONFERENCE

Year.....	Utah Finish	Champion
2000.....	Utah /UNLV	
2001.....	Utah /BYU/ Wyoming	
2002.....	Wyoming	
2003.....	Utah /BYU	
2004.....	Air Force	
2005.....	Utah	
2006.....	San Diego State	
2007.....	BYU	
2008.....	BYU	
2009.....	Utah /BYU/ New Mexico	
2010.....	New Mexico	
2011.....	BYU	

The Old Oquirrh Bucket




The Old Oquirrh Bucket (named after the Oquirrh Mountains to the west of Salt Lake City) is awarded every year to the in-state college team (Utah, BYU, Southern Utah, Utah State and Weber State) which has the best win-loss record against in-state competition. In 2010, the schools agreed to retire the trophy. The winners since the trophy was born in the 1974-75 season:

1974-75	Utah State	1993-94	BYU
1975-76	Utah State	1994-95	Utah
1976-77	Weber State	1995-96	Utah
1977-78	Utah	1996-97	Utah
1978-79	BYU	1997-98	Utah
1979-80	BYU	1998-99	Utah
1980-81	Utah	1999-00	Utah
1981-82	BYU	2000-01	BYU
1982-83	Utah State	2001-02	Utah State
1983-84	Utah State	2002-03	Utah
1984-85	Utah State	2003-04	Utah
1985-86	Weber State	2004-05	Utah State
1986-87	BYU	2005-06	Utah
1987-88	Utah	2006-07	BYU
1988-89	Utah	2007-08	BYU
1989-90	Utah	2008-09	BYU
1991-92	BYU	2009-10	Utah State
1992-93	Weber State		




Retired Jerseys and NBA Draft Picks




4 Andrew Bogut
(2003-05)




12 Billy McGill
(1959-62)



22 Arnie Ferrin
(1943-48)




23 Danny Vranes
(1977-81)



24 Andre Miller
(1995-99)



33 Vern Gardner
(1945-49)



44 Keith Van Horn
(1993-97)


NBA Draft Picks

Year	Player	Round	Pick No.	Team	Year	Player	Round	Pick No.	Team
1947	Wat Misaka	-	-	New York Knicks	1976	Doug Terry	8	124	Atlanta Hawks
1948	Arnie Ferrin	-	-	Minneapolis Lakers	1977	Jeff Jonas	4	86	Philadelphia 76ers
1949	Vern Gardner	-	-	Philadelphia Warriors	1978	Buster Matheney	2	28	Houston Rockets
1951	Glen Duggins	-	-	Baltimore Bullets	1978	Jeff Judkins	2	30	Boston Celtics
1952	Glen Smith	-	-	Philadelphia Warriors	1979	Greg Deane	4	67	Utah Jazz
1956	Gary Bergen	-	-	New York Knicks	1979	Coby Leavitt	9	180	Philadelphia 76ers
1956	Art Bunte	-	-	New York Knicks	1980	Coby Leavitt	6	134	Phoenix Suns
1958	Milt Kane	8	59	New York Knicks	1981	Danny Vranes	1	5	Seattle Supersonics
1962	Billy McGill	1	1	Chicago Zephyrs	1981	Tom Chambers	1	8	San Diego Clippers
1964	Doug Moon	13	94	Baltimore Bullets	1981	Karl Bankowski	6	116	Dallas Mavericks
1966	Jerry Chambers	1	7	L.A. Lakers	1983	Pace Mannion	2	43	Golden State Warriors
1966	George Fisher	6	51	New York Knicks	1983	Peter Williams	7	145	Golden State Warriors
1968	Jeff Ockel	3	24	Seattle Supersonics	1984	Chris Winans	8	177	New Jersey Nets
1968	Merv Jackson	9	120	Phoenix Suns	1993	Josh Grant	2	43	Denver Nuggets
1968	Walt Simon	12	149	Seattle Supersonics	1993	Byron Wilson	2	54	Phoenix Suns
1971	Mike Newlin	2	24	San Diego Rockets	1997	Keith Van Horn	1	2	Philadelphia 76ers *
1971	Ken Gardner	5	82	Phoenix Suns	1998	Michael Doleac	1	12	Orlando Magic
1972	Mark Soderberg	12	172	Phoenix Suns	1999	Andre Miller	1	8	Cleveland Cavaliers
1974	Mike Sojourner	1	10	Atlanta Hawks	2000	Hanno Möttölä	2	40	Atlanta Hawks
1974	Tyrone Medley	5	79	Atlanta Hawks	2005	Andrew Bogut	1	1	Milwaukee Bucks
1975	Luther Burden	2	26	New York Knicks					


* Traded to the New Jersey Nets shortly after the draft.




All-Americans



Dick Romney
1916




Bill Kinner
1935, 1936




Arnie Ferrin
1944, 1945 (Consensus)
1947, 1948




Vern Gardner
1947, 1948




Glen Smith
1952




Art Bunte
1956




Billy McGill
1961, 1962 (Consensus)




Merv Jackson
1970




Mike Newlin
1973



Mike Sojourner
1974




Luther "Ticky" Burden
1975




Danny Vranes
1983




Keith Van Horn
1996, 1997 (Consensus)




Michael Doleac
1998



Andre Miller
1998, 1999 (Consensus)




Andrew Bogut
2005 (Consensus)




Luke Nevill
2009 (HM)



Conference Player of the Year




Pace Mannion
1983 (WAC)




Josh Grant
1991 (WAC); 1993 (WAC)




Keith Van Horn
1995 (WAC), 1996 (WAC); 1997 (WAC Div.)



Andre Miller
1999 (WAC Division)



Alex Jensen
2000 (MWC)



Britton Johnsen
2002 (MWC)




Andrew Bogut
2005 (MWC)



Luke Nevill
2009 (MWC)



Honors and Awards



Hanno Möttölä was an Academic All-American in 1999 and 2000.

Academic All-America

1970..... Mike Newlin (1st team)
 1971..... Mike Newlin (1st team)
 1977..... Jeff Jonas (2nd team)
 1998..... Michael Doleac (1st team)
 Drew Hansen (3rd team)
 1999..... Hanno Möttölä (2nd team)
 2000..... Hanno Möttölä (3rd team)

NCAA Post-Graduate Scholarship Winners

1968..... Lyndon MacKay
 1971..... Mike Newlin
 1977..... Jeff Jonas
 1993..... Larry Cain
 1998..... Drew Hansen

Frances Pomeroy Naismith Award

1977..... Jeff Jonas

Olympians

1980..... Danny Vranes (USA)
 1992..... Ma Jian (China)
 2004..... Andrew Bogut (Australia)

All-WAC

1963..... Bo Crain (2nd team)
 1964..... Doug Moon (2nd team)
 1965..... Jerry Chambers (2nd team)
 1966..... Jerry Chambers (1st team)
 1967..... Merv Jackson (1st team)
 DeWitt Menyard (2nd team)
 1968..... Merv Jackson (1st team)
 Walt Simon (2nd team)
 1969..... Mike Newlin (1st team)
 Ken Gardner (2nd team)
 1970..... Mike Newlin (1st team)
 Ken Gardner (2nd team)
 1971..... Ken Gardner (1st team)
 Mike Newlin (1st team)
 1973..... Mike Sojourner (2nd team)
 1974..... Luther "Ticky" Burden (1st team)

..... Mike Sojourner (1st team)
 1975..... Luther "Ticky" Burden (1st team)
 1976..... Jeff Judkins (1st team)
 Jeff Jonas (2nd team)
 Chas Menatti (2nd team)
 1977..... Jeff Jonas (1st team)
 Jeff Judkins (1st team)
 Buster Matheney (2nd team)
 1978..... Jeff Judkins (1st team)
 Buster Matheney (1st team)
 Danny Vranes (2nd team)
 1979..... Danny Vranes (1st team)
 Tom Chambers (2nd team)
 1980..... Danny Vranes (1st team)
 Tom Chambers (2nd team)
 1981..... Tom Chambers (1st team)
 Danny Vranes (1st team)
 1983..... Pace Mannion (1st team)
 Peter Williams (2nd team)
 1984..... Chris Winans (2nd team)
 1985..... Kelvin Upshaw (2nd team)
 1986..... Jerry Stroman (1st team)
 Manny Hendrix (2nd team)
 1987..... Mitch Smith (2nd team)
 1988..... Mitch Smith (1st team)
 1989..... Mitch Smith (2nd team)
 1990..... Josh Grant (2nd team)
 1991..... Josh Grant (1st team)
 Walter Watts (2nd team)
 1992..... Paul Afeaki (2nd team)
 1993..... Josh Grant (1st team)
 Jimmy Soto (1st team)
 Byron Wilson (1st team)
 1994..... Keith Van Horn (1st team)
 1995..... Brandon Jessie (1st team)
 Keith Van Horn (1st team)
 1996..... Brandon Jessie (1st team)
 Keith Van Horn (1st team)
 1997..... Michael Doleac (1st team)
 Keith Van Horn (1st team)
 1998..... Michael Doleac (1st team)
 Andre Miller (1st team)
 Hanno Möttölä (2nd team)
 1999..... Alex Jensen (1st team)
 Andre Miller (1st team)
 Hanno Möttölä (1st team)

All-Mountain West Conference

2000..... Alex Jensen (1st team)
 Hanno Möttölä (1st team)
 2001..... Kevin Bradley (2nd team)
 Britton Johnsen (2nd team)
 2002..... Britton Johnsen (1st team)
 Nick Jacobson (3rd team)
 Jeff Johnsen (3rd team)
 2003..... Tim Frost (2nd team)
 Marc Jackson (2nd team)
 Britton Johnsen (2nd team)
 Nick Jacobson (3rd team)
 2004..... Nick Jacobson (1st team)
 Andrew Bogut (2nd team)
 2005..... Andrew Bogut (1st team)
 Marc Jackson (1st team)
 Bryant Markson (3rd team)
 2006..... Bryant Markson (3rd team)
 2007..... Luke Nevill (3rd team)
 Johnnie Bryant (Honorable Mention)
 2008..... Luke Nevill (2nd team)
 Johnnie Bryant (2nd team)

2009..... Luke Nevill (1st Team)
 Lawrence Borha (3rd Team)
 Carlon Brown (Honorable Mention)
 Luka Drca (Honorable Mention)
 Shaun Green (Honorable Mention)
 Tyler Kepkay (Honorable Mention)
 2010..... Carlon Brown (3rd Team)
 Luka Drca (Honorable Mention)
 Marshall Henderson (Honorable Mention)
 2011..... Will Clyburn (2nd Team)
 Josh Watkins (Honorable Mention)

Mountain West Defensive Player of the Year

2009..... Luke Nevill
 2010..... David Foster

Mountain West Sixth Man of the Year

2009..... Shaun Green

Mountain West All-Defensive Team

2009..... Luke Nevill
 Lawrence Borha
 2010..... David Foster
 2011..... David Foster

Mountain West Freshman of the Year

2001..... Nick Jacobson
 2004..... Andrew Bogut

Mountain West Coach of the Year

2001..... Dick Hunsaker
 2005..... Ray Giacoletti

Academic All-Mountain West

2000..... Jeff Johnsen, Jeremy Killion,
 Hanno Möttölä, Mike Puzey,
 Adam Sharp
 2001..... Lance Allred, Chris Burgess,
 Trace Caton, Mike Puzey
 2002..... Lance Allred, Trace Caton,
 Nick Jacobson, Martin Osimani,
 Eric Osmundson
 2003..... Trace Caton, Chris Jackson,
 Nick Jacobson
 2004..... Chris Jackson
 2005..... Chris Grant, Chris Jackson,
 Jonas Langvad
 2006..... Chris Grant, Chris Jackson,
 Jonas Langvad
 2007..... Luka Drca, Chris Grant, Kim Tillie
 2008..... Carlon Brown, Johnnie Bryant,
 Luka Drca, Chris Grant, Tyler Kepkay,
 Kim Tillie
 2009..... Carlon Brown, Luka Drca,
 Tyler Kepkay, Kim Tillie
 2010..... Carlon Brown, Luka Drca, David Foster,
 Shawn Glover, Chris Hines, Matt Read,
 Kim Tillie
 2011..... David Foster, J.J. O'Brien,
 Shawn Glover

WAC Freshman of the Year


1994..... Keith Van Horn

WAC Coach of the Year

1991..... Rick Majerus
 1993..... Rick Majerus
 1995..... Rick Majerus
 1997..... Rick Majerus (Media)



Honors and Awards



Drew Hansen was an NCAA Post-Graduate Scholarship winner in 1998.

1999.....Rick Majerus (Division)


Academic All-WAC

1990.....Keith Chapman, Tommy Connor,
.....Jon Hansen
1991.....Larry Cain
1992.....Larry Cain, M'Kay McGrath,
.....Jimmy Soto, Matt Wiese
1993.....Larry Cain
1994.....Ryan Hunt, Terry Preston,
.....Mark Rydalch
1995.....Terry Preston
1996.....Drew Hansen, Terry Preston
1997.....Ben Caton, Michael Doleac,
.....Drew Hansen
1998.....Michael Doleac, Drew Hansen,
.....Trace Caton
1999.....Hanno Möttölä, Adam Sharp

Team Captains

1953-54Alden Lewis, Eddie Pepple
1954-55Roger Tonnesen
1955-56Morris Buckwalter
1956-57Jerry McCleary
1957-58Gary Hale
1958-59Dick Shores
1959-60Carney Crisler, Bill Cowan
1960-61Rich Ruffell
1961-62Ed Rowe
1962-63Bo Cain
1963-64Doug Moon
1964-65Skip Kroeger
1965-66George Fisher
1966-67Merv Jackson
1967-68Merv Jackson
1968-69Joe English
1969-70Walt Hawkins
1970-71Ken Gardner
1971-72Eddie Trail, John Dearman
1972-73Eddie Trail

1973-74Scot Jones, Tyrone Medley,
.....Charlie Whiting
1974-75Charles Menatti, Doug Terry,
.....Luther Burden, Dean Porter
1975-76Charles Menatti, Doug Terry,
.....Will Garner, Jeff Jonas
1976-77Jeff Jonas
1977-78Jeff Judkins, Buster Matheney,
.....Mike Dunn, Michael Gray
1978-79Greg Deane, Earl Williams
1979-80Coby Leavitt, Donnie Rice
1980-81Danny Vranes, Karl Bankowski
1981-82Pace Mannion, Peter Williams,
.....Craig Hammer
1982-83Pace Mannion, Peter Williams
1983-84Angelo Robinson
1984-85Tim McLaughlin
1985-86Jerry Stroman, Manny Hendrix,
.....Kelvin Upshaw
1986-87Albert Springs, Sie Moore
1987-88Gale Gondrezick, Chris Fulton
1988-89Mitch Smith, Jimmy Madison
1989-90Tommy Connor, Keith Chapman,
.....Jon Hansen
1990-91Josh Grant, Craig Rydalch
1991-92Josh Grant, Craig Rydalch,
.....M'Kay McGrath
1992-93Josh Grant, Jimmy Soto, Byron Wilson,
.....Larry Cain
1993-94Phil Dixon, Tony Block, Mark Rydlach
1994-95Mark Rydalch, Keith Van Horn
1995-96Mark Rydalch, Keith Van Horn
1996-97Keith Van Horn, Ben Caton
1997-98Michael Doleac, Drew Hansen
1998-99Andre Miller, Alex Jensen
1999-00Alex Jensen, Hanno Möttölä
2000-01Nate Altoff
2001-02Jeff Johnsen, Travis Spivey
2002-03Trace Caton
2003-04Nick Jacobson



Nick Jacobson was a three-time all-Mountain West Conference selection from 2002-04.


2004-05Andrew Bogut, Tim Drisdorn,
.....Marc Jackson
2005-06Tim Drisdorn, Johnnie Bryant
2006-07Johnnie Bryant, Ricky Johns
2007-08Johnnie Bryant, Chris Grant,
.....Shaun Green
2008-09Lawrence Borha, Shaun Green,
.....Tyler Kepkay, Luke Nevill
2009-10Carlton Brown, Luka Drca, Kim Tillie,
.....Tre Smith
2010-11Jay Watkins

USA Basketball

Utah has had players and coaches involved at all levels of USA Basketball. Danny Vranes was selected for the 1980 USA Olympic Team and for the gold medal winning 1979 Pan Am Games Team. Luther "Ticky" Burden was a member of the bronze medal winning 1974 USA World Championship Team. Jeff Judkins (1977) and Josh Grant (1991) won gold medals as members of the USA World University Games Team.

Andre Miller and Michael Doleac played for Ute head coach Rick Majerus on the 1997 USA 22 & Under World Championship Team, which went 6-2 at the tournament in Melbourne, Australia. Miller also played for the gold medal winning 1998 and 2001 USA Basketball Goodwill Games and 2002 World Championships teams.

Majerus had a 17-4 (.810) record as a USA Basketball coach. In addition to serving as the head coach for the USA 22 & Under World Championship Team in 1997, Majerus was an assistant coach on Team USA in 1993 and an assistant coach with "Dream Team II," which won the gold medal at the Men's World Championship in 1994.




Luther "Ticky" Burden dunking against Yugoslavia in the 1974 World Championship.



The John Wooden Award

Utes in John R. Wooden Award Voting

Year	Player	Place
2005	Andrew Bogut	1st
1999	Andre Miller	2nd
1998	Michael Doleac	9th
1997	Keith Van Horn	2nd
1996	Keith Van Horn	8th
1977	Jeff Jonas	10th



Andre Miller (top); Keith Van Horn (bottom)



Andrew Bogut - 2004-05

Center • 7-0 • 245 • Sophomore • Melbourne, Australia

Andrew Bogut was the consensus National Player of the Year in 2004-05, the first in Utah basketball history. Bogut won all five player of the year awards recognized by the NCAA: John R. Wooden Award, Naismith Trophy, Associated Press Player of the Year, USBWA Oscar Robertson Trophy, and NABC Division I Player of the Year.



Bogut was also honored as the Pete Newell Big Man of the Year, Basketball Times Player of the Year, ESPN.com Player of the Year, Sports Illustrated On Campus Player of the Year, Associated Press First Team All-American, USBWA First Team All-American, and NABC First Team All-American.



Andrew Bogut with the 2005 John R. Wooden Award

Bogut led Utah to a 29-6 record, the Sweet 16 of the NCAA Tournament and an MWC championship. He led the nation with 26 double-doubles and closed out his career by scoring in double figures 37 consecutive games dating back to the final two games of the 2003-04 season. He also had one of just four 20-20 games in points and rebounds in school history on Jan. 15, 2005.

Bogut ranked 19th in the NCAA in scoring (20.4 ppg), second in rebounding (12.2 rpg) and eighth in field goal percentage (62.0). He finished his career ranking 27th in career scoring (1,126 points), 10th in rebounds (753), second in field goal percentage (60.3) and tied for fourth in blocked shots (109).





All-Time Lettermen

- A -

Abbott, William 1911, 12, 13, 14
 Adair, Bobby 1985, 86
 Adams, Morgan 1909
 Afeaki, Paul 1991, 92
 Ahlquist, Merlin 1937, 38, 39
 Allen, John 1961, 62, 63
 Allred, Lance 2001, 02
 Allred, Keith B. 1962, 63, 64
 Althoff, Nate 1998, 99, 00, 01
 Ancell, Keith 1957, 58, 59, 60
 Andersen, Bob 1980
 Anderson, Claire 1941
 Anderson, James 1922
 Asay, Carlos 1951, 52, 53
 Atkinson, Melvin 1940, 42, 46
 Aufderheide, Joe 1960, 61, 62

- B -

Bankowski, Karl 1978, 79, 80, 81
 Barnes, Ray 1945
 Barovich, Nick 1943
 Barrett, Greg 1998
 Bates, Kent 1951, 52, 53
 Beal, Henry 1913, 14, 15
 Beal, Sam 1918
 Beam, Robert C. 1969, 70, 71
 Beckstead, Rex 1934
 Bell, Craig 1980, 82
 Bennion, Grant 1931, 32, 33
 Bennion, Vaughn 1940, 41, 42
 Benson, R.L. 1956, 57
 Berg, Howard 1935, 36, 37, 38
 Bergen, Gary 1955, 56
 Bergen, Tom E. 1974
 Berner, Ted 1956, 57
 Bird, Hugh 1939
 Black, Leonard 1962, 65, 66
 Black, Seth 2000
 Block, Tony 1993, 94
 Boberg, Calvin 1923, 24, 25, 26
 Bogden, Peter 1938, 39
 Bogut, Andrew 2004, 05
 Bolic, Walter 1932, 35, 36
 Borha, Lawrence 2006, 07, 08, 09
 Borrevik, Kenneth I. 1968, 69, 70
 Bozner, Mike 1983
 Bradley, Kevin 2001
 Brazell, Troy 1994
 Briggs, Lorin 1913, 14, 15
 Brooks, Harry 1933
 Brooks, Justin 1990
 Brown, Carlon 2008, 09, 10
 Bryant, Johnnie 2006, 07, 08
 Buchan, Norman 1949
 Buckwalter, Morris 1954, 55, 56
 Bunte, Art 1955, 56
 Burden, Luther 1973, 74, 75
 Burgess, Chris 2001, 02
 Burns, Bob 1950, 51, 52
 Burrows, Douglas 1923
 Bywater, Abram 1944

- C -

Cahoon, Jack 1909
 Cain, Larry 1990, 91, 92, 93

Callis, Paul 1932, 34, 35
 Callister, Hyrum 1937
 Calvin, Jermaine 2005
 Carlton, Will 1996
 Carlisle, Jon 1998
 Carroll, Jimmy 1994, 95
 Caton, Ben 1996, 97
 Caton, Trace 1998, 01, 02, 03
 Cecil, David 1983
 Chambers, Jerome P. 1964, 65, 66
 Chambers, Tom 1978, 79, 80, 81
 Chaney, Richard 2003, 04, 05
 Chapman, Doug 1994, 95, 96
 Chapman, Keith 1988, 89, 90
 Chestang, Gary B. 1958, 59, 60
 Childs, Orlo 1935, 37
 Chipman, Lyman 1919, 20
 Christensen, Kurt 1989
 Church, Ty 1997
 Clark, Cal 1953
 Clark, Craig 1968, 69
 Clark, John 1988
 Clark, Lyman 1946, 47, 48
 Clark, Rulon 1912
 Clark, Rulon W. 1915, 16, 17, 20
 Clark, Sherman 1929, 30, 31
 Clawson, Curt 1979
 Cleverly, Jim 1950, 51
 Clyburn, Will 2011
 Cockett, Timothy W. 1971, 72
 Collett, Thiel 1923, 24
 Colbert, Gary 2000
 Colson, Edward 1933
 Condie, Delyle 1957, 58, 59
 Condie, Dolan 1949, 50
 Connolly, Jeff 1992, 93, 94
 Connor, Tommy 1986, 87, 88, 90
 Cook, David 1993
 Cook, Dennis M. 1968, 69
 Coombs, Allen (Mgr.) 1932
 Couch, Dennis 1963, 64
 Couch, Sherman 1929, 30, 31
 Cowan, Daniel 1970, 71, 72
 Cowan, William 1958, 59, 60
 Cox, Lorraine 1929, 30, 31
 Cozby, Robert M. 1960, 61
 Crain, William (Bo) 1961, 62, 63
 Crisler, Carney C. 1958, 59, 60
 Crockett, Brad 1999
 Crofts, Gordon 1949, 50
 Crowe, John 1955, 56
 Crowther, Blaine 1948
 Cullen, Phil 1999, 00, 01, 02
 Culp, Glen 1919
 Cunningham, Ronald 1966, 67, 68
 Currington, Charles 1963, 64
 Cutler, Benjamin C. 1957, 58, 59
 Curry, Mark 1997
 Cyphers, Jordan 2009, 10

- D -

Dalton, Zac 1999
 Davis, Burt 1943
 Davis, Neil 1927
 Davis, Theron 1928, 29, 30, 31
 Davison, Antoine 1992

Day, Joseph W. 1964, 65, 66
 De Haven, Gene 1950
 Dean, Elmer 1921, 22
 Deane, Daniel 2007
 Deane, Greg 1976, 77, 78, 79
 Dearman, John T. 1970, 71, 72
 Denson, Donald W. 1966, 67, 68
 Dillman, Ray 1912
 DiMaria, Antonio 2011
 Dixon, Phil 1991, 92, 93, 94
 Dodd, Gregg 1985
 Doleac, Michael 1995, 96, 97, 98
 Dorton, Don 1945, 46
 Dow, Pete 1926, 27, 30
 Dow, Pete, Jr. 1954
 Downie, Jonathan 2008, 09
 Drca, Luka 2007, 08, 09, 10
 Drechsel, Cal 1954
 Drisdorn, Tim 2003, 04, 05, 06
 Duggins, Glen 1949, 50, 51
 Dunn, Michael R. 1974, 77, 78
 Dykeman, LeGrande 1925

- E -

Eatmon, Curtis 2007
 Empey, Harry 1937, 38, 39
 English, Joseph C. 1967, 68, 69
 Epstein, Barry P. 1959, 60
 Ericksen, Edward 1933, 34
 Ericksen, Irving 1909, 10, 11, 12
 Etnyre, Scott 1966, 67
 Evans, Guy 1910, 11
 Evans, Oscar 1928
 Exmeyer, Donald 1962, 63

- F -

Farrel, Thomas H. 1961, 62
 Felt, Spencer 1909
 Ferguson, Earl 1921
 Ferrin, Arnold 1944, 45, 47, 48
 Fisher, George 1964, 65, 66
 Fitzpatrick, Thomas 1912
 Folsom, Steve 1981
Foster, David 2007, 2010, 11
 Fowler, Joseph 1935, 36
 Frost, Tim 2003, 04
 Fulton, Bob 1952, 53, 54
 Fulton, Chris 1987, 88
 Furgis, George 1982, 83

- G -

Gardner, Kenneth 1969, 70, 71
 Gardner, Vern 1946, 47, 48, 49
 Garner, William N. 1975, 76
 Gaythwaite, Edward 1952, 53, 56
 Gill, Michael 1990
 Gillispee, Francis 1923, 24
 Glover, Shawn 2010, 11
 Gondrezick, Gale 1985, 86, 87, 88
 Gooch, Doug 1997, 98
 Goodrich, Bruce 1951, 52, 53
 Goodrich, William 1916, 17
 Goodwin, Ralph 1926, 27, 29
 Gore, Joseph T. 1974, 75
 Grant, Chris 2005, 06, 07, 08
 Grant, Josh 1989, 90, 91, 93



All-Time Lettermen

Grant, Reed 1943
 Gray, Van 1989
 Green, Larry J. 1970, 71
 Green, Shaun. 2006, 07, 08, 09
 Gregory, LeGrande 1941, 43
 Grey, Michael 1975, 76, 77, 78
 Grim, Morgan 2008, 09

- H -

Hale, Gary 1956, 57, 58
 Hale, Ralph 1946
 Hamblin, Lee 1945
 Hamilton, Norman 1912
 Hammer, Craig 1981, 82
 Hampton, Victor 1912
 Hancock, Tyson 1994, 97
 Hansen, Drew 1995, 96, 97, 98
 Hansen, Jon. 1988, 89, 90
 Hardy, Jack 1937, 38, 39
 Harper, Teddy A. 1969, 70
 Harvey, Tony 1999, 00
 Harris, Martin 1919, 20, 21, 22
 Hartenstein, Fred 1934
 Hawes, Danny K. 1962, 63, 64
 Hawkins, Justin 2004, 05
 Hawkins, Walter J. 1968, 69
 Henderson, Marshall 2010
 Hendrix, Manny 1983, 84, 85, 86
 Hetherington, Dick 1961, 62
 Heusser, Ben 1999
 Hill, Mark 1983, 84
 Hill, Scott 1981, 82, 83, 84
Hines, Chris **2010, 11**
 Hodges, Tony 1976, 77
 Holmes, Allen 1960, 62, 63
 Holmstead, Earl. 1910, 11, 12
 Horsfall, Edward 1909, 10
 Horsfall, Rich 1947, 48
 Howard, Barry 1991, 92
 Howard, Dave 1945
 Howell, Reese 1909
 Huff, Charles 1999
 Hunt, Ryan 1994, 95
 Hunter, John M. 1967, 68, 69
 Hutchinson, Bill 1950

- I -

Iverson, Casey 2005, 06
 Ivey, William 1964, 65, 66

- J -

Jackman, Jason 1994
 Jackson, Chris 2003, 04, 05, 06
 Jackson, David 1997, 98
 Jackson, Marc 2001, 03, 05
 Jackson, Mervin P. 1966, 67, 68
 Jacobsen, Theodore 1927, 28
 Jacobson, Nick 2001, 02, 03, 04
 James, Virgil. 1935, 36
 Jensen, Alex. 1995, 98, 99, 00
 Jensen, Andy 1996
 Jensen, Christopher 1996
 Jensen, Gordon 1954
 Jensen, James 1928
 Jensen, Sterling 1935, 36
 Jensen, Curtis 1955, 56, 57

Jespersion, Don 1948, 49
 Jessie, Brandon 1995, 96
 Jian, Ma 1994, 95
 Johns, Ricky 2006, 07
 Johnsen, Britton 1998, 01, 02, 03
 Johnsen, Jeff 1997, 00, 01, 02
 Johnson, Accy 1933
 Johnson, Ashante 1997
 Johnson, Fon 1940
 Johnson, William. 1939, 40, 41
 Johnston, Tyson 1999
 Jonas, Frank 1925, 27, 28, 29
 Jonas, Jeff 1974, 75, 76, 77
 Jonas, Marvin 1928
 Jonas, Paul. 1996
 Jones, Chris 1993, 94
 Jones, Joseph 1923, 24
 Jones, Scot B. 1972, 73, 74
 Jones, Theron 1923
 Jorgensen, Lavar 1922, 23
 Judkins, Jay 1978, 79
 Judkins, Jeff R. 1975, 76, 77, 78

- K -

Kane, Michael 1973, 74, 75
 Kane, Milton 1956, 57, 58
 Kastelic, William 1944
 Keil, George 1945
 Kepkay, Tyler 2008, 09
 Kieval, Richard. 1977
 Killion, Jeremy 1999, 00
 Kingston, Ray 1944
 Kinner, William 1933, 34, 35, 36
 Knowlton, Ezra C. 1909, 11
 Koford, Cameron. 2001, 02, 03
 Koncor, William 1955, 56
 Kramer, Sidney 1933, 34, 35
 Kroeger, Skip 1963, 64, 65
 Krommenhoek, Sid 1999
 Kupets, Chris 2011

- L -

Lake, Eugene 1965, 66
 Lambert, Gary 1959, 60
 Landures, John 1967, 68
 Langvad, Jonas 2004, 05, 06
 Lannon, Thomas 1942, 43
 Larson, Daniel 1979, 80
 Larson, Delmar 1933, 34, 35, 36
 Larson, Velden. 1943
 Lash, Granville. 1964, 65
 Laster, Early 1969, 70, 71
 Leavitt, Coby 1977, 78, 79, 80
 Lenoir, Mark 1989
 Leonard, Kelly 1995, 96
 Lewis, Alden 1953, 54
 Lewis, Fred. 1944
 Lewis, Robert. 1944
 Llewellyn, Jack. 1940
 Lowe, Waynard 1939, 40
 Lund, Richard 1931, 32, 33
 Lybbert, Evert 1928, 29, 30, 31
 Lyons, Rudolph 1926, 27

- M -

MacKay, Lyndon 1966, 67, 68

Madison, Jimmy 1986, 87, 88, 89
 Mahler, James B. 1969, 70, 71
 Mannion, Jack 1957
 Mannion, Pace 1980, 81, 82, 83
 Markson, Bryant 2003, 04, 05, 06
 Martin, Robert 1969, 70, 71
 Martin, Scott 1978, 79, 80, 81
 Matheney, Buster 1975, 76, 77, 78
 Maxwell, Bill 1954
 McAdams, Ray 1982
 McBeth, Max. 1947
 McCanna, Patrick 1977
 McClain, Reuben. 1981
 McCleary, Jerry 1956, 57
 McCurdy, George 1927
 McGill, Billy 1960, 61, 62
 McGrath, M'Kay 1991, 92
 McIntyre, Roy 1914
 McKinney, Ralph 1991
 McLaughlin, Tim 1982, 83, 84, 85
 McTavish, Jordie 1997, 98
 Meacham, Doug 1995, 96
 Mechan, Onan. 1933, 34, 36, 37
 Medley, Tyrone E. 1972, 73, 74
 Melmeth, Ben 1995, 96
 Menatti, Charles 1973, 74, 75, 76
 Menyard, Dewitt 1966, 67
 Miller, Andre 1996, 97, 98, 99
 Miller, Harold. 1934, 35, 36, 37
 Minor, Ivan 1932
 Misaka, Wat 1944, 47
 Monson, Reid 1986, 87, 88, 89
 Moon, Douglas M. 1962, 63, 64
 Mooney, Sean 1991
 Moore, Sie 1984, 85, 86, 87
 Moss, Paul 2002
 Morton, Joe W. 1959, 60, 61
 Möttölä, Hanno 1997, 98, 99, 00
 Mulica, Robert. 1937, 38

- N -

Nance, James 1944
 Neeley, Louis 1924, 25, 26, 28
 Neilson, William 1936, 37, 38
 Nelson, Frank 1943
 Nevill, Luke 2006, 07, 08, 09
 Newlin, Michael F. 1969, 70, 71
 Nielsen, Craig 1973, 74
 Norman, Gary D. 1971, 72

- O -

O'Brien, J.J. 2011
 Ockel, Jeffrey R. 1966, 67, 68
 Olsen, Josh. 2004
 Olsen, Karl 1924
 Olson, Carl 1925
 Openshaw, Blaine 1939, 40, 41
 Osimani, Martin 2002
 Osmundson, Eric. 2002
 Oswald, McKinley 1921, 22
 Oyzerskiy, Ilya 2003

- P -

Pace, Udell. 1933
 Packer, Clyde 1916, 17
 Packer, Dean 1937
 Packer, Merrill 1943



All-Time Lettermen

Paige, Bert 1925, 26
 Pastrell, Darrell 1956, 57, 58
 Patterson, Felix 1962, 63
 Paul, George 1924
 Paul, James 1913, 14
 Paul, Leslie 1911
 Pavicevic, Luka 1986, 87
 Pendleton, Stewart 1935, 36, 37, 38
 Pepple, Eddie 1953, 54
 Perkins, Bill 1989
 Peterson, Bill 1947, 48, 49
 Peterson, David 1922
 Peterson, Glynn 1947
 Peterson, Vadal 1913, 14, 20
 Peterson, Virgil 1921, 22
 Pett, Delos 1924
 Pollard, Pearl 1957, 58, 59
 Porter, Dean M. 1973, 74, 75
 Pratt, Ralph 1925
 Preston, Terry 1994, 95, 96
 Price, Raymond 1928, 29, 30
 Puzey, Mike 2000, 01

- R -

Radojevich, Misha 2007
 Rausch, George 1964, 65
 Raymond, Dean 1984
 Read, Matt 2010
 Reichner, David 2003
 Reeves, Newman 1919, 20
 Reynold, Kenyth J. 1969, 70, 71
 Rhead, James O. 1959, 60, 61
 Rice, Donald 1977, 78, 79, 80
 Richardson, Henry 1909
 Richardson, Reed 1937
 Richins, Aldo 1932, 33, 34
 Rivers, Clyde 1983
 Roberts, Morris 1926
 Robinson, Angelo 1981, 82, 83, 84
 Robinson, Samuel 1967, 68
 Rodgers, Thomas E. 1965, 66
 Romney, Alonzo 1911
 Romney, Floyd 1921, 22
 Romney, Lowell 1915, 16, 17
 Romney, M.A. 1910, 12
 Romney, Milton 1919, 20
 Romney, Ott 1911, 12, 14
 Romney, Wilford 1919
 Roots, Robert 1978
 Rose, Paul 1931
 Roskelly, Charles O. 1910
 Rowe, Edward 1960, 61, 62
 Rudine, Clarence 1918
 Ruffel, Richard 1959, 60, 61
 Ruggeri, Henry 1912, 13, 14
 Rydalch, Craig 1990, 91, 92
 Rydalch, Mark 1993, 94, 95, 96

- S -

Sampson, Dan 1997
 Sandberg, Don 1949, 50
 Sanford, Glen 1951, 52
 Satterfield, Murray 1945, 49
 Saunders, Les 1932
 Schmidt, Jake 2005
 Schow, Greg 2001

Senior, Max 1934
 Sharp, Adam 1999, 00
 Sheffield, Fred 1943, 44, 45, 46
 Sheffield, Val 1940, 41, 42
 Shoff, Ricky 2010
 Shores, Dick 1957, 58, 59
 Shrum, Paul 1950, 51, 52
 Simon, Walter 1966, 67, 68
 Simmons, Bob 1954
 Singletary, Watkins 1988, 89
 Skidmore, Demoivre 1928
 Skidmore, Earl 1912, 13, 14
 Slater, Walter 1931
 Sluga, Brandon 1997, 98, 99, 00
 Smith, Bradley W. 1975, 76, 77
 Smith, Delbert 1940, 41, 42
 Smith, Dennis 2000
 Smith, George 1945, 48, 49
 Smith, Gerald 1928, 29, 30, 31
 Smith, Glen 1950, 51, 52
 Smith, Mitch 1986, 87, 88, 89
 Smith, Neil 1923
 Smith, Stanford 1932
 Smith, Tre 2008, 10
 Smuin, Dick 1944, 47, 48, 49
 Snow, Paul 1937
 Soderberg, Mark 1972
 Soffe, Carlos 1940, 41
 Sonne, Robert 1931
 Sorensen, James A. 1972, 73
 Soto, Jimmy 1990, 91, 92, 93
 Sojourner, Michael 1973, 74
 Sowards, Kenneth 1941, 42
 Spivey, Travis 2001, 02
 Springs, Albert 1984, 85, 86, 87
 Steenblik, Louis R. 1966, 67
 Stepan, Kent J. 1963, 64
 Stevenson, Merlon L. 1918, 19, 20
 Stewart, Glen 1934
 Strike, Louise N. 1966, 67
 Stringfield, Hugh 1953
 Stroman, Jerry 1985, 86
 Stucki, Manfred H. 1975, 76
 Sutherland, Rex 1912
 Swan, McDonald 1919, 20, 21

- T -

Tanner, Andy 1993
 Tate, Richard G. 1964, 65, 66
 Tate, Tyrone 1991, 92
 Tatsuno, Mas 1944
 Taufer, Victor 1925
 Tavita, Jace 2009, 10
 Taylor, Floyd 1963, 64
 Taylor, Jon 2001
 Taylor, Terry 1966, 67, 68
 Terry, Douglas C. 1973, 74, 75, 76
 Thomas, James R. 1958, 59, 61
 Thomas, Ronald D. 1962, 63
 Thompson, Andre 1997
 Thurgood, Spencer A. 1962, 63, 64
 Tillie, Kim 2007, 08, 09, 10
 Tomlin, Bernard 1972, 73
 Tonnesen, Roger 1954
 Trail, Eddie E. 1971, 72, 73

- U -

Udy, Marvin 1911, 12, 13, 14
 Upshaw, Kelvin 1984, 85, 86

- V -

Van Horn, Keith 1994, 95, 96, 97
 VanMaren, Paul 1987
 VanWagenen, David 1958, 59
 VanPelt, Roger 1915, 16, 17
 Vaughn, Jay 1971, 72
 Vincent, LaMar 1927, 28
 Vivas, Matt 2000
 Vranes, Danny 1978, 79, 80, 81

- W -

Walkenhorst, Mike 2001, 2002
 Walker, Kelly 1992
 Warner, Homer 1917, 18
Washburn, Jason 2010, 11
 Wassom, Robert 1941, 42
 Watkins, George 1928, 29, 30, 31
 Watkins, Glen 1921, 22, 23
 Watkins, Jay 2010, 11
Watkins, Josh 2011
 Watkins, Melvin 1922, 25
 Watkins, Victor 1924
 Watson, Leon 1946, 47, 48
 Watts, Maurice 1939, 40, 46
 Watts, Taft 1932, 33
 Watts, Walter 1989, 90, 91
 Watts, Wendell 1942
 Weidner, Fred 1947, 48, 49
 Weigh, Stephen 2007
 West, Richard 1931
 Westfall, Kean 1931, 32
 Wiese, Matt 1992
 White, John 1983, 84
 Whiting, Charlie 1972, 73, 74
 Wilde, Verle 1935, 36, 37, 38
 Wilkinson, Harold 1909
 Wilkinson, Herb 1944
 Williams, Anthony 1991
 Williams, Earl 1977, 78, 79
 Williams, Mario 1982, 83
 Williams, Peter 1980, 81, 82, 83
 Wilson, Byron 1991, 92, 93
 Wilson, Parry 1936, 37, 38
 Winans, Chris 1981, 82, 83, 84
 Wing, Hugh A. 1918, 20
 Wood, Boyden 1924, 25, 26
 Woodbury, Clare 1919, 20
 Woodward, Jim 1946, 48, 49
 Wright, Darroll 1993
 Wright, James C. 1970, 71
 Wright, Orson F. 1918, 19, 20, 21
 Wyatt, Thomas 1992
 Wyatt, Wade 1987



Yearly Schedule and Results

Feb. 29 Utah State* W 44-24 Salt Lake City
Mar. 1 Utah State* L 30-40 Salt Lake City
*-State Games

1924-25

Record: 5-11, 3-5 RMC (3rd)
Coach: Thomas Fitzpatrick

Jan. 19 Northern Colorado L 27-30 Greeley, CO
Jan. 20 Northern Colorado W 21-18 Greeley, CO
Jan. 21 Colorado L 22-26 Boulder, CO
Jan. 22 Colorado L 29-33 Boulder, CO
Jan. 23 Wyoming L 29-31 Laramie, WY
Jan. 24 Wyoming W 27-16 Laramie, WY
Jan. 30 Utah State* W 33-29 Salt Lake City
Jan. 31 Utah State* L 22-26 Salt Lake City
Feb. 6 Brigham Young* W 35-33 Provo, UT
Feb. 7 Brigham Young* L 25-42 Provo, UT
Feb. 14 Magna L 25-40 Salt Lake City
Feb. 17 Utah-Apex L 33-47 Salt Lake City
Feb. 27 Brigham Young* W 36-24 Salt Lake City
Feb. 28 Brigham Young* L 36-41 Salt Lake City
Mar. 6 Utah State* L 21-33 Logan, UT
Mar. 7 Utah State* L 23-30 Logan, UT
*-RMC Games

1925-26

Record: 4-8, 4-8 RMC (4th)
Coach: Ike Armstrong

Jan. 22 Brigham Young* L 21-22 Salt Lake City
Jan. 23 Brigham Young* L 31-35 Salt Lake City
Jan. 29 Montana State* L 28-39 Bozeman, MT
Jan. 30 Montana State* W 23-22 Bozeman, MT
Feb. 5 Utah State* L 26-50 Logan, UT
Feb. 6 Utah State* L 28-33 Logan, UT
Feb. 12 Brigham Young* W 39-34 Provo, UT
Feb. 13 Brigham Young* L 24-37 Provo, UT
Feb. 19 Utah State* L 31-40 Salt Lake City
Feb. 20 Utah State* W 51-36 Salt Lake City
Mar. 1 Montana State* W 41-27 Salt Lake City
Mar. 2 Montana State* L 22-27 Salt Lake City
*-RMC Games

1926-27

Record: 5-10, 4-8 RMC (3rd)
Coach: Ike Armstrong

Jan. 11 Idaho W 55-16 Salt Lake City
Jan. 14 Magna L 33-37 Salt Lake City
Jan. 15 Maytag All-Stars L 25-29 Salt Lake City
Jan. 21 Montana State* L 17-47 Salt Lake City
Jan. 22 Montana State* W 35-22 Salt Lake City
Jan. 28 Brigham Young* W 42-39 Provo, UT
Jan. 29 Brigham Young* W 37-35 Provo, UT
Feb. 11 Utah State* L 28-34 Salt Lake City
Feb. 12 Utah State* L 33-35 Salt Lake City
Feb. 18 Utah State* L 31-41 Logan, UT
Feb. 19 Utah State* L 35-39 Logan, UT
Feb. 25 Brigham Young* W 34-31 Salt Lake City
Feb. 26 Brigham Young* (OT) L 34-40 Salt Lake City
Mar. 4 Montana State* L 32-47 Bozeman, MT
Mar. 5 Montana State* L 30-50 Bozeman, MT
*-RMC Games



Vadal Peterson
(1927-53)
Record: 385-230 (.626)

1927-28

Record: 7-10, 5-7 RMC (T-2nd)
Coach: Vadal Peterson

Jan. 3 Wyoming L 26-31 Laramie, WY
Jan. 4 Wyoming W 29-26 Laramie, WY
Jan. 5 Northern Colorado L 26-30 Greeley, CO
Jan. 6 Colorado College W 32-26 Colorado Springs, CO
Jan. 7 Colorado College L 25-30 Colorado Springs, CO
Jan. 20 Utah State* W 37-36 Salt Lake City
Jan. 21 Utah State* W 37-24 Salt Lake City

Jan. 27 Brigham Young* L 30-37 Salt Lake City
Jan. 28 Brigham Young* L 31-35 Salt Lake City
Feb. 3 Montana State* L 38-46 Bozeman, MT
Feb. 4 Montana State* L 22-33 Bozeman, MT
Feb. 17 Brigham Young* W 31-25 Provo, UT
Feb. 18 Brigham Young* W 31-26 Provo, UT
Feb. 24 Montana State* L 39-44 Salt Lake City
Feb. 25 Montana State* L 22-27 Salt Lake City
Mar. 2 Utah State* W 39-35 Logan, UT
Mar. 3 Utah State* L 23-42 Logan, UT
*-RMC Games

1928-29

Record: 5-12, 3-9 RMC (4th)
Coach: Vadal Peterson

Dec. 13 Dixie W 41-26 Salt Lake City
Dec. 28 UCLA L 32-38 Salt Lake City
Dec. 29 UCLA W 44-28 Salt Lake City
Jan. 7 Wyoming L 25-32 Laramie, WY
Jan. 8 Wyoming L 19-21 Laramie, WY
Jan. 18 Brigham Young* L 38-41 Provo, UT
Jan. 19 Brigham Young* L 45-49 Provo, UT
Jan. 25 Utah State* W 49-39 Salt Lake City
Jan. 26 Utah State* W 35-34 Salt Lake City
Feb. 8 Brigham Young* W 56-41 Salt Lake City
Feb. 9 Brigham Young* L 37-53 Salt Lake City
Feb. 15 Montana State* L 28-40 Salt Lake City
Feb. 16 Montana State* L 43-51 Salt Lake City
Feb. 22 Utah State* L 27-42 Logan, UT
Feb. 23 Utah State* L 37-44 Logan, UT
Mar. 1 Montana State* L 35-69 Bozeman, MT
Mar. 2 Montana State* L 47-63 Bozeman, MT
*-RMC Games

1929-30

Record: 15-12, 4-8 RMC (4th)
Coach: Vadal Peterson

Dec. 6 Fort Douglas W 73-35 Salt Lake City
Dec. 11 All-Stars W 67-21 Salt Lake City
Dec. 20 Wyoming W 54-48 Salt Lake City
Dec. 21 Wyoming W 42-36 Salt Lake City
Dec. 23 St. Mary's (CA) W 35-22 San Francisco, CA
Dec. 26 St. Mary's (CA) W 37-26 San Francisco, CA
Dec. 27 UCLA L 34-44 Los Angeles, CA
Dec. 28 UCLA L 33-43 Los Angeles, CA
Dec. 29 UCLA W 52-44 Los Angeles, CA
Jan. 2 Nevada W 30-23 Reno, NV
Jan. 3 Nevada W 31-26 Reno, NV
Jan. 10 Utah State* L 40-47 Logan, UT
Jan. 11 Utah State* L 38-40 Logan, UT
Jan. 17 Montana State* L 49-50 Bozeman, MT
Jan. 18 Montana State* L 32-55 Bozeman, MT
Jan. 24 DePaul W 46-41 Salt Lake City
Jan. 25 DePaul L 32-35 Salt Lake City
Jan. 31 Brigham Young* W 53-49 Salt Lake City
Feb. 1 Brigham Young* W 38-30 Salt Lake City
Feb. 7 Utah State* W 47-45 Salt Lake City
Feb. 8 Utah State* L 38-45 Salt Lake City
Feb. 14 Idaho State L 39-43 Pocatello, ID
Feb. 15 Idaho State W 58-37 Pocatello, ID
Feb. 21 Montana State* W 52-45 Salt Lake City
Feb. 22 Montana State* L 39-56 Salt Lake City
Feb. 28 Brigham Young* L 31-56 Provo, UT
Mar. 1 Brigham Young* L 42-59 Provo, UT
*-RMC Games

1930-31

Record: 21-6, 8-4 RMC (1st)
Coach: Vadal Peterson

Dec. 4 Deseret News L 39-46 Salt Lake City
Dec. 5 Deseret News W 43-41 Salt Lake City
Dec. 19 Weber W 41-31 Ogden, UT
Dec. 19 Colorado College W 39-24 Salt Lake City
Dec. 20 Colorado College W 53-22 Salt Lake City
Dec. 22 Weber W 46-26 Salt Lake City
Dec. 22 St. Mary's (CA) W 49-31 Salt Lake City
Dec. 23 Weber W 36-35 Salt Lake City
Dec. 23 St. Mary's (CA) W 70-24 Salt Lake City
Dec. 26 Weber W 44-24 Ogden, UT
Dec. 27 Montana W 41-31 Salt Lake City
Jan. 3 Snow W 67-48 Ephraim, UT
Jan. 9 Montana State* W 51-37 Salt Lake City
Jan. 10 Montana State* W 40-26 Salt Lake City
Jan. 16 Utah State* L 28-39 Logan, UT

Jan. 17 Utah State* L 39-45 Logan, UT
Jan. 23 Brigham Young* (OT) W 52-51 Provo, UT
Jan. 24 Brigham Young* W 45-43 Provo, UT
Feb. 6 Utah State* W 43-39 Salt Lake City
Feb. 7 Utah State* W 41-39 Salt Lake City
Feb. 13 Montana State* W 48-31 Bozeman, MT
Feb. 14 Montana State* L 31-34 Bozeman, MT
Feb. 27 Brigham Young* W 49-39 Salt Lake City
Feb. 28 Brigham Young* L 49-57 Salt Lake City
Mar. 5 Wyoming% L 25-32 Salt Lake City
Mar. 6 Wyoming% W 40-25 Salt Lake City
Mar. 7 Wyoming (OT) W 40-39 Salt Lake City
*-RMC Games %-RMC Championship Series

1931-32

Record: 14-9, 8-4 RMC (T-1st)
Coach: Vadal Peterson

Dec. 3 Granite Hardware W 59-34 Salt Lake City
Dec. 8 Granite Hardware L 40-47 Salt Lake City
Dec. 11 Gemmill AC W 46-35 Salt Lake City
Dec. 18 Alumni W 49-36 Salt Lake City
Dec. 21 Colorado College W 45-28 Colorado Springs, CO
Dec. 22 Colorado College L 25-35 Colorado Springs, CO
Dec. 23 Denver W 50-24 Denver, CO
Dec. 28 Denver W 29-28 Denver, CO
Dec. 29 Northern Colorado L 40-45 Greeley, CO
Dec. 30 Northern Colorado L 27-31 Greeley, CO
Jan. 8 Montana State* L 34-35 Bozeman, MT
Jan. 9 Montana State* L 23-32 Bozeman, MT
Jan. 15 Brigham Young* L 36-44 Salt Lake City
Jan. 16 Brigham Young* W 40-39 Salt Lake City
Jan. 29 Utah State* W 46-31 Logan, UT
Jan. 30 Utah State* W 45-30 Logan, UT
Feb. 5 Brigham Young* W 35-32 Provo, UT
Feb. 6 Brigham Young* L 34-43 Provo, UT
Feb. 12 Montana State* W 43-22 Salt Lake City
Feb. 13 Montana State* W 40-26 Salt Lake City
Feb. 19 Utah State* W 36-29 Salt Lake City
Feb. 20 Utah State* W 42-40 Salt Lake City
Mar. 1 Brigham Young% L 33-35 Salt Lake City
*-RMC Games %-Western Division Playoff at South HS

1932-33

Record: 13-8, 9-3 RMC (T-1st)
Coach: Vadal Peterson

Dec. 6 United Billiards L 50-55 Salt Lake City
Dec. 9 Granite Mart W 70-35 Salt Lake City
Dec. 14 Sugarhouse Merchants W 80-39 Salt Lake City
Dec. 16 Lauren W. Gibbs W 50-32 Salt Lake City
Dec. 23 Stanford L 41-37 Salt Lake City
Dec. 24 Stanford W 38-28 Salt Lake City
Jan. 5 Olson's Swedes L 28-61 Salt Lake City
Jan. 6 Henry's (KS) L 33-41 Ogden, UT
Jan. 13 Brigham Young* L 27-40 Provo, UT
Jan. 14 Brigham Young* W 34-33 Provo, UT
Jan. 20 Utah State* W 55-37 Salt Lake City
Jan. 21 Utah State* W 39-31 Salt Lake City
Feb. 3 Montana State* W 64-25 Salt Lake City
Feb. 4 Montana State* L 37-43 Salt Lake City
Feb. 10 Utah State* W 48-37 Logan, UT
Feb. 11 Utah State* (OT) W 54-49 Logan, UT
Feb. 17 Brigham Young* L 42-43 Salt Lake City
Feb. 18 Brigham Young* W 50-36 Salt Lake City
Feb. 24 Montana State* W 37-27 Bozeman, MT
Feb. 25 Montana State* W 39-29 Bozeman, MT
Mar. 4 Brigham Young% L 26-43 Salt Lake City
*-RMC Games %-Western Division Playoff at SLC South HS

1933-34

Record: 14-9, 7-5 RMC (3rd)
Coach: Vadal Peterson

Dec. 8 Weber W 39-29 Salt Lake City
Dec. 8 Granite Mart L 32-37 Salt Lake City
Dec. 15 Sherm Clarks' All-Stars W 50-35 Salt Lake City
Dec. 16 Westminster (UT) W 44-25 Salt Lake City
Dec. 16 Granite Mart W 32-31 Salt Lake City
Dec. 18 Pasadena Majors W 76-25 Provo, UT
Dec. 19 Colorado College W 30-28 Provo, UT
Dec. 21 Utah State L 35-40 Salt Lake City
Dec. 22 Ogden Boosters L 37-52 Salt Lake City
Jan. 5 Southern California L 32-43 San Francisco, CA
Jan. 6 Stanford W 48-24 San Francisco, CA
Jan. 12 Montana State* W 38-18 Bozeman, MT
Jan. 13 Montana State* W 40-27 Bozeman, MT



Yearly Schedule and Results

Jan. 29	Colorado State*	L 58-59	Fort Collins, CO
Jan. 31	Wyoming*	L 55-72	Laramie, WY
Feb. 5	UTEP*	L 75-79	Salt Lake City
Feb. 7	New Mexico*	W 77-65	Salt Lake City
Feb. 14	Brigham Young*	W 65-58	Provo, UT
Feb. 19	Air Force*	W 80-64	Colorado Springs, CO
Feb. 21	Notre Dame	L 56-57	Salt Lake City
Feb. 26	Hawaii*	W 71-67	Honolulu, HI
Feb. 28	San Diego State*	L 62-75	San Diego, CA
WAC Tournament			
Mar. 5	Wyoming	L 54-56	Albuquerque, NM
NIT			
Mar. 11	Boise State	L 61-62	Boise, ID

*-WAC Games %-Utah Classic

1987-88

Record: 19-11, 11-5 WAC (T-2nd), NIT

Coach: Lynn Archibald

Nov. 27	Utah State	W 77-64	Salt Lake City
Nov. 30	Colorado	W 93-64	Salt Lake City
Dec. 2	Providence	W 86-62	Salt Lake City
Dec. 5	Utah State (2OT)	L 70-76	Logan, UT
Dec. 8	Weber State	W 82-63	Ogden, UT
Dec. 12	Princeton	W 59-55	Salt Lake City
Dec. 19	Cal State-Fullerton	L 43-67	Fullerton, CA
Dec. 22	Nevada	W 83-75	Salt Lake City
Dec. 28	Fairfield%	W 85-53	Salt Lake City
Dec. 29	Northeast Louisiana%	L 65-69	Salt Lake City
Jan. 2	San Francisco State	W 71-54	Salt Lake City
Jan. 7	San Diego State*	W 83-56	Salt Lake City
Jan. 9	Hawaii*	W 81-65	Salt Lake City
Jan. 14	Colorado State*	W 42-40	Fort Collins, CO
Jan. 16	Air Force*	W 70-50	Colorado Springs, CO
Jan. 21	New Mexico*	L 50-55	Albuquerque, NM
Jan. 23	UTEP*	L 53-56	El Paso, TX
Jan. 28	Air Force*	W 67-51	Salt Lake City
Jan. 30	Arizona State	L 60-62	Tempe, AZ
Feb. 4	Brigham Young*	L 64-82	Provo, UT
Feb. 11	Colorado State*	W 62-46	Salt Lake City
Feb. 13	Wyoming*	L 60-69	Salt Lake City
Feb. 18	Hawaii*	W 64-50	Honolulu, HI
Feb. 20	San Diego State*	W 50-48	San Diego, CA
Feb. 25	Wyoming*	L 56-79	Laramie, WY
Feb. 27	Brigham Young*	W 62-60	Salt Lake City
Mar. 3	UTEP*	W 66-55	Salt Lake City
Mar. 5	New Mexico*	W 68-67	Salt Lake City
WAC Tournament			
Mar. 9	Colorado State	L 68-78	Provo, UT
NIT			
Mar. 17	Evansville	L 55-66	Evansville, IN

*-WAC Games %-Utah Classic

1988-89


Record: 16-17, 6-10 WAC (T-6th)

Coach: Lynn Archibald

Nov. 25	Seton Hall#	L 68-86	Anchorage, AK
Nov. 26	Iona#	W 109-75	Anchorage, AK
Nov. 27	Florida#	L 68-77	Anchorage, AK
Dec. 1	Cal State-Fullerton	L 57-59	Salt Lake City
Dec. 3	Santa Clara	L 60-66	Santa Clara, CA
Dec. 6	Colorado	L 65-68	Boulder, CO
Dec. 8	Weber State	W 66-63	Salt Lake City
Dec. 10	Utah State	W 75-64	Salt Lake City
Dec. 15	Utah State	W 76-61	Logan, UT
Dec. 17	Purdue	L 53-95	West Lafayette, IN
Dec. 20	Pacific	W 95-65	Salt Lake City
Dec. 23	Morehead State	W 78-59	Salt Lake City
Dec. 28	Holy Cross%	W 97-84	Salt Lake City
Dec. 29	Alaska-Anchorage%	W 75-68	Salt Lake City
Jan. 2	Cal-San Diego	W 75-57	Salt Lake City
Jan. 5	UTEP*	L 66-82	El Paso, TX
Jan. 7	New Mexico*	L 66-85	Albuquerque, NM
Jan. 12	Hawaii*	W 71-61	Salt Lake City
Jan. 14	San Diego State*	W 80-61	Salt Lake City
Jan. 17	Wyoming*	W 82-80	Laramie, WY
Jan. 19	Colorado State*	L 49-63	Fort Collins, CO
Jan. 26	Air Force*	L 57-67	Salt Lake City
Feb. 2	Brigham Young*	W 90-86	Salt Lake City
Feb. 9	Hawaii*	L 56-57	Honolulu, HI
Feb. 11	San Diego State*	W 80-77	San Diego, CA
Feb. 16	New Mexico*	L 76-79	Salt Lake City
Feb. 18	UTEP*	L 68-81	Salt Lake City
Feb. 23	Air Force*	W 72-71	Colorado Springs, CO
Feb. 25	Brigham Young*	L 74-81	Provo, UT

Mar. 2	Colorado State*	L 64-75	Salt Lake City
Mar. 4	Wyoming*	L 63-64	Salt Lake City
WAC Tournament			
Mar. 8	San Diego State	W 70-57	Salt Lake City
Mar. 9	Colorado State	L 50-52	Salt Lake City

*-WAC Games #-Great Alaska Shootout %-Utah Classic



Rick Majerus (1989-2004)
Record: 323-95 (.773)

1989-90

Record: 16-14, 7-9 WAC (T-6th)

Coach: Rick Majerus#

Nov. 24	Cal State-Stanislaus	W 100-76	Salt Lake City
Nov. 27	Humboldt State	W 85-47	Salt Lake City
Nov. 30	Purdue	L 63-65	Salt Lake City
Dec. 5	Washington	W 71-62	Seattle, WA
Dec. 7	Oregon	L 66-73	Eugene, OR
Dec. 9	Denver	W 91-55	Salt Lake City
Dec. 16	Weber State	W 64-62	Ogden, UT
Dec. 18	Utah State	W 65-59	Salt Lake City
Dec. 23	Providence	L 67-78	Providence, RI
Dec. 28	Utah State	L 77-79	Logan, UT
Dec. 30	St. Peters	W 78-60	Salt Lake City
Jan. 4	San Diego State*	L 60-67	San Diego, CA
Jan. 6	Hawaii*	W 61-54	Honolulu, HI
Jan. 11	New Mexico*	W 79-60	Salt Lake City
Jan. 13	UTEP*	L 60-71	Salt Lake City
Jan. 18	Wyoming*	L 87-98	Laramie, WY
Jan. 20	Colorado State*	L 51-57	Fort Collins, CO
Jan. 25	Brigham Young*	L 49-65	Provo, UT
Jan. 29	Colorado State*	W 44-37	Salt Lake City
Feb. 1	Hawaii*	W 68-64	Salt Lake City
Feb. 3	San Diego State*	W 61-49	Salt Lake City
Feb. 5	Texas Wesleyan	W 67-50	Salt Lake City
Feb. 10	Brigham Young*	W 89-73	Salt Lake City
Feb. 15	UTEP*	L 58-61	El Paso, TX
Feb. 17	New Mexico*	L 66-86	Albuquerque, NM
Feb. 22	Air Force*	W 56-55	Salt Lake City
Feb. 24	Wyoming*	L 76-80	Salt Lake City
Mar. 3	Air Force*	L 61-72	Colorado Springs, CO

WAC Tournament

Mar. 8	Brigham Young (OT)	W 62-61	El Paso, TX
Mar. 9	Hawaii	L 60-66	El Paso, TX

*-WAC Games #-Majerus coached the first six games before undergoing heart surgery. Assistant Joe Cravens coached the rest of the season.

1990-91

Record: 30-4, WAC: 15-1 (1st), NCAA Tournament

Coach: Rick Majerus

Nov. 24	Cal-Davis	W 106-72	Salt Lake City
Nov. 26	Seattle Pacific	W 68-41	Salt Lake City
Nov. 28	Wisconsin-Milwaukee	W 80-78	Milwaukee, WI
Dec. 1	Michigan	L 65-81	Ann Arbor, MI
Dec. 4	Utah State	W 84-76	Salt Lake City
Dec. 6	Oregon	W 95-81	Salt Lake City
Dec. 8	Cal-Irvine	W 97-80	Irvine, CA
Dec. 15	Pacific (OR)	W 71-54	Salt Lake City
Dec. 17	Weber State	W 68-52	Salt Lake City
Dec. 19	Morehead State	W 77-48	Salt Lake City
Dec. 22	Wichita State	W 95-48	Salt Lake City
Dec. 29	Utah State	W 74-63	Logan, UT
Jan. 3	Hawaii* (OT)	W 63-60	Honolulu, HI
Jan. 5	San Diego State*	W 68-62	San Diego, CA
Jan. 10	New Mexico*	W 65-53	Salt Lake City
Jan. 12	UTEP*	W 67-60	Salt Lake City
Jan. 17	Wyoming*	W 90-83	Laramie, WY
Jan. 19	Air Force*	W 57-47	Colorado Springs, CO
Jan. 24	Colorado State*	W 55-51	Salt Lake City
Jan. 26	Air Force*	W 62-56	Salt Lake City
Jan. 31	UTEP*	W 78-68	El Paso, TX
Feb. 2	New Mexico*	L 62-68	Albuquerque, NM
Feb. 7	Hawaii*	W 80-60	Salt Lake City
Feb. 9	San Diego State*	W 67-60	Salt Lake City

Feb. 14	Wyoming*	W 77-72	Salt Lake City
Feb. 16	Brigham Young*	W 81-74	Salt Lake City
Feb. 21	Colorado State*	W 67-56	Fort Collins, CO
Mar. 2	Brigham Young* (OT)	W 72-71	Provo, UT
WAC Tournament			
Mar. 7	San Diego State	W 67-56	Laramie, WY
Mar. 8	Wyoming	W 69-63	Laramie, WY
Mar. 9	Brigham Young (OT)	L 49-51	Laramie, WY
NCAA Tournament			
Mar. 15	South Alabama	W 82-72	Tucson, AZ
Mar. 17	Michigan State (2OT)	W 85-84	Tucson, AZ
Mar. 21	UNLV	L 66-83	Seattle, WA

*-WAC Games

1991-92

Record: 24-11, 9-7 WAC (4th), NIT Final Four

Coach: Rick Majerus

Nov. 23	Texas-Arlington	W 58-57	Salt Lake City
Nov. 26	Eastern Montana	W 89-42	Salt Lake City
Nov. 29	San Jose State	W 75-57	San Jose, CA
Dec. 3	Utah State	W 71-62	Logan, UT
Dec. 5	Bradley	W 65-41	Salt Lake City
Dec. 7	Alaska-Fairbanks	W 84-57	Salt Lake City
Dec. 10	Utah State (OT)	L 72-74	Salt Lake City
Dec. 12	Lewis-Clark	W 84-62	Salt Lake City
Dec. 14	Cal State-Northridge	W 75-58	Salt Lake City
Dec. 21	Wichita State	W 58-36	Wichita, KS
Dec. 28	Weber State	L 59-72	Ogden, UT
Dec. 30	Wis.-Milwaukee	W 70-54	Salt Lake City
Jan. 3	New Mexico*	L 54-60	Albuquerque, NM
Jan. 11	UTEP*	L 62-64	El Paso, TX
Jan. 16	Air Force*	W 68-51	Salt Lake City
Jan. 18	Colorado State*	L 48-67	Salt Lake City
Jan. 23	Air Force*	W 68-51	Colorado Springs, CO
Jan. 25	Wyoming*	W 80-79	Laramie, WY
Jan. 30	UTEP*	W 57-54	Salt Lake City
Feb. 1	New Mexico*	W 61-54	Salt Lake City
Feb. 6	Hawaii*	W 76-66	Honolulu, HI
Feb. 8	San Diego State*	W 72-53	San Diego, CA
Feb. 15	Colorado State*	L 72-81	Fort Collins, CO
Feb. 20	Brigham Young*	L 56-58	Provo, UT
Feb. 22	Wyoming*	L 57-70	Salt Lake City
Feb. 27	San Diego State*	W 84-70	Salt Lake City
Feb. 29	Hawaii*	W 59-53	Salt Lake City
Mar. 7	Brigham Young*	L 73-87	Salt Lake City
WAC Tournament			
Mar. 13	Hawaii	W 81-69	Fort Collins, CO
Mar. 13	Brigham Young	L 62-75	Fort Collins, CO
NIT			
Mar. 19	Ball State	W 72-57	Salt Lake City
Mar. 24	Arizona State	W 60-58	Tempe, AZ
Mar. 27	Rhode Island	W 84-72	Salt Lake City
Mar. 30	Notre Dame	L 55-58	New York, NY
Apr. 1	Florida	W 81-78	New York, NY

*-WAC Games

1992-93

Record: 24-7, 15-3 WAC (T-1st), NCAA Tournament

Coach: Rick Majerus

Dec. 1	Montana Tech	W 82-62	Salt Lake City
Dec. 3	Cal State-Sacramento	W 74-45	Salt Lake City
Dec. 5	Bradley	W 83-49	Peoria, IL
Dec. 8	Utah State	W 86-79	Salt Lake City
Dec. 12	Arizona	L 64-78	Tucson, AZ
Dec. 19	Texas	W 87-76	Salt Lake City
Dec. 22	Utah State	L 75-85	Logan, UT
Dec. 26	Wis.-Milwaukee	W 96-62	Salt Lake City
Dec. 28	San Jose State	W 60-47	Salt Lake City
Jan. 2	New Mexico*	W 78-45	Salt Lake City
Jan. 4	UTEP*	W 75-54	Salt Lake City
Jan. 9	Brigham Young*	W 54-53	Provo, UT
Jan. 14	Air Force*	W 61-47	Colorado Springs, CO
Jan. 16	Fresno State*	W 103-83	Fresno, CA
Jan. 21	Hawaii*	W 82-67	Salt Lake City
Jan. 23	San Diego State*	W 78-53	Salt Lake City
Jan. 28	Wyoming*	W 64-45	Laramie, WY
Jan. 30	Colorado State*	L 69-78	Fort Collins, CO
Feb. 4	Wyoming*	W 88-64	Salt Lake City
Feb. 6	Colorado State*	W 84-71	Salt Lake City
Feb. 11	San Diego State*	W 88-77	San Diego, CA
Feb. 13	Hawaii*	W 62-60	Honolulu, HI
Feb. 18	Air Force*	W 87-61	Salt Lake City
Feb. 2	Fresno State*	W 75-65	Salt Lake City
Feb. 27	Brigham Young*	W 89-83	Salt Lake City



Yearly Schedule and Results

Nov. 22	Rhode Island	W 66-50	Salt Lake City
Nov. 26	Weber State (OT)	W 67-62	Ogden, UT
Nov. 30	Utah State	W 67-66	Salt Lake City
Dec. 3	Rice (3OT)	L 94-96	Houston, TX
Dec. 7	Colorado	L 52-76	Boulder, CO
Dec. 10	Southern Utah	W 69-53	Salt Lake City
Dec. 17	Arizona	L 43-73	Salt Lake City
Dec. 19	Adams State	W 68-51	Salt Lake City
Dec. 22	Washington State#	L 42-69	Seattle, WA
Dec. 28	High Point	W 80-44	Salt Lake City
Jan. 4	New Mexico*	W 64-49	Salt Lake City
Jan. 7	Brigham Young*	L 60-72	Provo, UT
Jan. 11	San Diego State*	L 67-72	Salt Lake City
Jan. 14	Colorado State*	L 78-84	Fort Collins, CO
Jan. 19	Air Force*	L 44-66	Colorado Springs, CO
Jan. 21	UNLV*	L 59-71	Salt Lake City
Jan. 28	TCU*	W 80-45	Salt Lake City
Feb. 1	Wyoming*	W 71-63	Laramie, WY
Feb. 4	New Mexico*	L 53-64	Albuquerque, NM
Feb. 8	Brigham Young*	W 79-60	Provo, UT
Feb. 11	San Diego State*	W 67-65	San Diego, CA
Feb. 15	Colorado State* (OT)	L 61-69	Salt Lake City
Feb. 18	Air Force*	L 51-52	Salt Lake City
Feb. 22	UNLV*	L 58-65	Las Vegas, NV
Mar. 1	TCU*	L 65-69	Fort Worth, TX
Mar. 4	Wyoming*	W 79-70	Salt Lake City

Mountain West Conference Tournament

Mar. 9	Brigham Young	W 74-70	Denver, CO
Mar. 10	Wyoming	L 47-60	Denver, CO

*-MWC Games #-Cougar Hardwood Classic

2006-07

Record: 11-19, MWC: 6-10 (T-6th)


Coach: Ray Giacometti

Nov. 10	Southern Utah	L 73-76	Salt Lake City
Nov. 18	Santa Clara	L 72-83	Santa Clara, CA
Nov. 21	Colorado	L 59-60	Salt Lake City
Nov. 25	Rice	W 80-64	Salt Lake City
Nov. 29	Weber State	W 67-55	Salt Lake City
Dec. 2	Washington State	W 69-55	Salt Lake City
Dec. 6	Utah State	L 57-60	Logan, UT
Dec. 9	Rhode Island (OT)	L 84-85	Kingston, RI
Dec. 16	Cal Poly	W 77-58	Salt Lake City
Dec. 19	Central Florida#	L 61-67	San Juan, PR
Dec. 20	Virginia#	W 94-70	San Juan, PR
Dec. 21	Northwestern#	L 44-77	San Juan, PR
Dec. 28	Albany	L 58-59	Salt Lake City
Jan. 3	UNLV* (2OT)	L 94-97	Las Vegas, NV
Jan. 6	TCU*	L 68-71	Salt Lake City
Jan. 9	Colorado State*	L 57-73	Fort Collins, CO
Jan. 13	New Mexico* (OT)	L 82-86	Albuquerque, NM
Jan. 16	Air Force*	W 85-79	Salt Lake City
Jan. 20	Wyoming*	W 62-60	Salt Lake City
Jan. 27	San Diego State*	L 53-63	San Diego, CA
Jan. 31	BYU*	L 66-76	Salt Lake City
Feb. 3	TCU*	W 70-65	Fort Worth, TX
Feb. 7	Colorado State*	W 82-77	Salt Lake City
Feb. 14	Air Force*	L 43-69	Colorado Springs, CO
Feb. 17	UNLV*	L 57-70	Salt Lake City
Feb. 21	Wyoming*	L 78-86	Laramie, WY
Feb. 24	New Mexico* (2OT)	W 93-91	Salt Lake City
Feb. 27	San Diego State*	W 74-68	Salt Lake City
Mar. 3	BYU*	L 85-62	Provo, UT

Mountain West Conference Tournament

Mar. 8	UNLV	L 54-80	Las Vegas, NV
--------	------	---------	---------------

*-MWC Games #-San Juan Shootout



Jim Boylen
(2007-11)

Record: 69-60 (.535)

2007-08

Record: 18-15, MWC: 7-9 (6th)

Coach: Jim Boylen

Nov. 9	USC Upstate	W 86-52	Salt Lake City
Nov. 13	High Point#	W 77-64	Seattle, WA

Nov. 14	Washington#	L 77-83	Seattle, WA
Nov. 19	Santa Clara	L 57-72	Salt Lake City
Nov. 28	Weber State	W 72-52	Ogden, UT
Dec. 1	UC Irvine	W 78-66	Salt Lake City
Dec. 5	Utah State	W 72-48	Salt Lake City
Dec. 8	Oregon	L 64-75	Eugene, OR
Dec. 15	Missouri State	W 66-54	Salt Lake City
Dec. 22	California	W 67-65	Berkeley, CA
Dec. 27	Idaho State	W 68-51	Salt Lake City
Dec. 31	Gonzaga	L 59-61	Spokane, WA
Jan. 5	Air Force*	L 83-64	Salt Lake City
Jan. 9	Dixie State	W 83-64	Salt Lake City
Jan. 16	San Diego State* (OT)	L 56-64	San Diego, CA
Jan. 19	BYU*	L 52-55	Salt Lake City
Jan. 22	New Mexico* (OT)	L 67-77	Albuquerque, NM
Jan. 26	TCU*	W 74-58	Salt Lake City
Jan. 30	Wyoming*	L 64-69	Salt Lake City
Feb. 2	Colorado State*	W 67-52	Fort Collins, CO
Feb. 6	UNLV*	W 81-73	Salt Lake City
Feb. 9	Air Force*	W 67-59	Colorado Springs, CO
Feb. 16	San Diego State*	W 72-66	Salt Lake City
Feb. 20	BYU*	L 59-67	Provo, UT
Feb. 23	New Mexico*	L 71-72	Salt Lake City
Feb. 27	TCU*	L 61-67	Fort Worth, TX
Mar. 1	Wyoming*	L 64-72	Laramie, WY
Mar. 4	Colorado State*	W 82-61	Salt Lake City
Mar. 8	UNLV*	L 63-70	Las Vegas, NV

Mountain West Conference Tournament

Mar. 13	New Mexico (OT)	W 82-80	Las Vegas, NV
Mar. 14	UNLV	L 55-61	Las Vegas, NV

College Basketball Invitational

Mar. 19	UTEP	W 81-69	El Paso, TX
Mar. 24	Tulsa	L 60-69	Tulsa, OK

*-MWC Games #-NIT Season Tip-Off

2008-09

Record: 24-10, MWC: 12-4 (T-1st)

Coach: Jim Boylen

Nov. 15	Southwest Baptist	L 79-80	Salt Lake City
Nov. 18	Green Bay	W 79-60	Salt Lake City
Nov. 21	Mississippi#	W 83-72	Daytona Beach, FL
Nov. 22	Morgan State#	W 66-37	Daytona Beach, FL
Nov. 28	Missouri State	W 71-58	Springfield, MO
Dec. 3	Oregon	W 95-81	Salt Lake City
Dec. 6	Idaho State	L 68-72	Pocatello, ID
Dec. 10	California	L 69-72	Salt Lake City
Dec. 13	Oklahoma	L 52-70	Norman, OK
Dec. 20	Weber State	W 74-64	Salt Lake City
Dec. 22	Utah State	L 64-66	Logan, Utah
Dec. 27	UC Irvine	W 60-52	Irvine, CA
Dec. 31	Gonzaga	W 66-65	Salt Lake City
Jan. 3	Wyoming*	W 91-67	Salt Lake City
Jan. 6	LSU	W 91-61	Salt Lake City
Jan. 10	San Diego State*	L 63-72	San Diego, CA
Jan. 14	Air Force*	W 57-36	Colorado Springs, CO
Jan. 17	Colorado State*	W 82-66	Salt Lake City
Jan. 24	UNLV*	L 65-75	Las Vegas, NV
Jan. 27	BYU*	W 94-88	Salt Lake City
Jan. 31	New Mexico*	W 69-68	Salt Lake City
Feb. 4	TCU*	W 62-54	Fort Worth, TX
Feb. 7	Wyoming*	W 80-70	Laramie, WY
Feb. 11	San Diego State*	W 67-55	Salt Lake City
Feb. 14	Air Force*	W 74-59	Salt Lake City
Feb. 18	Colorado State*	W 89-79	Fort Collins, CO
Feb. 25	UNLV*	W 70-60	Salt Lake City
Feb. 28	BYU*	L 50-63	Provo, UT
Mar. 3	New Mexico*	L 71-77	Albuquerque, NM
Mar. 8	TCU*	W 68-49	Salt Lake City

Mountain West Conference Tournament

Mar. 12	TCU	W 61-58	Las Vegas, NV
Mar. 13	Wyoming	W 68-55	Las Vegas, NV
Mar. 14	San Diego State	W 52-50	Las Vegas, NV

NCAA Tournament

Mar. 20	Arizona	L 71-84	Miami, FL
---------	---------	---------	-----------

*-MWC Games #-Glenn Wilkes Classic

2009-10

Record: 14-17, MWC: 7-9 (t-5th)

Coach: Jim Boylen

Nov. 13	Idaho	L 87-94	Salt Lake City
Nov. 18	Utah State	W 68-67	Salt Lake City
Nov. 21	Southern	W 88-48	Salt Lake City
Nov. 24	Seattle	L 74-77	Salt Lake City
Nov. 27	Illinois#	W 60-58	Las Vegas, NV

Nov. 28	Oklahoma State#	L 55-77	Las Vegas, NV
Dec. 2	Weber State	L 76-83	Ogden, UT
Dec. 5	Idaho State	W 68-56	Salt Lake City
Dec. 9	Michigan	W 68-52	Salt Lake City
Dec. 12	Oklahoma (OT)	L 73-78	Salt Lake City
Dec. 19	Illinois State	L 63-73	Salt Lake City
Dec. 23	Pepperdine	L 64-76	Malibu, CA
Dec. 29	UTSA	W 69-47	Salt Lake City
Jan. 2	LSU	W 67-59	Baton Rouge, LA
Jan. 9	TCU	W 65-45	Salt Lake City
Jan. 13	New Mexico	L 57-74	Albuquerque, NM
Jan. 16	UNLV	W 73-69	Las Vegas, NV
Jan. 19	San Diego State	L 68-70	Salt Lake City
Jan. 23	Air Force	W 71-54	Salt Lake City
Jan. 27	Wyoming	L 69-75	Laramie, WY
Jan. 30	BYU	L 69-82	Provo, UT
Feb. 3	Colorado State	L 65-50	Salt Lake City
Feb. 10	TCU	W 64-55	Fort Worth, TX
Feb. 13	New Mexico (OT)	L 65-68	Salt Lake City
Feb. 17	UNLV	W 66-61	Salt Lake City
Feb. 20	San Diego State	L 61-68	San Diego, CA
Feb. 24	Air Force	W 54-43	USFA, CO
Feb. 27	Wyoming	W 74-64	Salt Lake City
Mar. 3	BYU	L 51-71	Salt Lake City
Mar. 6	at Colorado State	L 67-76	Fort Collins, CO

Mountain West Conference Tournament

Mar. 11	UNLV	L 61-73	Las Vegas, NV
---------	------	---------	---------------

*-MWC Games #-Las Vegas Invitational

2010-11

Record: 13-18, MWC: 6-10 (7th)

Coach: Jim Boylen

Nov. 12	Grand Canyon	W 72-48	Salt Lake City
Nov. 17	Montana	W 80-71	Salt Lake City
Nov. 20	Weber State	W 90-75	Salt Lake City
Nov. 24	Utah State	L 62-79	Logan, Utah
Nov. 27	Oral Roberts	L 70-78	Salt Lake City
Nov. 30	Fresno State	W 76-63	Salt Lake City
Dec. 4	Bradley	W 68-60	Peoria, Ill.
Dec. 7	Pepperdine	W 67-60	Salt Lake City
Dec. 10	Weber State	L 64-75	Ann Arbor, Mich.
Dec. 17	Boise State	W 86-84	Salt Lake City
Dec. 22	Butler	L 62-74	Honolulu, Hawaii
Dec. 23	Hawaii	L 55-68	Honolulu, Hawaii
Dec. 25	San Diego	L 64-67	Honolulu, Hawaii
Dec. 31	Portland	L 79-88	Portland, Ore.
Jan. 5	Air Force	L 69-77	USFA, Colo.
Jan. 8	San Diego State	L 62-71	Salt Lake City
Jan. 11	BYU	L 79-104	Salt Lake City
Jan. 15	Wyoming	W 68-51	Laramie, Wyo.
Jan. 19	New Mexico	W 82-72	Salt Lake City
Jan. 22	TCU	W 75-62	Fort Worth, Texas
Jan. 29	Colorado State	L 68-74	Salt Lake City
Feb. 2	UNLV	L 54-67	Las Vegas, Nev.
Feb. 5	Air Force	L 49-54	Salt Lake City
Feb. 8	San Diego State	L 53-85	San Diego, Calif.
Feb. 12	BYU	L 59-72	Provo, Utah
Feb. 16	Wyoming	W 80-70	Salt Lake City
Feb. 19	New Mexico	W 62-60	Albuquerque, N.M.
Feb. 22	TCU	W 50-48	Salt Lake City
Mar. 2	Colorado State	L 65-78	Fort Collins, Colo.
Mar. 5	UNLV	L 58-78	Salt Lake City

Mountain West Conference Tournament

Mar. 10	San Diego State	L 50-64	Las Vegas, Nev.
---------	-----------------	---------	-----------------

*-MWC Games #-Las Vegas Invitational



Larry Krystkowiak
(2011-)