

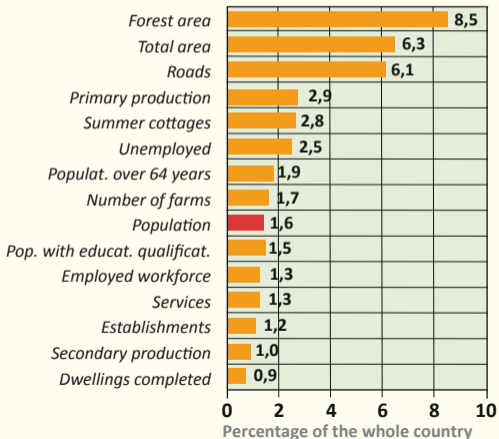
Photo: Paavo Keränen



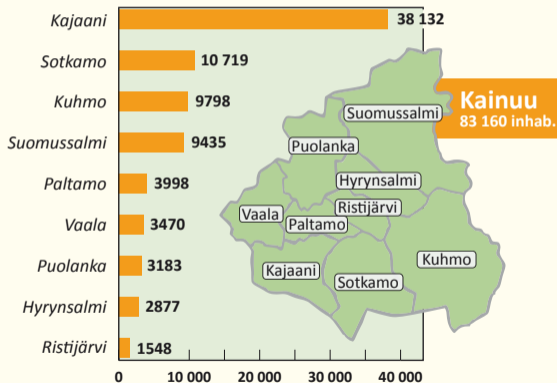
**KAINUU** in statistics 2009

# KAINUU IN RELATION TO THE WHOLE OF FINLAND

## Kainuu in proportion to the whole of Finland



## Population of the municipalities of Kainuu 2008



# GENERAL INFORMATION

|                      | POPULATION    |                             |                      |                            | AREA                  |                                      | POPULATION DENSITY               | POP. WITH SCHOOL/ACAD. DIPLOMA |
|----------------------|---------------|-----------------------------|----------------------|----------------------------|-----------------------|--------------------------------------|----------------------------------|--------------------------------|
|                      | 31.12. 2008   | 14 years and under (%) 2008 | 15-64 years (%) 2008 | 65 years and over (%) 2008 | Total km <sup>2</sup> | Water area (lakes etc.) (%) of total | Inhabitants/land km <sup>2</sup> | (%) 2007                       |
| <i>Hyrynsalmi</i>    | 2 877         | 12,3                        | 61,3                 | 26,4                       | 1 522                 | 6,6                                  | 2,0                              | 50,7                           |
| <i>Kajaani</i>       | 38 132        | 16,7                        | 66,4                 | 16,9                       | 2 264                 | 18,9                                 | 20,8                             | 66,6                           |
| <i>Kuhmo</i>         | 9 798         | 13,1                        | 63,5                 | 23,5                       | 5 457                 | 11,9                                 | 2,0                              | 58,1                           |
| <i>Paltamo</i>       | 3 998         | 15,0                        | 63,3                 | 21,7                       | 1 139                 | 19,3                                 | 4,4                              | 56,3                           |
| <i>Puolanka</i>      | 3 183         | 12,7                        | 62,1                 | 25,2                       | 2 599                 | 5,3                                  | 1,3                              | 51,4                           |
| <i>Ristijärvi</i>    | 1 548         | 10,6                        | 59,9                 | 29,5                       | 898                   | 6,9                                  | 1,9                              | 53,0                           |
| <i>Sotkamo</i>       | 10 719        | 16,1                        | 64,0                 | 19,9                       | 2 952                 | 10,3                                 | 4,1                              | 53,9                           |
| <i>Suomussalmi</i>   | 9 435         | 12,7                        | 63,0                 | 24,3                       | 5 858                 | 10,0                                 | 1,8                              | 61,5                           |
| <i>Vaala</i>         | 3 470         | 15,5                        | 59,3                 | 25,2                       | 1 764                 | 26,2                                 | 2,7                              | 57,6                           |
| <b><i>Kainuu</i></b> | <b>83 160</b> | <b>15,2</b>                 | <b>64,4</b>          | <b>20,4</b>                | <b>24 453</b>         | <b>12,1</b>                          | <b>3,9</b>                       | <b>61,4</b>                    |
| <i>Whole country</i> | 5 326 314     | 16,7                        | 66,5                 | 16,7                       | 390 920               | 8,8                                  | 17,5                             | 64,1                           |

Source: Statistics Finland. National Land Survey of Finland.

# POPULATION

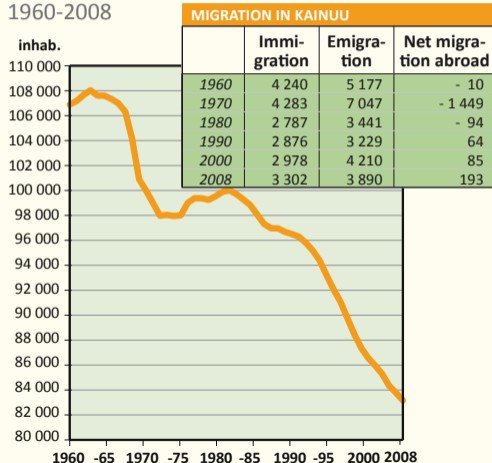
## POPULATION CHANGES

|                      | Nat. -<br>Mort<br>2008 | Migration<br>gain/loss<br>2008 | Net population change |             |
|----------------------|------------------------|--------------------------------|-----------------------|-------------|
|                      |                        |                                | 2008                  | 1999-08/v.  |
| <i>Hyrynsalmi</i>    | -37                    | -53                            | -90                   | -79         |
| <i>Kajaani</i>       | 114                    | -73                            | 43                    | -127        |
| <i>Kuhmo</i>         | -53                    | -91                            | -145                  | -178        |
| <i>Paltamo</i>       | -35                    | -41                            | -73                   | -60         |
| <i>Puolanka</i>      | -39                    | -5                             | -42                   | -85         |
| <i>Ristijärvi</i>    | -15                    | -11                            | -27                   | -33         |
| <i>Sotkamo</i>       | -43                    | 47                             | 3                     | -57         |
| <i>Suomussalmi</i>   | -76                    | -120                           | -197                  | -197        |
| <i>Vaala</i>         | -38                    | -48                            | -91                   | -76         |
| <b><i>Kainuu</i></b> | <b>-222</b>            | <b>-395</b>                    | <b>-619</b>           | <b>-891</b> |

Source: Statistics Finland.

## Population development in Kainuu

1960-2008

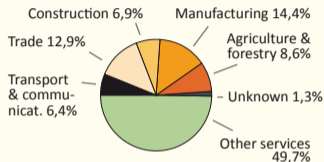


# SOURCES OF LIVELIHOOD

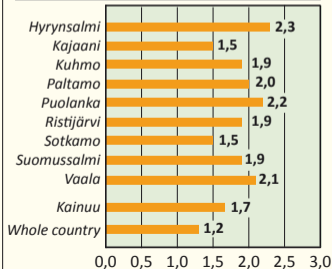
|                      | JOBS 2007              |                         |               |               | EMPLOYMENT 2008 |                   |
|----------------------|------------------------|-------------------------|---------------|---------------|-----------------|-------------------|
|                      | Forestry & agriculture | Industry & construction | Services      | Jobs          | Unempl.         | Rate of unempl. % |
| <i>Hyrynsalmi</i>    | 149                    | 100                     | 505           | 763           | 186             | 16,2              |
| <i>Kajaani</i>       | 485                    | 3 501                   | 11 864        | 15 998        | 2 241           | 12,6              |
| <i>Kuhmo</i>         | 515                    | 474                     | 2 140         | 3 200         | 737             | 17,0              |
| <i>Paltamo</i>       | 124                    | 235                     | 745           | 1 116         | 273             | 16,1              |
| <i>Puolanka</i>      | 215                    | 107                     | 536           | 881           | 219             | 16,3              |
| <i>Ristijärvi</i>    | 89                     | 28                      | 278           | 400           | 77              | 11,8              |
| <i>Sotkamo</i>       | 437                    | 1 094                   | 2 313         | 3 895         | 453             | 9,6               |
| <i>Suomussalmi</i>   | 373                    | 698                     | 1 881         | 3 005         | 593             | 14,1              |
| <i>Vaala</i>         | 202                    | 185                     | 616           | 1 020         | 226             | 15,6              |
| <b><i>Kainuu</i></b> | <b>2 589</b>           | <b>6 422</b>            | <b>20 878</b> | <b>30 278</b> | <b>5 005</b>    | <b>13,5</b>       |
| <i>Whole country</i> | 93 557                 | 594 399                 | 1 656 663     | 2 369 066     | 203 755         | 7,6               |

Source: Statistics Finland.

## Industrial structure 2007



## Provider ratio 2007



# PRIMARY PRODUCTION

|                      | AGRICULTURE                            |                             |                            |                             |                           | FORESTRY                         |                          |  |
|----------------------|--|-----------------------------|----------------------------|-----------------------------|---------------------------|----------------------------------|--------------------------|--|
|                      | Workforce employed in agriculture 2006 | Number of active farms 2008 | Average field area ha 2008 | No. of dairy producers 2008 | Milk/producer 1000 l 2008 | Workforce employed forestry 2006 | Forest land 1000 ha 2006 | Stock volume 1000 m <sup>3</sup> commercial forest |
| <i>Hyrynsalmi</i>    | 97                                     | 61                          | 20,3                       | 40                          | 113                       | 55                               | 119                      | 9 400  |
| <i>Kajaani</i>       | 186                                    | 131                         | 32,2                       | 29                          | 139                       | 278                              | 141                      | 13 000   |
| <i>Kuhmo</i>         | 247                                    | 178                         | 22,9                       | 79                          | 150                       | 251                              | 411                      | 32 200   |
| <i>Paltamo</i>       | 97                                     | 84                          | 23,8                       | 32                          | 112                       | 25                               | 76                       | 7 200  |
| <i>Puolanka</i>      | 107                                    | 71                          | 27,8                       | 29                          | 242                       | 101                              | 205                      | 15 800   |
| <i>Ristijärvi</i>    | 66                                     | 50                          | 30,3                       | 26                          | 131                       | 27                               | 72                       | 5 800  |
| <i>Sotkamo</i>       | 296                                    | 261                         | 29,8                       | 77                          | 167                       | 118                              | 235                      | 22 200   |
| <i>Suomussalmi</i>   | 193                                    | 147                         | 19,3                       | 60                          | 124                       | 189                              | 409                      | 28 800   |
| <i>Vaala</i>         | 139                                    | 119                         | 52,1                       | 40                          | 195                       | 30                               | 86                       | 7 600  |
| <b><i>Kainuu</i></b> | <b>1 428</b>                           | <b>1 102</b>                | <b>28,9</b>                | <b>412</b>                  | <b>152</b>                | <b>1 074</b>                     | <b>1754</b>              | <b>142 000</b>                                     |
| <i>Whole country</i> | 70 466                                 | 65 452                      | 35,0                       | 12 267                      | 178                       | 17 571                           | 20 300                   | 2 053 945  |

Source: Statistics Finland.

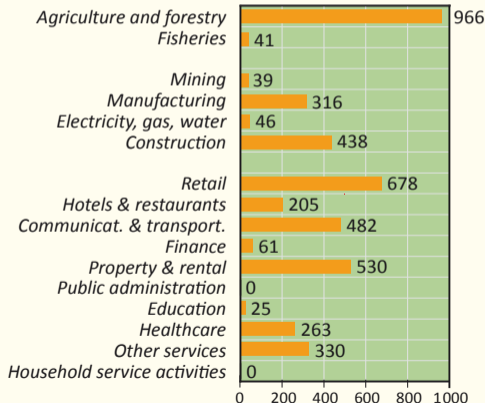
# INDUSTRY AND FIRMS

## INDUSTRY IN 2007

|                      | Firms      | Personnel    | % value added during processing | Exports 1 000 € |
|----------------------|------------|--------------|---------------------------------|-----------------|
| <i>Hyrynsalmi</i>    | 21         | 59           | 54,3                            | 2               |
| <i>Kajaani</i>       | 135        | 2603         | 32,6                            | 428 222         |
| <i>Kuhmo</i>         | 59         | 347          | 28,3                            | 35 772          |
| <i>Paltamo</i>       | 21         | 73           | 36,4                            | 1 587           |
| <i>Puolanka</i>      | 14         | 35           | 15,0                            | 2 992           |
| <i>Ristijärvi</i>    | 9          | 10           | 79,9                            | .               |
| <i>Sotkamo</i>       | 69         | 574          | 22,3                            | 43 639          |
| <i>Suomussalmi</i>   | 43         | 548          | 38,6                            | 30 270          |
| <i>Vaala</i>         | 16         | 85           | 78,3                            | .               |
| <b><i>Kainuu</i></b> | <b>387</b> | <b>4 334</b> | <b>32,7</b>                     | <b>542 482</b>  |
| <i>Whole country</i> | 29 210     | 426 801      | 29,8                            | 77 230 477      |

Source: Statistics Finland.

## Number of firms in Kainuu by sector 2007



# REGIONAL ECONOMY

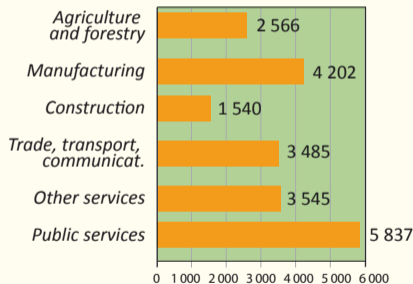
## GROSS VALUE ADDED 2007\* million euro

| Industry                      | Outer Kainuu region | Kajaani region | Kainuu | Whole country |
|-------------------------------|---------------------|----------------|--------|---------------|
| <b>At current prices</b>      |                     |                |        |               |
| Agriculture and forestry      | 114                 | 101            | 215    | 5 095         |
| Manufacturing                 | 56                  | 296            | 352    | 41 134        |
| Construction                  | 21                  | 108            | 129    | 10 028        |
| Trade, transport, communicat. | 90                  | 202            | 292    | 33 858        |
| Other services                | 73                  | 224            | 297    | 33 294        |
| Public services               | 73                  | 416            | 489    | 33 503        |
| All lines of business total   | 427                 | 1 347          | 1 774  | 156 912       |

## GROSS VALUE ADDED (at basic prices) inh. EU27=100

|                  | 2000        | 2001        | 2002        | 2003        | 2004        | 2005        | 2006        | 2007*       |
|------------------|-------------|-------------|-------------|-------------|-------------|-------------|-------------|-------------|
| <b>Kainuu</b>    | <b>77,3</b> | <b>80,2</b> | <b>80,3</b> | <b>79,1</b> | <b>81,9</b> | <b>77,6</b> | <b>81,7</b> | <b>83,7</b> |
| Uusimaa region   | 165,2       | 163,3       | 159,5       | 152,8       | 157,0       | 154,6       | 156,6       | 157,3       |
| Northern Karelia | 87,2        | 84,6        | 82,4        | 85,0        | 87,6        | 85,1        | 86,7        | 85,8        |
| Northern Savo    | 89,6        | 89,5        | 88,3        | 88,6        | 89,3        | 90,6        | 90,2        | 92,2        |
| Lapland          | 100,4       | 95,6        | 95,2        | 94,1        | 98,8        | 92,9        | 98,8        | 94,7        |
| Whole country    | 117,2       | 115,7       | 115,1       | 112,8       | 116,2       | 114,1       | 114,8       | 115,8       |

## Gross value added / inhabitant in Kainuu 2007\* (euro)



Source: Statistics Finland \* preliminary data



# HOUSING

## HOUSING 2008

|                      | Number of households | Average number of members/ household | Area of dwelling/ m <sup>2</sup> /inhab. | Housing          |                  | Production of new dwellings | Summer cottages |
|----------------------|----------------------|--------------------------------------|--|------------------|------------------|-----------------------------|-----------------|
|                      |                      |                                      |  | Own apartments % | Private houses % |                             |                 |
| <i>Hyrynsalmi</i>    | 1 359                | 2,1                                  | 41,6                                     | 64,5             | 68,6             | 3                           | 623             |
| <i>Kajaani</i>       | 18 333               | 2,1                                  | 37,7                                     | 59,7             | 35,6             | 121                         | 1 713           |
| <i>Kuhmo</i>         | 4 708                | 2,1                                  | 40,8                                     | 65,6             | 61,3             | 9                           | 2 369           |
| <i>Paltamo</i>       | 1 832                | 2,2                                  | 38,4                                     | 59,4             | 63,8             | 6                           | 1 205           |
| <i>Puolanka</i>      | 1 517                | 2,1                                  | 40,1                                     | 59,1             | 63,7             | 2                           | 1 496           |
| <i>Ristijärvi</i>    | 720                  | 2,1                                  | 42,5                                     | 61,0             | 74,2             | 18                          | 560             |
| <i>Sotkamo</i>       | 4 795                | 2,2                                  | 39,5                                     | 64,1             | 61,5             | 84                          | 1 827           |
| <i>Suomussalmi</i>   | 4 423                | 2,1                                  | 40,1                                     | 63,6             | 60,5             | 20                          | 2 214           |
| <i>Vaala</i>         | 1 628                | 2,1                                  | 40,5                                     | 61,2             | 69,3             | 4                           | 1 629           |
| <b><i>Kainuu</i></b> | <b>39 315</b>        | <b>2,1</b>                           | <b>39,0</b>                              | <b>61,6</b>      | <b>50,6</b>      | <b>267</b>                  | <b>13 636</b>   |
| <i>Whole country</i> | 2 499 332            | 2,1                                  | 38,3                                     | 59,2             | 40,2             | 30 542                      | 481 731         |

Source: Statistics Finland.

# WORKING LIFE

## JOBS ACCORDING TO SECTOR 2007

|                      | State %    | Municipal % | Private %   | Number of entrepreneurs |
|----------------------|------------|-------------|-------------|-------------------------|
| <i>Hyrynsalmi</i>    | 3,9        | 46,8        | 47,3        | 180                     |
| <i>Kajaani</i>       | 10,4       | 28,3        | 59,2        | 1 129                   |
| <i>Kuhmo</i>         | 10,5       | 29,2        | 58,4        | 490                     |
| <i>Paltamo</i>       | 2,4        | 32,1        | 53,6        | 185                     |
| <i>Puolanka</i>      | 8,8        | 36,7        | 52,2        | 203                     |
| <i>Ristijärvi</i>    | 1,4        | 40,1        | 57,1        | 106                     |
| <i>Sotkamo</i>       | 2,3        | 25,3        | 70,8        | 661                     |
| <i>Suomussalmi</i>   | 8,6        | 29,1        | 60,3        | 426                     |
| <i>Vaala</i>         | 8,6        | 42,2        | 46,8        | 229                     |
| <b><i>Kainuu</i></b> | <b>8,6</b> | <b>29,4</b> | <b>59,6</b> | <b>3 609</b>            |
| <i>Whole country</i> | 6,8        | 23,5        | 66,3        | 240 812                 |

Source: Statistics Finland.



Photo: Sanna Heikkinen

# MUNICIPAL ECONOMY AND ELECTIONS

| MUNICIPAL ELECTIONS 2008 |                   |           |             |                 |                  |          |           |            | ECONOMIC BACKGROUND 2008   |                      |                          |                        |
|--------------------------|-------------------|-----------|-------------|-----------------|------------------|----------|-----------|------------|----------------------------|----------------------|--------------------------|------------------------|
| Council seats            | Centre            | Leftist   | Social Dem. | Coalition Party | Christian League | Green    | Other     | Total      | Local income tax rate 2009 | Tax revenue €/inhab. | State subsidies €/inhab. | Annual margin €/inhab. |
|                          | <i>Hyrynsalmi</i> | 13        | 4           | 2               | 0                | 0        | 0         | 2          | 21                         | 19,75                | 2 400                    | 3 145                  |
| <i>Kajaani</i>           | 17                | 10        | 6           | 8               | 1                | 2        | 7         | 51         | 19,00                      | 2 954                | 1 548                    | 286                    |
| <i>Kuhmo</i>             | 19                | 3         | 7           | 3               | 1                | 1        | 1         | 35         | 19,75                      | 2 610                | 2 357                    | -6                     |
| <i>Paltamo</i>           | 13                | 5         | 4           | 1               | 1                | 1        | 2         | 27         | 19,75                      | 2 474                | 2 449                    | 200                    |
| <i>Puolanka</i>          | 13                | 5         | 0           | 1               | 0                | 0        | 2         | 21         | 20,25                      | 2 497                | 3 282                    | 452                    |
| <i>Ristijärvi</i>        | 12                | 1         | 0           | 3               | 0                | 0        | 1         | 17         | 19,50                      | 2 569                | 2 944                    | 207                    |
| <i>Sotkamo</i>           | 18                | 8         | 2           | 5               | 2                | 0        | 0         | 35         | 19,00                      | 2 658                | 1 662                    | 44                     |
| <i>Suomussalmi</i>       | 19                | 12        | 0           | 4               | 0                | 0        | 0         | 35         | 19,00                      | 2 610                | 2 668                    | 403                    |
| <i>Vaala</i>             | 14                | 4         | 1           | 1               | 0                | 0        | 1         | 21         | 20,50                      | 2 855                | 3 054                    | 169                    |
| <b>Kainuu</b>            | <b>138</b>        | <b>52</b> | <b>22</b>   | <b>26</b>       | <b>5</b>         | <b>4</b> | <b>16</b> | <b>263</b> | <b>19,24</b>               | <b>2 765</b>         | <b>2 039</b>             | <b>222</b>             |
| <i>Whole country</i>     |                   |           |             |                 |                  |          |           |            | <b>18,59</b>               | <b>3 291</b>         | <b>1 206</b>             | <b>363</b>             |

| PARLIAMENTARY ELECTIONS 2007 Political distribution (% of votes cast) |                  |                   |                 |                   |              |                       |            |                   |
|---|------------------|-------------------|-----------------|-------------------|--------------|-----------------------|------------|-------------------|
|   | The Centre Party | Social Dem. Party | Coalition Party | The Left Alliance | Green League | Christian Dem. League | Other      | Persons who voted |
| <b>Kainuu</b>   | <b>44,4</b>      | <b>11,2</b>       | <b>10,1</b>     | <b>23,6</b>       | <b>2,7</b>   | <b>2,8</b>            | <b>5,2</b> | <b>60,4</b>       |
| <i>Whole country</i>  | 23,1             | 21,4              | 22,3            | 8,8               | 8,5          | 4,9                   | 11,1       | 65,0              |

Source:  
Statistics Finland

# TRANSPORT NETWORK

## ROAD TRAFFIC 2008

|                      | Total road network km | Average daily traffic | Private cars/1000/inhab. |
|----------------------|-----------------------|-----------------------|--------------------------|
| <i>Hyrnsalmi</i>     | 308                   | 301                   | 537                      |
| <i>Kajaani</i>       | 456                   | 1 119                 | 512                      |
| <i>Kuhmo</i>         | 937                   | 287                   | 557                      |
| <i>Paltamo</i>       | 294                   | 701                   | 504                      |
| <i>Puolanka</i>      | 455                   | 256                   | 515                      |
| <i>Ristijärvi</i>    | 235                   | 357                   | 571                      |
| <i>Sotkamo</i>       | 662                   | 575                   | 534                      |
| <i>Suomussalmi</i>   | 1068                  | 270                   | 544                      |
| <i>Vaala</i>         | 317                   | 430                   | 544                      |
| <b>Kainuu</b>        | <b>4 732</b>          | <b>440</b>            | <b>527</b>               |
| <i>Whole country</i> | 78 202                | 1247                  | 504                      |

Source: Finnish Road Administration.

## Kainuu in Europe

