



WTCC

FIA World Touring Car Championship

Rounds 5 & 6
Slovakia Ring, Slovakia
27 April – 28 April 2013



Timing and Results by MST SYSTEMS Ltd

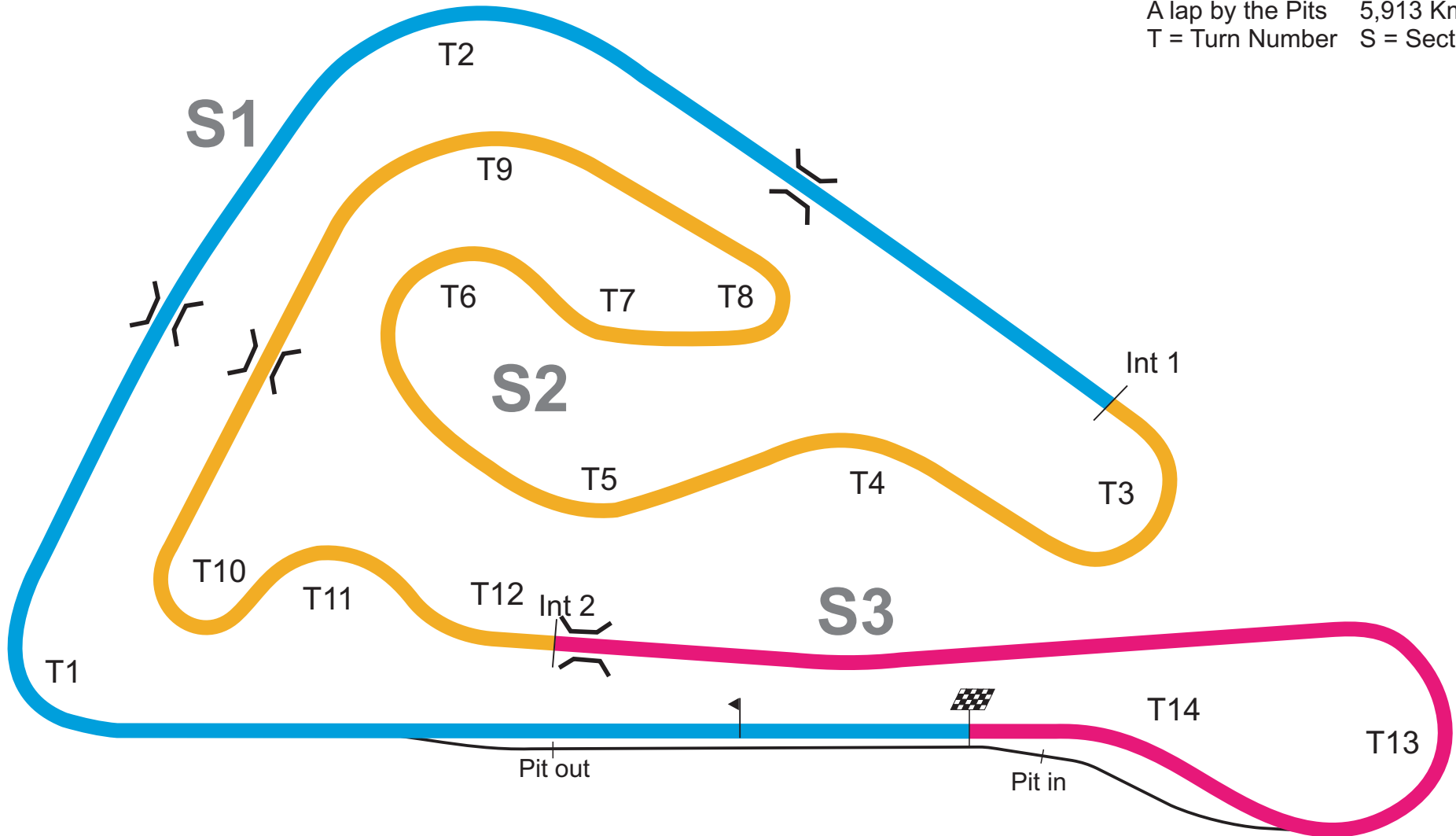
www.fiawtcc.com

www.mstworld.com



Slovakiaring, Slovakia
26 - 28th April 2013

—▲	Start Line
▣	Finish "Line"
	Start Line Offset 0,119 m
	Int 1 @ 2,194 Km
	Int 2 @ 4,640 Km
	Circuit Centerline 5,922 Km
	Pit in @ 5,858 Km
	Pit out @ 0,286 Km
	Pit in to Pit out 0,350 Km
	A lap by the Pits 5,913 Km
	T = Turn Number S = Sector



**2013 FIA World Touring Car Championship
FREE PRACTICE 1**

POS	NO	CLS	DRIVER	NAT	CAR	TIME	LAPS	GAP	KPH
1	3		Gabriele TARQUINI	ITA	Honda Civic	2:12.215	10		161.24
2	18		Tiago MONTEIRO	PRT	Honda Civic	2:12.612	11	0.397	160.76
3	15		Tom CORONEL	NLD	BMW 320 TC	2:12.693	11	0.478	160.66
4	12		Yvan MULLER	FRA	Chevrolet Cruze 1.6T	2:12.757	11	0.542	160.58
5	23		Tom CHILTON	GBR	Chevrolet Cruze 1.6T	2:13.024	11	0.809	160.26
6	1		Rob HUFF	GBR	SEAT Leon WTCC	2:13.285	9	1.070	159.95
7	9	I	Alex MACDOWALL	GBR	Chevrolet Cruze 1.6T	2:13.412	12	1.197	159.80
8	74		Pepe ORIOLA	ESP	SEAT Leon WTCC	2:13.503	10	1.288	159.69
9	73	I	Fredy BARTH	CHE	BMW 320 TC	2:13.754	9	1.539	159.39
10	55	I	Darryl O'YOUNG	HKG	BMW 320 TC	2:13.940	13	1.725	159.17
11	25	I	Mehdi BENNANI	MAR	BMW 320 TC	2:13.955	11	1.740	159.15
12	17	I	Michel NYKJAER	DNK	Chevrolet Cruze 1.6T	2:14.009	11	1.794	159.08
13	5		Norbert MICHELISZ	HUN	Honda Civic	2:14.072	8	1.857	159.01
14	14	I	James NASH	GBR	Chevrolet Cruze 1.6T	2:14.076	12	1.861	159.00
15	7	I	Charles NG	HKG	BMW 320 TC	2:14.163	8	1.948	158.90
16	26	I	Stefano D'ASTE	ITA	BMW 320 TC	2:14.627	13	2.412	158.35
17	19	I	Fernando MONJE	ESP	SEAT Leon WTCC	2:14.646	9	2.431	158.33
18	10		James THOMPSON	GBR	Lada Granta	2:15.039	8	2.824	157.87
19	38		Marc BASSENG	DEU	SEAT Leon WTCC	2:15.637	11	3.422	157.17
20	22	I	Tom BOARDMAN	GBR	SEAT Leon WTCC	2:16.166	10	3.951	156.56
21	6	I	Franz ENGSTLER	DEU	BMW 320 TC	2:16.200	6	3.985	156.52
22	8		Mikhail KOZLOVSKIY	RUS	Lada Granta	2:16.290	11	4.075	156.42
23	37	I	Rene MUNNICH	DEU	SEAT Leon WTCC				N/A

Slovakiaring

For Media Information Purposes - No Regulatory Value.

Circuit Length = 5.9220 km.

Weather/Track: Cloud 18C/Dry 21C Car 37 completed 2 laps by the pits.

Start: 09:00 End: 09:30

Race Director:	Steward:	Timekeeper:	Issued at:
----------------	----------	-------------	------------

2013 FIA World Touring Car Championship

Free Practice 1 - Sector Analysis Report

Lap S1 Time S1 Spd S2 Time S2 Spd S3 Time S3 Spd Lap Time Pit Lap S1 Time S1 Spd S2 Time S2 Spd S3 Time S3 Spd Lap Time Pit

1 HUFF				GBR		SEAT Leon WTCC				
1	11:04.971	1:22.984	38.785	13:06.740	Pit	6	7:50.137	1:08.957	32.379	9:31.473
2	4:10.138	1:09.055	28.156	5:47.349		7	41.216	1:05.208	27.186	2:13.610
3	41.093	1:04.944	27.307	2:13.344		8	41.195	1:05.057	27.368	2:13.620
4	41.293	1:04.782	27.210	2:13.285		9	42.300	1:16.000	41.913	2:40.213 Pit
5	41.062	1:06.806	43.420	2:31.288	Pit					


3 TARQUINI				ITA		Honda Civic				
1	11:10.702	1:17.889	40.732	13:09.323	Pit	7	2:47.340	1:06.584	27.152	4:21.076
2	2:35.909	1:09.131	28.481	4:13.521		8	41.298	1:09.699	27.159	2:18.156
3	42.831	1:16.107	30.496	2:29.434		9	40.682	1:04.309	27.224	2:12.215
4	41.028	1:04.038	27.163	2:12.229		10	40.934	1:04.386	40.667	2:25.987 Pit
5	41.191	1:07.193	27.220	2:25.604	Pit					
6	5:31.638	1:14.466	38.145	7:24.249	Pit					

5 MICHELISZ				HUN		Honda Civic				
1	19:06.014	1:19.266	30.832	20:56.112		6	41.288	1:06.059	27.919	2:15.266
2	50.927	1:15.734	30.539	2:37.200		7	41.328	1:05.311	27.433	2:14.072
3	44.897	1:07.570	28.158	2:20.625		8	41.346	1:06.405	39.022	2:26.773 Pit
4	41.730	1:05.660	27.539	2:14.929						
5	41.506	1:05.378	27.502	2:14.386						

6 ENGSTLER				DEU		BMW 320 TC				I
1	11:30.617	1:12.194	29.181	13:11.992		5	44.876	1:10.515	44.296	2:39.687
2	42.875	1:05.802	27.523	2:16.200		6	53.013	1:22.665	49.647	3:05.325 Pit
3	41.879	1:07.662	27.441	2:16.982						
4	41.953	1:06.985	29.322	2:18.260						

7 NG				HKG		BMW 320 TC				I
1	12:26.834	1:23.871	37.662	14:28.367		6	42.206	1:08.773	27.457	2:18.436
2	46.330	1:18.493	27.759	2:32.582		7	41.224	1:06.598	27.571	2:15.393
3	41.474	1:04.991	27.698	2:14.163		8	41.964	1:06.146	44.502	2:32.612 Pit
4	41.370	1:20.329	1:52.743	3:54.442	Pit					
5	11:32.488	1:06.742	27.498	13:06.728						

8 KOZLOVSKIY				RUS		Lada Granta				
1	11:21.810	1:15.665	31.096	13:08.571		7	42.226	1:06.772	27.950	2:16.948
2	44.455	1:11.438	40.824	2:36.717	Pit	8	42.257	1:06.366	27.667	2:16.290
3	2:25.650	1:07.009	27.752	4:00.411		9	42.195	1:07.406	28.159	2:17.760
4	43.102	1:07.646	27.546	2:18.294		10	42.131	1:06.462	27.832	2:16.425
5	42.388	1:08.150	27.961	2:18.499		11	42.317	1:12.330	44.535	2:39.182 Pit
6	42.287	1:06.545	27.985	2:16.817						



Circuit Length - 5.922 kilometres
Slovakiaring
Slovakia

Weather/Track: Cloud 18C/Dry 21C

Printed at 09:39, Saturday, 27 April, 2013

© MST Systems Ltd, 2005 (www.mstworld.com)

Page 1

2013 FIA World Touring Car Championship

Free Practice 1 - Sector Analysis Report

Lap S1 Time S1 Spd S2 Time S2 Spd S3 Time S3 Spd Lap Time Pit Lap S1 Time S1 Spd S2 Time S2 Spd S3 Time S3 Spd Lap Time Pit

9 MACDOWALL				GBR		Chevrolet Cruze 1.6T			I	
1	11:06.592	1:12.394	35.537	12:54.523	Pit	8	41.491	1:08.913	35.747	2:26.151
2	3:13.012	1:13.743	28.009	4:54.764		9	41.138	1:05.250	<u>27.152</u>	2:13.540
3	41.584	1:05.402	27.467	2:14.453		10	41.265	1:05.496	27.333	2:14.094
4	41.146	1:12.127	29.218	<u>2:22.491</u>		11	41.275	1:05.435	27.361	2:14.071
5	<u>41.096</u>	<u>1:05.012</u>	27.304	<u>2:13.412</u>		12	43.884	1:10.096	38.938	2:32.918 Pit
6	43.635	1:09.205	33.526	2:26.366	Pit					
7	4:18.669	1:09.594	27.923	5:56.186						


10 THOMPSON				GBR		Lada Granta			I	
1	11:18.490	1:16.784	42.312	13:17.586	Pit	6	13:07.845	1:09.847	27.633	14:45.325
2	2:25.030	1:12.990	28.331	4:06.351		7	<u>41.593</u>	<u>1:05.379</u>	28.067	<u>2:15.039</u>
3	41.953	1:05.589	<u>27.576</u>	2:15.118		8	41.893	1:05.446	47.620	2:34.959 Pit
4	41.941	1:05.501	27.715	2:15.157						
5	47.857	1:14.318	40.799	2:42.974	Pit					

12 MULLER				FRA		Chevrolet Cruze 1.6T			I	
1	11:08.634	1:23.444	41.882	13:13.960	Pit	7	3:15.769	1:14.789	33.183	5:03.741
2	3:04.026	1:07.425	<u>27.159</u>	4:38.610		8	<u>41.252</u>	1:04.993	27.252	2:13.497
3	41.375	<u>1:04.146</u>	27.236	<u>2:12.757</u>		9	41.377	1:04.372	27.375	2:13.124
4	42.938	1:08.321	38.876	2:30.135	Pit	10	41.413	1:04.489	27.326	2:13.228
5	3:39.524	1:08.008	27.608	5:15.140		11	43.185	1:10.485	41.234	2:34.904 Pit
6	41.480	1:07.583	39.434	2:28.497	Pit					

14 NASH				GBR		Chevrolet Cruze 1.6T			I	
1	11:05.824	1:09.927	34.746	12:50.497	Pit	8	42.780	1:05.279	29.785	2:17.844
2	2:39.355	1:05.421	28.580	4:13.356		9	<u>41.403</u>	1:05.252	27.421	<u>2:14.076</u>
3	41.602	1:15.908	27.560	2:25.070		10	43.497	1:05.552	27.486	2:16.535
4	41.465	1:05.464	27.701	2:14.630		11	41.503	1:05.557	27.532	2:14.592
5	41.626	<u>1:05.212</u>	<u>27.407</u>	2:14.245		12	51.189	1:12.432	40.186	2:43.807 Pit
6	41.680	1:07.300	33.722	2:22.702	Pit					
7	5:15.063	1:06.009	27.443	6:48.515						

15 CORONEL				NLD		BMW 320 TC			I	
1	11:23.975	1:08.849	29.596	13:02.420		7	4:14.487	1:07.350	27.922	5:49.759
2	41.847	1:05.106	<u>27.350</u>	2:14.303		8	<u>41.022</u>	<u>1:04.220</u>	27.451	<u>2:12.693</u>
3	41.516	1:05.872	27.480	2:14.868		9	41.416	1:04.562	50.809	2:36.787 Pit
4	41.476	1:08.813	28.526	2:18.815		10	3:56.079	1:09.562	27.413	5:33.054
5	41.197	1:04.552	27.512	2:13.261		11	41.136	1:04.307	45.686	2:31.129 Pit
6	41.720	1:08.577	40.528	2:30.825	Pit					

17 NYKJAER				DNK		Chevrolet Cruze 1.6T			I	
1	11:23.508	1:15.433	41.505	13:20.446	Pit	7	41.570	1:05.322	27.541	2:14.433
2	2:05.830	1:06.103	27.669	3:39.602		8	<u>41.475</u>	1:05.221	27.552	2:14.248
3	41.931	1:04.937	27.586	2:14.454		9	41.717	1:08.120	28.128	2:17.965
4	41.693	1:05.034	34.330	2:21.057	Pit	10	41.650	1:05.540	27.558	2:14.748
5	6:02.414	1:04.926	<u>27.428</u>	7:34.768		11	41.481	1:07.127	42.362	2:30.970 Pit
6	41.569	<u>1:04.824</u>	27.616	<u>2:14.009</u>						



Circuit Length - 5.922 kilometres
Slovakia Ring
Slovakia

Weather/Track: Cloud 18C/Dry 21C

2013 FIA World Touring Car Championship

Free Practice 1 - Sector Analysis Report

Lap S1 Time S1 Spd S2 Time S2 Spd S3 Time S3 Spd Lap Time Pit Lap S1 Time S1 Spd S2 Time S2 Spd S3 Time S3 Spd Lap Time Pit

18 MONTEIRO PRT Honda Civic									
1	11:11.282	1:19.111	29.812	13:00.205	7	7:22.973	1:07.291	27.780	8:58.044
2	42.035	1:04.514	27.413	2:13.962	8	40.980	1:04.358	27.274	2:12.612
3	41.096	1:04.488	27.408	2:12.992	9	40.947	1:09.050	29.011	2:19.008
4	41.279	1:08.315	31.365	2:20.959	10	40.882	1:04.960	27.436	2:13.278
5	41.217	1:05.470	27.476	2:14.163	11	41.508	1:09.147	35.522	2:26.177 Pit
6	41.457	1:07.777	34.353	2:23.587 Pit					


19 MONJE ESP SEAT Leon WTCC				I					
1	11:41.233	1:06.792	27.538	13:15.563	6	6:57.835	1:15.188	32.702	8:45.725
2	41.619	1:05.541	27.537	2:14.697	7	46.436	1:09.529	27.792	2:23.757
3	41.412	1:05.704	27.530	2:14.646	8	41.324	1:05.677	27.690	2:14.691
4	41.621	1:05.434	27.678	2:14.733	9	41.445	1:28.877	54.708	3:05.030 Pit
5	43.151	1:09.834	38.396	2:31.381 Pit					

22 BOARDMAN GBR SEAT Leon WTCC				I					
1	11:16.517	1:16.677	39.561	13:12.755 Pit	7	4:43.164	1:08.373	28.062	6:19.599
2	3:07.426	1:06.976	29.556	4:43.958	8	43.387	1:05.570	27.907	2:16.864
3	43.037	1:07.163	27.580	2:17.780	9	42.920	1:11.168	28.472	2:22.560
4	42.179	1:05.848	28.139	2:16.166	10	42.423	1:07.666	40.941	2:31.030 Pit
5	42.850	1:05.827	29.770	2:18.447					
6	43.042	1:06.933	41.406	2:31.381 Pit					

23 CHILTON GBR Chevrolet Cruze 1.6T									
1	11:09.586	1:23.033	42.629	13:15.248 Pit	7	41.312	1:04.486	27.490	2:13.288
2	3:07.375	1:08.062	27.955	4:43.392	8	41.247	1:04.729	27.430	2:13.406
3	41.170	1:04.487	27.367	2:13.024	9	41.654	1:04.864	27.401	2:13.919
4	41.033	1:04.902	28.016	2:13.951	10	41.341	1:04.997	27.506	2:13.844
5	44.695	1:07.633	40.534	2:32.862 Pit	11	41.238	1:05.603	45.146	2:31.987 Pit
6	5:52.862	1:09.348	28.307	7:30.517					

25 BENNANI MAR BMW 320 TC				I					
1	11:32.274	1:10.975	28.713	13:11.962	7	44.118	1:07.737	34.128	2:25.983 Pit
2	42.189	1:05.584	27.375	2:15.148	8	3:29.760	1:05.711	36.898	5:12.369 Pit
3	41.891	1:05.341	27.358	2:14.590	9	3:10.528	1:12.079	27.802	4:50.409
4	41.654	1:05.569	27.617	2:14.840	10	41.941	1:04.624	27.390	2:13.955
5	42.459	1:05.894	27.584	2:15.937	11	41.790	1:04.893	47.948	2:34.631 Pit
6	42.358	1:05.511	27.669	2:15.538					

26 D'ASTE ITA BMW 320 TC				I					
1	11:31.558	1:10.722	29.002	13:11.282	8	2:15.729	1:04.750	27.846	3:48.325
2	42.600	1:05.366	28.433	2:16.399	9	43.157	1:04.743	27.736	2:15.636
3	42.111	1:06.393	33.620	2:22.124 Pit	10	42.118	1:05.097	27.807	2:15.022
4	1:41.201	1:05.147	27.580	3:13.928	11	42.360	1:06.580	27.836	2:16.776
5	41.898	1:04.917	27.812	2:14.627	12	42.167	1:05.684	27.881	2:15.732
6	41.835	1:05.045	27.931	2:14.811	13	44.840	1:06.637	42.428	2:33.905 Pit
7	50.765	1:06.818	34.948	2:32.531 Pit					



Circuit Length - 5.922 kilometres
Slovakia Ring
Slovakia

Weather/Track: Cloud 18C/Dry 21C

Printed at 09:39, Saturday, 27 April, 2013

© MST Systems Ltd, 2005 (www.mstworld.com)

Page 3

2013 FIA World Touring Car Championship

Free Practice 1 - Sector Analysis Report

Lap S1 Time S1 Spd S2 Time S2 Spd S3 Time S3 Spd Lap Time Pit Lap S1 Time S1 Spd S2 Time S2 Spd S3 Time S3 Spd Lap Time Pit


37 MUNNICH				DEU	SEAT Leon WTCC				I
1	11:54.716	1:11.583	37.782	13:44.081 Pit					
2	9:38.062	1:11.000	36.185	11:25.247 Pit					

38 BASSENG				DEU	SEAT Leon WTCC				
1	11:00.210	1:09.950	30.345	12:40.505	7	41.834	1:06.269	33.702	2:21.805 Pit
2	42.056	1:05.757	28.092	2:15.905	8	4:02.024	1:06.135	28.049	5:36.208
3	41.925	1:05.712	28.000	2:15.637	9	42.033	1:06.431	27.993	2:16.457
4	41.542	1:06.437	35.109	2:23.088 Pit	10	41.668	1:06.310	27.945	2:15.923
5	5:15.307	1:05.894	27.965	6:49.166	11	41.755	1:06.437	37.379	2:25.571 Pit
6	41.823	1:06.260	28.192	2:16.275					

55 O'YOUNG				HKG	BMW 320 TC				I
1	11:29.841	1:12.093	28.377	13:10.311	8	41.676	1:05.175	27.440	2:14.291
2	42.605	1:05.975	27.579	2:16.159	9	41.692	1:04.741	27.507	2:13.940
3	42.050	1:05.318	27.487	2:14.855	10	41.563	1:05.318	27.701	2:14.582
4	41.832	1:06.308	27.325	2:15.465	11	46.704	1:09.131	27.675	2:23.510
5	41.859	1:05.806	27.517	2:15.182	12	41.966	1:05.220	27.530	2:14.716
6	43.636	1:08.218	35.176	2:27.030 Pit	13	43.099	1:09.577	49.127	2:41.803 Pit
7	3:00.567	1:05.609	27.489	4:33.665					

73 BARTH				CHE	BMW 320 TC				I
1	11:20.373	1:12.029	28.458	13:00.860	6	41.498	1:04.922	27.334	2:13.754
2	41.827	1:05.130	27.642	2:14.599	7	41.540	1:05.577	39.838	2:26.955 Pit
3	41.448	1:15.502	27.685	2:24.635	8	3:03.868	1:04.876	27.608	4:36.352
4	41.431	1:06.326	37.860	2:25.617 Pit	9	41.369		3:55.479	4:36.848 Pit
5	3:58.638	1:05.717	27.891	5:32.246					

74 ORIOLA				ESP	SEAT Leon WTCC				
1	11:15.978	1:17.008	45.861	13:18.847 Pit	7	7:06.404	1:09.346	27.474	8:43.224
2	3:05.451	1:08.025	27.793	4:41.269	8	41.292	1:06.716	27.518	2:15.526
3	41.509	1:04.749	27.245	2:13.503	9	41.468	1:04.938	27.437	2:13.843
4	41.152	1:05.192	27.413	2:13.757	10	41.445	1:07.789	41.456	2:30.690 Pit
5	41.288	1:05.139	27.508	2:13.935					
6	41.305	1:10.594	38.097	2:29.996 Pit					



Circuit Length - 5.922 kilometres
Slovakiaring
Slovakia


Weather/Track: Cloud 18C/Dry 21C

2013 FIA World Touring Car Championship

Free Practice 1 - Best Sector Times Report

POS	NO	SECTOR 1		SECTOR 2		SECTOR 3		IDEAL/BEST LAP COMPARISON							
		TIME	LAP	NO	TIME	LAP	NO	TIME	LAP	NO	NAME	IDEAL	BEST	LAP	DIFF
1	3	40.682	9	3	1:04.038	4	3	27.152	7	3	TARQUINI	2:11.872	2:12.215	9	+ 0.343
2	18	40.882	10	12	1:04.146	3	9	27.152	9	18	MONTEIRO	2:12.514	2:12.612	8	+ 0.098
3	15	41.022	8	15	1:04.220	8	12	27.159	2	12	MULLER	2:12.557	2:12.757	3	+ 0.200
4	23	41.033	4	18	1:04.358	8	1	27.186	7	15	CORONEL	2:12.592	2:12.693	8	+ 0.101
5	1	41.062	5	23	1:04.486	7	74	27.245	3	23	CHILTON	2:12.886	2:13.024	3	+ 0.138
6	9	41.096	5	25	1:04.624	10	18	27.274	8	1	HUFF	2:13.030	2:13.285	4	+ 0.255
7	74	41.152	4	55	1:04.741	9	55	27.325	4	74	ORIOLA	2:13.146	2:13.503	3	+ 0.357
8	7	41.224	7	26	1:04.743	9	73	27.334	6	9	MACDOWAL	2:13.260	2:13.412	5	+ 0.152
9	12	41.252	8	74	1:04.749	3	15	27.350	2	73	BARTH	2:13.579	2:13.754	6	+ 0.175
10	5	41.288	6	1	1:04.782	4	25	27.358	3	55	O'YOUNG	2:13.629	2:13.940	9	+ 0.311
11	19	41.324	8	17	1:04.824	6	23	27.367	3	25	BENNANI	2:13.636	2:13.955	10	+ 0.319
12	73	41.369	9	73	1:04.876	8	14	27.407	5	7	NG	2:13.672	2:14.163	3	+ 0.491
13	14	41.403	9	7	1:04.991	3	17	27.428	5	17	NYKJAER	2:13.727	2:14.009	6	+ 0.282
14	17	41.475	8	9	1:05.012	5	5	27.433	7	14	NASH	2:14.022	2:14.076	9	+ 0.054
15	38	41.542	4	14	1:05.212	5	6	27.441	3	5	MICHELISZ	2:14.032	2:14.072	7	+ 0.040
16	55	41.563	10	5	1:05.311	7	7	27.457	6	26	D'ASTE	2:14.158	2:14.627	5	+ 0.469
17	10	41.593	7	10	1:05.379	7	19	27.530	3	19	MONJE	2:14.288	2:14.646	3	+ 0.358
18	25	41.654	4	19	1:05.434	4	8	27.546	4	10	THOMPSON	2:14.548	2:15.039	7	+ 0.491
19	26	41.835	6	22	1:05.570	8	10	27.576	3	6	ENGSTLER	2:15.122	2:16.200	2	+ 1.078
20	6	41.879	3	38	1:05.712	3	22	27.580	3	38	BASSENG	2:15.199	2:15.637	3	+ 0.438
21	8	42.131	10	6	1:05.802	2	26	27.580	4	22	BOARDMAN	2:15.329	2:16.166	4	+ 0.837
22	22	42.179	4	8	1:06.366	8	38	27.945	10	8	KOZLOVSKI	2:16.043	2:16.290	8	+ 0.247
23	37	9:38.062	2	37	1:11.000	2	37	36.185	2	37	MUNNICH	11:25.247	11:25.247	2	+ 0.000

'Perfect Lap' - 2:11.872



Circuit Length - 5.922 kilometres
Slovakia Ring
Slovakia

Weather/Track: Cloud 18C/Dry 21C

**2013 FIA World Touring Car Championship
FREE PRACTICE 2**

POS	NO	CLS	DRIVER	NAT	CAR	TIME	LAPS	GAP	KPH
1	3		Gabriele TARQUINI	ITA	Honda Civic	2:12.228	10		161.23
2	12		Yvan MULLER	FRA	Chevrolet Cruze 1.6T	2:12.411	10	0.183	161.00
3	23		Tom CHILTON	GBR	Chevrolet Cruze 1.6T	2:12.813	10	0.585	160.52
4	1		Rob HUFF	GBR	SEAT Leon WTCC	2:12.904	11	0.676	160.41
5	18		Tiago MONTEIRO	PRT	Honda Civic	2:13.668	7	1.440	159.49
6	55	I	Darryl O'YOUNG	HKG	BMW 320 TC	2:13.956	10	1.728	159.15
7	5		Norbert MICHELISZ	HUN	Honda Civic	2:14.128	8	1.900	158.94
8	19	I	Fernando MONJE	ESP	SEAT Leon WTCC	2:14.131	9	1.903	158.94
9	15		Tom CORONEL	NLD	BMW 320 TC	2:14.165	12	1.937	158.90
10	74		Pepe ORIOLA	ESP	SEAT Leon WTCC	2:14.242	10	2.014	158.81
11	9	I	Alex MACDOWALL	GBR	Chevrolet Cruze 1.6T	2:14.494	7	2.266	158.51
12	73	I	Fredy BARTH	CHE	BMW 320 TC	2:14.499	11	2.271	158.50
13	17	I	Michel NYKJAER	DNK	Chevrolet Cruze 1.6T	2:14.600	11	2.372	158.38
14	7	I	Charles NG	HKG	BMW 320 TC	2:14.602	4	2.374	158.38
15	25	I	Mehdi BENNANI	MAR	BMW 320 TC	2:14.840	12	2.612	158.10
16	6	I	Franz ENGSTLER	DEU	BMW 320 TC	2:14.852	11	2.624	158.09
17	10		James THOMPSON	GBR	Lada Granta	2:14.997	9	2.769	157.92
18	38		Marc BASSENG	DEU	SEAT Leon WTCC	2:15.360	10	3.132	157.50
19	14	I	James NASH	GBR	Chevrolet Cruze 1.6T	2:15.471	7	3.243	157.37
20	26	I	Stefano D'ASTE	ITA	BMW 320 TC	2:15.682	11	3.454	157.12
21	8		Mikhail KOZLOVSKIY	RUS	Lada Granta	2:16.852	12	4.624	155.78
22	37	I	Rene MUNNICH	DEU	SEAT Leon WTCC	13:48.990	1	11:36.762	25.71
23	22	I	Tom BOARDMAN	GBR	SEAT Leon WTCC				N/A

Slovakiaring

For Media Information Purposes - No Regulatory Value.

Circuit Length = 5.9220 km.

Weather/Track: Sun 23C/Dry 33C Car 22 completed 1 lap by the pits.

Start: 12:00 End: 12:36

Race Director:	Steward:	Timekeeper:	Issued at:
----------------	----------	-------------	------------

2013 FIA World Touring Car Championship

Free Practice 2 - Sector Analysis Report

Lap S1 Time S1 Spd S2 Time S2 Spd S3 Time S3 Spd Lap Time Pit Lap S1 Time S1 Spd S2 Time S2 Spd S3 Time S3 Spd Lap Time Pit

1 HUFF				GBR		SEAT Leon WTCC				
1	11:05.089	1:16.300	30.973	12:52.362		7	5:18.312	1:07.875	28.608	6:54.795
2	44.767	1:10.703	28.675	2:24.145		8	41.099	1:05.216	27.452	2:13.767
3	9:12.192	1:11.316	27.686	10:51.194		9	41.545	1:05.501	27.613	2:14.659
4	40.724	1:04.774	27.406	2:12.904		10	41.384	1:05.826	27.684	2:14.894
5	46.518	1:13.879	28.265	2:28.662		11	41.361	1:08.204	41.358	2:30.923 Pit
6	41.647	1:16.642	38.008	2:36.297 Pit						


3 TARQUINI				ITA		Honda Civic				
1	11:14.512	1:14.618	31.841	13:00.971		7	41.187	1:05.935	37.512	2:24.634 Pit
2	41.383	1:10.080	55.733	2:47.196 Pit		8	3:18.763	1:13.691	30.051	5:02.505
3	10:10.701	1:07.856	27.418	11:45.975		9	40.774	1:04.137	27.317	2:12.228
4	41.719	1:08.240	27.577	2:17.536		10	40.915	1:14.088	39.050	2:34.053 Pit
5	42.769	1:11.104	27.578	2:21.451						
6	41.083	1:05.900	27.607	2:14.590						

5 MICHELISZ				HUN		Honda Civic				
1	24:39.920	1:14.192	32.616	26:26.728		6	41.180	1:11.521	29.602	2:22.303
2	47.623	1:12.311	29.284	2:29.218		7	41.419	1:05.238	27.471	2:14.128
3	43.153	1:06.861	27.577	2:17.591		8	43.156	1:08.434	36.346	2:27.936 Pit
4	41.419	1:08.373	38.490	2:28.282 Pit						
5	3:56.960	1:12.882	28.423	5:38.265						

6 ENGSTLER				DEU		BMW 320 TC				I
1	11:36.762	1:06.680	39.617	13:23.059 Pit		7	42.052	1:06.004	28.032	2:16.088
2	10:14.967	1:08.911	29.930	11:53.808		8	42.471	1:06.457	28.117	2:17.045
3	41.656	1:05.374	27.822	2:14.852		9	42.207	1:06.321	27.946	2:16.474
4	42.184	1:06.262	27.939	2:16.385		10	42.247	1:07.096	27.903	2:17.246
5	51.188	1:10.437	42.601	2:44.226 Pit		11	43.572	1:08.710	1:01.276	2:53.558 Pit
6	3:29.343	1:12.128	34.740	5:16.211						

7 NG				HKG		BMW 320 TC				I
1	11:27.464	1:09.386	29.006	13:05.856		4	41.429	1:05.628	27.545	2:14.602
2	41.823	1:07.733	28.340	2:17.896						
3	7:59.623	1:06.706	28.154	9:34.483						

8 KOZLOVSKIY				RUS		Lada Granta				
1	11:17.554	1:13.296	31.927	13:02.777		8	42.614	1:06.840	28.503	2:17.957
2	45.164	1:13.446	32.138	2:30.748		9	42.766	1:07.137	28.367	2:18.270
3	7:55.423	1:07.775	28.113	9:31.311		10	43.003	1:07.136	28.250	2:18.389
4	43.045	1:07.414	27.966	2:18.425		11	42.791	1:07.327	28.179	2:18.297
5	42.572	1:10.284	41.153	2:34.009 Pit		12	51.864	1:17.847	52.641	3:02.352 Pit
6	3:48.706	1:07.508	28.049	5:24.263						
7	42.251	1:06.513	28.088	2:16.852						



Circuit Length - 5.922 kilometres
Slovakia Ring
Slovakia

Weather/Track: Sun 23C/Dry 33C

2013 FIA World Touring Car Championship

Free Practice 2 - Sector Analysis Report

Lap S1 Time S1 Spd S2 Time S2 Spd S3 Time S3 Spd Lap Time Pit Lap S1 Time S1 Spd S2 Time S2 Spd S3 Time S3 Spd Lap Time Pit

9 MACDOWALL				GBR		Chevrolet Cruze 1.6T			I
1	11:09.163	1:17.617	30.401	12:57.181	5	40.937	1:09.029	37.210	2:27.176 Pit
2		2:02.515		2:39.974 Pit	6	5:27.533	1:07.701	28.209	7:03.443
3	7:36.195	1:11.779	27.325	9:15.299	7	41.673	1:05.445	3:57.674	5:44.792 Pit
4	40.707	1:05.838	27.949	2:14.494					

10 THOMPSON				GBR		Lada Granta			I
1	11:51.725	1:11.354	27.676	13:30.755	6	44.133	1:08.325	40.996	2:33.454 Pit
2	41.774	1:05.870	27.738	2:15.382	7	3:55.718	1:09.514	27.648	5:32.880
3	13:12.766	1:10.347	27.555	14:50.668	8	41.574	1:08.134	27.783	2:17.491
4	41.656	1:05.717	27.844	2:15.217	9	49.564	1:14.269	40.763	2:44.596 Pit
5	41.432	1:05.746	27.819	2:14.997					


12 MULLER				FRA		Chevrolet Cruze 1.6T			I
1	11:06.953	1:17.421	30.952	12:55.326	7	41.046	1:04.622	27.343	2:13.011
2	41.198	1:05.164	27.292	2:13.654	8	43.444	1:11.240	38.670	2:33.354 Pit
3	8:01.922	1:11.273	27.762	9:40.957	9	3:42.843	1:08.276	28.299	5:19.418
4	41.251	1:05.644	35.049	2:21.944 Pit	10	41.358	1:05.166	43.253	2:29.777 Pit
5	5:12.552	1:18.525	31.964	7:03.041					
6	41.069	1:04.086	27.256	2:12.411					

14 NASH				GBR		Chevrolet Cruze 1.6T			I
1	12:03.702	1:12.965	36.593	13:53.260	5	4:46.115	1:15.827	27.648	6:29.590
2	10:12.770	1:07.998	27.916	11:48.684	6	41.273	1:04.990	29.208	2:15.471
3	42.194	1:05.962	27.580	2:15.736	7	53.491	1:20.807	40.021	2:54.319 Pit
4	41.992	1:06.543	34.246	2:22.781 Pit					

15 CORONEL				NLD		BMW 320 TC			I
1	11:23.467	1:09.089	29.015	13:01.571	8	3:48.932	1:10.782	30.946	5:30.660
2	42.060	1:09.432	28.106	2:19.598	9	41.955	1:05.270	29.973	2:17.198
3	8:01.011	1:05.751	28.913	9:35.675	10	41.838	1:05.757	29.585	2:17.180
4	41.539	1:05.121	27.505	2:14.165	11	41.785	1:05.491	27.751	2:15.027
5	42.658	1:06.160	27.860	2:16.678	12	41.997	1:10.534	50.985	2:43.516 Pit
6	42.003	1:08.910	28.441	2:19.354					
7	41.839	1:07.703	43.176	2:32.718 Pit					

17 NYKJAER				DNK		Chevrolet Cruze 1.6T			I
1	11:23.829	1:10.209	28.947	13:02.985	7	42.755	1:06.260	39.410	2:28.425 Pit
2	41.434	1:09.637	27.510	2:18.581	8	6:24.557	1:05.614	30.218	8:00.389
3	7:51.795	1:10.029	27.833	9:29.657	9	41.482	1:05.664	27.454	2:14.600
4	41.649	1:05.647	27.453	2:14.749	10	41.535	1:06.148	27.448	2:15.131
5	41.372	1:06.560	27.519	2:15.451	11	41.703	1:11.003	42.376	2:35.082 Pit
6	41.704	1:09.219	27.643	2:18.566					

18 MONTEIRO				PRT		Honda Civic			I
1	11:12.405	1:15.685	30.806	12:58.896	5	41.323	1:06.226	35.981	2:23.530 Pit
2		1:47.211		2:15.096	6	5:33.443	1:09.215	27.953	7:10.611
3	8:27.445	1:07.154	27.777	10:02.376	7	41.077	1:04.909	39.594	2:25.580 Pit
4	41.339	1:04.861	27.468	2:13.668					



Circuit Length - 5.922 kilometres
Slovakiaring
Slovakia

Weather/Track: Sun 23C/Dry 33C

2013 FIA World Touring Car Championship

Free Practice 2 - Sector Analysis Report

Lap S1 Time S1 Spd S2 Time S2 Spd S3 Time S3 Spd Lap Time Pit Lap S1 Time S1 Spd S2 Time S2 Spd S3 Time S3 Spd Lap Time Pit

19 MONJE				ESP SEAT Leon WTCC				I			
1	11:22.504	1:12.116	29.165	13:03.785	6	4:03.433	1:15.942	34.671	5:54.046		
2	41.832	1:10.337	28.668	2:20.837	7	41.215	1:05.197	27.719	2:14.131		
3	7:49.977	1:12.068	27.961	9:30.006	8	41.604	1:13.255	30.526	2:25.385		
4	41.516	1:05.899	27.829	2:15.244	9	41.578	1:17.790	43.094	2:42.462 Pit		
5	41.477	1:06.620	41.986	2:30.083 Pit							

22 BOARDMAN				GBR SEAT Leon WTCC				I			
1	11:14.526		37.930	11:52.456 Pit							


23 CHILTON				GBR Chevrolet Cruze 1.6T				I			
1	11:06.101	1:16.822	30.874	12:53.797	7	41.127	1:04.723	27.484	2:13.334		
2	41.275	1:05.138	27.352	2:13.765	8	42.411	1:14.062	36.941	2:33.414 Pit		
3	8:04.715	1:09.144	27.409	9:41.268	9	4:50.649	1:05.132	27.533	6:23.314		
4	40.946	1:04.573	27.294	2:12.813	10	41.180	1:10.352	52.795	2:44.327 Pit		
5	41.213	1:05.092	43.916	2:30.221 Pit							
6	4:21.649	1:11.388	27.688	6:00.725							

25 BENNANI				MAR BMW 320 TC				I			
1	11:32.325	1:08.718	34.375	13:15.418	8	3:10.861	1:05.838	28.147	4:44.846		
2	42.724	1:07.381	28.457	2:18.562	9	42.657	1:05.774	27.771	2:16.202		
3	9:57.790	1:08.220	28.298	11:34.308	10	42.495	1:05.711	27.954	2:16.160		
4	41.839	1:05.549	27.452	2:14.840	11	42.753	1:05.834	27.938	2:16.525		
5	42.191	1:06.003	27.867	2:16.061	12		1:51.168		2:26.896 Pit		
6	42.352	1:05.908	27.761	2:16.021							
7	44.142	1:11.890	34.294	2:30.326 Pit							

26 D'ASTE				ITA BMW 320 TC				I			
1	11:37.493	1:08.991	28.795	13:15.279	7	6:39.230	1:05.540	28.238	8:13.008		
2	42.217	1:07.244	27.991	2:17.452	8	42.105	1:33.577		2:15.682		
3	7:59.623	1:05.725	28.186	9:33.534	9	42.314	1:06.237	27.881	2:16.432		
4	41.977	1:06.358	27.593	2:15.928	10	42.189	1:08.384	39.378	2:29.951		
5	42.099	1:06.761	27.956	2:16.816	11	44.420	1:12.857	53.297	2:50.574 Pit		
6	42.157	1:06.698	42.330	2:31.185 Pit							

37 MUNNICH				DEU SEAT Leon WTCC				I			
1	12:07.901	1:12.263	28.826	13:48.990							

38 BASSENG				DEU SEAT Leon WTCC				I			
1	11:03.697	1:10.226	30.383	12:44.306	7	41.505	1:06.352	27.918	2:15.775		
2	45.981	1:07.241	27.930	2:21.152	8	41.386	1:06.075	27.899	2:15.360		
3	8:54.090	1:06.111	27.505	10:27.706	9	41.563	1:06.855	27.841	2:16.259		
4	50.201	1:09.465	44.232	2:43.898	10	41.458	1:07.111	40.265	2:28.834 Pit		
5	1:21.824	1:25.805	42.768	3:30.397 Pit							
6	7:17.061	1:06.887	27.887	8:51.835							




Circuit Length - 5.922 kilometres
Slovakiaring
Slovakia

Weather/Track: Sun 23C/Dry 33C

2013 FIA World Touring Car Championship

Free Practice 2 - Sector Analysis Report

Lap	S1 Time	S1 Spd	S2 Time	S2 Spd	S3 Time	S3 Spd	Lap Time	Pit	Lap	S1 Time	S1 Spd	S2 Time	S2 Spd	S3 Time	S3 Spd	Lap Time	Pit
55 O'YOUNG									HKG			BMW 320 TC			I		
1	11:26.977		1:09.411		28.975		13:05.363		7	5:44.285		1:06.363		28.836		7:19.484	
2	42.044		1:07.157		28.062		2:17.263		8	41.792		1:06.456		40.476		2:28.724	Pit
3	8:00.315		1:06.746		27.848		9:34.909		9	3:35.333		1:05.463		27.640		5:08.436	
4	41.469		1:05.122		27.365		2:13.956		10	42.128		1:05.646		57.533		2:45.307	Pit
5	41.434		1:05.702		27.529		2:14.665										
6	42.553		1:12.440		40.560		2:35.553	Pit									
73 BARTH									CHE			BMW 320 TC			I		
1	11:17.914		1:11.992		31.657		13:01.563		7	41.480		1:05.151		27.868		2:14.499	
2	42.504		1:11.182		28.123		2:21.809		8	41.789		1:05.116		28.060		2:14.965	
3	8:57.395		1:05.947		27.716		10:31.058		9	41.938		1:05.606		27.599		2:15.143	
4	41.934		1:05.562		27.798		2:15.294		10	41.651		1:05.756		27.900		2:15.307	
5	41.958		1:44.283		44.305		3:10.546	Pit	11	41.583		1:24.789		48.785		2:55.157	Pit
6	5:25.619		1:13.288		27.852		7:06.759										
74 ORIOLA									ESP			SEAT Leon WTCC					
1	11:22.067		1:08.358		29.598		13:00.023		7	3:01.162		1:08.141		27.506		4:36.809	
2	41.403		1:05.429		27.466		2:14.298		8	48.649		1:17.687		39.355		2:45.691	Pit
3	7:59.804		1:11.843		27.560		9:39.207		9	3:19.734		1:08.731		27.321		4:55.786	
4	41.192		1:05.550		27.539		2:14.281		10	47.006		1:17.119		38.804		2:42.929	Pit
5	40.897		1:05.896		27.449		2:14.242										
6	41.935		1:10.224		37.503		2:29.662	Pit									



Circuit Length - 5.922 kilometres
Slovakia Ring
Slovakia

Weather/Track: Sun 23C/Dry 33C

Printed at 12:47, Saturday, 27 April, 2013

© MST Systems Ltd, 2005 (www.mstworld.com)


Page 4

2013 FIA World Touring Car Championship

Free Practice 2 - Best Sector Times Report

POS	NO	SECTOR 1		SECTOR 2		SECTOR 3		IDEAL/BEST LAP COMPARISON							
		TIME	LAP	NO	TIME	LAP	NO	TIME	LAP	NO	NAME	IDEAL	BEST	LAP	DIFF
1	9	40.707	4	12	1:04.086	6	12	27.256	6	3	TARQUINI	2:12.228	2:12.228	9	+ 0.000
2	1	40.724	4	3	1:04.137	9	23	27.294	4	12	MULLER	2:12.388	2:12.411	6	+ 0.023
3	3	40.774	9	23	1:04.573	4	3	27.317	9	23	CHILTON	2:12.813	2:12.813	4	+ 0.000
4	74	40.897	5	1	1:04.774	4	74	27.321	9	1	HUFF	2:12.904	2:12.904	4	+ 0.000
5	23	40.946	4	18	1:04.861	4	9	27.325	3	18	MONTEIRO	2:13.406	2:13.668	4	+ 0.262
6	12	41.046	7	14	1:04.990	6	55	27.365	4	9	MACDOWAL	2:13.477	2:14.494	4	+ 1.017
7	18	41.077	7	73	1:05.116	8	1	27.406	4	74	ORIOLA	2:13.647	2:14.242	5	+ 0.595
8	5	41.180	6	15	1:05.121	4	17	27.448	10	14	NASH	2:13.843	2:15.471	6	+ 1.628
9	19	41.215	7	55	1:05.122	4	25	27.452	4	5	MICHELISZ	2:13.889	2:14.128	7	+ 0.239
10	14	41.273	6	19	1:05.197	7	18	27.468	4	55	O'YOUNG	2:13.921	2:13.956	4	+ 0.035
11	17	41.372	5	5	1:05.238	7	5	27.471	7	19	MONJE	2:14.131	2:14.131	7	+ 0.000
12	38	41.386	8	6	1:05.374	3	15	27.505	4	15	CORONEL	2:14.165	2:14.165	4	+ 0.000
13	7	41.429	4	74	1:05.429	2	38	27.505	3	73	BARTH	2:14.195	2:14.499	7	+ 0.304
14	10	41.432	5	9	1:05.445	7	7	27.545	4	17	NYKJAER	2:14.434	2:14.600	9	+ 0.166
15	55	41.434	5	26	1:05.540	7	10	27.555	3	7	NG	2:14.602	2:14.602	4	+ 0.000
16	73	41.480	7	25	1:05.549	4	14	27.580	3	10	THOMPSON	2:14.704	2:14.997	5	+ 0.293
17	15	41.539	4	17	1:05.614	8	26	27.593	4	25	BENNANI	2:14.840	2:14.840	4	+ 0.000
18	6	41.656	3	7	1:05.628	4	73	27.599	9	6	ENGSTLER	2:14.852	2:14.852	3	+ 0.000
19	25	41.839	4	10	1:05.717	4	19	27.719	7	38	BASSENG	2:14.966	2:15.360	8	+ 0.394
20	26	41.977	4	38	1:06.075	8	6	27.822	3	26	D'ASTE	2:15.110	2:15.682	8	+ 0.572
21	8	42.251	7	8	1:06.513	7	8	27.966	4	8	KOZLOVSKI	2:16.730	2:16.852	7	+ 0.122
22	22	11:14.52	1	37	1:12.263	1	37	28.826	1	37	MUNNICH	13:48.990	13:48.990	1	+ 0.000

'Perfect Lap' - 2:12.049



Circuit Length - 5.922 kilometres
Slovakiaring
Slovakia

Weather/Track: Sun 23C/Dry 33C

**2013 FIA World Touring Car Championship
QUALIFYING 1 - PROVISIONAL CLASSIFICATION**

POS	NO	CLS	DRIVER	NAT	CAR	TIME	LAPS	GAP	KPH
1	3		Gabriele TARQUINI	ITA	Honda Civic	2:10.308	5		163.60
2	18		Tiago MONTEIRO	PRT	Honda Civic	2:10.907	5	0.599	162.85
3	12		Yvan MULLER	FRA	Chevrolet Cruze 1.6T	2:10.972	5	0.664	162.77
4	5		Norbert MICHELISZ	HUN	Honda Civic	2:11.288	5	0.980	162.38
5	23		Tom CHILTON	GBR	Chevrolet Cruze 1.6T	2:11.335	4	1.027	162.32
6	9	I	Alex MACDOWALL	GBR	Chevrolet Cruze 1.6T	2:11.538	5	1.230	162.07
7	1		Rob HUFF	GBR	SEAT Leon WTCC	2:11.599	6	1.291	162.00
8	17	I	Michel NYKJAER	DNK	Chevrolet Cruze 1.6T	2:11.738	7	1.430	161.83
9	74		Pepe ORIOLA	ESP	SEAT Leon WTCC	2:11.936	6	1.628	161.58
10	14	I	James NASH	GBR	Chevrolet Cruze 1.6T	2:11.988	8	1.680	161.52
11	15		Tom CORONEL	NLD	BMW 320 TC	2:12.300	7	1.992	161.14
12	25	I	Mehdi BENNANI	MAR	BMW 320 TC	2:12.363	7	2.055	161.06
13	38		Marc BASSENG	DEU	SEAT Leon WTCC	2:12.603	9	2.295	160.77
14	73	I	Fredy BARTH	CHE	BMW 320 TC	2:12.610	7	2.302	160.76
15	10		James THOMPSON	GBR	Lada Granta	2:12.641	8	2.333	160.72
16	26	I	Stefano D'ASTE	ITA	BMW 320 TC	2:12.665	7	2.357	160.70
17	7	I	Charles NG	HKG	BMW 320 TC	2:12.891	7	2.583	160.42
18	19	I	Fernando MONJE	ESP	SEAT Leon WTCC	2:12.921	7	2.613	160.39
19	37	I	Rene MUNNICH	DEU	SEAT Leon WTCC	2:13.223	7	2.915	160.02
20	6	I	Franz ENGSTLER	DEU	BMW 320 TC	2:13.582	7	3.274	159.59
21	8		Mikhail KOZLOVSKIY	RUS	Lada Granta	2:14.900	7	4.592	158.03

QUALIFICATION MAXIMA 2:19.429

55	I	Darryl O'YOUNG	HKG	BMW 320 TC	13:16.907	1	11:06.599	26.75
22	I	Tom BOARDMAN	GBR	SEAT Leon WTCC				N/A

Slovakiaring

Subject to technical scrutineering. For Media Information Purposes - No Regulatory Value.

Circuit Length = 5.9220 km.

Weather/Track: Bright 24C/Dry 29C Car 22 did not complete a lap.

Start: 15:30 End: 16:17

Race Director:	Steward:	Timekeeper:	Issued at:
----------------	----------	-------------	------------

**2013 FIA World Touring Car Championship
QUALIFYING 1 RESULT**

POS	NO	CLS	DRIVER	NAT	CAR	TIME	LAPS	GAP	KPH
1	3		Gabriele TARQUINI	ITA	Honda Civic	2:10.308	5		163.60
2	18		Tiago MONTEIRO	PRT	Honda Civic	2:10.907	5	0.599	162.85
3	12		Yvan MULLER	FRA	Chevrolet Cruze 1.6T	2:10.972	5	0.664	162.77
4	5		Norbert MICHELISZ	HUN	Honda Civic	2:11.288	5	0.980	162.38
5	23		Tom CHILTON	GBR	Chevrolet Cruze 1.6T	2:11.335	4	1.027	162.32
6	9	I	Alex MACDOWALL	GBR	Chevrolet Cruze 1.6T	2:11.538	5	1.230	162.07
7	1		Rob HUFF	GBR	SEAT Leon WTCC	2:11.599	6	1.291	162.00
8	17	I	Michel NYKJAER	DNK	Chevrolet Cruze 1.6T	2:11.738	7	1.430	161.83
9	74		Pepe ORIOLA	ESP	SEAT Leon WTCC	2:11.936	6	1.628	161.58
10	14	I	James NASH	GBR	Chevrolet Cruze 1.6T	2:11.988	8	1.680	161.52
11	15		Tom CORONEL	NLD	BMW 320 TC	2:12.300	7	1.992	161.14
12	25	I	Mehdi BENNANI	MAR	BMW 320 TC	2:12.363	7	2.055	161.06
13	38		Marc BASSENG	DEU	SEAT Leon WTCC	2:12.603	9	2.295	160.77
14	73	I	Fredy BARTH	CHE	BMW 320 TC	2:12.610	7	2.302	160.76
15	10		James THOMPSON	GBR	Lada Granta	2:12.641	8	2.333	160.72
16	26	I	Stefano D'ASTE	ITA	BMW 320 TC	2:12.665	7	2.357	160.70
17	7	I	Charles NG	HKG	BMW 320 TC	2:12.891	7	2.583	160.42
18	19	I	Fernando MONJE	ESP	SEAT Leon WTCC	2:12.921	7	2.613	160.39
19	37	I	Rene MUNNICH	DEU	SEAT Leon WTCC	2:13.223	7	2.915	160.02
20	6	I	Franz ENGSTLER	DEU	BMW 320 TC	2:13.582	7	3.274	159.59
21	8		Mikhail KOZLOVSKIY	RUS	Lada Granta	2:14.900	7	4.592	158.03

QUALIFICATION MAXIMA 2:19.429

55	I	Darryl O'YOUNG	HKG	BMW 320 TC	13:16.907	1	11:06.599	26.75
22	I	Tom BOARDMAN	GBR	SEAT Leon WTCC				N/A

Slovakiaring

Circuit Length = 5.9220 km.

Start: 15:30 End: 16:17


Weather/Track: Bright 24C/Dry 29C

Steward:	Steward:	Steward:	Issued at:
----------	----------	----------	------------

2013 FIA World Touring Car Championship

Qualifying 1 - Sector Analysis Report

Lap	S1 Time	S1 Spd	S2 Time	S2 Spd	S3 Time	S3 Spd	Lap Time	Pit	Lap	S1 Time	S1 Spd	S2 Time	S2 Spd	S3 Time	S3 Spd	Lap Time	Pit
1 HUFF									GBR SEAT Leon WTCC								
1	10:59.376		1:13.785		29.810		12:42.971		5	40.610		1:03.992		26.997		2:11.599	
2	40.794		1:04.260		27.307		2:12.361		6	44.662		1:12.472		38.085		2:35.219	Pit
3	49.360		1:48.760		52.652		3:30.772	Pit									
4	25:43.376		1:20.762		30.080		27:34.218										
3 TARQUINI									ITA Honda Civic								
1	11:07.842		1:05.964		35.917		12:49.723	Pit	4	40.238		1:03.226		26.844		2:10.308	
2	2:47.466		1:55.000		50.639		5:33.105	Pit	5	46.156		1:19.185		51.261		2:56.602	Pit
3	25:53.266		1:18.034		31.930		27:43.230										
5 MICHELISZ									HUN Honda Civic								
1	11:22.471		1:28.964		33.161		13:24.596		4	40.802		1:03.554		26.932		2:11.288	
2	40.753		1:04.456		57.399		2:42.608	Pit	5	46.005		1:13.498		59.379		2:58.882	Pit
3	28:12.557		1:19.131		33.025		30:04.713										
6 ENGSTLER									DEU BMW 320 TC								
1	11:28.433		1:17.636		32.304		13:18.373		5	41.661		1:06.601		44.835		2:33.097	Pit
2	41.574		1:05.831		57.322		2:44.727	Pit	6	3:44.455		1:20.917		31.800		5:37.172	
3	28:27.648		1:19.105		31.607		30:18.360		7	41.324		1:04.786		27.472		2:13.582	
4	41.453		1:04.800		27.671		2:13.924										
7 NG									HKG BMW 320 TC								
1	11:27.529		1:18.171		31.731		13:17.431		5	41.313		1:07.159		40.491		2:28.963	Pit
2	41.431		1:04.869		55.060		2:41.360	Pit	6	3:59.181		1:25.401		30.475		5:55.057	
3	28:21.422		1:19.841		33.133		30:14.396		7	41.143		1:04.356		27.392		2:12.891	
4	41.554		1:04.730		27.436		2:13.720										
8 KOZLOVSKIY									RUS Lada Granta								
1	12:10.232		1:10.261		27.596		13:48.089		5	44.359		1:10.016		57.401		2:51.776	Pit
2	42.142		1:17.607		46.150		2:45.899	Pit	6	2:59.444		1:07.352		27.748		4:34.544	
3	27:57.151		1:19.049		31.676		29:47.876		7	41.629		1:05.444		27.924		2:14.997	
4	41.391		1:05.710		27.799		2:14.900										
9 MACDOWALL									GBR Chevrolet Cruze 1.6T								
1	11:18.350		1:25.072		30.603		13:14.025		4	40.626		1:03.903		27.009		2:11.538	
2	40.892		1:04.458		46.643		2:31.993	Pit	5	49.460		1:14.771		43.443		2:47.674	Pit
3	28:22.612		1:21.232		29.278		30:13.122										
10 THOMPSON									GBR Lada Granta								
1	11:16.303		1:15.434		27.616		12:59.353		6	43.803		1:08.966		54.960		2:47.729	Pit
2	41.140		1:04.924		27.885		2:13.949		7	3:34.428		1:25.982		29.621		5:30.031	
3	1:00.253		1:39.557		52.978		3:32.788	Pit	8	40.679		1:04.731		27.231		2:12.641	
4	25:49.005		1:17.071		31.931		27:38.007										
5	40.931		1:05.097		27.298		2:13.326										



Circuit Length - 5.922 kilometres
Slovakia
Slovakia

Weather/Track: Bright 24C/Dry 29C

2013 FIA World Touring Car Championship

Qualifying 1 - Sector Analysis Report

Lap S1 Time S1 Spd S2 Time S2 Spd S3 Time S3 Spd Lap Time Pit Lap S1 Time S1 Spd S2 Time S2 Spd S3 Time S3 Spd Lap Time Pit

12 MULLER

FRA

Chevrolet Cruze 1.6T

1	11:16.953	1:24.394	30.140	13:11.487	4	40.595	1:03.428	26.949	2:10.972
2	40.896	1:03.901	49.001	2:33.798 Pit	5	44.685	1:13.969	42.631	2:41.285 Pit
3	28:29.736	1:18.149	31.514	30:19.399					

14 NASH

GBR

Chevrolet Cruze 1.6T

I

1	11:18.723	1:25.013	30.564	13:14.300	6	2:11.253	1:12.310	27.504	3:51.067
2	41.121	1:04.668	46.246	2:32.035 Pit	7	40.924	1:15.289	27.865	2:24.078
3	28:24.274	1:21.034	31.111	30:16.419	8	40.756	1:04.618	36.295	2:21.669 Pit
4	40.448	1:04.445	27.095	2:11.988					
5	41.159	1:05.715	32.957	2:19.831 Pit					

15 CORONEL

NLD

BMW 320 TC

1	11:26.810	1:17.911	30.310	13:15.031	5	41.269	1:05.299	42.918	2:29.486 Pit
2	41.092	1:04.479	50.503	2:36.074 Pit	6	3:49.923	1:20.473	31.620	5:42.016
3	28:39.144	1:19.033	31.538	30:29.715	7	40.939	1:03.957	27.504	2:12.400
4	41.207	1:03.795	27.298	2:12.300					

17 NYKJAER

DNK

Chevrolet Cruze 1.6T

I

1	12:33.866	1:13.299	27.930	14:15.095	5	40.864	1:25.594	1:04.533	3:10.991 Pit
2	41.020	1:35.679	42.372	2:59.071 Pit	6	3:15.512	1:25.768	30.021	5:11.301
3	27:15.217	1:18.329	31.086	29:04.632	7	40.569	1:04.077	27.092	2:11.738
4	40.944	1:04.014	27.021	2:11.979					

18 MONTEIRO

PRT

Honda Civic

1	11:19.564	1:24.725	31.989	13:16.278	4	40.372	1:03.562	26.973	2:10.907
2	40.689	1:04.350	55.114	2:40.153 Pit	5	45.096	1:12.780	43.734	2:41.610 Pit
3	28:20.760	1:17.845	32.510	30:11.115					

19 MONJE

ESP

SEAT Leon WTCC

I

1	11:27.543	1:18.004	32.244	13:17.791	5	41.501	1:07.591	57.707	2:46.799 Pit
2	41.337	1:07.860	1:02.010	2:51.207 Pit	6	3:18.670	1:26.618	29.798	5:15.086
3	28:44.716	1:15.142	28.935	30:28.793	7	40.791	1:04.659	27.471	2:12.921
4	41.030	1:05.057	27.659	2:13.746					

23 CHILTON

GBR

Chevrolet Cruze 1.6T

1	11:17.934	1:24.733	30.301	13:12.968	4	40.435	1:03.976	26.924	2:11.335
2	40.662	1:04.264	47.741	2:32.667 Pit	5	48.139	1:15.304	41.351	2:44.794 Pit
3	28:22.386	1:21.228	29.209	30:12.823					


25 BENNANI

MAR

BMW 320 TC

I

1	11:27.268	1:17.740	30.214	13:15.222	5	45.319	1:11.653	42.155	2:39.127 Pit
2	41.104	1:04.729	52.544	2:38.377 Pit	6	4:01.078	1:20.024	31.927	5:53.029
3	28:25.917	1:10.658	30.679	30:07.254	7	41.138	1:04.590	27.450	2:13.178
4	40.857	1:04.253	27.253	2:12.363					



Circuit Length - 5.922 kilometres
Slovakia Ring
Slovakia

Weather/Track: Bright 24C/Dry 29C

Printed at 17:05, Saturday, 27 April, 2013

© MST Systems Ltd, 2005 (www.mstworld.com)

Page 2

2013 FIA World Touring Car Championship

Qualifying 1 - Sector Analysis Report

Lap S1 Time S1 Spd S2 Time S2 Spd S3 Time S3 Spd Lap Time Pit Lap S1 Time S1 Spd S2 Time S2 Spd S3 Time S3 Spd Lap Time Pit

26 D'ASTE				ITA	BMW 320 TC				I
1	11:27.903	1:16.683	32.709	13:17.295	5	43.242	1:07.656	39.182	2:30.080 Pit
2	41.382	1:04.389	54.231	2:40.002 Pit	6	4:04.112	1:25.023	30.661	5:59.796
3	28:22.710	1:15.562	32.519	30:10.791	7	41.231	1:04.190	27.340	2:12.761
4	41.319	1:04.054	27.292	2:12.665					


37 MUNNICH				DEU	SEAT Leon WTCC				I
1	11:35.270	1:18.236	34.453	13:27.959	5	41.375	1:08.394	59.044	2:48.813 Pit
2	41.484	1:11.933	52.614	2:46.031 Pit	6	3:40.219	1:15.394	32.470	5:28.083
3	28:28.009	1:19.065	27.867	30:14.941	7	41.268	1:04.441	27.514	2:13.223
4	41.277	1:05.209	27.448	2:13.934					

38 BASSENG				DEU	SEAT Leon WTCC				I
1	11:00.192	1:13.515	31.622	12:45.329	6	42.640	1:05.668	32.673	2:20.981 Pit
2	40.907	1:04.655	27.447	2:13.009	7	2:42.485	1:05.182	27.363	4:15.030
3	49.132	1:49.063	52.803	3:30.998 Pit	8	41.667	1:06.627	27.420	2:15.714
4	25:40.779	1:20.958	30.926	27:32.663	9	41.063	1:05.752	27.770	2:14.585
5	40.750	1:04.416	27.437	2:12.603					

55 O'YOUNG				HKG	BMW 320 TC				I
1	11:27.005	1:18.323	31.579	13:16.907					

73 BARTH				CHE	BMW 320 TC				I
1	11:23.231	1:28.795	33.409	13:25.435	5	41.477	1:13.571	43.507	2:38.555 Pit
2	40.894	1:05.073	1:01.383	2:47.350 Pit	6	3:51.747	1:28.450	29.675	5:49.872
3	28:07.549	1:19.229	33.135	29:59.913	7	41.343	1:04.086	27.181	2:12.610
4	41.061	1:04.467	27.285	2:12.813					

74 ORIOLA				ESP	SEAT Leon WTCC				I
1	11:09.544	1:07.086	28.070	12:44.700	5	40.529	1:04.145	27.262	2:11.936
2	41.038	1:04.689	27.378	2:13.105	6	42.857	1:08.199	53.977	2:45.033 Pit
3	49.139	1:48.600	52.165	3:29.904 Pit					
4	26:25.407	1:15.220	28.955	28:09.582					




Circuit Length - 5.922 kilometres
Slovakiaring
Slovakia

Weather/Track: Bright 24C/Dry 29C

2013 FIA World Touring Car Championship Qualifying 1 - Best Sector Times Report

POS	NO	SECTOR 1		SECTOR 2		SECTOR 3		IDEAL/BEST LAP COMPARISON							
		TIME	LAP	NO	TIME	LAP	NO	TIME	LAP	NO	NAME	IDEAL	BEST	LAP	DIFF
1	3	40.238	4	3	1:03.226	4	3	26.844	4	3	TARQUINI	2:10.308	2:10.308	4	+ 0.000
2	18	40.372	4	12	1:03.428	4	5	26.932	4	18	MONTEIRO	2:10.907	2:10.907	4	+ 0.000
3	14	40.448	4	5	1:03.554	4	12	26.949	4	12	MULLER	2:10.972	2:10.972	4	+ 0.000
4	74	40.529	5	18	1:03.562	4	18	26.973	4	5	MICHELISZ	2:11.239	2:11.288	4	+ 0.049
5	17	40.569	7	15	1:03.795	4	1	26.997	5	9	MACDOWAL	2:11.538	2:11.538	4	+ 0.000
6	12	40.595	4	9	1:03.903	4	9	27.009	4	1	HUFF	2:11.599	2:11.599	5	+ 0.000
7	1	40.610	5	23	1:03.976	4	17	27.021	4	17	NYKJAER	2:11.604	2:11.738	7	+ 0.134
8	9	40.626	4	1	1:03.992	5	14	27.095	4	74	ORIOLO	2:11.936	2:11.936	5	+ 0.000
9	23	40.662	2	17	1:04.014	4	73	27.181	7	14	NASH	2:11.988	2:11.988	4	+ 0.000
10	10	40.679	8	26	1:04.054	4	10	27.231	8	15	CORONEL	2:12.032	2:12.300	4	+ 0.268
11	38	40.750	5	73	1:04.086	7	25	27.253	4	73	BARTH	2:12.161	2:12.610	7	+ 0.449
12	5	40.753	2	74	1:04.145	5	74	27.262	5	25	BENNANI	2:12.363	2:12.363	4	+ 0.000
13	19	40.791	7	25	1:04.253	4	26	27.292	4	38	BASSENG	2:12.529	2:12.603	5	+ 0.074
14	25	40.857	4	7	1:04.356	7	15	27.298	4	26	D'ASTE	2:12.577	2:12.665	4	+ 0.088
15	73	40.894	2	38	1:04.416	5	38	27.363	7	10	THOMPSON	2:12.641	2:12.641	8	+ 0.000
16	15	40.939	7	37	1:04.441	7	7	27.392	7	7	NG	2:12.891	2:12.891	7	+ 0.000
17	7	41.143	7	14	1:04.445	4	37	27.448	4	19	MONJE	2:12.921	2:12.921	7	+ 0.000
18	26	41.231	7	19	1:04.659	7	19	27.471	7	37	MUNNICH	2:13.157	2:13.223	7	+ 0.066
19	37	41.268	7	10	1:04.731	8	6	27.472	7	6	ENGSTLER	2:13.582	2:13.582	7	+ 0.000
20	6	41.324	7	6	1:04.786	7	8	27.596	1	8	KOZLOVSKI	2:14.431	2:14.900	4	+ 0.469
21	8	41.391	4	8	1:05.444	7	23	30.301	1	23	CHILTON	2:14.939	2:11.335	3	+ 3.604
22	55	11:27.00	1	55	1:18.323	1	55	31.579	1	55	O'YOUNG	13:16.907	13:16.907	1	+ 0.000

'Perfect Lap' - 2:10.308



Circuit Length - 5.922 kilometres
Slovakia Ring
Slovakia

Weather/Track: Bright 24C/Dry 29C

**2013 FIA World Touring Car Championship
QUALIFYING 2 - PROVISIONAL CLASSIFICATION**

POS	NO	CLS	DRIVER	NAT	CAR	TIME	LAPS	GAP	KPH
1	3		Gabriele TARQUINI	ITA	Honda Civic	2:10.773	3		163.02
2	18		Tiago MONTEIRO	PRT	Honda Civic	2:10.877	3	0.104	162.89
3	5		Norbert MICHELISZ	HUN	Honda Civic	2:10.889	3	0.116	162.88
4	12		Yvan MULLER	FRA	Chevrolet Cruze 1.6T	2:10.941	3	0.168	162.81
5	23		Tom CHILTON	GBR	Chevrolet Cruze 1.6T	2:11.162	3	0.389	162.54
6	9	I	Alex MACDOWALL	GBR	Chevrolet Cruze 1.6T	2:11.422	3	0.649	162.21
7	1		Rob HUFF	GBR	SEAT Leon WTCC	2:11.624	3	0.851	161.97
8	14	I	James NASH	GBR	Chevrolet Cruze 1.6T	2:11.714	3	0.941	161.86
9	74		Pepe ORIOLA	ESP	SEAT Leon WTCC	2:11.882	3	1.109	161.65
10	15		Tom CORONEL	NLD	BMW 320 TC	2:12.048	4	1.275	161.45
11	25	I	Mehdi BENNANI	MAR	BMW 320 TC	2:12.857	3	2.084	160.46
12	17	I	Michel NYKJAER	DNK	Chevrolet Cruze 1.6T	2:17.614	3	6.841	154.92

Subject to technical scrutineering. For Media Information Purposes - No Regulatory Value.

Weather/Track: Bright 23C/Dry 26C

Slovakiaring

Circuit Length = 5.9220 km.

Start: 16:24 End: 16:34

Race Director:	Steward:	Timekeeper:	Issued at:
----------------	----------	-------------	------------

**2013 FIA World Touring Car Championship
QUALIFYING 2 RESULT**

POS	NO	CLS	DRIVER	NAT	CAR	TIME	LAPS	GAP	KPH
1	3		Gabriele TARQUINI	ITA	Honda Civic	2:10.773	3		163.02
2	18		Tiago MONTEIRO	PRT	Honda Civic	2:10.877	3	0.104	162.89
3	5		Norbert MICHELISZ	HUN	Honda Civic	2:10.889	3	0.116	162.88
4	12		Yvan MULLER	FRA	Chevrolet Cruze 1.6T	2:10.941	3	0.168	162.81
5	23		Tom CHILTON	GBR	Chevrolet Cruze 1.6T	2:11.162	3	0.389	162.54
6	9	I	Alex MACDOWALL	GBR	Chevrolet Cruze 1.6T	2:11.422	3	0.649	162.21
7	1		Rob HUFF	GBR	SEAT Leon WTCC	2:11.624	3	0.851	161.97
8	14	I	James NASH	GBR	Chevrolet Cruze 1.6T	2:11.714	3	0.941	161.86
9	74		Pepe ORIOLA	ESP	SEAT Leon WTCC	2:11.882	3	1.109	161.65
10	15		Tom CORONEL	NLD	BMW 320 TC	2:12.048	4	1.275	161.45
11	25	I	Mehdi BENNANI	MAR	BMW 320 TC	2:12.857	3	2.084	160.46
12	17	I	Michel NYKJAER	DNK	Chevrolet Cruze 1.6T	2:17.614	3	6.841	154.92

Slovakiaring

Circuit Length = 5.9220 km.

Start: 16:24 End: 16:34


Weather/Track: Bright 23C/Dry 26C

Steward:	Steward:	Steward:	Issued at:
----------	----------	----------	------------

2013 FIA World Touring Car Championship

Qualifying 2 - Sector Analysis Report

Lap	S1 Time	S1 Spd	S2 Time	S2 Spd	S3 Time	S3 Spd	Lap Time	Pit
1 HUFF GBR SEAT Leon WTCC								
1	10:15.219		1:19.454		28.385		12:03.058	
2	40.394		1:04.059		27.171		2:11.624	
3	48.146		1:21.885		51.347		3:01.378	Pit
3 TARQUINI ITA Honda Civic								
1	10:09.024		1:18.287		28.708		11:56.019	
2	40.294		1:03.413		27.066		2:10.773	
3	46.533		1:20.807		44.374		2:51.714	Pit
5 MICHELISZ HUN Honda Civic								
1	10:15.236		1:21.422		28.033		12:04.691	
2	40.225		1:03.764		26.900		2:10.889	
3	47.739		1:16.161		53.204		2:57.104	Pit
9 MACDOWALL GBR Chevrolet Cruze 1.6T								
1	10:14.217		1:18.995		27.906		12:01.118	
2	40.391		1:04.002		27.029		2:11.422	
3	44.256		1:20.860		53.023		2:58.139	Pit
12 MULLER FRA Chevrolet Cruze 1.6T								
1	10:12.628		1:17.993		27.997		11:58.618	
2	40.196		1:03.664		27.081		2:10.941	
3	40.606		1:22.484		39.749		2:42.839	Pit
14 NASH GBR Chevrolet Cruze 1.6T								
1	10:14.594		1:19.212		28.111		12:01.917	
2	40.422		1:04.056		27.236		2:11.714	
3	42.291		1:12.761		42.449		2:37.501	Pit
15 CORONEL NLD BMW 320 TC								
1	10:23.644		1:13.609		28.029		12:05.282	
2	40.756		1:03.951		27.341		2:12.048	
3	41.165		1:16.056		33.202		2:30.423	
4	41.157		1:04.239		53.270		2:38.666	Pit
17 NYKJAER DNK Chevrolet Cruze 1.6T								
1	11:40.665		1:08.964		28.004		13:17.633	
2	40.439		1:04.436		32.739		2:17.614	
3	41.090		1:05.320		45.810		2:32.220	Pit
18 MONTEIRO PRT Honda Civic								
1	10:11.411		1:17.461		28.198		11:57.070	
2	40.187		1:03.403		27.287		2:10.877	
3	46.643		1:20.393		46.133		2:53.169	Pit
23 CHILTON GBR Chevrolet Cruze 1.6T								
1	10:13.739		1:18.760		27.949		12:00.448	
2	40.132		1:04.092		26.938		2:11.162	
3	44.964		1:20.348		51.725		2:57.037	Pit
25 BENNANI MAR BMW 320 TC								
1	10:54.944		1:51.912		32.454		13:19.310	
2	41.016		1:04.424		27.417		2:12.857	
3	44.851		1:08.031		45.162		2:38.044	Pit




Circuit Length - 5.922 kilometres
Slovakia Ring
Slovakia

Weather/Track: Bright 23C/Dry 26C

2013 FIA World Touring Car Championship Qualifying 2 - Sector Analysis Report

Lap S1 Time S1 Spd S2 Time S2 Spd S3 Time S3 Spd Lap Time Pit Lap S1 Time S1 Spd S2 Time S2 Spd S3 Time S3 Spd Lap Time Pit

74 ORIOLA				ESP	SEAT Leon WTCC				
1	10:13.187	1:18.145	27.975	11:59.307	3	44.990	1:20.295	46.925	2:52.210 <i>Pit</i>
2	40.314	1:04.214	27.354	2:11.882					




Weather/Track: Bright 23C/Dry 26C

Circuit Length - 5.922 kilometres
Slovakia Ring
Slovakia

2013 FIA World Touring Car Championship Qualifying 2 - Best Sector Times Report

POS	SECTOR 1			SECTOR 2			SECTOR 3			NO	NAME	IDEAL/BEST LAP COMPARISON			DIFF
	NO	TIME	LAP	NO	TIME	LAP	NO	TIME	LAP			IDEAL	BEST	LAP	
1	23	40.132	2	18	1:03.403	2	5	26.900	2	3	TARQUINI	2:10.773	2:10.773	2	+ 0.000
2	18	40.187	2	3	1:03.413	2	23	26.938	2	18	MONTEIRO	2:10.877	2:10.877	2	+ 0.000
3	12	40.196	2	12	1:03.664	2	9	27.029	2	5	MICHELISZ	2:10.889	2:10.889	2	+ 0.000
4	5	40.225	2	5	1:03.764	2	3	27.066	2	12	MULLER	2:10.941	2:10.941	2	+ 0.000
5	3	40.294	2	15	1:03.951	2	12	27.081	2	23	CHILTON	2:11.162	2:11.162	2	+ 0.000
6	74	40.314	2	9	1:04.002	2	1	27.171	2	9	MACDOWAL	2:11.422	2:11.422	2	+ 0.000
7	9	40.391	2	14	1:04.056	2	14	27.236	2	1	HUFF	2:11.624	2:11.624	2	+ 0.000
8	1	40.394	2	1	1:04.059	2	18	27.287	2	14	NASH	2:11.714	2:11.714	2	+ 0.000
9	14	40.422	2	23	1:04.092	2	15	27.341	2	74	ORIOLA	2:11.882	2:11.882	2	+ 0.000
10	17	40.439	2	74	1:04.214	2	74	27.354	2	15	CORONEL	2:12.048	2:12.048	2	+ 0.000
11	15	40.756	2	25	1:04.424	2	25	27.417	2	25	BENNANI	2:12.857	2:12.857	2	+ 0.000
12	25	41.016	2	17	1:04.436	2	17	28.004	1	17	NYKJAER	2:12.879	2:17.614	2	+ 4.735

'Perfect Lap' - 2:10.435



Circuit Length - 5.922 kilometres
Slovakia Ring
Slovakia

Weather/Track: Bright 23C/Dry 26C

**2013 FIA World Touring Car Championship
COMBINED QUALIFYING RESULT**

POS	NO	CLS	DRIVER	NAT	CAR	Q1	Q2
1	3		Gabriele TARQUINI	ITA	Honda Civic	2:10.308	2:10.773
2	18		Tiago MONTEIRO	PRT	Honda Civic	2:10.907	2:10.877
3	5		Norbert MICHELISZ	HUN	Honda Civic	2:11.288	2:10.889
4	12		Yvan MULLER	FRA	Chevrolet Cruze 1.6T	2:10.972	2:10.941
5	23		Tom CHILTON	GBR	Chevrolet Cruze 1.6T	2:11.335	2:11.162
6	9	I	Alex MACDOWALL	GBR	Chevrolet Cruze 1.6T	2:11.538	2:11.422
7	1		Rob HUFF	GBR	SEAT Leon WTCC	2:11.599	2:11.624
8	14	I	James NASH	GBR	Chevrolet Cruze 1.6T	2:11.988	2:11.714
9	74		Pepe ORIOLA	ESP	SEAT Leon WTCC	2:11.936	2:11.882
10	15		Tom CORONEL	NLD	BMW 320 TC	2:12.300	2:12.048
11	25	I	Mehdi BENNANI	MAR	BMW 320 TC	2:12.363	2:12.857
12	17	I	Michel NYKJAER	DNK	Chevrolet Cruze 1.6T	2:11.738	2:17.614
13	38		Marc BASSENG	DEU	SEAT Leon WTCC	2:12.603	
14	73	I	Fredy BARTH	CHE	BMW 320 TC	2:12.610	
15	10		James THOMPSON	GBR	Lada Granta	2:12.641	
16	26	I	Stefano D'ASTE	ITA	BMW 320 TC	2:12.665	
17	7	I	Charles NG	HKG	BMW 320 TC	2:12.891	
18	19	I	Fernando MONJE	ESP	SEAT Leon WTCC	2:12.921	
19	37	I	Rene MUNNICH	DEU	SEAT Leon WTCC	2:13.223	
20	6	I	Franz ENGSTLER	DEU	BMW 320 TC	2:13.582	
21	8		Mikhail KOZLOVSKIY	RUS	Lada Granta	2:14.900	

QUALIFICATION MAXIMA 2:19.429

55	I	Darryl O'YOUNG	HKG	BMW 320 TC	13:16.907
22	I	Tom BOARDMAN	GBR	SEAT Leon WTCC	

Slovakiaring
Circuit Length = 5.9220 km.
Start: 16:24 End: 16:34

Weather/Track: Bright 23C/Dry 26C

Steward:	Steward:	Steward:	Issued at:
----------	----------	----------	------------

**2013 FIA World Touring Car Championship
WARM UP**

POS	NO	CLS	DRIVER	NAT	CAR	TIME	LAPS	GAP	KPH
1	5		Norbert MICHELISZ	HUN	Honda Civic	2:11.935	8		161.58
2	74		Pepe ORIOLA	ESP	SEAT Leon WTCC	2:12.536	6	0.601	160.85
3	1		Rob HUFF	GBR	SEAT Leon WTCC	2:12.567	8	0.632	160.81
4	10		James THOMPSON	GBR	Lada Granta	2:12.603	6	0.668	160.77
5	18		Tiago MONTEIRO	PRT	Honda Civic	2:12.872	8	0.937	160.44
6	3		Gabriele TARQUINI	ITA	Honda Civic	2:12.983	8	1.048	160.31
7	15		Tom CORONEL	NLD	BMW 320 TC	2:13.007	7	1.072	160.28
8	12		Yvan MULLER	FRA	Chevrolet Cruze 1.6T	2:13.075	8	1.140	160.20
9	17	I	Michel NYKJAER	DNK	Chevrolet Cruze 1.6T	2:13.295	7	1.360	159.94
10	25	I	Mehdi BENNANI	MAR	BMW 320 TC	2:13.333	6	1.398	159.89
11	73	I	Fredy BARTH	CHE	BMW 320 TC	2:13.507	7	1.572	159.68
12	9	I	Alex MACDOWALL	GBR	Chevrolet Cruze 1.6T	2:13.513	7	1.578	159.67
13	23		Tom CHILTON	GBR	Chevrolet Cruze 1.6T	2:13.589	2	1.654	159.58
14	26	I	Stefano D'ASTE	ITA	BMW 320 TC	2:13.591	8	1.656	159.58
15	19	I	Fernando MONJE	ESP	SEAT Leon WTCC	2:13.793	6	1.858	159.34
16	38		Marc BASSENG	DEU	SEAT Leon WTCC	2:13.865	8	1.930	159.25
17	14	I	James NASH	GBR	Chevrolet Cruze 1.6T	2:14.067	7	2.132	159.01
18	8		Mikhail KOZLOVSKIY	RUS	Lada Granta	2:14.275	7	2.340	158.77
19	7	I	Charles NG	HKG	BMW 320 TC	2:14.533	6	2.598	158.46
20	37	I	Rene MUNNICH	DEU	SEAT Leon WTCC	2:14.634	6	2.699	158.34
21	6	I	Franz ENGSTLER	DEU	BMW 320 TC	2:14.798	7	2.863	158.15
22	55	I	Darryl O'YOUNG	HKG	BMW 320 TC	2:14.904	6	2.969	158.03
23	22	I	Tom BOARDMAN	GBR	SEAT Leon WTCC	4:26.580	5	2:14.645	79.97

Slovakiaring

For Media Information Purposes - No Regulatory Value.

Circuit Length = 5.9220 km.

Weather/Track: Sun 19C/Dry 18C


Start: 08:45 End: 09:00

Race Director:	Steward:	Timekeeper:	Issued at:
----------------	----------	-------------	------------

2013 FIA World Touring Car Championship

Warm-Up - Sector Analysis Report

Lap	S1 Time	S1 Spd	S2 Time	S2 Spd	S3 Time	S3 Spd	Lap Time	Pit	Lap	S1 Time	S1 Spd	S2 Time	S2 Spd	S3 Time	S3 Spd	Lap Time	Pit
1 HUFF									GBR SEAT Leon WTCC								
1	10:56.637		1:05.258		37.874		12:39.769	Pit	6	40.962		1:04.741		27.411		2:13.114	
2	1:19.032		1:16.009		33.067		3:08.108		7	40.763		1:04.759		27.363		2:12.885	
3	43.877		1:07.124		28.388		2:19.389		8	41.308		1:04.998		50.591		2:36.897	Pit
4	44.980		1:04.530		27.321		2:16.831										
5	40.822		1:04.404		27.341		2:12.567										
3 TARQUINI									ITA Honda Civic								
1	11:08.237		1:08.424		34.244		12:50.905		6	41.118		1:04.631		27.234		2:12.983	
2	51.251		1:06.681		27.231		2:25.163		7	41.084		1:04.698		27.287		2:13.069	
3	41.881		1:05.174		27.221		2:14.276		8	41.344		1:06.346		34.081		2:21.771	Pit
4	42.542		1:04.819		27.204		2:14.565										
5	41.653		1:04.123		27.368		2:13.144										
5 MICHELISZ									HUN Honda Civic								
1	11:17.865		1:13.159		29.095		13:00.119		6	40.918		1:05.789		27.350		2:14.057	
2	41.084		1:03.656		27.195		2:11.935		7	41.076		1:04.546		27.288		2:12.910	
3	41.210		1:10.795		27.096		2:19.101		8	42.405		1:05.896		37.386		2:25.687	Pit
4	42.490		1:04.896		27.186		2:14.572										
5	42.369		1:04.469		27.243		2:14.081										
6 ENGSTLER									DEU BMW 320 TC								
1	11:34.126		1:08.185		32.017		13:14.328		5	2:13.290		1:05.508		27.937		3:46.735	
2	42.016		1:05.483		27.834		2:15.333		6	41.819		1:05.350		27.694		2:14.863	
3	41.753		1:05.202		27.843		2:14.798		7	42.035		1:20.511		55.701		2:58.247	Pit
4	42.260		1:07.468		41.088		2:30.816	Pit									
7 NG									HKG BMW 320 TC								
1	11:32.422		1:09.104		30.030		13:11.556		5	2:02.136		1:05.972		28.111		3:36.219	
2	41.441		1:05.422		27.670		2:14.533		6	49.544		1:10.666		37.366		2:37.576	Pit
3	42.549		1:05.745		38.688		2:26.982	Pit									
4	2:04.293		1:05.834		36.254		3:46.381	Pit									
8 KOZLOVSKIY									RUS Lada Granta								
1	11:11.869		1:10.463		29.301		12:51.633		5	41.628		1:05.992		27.527		2:15.147	
2	41.458		1:05.455		27.362		2:14.275		6	41.662		1:06.027		27.564		2:15.253	
3	42.009		1:10.598		38.185		2:30.792	Pit	7	45.056		1:10.916		45.106		2:41.078	Pit
4	1:19.928		1:07.520		29.602		2:57.050										
9 MACDOWALL									GBR Chevrolet Cruze 1.6T								
1	11:07.658		1:12.313		38.685		12:58.656	Pit	5	41.521		1:04.654		27.338		2:13.513	
2	1:23.810		1:09.300		35.436		3:08.546	Pit	6	41.534		1:04.713		27.548		2:13.795	
3	1:21.921		1:05.259		27.442		2:54.622		7	44.471		1:18.481		46.588		2:49.540	Pit
4	41.780		1:07.033		27.373		2:16.186										



Circuit Length - 5.922 kilometres
Slovakia Ring
Slovakia

Weather/Track: Sun 19C/Dry 18C

2013 FIA World Touring Car Championship

Warm-Up - Sector Analysis Report

Lap S1 Time S1 Spd S2 Time S2 Spd S3 Time S3 Spd Lap Time Pit Lap S1 Time S1 Spd S2 Time S2 Spd S3 Time S3 Spd Lap Time Pit

10 THOMPSON GBR Lada Granta

1	11:11.251	1:09.818	34.175	12:55.244	5	43.013	1:05.670	27.931	2:16.614
2	41.056	1:04.272	27.275	2:12.603	6	42.265	1:07.731	45.742	2:35.738 Pit
3	41.098	1:07.237	27.754	2:16.089					
4	44.223	1:05.296	27.781	2:17.300					

12 MULLER FRA Chevrolet Cruze 1.6T

1	11:08.733	1:08.611	34.999	12:52.343	6	41.232	1:04.361	27.482	2:13.075
2	48.052	1:05.481	27.305	2:20.838	7	41.111	1:04.707	27.574	2:13.392
3	41.851	1:06.848	27.319	2:16.018	8		1:58.363		2:41.556 Pit
4	43.180	1:05.820	27.350	2:16.350					
5	42.045	1:04.127	27.379	2:13.551					

14 NASH GBR Chevrolet Cruze 1.6T I

1	11:09.235	1:08.694	39.499	12:57.428 Pit	5	41.568	1:04.914	27.585	2:14.067
2		2:18.730		3:01.313	6	41.542	1:05.171	27.860	2:14.573
3	50.312	1:11.782	35.713	2:37.807 Pit	7	52.959	1:12.551	44.500	2:50.010 Pit
4	1:10.162	1:05.088	27.570	2:42.820					

15 CORONEL NLD BMW 320 TC

1	11:25.222	1:11.717	27.867	13:04.806	5	41.107	1:04.397	27.525	2:13.029
2	41.514	1:03.934	27.559	2:13.007	6	41.467	1:04.603	27.669	2:13.739
3	42.661	1:08.456	42.669	2:33.786 Pit	7	41.546	1:05.366	47.895	2:34.807 Pit
4	3:09.032	1:06.173	27.554	4:42.759					

17 NYKJAER DNK Chevrolet Cruze 1.6T I

1	11:23.706	1:16.337	30.720	13:10.763	5	41.550	1:04.534	27.527	2:13.611
2	41.675	1:04.186	27.434	2:13.295	6	41.670	1:05.080	27.643	2:14.393
3	42.580	1:04.946	27.535	2:15.061	7	42.358	1:09.949	38.741	2:31.048 Pit
4	43.839	1:05.797	27.546	2:17.182					

18 MONTEIRO PRT Honda Civic


1	11:12.776	1:08.621	34.977	12:56.374	6	40.811	1:04.720	27.341	2:12.872
2	48.770	1:07.180	27.469	2:23.419	7	41.030	1:04.539	28.683	2:14.252
3	41.544	1:05.738	27.240	2:14.522	8	43.914	1:13.731	43.504	2:41.149 Pit
4	41.748	1:04.488	27.418	2:13.654					
5	41.315	1:04.920	27.561	2:13.796					

19 MONJE ESP SEAT Leon WTCC I

1	11:24.384	1:16.111	30.738	13:11.233	5	41.208	1:04.940	27.645	2:13.793
2	41.558	1:05.219	27.685	2:14.462	6	42.754	1:08.524	47.079	2:38.357 Pit
3	50.218	1:09.813	34.525	2:34.556 Pit					
4	3:17.115	1:04.893	28.575	4:50.583					

22 BOARDMAN GBR SEAT Leon WTCC I

1	11:41.621	1:09.177	40.545	13:31.343 Pit	4	2:52.820	1:05.650	28.110	4:26.580
2	4:50.916	1:08.181	28.122	6:27.219	5	42.090	1:12.706	40.149	2:34.945 Pit
3	42.592	1:06.332	36.621	2:25.545 Pit					



Circuit Length - 5.922 kilometres
Slovakiaring
Slovakia

Weather/Track: Sun 19C/Dry 18C

2013 FIA World Touring Car Championship

Warm-Up - Sector Analysis Report

Lap S1 Time S1 Spd S2 Time S2 Spd S3 Time S3 Spd Lap Time Pit Lap S1 Time S1 Spd S2 Time S2 Spd S3 Time S3 Spd Lap Time Pit

23 CHILTON GBR Chevrolet Cruze 1.6T

1	11:06.387	1:10.606	28.772	12:45.765				
2		1:46.189		2:13.589				

25 BENNANI MAR BMW 320 TC I

1	11:33.961	1:07.203	32.274	13:13.438	5	41.332	1:05.187	27.605	2:14.124
2	41.521	1:04.803	27.494	2:13.818	6	41.488	1:05.094	39.334	2:25.916 Pit
3	41.273	1:04.661	27.399	2:13.333					
4	43.560	1:05.693	27.593	2:16.846					

26 D'ASTE ITA BMW 320 TC I

1	11:33.480	1:07.397	31.811	13:12.688	6	41.541	1:04.803	27.485	2:13.829
2	41.475	1:04.644	27.472	2:13.591	7	42.383	1:05.475	28.191	2:16.049
3	41.495	1:04.776	27.453	2:13.724	8	45.186	1:08.141	47.756	2:41.083 Pit
4	43.677	1:05.861	27.570	2:17.108					
5	41.447	1:04.668	27.491	2:13.606					

37 MUNNICH DEU SEAT Leon WTCC I

1	11:54.047	1:06.894	29.590	13:30.531	5	42.360	1:05.571	27.727	2:15.658
2	41.483	1:05.548	27.603	2:14.634	6	48.131	1:31.243	48.543	3:07.917 Pit
3	42.348	1:06.869	27.713	2:16.930					
4	41.848	1:05.250	27.610	2:14.708					

38 BASSENG DEU SEAT Leon WTCC I

1	10:58.307	1:06.002	27.583	12:31.892	6	41.510	1:05.356	27.629	2:14.495
2	44.585	1:05.060	27.443	2:17.088	7	41.205	1:05.766	27.576	2:14.547
3	41.369	1:04.952	27.544	2:13.865	8	41.706	1:06.100	33.266	2:21.072 Pit
4	41.706	1:05.063	27.440	2:14.209					
5	41.505	1:05.394	27.746	2:14.645					

55 O'YOUNG HKG BMW 320 TC I


1	11:35.427	1:16.766	41.277	13:33.470 Pit	5	41.960	1:05.270	27.674	2:14.904
2	2:53.041	1:15.743	29.474	4:38.258	6	42.019	1:13.054	45.147	2:40.220 Pit
3	45.221	1:05.724	27.680	2:18.625					
4	41.731	1:05.538	27.706	2:14.975					

73 BARTH CHE BMW 320 TC I

1	11:25.591	1:18.737	45.099	13:29.427 Pit	5	41.281	1:04.784	27.442	2:13.507
2	1:15.032	1:11.909	29.405	2:56.346	6	41.500	1:04.852	27.637	2:13.989
3	41.598	1:04.513	27.443	2:13.554	7	41.417	1:16.211	45.229	2:42.857 Pit
4	43.733	1:04.485	27.422	2:15.640					

74 ORIOLA ESP SEAT Leon WTCC I

1	11:13.369	1:08.602	29.308	12:51.279	5	41.136	1:04.181	27.308	2:12.625
2	40.969	1:04.364	27.203	2:12.536	6	41.402	1:10.185	39.112	2:30.699 Pit
3	44.144	1:14.427	38.657	2:37.228 Pit					
4	4:27.764	1:06.387	27.482	6:01.633					




Circuit Length - 5.922 kilometres
Slovakiaring
Slovakia

Weather/Track: Sun 19C/Dry 18C

2013 FIA World Touring Car Championship Warm-Up - Best Sector Times Report

POS	SECTOR 1			SECTOR 2			SECTOR 3			NO	NAME	IDEAL/BEST LAP COMPARISON			DIFF
	NO	TIME	LAP	NO	TIME	LAP	NO	TIME	LAP			IDEAL	BEST	LAP	
1	1	40.763	7	5	1:03.656	2	5	27.096	3	5	MICHELISZ	2:11.670	2:11.935	2	+ 0.265
2	18	40.811	6	15	1:03.934	2	74	27.203	2	74	ORIOLO	2:12.353	2:12.536	2	+ 0.183
3	5	40.918	6	3	1:04.123	5	3	27.204	4	3	TARQUINI	2:12.411	2:12.983	6	+ 0.572
4	74	40.969	2	12	1:04.127	5	18	27.240	3	1	HUFF	2:12.488	2:12.567	5	+ 0.079
5	10	41.056	2	74	1:04.181	5	10	27.275	2	18	MONTEIRO	2:12.539	2:12.872	6	+ 0.333
6	3	41.084	7	17	1:04.186	2	12	27.305	2	12	MULLER	2:12.543	2:13.075	6	+ 0.532
7	15	41.107	5	10	1:04.272	2	1	27.321	4	15	CORONEL	2:12.566	2:13.007	2	+ 0.441
8	12	41.111	7	1	1:04.404	5	9	27.338	5	10	THOMPSON	2:12.603	2:12.603	2	+ 0.000
9	38	41.205	7	73	1:04.485	4	8	27.362	2	17	NYKJAER	2:13.170	2:13.295	2	+ 0.125
10	19	41.208	5	18	1:04.488	4	25	27.399	3	73	BARTH	2:13.188	2:13.507	5	+ 0.319
11	25	41.273	3	26	1:04.644	2	73	27.422	4	25	BENNANI	2:13.333	2:13.333	3	+ 0.000
12	73	41.281	5	9	1:04.654	5	17	27.434	2	9	MACDOWAL	2:13.513	2:13.513	5	+ 0.000
13	7	41.441	2	25	1:04.661	3	38	27.440	4	26	D'ASTE	2:13.544	2:13.591	2	+ 0.047
14	26	41.447	5	19	1:04.893	4	26	27.453	3	38	BASSENG	2:13.597	2:13.865	3	+ 0.268
15	8	41.458	2	14	1:04.914	5	15	27.525	5	19	MONJE	2:13.746	2:13.793	5	+ 0.047
16	37	41.483	2	38	1:04.952	3	14	27.570	4	14	NASH	2:14.026	2:14.067	5	+ 0.041
17	9	41.521	5	6	1:05.202	3	37	27.603	2	8	KOZLOVSKI	2:14.275	2:14.275	2	+ 0.000
18	14	41.542	6	37	1:05.250	4	19	27.645	5	37	MUNNICH	2:14.336	2:14.634	2	+ 0.298
19	17	41.550	5	55	1:05.270	5	7	27.670	2	7	NG	2:14.533	2:14.533	2	+ 0.000
20	55	41.731	4	7	1:05.422	2	55	27.674	5	6	ENGSTLER	2:14.649	2:14.798	3	+ 0.149
21	6	41.753	3	8	1:05.455	2	6	27.694	6	55	O'YOUNG	2:14.675	2:14.904	5	+ 0.229
22	22	42.090	5	22	1:05.650	4	22	28.110	4	22	BOARDMAN	2:15.850	2:25.545	3	+ 9.695
23	23	11:06.38	1	23	1:10.606	1	23	28.772	1	23	CHILTON	12:45.765	2:13.589	2	+ 632.1


'Perfect Lap' - 2:11.515



Circuit Length - 5.922 kilometres
Slovakia Ring
Slovakia

Weather/Track: Sun 19C/Dry 18C

2013 FIA World Touring Car Championship GRID FOR RACE 1

ROW 12	22	BOARDMAN	
ROW 11	19	MONJE	55 O'YOUNG
ROW 10	6	ENGSTLER	8 KOZLOVSKIY
ROW 9	1	HUFF	37 MUNNICH
ROW 8	26	D'ASTE	7 NG
ROW 7	73	BARTH	10 THOMPSON
ROW 6	17	NYKJAER	38 BASSENG
ROW 5	15	CORONEL	25 BENNANI
ROW 4	14	NASH	74 ORIOLA
ROW 3	23	CHILTON	9 MACDOWALL
ROW 2	5	MICHELISZ	12 MULLER
ROW 1	3	TARQUINI	18 MONTEIRO
POLE			
			

Car 1 ,10 place penalty, Decision 3. Cars 22, 55, back of grid Decision 6 (Morocco) & 5 refer. Slovakiaring
 Car 19 - 5 place penalty, Decision 11 (Morocco) refers. Circuit Length = 5.9220 km.

Race Director:	Steward:	Timekeeper:
----------------	----------	-------------

2013 FIA World Touring Car Championship
RACE 1 - PROVISIONAL CLASSIFICATION

POS	NO	CLS	DRIVER / TEAM	NAT	CAR	TIME	LAPS	GAP	KPH	BEST
1	3		Gabriele TARQUINI	ITA	Honda Civic	22:18.761	10		158.92	2:12.918
2	18		Tiago MONTEIRO	PRT	Honda Civic	22:19.963	10	1.202	158.78	2:13.076
3	5		Norbert MICHELISZ	HUN	Honda Civic	22:20.377	10	1.616	158.73	2:13.048
4	12		Yvan MULLER	FRA	Chevrolet Cruze 1.6T	22:23.852	10	5.091	158.32	2:12.992
5	15		Tom CORONEL	NLD	BMW 320 TC	22:24.736	10	5.975	158.22	2:13.764
6	14	I	James NASH	GBR	Chevrolet Cruze 1.6T	22:26.509	10	7.748	158.01	2:13.803
7	17	I	Michel NYKJAER	DNK	Chevrolet Cruze 1.6T	22:28.521	10	9.760	157.77	2:13.701
8	9	I	Alex MACDOWALL	GBR	Chevrolet Cruze 1.6T	22:28.839	10	10.078	157.73	2:13.845
9	74		Pepe ORIOLA	ESP	SEAT Leon WTCC	22:32.816	10	14.055	157.27	2:14.064
10	25	I	Mehdi BENNANI	MAR	BMW 320 TC	22:38.135	10	19.374	156.65	2:14.362
11	73	I	Fredy BARTH	CHE	BMW 320 TC	22:40.235	10	21.474	156.41	2:14.289
12	26	I	Stefano D'ASTE	ITA	BMW 320 TC	22:40.240	10	21.479	156.41	2:14.398
13	10		James THOMPSON	GBR	Lada Granta	22:40.598	10	21.837	156.37	2:14.893
14	55	I	Darryl O'YOUNG	HKG	BMW 320 TC	22:43.652	10	24.891	156.02	2:14.953
15	19	I	Fernando MONJE	ESP	SEAT Leon WTCC	22:44.698	10	25.937	155.90	2:15.320
16	38		Marc BASSENG	DEU	SEAT Leon WTCC	22:45.958	10	27.197	155.76	2:15.094
17	1		Rob HUFF	GBR	SEAT Leon WTCC	22:46.268	10	27.507	155.72	2:14.766
18	7	I	Charles NG	HKG	BMW 320 TC	22:55.261	10	36.500	154.70	2:15.724
19	6	I	Franz ENGSTLER	DEU	BMW 320 TC	23:00.039	10	41.278	154.17	2:15.807
20	8		Mikhail KOZLOVSKIY	RUS	Lada Granta	24:08.034	9	1 LAP	132.21	2:16.326
21	37	I	Rene MUNNICH	DEU	SEAT Leon WTCC	23:18.465	8	2 LAPS	121.65	2:16.166

NOT CLASSIFIED

22	I	Tom BOARDMAN	GBR	SEAT Leon WTCC	14:07.865	6	D.N.F.	150.36	2:15.794
23		Tom CHILTON	GBR	Chevrolet Cruze 1.6T	2:16.288	1	D.N.F.	153.28	2:16.288

FASTEST LAP

3		Gabriele TARQUINI		Honda Civic	2:12.918	2	99.66mph	160.39kph
17	I	Michel NYKJAER		Chevrolet Cruze 1.6T	2:13.701	2	99.08mph	159.45kph

Slovakiaring

Subject to Technical Scrutineering. For Media Information Purposes - No Regulatory Value.

Circuit Length = 5.9220 km.

Weather/Track: Sun 23C/Dry 42C

Start: 14:49 End: 15:11

Race Director:	Steward:	Timekeeper:	Issued at:
----------------	----------	-------------	------------

2013 FIA World Touring Car Championship
RACE 1 RESULT

POS	NO	CLS	DRIVER / TEAM	NAT	CAR	TIME	LAPS	GAP	KPH	BEST
1	3		Gabriele TARQUINI	ITA	Honda Civic	22:18.761	10		158.92	2:12.918
2	18		Tiago MONTEIRO	PRT	Honda Civic	22:19.963	10	1.202	158.78	2:13.076
3	5		Norbert MICHELISZ	HUN	Honda Civic	22:20.377	10	1.616	158.73	2:13.048
4	12		Yvan MULLER	FRA	Chevrolet Cruze 1.6T	22:23.852	10	5.091	158.32	2:12.992
5	15		Tom CORONEL	NLD	BMW 320 TC	22:24.736	10	5.975	158.22	2:13.764
6	14	I	James NASH	GBR	Chevrolet Cruze 1.6T	22:26.509	10	7.748	158.01	2:13.803
7	17	I	Michel NYKJAER	DNK	Chevrolet Cruze 1.6T	22:28.521	10	9.760	157.77	2:13.701
8	9	I	Alex MACDOWALL	GBR	Chevrolet Cruze 1.6T	22:28.839	10	10.078	157.73	2:13.845
9	74		Pepe ORIOLA	ESP	SEAT Leon WTCC	22:32.816	10	14.055	157.27	2:14.064
10	25	I	Mehdi BENNANI	MAR	BMW 320 TC	22:38.135	10	19.374	156.65	2:14.362
11	73	I	Fredy BARTH	CHE	BMW 320 TC	22:40.235	10	21.474	156.41	2:14.289
12	26	I	Stefano D'ASTE	ITA	BMW 320 TC	22:40.240	10	21.479	156.41	2:14.398
13	10		James THOMPSON	GBR	Lada Granta	22:40.598	10	21.837	156.37	2:14.893
14	55	I	Darryl O'YOUNG	HKG	BMW 320 TC	22:43.652	10	24.891	156.02	2:14.953
15	19	I	Fernando MONJE	ESP	SEAT Leon WTCC	22:44.698	10	25.937	155.90	2:15.320
16	38		Marc BASSENG	DEU	SEAT Leon WTCC	22:45.958	10	27.197	155.76	2:15.094
17	1		Rob HUFF	GBR	SEAT Leon WTCC	22:46.268	10	27.507	155.72	2:14.766
18	7	I	Charles NG	HKG	BMW 320 TC	22:55.261	10	36.500	154.70	2:15.724
19	6	I	Franz ENGSTLER	DEU	BMW 320 TC	23:00.039	10	41.278	154.17	2:15.807
20	8		Mikhail KOZLOVSKIY	RUS	Lada Granta	24:08.034	9	1 LAP	132.21	2:16.326
21	37	I	Rene MUNNICH	DEU	SEAT Leon WTCC	23:18.465	8	2 LAPS	121.65	2:16.166

NOT CLASSIFIED

22	I	Tom BOARDMAN	GBR	SEAT Leon WTCC	14:07.865	6	D.N.F.	150.36	2:15.794
23		Tom CHILTON	GBR	Chevrolet Cruze 1.6T	2:16.288	1	D.N.F.	153.28	2:16.288

FASTEST LAP

3		Gabriele TARQUINI		Honda Civic	2:12.918	2	99.66mph	160.39kph
17	I	Michel NYKJAER		Chevrolet Cruze 1.6T	2:13.701	2	99.08mph	159.45kph

Slovakiaring

Circuit Length = 5.9220 km.

Start: 14:49 End: 15:11

Weather/Track: Sun 23C/Dry 42C

Steward:	Steward:	Steward:	Issued at:
----------	----------	----------	------------

2013 FIA World Touring Car Championship

Race 1 - Sector Analysis Report

Lap S1 Time S1 Spd S2 Time S2 Spd S3 Time S3 Spd Lap Time Pit Lap S1 Time S1 Spd S2 Time S2 Spd S3 Time S3 Spd Lap Time Pit

1 HUFF				GBR		SEAT Leon WTCC			
1	45.183	1:07.728	27.448	2:20.359	7	41.330	1:06.313	27.608	2:15.251
2	41.042	1:06.319	27.534	2:14.895	8	41.595	1:06.430	27.642	2:15.667
3	41.575	1:05.648	27.543	2:14.766	9	41.156	1:06.503	27.780	2:15.439
4		1:56.600		2:24.340	10	41.462	1:06.516	27.708	2:15.686
5	41.446	1:05.938	27.543	2:14.927					
6	41.246	1:06.204	27.488	2:14.938					


3 TARQUINI				ITA		Honda Civic			
1	42.141	1:03.918	27.125	2:13.184	7	41.373	1:05.262	27.385	2:14.020
2		1:45.662		2:12.918	8	41.506	1:05.677	27.479	2:14.662
3	41.217	1:04.740	27.430	2:13.387	9	41.478	1:05.597	27.605	2:14.680
4	41.315	1:04.991	27.369	2:13.675	10	41.610	1:05.785	27.639	2:15.034
5	41.148	1:05.073	27.292	2:13.513					
6	41.045	1:05.268	27.375	2:13.688					

5 MICHELISZ				HUN		Honda Civic			
1	42.984	1:04.031	26.993	2:14.008	7	41.183	1:05.613	27.493	2:14.289
2		1:45.715		2:13.048	8	41.417	1:05.666	27.374	2:14.457
3	41.073	1:05.213	27.441	2:13.727	9	41.416	1:05.716	27.382	2:14.514
4	41.162	1:05.282	27.297	2:13.741	10	41.447	1:05.630	27.494	2:14.571
5	41.122	1:05.453	27.262	2:13.837					
6	41.437	1:05.487	27.261	2:14.185					

6 ENGSTLER				DEU		BMW 320 TC			
1	45.757	1:15.632	27.942	2:29.331	7	42.161	1:06.310	27.793	2:16.264
2	42.070	1:06.097	27.903	2:16.070	8	41.963	1:06.310	27.802	2:16.075
3	41.873	1:06.297	27.902	2:16.072	9	42.009	1:06.168	27.895	2:16.072
4	41.945	1:06.096	27.766	2:15.807	10	42.925	1:08.431	30.470	2:21.826
5	41.948	1:06.428	27.755	2:16.131					
6	41.827	1:06.685	27.879	2:16.391					

7 NG				HKG		BMW 320 TC			
1	46.244	1:09.778	27.897	2:23.919	7	42.321	1:06.321	28.050	2:16.692
2	44.064	1:06.489	27.861	2:18.414	8	42.359	1:06.240	28.079	2:16.678
3	41.922	1:05.810	27.992	2:15.724	9		1:48.775		2:16.951
4		1:49.046		2:16.882	10	42.782	1:06.630	28.017	2:17.429
5	41.716	1:06.245	27.904	2:15.865					
6	42.110	1:06.640	27.957	2:16.707					

8 KOZLOVSKIY				RUS		Lada Granta			
1	46.443	1:09.123	27.830	2:23.396	6	42.497	1:06.726	27.665	2:16.888
2	41.388	1:06.938	28.086	2:16.412	7	42.257	1:09.587	28.067	2:19.911
3	41.821	1:06.676	27.829	2:16.326	8	42.390	1:07.531	27.930	2:17.851
4		2:09.705		2:44.782 Pit	9	42.421	1:07.584	28.159	2:18.164
5	3:39.245	1:07.284	27.775	5:14.304					



Circuit Length - 5.922 kilometres
Slovakiaring
Slovakia

Weather/Track: Sun 23C/Dry 42C

Printed at 15:17, Sunday, 28 April, 2013

© MST Systems Ltd, 2005 (www.mstworld.com)

Page 1

2013 FIA World Touring Car Championship

Race 1 - Sector Analysis Report

Lap S1 Time S1 Spd S2 Time S2 Spd S3 Time S3 Spd Lap Time Pit Lap S1 Time S1 Spd S2 Time S2 Spd S3 Time S3 Spd Lap Time Pit

9 MACDOWALL				GBR	Chevrolet Cruze 1.6T				I
1	44.349	1:05.676	27.130	2:17.155	7	41.010	1:06.481	27.508	2:14.999
2	40.840	1:05.741	27.378	2:13.959	8	41.213	1:06.711	27.614	2:15.538
3	40.820	1:05.581	27.444	2:13.845	9	41.010	1:06.494	27.616	2:15.120
4	41.069	1:06.037	27.400	2:14.506	10	41.172	1:06.366	27.471	2:15.009
5	41.046	1:05.754	27.342	2:14.142					
6	40.973	1:06.057	27.536	2:14.566					


10 THOMPSON				GBR	Lada Granta				I
1	45.286	1:07.180	27.474	2:19.940	7	41.455	1:06.388	27.604	2:15.447
2	41.048	1:06.180	27.793	2:15.021	8	41.370	1:06.558	27.748	2:15.676
3	42.144	1:05.741	27.525	2:15.410	9	42.342	1:07.517	27.902	2:17.761
4	41.427	1:05.966	27.500	2:14.893	10	41.539	1:06.747	27.963	2:16.249
5	41.396	1:06.273	27.484	2:15.153					
6	41.369	1:06.109	27.570	2:15.048					

12 MULLER				FRA	Chevrolet Cruze 1.6T				I
1	43.106	1:04.425	27.241	2:14.772	7	40.749	1:05.992	27.358	2:14.099
2		1:45.648		2:12.992	8	41.141	1:06.181	27.502	2:14.824
3	40.909	1:05.219	27.433	2:13.561	9	40.969	1:05.907	27.535	2:14.411
4	40.920	1:05.469	27.313	2:13.702	10	41.944	1:07.259	28.080	2:17.283
5	41.167	1:05.450	27.368	2:13.985					
6	40.930	1:05.941	27.352	2:14.223					

14 NASH				GBR	Chevrolet Cruze 1.6T				I
1	43.451	1:04.635	27.260	2:15.346	7	41.144	1:05.942	27.651	2:14.737
2	40.847	1:05.437	27.519	2:13.803	8	41.278	1:06.668	27.644	2:15.590
3	41.061	1:05.493	27.570	2:14.124	9	41.205	1:06.285	27.630	2:15.120
4	41.048	1:05.498	27.510	2:14.056	10	41.097	1:06.296	27.695	2:15.088
5	40.971	1:05.630	27.553	2:14.154					
6	41.076	1:05.882	27.533	2:14.491					

15 CORONEL				NLD	BMW 320 TC				I
1	43.999	1:04.493	27.331	2:15.823	7	41.426	1:05.542	27.703	2:14.671
2	41.233	1:04.982	27.549	2:13.764	8	41.484	1:05.420	27.585	2:14.489
3		1:46.321		2:13.928	9	41.515	1:05.514	27.669	2:14.698
4		1:46.690		2:14.258	10	41.591	1:05.401	27.607	2:14.599
5	41.411	1:05.046	27.430	2:13.887					
6	41.251	1:05.738	27.630	2:14.619					

17 NYKJAER				DNK	Chevrolet Cruze 1.6T				I
1	44.424	1:05.252	27.114	2:16.790	7	41.250	1:06.498	27.454	2:15.202
2		1:46.426		2:13.701	8	41.225	1:06.327	27.512	2:15.064
3	41.086	1:05.679	27.379	2:14.144	9	41.424	1:06.151	27.520	2:15.095
4	41.049	1:05.801	27.342	2:14.192	10	41.475	1:06.273	27.691	2:15.439
5	41.120	1:05.750	27.420	2:14.290					
6	41.120	1:06.011	27.473	2:14.604					



Circuit Length - 5.922 kilometres
Slovakia Ring
Slovakia

Weather/Track: Sun 23C/Dry 42C

Printed at 15:17, Sunday, 28 April, 2013
© MST Systems Ltd, 2005 (www.mstworld.com)

2013 FIA World Touring Car Championship

Race 1 - Sector Analysis Report

Lap S1 Time S1 Spd S2 Time S2 Spd S3 Time S3 Spd Lap Time Pit Lap S1 Time S1 Spd S2 Time S2 Spd S3 Time S3 Spd Lap Time Pit

18 MONTEIRO				PRT	Honda Civic				
1	42.484	1:03.953	27.242	2:13.679	7	41.124	1:05.981	27.506	2:14.611
2	40.862	1:04.820	27.394	2:13.076	8	41.319	1:05.573	27.491	2:14.383
3	41.058	1:05.226	27.464	2:13.748	9	41.380	1:05.605	27.512	2:14.497
4	41.034	1:05.209	27.386	2:13.629	10	41.258	1:05.757	27.517	2:14.532
5	41.225	1:05.314	27.394	2:13.933					
6	40.988	1:05.454	27.433	2:13.875					

19 MONJE				ESP	SEAT Leon WTCC				I
1	45.991	1:08.735	27.716	2:22.442	7	41.731	1:06.345	27.847	2:15.923
2	42.132	1:06.986	27.996	2:17.114	8	41.395	1:06.097	27.876	2:15.368
3				2:15.809	9	41.394	1:06.398	27.876	2:15.668
4		1:47.815		2:15.579	10	41.484	1:06.703	27.935	2:16.122
5	41.509	1:05.957	27.887	2:15.353					
6	41.384	1:06.009	27.927	2:15.320					


22 BOARDMAN				GBR	SEAT Leon WTCC				I
1	1:01.761	1:06.656	27.952	2:36.369	5	41.841	1:06.547	28.052	2:16.440
2		1:48.963		2:17.044	6	41.597	1:06.468	37.891	2:25.956 Pit
3	41.859	1:05.885	28.050	2:15.794					
4	41.969	1:06.323	27.970	2:16.262					

23 CHILTON				GBR	Chevrolet Cruze 1.6T				
1		1:49.094		2:16.288					

25 BENNANI				MAR	BMW 320 TC				I
1	44.585	1:06.624	27.568	2:18.777	7	41.864	1:05.690	27.595	2:15.149
2	41.653	1:06.051	27.591	2:15.295	8	42.062	1:06.866	28.064	2:16.992
3	41.626	1:05.184	27.552	2:14.362	9	42.535	1:05.983	27.873	2:16.391
4	41.740	1:05.530	27.575	2:14.845	10	42.076	1:05.880	27.973	2:15.929
5	41.724	1:05.801	27.642	2:15.167					
6	41.639	1:05.855	27.734	2:15.228					

26 D'ASTE				ITA	BMW 320 TC				I
1	45.231	1:05.672	27.574	2:18.477	7	41.881		1:33.494	2:15.375
2	41.521	1:05.305	27.572	2:14.398	8	42.687	1:06.597	28.150	2:17.434
3	41.711	1:05.438	27.563	2:14.712	9	42.985	1:06.372	27.780	2:17.137
4	41.637	1:05.528	27.545	2:14.710	10	42.171	1:06.798	28.413	2:17.382
5	41.755	1:05.797	27.707	2:15.259					
6	41.790	1:05.816	27.750	2:15.356					

37 MUNNICH				DEU	SEAT Leon WTCC				I
1	46.586	1:11.239	27.952	2:25.777	6	42.035	1:06.867	27.863	2:16.765
2	41.989	1:06.383	27.800	2:16.172	7	41.969	1:06.648	27.956	2:16.573
3	41.782	1:26.340	45.762	2:53.884 Pit	8	42.337	1:06.888	28.081	2:17.306
4	4:59.936	1:08.290	27.596	6:35.822					
5	41.885	1:06.606	27.675	2:16.166					



Circuit Length - 5.922 kilometres
Slovakia Ring
Slovakia

Weather/Track: Sun 23C/Dry 42C

Printed at 15:17, Sunday, 28 April, 2013

© MST Systems Ltd, 2005 (www.mstworld.com)

Page 3

2013 FIA World Touring Car Championship

Race 1 - Sector Analysis Report


Lap S1 Time S1 Spd S2 Time S2 Spd S3 Time S3 Spd Lap Time Pit Lap S1 Time S1 Spd S2 Time S2 Spd S3 Time S3 Spd Lap Time Pit

38 BASSENG				DEU		SEAT Leon WTCC			
1	44.867	1:12.333	27.795	2:24.995	7	41.390	1:06.713	27.762	2:15.865
2	41.282	1:06.358	27.796	2:15.436	8	41.441	1:06.376	27.738	2:15.555
3	41.343	1:06.905	27.762	2:16.010	9	41.249	1:06.808	27.913	2:15.970
4		1:47.538		2:15.247	10	41.648	1:06.935	27.875	2:16.458
5	41.463	1:06.018	27.613	2:15.094					
6	41.406	1:06.257	27.665	2:15.328					

55 O'YOUNG				HKG		BMW 320 TC			
1		1:55.005		2:22.664	7	42.080	1:06.209	27.933	2:16.222
2	41.750	1:05.575	27.628	2:14.953	8	42.200	1:06.137	27.778	2:16.115
3	41.730	1:05.973	27.776	2:15.479	9	41.990	1:06.257	27.957	2:16.204
4		1:47.915		2:15.491	10	41.966	1:05.995	27.992	2:15.953
5	41.865	1:05.565	27.741	2:15.171					
6	41.847	1:05.626	27.927	2:15.400					

73 BARTH				CHE		BMW 320 TC			
1	45.012	1:06.692	27.276	2:18.980	7	41.569	1:05.997	27.546	2:15.112
2	41.466	1:06.604	27.615	2:15.685	8	41.677	1:06.803	27.823	2:16.303
3	41.461	1:05.274	27.554	2:14.289	9	42.517	1:07.545	27.748	2:17.810
4	41.304	1:06.364	27.652	2:15.320	10	41.375	1:06.597	28.375	2:16.347
5	41.677	1:06.133	27.443	2:15.253					
6	41.522	1:06.131	27.483	2:15.136					

74 ORIOLA				ESP		SEAT Leon WTCC			
1	44.848	1:05.584	27.234	2:17.666	7	41.380	1:06.048	27.618	2:15.046
2	40.895	1:05.664	27.505	2:14.064	8	41.510	1:06.083	27.608	2:15.201
3	41.144	1:05.714	27.552	2:14.410	9	41.536	1:06.519	27.819	2:15.874
4	41.259	1:06.086	27.419	2:14.764	10	41.549	1:06.532	27.825	2:15.906
5	41.309	1:06.026	27.461	2:14.796					
6	41.371	1:06.213	27.505	2:15.089					



Circuit Length - 5.922 kilometres
Slovakia Ring
Slovakia

Weather/Track: Sun 23C/Dry 42C

Printed at 15:17, Sunday, 28 April, 2013
© MST Systems Ltd, 2005 (www.mstworld.com)


Page 4

2013 FIA World Touring Car Championship

Race 1 - Best Sector Times Report

POS	SECTOR 1			SECTOR 2			SECTOR 3			NO	NAME	IDEAL/BEST LAP COMPARISON			DIFF
	NO	TIME	LAP	NO	TIME	LAP	NO	TIME	LAP			IDEAL	BEST	LAP	
1	12	40.749	7	3	1:03.918	1	5	26.993	1	18	MONTEIRO	2:12.057	2:13.076	2	+ 1.019
2	9	40.820	3	18	1:03.953	1	17	27.114	1	3	TARQUINI	2:12.088	2:12.918	2	+ 0.830
3	14	40.847	2	5	1:04.031	1	3	27.125	1	5	MICHELISZ	2:12.097	2:13.048	2	+ 0.951
4	18	40.862	2	12	1:04.425	1	9	27.130	1	12	MULLER	2:12.415	2:12.992	2	+ 0.577
5	74	40.895	2	15	1:04.493	1	74	27.234	1	14	NASH	2:12.742	2:13.803	2	+ 1.061
6	1	41.042	2	14	1:04.635	1	12	27.241	1	15	CORONEL	2:13.057	2:13.764	2	+ 0.707
7	3	41.045	6	25	1:05.184	3	18	27.242	1	17	NYKJAER	2:13.415	2:13.701	2	+ 0.286
8	10	41.048	2	17	1:05.252	1	14	27.260	1	9	MACDOWAL	2:13.531	2:13.845	3	+ 0.314
9	17	41.049	4	73	1:05.274	3	73	27.276	1	74	ORIOLA	2:13.713	2:14.064	2	+ 0.351
10	5	41.073	3	26	1:05.305	2	15	27.331	1	73	BARTH	2:13.854	2:14.289	3	+ 0.435
11	15	41.233	2	55	1:05.565	5	1	27.448	1	1	HUFF	2:14.138	2:14.766	3	+ 0.628
12	38	41.249	9	9	1:05.581	3	10	27.474	1	10	THOMPSON	2:14.263	2:14.893	4	+ 0.630
13	73	41.304	4	74	1:05.584	1	26	27.545	4	25	BENNANI	2:14.362	2:14.362	3	+ 0.000
14	19	41.384	6	1	1:05.648	3	25	27.552	3	26	D'ASTE	2:14.371	2:14.398	2	+ 0.027
15	8	41.388	2	10	1:05.741	3	37	27.596	4	38	BASSENG	2:14.880	2:15.094	5	+ 0.214
16	26	41.521	2	7	1:05.810	3	38	27.613	5	55	O'YOUNG	2:14.923	2:14.953	2	+ 0.030
17	22	41.597	6	22	1:05.885	3	55	27.628	2	19	MONJE	2:15.057	2:15.320	6	+ 0.263
18	25	41.626	3	19	1:05.957	5	8	27.665	6	7	NG	2:15.387	2:15.724	3	+ 0.337
19	7	41.716	5	38	1:06.018	5	19	27.716	1	22	BOARDMAN	2:15.434	2:15.794	3	+ 0.360
20	55	41.730	3	6	1:06.096	4	6	27.755	5	6	ENGSTLER	2:15.678	2:15.807	4	+ 0.129
21	37	41.782	3	37	1:06.383	2	7	27.861	2	8	KOZLOVSKI	2:15.729	2:16.326	3	+ 0.597
22	6	41.827	6	8	1:06.676	3	22	27.952	1	37	MUNNICH	2:15.761	2:16.166	5	+ 0.405

'Perfect Lap' - 2:11.660



Circuit Length - 5.922 kilometres
Slovakiaring
Slovakia

Weather/Track: Sun 23C/Dry 42C

2013 FIA World Touring Car Championship

RACE 1 - LAP CHART

Lap 1			Lap 2			Lap 3			Lap 4			Lap 5		
No	Behind	Laptime	No	Behind	Laptime	No	Behind	Laptime	No	Behind	Laptime	No	Behind	Laptime
3		2:13.184	3		2:12.918	3		2:13.387	3		2:13.675	3		2:13.513
18	0.495	2:13.679	18	0.653	2:13.076	18	1.014	2:13.748	18	0.968	2:13.629	18	1.388	2:13.933
5	0.824	2:14.008	5	0.954	2:13.048	5	1.294	2:13.727	5	1.360	2:13.741	5	1.684	2:13.837
12	1.588	2:14.772	12	1.662	2:12.992	12	1.836	2:13.561	12	1.863	2:13.702	12	2.335	2:13.985
14	2.162	2:15.346	14	3.047	2:13.803	14	3.784	2:14.124	14	4.165	2:14.056	14	4.806	2:14.154
15	2.639	2:15.823	15	3.485	2:13.764	15	4.026	2:13.928	15	4.609	2:14.258	15	4.983	2:13.887
23	3.104	2:16.288	17	4.389	2:13.701	17	5.146	2:14.144	17	5.663	2:14.192	17	6.440	2:14.290
17	3.606	2:16.790	9	5.012	2:13.959	9	5.470	2:13.845	9	6.301	2:14.506	9	6.930	2:14.142
9	3.971	2:17.155	74	5.628	2:14.064	74	6.651	2:14.410	74	7.740	2:14.764	74	9.023	2:14.796
74	4.482	2:17.666	26	6.773	2:14.398	26	8.098	2:14.712	26	9.133	2:14.710	26	10.879	2:15.259
26	5.293	2:18.477	25	7.970	2:15.295	25	8.945	2:14.362	25	10.115	2:14.845	25	11.769	2:15.167
25	5.593	2:18.777	73	8.563	2:15.685	73	9.465	2:14.289	73	11.110	2:15.320	73	12.850	2:15.253
73	5.796	2:18.980	10	8.859	2:15.021	1	10.531	2:14.766	10	12.100	2:14.893	10	13.740	2:15.153
10	6.756	2:19.940	1	9.152	2:14.895	10	10.882	2:15.410	55	15.423	2:15.491	55	17.081	2:15.171
1	7.175	2:20.359	55	11.515	2:14.953	55	13.607	2:15.479	19	17.780	2:15.579	19	19.620	2:15.353
19	9.258	2:22.442	19	13.454	2:17.114	19	15.876	2:15.809	38	18.524	2:15.247	38	20.105	2:15.094
55	9.480	2:22.664	8	13.706	2:16.412	8	16.645	2:16.326	1	21.196	2:24.340	1	22.610	2:14.927
8	10.212	2:23.396	38	14.329	2:15.436	38	16.952	2:16.010	7	21.775	2:16.882	7	24.127	2:15.865
7	10.735	2:23.919	37	15.847	2:16.172	7	18.568	2:15.724	6	24.116	2:15.807	6	26.734	2:16.131
38	11.811	2:24.995	7	16.231	2:18.414	6	21.984	2:16.072	22	32.305	2:16.262	22	35.232	2:16.440
37	12.593	2:25.777	6	19.299	2:16.070	22	29.718	2:15.794	8	47.752	2:44.782P			
6	16.147	2:29.331	22	27.311	2:17.044	37	56.344	2:53.884P						
22	23.185	2:36.369												

Weather/Track: Sun 23C/Dry 42C

www.mstworld.com

Page 1 of 2

Slovakiaring
Circuit Length = 5.9220 km.
Start: 14:49 End: 15:11

Printed - 15:16 Sunday, 28 April 2013

2013 FIA World Touring Car Championship

RACE 1 - LAP CHART

(contd.)

Lap 6			Lap 7			Lap 8			Lap 9			Lap 10		
No	Behind	Laptime	No	Behind	Laptime	No	Behind	Laptime	No	Behind	Laptime	No	Behind	Laptime
3		2:13.688	3		2:14.020	3		2:14.662	3		2:14.680	3		2:15.034
18	1.575	2:13.875	18	2.166	2:14.611	18	1.887	2:14.383	18	1.704	2:14.497	18	1.202	2:14.532
5	2.181	2:14.185	5	2.450	2:14.289	5	2.245	2:14.457	5	2.079	2:14.514	5	1.616	2:14.571
12	2.870	2:14.223	12	2.949	2:14.099	12	3.111	2:14.824	12	2.842	2:14.411	12	5.091	2:17.283
14	5.609	2:14.491	14	6.326	2:14.737	15	6.392	2:14.489	15	6.410	2:14.698	15	5.975	2:14.599
15	5.914	2:14.619	15	6.565	2:14.671	14	7.254	2:15.590	14	7.694	2:15.120	14	7.748	2:15.088
17	7.356	2:14.604	17	8.538	2:15.202	17	8.940	2:15.064	17	9.355	2:15.095	17	9.760	2:15.439
9	7.808	2:14.566	9	8.787	2:14.999	9	9.663	2:15.538	9	10.103	2:15.120	9	10.078	2:15.009
74	10.424	2:15.089	74	11.450	2:15.046	74	11.989	2:15.201	74	13.183	2:15.874	74	14.055	2:15.906
26	12.547	2:15.356	26	13.902	2:15.375	26	16.674	2:17.434	25	18.479	2:16.391	25	19.374	2:15.929
25	13.309	2:15.228	25	14.438	2:15.149	25	16.768	2:16.992	26	19.131	2:17.137	73	21.474	2:16.347
73	14.298	2:15.136	73	15.390	2:15.112	73	17.031	2:16.303	73	20.161	2:17.810	26	21.479	2:17.382
10	15.100	2:15.048	10	16.527	2:15.447	10	17.541	2:15.676	10	20.622	2:17.761	10	21.837	2:16.249
55	18.793	2:15.400	55	20.995	2:16.222	55	22.448	2:16.115	55	23.972	2:16.204	55	24.891	2:15.953
19	21.252	2:15.320	19	23.155	2:15.923	19	23.861	2:15.368	19	24.849	2:15.668	19	25.937	2:16.122
38	21.745	2:15.328	38	23.590	2:15.865	38	24.483	2:15.555	38	25.773	2:15.970	38	27.197	2:16.458
1	23.860	2:14.938	1	25.091	2:15.251	1	26.096	2:15.667	1	26.855	2:15.439	1	27.507	2:15.686
7	27.146	2:16.707	7	29.818	2:16.692	7	31.834	2:16.678	7	34.105	2:16.951	7	36.500	2:17.429
6	29.437	2:16.391	6	31.681	2:16.264	6	33.094	2:16.075	6	34.486	2:16.072	6	41.278	2:21.826
22	47.500	2:25.956P	37	2 LAPS	2:16.166	37	2 LAPS	2:16.765	37	2 LAPS	2:16.573	37	2 LAPS	2:17.306
37	2 LAPS	6:35.822	8	1 LAP	2:16.888	8	1 LAP	2:19.911	8	1 LAP	2:17.851	8	1 LAP	2:18.164
8	1 LAP	5:14.304												

Weather/Track: Sun 23C/Dry 42C

www.mstworld.com

Page 2 of 2

Slovakiaring
Circuit Length = 5.9220 km.
Start: 14:49 End: 15:11

Printed - 15:16 Sunday, 28 April 2013

2013 FIA World Touring Car Championship

GRID FOR RACE 2

ROW 12		22	BOARDMAN
ROW 11	6		ENGSTLER
ROW 10	8		KOZLOVSKIY
ROW 9	19		MONJE
ROW 8	26		D'ASTE
ROW 7	73		BARTH
ROW 6	17		NYKJAER
ROW 5	3		TARQUINI
ROW 4	5		MICHELISZ
ROW 3	23		CHILTON
ROW 2	1		HUFF
ROW 1	74		ORIOLA
		55	O'YOUNG
		37	MUNNICH
		7	NG
		10	THOMPSON
		38	BASSENG
		25	BENNANI
		18	MONTEIRO
		12	MULLER
		9	MACDOWALL
		14	NASH
		15	CORONEL
			POLE

Cars 6 & 22, back of grid, Article 132e refers.

Slovakiaring
Circuit Length = 5.9220 km.

Race Director:	Steward:	Timekeeper:
----------------	----------	-------------

2013 FIA World Touring Car Championship
RACE 2 - PROVISIONAL CLASSIFICATION

POS	NO	CLS	DRIVER / TEAM	NAT	CAR	TIME	LAPS	GAP	KPH	BEST
1	15		Tom CORONEL	NLD	BMW 320 TC	22:26.224	10		158.04	2:13.758
2	12		Yvan MULLER	FRA	Chevrolet Cruze 1.6T	22:29.214	10	2.990	157.69	2:13.894
3	3		Gabriele TARQUINI	ITA	Honda Civic	22:29.569	10	3.345	157.65	2:14.003
4	1		Rob HUFF	GBR	SEAT Leon WTCC	22:31.178	10	4.954	157.46	2:13.931
5	18		Tiago MONTEIRO	PRT	Honda Civic	22:31.446	10	5.222	157.43	2:14.010
6	74		Pepe ORIOLA	ESP	SEAT Leon WTCC	22:37.589	10	11.365	156.72	2:13.972
7	23		Tom CHILTON	GBR	Chevrolet Cruze 1.6T	22:37.849	10	11.625	156.69	2:14.141
8	9	I	Alex MACDOWALL	GBR	Chevrolet Cruze 1.6T	22:38.040	10	11.816	156.67	2:14.406
9	25	I	Mehdi BENNANI	MAR	BMW 320 TC	22:38.489	10	12.265	156.61	2:14.444
10	55	I	Darryl O'YOUNG	HKG	BMW 320 TC	22:38.722	10	12.498	156.59	2:14.156
11	26	I	Stefano D'ASTE	ITA	BMW 320 TC	22:39.051	10	12.827	156.55	2:13.890
12	17	I	Michel NYKJAER	DNK	Chevrolet Cruze 1.6T	22:39.902	10	13.678	156.45	2:14.328
13	73	I	Fredy BARTH	CHE	BMW 320 TC	22:40.875	10	14.651	156.34	2:14.580
14	10		James THOMPSON	GBR	Lada Granta	22:44.742	10	18.518	155.90	2:14.592
15	38		Marc BASSENG	DEU	SEAT Leon WTCC	22:46.111	10	19.887	155.74	2:15.226
16	19	I	Fernando MONJE	ESP	SEAT Leon WTCC	22:46.470	10	20.246	155.70	2:15.267
17	14	I	James NASH	GBR	Chevrolet Cruze 1.6T	22:48.642	10	22.418	155.45	2:14.535
18	22	I	Tom BOARDMAN	GBR	SEAT Leon WTCC	22:57.867	10	31.643	154.41	2:15.992
19	37	I	Rene MUNNICH	DEU	SEAT Leon WTCC	22:58.300	10	32.076	154.36	2:16.187
20	8		Mikhail KOZLOVSKIY	RUS	Lada Granta	23:01.696	10	35.472	153.98	2:16.452
21	5		Norbert MICHELISZ	HUN	Honda Civic	23:20.887	10	54.663	151.87	2:14.000

NOT CLASSIFIED

7	I	Charles NG	HKG	BMW 320 TC	9:32.104	4	D.N.F.	148.30	2:17.762
6	I	Franz ENGSTLER	DEU	BMW 320 TC	5:20.616	2	D.N.F.	131.65	2:23.564

FASTEST LAP

15		Tom CORONEL		BMW 320 TC	2:13.758	2	99.03mph	159.38kph
26	I	Stefano D'ASTE		BMW 320 TC	2:13.890	2	98.94mph	159.22kph

Slovakiaring

Subject to Technical Scrutineering. For Media Information Purposes - No Regulatory Value.

Circuit Length = 5.9220 km.

Weather/Track: Sun 23C/Dry 37C

Start: 15:49 End: 16:12

Race Director:	Steward:	Timekeeper:	Issued at:
----------------	----------	-------------	------------

2013 FIA World Touring Car Championship
RACE 2 RESULT

POS	NO	CLS	DRIVER / TEAM	NAT	CAR	TIME	LAPS	GAP	KPH	BEST
1	15		Tom CORONEL	NLD	BMW 320 TC	22:26.224	10		158.04	2:13.758
2	12		Yvan MULLER	FRA	Chevrolet Cruze 1.6T	22:29.214	10	2.990	157.69	2:13.894
3	3		Gabriele TARQUINI	ITA	Honda Civic	22:29.569	10	3.345	157.65	2:14.003
4	1		Rob HUFF	GBR	SEAT Leon WTCC	22:31.178	10	4.954	157.46	2:13.931
5	18		Tiago MONTEIRO	PRT	Honda Civic	22:31.446	10	5.222	157.43	2:14.010
6	74		Pepe ORIOLA	ESP	SEAT Leon WTCC	22:37.589	10	11.365	156.72	2:13.972
7	23		Tom CHILTON	GBR	Chevrolet Cruze 1.6T	22:37.849	10	11.625	156.69	2:14.141
8	9	I	Alex MACDOWALL	GBR	Chevrolet Cruze 1.6T	22:38.040	10	11.816	156.67	2:14.406
9	25	I	Mehdi BENNANI	MAR	BMW 320 TC	22:38.489	10	12.265	156.61	2:14.444
10	55	I	Darryl O'YOUNG	HKG	BMW 320 TC	22:38.722	10	12.498	156.59	2:14.156
11	26	I	Stefano D'ASTE	ITA	BMW 320 TC	22:39.051	10	12.827	156.55	2:13.890
12	17	I	Michel NYKJAER	DNK	Chevrolet Cruze 1.6T	22:39.902	10	13.678	156.45	2:14.328
13	73	I	Fredy BARTH	CHE	BMW 320 TC	22:40.875	10	14.651	156.34	2:14.580
14	10		James THOMPSON	GBR	Lada Granta	22:44.742	10	18.518	155.90	2:14.592
15	38		Marc BASSENG	DEU	SEAT Leon WTCC	22:46.111	10	19.887	155.74	2:15.226
16	19	I	Fernando MONJE	ESP	SEAT Leon WTCC	22:46.470	10	20.246	155.70	2:15.267
17	14	I	James NASH	GBR	Chevrolet Cruze 1.6T	22:48.642	10	22.418	155.45	2:14.535
18	22	I	Tom BOARDMAN	GBR	SEAT Leon WTCC	22:57.867	10	31.643	154.41	2:15.992
19	37	I	Rene MUNNICH	DEU	SEAT Leon WTCC	22:58.300	10	32.076	154.36	2:16.187
20	8		Mikhail KOZLOVSKIY	RUS	Lada Granta	23:01.696	10	35.472	153.98	2:16.452
21	5		Norbert MICHELISZ	HUN	Honda Civic	23:20.887	10	54.663	151.87	2:14.000

NOT CLASSIFIED

7	I	Charles NG	HKG	BMW 320 TC	9:32.104	4	D.N.F.	148.30	2:17.762
6	I	Franz ENGSTLER	DEU	BMW 320 TC	5:20.616	2	D.N.F.	131.65	2:23.564

FASTEST LAP

15		Tom CORONEL		BMW 320 TC	2:13.758	2	99.03mph	159.38kph
26	I	Stefano D'ASTE		BMW 320 TC	2:13.890	2	98.94mph	159.22kph

Slovakiaring

Circuit Length = 5.9220 km.

Start: 15:49 End: 16:12


Weather/Track: Sun 23C/Dry 37C

Steward:	Steward:	Steward:	Issued at:
----------	----------	----------	------------

2013 FIA World Touring Car Championship

Race 2 - Sector Analysis Report

Lap	S1 Time	S1 Spd	S2 Time	S2 Spd	Lap Time	Pit	Lap	S1 Time	S1 Spd	S2 Time	S2 Spd	Lap Time	Pit
1 HUFF GBR SEAT Leon WTCC													
1	1:51.375		27.171		2:18.546		7	1:47.041		27.539		2:14.580	
2	1:46.651		27.280		2:13.931		8	1:47.123		27.571		2:14.694	
3	1:46.809		27.403		2:14.212		9	1:48.337		27.460		2:15.797	
4	1:47.052		27.443		2:14.495		10	1:47.464		27.535		2:14.999	
5	1:47.246		27.593		2:14.839								
6	1:47.442		27.643		2:15.085								
3 TARQUINI ITA Honda Civic													
1	1:52.366		26.701		2:19.067		7	1:46.958		27.466		2:14.424	
2	1:46.683		27.320		2:14.003		8	1:47.166		27.377		2:14.543	
3	1:46.739		27.386		2:14.125		9	1:46.942		27.310		2:14.252	
4	1:47.270		27.300		2:14.570		10	1:47.141		27.348		2:14.489	
5	1:47.395		27.381		2:14.776								
6	1:47.960		27.360		2:15.320								
5 MICHELISZ HUN Honda Civic													
1	1:53.539		26.458		2:19.997		7	1:47.702		27.387		2:15.089	
2	1:47.223		27.391		2:14.614		8	1:48.356		27.589		2:15.945	
3	1:47.176		27.360		2:14.536		9	1:48.688		28.558		2:17.246	
4	1:46.597		27.403		2:14.000		10	2:13.774		45.022		2:58.796	Pit
5	1:47.096		27.835		2:14.931								
6	1:48.275		27.458		2:15.733								
6 ENGSTLER DEU BMW 320 TC I													
1	1:56.350		27.214		2:23.564								
2	2:00.447		56.605		2:57.052	Pit							
7 NG HKG BMW 320 TC I													
1	1:58.144		27.300		2:25.444		4	1:52.963		35.927		2:28.890	Pit
2	1:51.936		28.072		2:20.008								
3	1:49.312		28.450		2:17.762								
8 KOZLOVSKIY RUS Lada Granta													
1	1:58.321		27.818		2:26.139		7	1:48.952		27.841		2:16.793	
2	1:49.233		27.692		2:16.925		8	1:49.145		27.822		2:16.967	
3	1:51.906		28.639		2:20.545		9	1:48.911		27.927		2:16.838	
4	1:48.573		27.879		2:16.452		10	1:49.416		28.135		2:17.551	
5	1:48.785		28.012		2:16.797								
6	1:48.616		28.073		2:16.689								
9 MACDOWALL GBR Chevrolet Cruze 1.6T I													
1	1:55.410		25.735		2:21.145		7	1:47.349		27.567		2:14.916	
2	1:47.088		27.336		2:14.424		8	1:48.508		27.553		2:16.061	
3	1:47.178		27.403		2:14.581		9	1:48.493		27.608		2:16.101	
4	1:47.409		27.575		2:14.984		10	1:48.710		27.764		2:16.474	
5	1:46.900		27.506		2:14.406								
6	1:47.485		27.463		2:14.948								



S1 times shown are S1 & S2 combined due to technical communication problems from S1.

Circuit Length - 5.922 kilometres
Slovakia Ring
Slovakia

2013 FIA World Touring Car Championship

Race 2 - Sector Analysis Report

Lap S1 Time S1 Spd S2 Time S2 Spd Lap Time Pit Lap S1 Time S1 Spd S2 Time S2 Spd Lap Time Pit

10 THOMPSON				GBR		Lada Granta			
1	1:56.657		27.344	2:24.001	7	1:48.140		27.831	2:15.971
2	1:48.444		27.529	2:15.973	8	1:48.065		27.608	2:15.673
3	1:47.038		27.554	2:14.592	9	1:48.132		27.705	2:15.837
4	1:47.102		27.679	2:14.781	10	1:48.469		27.852	2:16.321
5	1:47.410		27.731	2:15.141					
6	1:48.827		27.625	2:16.452					


12 MULLER				FRA		Chevrolet Cruze 1.6T			
1	1:51.972		26.867	2:18.839	7	1:46.991		27.555	2:14.546
2	1:46.548		27.346	2:13.894	8	1:47.112		27.477	2:14.589
3	1:46.800		27.425	2:14.225	9	1:46.654		27.315	2:13.969
4	1:47.073		27.454	2:14.527	10	1:47.047		27.565	2:14.612
5	1:47.322		27.444	2:14.766					
6	1:47.870		27.377	2:15.247					

14 NASH				GBR		Chevrolet Cruze 1.6T			
1	2:06.438		20.705	2:27.143	7	1:47.186		27.622	2:14.808
2	1:53.011		27.381	2:20.392	8	1:47.261		27.679	2:14.940
3	1:47.882		27.914	2:15.796	9	1:47.247		27.508	2:14.755
4	1:47.050		27.485	2:14.535	10	1:47.645		27.520	2:15.165
5	1:48.719		27.658	2:16.377					
6	1:47.155		27.576	2:14.731					

15 CORONEL				NLD		BMW 320 TC			
1	1:50.254		27.540	2:17.794	7	1:46.476		27.720	2:14.196
2	1:46.125		27.633	2:13.758	8	1:46.902		27.681	2:14.583
3	1:46.274		27.621	2:13.895	9	1:47.676		27.575	2:15.251
4	1:46.358		27.665	2:14.023	10	1:46.981		27.567	2:14.548
5	1:46.351		27.828	2:14.179					
6	1:46.280		27.717	2:13.997					

17 NYKJAER				DNK		Chevrolet Cruze 1.6T			
1	1:59.985		26.929	2:26.914	7	1:46.994		27.486	2:14.480
2	1:47.878		27.201	2:15.079	8	1:46.973		27.463	2:14.436
3	1:47.091		27.380	2:14.471	9	1:47.603		27.428	2:15.031
4	1:46.863		27.505	2:14.368	10	1:47.976		27.541	2:15.517
5	1:46.849		27.479	2:14.328					
6	1:47.821		27.457	2:15.278					

18 MONTEIRO				PRT		Honda Civic			
1	1:51.796		27.036	2:18.832	7	1:47.007		27.451	2:14.458
2	1:47.860		27.315	2:15.175	8	1:47.176		27.476	2:14.652
3	1:46.548		27.462	2:14.010	9	1:47.634		27.421	2:15.055
4	1:46.934		27.443	2:14.377	10	1:47.406		27.499	2:14.905
5	1:47.333		27.790	2:15.123					
6	1:47.418		27.441	2:14.859					



S1 times shown are S1 & S2 combined due to technical communication problems from S1.

Circuit Length - 5.922 kilometres
Slovakia Ring
Slovakia

2013 FIA World Touring Car Championship

Race 2 - Sector Analysis Report

Lap S1 Time S1 Spd S2 Time S2 Spd Lap Time Pit Lap S1 Time S1 Spd S2 Time S2 Spd Lap Time Pit

19 MONJE				ESP SEAT Leon WTCC				I			
1	1:57.867		26.458	2:24.325	7	1:47.558		27.709	2:15.267		
2	1:48.657		27.494	2:16.151	8	1:48.158		27.721	2:15.879		
3	1:48.336		27.978	2:16.314	9	1:48.161		27.748	2:15.909		
4	1:47.662		27.886	2:15.548	10	1:48.091		27.739	2:15.830		
5	1:47.465		27.982	2:15.447							
6	1:48.124		27.676	2:15.800							


22 BOARDMAN				GBR SEAT Leon WTCC				I			
1	1:58.579		27.694	2:26.273	7	1:48.193		27.902	2:16.095		
2	1:49.417		27.855	2:17.272	8	1:48.294		28.249	2:16.543		
3	1:48.350		27.920	2:16.270	9	1:49.019		28.030	2:17.049		
4	1:48.928		28.032	2:16.960	10	1:49.614		28.008	2:17.622		
5	1:49.485		28.306	2:17.791							
6	1:47.997		27.995	2:15.992							

23 CHILTON				GBR Chevrolet Cruze 1.6T				I			
1	1:52.867		26.594	2:19.461	7	1:47.684		27.400	2:15.084		
2	1:46.916		27.239	2:14.155	8	1:48.344		27.628	2:15.972		
3	1:46.645		27.496	2:14.141	9	1:48.642		27.711	2:16.353		
4	1:47.723		27.433	2:15.156	10	1:48.909		27.932	2:16.841		
5	1:47.112		27.764	2:14.876							
6	1:48.359		27.451	2:15.810							

25 BENNANI				MAR BMW 320 TC				I			
1	1:53.920		26.804	2:20.724	7	1:47.220		27.532	2:14.752		
2	1:46.986		27.498	2:14.484	8	1:48.267		27.662	2:15.929		
3	1:46.988		27.456	2:14.444	9	1:48.435		27.634	2:16.069		
4	1:46.986		27.587	2:14.573	10	1:48.640		27.916	2:16.556		
5	1:48.187		27.830	2:16.017							
6	1:47.375		27.566	2:14.941							

26 D'ASTE				ITA BMW 320 TC				I			
1	1:53.296		27.252	2:20.548	7	1:48.264		27.649	2:15.913		
2	1:46.409		27.481	2:13.890	8	1:47.341		27.632	2:14.973		
3	1:46.935		27.552	2:14.487	9	1:48.018		27.640	2:15.658		
4	1:49.683		27.551	2:17.234	10	1:48.573		27.788	2:16.361		
5	1:47.240		27.699	2:14.939							
6	1:47.386		27.662	2:15.048							

37 MUNNICH				DEU SEAT Leon WTCC				I			
1	1:58.801		27.728	2:26.529	7	1:48.524		27.663	2:16.187		
2	1:49.603		27.724	2:17.327	8	1:48.658		27.824	2:16.482		
3	1:48.657		27.708	2:16.365	9	1:49.037		27.662	2:16.699		
4	1:49.066		27.898	2:16.964	10	1:49.898		27.723	2:17.621		
5	1:49.934		27.893	2:17.827							
6	1:48.550		27.749	2:16.299							



S1 times shown are S1 & S2 combined due to technical communication problems from S1.

Circuit Length - 5.922 kilometres
Slovakia Ring
Slovakia

2013 FIA World Touring Car Championship

Race 2 - Sector Analysis Report


Lap S1 Time S1 Spd S2 Time S2 Spd Lap Time Pit Lap S1 Time S1 Spd S2 Time S2 Spd Lap Time Pit

38 BASSENG		DEU		SEAT Leon WTCC			
1	1:55.896	26.708	2:22.604	7	1:47.612	27.827	2:15.439
2	1:49.696	27.688	2:17.384	8	1:48.096	27.697	2:15.793
3	1:47.578	27.648	2:15.226	9	1:48.066	27.709	2:15.775
4	1:47.571	27.794	2:15.365	10	1:48.146	27.725	2:15.871
5	1:49.049	27.832	2:16.881				
6	1:48.055	27.718	2:15.773				

55 O'YOUNG		HKG		BMW 320 TC		I	
1	1:56.505	27.341	2:23.846	7	1:46.785	27.525	2:14.310
2	1:46.921	27.544	2:14.465	8	1:47.838	27.698	2:15.536
3	1:46.555	27.601	2:14.156	9	1:48.382	27.695	2:16.077
4	1:46.694	27.484	2:14.178	10	1:48.489	27.951	2:16.440
5	1:46.942	27.790	2:14.732				
6	1:47.395	27.587	2:14.982				

73 BARTH		CHE		BMW 320 TC		I	
1	1:59.149	27.279	2:26.428	7	1:47.093	27.758	2:14.851
2	1:47.246	27.460	2:14.706	8	1:47.242	27.620	2:14.862
3	1:47.253	27.621	2:14.874	9	1:47.203	27.586	2:14.789
4	1:47.557	27.508	2:15.065	10	1:47.109	27.577	2:14.686
5	1:48.344	27.690	2:16.034				
6	1:47.027	27.553	2:14.580				

74 ORIOLA		ESP		SEAT Leon WTCC			
1	1:50.678	27.379	2:18.057	7	1:47.580	27.579	2:15.159
2	1:46.768	27.324	2:14.092	8	1:48.522	27.584	2:16.106
3	1:46.457	27.515	2:13.972	9	1:48.579	27.764	2:16.343
4	1:47.208	27.548	2:14.756	10	1:48.898	27.951	2:16.849
5	1:47.094	27.771	2:14.865				
6	1:49.863	27.527	2:17.390				




S1 times shown are S1 & S2 combined due to technical communication problems from S1.

Circuit Length - 5.922 kilometres
Slovakia Ring
Slovakia

2013 FIA World Touring Car Championship Race 2 - Best Sector Times Report

SECTOR 1			SECTOR 2			IDEAL/BEST LAP COMPARISON						
POS	NO	TIME	LAP	NO	TIME	LAP	NO	NAME	IDEAL	BEST	LAP	DIFF
1	15	1:46.125	2	14	20.705	1	14	NASH	2:07.755	2:14.535	4	+ 6.780
2	26	1:46.409	2	9	25.735	1	9	MACDOWAL	2:12.635	2:14.406	5	+ 1.771
3	74	1:46.457	3	5	26.458	1	5	MICHELISZ	2:13.055	2:14.000	4	+ 0.945
4	12	1:46.548	2	19	26.458	1	23	CHILTON	2:13.239	2:14.141	3	+ 0.902
5	18	1:46.548	3	23	26.594	1	3	TARQUINI	2:13.384	2:14.003	2	+ 0.619
6	55	1:46.555	3	3	26.701	1	12	MULLER	2:13.415	2:13.894	2	+ 0.479
7	5	1:46.597	4	38	26.708	1	18	MONTEIRO	2:13.584	2:14.010	3	+ 0.426
8	23	1:46.645	3	25	26.804	1	26	D'ASTE	2:13.661	2:13.890	2	+ 0.229
9	1	1:46.651	2	12	26.867	1	15	CORONEL	2:13.665	2:13.758	2	+ 0.093
10	3	1:46.683	2	17	26.929	1	17	NYKJAER	2:13.778	2:14.328	5	+ 0.550
11	17	1:46.849	5	18	27.036	1	74	ORIOLA	2:13.781	2:13.972	3	+ 0.191
12	9	1:46.900	5	1	27.171	1	25	BENNANI	2:13.790	2:14.444	3	+ 0.654
13	25	1:46.986	2	6	27.214	1	1	HUFF	2:13.822	2:13.931	2	+ 0.109
14	73	1:47.027	6	26	27.252	1	55	O'YOUNG	2:13.896	2:14.156	3	+ 0.260
15	10	1:47.038	3	73	27.279	1	19	MONJE	2:13.923	2:15.267	7	+ 1.344
16	14	1:47.050	4	7	27.300	1	38	BASSENG	2:14.279	2:15.226	3	+ 0.947
17	19	1:47.465	5	74	27.324	2	73	BARTH	2:14.306	2:14.580	6	+ 0.274
18	38	1:47.571	4	55	27.341	1	10	THOMPSON	2:14.382	2:14.592	3	+ 0.210
19	22	1:47.997	6	10	27.344	1	22	BOARDMAN	2:15.691	2:15.992	6	+ 0.301
20	37	1:48.524	7	15	27.540	1	37	MUNNICH	2:16.186	2:16.187	7	+ 0.001
21	8	1:48.573	4	37	27.662	9	8	KOZLOVSKI	2:16.265	2:16.452	4	+ 0.187
22	7	1:49.312	3	8	27.692	2	7	NG	2:16.612	2:17.762	3	+ 1.150
23	6	1:56.350	1	22	27.694	1	6	ENGSTLER	2:23.564	2:23.564	1	+ 0.000

'Perfect Lap' - 2:06.830



Circuit Length - 5.922 kilometres
Slovakiaring
Slovakia

S1 times shown are S1 & S2 combined due to technical communication problems from S1.

2013 FIA World Touring Car Championship

RACE 2 - LAP CHART

Lap 1			Lap 2			Lap 3			Lap 4			Lap 5		
No	Behind	Laptime	No	Behind	Laptime	No	Behind	Laptime	No	Behind	Laptime	No	Behind	Laptime
15		2:17.794	15		2:13.758	15		2:13.895	15		2:14.023	15		2:14.179
74	0.263	2:18.057	74	0.597	2:14.092	74	0.674	2:13.972	74	1.407	2:14.756	74	2.093	2:14.865
1	0.752	2:18.546	1	0.925	2:13.931	1	1.242	2:14.212	1	1.714	2:14.495	1	2.374	2:14.839
18	1.038	2:18.832	12	1.181	2:13.894	12	1.511	2:14.225	12	2.015	2:14.527	12	2.602	2:14.766
12	1.045	2:18.839	3	1.518	2:14.003	3	1.748	2:14.125	3	2.295	2:14.570	3	2.892	2:14.776
3	1.273	2:19.067	23	2.064	2:14.155	23	2.310	2:14.141	18	2.924	2:14.377	18	3.868	2:15.123
23	1.667	2:19.461	18	2.455	2:15.175	18	2.570	2:14.010	23	3.443	2:15.156	23	4.140	2:14.876
5	2.203	2:19.997	26	2.886	2:13.890	26	3.478	2:14.487	5	3.677	2:14.000	5	4.429	2:14.931
26	2.754	2:20.548	5	3.059	2:14.614	5	3.700	2:14.536	25	4.755	2:14.573	9	5.891	2:14.406
25	2.930	2:20.724	25	3.656	2:14.484	25	4.205	2:14.444	9	5.664	2:14.984	25	6.593	2:16.017
9	3.351	2:21.145	9	4.017	2:14.424	9	4.703	2:14.581	26	6.689	2:17.234	26	7.449	2:14.939
38	4.810	2:22.604	55	6.759	2:14.465	55	7.020	2:14.156	55	7.175	2:14.178	55	7.728	2:14.732
6	5.770	2:23.564	38	8.436	2:17.384	10	9.119	2:14.592	10	9.877	2:14.781	10	10.839	2:15.141
55	6.052	2:23.846	10	8.422	2:15.973	38	9.767	2:15.226	38	11.109	2:15.365	17	11.511	2:14.328
10	6.207	2:24.001	19	8.924	2:16.151	73	10.561	2:14.874	17	11.362	2:14.368	73	13.458	2:16.034
19	6.531	2:24.325	73	9.582	2:14.706	17	11.017	2:14.471	73	11.603	2:15.065	38	13.811	2:16.881
7	7.650	2:25.444	17	10.441	2:15.079	19	11.343	2:16.314	19	12.868	2:15.548	19	14.136	2:15.447
8	8.345	2:26.139	8	11.512	2:16.925	22	14.368	2:16.270	22	17.305	2:16.960	14	20.594	2:16.377
22	8.479	2:26.273	22	11.993	2:17.272	37	14.774	2:16.365	37	17.715	2:16.964	22	20.917	2:17.791
73	8.634	2:26.428	37	12.304	2:17.327	7	17.767	2:17.762	14	18.396	2:14.535	37	21.363	2:17.827
37	8.735	2:26.529	7	13.900	2:20.008	14	17.884	2:15.796	8	20.591	2:16.452	8	23.209	2:16.797
17	9.120	2:26.914	14	15.983	2:20.392	8	18.162	2:20.545	7	32.634	2:28.890P			
14	9.349	2:27.143	6	49.064	2:57.052P									

Weather/Track: Sun 23C/Dry 37C

www.mstworld.com

Page 1 of 2

Slovakiaring
Circuit Length = 5.9220 km.
Start: 15:49 End: 16:12

Printed - 16:19 Sunday, 28 April 2013

2013 FIA World Touring Car Championship

RACE 2 - LAP CHART

(contd.)

Lap 6			Lap 7			Lap 8			Lap 9			Lap 10		
No	Behind	Laptime	No	Behind	Laptime	No	Behind	Laptime	No	Behind	Laptime	No	Behind	Laptime
15		2:13.997	15		2:14.196	15		2:14.583	15		2:15.251	15		2:14.548
1	3.462	2:15.085	1	3.846	2:14.580	1	3.957	2:14.694	12	2.926	2:13.969	12	2.990	2:14.612
12	3.852	2:15.247	12	4.202	2:14.546	12	4.208	2:14.589	3	3.404	2:14.252	3	3.345	2:14.489
3	4.215	2:15.320	3	4.443	2:14.424	3	4.403	2:14.543	1	4.503	2:15.797	1	4.954	2:14.999
18	4.730	2:14.859	18	4.992	2:14.458	18	5.061	2:14.652	18	4.865	2:15.055	18	5.222	2:14.905
74	5.486	2:17.390	74	6.449	2:15.159	74	7.972	2:16.106	74	9.064	2:16.343	74	11.365	2:16.849
23	5.953	2:15.810	23	6.841	2:15.084	23	8.230	2:15.972	23	9.332	2:16.353	23	11.625	2:16.841
5	6.165	2:15.733	5	7.058	2:15.089	5	8.420	2:15.945	9	9.890	2:16.101	9	11.816	2:16.474
9	6.842	2:14.948	9	7.562	2:14.916	9	9.040	2:16.061	25	10.257	2:16.069	25	12.265	2:16.556
25	7.537	2:14.941	25	8.093	2:14.752	25	9.439	2:15.929	5	10.415	2:17.246	55	12.498	2:16.440
26	8.500	2:15.048	55	8.827	2:14.310	55	9.780	2:15.536	55	10.606	2:16.077	26	12.827	2:16.361
55	8.713	2:14.982	26	10.217	2:15.913	26	10.607	2:14.973	26	11.014	2:15.658	17	13.678	2:15.517
17	12.792	2:15.278	17	13.076	2:14.480	17	12.929	2:14.436	17	12.709	2:15.031	73	14.651	2:14.686
10	13.294	2:16.452	73	14.696	2:14.851	73	14.975	2:14.862	73	14.513	2:14.789	10	18.518	2:16.321
73	14.041	2:14.580	10	15.069	2:15.971	10	16.159	2:15.673	10	16.745	2:15.837	38	19.887	2:15.871
38	15.587	2:15.773	38	16.830	2:15.439	38	18.040	2:15.793	38	18.564	2:15.775	19	20.246	2:15.830
19	15.939	2:15.800	19	17.010	2:15.267	19	18.306	2:15.879	19	18.964	2:15.909	14	22.418	2:15.165
14	21.328	2:14.731	14	21.940	2:14.808	14	22.297	2:14.940	14	21.801	2:14.755	22	31.643	2:17.622
22	22.912	2:15.992	22	24.811	2:16.095	22	26.771	2:16.543	22	28.569	2:17.049	37	32.076	2:17.621
37	23.665	2:16.299	37	25.656	2:16.187	37	27.555	2:16.482	37	29.003	2:16.699	8	35.472	2:17.551
8	25.901	2:16.689	8	28.498	2:16.793	8	30.882	2:16.967	8	32.469	2:16.838	5	54.663	2:58.796P

Weather/Track: Sun 23C/Dry 37C

www.mstworld.com

Page 2 of 2

Slovakiaring
Circuit Length = 5.9220 km.
Start: 15:49 End: 16:12

Printed - 16:19 Sunday, 28 April 2013