

2012-13 PENN MEN'S BASKETBALL FACTBOOK

Table of Contents

2012-13 Schedule	2
Media Information	3
Penn in the Ivy League	4-7
All-Time Ivy League Champions	4
Penn's All-Time All-Ivy	5
2012-13 Ivy Composite Schedule	6-7
Penn Athletics Hall of Fame	7
Penn in the Philadelphia Big 5	8-9
Penn's Big 5 Yearly Award Winners	9
Penn's Big 5 Hall of Famers	9
Penn's All-Time All-Big 5	9
Did You Know? Fun Facts	10
Coaching/Support Staff	11-13
Head Coach Jerome Allen.....	11
Asst. Coach Scott Pera.....	12
Asst. Coach Ira Bowman.....	12
Asst. Coach Jason Polykoff.....	13
Coord. of Ops Julie Greger-Grant	13
2012-13 Roster	14
Numerical	
Alphabetical	
Pronunciation Guide	
By Class	
2012-13 Preseason Notes	15
Meet the Quakers	16-25
Miles Cartwright.....	16
Fran Dougherty	17
Cameron Gunter.....	18
Dau Jok	19
Steve Rennard.....	20
Henry Brooks	21
Camryn Crocker	22
Keelan Cairns	23
Simeon Esprit	23
Greg Louis	24
Patrick Lucas-Perry	24
Julian Harrell	25
Tony Hicks	25

Jamal Lewis.....	25
Darien Nelson-Henry.....	25
2011-12 Season in Review	26-43
Individual Statistics (All, Ivy).....	26
Individual Game Highs	26
Game-by-Game Results	27
Team Game Highs	27
Individual Points-Rebounds-Assists	28
Team/Opponent Game-by-Game.....	29
Game Recaps/Box Scores	30-40
Penn Players in Ivy Stats.....	41
Philadelphia Big 5 Recap.....	41
Ivy League Team Statistics	42-43
Ivy League Standings.....	42
All-Ivy Teams	43
All-Time vs. All Opponents	44
All-Time Results vs.	45-51
Binghamton	45
Brown.....	45
Butler.....	45
Columbia.....	45-46
Cornell	46
Dartmouth	47
Delaware	47
Drexel.....	47
Fairfield	47
Harvard	47-48
La Salle	48
Lafayette	48
NJIT	48
Penn State.....	49
Princeton.....	49
Saint Joseph's.....	50
Temple	50
UMBC.....	50
Villanova	50
Virginia	50
Wagner.....	50
Yale.....	50-51
History/Records	52-92
All-Time Coaching Records.....	52-53
Penn/Opponent Yearly Stats	54-55
All-Time Captains.....	56
Individual Game Records	57
Individual Season Records	58-59
Individual Career Records.....	60-61
Team Records	62-64
Penn's 100-Point Games.....	65
Opponent 100-Point Games.....	65
Penn's Overtime Games	65
Year-by-Year Statistical Leaders.....	66-68
The Last Time.....	69
Penn in the NCAA Tournament.....	70
Penn in the Pros.....	71
Penn in the National Polls	71
All-Time Letterwinners	72-75
Penn Players by Uniform Number	76-79
All-Time Team Awards	80
All-Time Results by Year.....	81-92

2012-13 Penn Basketball Fact Book Credits

The **2012-13 Penn Men's Basketball Fact Book** was published by the University of Pennsylvania's Office of Athletic Communications. The book was written and produced by Mike Mahoney with special help from Ryan Pratt, designed by Eric Dolan, and edited by Eric Dolan, Chas Dorman and Alex Keil. **Cover and layout design:** Mike Mahoney, Eric Dolan.

Special Thanks to: Ryan Pratt of Drexel, Penn Athletic Communications student assistants, University of Pennsylvania Archives, The Ivy League, Ivy League sports information directors, Penn basketball office staff and coaches.

Fact Book is current as of November 1, 2012.

2012-13 Quick Facts

Name: University of Pennsylvania (Penn)

Location (Zip): Philadelphia, Pa. (19104)

Founded: 1740

Enrollment: 10,394

Nickname: Quakers

School Colors: Red and Blue

Arena/Capacity: The Palestra/8,722

Affiliation: NCAA Division I

Conference: Ivy League

President: Dr. Amy Gutmann

Athletic Director: Steve Bilsky, W'71

Athletic Dept. Phone: 215.898.6121

Ticket Office Phone: 215.898.6151

TEAM INFORMATION

2012-13 Captains: Miles Cartwright, Fran Dougherty, Dau Jok

2011-12 Overall Record: 20-13

(12-7 home/8-6 away/0-0 neutral)

2011-12 Ivy League Record/Finish: 11-3/2nd

Starters Returning/Lost: 2/3

Letterwinners Returning/Lost: 9/5

Ivy League Honorees Returning: 0

COACHING STAFF

Head Coach: Jerome Allen (Penn '09)

Record at Penn: 39-43 (3 seasons)*

Career Record: same

**Allen coached the last 21 games of the 2009-10 season as interim head coach.*

Assistant Coaches:

Scott Pera (PSU Harrisburg '89) - 1st season

Ira Bowman (Penn '96) - 1st season

Jason Polykoff (Haverford '96) - 1st season

Coord. of Operations:

Julie Greger-Grant

Athletic Trainer: Phil Samko

Basketball Office Phone:

215.898.0280

HISTORY

First Year of Basketball: 1897-98

Overall All-Time Record: 1,676-987-1

Ivy League Championships: 25


NCAA Tournament Appearances: 23

NIT Appearances: 1

Last Postseason Appearance:

2012 CBI

(defeated Quinnipiac; lost to Butler)


2012-13 SCHEDULE

Date	Opponent	Time	TV	Radio
Friday, Nov. 9	UMBC	7 p.m.		WXPB 88.5 FM
Monday, Nov. 12	vs. Delaware (NIT)	9:30 p.m.		WNTP 990 AM
Tuesday, Nov. 13	vs. Fairfield/Virginia (NIT)	4:30/7	TBA	TBA/WXPB 88.5 FM
Saturday, Nov. 17	DREXEL	4 p.m.		WFIL 560 AM
Nov. 19-20	NIT Consolations (sites TBA)	TBA	TBA	TBA
Wednesday, Nov. 21	NIT Semifinals (MSG)	7/9:30	ESPNU/ESPN2	TBA
Friday, Nov. 23	NIT 3rd Place/Final (MSG)	2:30/4:30	ESPN	TBA
Wednesday, Nov. 28	BINGHAMTON	7 p.m.		WXPB 88.5 FM
Saturday, Dec. 1	at Penn State	2 p.m.	ESPN3.com	WFIL 560 AM
Saturday, Dec. 8	VILLANOVA #	8 p.m.	NBC SN	WNTP 990 AM
Friday, Dec. 21	at Delaware	7 p.m.		WNTP 990 AM
Saturday, Dec. 29	at Wagner	4 p.m.		WFIL 560 AM
Wednesday, Jan. 2	at Butler	7 p.m.		WXPB 88.5 FM
Saturday, Jan. 5	at La Salle #	2 p.m.		WFIL 560 AM
Tuesday, Jan. 8	LAFAYETTE	7:30 p.m.		WNTP 990 AM
Saturday, Jan. 12	at Princeton*	6 p.m.	NBC SN	WXPB 88.5 FM
Thursday, Jan. 17	at NJIT	7:30 p.m.		WNTP 990 AM
Saturday, Jan. 19	SAINT JOSEPH'S #	5 p.m.	ESPNU	WNTP 990 AM
Wednesday, Jan. 23	at Temple #	7 p.m.		TBA
Friday, Feb. 1	COLUMBIA*	7 p.m.		WXPB 88.5 FM
Saturday, Feb. 2	CORNELL*	7 p.m.		WFIL 560 AM
Friday, Feb. 8	YALE*	7 p.m.		WXPB 88.5 FM
Saturday, Feb. 9	BROWN*	7 p.m.		WFIL 560 AM
Friday, Feb. 15	at Harvard*	7 p.m.		WXPB 88.5 FM
Saturday, Feb. 16	at Dartmouth*	7 p.m.		WNTP 990 AM
Friday, Feb. 22	at Cornell*	7 p.m.		WXPB 88.5 FM
Saturday, Feb. 23	at Columbia*	7 p.m.		WNTP 990 AM
Friday, March 1	DARTMOUTH*	7 p.m.		WXPB 88.5 FM
Saturday, March 2	HARVARD*	6 p.m.	NBC SN	WFIL 560 AM
Friday, March 8	at Brown*	7 p.m.		WXPB 88.5 FM
Saturday, March 9	at Yale*	7 p.m.		WNTP 990 AM
Tuesday, March 12	PRINCETON*	7:30 p.m.		WNTP 990 AM

* Ivy League game

Philadelphia Big 5 game

(NIT) NIT Preseason Tip-Off

(MSG) Madison Square Garden, New York, N.Y.

Interview Policy

Penn men's basketball coach Jerome Allen and Quaker players generally are available for interviews before practices. Please contact Mike Mahoney (215-898-9232 or mahoneyw@upenn.edu) in the Athletic Communications office at least one day in advance to request an interview. The Athletic Communications office will make every effort to accommodate requests as quickly as possible; this policy pertains to all Penn athletic administrators, coaches and student-athletes.

Press Credentials

Working press credentials to Penn home games at The Palestra can be obtained by contacting Mike Mahoney in Athletic Communications.

Parking

Parking is extremely limited around The Palestra; media members should contact the Athletic Communications office well in advance to secure parking.

Media Will Call

The Palestra media will call gate is at the arena's west (front) entrance. The Palestra's general will-call window is located to the far left of the main entrance OR in The Palestra ticket office, which is also located at the main entrance of the arena.

Print Media Seating

The Palestra can seat approximately 70 members of the working press. Print media reporters and electronic media not broadcasting the game are seated in the first two rows at the north end of the floor (behind the benches). The media room will be available during and following each game to transmit stories. The press row phone number at The Palestra is (215) 898-4324.

Photographers

Photographer locations are along each baseline; photographers are not to station themselves between the benches and the baskets, that area is reserved for cheerleaders. Flash photography is prohibited at all times.

Radio and TV Seating

Visiting radio broadcast crews are seated along press row except for TV games; in that case, radio is in the upper press level atop the North stands. Stations should confirm phone or ISDN lines through Mike Mahoney in Athletic Communications.

Television Cameras

TV cameras will be located in the South-side press box and at both ends of the floor, if desired. Television announcers sit at midcourt of the north side press row (with no exceptions). Television stations should contact Peggy Kowalski in the Penn Athletics Operations office at (215) 898-9231 to order University support personnel for a telecast.

Statistics

Box scores, halftime and postgame statistics are distributed during and after each contest. A full statistical package will also be available following the game.

Postgame Interview Policy

Following the end of each home basketball game, press conferences will be held in the Klatsky Press Room, which is located underneath the North stands behind the team benches. Generally, Penn Head Coach Jerome Allen and Penn players will go first in the interview room, followed by the opposing coach and (if requested) players. The Penn locker room is closed to the media at all times.

It's Penn, Please

The first time you mention us on-air or in your columns, please use our full name—the **University of Pennsylvania**. After that, we ask that you refer to us simply as **Penn**. We would ask that you refrain from calling us Pennsylvania at any time.

Thanks for your cooperation!

Penn on the Radio

WFIL 560 AM / WNTP 990 AM / WXPN 88.5 FM



Brian Seltzer C'07 (left) and former Quaker player **Vince Curran ENG'92 W'92** (right) provide the radio play-by-play and commentary for Penn men's basketball.

A two-time Philadelphia Achievement in Radio (A.I.R.) Award recipient, Seltzer can also be heard in the fall as the play-by-play voice of Penn football. He has made a name locally with his work covering the Philadelphia Eagles for ESPN 950 AM/97.5 The Fanatic. In addition, the last three summers Seltzer served as the radio voice of the Philadelphia Phillies' Double-A baseball team, the Reading Phillies.

Curran is one of the most recognizable figures in the Penn men's basketball family. In addition to his radio gig with the Quakers, he is a frequent guest on Comcast SportsNet's "Daily News Live." As an indication of the respect Coach Allen has for his basketball knowledge, in 2009-10 Curran took a hiatus from his broadcasting duties to step in as an assistant coach when Allen was promoted to interim head coach in December.



Athletic Communications

Mike Mahoney, director

Work: 215-898-9232

Cell: 267-278-7795

Email: mahoneyw@upenn.edu

Address

Weightman Hall
235 South 33rd Street
Philadelphia, PA 19104



25

The number of Ivy League titles Penn has won in men's basketball. After Penn and Princeton, no one else has won more than four titles in the 56-year history of the Ivy League.

16

Ivy League Players of the Year, more than any other school.

3

Penn players who have earned Ivy League Player of the Year twice—Jerome Allen, Ugonna Onyekwe and Ibby Jaaber. Only two other players have doubled up on the award.

7

Penn players who have been named Ivy League Rookie of the Year, the most recent being Tyler Bernardini in 2007-08.

7

Undefeated Ivy League campaigns, including five since 1992-93. The rest of the Ivy League has had six combined.

48

Penn's Ivy League win streak from 1993-96, the longest in Ancient Eight history and the second-longest conference winning streak in NCAA Division I history. The win streak included three straight undefeated campaigns (1993, 1994, 1995).

41

Players who have been awarded a total of 68 first-team All-Ivy honors; no other school has had as many first-team All-Ivy selections.

In 1901-02 Columbia, Cornell, Harvard, Princeton and Yale formed the Eastern Intercollegiate Basketball League (EIL). By 1955-56 Brown, Dartmouth and Penn had joined, and, in accordance with the Presidents' Agreement of 1954, the group was renamed the Ivy League. **Penn's Ivy League men's basketball championships (since 1956-57) are listed in bold italics.**

Year	Champion	Record	Year	Champion	Record
1901-02	Yale	6-2	1956-57	Yale	12-2
1902-03	Yale	7-1	1957-58	Dartmouth	11-3
1903-04	Columbia	10-0	1958-59	Dartmouth*	13-1
1904-05	Columbia	8-0		Princeton	13-1
1905-06	Penn	9-1	1959-60	Princeton	11-3
1906-07	Yale	9-1	1960-61	Princeton	11-3
1907-08	Penn	8-0	1961-62	Yale	13-1
1908-09	No formal league		1962-63	Princeton*	11-3
1909-10	No formal league			Yale	11-3
1910-11	Columbia	7-1	1963-64	Princeton	12-2
1911-12	Columbia	8-2	1964-65	Princeton	13-1
1912-13	Cornell	7-1	1965-66	Penn	12-2
1913-14	Cornell	8-2	1966-67	Princeton	13-1
	Columbia	8-2	1967-68	Columbia*	12-2
1914-15	Yale	8-2		Princeton	12-2
1915-16	Penn*	8-2	1968-69	Princeton	14-0
	Princeton	8-2	1969-70	Penn	14-0
1916-17	Yale	9-1	1970-71	Penn	14-0
1917-18	Penn	9-1	1971-72	Penn	13-1
1918-19	No formal league		1972-73	Penn	12-2
1919-20	Penn	10-0	1973-74	Penn	13-1
1920-21	Penn	9-1	1974-75	Penn	13-1
1921-22	Princeton*	8-2	1975-76	Princeton	14-0
	Penn	8-2	1976-77	Princeton	13-1
1922-23	Yale	7-3	1977-78	Penn	12-2
1923-24	Cornell	8-2	1978-79	Penn	13-1
1924-25	Princeton	9-1	1979-80	Penn*	11-3
1925-26	Columbia	9-1		Princeton	11-3
1926-27	Dartmouth*	7-3	1980-81	Penn	13-1
	Princeton	7-3		Princeton*	13-1
1927-28	Penn*	7-3	1981-82	Penn	12-2
	Princeton	7-3	1982-83	Princeton	12-2
1928-29	Penn	8-2	1983-84	Princeton	10-4
1929-30	Columbia	9-1	1984-85	Penn	10-4
1930-31	Columbia	10-0	1985-86	Brown	10-4
1931-32	Princeton*	8-2	1986-87	Penn	10-4
	Columbia	8-2	1987-88	Cornell	11-3
1932-33	Yale	8-2	1988-89	Princeton	11-3
1933-34	Penn	10-2	1989-90	Princeton	11-3
1934-35	Penn*	10-2	1990-91	Princeton	14-0
	Columbia	10-2	1991-92	Princeton	12-2
1935-36	Columbia	12-0	1992-93	Penn	14-0
1936-37	Penn	12-0	1993-94	Penn	14-0
1937-38	Dartmouth	8-4	1994-95	Penn	14-0
1938-39	Dartmouth	10-2	1995-96	Penn	12-2
1939-40	Dartmouth	11-1		Princeton*	12-2
1940-41	Dartmouth	10-2	1996-97	Princeton	14-0
1941-42	Dartmouth*	10-2	1997-98	Princeton	14-0
	Princeton	10-2	1998-99	Penn	13-1
1942-43	Dartmouth	11-1	1999-2000	Penn	14-0
1943-44	Dartmouth	8-0	2000-01	Princeton	11-3
1944-45	Penn	5-1	2001-02	Penn*	11-3
1945-46	Dartmouth	7-1		Princeton	11-3
1946-47	Columbia	11-1		Yale	11-3
1947-48	Columbia	11-1	2002-03	Penn	14-0
1948-49	Yale	9-3	2003-04	Princeton	13-1
1949-50	Princeton	11-1	2004-05	Penn	13-1
1950-51	Columbia	12-0	2005-06	Penn	12-2
1951-52	Princeton	10-2	2006-07	Penn	13-1
1952-53	Penn	10-2	2007-08	Cornell	14-0
1953-54	Cornell*	11-3	2008-09	Cornell	11-3
	Princeton	11-3	2009-10	Cornell	13-1
1954-55	Princeton*	10-4	2010-11	Princeton*	12-2
	Columbia	10-4		Harvard	12-2
	Penn	10-4	2011-12	Harvard	12-2
1955-56	Dartmouth	10-4			

* tied for Ivy League championship but won playoff



Ivy League Players of the Year (16)

Year	Player(s)
1974-75	Ron Haigler
1977-78	Keven McDonald
1978-79	Tony Price
1981-82	Paul Little
	Craig Robinson (Princeton)
1986-87	Perry Bromwell
1992-93	Jerome Allen
	Buck Jenkins (Columbia)
1993-94	Jerome Allen
1994-95	Matt Maloney
1995-96	Ira Bowman
1999-2000	Michael Jordan
2001-02	Ugonna Onyekwe
2002-03	Ugonna Onyekwe
2004-05	Tim Begley
2005-06	Ibrahim Jaaber
2006-07	Ibrahim Jaaber
2011-12	Zack Rosen

Ivy League Rookies of the Year (7)

Year	Player(s)
1972-73	Ron Haigler
1975-76	Keven McDonald
1979-80	Paul Little
	Steve Leondis (Yale)
1990-91	Will McAllister
1996-97	Michael Jordan
1999-2000	Ugonna Onyekwe
2007-08	Tyler Bernardini

First-Team All-Ivy (41)

Jerome Allen	1992-93, 1993-94, 1994-95
Koko Archibong	2001-02
John Beecroft	1973-74, 1974-75
Tim Begley	2004-05
Steve Bilsky	1969-70
Ira Bowman	1995-96
Perry Bromwell	1984-85, 1985-86, 1986-87
Michael Brown	1982-83
Corky Calhoun	1969-70, 1970-71, 1971-72
Dick Censits	1957-58
Hassan Duncombe	1989-90
John Engles	1975-76
Walt Frazier	1988-89
Ron Haigler	1972-73, 1973-74, 1974-75
Ken Hall	1980-81
Phil Hankinson	1971-72, 1972-73
Ibrahim Jaaber	2005-06, 2006-07
Michael Jordan	1997-98, 1998-99, 1999-00
Tim Krug	1995-96
Matt Langel	1999-2000
Barton Leach	1954-55
Bruce Lefkowitz	1986-87
Paul Little	1981-82
Matt Maloney	1992-93, 1993-94, 1994-95
Keven McDonald	1975-76, 1976-77, 1977-78
Bob Mlkvy	1959-60
Bob Morse	1971-72
Jeff Neuman	1963-64, 1964-65, 1965-66
Ugonna Onyekwe	2001-02, 2002-03
Stan Pawlak	1963-64, 1964-65, 1965-66
Lamar Plummer	2000-01
Tony Price	1978-79
Paul Romanczuk	1998-99
Zack Rosen	2009-10, 2010-11, 2011-12
James Salters	1979-80
Jeff Schiffner	2002-03, 2003-04
Joe Sturgis	1955-56
Andrew Toole	2001-02
Matt White	1978-79
Dave Wohl	1968-69, 1970-71
Mark Zoller	2005-06, 2006-07

Second-Team All-Ivy (34)

Sid Amira	1962-63
Koko Archibong	2002-03
Tim Begley	2003-04
Bob Bigelow	1974-75
Steve Bilsky	1968-69, 1970-71
Ira Bowman	1994-95
Michael Brown	1981-82
Paul Chambers	1991-92
Jack Eggleston	2009-10
Chuck Fitzgerald	1965-66
Walt Frazier Jr.	1987-88
Brian Grandieri	2006-07, 2007-08
Ibrahim Jaaber	2004-05
Bruce Lefkowitz	1985-86
Paul Little	1979-80, 1980-81, 1982-83
Bob Mlkvy	1960-61
Eric Moore	1994-95

Bob Morse	1969-70, 1970-71
Donald Moxley	1995-96
Ugonna Onyekwe	1999-2000, 2000-01
Geoff Owens	1999-2000, 2000-01
Barry Pierce	1991-92, 1992-93
Tyrone Pitts	1987-88
Tony Price	1977-78
Bob Purdy	1961-62
Karl Racine	1983-84, 1984-85
Dave Robinson	1962-63
Paul Romanczuk	1997-98
James Salters	1978-79
George Schmidt	1958-59
Jerry Simon	1989-90
Andrew Toole	2002-03
Shawn Trice	1994-95
John Wideman	1961-62, 1962-63

Honorable Mention

All-Ivy (39)

Anthony Arnolie	1983-84
Tim Begley	2002-03
Rob Belcore	2011-12
Tyler Bernardini	2007-08, 2008-09
Joe Bowman	1958-59
Frank Burgess	1965-66
Ray Carazo	1962-63, 1963-64
Dick Censits	1956-57
Adam Chubb	2003-04
Joe Cook	1959-60
Steve Danley	2004-05, 2005-06
Jack Eggleston	2010-11
John Engles	1973-74
Phil Hankinson	1970-71
John Hellings	1963-64
Henry Johnson	1974-75
Bill Jones	1975-76
Michael Jordan	1996-97
Scott Kegler	1994-95
Paul Kelson	1956-57
Matt Langel	1998-99
Bruce Lefkowitz	1984-85
Mark Lonetto	1974-75, 1975-76, 1976-77
George Noon	1980-81
Tom Northrup	1966-67, 1967-68
Eric Osmundson	2005-06
Jeff Osowski	1966-67
Geoff Owens	1998-99
Angelo Reynolds	1980-81
Paul Romanczuk	1996-97
Jack Saxenmeyer	1957-58
George Schmidt	1957-58
Jerry Simon	1987-88
Tim Smith	1976-77, 1978-79
Charles Snell	1966-67
Shawn Trice	1993-94
Bobby Willis	1976-77
Dave Wohl	1969-70
Mark Zoller	2004-05



2012-13 IVY LEAGUE COMPOSITE SCHEDULE

All times Eastern
*Ivy League game

FRIDAY, NOVEMBER 9

MIT at Harvard, 7 pm
UMBC at Penn, 7 pm

SATURDAY, NOVEMBER 10

Western Michigan at Cornell, Noon
Princeton at Buffalo, Noon
1-Yale vs. Sacred Heart, 5:30 pm
Columbia at Furman, 7 pm
Maine at Dartmouth, 7 pm

SUNDAY, NOVEMBER 11

Brown at Binghamton, 2 pm

MONDAY, NOVEMBER 12

2-Yale at Saint Joseph's, 7 pm
3-Penn vs. Delaware, 9:30 pm

TUESDAY, NOVEMBER 13

4-Harvard at Massachusetts, 10 am [ESPN]
3-Penn vs. Fairfield/Virginia, 4:30/7 pm [ESPN3]
Northeastern at Princeton, 7 pm
New Hampshire at Dartmouth, 7 pm
Haverford at Columbia, 7:30 pm

WEDNESDAY, NOVEMBER 14

Saint Bonaventure at Cornell, 7 pm

THURSDAY, NOVEMBER 15

Brown at Central Connecticut State, 7:30 pm

FRIDAY, NOVEMBER 16

Saint Peter's at Cornell, 7 pm
Rutgers at Princeton, 7 pm
Manhattan at Harvard, 7:30 pm
2-Yale at Evansville, 8:35 pm

SATURDAY, NOVEMBER 17

Drexel at Penn, 4 pm
2-Yale vs. Buffalo (Evansville, Ind.), 6 pm
Brown at Maine, 7 pm
Marist at Columbia, 7 pm

SUNDAY, NOVEMBER 18

2-Yale vs. Western Illinois, 3 pm
5-Cornell at Wisconsin, 6 pm [ESPN3]

TUESDAY, NOVEMBER 20

Columbia at Villanova, 7 pm [ESPN3]
Harvard at Saint Joseph's, 7:30 pm
5-Cornell at Arizona State, 9 pm [PAC-12]

WEDNESDAY, NOVEMBER 21

Bryant at Brown, 7 pm
3-Penn vs. TBA, 7 [ESPNU] /9:30 pm [ESPN2]
Princeton at Syracuse, 7 pm [TIME WARNER]
Yale at Vermont, 7 pm

FRIDAY, NOVEMBER 23

3-Penn vs. TBA, 2:30/4:30 pm [ESPN]
6-Columbia vs. Wayland Baptist, 9 pm
5-Cornell vs. Presbyterian, TBA

SATURDAY, NOVEMBER 24

Saint Francis (N.Y.) at Brown, 2 pm
IPFW at Dartmouth, 2 pm
Princeton at Lafayette, 2 pm
Army at Yale, 2 pm
6-Columbia at San Francisco, 10 pm
5-Cornell vs. Longwood/Florida A&M, TBA

TUESDAY, NOVEMBER 27

Dartmouth at Bucknell, 7 pm
Vermont at Harvard, 7 pm

WEDNESDAY, NOVEMBER 28

Columbia at LIU Brooklyn, 7 pm
Stony Brook at Cornell, 7 pm
Binghamton at Penn, 7 pm
Princeton at Wagner, 7 pm

THURSDAY, NOVEMBER 29

Sacred Heart at Brown, 7 pm
Hartford at Yale, 7 pm

SATURDAY, DECEMBER 1

Brown at New Hampshire, 1 pm
Fordham at Harvard, 1 pm
Dartmouth at Longwood, 2 pm
Penn at Penn State, 2 pm [ESPN3]
Colgate at Cornell, 4 pm
Bucknell at Columbia, 7 pm
Princeton at Kent State, 7 pm

TUESDAY, DECEMBER 4

Dartmouth at Elon, 7 pm
Harvard at Boston College, 7 pm [ESPN3]

WEDNESDAY, DECEMBER 5

Yale at Bryant, 7 pm

FRIDAY, DECEMBER 7

Harvard at Connecticut, 7 pm [SNY]

SATURDAY, DECEMBER 8

Yale at New Hampshire, 1 pm
Drexel at Princeton, 2 pm
Dartmouth at Holy Cross, 4 pm
Brown at Notre Dame, 7 pm [ESPN3]
Villanova at Penn, 8 pm [NBCSN]

SUNDAY, DECEMBER 9

Columbia at American, 2 pm

TUESDAY, DECEMBER 11

Boston University at Harvard, 7 pm

WEDNESDAY, DECEMBER 12

Dartmouth at Vermont, 7 pm

SATURDAY, DECEMBER 15

7-Princeton vs. Fordham, 2 pm
Dartmouth at Arizona State, 3 pm

MONDAY, DECEMBER 17

Cornell at Vanderbilt, 9 pm [ESPNU]

TUESDAY, DECEMBER 18

Albertus Magnus at Yale, 7 pm

WEDNESDAY, DECEMBER 19

Cornell at Duke, 7 pm [ESPNU]

THURSDAY, DECEMBER 20

Rider at Princeton, 7 pm

FRIDAY, DECEMBER 21

Penn at Delaware, 7 pm

SATURDAY, DECEMBER 22

Cornell at Boston University, 1 pm
Dartmouth at Bryant, 1 pm
Holy Cross at Harvard, 2 pm
Elon at Columbia, 4 pm
Bucknell at Princeton, 7 pm

SUNDAY, DECEMBER 23

Brown at Northwestern, 1:30 pm [BTN]

FRIDAY, DECEMBER 28

Providence at Brown, 7 pm
Cornell at Saint Francis (Pa.), 7 pm
Yale at Nevada, 10 pm

SATURDAY, DECEMBER 29

Manhattan at Columbia, 4 pm
Penn at Wagner, 4 pm
Harvard at California, 8 pm [PAC-12]

SUNDAY, DECEMBER 30

Cornell at Binghamton, 2 pm
Yale at Saint Mary's (Calif.), 5:30 pm
Princeton at Akron, 7 pm

MONDAY, DECEMBER 31

Dartmouth at Boston College, 2 pm [ESPN3]
Brown at Albany, 4 pm
Harvard at Saint Mary's (Calif.), 8 pm [ESPN2]

TUESDAY, JANUARY 1

Yale at Iowa State, 1 pm

WEDNESDAY, JANUARY 2

Colgate at Columbia, 7 pm
Bucknell at Cornell, 7 pm
Penn at Butler, 7 pm

FRIDAY, JANUARY 4

Brown at Rhode Island, 7 pm
Yale at Holy Cross, 7 pm

SATURDAY, JANUARY 5

Princeton at Elon, Noon
Penn at La Salle, 2 pm
Columbia at Army, 3 pm
Rice at Harvard, 4 pm
Colgate at Dartmouth, 7 pm

SUNDAY, JANUARY 6

Cornell at American, 2 pm
Florida at Yale, 5:30 pm [NBCSN]

TUESDAY, JANUARY 8

Niagara at Brown, 7 pm
Columbia at Holy Cross, 7 pm
Army at Dartmouth, 7 pm
Lafayette at Penn, 7:30 pm

SATURDAY, JANUARY 12

Daniel Webster at Brown, 2 pm
College at Old Westbury at Cornell, 2 pm
Oberlin at Yale, 2 pm
*Harvard at Dartmouth, 4 pm
*Penn at Princeton, 6 pm [NBCSN]

THURSDAY, JANUARY 17

Colby-Sawyer at Dartmouth, 7 pm
Penn at NJIT, 7:30 pm

SATURDAY, JANUARY 19

Harvard at Memphis, 12:30 pm [FSN]
*Columbia at Cornell, 3 pm [NBCSN]
Saint Joseph's at Penn, 5 pm [ESPNU]
*Yale at Brown, 7 pm

WEDNESDAY, JANUARY 23

Penn at Temple, 7 pm



SATURDAY, JANUARY 26

*Dartmouth at Harvard, 2 pm [NBCSN]
 *Brown at Yale, 2 pm
 *Cornell at Columbia, 7 pm

SUNDAY, JANUARY 27

The College of New Jersey at Princeton, 2 pm

FRIDAY, FEBRUARY 1

*Brown at Dartmouth, 7 pm
 *Columbia at Penn, 7 pm
 *Cornell at Princeton, 7 pm
 *Yale at Harvard, 7 pm

SATURDAY, FEBRUARY 2

*Columbia at Princeton, 6 pm [NBCSN]
 *Brown at Harvard, 7 pm
 *Cornell at Penn, 7 pm
 *Yale at Dartmouth, 7 pm

FRIDAY, FEBRUARY 8

*Brown at Princeton, 7 pm
 *Dartmouth at Columbia, 7 pm
 *Harvard at Cornell, 7 pm
 *Yale at Penn, 7 pm

SATURDAY, FEBRUARY 9

*Yale at Princeton, 6 pm
 *Brown at Penn, 7 pm
 *Harvard at Columbia, 7 pm
 *Dartmouth at Cornell, 7 pm

FRIDAY, FEBRUARY 15

*Columbia at Brown, 7 pm
 *Cornell at Yale, 7 pm
 *Princeton at Dartmouth, 7 pm
 *Penn at Harvard, 7 pm

SATURDAY, FEBRUARY 16

*Cornell at Brown, 6 pm
 *Columbia at Yale, 7 pm
 *Penn at Dartmouth, 7 pm
 *Princeton at Harvard, 7 pm [NBCSN]

FRIDAY, FEBRUARY 22

*Harvard at Brown, 7 pm
 *Princeton at Columbia, 7 pm
 *Penn at Cornell, 7 pm
 *Dartmouth at Yale, 7 pm

SATURDAY, FEBRUARY 23

*Dartmouth at Brown, 6 pm
 *Penn at Columbia, 7 pm
 *Princeton at Cornell, 7 pm
 *Harvard at Yale, 8 pm [CBSN]

FRIDAY, MARCH 1

*Brown at Cornell, 7 pm
 *Dartmouth at Penn, 7 pm
 *Harvard at Princeton, 7 pm [ESPNU]
 *Yale at Columbia, 7 pm

SATURDAY, MARCH 2

*Dartmouth at Princeton, 6 pm
 *Harvard at Penn, 6 pm [NBCSN]
 *Brown at Columbia, 7 pm
 *Yale at Cornell, 7 pm

FRIDAY, MARCH 8

*Penn at Brown, 7 pm
 *Columbia at Harvard, 7 pm
 *Cornell at Dartmouth, 7 pm
 *Princeton at Yale, 7 pm

SATURDAY, MARCH 9

*Cornell at Harvard, 5:30 pm [NBCSN]
 *Princeton at Brown, 6 pm
 *Columbia at Dartmouth, 7 pm
 *Penn at Yale, 7 pm

TUESDAY, MARCH 12

*Princeton at Penn, 7:30 pm

THURSDAY, MARCH 14

Ivy League Playoff (if necessary)

SATURDAY, MARCH 16

Ivy League Playoff (if necessary)

- 1-Connecticut 6 Classic (West Hartford, Conn.)
- 2-NABC Coaches vs. Cancer Classic (Philadelphia; Evansville, Ind.; Oakland City, Ind.)
- 3-Dick's Sporting Goods NIT Season Tip-Off (Regional-Charlottesville, Va.; Semis/Final-Madison Square Garden, New York)
- 4-ESPN Tip-Off Marathon (Las Vegas, Nev.)
- 5-Continental Tire Las Vegas Invitational (Las Vegas, Nev.)
- 6-San Francisco Hilltop Classic (San Francisco, Calif.)
- 7-Barclays Center, Brooklyn, N.Y.

Men's Basketball in the Penn Athletics Hall of Fame

The University of Pennsylvania inducted its inaugural Athletics Hall of Fame class, consisting of 46 members, on April 13, 1996. Since then, seven more classes have been elected, the most recent in May 2012.

Candidates for the Penn Athletics Hall of Fame must have earned their last letter at least 10 years prior to their induction; coaching candidates must have coached at least five years at Penn and no longer be actively coaching at the University. Candidates must be nominated by a third party to be considered for induction.

Below is a list of names of former Penn men's basketball players and coaches who have been inducted into the Penn Athletics Hall of Fame.

Class I

Ernie Beck
 David "Corky" Calhoun
 Richard. J. Censits
 Ronald Haigler
 Dick Harter
 Donald S. Kellett
 Henry Kozloff
 Robert Morse
 Anthony Price

Class II

Steven J. Bilsky
 Howie Dallmar
 Chuck Daly
 Charles "Kid" Keinath
 Francis T. Murray
 John E. Wideman
 David B. Wohl

Class III

Jack McCloskey
 Jeff Neuman
 Stan Pawlak

Class IV

Perry D. Bromwell
 John Engles

Class V

Barton B. Leach
 H. Raymond "Dutch" Peck

Class VI

Herbert E. Lyon

Class VII

Francis Crossin

Class VIII

Bruce Lefkowitz
 Joe Sturgis
 Bob Weinbauer



La Salle • Penn • Saint Joseph's • Temple • Villanova

The Philadelphia Big 5 is unlike any basketball union in the country. An unsanctioned conference, the Big 5 groups Philadelphia's metropolitan universities in an unequalled basketball rivalry—the University of Pennsylvania out of the Ivy League; La Salle University, Saint Joseph's University and Temple University out of the Atlantic 10 Conference; and Villanova University from the Big East Conference.

The Big 5 is best known for the close games, the heated rivalries, The Palestra atmosphere, the long line of upsets, and the unique personalities involved.

The formation of the Big 5 was conceived by Penn athletic director Jerry Ford. Penn sports information director Bob Paul and the Quakers' business manager, John Rossiter, worked to put the round-robin format together. The other athletic directors who worked together to form the Big 5 were La Salle's Jim Henry, Saint Joseph's George Bertelsman, Temple's Josh Cody and Villanova's Ambrose (Bud) Dudley. University of Pennsylvania President Gaylord Harnwell announced the formation of the Big 5 at Penn's Houston Hall on November 23, 1954. On December 3, 1955, the first Philadelphia Big 5 doubleheader took place at The Palestra—and the rest is history.

For 36 seasons, the winner of the annual round robin was informally crowned as the city champion. Beginning in 1991-92,

the format was changed as each team played two Big 5 games on home courts throughout the city. After eight years, the 1999-2000 season saw the old format return, and a true Big 5 champion has once again been crowned every year since.

During the 1980 season the Philadelphia Big 5 added women's basketball to the city series, making this the 29th anniversary of Big 5 women's basketball. This partnership has remained intact and defines Philadelphia's collegiate sports tradition, with heated rivalries and fierce competition on the court, partnership and camaraderie off the court.

In a city that is passionate about its sports teams, the Philadelphia Big 5 is the embodiment of collegiate sports. It's the 8,700 fans that repeatedly fill the most storied basketball building in the country, The Palestra. It's about earning bragging rights when your school wins the City Series. It's students showing up hours before the game waiting to erupt when their team takes the floor. It's the look on a freshman's face when they get thrown into their first City Series game. It's student-athletes collecting canned goods for the poor, mentoring our city's youth, and holding clinics for young players. It's reaching countless fans and alums with something good, something wholesome, something historic.





Philadelphia Big 5 Championships (12)

1962-63	1976-77
1969-70	1978-79
1970-71	1980-81
1971-72	1991-92
1972-73	1993-94
1973-74	2001-02

Geasey Award (Big 5 Player of the Year)

1971-72	Corky Calhoun
1973-74	Ron Haigler
1974-75	Ron Haigler
1976-77	Keven McDonald
1978-79	Tony Price
2006-07	Ibrahim Jaaber
2011-12	Zack Rosen

Dave Zinkoff Award (Big 5 Rookie of the Year)

2007-08	Tyler Bernardini
2008-09	Zack Rosen

Harry Merrill Award (Most Inspirational Player)

1990-91	Ray Marshall
1991-92	Vince Curran
1993-94	Andy Baratta
1994-95	Eric Moore
2000-01	Geoff Owens
2002-03	Alex Wesby
2003-04	Charlie Copp
2004-05	Tim Begley
2008-09	Kevin Egee

George Paull Award (Most Improved Player)

1991-92	Barry Pierce
1996-97	Jed Ryan
1997-98	Matt Langel
1998-99	Geoff Owens
2001-02	Koko Archibong

Palumbo Award (Top Scorer)

2011-12	Zack Rosen
---------	------------

Cy Kaselman Award (Best Free Throw Shooter)

1991-92	Paul Chambers
1999-2000	Michael Jordan
2002-03	Jeff Schiffner
2009-10	Zack Rosen

Harry Litwack Award (Big 5 Coach of the Year)

1992-93	Fran Dunphy
1993-94	Fran Dunphy
2001-02	Fran Dunphy

Scholar Athlete Award

2011-12	Zack Rosen
---------	------------

Philadelphia Big 5 Hall of Fame Members

Inductee (Years at Penn)	Induction Year
Jerome Allen (1992-95)	2009
Bob Bigelow (1972-75)	1989
Steve Bilsky (1968-71)	1988
Corky Calhoun (1969-72)	1976
Dick Censits (1954-57)	1981
Chuck Daly (Coach 1972-77)	2001
John Engles (1973-76)	1995
Ron Haigler (1972-75)	1982
Phil Hankinson (1970-73)	1980
Dick Harter (Coach 1967-71)	1993
Matt Maloney (1993-95)	2012
Jack McCloskey (Coach 1957-66)	1994
Keven McDonald (1975-78)	1985
Bob McKee (Official Scorer)	1993
Bob Mlkvy (1958-61)	1998
Bob Morse (1969-72)	1977
Jeff Neuman (1963-66)	1984
Stan Pawlak (1963-66)	1973
Tony Price (1976-79)	1985
James "Booney" Salters (1978-80)	2008
Charles Scott (Asst. AD)	1981
Tim Smith (1976-79)	1999
Joe Sturgis (1953-56)	1983
Bob Weinbauer (Coach 1978-82)	2002
John Wideman (1960-63)	1974
Dave Wohl (1968-71)	1975

First-Team All-Big 5

Player	Years
Jerome Allen	1992-93, 1993-94, 1994-95
Bob Bigelow	1974-75
Ira Bowman	1995-96
Corky Calhoun	1969-70, 1970-71, 1971-72
Ray Carazo	1963-64
Dick Censits	1955-56, 1956-57, 1957-58
John Engles	1975-76
Ron Haigler	1973-74, 1974-75
Phil Hankinson	1971-72, 1972-73
Ibrahim Jaaber	2005-06, 2006-07
Michael Jordan	1997-98, 1998-99, 1999-00
Matt Maloney	1992-93, 1994-95
Keven McDonald	1975-76, 1976-77, 1977-78
Bob Mlkvy	1959-60, 1960-61
Bob Morse	1970-71, 1971-72
Jeff Neuman	1963-64, 1964-65
Ugonna Onyekwe	2001-02, 2002-03
Stan Pawlak	1963-64
Tony Price	1978-79
Zack Rosen	2010-11, 2011-12
James Salters	1979-80
George Schmidt	1958-59
Tim Smith	1978-79
Joe Sturgis	1955-56
John Wideman	1962-63
Mark Zoller	2006-07

Second-Team All-Big 5

Player	Years
Koko Archibong	2001-02
Tim Begley	2002-03, 2003-04
Perry Bromwell	1984-85, 1985-86, 1986-87
Michael Brown	1982-83
Paul Chambers	1991-92
Hassan Duncombe	1989-90
Jack Eggleston	2010-11
Brian Grandieri	2007-08
Tim Krug	1995-96
Matt Langel	1999-2000
Bruce Lefkowitz	1986-87
Paul Little	1981-82, 1982-83
Matt Maloney	1993-94
Ugonna Onyekwe	1999-2000
Barry Pierce	1992-93, 1993-94
Lamar Plummer	2000-01
Karl Racine	1984-85
Paul Romanczuk	1997-98, 1998-99
Zack Rosen	2009-10
Jeff Schiffner	2002-03, 2003-04
Jerry Simon	1989-90
Andrew Toole	2001-02, 2002-03
Mark Zoller	2005-06



• **The University of Pennsylvania participated in the first intercollegiate 5-on-5 basketball game in history?** On March 20, 1897, the Quakers were defeated by host Yale, 32-10. (Perhaps not surprisingly, Penn would wait nearly five years before playing its next intercollegiate game.)

• **Penn enters the 2012-13 season 10th on the NCAA Division I list of all-time winningest programs?** The Quakers' third win this season will be the 1,700th in program history.

1. Kentucky 2,090
2. Kansas 2,070
3. North Carolina 2,065
4. Duke 1,971
5. Syracuse 1,844
6. Temple 1,790
7. St. John's 1,737
8. UCLA 1,728
9. Notre Dame 1,723
- 10. Penn 1,697**
11. Indiana 1,690
12. Utah 1,670
13. Illinois 1,667

• **From 1970-79, Penn went 223-56 overall, a .799 win percentage?** The only schools with better win percentages during that decade were UCLA (273-27, .910) and Marquette (252-40, .863). UNC was fourth (239-65, .786), while Kentucky was fifth (223-69, .764).

• **Penn's 1970-71 team holds a unique distinction in the annals of college basketball?** That Quaker squad went 28-1 overall, losing in the NCAA Tournament East Regional final to Villanova. The Wildcats would later vacate the win due to the use of an ineligible player in the game. Thus, in the NCAA's eyes, Penn's record that year is 28-0—making them the only “undefeated” team in history to play in the NCAA Tournament but not win it. (There have been undefeated teams that did NOT play in the NCAA Tournament, most notably Kentucky in 1953-54 and N.C. State in 1972-73.)

• **Penn holds the second-longest conference winning streak in NCAA Division I history?** The Quakers won 48 straight Ivy League games from 1992-96, including three straight 14-0 seasons in 1992-93, 1993-94 and 1994-95. The overall record for conference wins is held by UCLA, which won 50 straight Pac-10 games from 1971-74.

• **Penn is the only team to defeat the University of North Carolina in an NCAA Tournament game played in the state of North Carolina?** On March 11, 1979, the ninth-seeded Quakers defeated the top-seeded Tar Heels, 72-71, in an East Regional second-round game played at Reynolds Coliseum in Raleigh. (That day is known by fans on Tobacco Road as “Black Sunday,” as second-seeded Duke also lost at Reynolds, to St. John's.) UNC has played 31 other NCAA Tournament games in the state during its history, and won them all.

• **Penn's 1919-20 team is considered that year's national champion?** The Quakers went 20-0 during the regular season, clinching the Eastern Intercollegiate League title with a four-overtime win over Princeton (still the most OTs played in program history). Penn then met the Western champion, the University of Chicago, in a best-of-three series to determine the national champion. The Quakers lost the first game in Chicago, 28-24, but rebounded to win Game 2 in Philadelphia, 29-18. The rubber game was played in Princeton, N.J., with Penn coming out on top, 23-21. Later, the Quakers were awarded the Helms Foundation National Championship. (Penn also played Chicago for the national championship at the end of the 1907-08 season, losing twice to the Maroons.)

• **Penn's home court, The Palestra, has hosted 48 NCAA Tournament games?** The first ones took place in the tournament's first year, 1939, when it hosted the East Regional. The most recent took place in 1984, when Penn hosted an opening-round tripleheader.


• **When Koko Archibong took the floor for Nigeria this summer at the 2012 Olympic Games in London, he became the first Penn basketball player to play in the Olympics?** The 2003 graduate was joined in London by fellow Quaker Susan Francia, a gold medal-winning rower for the United States. The University of Pennsylvania has been represented at every Summer Olympic Games since 1900, the only school to boast such a tradition.

• **Of the three most recent Penn players to play in the NBA, two are on the Quakers' current coaching staff?** Head Coach Jerome Allen played for Minnesota, Indiana and Denver from 1995-97, while assistant coach Ira Bowman played for Philadelphia and Atlanta from 1999-2001. (The third is Allen's classmate and backcourt mate at Penn for three years, Matt Maloney, who was with Houston, Chicago and Atlanta from 1996-2003 and started at point guard for the Rockets' Western Conference final team in 1996-97.)

• **Hall of Fame coach Chuck Daly was once the head coach at Penn?** Before he won a pair of NBA titles as head coach of the Detroit Pistons in 1989 and 1990, and before he headed up the “Dream Team” at the 1992 Olympic Games in Barcelona, Daly spent six years at the Quaker helm, going 125-38 (including a 74-10 Ivy League mark) and winning four Ivy titles.

• **The University of Virginia's director of athletics, Craig Littlepage, was a player and a head coach at Penn?** He wore the Red and Blue for three seasons during arguably the program's most prosperous period, 1971-73 (74-11 overall record, 39-3 Ivy League, 11-1 Big 5), and was co-captain of the 1972-73 squad. Littlepage later coached the Quakers for three seasons, from 1983-85, going a combined 40-39 and winning the Ivy title his last year. Penn will visit Littlepage and Virginia this year for its first two games in the NIT Season Tip-Off, Nov. 12 and 13.

• **Penn can also count among its alums the Executive Director of the National Association of Basketball Coaches (NABC), Jim Haney?** He graduated in 1971 after three seasons with the varsity, and earned the program's Bus McDonald Award as its most inspirational player as a senior. The Quakers were 68-13 (38-4 Ivy, 9-3 Big 5) during Haney's career.





“I am humbled by the opportunity to be the head coach at the University of Pennsylvania, which has provided me with so many amazing opportunities over the years. I am excited by the possibilities here, and I am excited by the strides we have made to bring this program back to prominence in the Ivy League and nationally.”

Penn Coaching Career

- Returned to Penn as a volunteer assistant for the 2009-10 season but promoted to the interim head coach position on Dec. 14, 2009.

- Formally named the John R. Rockwell Head Coach of Men's Basketball on March 30, 2010, after going 6-15 as interim coach.

- Penn improved from 6-22 his interim season—he was 6-15 as interim coach—to 13-15 his first full season, then 20-13 last year.


- In Ivy League play, Penn went 5-9 in Allen's interim year—he was head coach for every Ivy game that season—then improved to 7-7 in 2010-11 and improved upon that to go 11-3 and finish second last year, a game behind Harvard in the standings. (Penn went into its final game at Princeton with a chance to gain a share of the title, but fell to the Tigers 62-52.)

Penn Playing Career

- A four-year starter from 1992-95, led the Quakers to Ivy League titles each of his last three seasons, all of them coming via a perfect 14-0 mark. (Penn also won its last Ivy game his freshman year, in 1991-92, as well as its first five Ivy League games in 1995-96, giving the Quakers a 48-game Ivy winning streak that remains the conference record.)

- Ivy League Player of the Year in 1992-93 as a sophomore—sharing the honor with Columbia's Buck Jenkins—and again as a junior in 1993-94, making him one of three Penn players to earn the honor twice.

- Three-time first-team All-Ivy and All-Philadelphia Big 5 selection.



- Ended his career as the program's all-time leader in assists (504) and steals (166). Scored 1,488 career points, which is currently ninth on Penn's all-time scoring list, and grabbed 482 career rebounds from his guard position.

- Inducted into the Philadelphia Big 5 Hall of Fame in February 2009.

- Penn's 1992-93 squad went 22-5 overall, wresting the Ivy crown away from Princeton after the Tigers' four-year run before losing in the NCAA first round to Massachusetts.

- In 1993-94, Penn went 25-3 overall and earned an NCAA first-round victory over Nebraska before losing to Florida in the second round.

- Captain of the 1994-95 team that went 22-6 and again advanced to the NCAAs, losing to Alabama in overtime in the first round.

Pro Playing Career

- Second-round draft pick of the NBA's Minnesota Timberwolves and spent two seasons in the NBA with Minnesota, Indiana and Denver.

- He then enjoyed a stellar professional career in Europe—primarily Italy—before retiring at the end of the 2008-09 season.

Coaching Background

- In the summer of 2007 did an internship with the San Antonio Spurs, serving as an assistant coach on their summer league team at the Las Vegas NBA Summer League and the Rocky Mountain Review in Salt Lake City, Utah. As part of that program, he participated in both practice instructing and game scout.

- In February 2009, awarded the head coaching position for Snaidero Basket of Italy's Serie A, with whom he had previously played for four seasons. With that, he became the first person in 15 years to be promoted to head coach while still actively playing in one of the top European leagues (Italy, Spain, Greece, Russia, France, Turkey).

Philanthropy

- Founded Brothers Embracing Brothers (BEB) in 1997. In an attempt to convey the message of neighborhood involvement, BEB established a men's basketball league. Over the years BEB evolved and began working with the neighborhood youth. With a new mission in place, Hood Enriched was formed with the objective to cultivate the academic and athletic attributes of inner-city youth.

- Using the motto “expect to be exceptional,” students were exposed to educational analysis exams. In addition, a summer job program allowed participants to develop proper workplace behavior.

- Led summer basketball camps in Italy from 2003-05, with 36 kids from Philadelphia traveling to Latina, Rome, Bologna, Cessenatico, and Pesaro. These groups included former Division I players such as Dionte Christmas (Temple), Parrish Grant (La Salle), Samme and Shannon Givens (Drexel), Clayton Brothers (Hartford), Tywain McKie (Coppin State), Tamir Johnson (Central Conn.) and Khalif Foster (R. Morris).



SCOTT PERA
Assistant Coach
1st Season
PSU-Harrisburg '89

Scott Pera was hired in August 2012 and is in his first year as an assistant coach with the University of Pennsylvania men's basketball program in 2012-13.

Pera comes to Penn from Arizona State University out of the Pac-12 Conference, where he worked under Head Coach Herb Sendek since before the 2006-07 season. In the summer of 2008, Pera was promoted to recruiting coordinator for the Sun Devils.

Pera joined Sendek's staff after a successful career coaching at the high school level in California and Pennsylvania. At Artesia High School in Lakewood, Calif. (and later at ASU), he mentored current Oklahoma Thunder standout and recent U.S. Olympian James Harden as well as Arizona State's all-time assist leader, Derek Glasser.

Pera posted a 258-65 record in 11 years as a head coach at Artesia and Annville Cleona (Pa.) high schools, and led Artesia to the state title in 2005-06 with a 33-1 record. That Artesia squad was ranked second in the nation by Sports Illustrated, sixth by USA Today, and earned the top ranking from MaxPreps.com. He also has extensive administrative experience as both an athletic director and tournament director.

Pera was the *Los Angeles Times* and *Long Beach Press Telegram* Southern California Coach of the Year in 2003 and 2006, and the CIF Division III AA and SCBCA Division III AA Coach of the Year those same seasons. He led his prep teams to seven league championships, two CIF Southern Section Division III championships, three 30-win seasons, a 102-9 record in home games and a 38-12 mark in the playoffs. While at Artesia, Pera also taught history (2000-02) and physical education (2005-06) in addition to serving as the athletic director from 2002-05.

Prior to his arrival at Artesia, Pera coached Annville-Cleona High School to the Pennsylvania state title with a 30-3 mark. He was the Lancaster/Lebanon League "PA Coach of the Year" in 1999 and won the same honor from the *Lebanon Daily News*. He taught sixth grade in Palmyra from 1993-95 and in Annville from 1995-2000. He also served as an assistant coach at Elizabethtown College from 1992-93.

Pera's additional experience includes serving as the director of the Reebok Summer Classic West in Los Angeles (2005), working with the ABCD Camp in Teaneck (N.J.) in 2005, serving as an assistant coach with the Roundball Classic West squad in Chicago (2005 and 2006), directing the Double Pump Day Camps at Cal State Northridge (2002 and 2003), working as a co-director of the Pennsylvania/Maryland Shootout (1997-2000), coaching at the Adidas Superstar Camp in Atlanta (2004) and serving as a Gym Coordinator at the Double Pump Easter Tournament in Las Vegas (2003 and 2004) and the Best of Summer Tournament in Los Angeles (2003 and 2004).

Pera graduated with a bachelor of arts degree from Penn State's Harrisburg campus in 1989. His wife, Alyssa, is a University of Pennsylvania graduate, earning her degree from the College of Arts and Sciences in 1998. They have two daughters, Sydney and Brynn.



IRA BOWMAN
Assistant Coach
1st Season
Penn '96

Ira Bowman was hired in June 2012 and is in his first year at Penn as a member of Jerome Allen's staff. The move marks a homecoming for Bowman, who played two years of college basketball for the Quakers.

Bowman returns to Penn after spending the last four years at the New Jersey Institute of Technology (NJIT). The year before Bowman arrived at NJIT, the Highlanders were winless (0-29), and in his first season they went 1-30. After that, NJIT improved dramatically—just two years after that 1-30 campaign, the Highlanders went 15-15 overall including a 9-3 Great West Conference mark in 2010-11. The next season, NJIT went 15-17 overall and advanced to the Great West Conference Tournament championship game.

Bowman played two years at Penn, the 1994-95 and 1995-96 seasons, after transferring from Providence College. His first year with the Quakers was Allen's senior season, when Penn went 22-6 overall and 14-0 en route to its third straight Ivy League title. Bowman was second-team All-Ivy that season. As a senior, Bowman was the Ivy League Player of the Year and first-team All-Philadelphia Big 5 as he led the Quakers to a 17-10 record including a 12-2 mark in Ivy play. Penn tied Princeton that year for the conference title, but fell to the Tigers in a one-game playoff to determine the Ivy's NCAA Tournament bid.

Following his Penn career, Bowman enjoyed a professional playing career that included stints with the NBA's Philadelphia 76ers and Atlanta Hawks. He also played overseas, in Italy and Australia, as well as in the Continental Basketball Association.

Before returning to college basketball as a coach, Bowman spent four years as director of the Assist by Knight Foundation. In addition, he has experience with several aspects of the NBA including serving as an administrator at the NBA's FIBA Tournament in Las Vegas in 2007 and participating in the NBA's Player Development Assistant Coaches Summit in 2007.



JASON POLYKOFF
 Assistant Coach
 1st Season
 Haverford '06

Jason Polykoff was hired in June 2012 and is in his first year with the Penn men's basketball program.

Polykoff comes to Penn after spending the last five years as the head coach at Friends' Central School (FCS) in Wynnwood, Pa. He accumulated a 113-28 record in that time, winning four consecutive Pennsylvania Independent Schools State Championships (2009-12). FCS played in four straight Friends Schools League finals, from 2008-11, winning the title in 2010 and 2011. Polykoff's 2011 team was ranked as high as No. 21 nationally as well as No. 1 in Pennsylvania by MaxPreps and No. 1 in Southeastern Pennsylvania by the *Philadelphia Inquirer*. Last year, he was selected to coach the Derby Classic All-American Game in Louisville, Ky.

Polykoff coached four McDonald's All-America nominees, including Amile Jefferson who was a McDonald's All-America recipient last season and is a freshman at Duke this year. More than 10 of Polykoff's former players at Friends' Central have moved on to play college basketball. Polykoff was the *Main Line Life Boys' Basketball Coach of the Year* in 2008 and the "Best High School Coach" for Main Line Magazine's "2012 Best of the Main Line and Western Suburbs" edition.

In addition to his coaching duties at FCS, Polykoff was a middle school math teacher at the school as well as its Sports and Information Director since 2006.

Polykoff played college basketball at Haverford College, where he was team captain in 2005-06. He was the Fords' MVP that year, as well as a Philadelphia Area Small College All-Star, and graduated with six top-10 individual career statistical records.



JULIE GREGER-GRANT
 Coordinator of Operations
 7th Season
 Philadelphia U. '03 MBA '04

After spending two years as a volunteer assistant coach with the Penn women's basketball program, Julie Greger-Grant made the move to coordinator of operations for both basketball programs in 2006. She enters her seventh season in the position in 2012-13.

A member of the Philadelphia University women's basketball team from 2002-04, Greger-Grant brings a wide array of experience in the sports industry to the Quakers. She has worked in ticketing, marketing and game operations, and has served as a basketball counselor.

From June of 2000 to August of 2002, Greger-Grant served as the head basketball counselor at Definitely Sports Inc., managing activities for boys and girls ages 8-13 at basketball camps that averaged 100 participants.

Greger-Grant gained valuable experience on the business side of the sports industry by serving as a marketing and game operations intern for the Philadelphia KiXX, an organization in the Major Indoor Soccer League. During the summer of 2003, she prepared grassroots marketing proposals and conducted market research to target companies viewed as potential sponsorship partners.

Prior to her arrival at Penn, Greger-Grant was a sales representative with Turnstyle Ticketing. There she accommodated customer requests and was responsible for membership sales and sale of tickets to professional sporting events.

Greger-Grant graduated from Philadelphia University in 2003 with a bachelor's degree in marketing, then earned her Master's of Business Administration in 2004 from the same university.

A native of Royersford, Pa., Greger-Grant was married in August 2011. She and her husband, Ian, reside in Ridley, Pa.





NUMERICAL

#	Name	Cl.	Pos.	Ht.	Wt.	High School/Hometown
0	Miles Cartwright	Jr.	G	6-3	175	Loyola/Van Nuys, Calif.
1	Tony Hicks	Fr.	G	6-2	170	St. Rita/South Holland, Ill.
2	Simeon Esprit	So.	G	6-6	175	Barking Abbey/London England
3	Henry Brooks	So.	F	6-8	215	Miller Grove/Fairburn, Ga.
4	Jamal Lewis	Fr.	G	6-0	160	Sidwell Friends/Springdale, Md.
5	Julian Harrell	Fr.	G	6-5	195	Loyola/Los Angeles, Calif.
10	Darien Nelson-Henry	Fr.	C	6-11	265	Lake Washington/Kirkland, Wash.
12	Fran Dougherty	Jr.	F	6-8	225	Archbishop Wood/New Britain, Pa.
14	Keelan Cairns	So.	F	6-10	210	St. Malachy's College/Belfast, Ireland
15	Camryn Crocker	So.	G	6-3	170	Los Alamitos/Cypress, Calif.
20	Dau Jok	Jr.	G	6-4	180	Theodore Roosevelt/Des Moines, Iowa
21	Cameron Gunter	Jr.	F/C	6-9	205	Ridley/Morton, Pa.
22	Steve Rennard	Jr.	G	6-2	175	St. Joseph/Hazlet, N.J.
23	Greg Louis	So.	F	6-7	215	William T. Dwyer/West Palm Beach, Fla.
30	Patrick Lucas-Perry	So.	G	5-11	165	Flint Powers/Grand Blanc, Mich.

ALPHABETICAL

#	Name	Cl.	Pos.	Ht.	Wt.	High School/Hometown
3	Brooks, Henry	So.	F	6-8	215	Miller Grove/Fairburn, Ga.
14	Cairns, Keelan	So.	F	6-10	210	St. Malachy's College/Belfast, Ireland
0	Cartwright, Miles	Jr.	G	6-3	175	Loyola/Van Nuys, Calif.
15	Crocker, Camryn	So.	G	6-3	170	Los Alamitos/Cypress, Calif.
12	Dougherty, Fran	Jr.	F	6-8	225	Archbishop Wood/New Britain, Pa.
2	Esprit, Simeon	So.	G	6-6	175	Barking Abbey/London England
21	Gunter, Cameron	Jr.	F/C	6-9	205	Ridley/Morton, Pa.
5	Harrell, Julian	Fr.	G	6-5	195	Loyola/Los Angeles, Calif.
1	Hicks, Tony	Fr.	G	6-2	170	St. Rita/South Holland, Ill.
20	Jok, Dau	Jr.	G	6-4	180	Theodore Roosevelt/Des Moines, Iowa
4	Lewis, Jamal	Fr.	G	6-0	160	Sidwell Friends/Springdale, Md.
23	Louis, Greg	So.	F	6-7	215	William T. Dwyer/West Palm Beach, Fla.
30	Lucas-Perry, Patrick	So.	G	5-11	165	Flint Powers/Grand Blanc, Mich.
10	Nelson-Henry, Darien	Fr.	C	6-11	265	Lake Washington/Kirkland, Wash.
22	Rennard, Steve	Jr.	G	6-2	175	St. Joseph/Hazlet, N.J.

John R. Rockwell Head Coach: Jerome Allen (Penn '09), 4th season*

**coached last 21 games of 2009-10 season as interim head coach*

Assistant Coach: Scott Pera (Penn State-Harrisburg '89), 1st season

Assistant Coach: Ira Bowman (Penn '96), 1st season

Assistant Coach: Jason Polykoff (Haverford '06), 1st season

2012-13 Captains: Miles Cartwright, Fran Dougherty, Dau Jok

Pronunciation Guide

(#) Name Pronunciation
 Asst. Coach Scott Pera PAIR-uh
 (2) Simeon Esprit ess-PREE
 (5) Julian Harrell huh-RELL
 (12) Fran Dougherty DOCK-er-tee
 (20) Dau Jok DOW JOCK
 (22) Steve Rennard ren-NARD

By Class

SENIORS (0)

JUNIORS (5)

Miles Cartwright - #0
 Fran Dougherty - #12
 Cameron Gunter - #21
 Dau Jok - #20
 Steve Rennard - #22

SOPHOMORES (6)

Henry Brooks - #3
 Keelan Cairns - #14
 Camryn Crocker - #15
 Simeon Esprit - #2
 Greg Louis - #23
 Patrick Lucas-Perry - #30

FRESHMEN (4)

Julian Harrell - #5
 Tony Hicks - #1
 Jamal Lewis - #4
 Darien Nelson-Henry - #10

• Penn's biggest question will be how does it replace graduated guard **Zack Rosen**, who ended his career as the program's all-time leader in assists, games started and minutes played as well as third on the all-time scoring list.

• That said, Penn also needs to fill the voids left by the graduations of **Rob Belcore** and **Tyler Bernardini**. Belcore earned honorable mention All-Ivy a year ago, while Bernardini finished his career with 1,456 points which puts him 10th on Penn's all-time scoring list.

• Overall, Penn returns just 36.3 percent of its scoring and 42.6 percent of its minutes played from a year ago.

• Talk about youth—Penn enters the 2012-13 season with no seniors. In fact, this year's captains will be juniors **Miles Cartwright**, **Fran Dougherty** and **Dau Jok**.

• If you're looking for offensive leadership, a good start would be **Cartwright**. He finished last season as Penn's third-leading scorer, averaging 10.8 points per game. He had 16 double-figure scoring games a year ago, including three with 20 or more, and was the Quakers' leading scorer in their CBI games against Quinnipiac and Butler.

• **Cartwright** also played 1,063 minutes last season, which is third on Penn's single-season list. He played in 32 games last season, starting 31 of them.

• **Dougherty** was one of just four players to see time in all 33 games a year ago, making 10 starts. He averaged 4.5 points and 4.0 rebounds per game, led Penn in rebounding in five games, and scored in double figures three times.

• **Jok** played in 14 games last season, scoring just seven points, but he has already left an indelible impression on the Penn campus for his actions off the court. In March 2011, during his freshman year, Jok was named a recipient of the Kathryn Wasserman Davis 100 Projects For Peace Award by the University's Center for Undergraduate Research and Fellowships (CURF). During the summer of 2011, he and Rosen traveled to Africa, and they did a daily blog for ESPN.com.

• Penn's other primary starter from a year ago was sophomore **Henry Brooks**, as he recovered quicker than expected from a knee injury suffered late in his high school career. Brooks averaged 4.6 points and 2.5 rebounds in 32 games last year (24 starts). He hit double figures three times in 2012-13.

• Junior **Steve Rennard** missed the early part of last season, but came back to play in 23 contests and made seven starts. He averaged 3.7 points and 1.2 rebounds, adding 21 assists and 16 steals. He scored double figures in a pair of Ivy League games last season.

• Sophomore **Camryn Crocker** is another candidate to fill a role in the backcourt; he saw time in 23 games last season, averaging 0.7 points with 15 assists and seven steals.

• Another sophomore, **Patrick Lucas-Perry**, played in 12 games a year ago, scoring four points with an assist and two steals.

• In the frontcourt, expect junior **Cameron Gunter** to fight for a spot in the middle. He played in 19 games last season.

• Two sophomores will also see time up front—**Simeon Esprit** and **Keelan Cairns**. Esprit saw time in 13 games last year, including quality minutes in Penn's CBI game with Butler, while Cairns fought a back injury last year and was able to make just six appearances.

• A darkhorse in the lineup could be sophomore **Greg Louis**. Arguably the most ballyhooed member of last year's recruiting class, he missed all of 2011-12 to a preseason injury.

• Of the freshman class, Chicago-area guard **Tony Hicks** has to be considered the gem. After all, he holds a unique footnote in Penn's storied basketball history as the first Parade High School All-America selection.

• Freshman center **Darien Nelson-Henry**, from the Seattle area, was the Washington State 3A Player of the Year and King County MVP last year. He helped Lake Washington advance to quarterfinal round of Class 3A state tournament his senior year, its best finish ever.

• Freshman guard **Julian Harrell** was the 2010-11 CIF Player of the Year and Mission League MVP at Loyola—the same high school that Cartwright attended—and helped Loyola win the CIF championship last year.

• Another freshman guard, **Jamal Lewis**, attended Sidwell Friends in the Washington, D.C. area, where he was first-team All-D.C. and a member of three conference title teams.

Ivy League Preseason Poll

Penn was picked to finish fifth in the Ivy League's Preseason Media Poll, which came from the votes of two members of each school's media contingent as well as one national voter. After going 11-3 and finishing just a game behind Harvard in the championship race last year, the Quakers received 74 voting points.

Princeton, which went 10-4 last year and placed third behind the Crimson and the Quakers, are this year's pick to win the title; the Tigers had 134 voting points and received 16 of the 17 first-place votes. Harvard received that final first-place vote and picked up 109 voting points to earn second place in the poll.

Columbia placed third in the poll, with 90 points, followed by Cornell (80) and then the Quakers. Yale was sixth, with 55 points, followed closely by Brown (50). Dartmouth was picked eighth (20 points).

1. Princeton, 134 pts (16 first-place votes)
2. Harvard, 109 (1)
3. Columbia, 90
4. Cornell, 80
5. Penn, 74
6. Yale, 55
7. Brown, 50
8. Dartmouth, 20

That's Not All...

A quick scan of some other preseason predictions for the Quakers...

• **Blue Ribbon** picked Penn to finish fifth, and named Tony Hicks its Newcomer of the Year.

• **Lindy's Sports Annuals** picked Penn sixth and named Miles Cartwright first-team All-Ivy.

• **Athlon** picked Penn fourth and named Cartwright to its All-Ivy team.

• **CBS Sports** picked Penn fourth and named Cartwright one of its five outstanding players in the League.

• **Rivals.com** picked Penn fifth and named Cartwright to its All-Ivy team.

• **College Sports Madness** named Cartwright second-team All-Ivy.



**#0 • MILES CARTWRIGHT
Jr. • G • 6-3 • 175**
Van Nuys, Calif.
Loyola
CAPTAIN

Cartwright's Career Highs

Points 27 (11/17/11 at Rider)
Rebounds 9 (3/14/12 vs. Quinnipiac)
Assists 8 (1/29/11 vs. Brown)
Steals 3, seven times (3/6/12 at Princeton)
Blocked Shots 2 (11/20/10 vs. Drexel)
3-Point FG 5, two times (3/14/12 vs. Quinnipiac)
Minutes 48 (2/5/11 vs. Harvard)

Career Honors

• Four-time Ivy League Rookie of the Week

2011-12: Played in 32 games, starting 31, and averaging 33.2 minutes per outing ... His 1,063 minutes played are tied for third on Penn's single-season list ... Third on the team in scoring (10.8 ppg), assists (66), three-pointers made (60) and free throws made (60) ... Fourth on the team with 35 steals ... Had 16 double-figure scoring games including three with 20 or more ... **AMONG IVY PLAYERS** (all games): Fifth in minutes per game, ninth in field-goal percentage, 13th in scoring ... **AMONG IVY PLAYERS** (conference): seventh in field-goal percentage (.510), t-7th in steals per game (1.2), 17th in scoring (10.0) ... Led Penn in scoring in both CBI games, with 23 vs. Quinnipiac (3/14) and 12 against Butler (3/19) ... Also had a career-high nine rebounds, six assists and two steals while going 5-of-6 on three-point shots against Quinnipiac ... Scored 11 points, had four assists and three steals in regular-season finale at Princeton (3/6) ... Recorded 11 points, six boards and two assists in win over Brown (3/2) ... Shot 7-of-10 from the field (5-of-6 threes) for 22 points in win over Cornell (2/17) ... Tallied 12 points at Harvard (2/10) ... Had eight points, six rebounds and four assists at Brown (2/4) ... Dropped 10 points and four boards vs. Princeton (1/30) ... Had 12 points, four rebounds and three assists in Big 5 win over Saint Joseph's (1/21) ... Scored 16 points in the Ivy opener at Columbia (1/13) ... Scored 12 points at Lafayette (1/4) ... Had 10 points at Duke (1/1) ... Scored 10 points and added four assists in win over Marist (12/23) ... Recorded 12 points, three rebounds and four assists at Villanova (12/3) ... Scored 14 points and had three steals in win over Manhattan (11/29) ... Recorded nine points and five assists against James Madison (11/26) ... Had 12 points and five boards in win over Robert Morris (11/19) ... Led Penn with 27 points, added two rebounds, an assist, a blocked shot and a steal in overtime win at Rider (11/17) ... Recorded eight points and seven rebounds in OT loss to Temple (11/14).

2010-11: Only freshman to play in all 28 games, starting the last 19 ... Four-time Ivy League Rookie of the Week ... Fourth on Penn team, 19th among Ivy League players in overall scoring (11.7 ppg) ... Second on team with 85 assists, ninth among Ivy players in assists per game (3.0) and assist/turnover ratio (1.02) ... Tied for second on team with 35 steals, sixth among Ivy players in steals per game (1.3) ... Led Penn, fifth among Ivy players with an .830 free-

throw percentage (83 of 100) ... Third on team, sixth among Ivy players with 33.8 minutes per game ... **IN IVY PLAY:** second among Ivy players in minutes played per game (37.1), sixth in assists per game (3.6), eighth in assist/turnover ratio (1.06), ninth in free-throw percentage (.846), 15th in scoring (11.9 ppg) ... Finished with 17 double-figure scoring games, including six in a row to end the season, and led Penn in scoring six times ... Had 12 points and six assists in season finale vs. Princeton (3/8) ... Final points against the Tigers came on a dunk in traffic that made ESPN SportsCenter's Top Plays that night ... Scored 10 points and dished out five assists in win at Dartmouth (3/5) ... Had 16 points at Harvard (3/4) ... Scored 23 points and had four assists in loss at home to Cornell (2/26) ... Scored 14 points and grabbed five rebounds in double-overtime loss to Harvard (2/5) ... Dropped team-high 18 points in Ivy debut against Yale (1/28) ... Scored 11 points in Penn's Big 5 win over Saint Joseph's (1/22) ... Had 12 points, six assists and three rebounds in Big 5 OT loss at La Salle (1/12) ... Scored 16 points at Kentucky (1/3) ... Dropped 20 in win at Delaware (12/22) ... Scored 19 points and had three steals vs. UMBC (11/30) ... Led Penn with 22 points at Pitt (11/27) ... Began career with 18 points, all in first half, as Penn beat Davidson 69-64 (11/13); set a record for points by a freshman when his debut comes in Penn's season opener.

High School: Lettered and captained his Loyola team for three years ... High school coach was Jamal Adams ... Led Loyola to Mission League titles in 2008 (20-8 record) and 2009 (26-7) ... 2009 Mission League MVP ... First-team All-Mission League in 2008 and 2010 ... First-team All-California Interscholastic Federation (CIF) in 2009 and 2010 ... Two-time ESPN All-California ... IRN Sports All-California in 2010 ... 2010 High School Academic All-American Classic participant ... 2009-10 Loyola Athlete of the Year ... Loyola Monogram Club member.

Personal: Son of Belinda and Ramon Cartwright ... Enrolled in the College of Arts and Sciences.

Cartwright's Career Stats

YEAR	GP/S	Min./Avg.	FG-A	Pct.	3FG-A	Pct.	FT-A	Pct.	O-D	Reb./Avg.	PF	A	TO	B	S	Pts./Avg.
2010-11	28/19	946/33.8	105-245	.429	35-101	.347	83-100	.830	7-50	57/2.0	78	85	83	5	35	328/11.7
2011-12	32/31	1063/33.2	122-269	.454	40-115	.348	60-82	.732	5-88	93/2.9	70	66	70	2	35	344/10.8
Totals	60/50	2,009	227-514	.442	75-216	.347	143-182	.786	12-138	150/2.5	148	151	153	7	70	672/11.2



**#12 • FRAN DOUGHERTY
Jr. • F • 6-8 • 225**
New Britain, Pa.
Archbishop Wood
CAPTAIN

Dougherty's Career Highs


Points 14 (1/10/12 vs. La Salle)
Rebounds 8, two times (3/2/12 vs. Brown)
Assists 2, three times (11/22/11 vs. Wagner)
Blocked Shots 3, five times (3/19/12 vs. Butler)
Steals 2, three times (3/19/12 vs. Butler)
Minutes 31 (2/5/11 vs. Harvard)

2011-12: Played in all 33 games, making 10 starts ... Averaged 4.5 points and 4.0 rebounds in 16.6 minutes per game ... **AMONG IVY PLAYERS** (all): Ninth in blocked shots per game (0.8), 20th in rebounds per game (4.0) ... **AMONG IVY PLAYERS** (conference): 17th in rebounds per game (4.4) ... Had three double-figure scoring games ... Led Penn in rebounding five times ... Recorded nine points, four rebounds, three blocked shots and two steals in CBI quarterfinal against Butler (3/19) ... Had eight points and six boards in CBI win over Quinnipiac (3/14) ... Scored eight points and added seven rebounds in 30 minutes at Princeton (3/6) ... Went for five points and five boards in win over Yale (3/3) ... Dropped eight points and eight rebounds vs. Brown (3/2) ... Filled box score with six points, four rebounds, three blocked shots and a steal in win at Harvard (2/25) ... Had six points and four rebounds in OT win over Columbia (2/18) ... Scored winning points with 0.5 seconds left in win over Lions, the play was later No. 2 on ESPN SportsCenter's Top 10 Plays ... Combined for eight points and 12 rebounds in weekend games with Harvard (2/10) and Dartmouth (2/11) ... Scored six points and grabbed four boards at Yale (2/3) ... Recorded six points and four rebounds in Big 5 win over Saint Joseph's (1/21) ... Dropped 14 points, six rebounds and two blocked shots against La Salle (1/10) ... Had 10 points, three boards and two steals at Davidson (12/29) ... Recorded six points, six rebounds, two assists and two blocks against Wagner (11/22) ... Had nine points, eight boards and two assists in OT win at Rider (11/19) ... Scored 10 points, added six rebounds, three blocked shots and two assists in OT loss to Temple (11/14) ... Opened season with seven points, three rebounds and three blocked shots in win at UMBC (11/11).

2010-11: Appeared in 27 of 28 games, making starts against Saint Joseph's (1/22) and Brown (2/18) ... Averaged 2.5 points and 2.4 rebounds per game ... Also had six assists, five blocked shots and five steals ... Shot .521 from the field (25-48) ... Led Penn in rebounding twice, against Drexel (11/20) and at Princeton (2/8) ... Had four points and three rebounds at Harvard (3/4) ... Went for seven points and four rebounds at Cornell (2/11) ... Had seven points and seven boards at Princeton (2/8) ... Scored four points and added four rebounds vs. Harvard (2/5) ... Snared five rebounds in Ivy opener against Yale (1/28) ... Scored six points in overtime Big 5 loss at La Salle (1/12) ... Went for two points and five rebounds at Pitt (11/27) ... Had five points and five rebounds vs. Drexel ... Snared six rebounds in collegiate debut, at Manhattan (11/17).

High School: Lettered three times in basketball and twice in tennis ... Two-year captain of basketball, senior captain for tennis ... High school basketball coach was Jack Walsh ... First-team All-Catholic League in 2009-10 ... Second-team All-Catholic League in 2008-09 ... All-city in 2008-09 ... Ferguson Award recipient ... Kairos leader.

Personal: Son of Deborah and Francis Dougherty Sr. ... Enrolled in the College of Arts and Sciences.



Dougherty's Career Stats

YEAR	GP/S	Min./Avg.	FG-A	Pct.	3FG-A	Pct.	FT-A	Pct.	O-D	Reb./Avg.	PF	A	TO	B	S	Pts./Avg.
2010-11	27/2	366/13.6	25-48	.521	0-0	.000	18-41	.439	20-45	65/2.4	41	6	21	5	5	68/2.5
2011-12	33/10	549/16.6	62-126	.492	0-0	.000	26-53	.491	58-75	133/4.0	76	14	48	26	12	150/4.5
Totals	60/12	915	87-174	.500	0-0	.000	44-94	.468	78-120	198/3.3	117	20	69	31	17	218/3.6



#21 • CAMERON GUNTER
Jr. • F/C • 6-9 • 205
Morton, Pa.
Ridley

Gunter's Career Highs


Points	12 (2/12/11 at Columbia)
Rebounds	3 (2/12/11 at Columbia)
Blocked Shots	2 (12/7/11 vs. Delaware)
Steals	2 (12/7/11 vs. Delaware)
Minutes	24 (2/12/11 at Columbia)

2011-12: Appeared in 19 games, playing a total of 72 minutes ... Scored 18 points and grabbed eight rebounds ... Had two points in Penn's Ivy win over Yale (3/3) ... Recorded a point, a rebound and an assist in win over Cornell (2/17) ... Scored a point and snared a board in Penn's win over Princeton (1/30) ... Had three points in four minutes at UCLA (12/10) ... Collected two blocked shots, two steals and a rebound in Penn's win over Delaware (12/7) ... Scored six points in 10 minutes of action at Villanova (12/3) ... Made his first collegiate start against Manhattan (11/29) ... Scored three points and snared two boards in Hoop Group loss to Pitt (11/25).

2010-11: Played in 18 games, seeing 89 minutes of action ... Scored all of his 12 points on the season when he shot 4-of-6 from the field and 4-of-4 from the foul line at Columbia (2/12) ... Of those points, 10 came in the first half ... Also had three rebounds and a steal vs. the Lions ... Also snared boards against La Salle (1/12), Temple (1/19) and Harvard (3/4) ... Had assists against Yale (1/28) and Brown (1/29) during the opening Ivy weekend ... Also had a steal vs. Dartmouth (2/4).

High School: Lettered three times in basketball ... Served as team captain his senior year ... High school coach was Keith Heinrichs ... Second-team All-Delco as a senior ... Honorable mention All-Delco as a junior ... National Honor Society member ... Honor roll student.

Personal: Son of Tracy and Kevin Gunter ... Enrolled in the College of Arts and Sciences.



Gunter's Career Stats

YEAR	GP/S	Min./Avg.	FG-A	Pct.	3FG-A	Pct.	FT-A	Pct.	O-D	Reb./Avg.	PF	A	TO	B	S	Pts./Avg.
2010-11	18/0	89/4.9	4-12	.333	0-0	.000	4-4	1.00	0-6	6/0.3	17	2	5	0	2	12/0.7
2011-12	19/1	72/3.8	7-13	.538	0-0	.000	4-9	.444	4-4	8/0.4	14	1	6	5	2	18/0.9
Totals	37/1	161	11-25	.440	0-0	.000	8-13	.615	4-10	14/0.4	31	3	11	5	4	30/0.8



#20 • DAU JOK
Jr. • G • 6-4 • 180
 Des Moines, Iowa
 Theodore Roosevelt
CAPTAIN

Jok's Career Highs


Points 3 (12/29/11 at Davidson)
Rebounds 2, two times (1/30/12 vs. Princeton)
Minutes 12 (3/4/11 at Harvard)

2011-12: Appeared in 14 games, playing a total of 37 minutes ... Scored three points on his first collegiate field goal at Davidson (12/29) ... Also scored in Ivy League wins at Brown (2/4) and against Yale (3/3) ... Recorded a pair of rebounds in wins at Lafayette (1/4) and against Princeton (1/30).

2010-11: Appeared in 12 games, playing a total of 35 minutes ... His only points came at Pitt (11/27) ... Had a rebound and an assist at Columbia (2/12) ... Also snared a board at Harvard (3/4) and dished off an assist vs. Dartmouth (2/4) ... In March, was named a recipient of the Kathryn Wasserman Davis 100 Projects For Peace Award by the University's Center for Undergraduate Research and Fellowships (CURF).

High School: Lettered three times in basketball ... Captain as a senior ... High school coaches were Paul Doerrfeld and Chris McMahon ... Two-time first-team All-Metro Conference ... Two-time all-district ... Two-time academic all-conference ... Third-team all-state and second-team Central Iowa Metro League (CIML) Elite in 2009-10 ... Iowa Basketball Coaches Association (IBCA) All-Star in 2009-10 ... MVP of CIML All-Star Game after a 38-point performance ... Also lettered in cross country and helped team win conference ... Co-leader of PROUD ... Man4mation member.

Personal: Son of Amelia Ring and the late Dut Jok ... Counts the late Manute Bol and current Chicago Bull Luol Deng among his relatives ... Enrolled in the College of Arts and Sciences.



Jok's Career Stats

YEAR	GP/S	Min./Avg.	FG-A	Pct.	3FG-A	Pct.	FT-A	Pct.	O-D	Reb./Avg.	PF	A	TO	B	S	Pts./Avg.
2010-11	12/0	35/2.9	0-9	.000	0-8	.000	2-2	1.00	0-2	2/0.2	5	2	1	0	0	2/0.2
2011-12	14/0	37/2.6	1-8	.125	1-8	.125	4-6	.667	1-4	5/0.4	6	0	0	0	0	7/0.5
Totals	26/0	72	1-17	.059	1-16	.063	6-8	.750	1-6	7/0.3	11	2	1	0	0	9/0.3



#22 • STEVE RENNARD
Jr. • G • 6-2 • 175
Hazlet, N.J.
St. Joseph

Rennard's Career Highs

Points 13 (2/18/12 vs. Columbia)
Rebounds 4 (3/2/12 vs. Brown)
Assists 2, seven times (3/2/12 vs. Brown)
Steals 3 (2/4/12 at Brown)
3-point FG 3 (2/18/12 vs. Columbia)
Minutes 37 (2/18/12 vs. Columbia)

2011-12: Played in 23 games, starting six of the last seven regular-season contests as well as the CBI opening-round game with Quinnipiac ... Averaged 3.7 points and 1.2 rebounds per game in 18.6 minutes ... Also had 21 assists and 16 steals ... Went for double figures in scoring twice, against Columbia (2/18) and Princeton (1/30) ... Had five points and three rebounds in Ivy win over Yale (3/3) ... Snared four rebounds and dished off two assists in win over Brown (3/2) ... Scored six points in win at Ivy champion Harvard (2/25) ... Added three rebounds, two assists and a steal to his 13 points vs. Columbia ... Scored six points at Brown (2/4) ... Filled box score with 10 points, two rebounds, two assists, a blocked shot and two steals vs. Princeton (1/30) ... Recorded five points and two boards at Cornell (1/14) ... Had four points, two rebounds and two assists at Duke (1/1) ... Scored five points, added a rebound, an assist and a steal at Davidson (12/29) ... Scored six points in season debut, a win over Delaware (12/7).

2010-11: Appeared in 12 games, playing a total of 47 minutes ... Had three points at Columbia (2/12) ... Followed that up with a point at Brown (2/18) ... Snared three rebounds at Dartmouth (3/5) ... Also had a board at La Salle (1/12) ... Only assist came at Marist (12/29) ... Only steal came at Kentucky (1/3).

High School: Lettered four times in basketball and was a three-year captain ... High school coach was David Turco ... Led team to Greater Middlesex Conference Red Division title and GMC Tournament championship ... Named Player of the Year by the Newark Star Ledger and the Home News Tribune ... Third-team all-state ... Second-team New Jersey All-Non Public ... Second-team All-New Jersey Senior ... First-team All-Middlesex County ... All-conference and all-tournament ... 2010 Primetime Shootout MVP ... Scholar Athlete finalist ... National Honor Society member ... Graduated Magna Cum Laude.

Personal: Son of Susan and Thomas Rennard ... Enrolled in the Wharton School of Business.



Rennard's Career Stats

YEAR	GP/S	Min./Avg.	FG-A	Pct.	3FG-A	Pct.	FT-A	Pct.	O-D	Reb./Avg.	PF	A	TO	B	S	Pts./Avg.
2010-11	12/0	47/3.9	1-5	.200	1-4	.250	1-4	.250	1-3	4/0.3	13	1	4	0	1	4/0.3
2011-12	23/7	428/18.6	25-64	.391	18-47	.383	16-21	.762	6-22	28/1.2	38	21	15	1	16	84/3.7
Totals	35/7	475	26-69	.377	19-51	.373	17-25	.652	7-25	32/0.9	51	22	19	1	17	88/2.5



#3 • HENRY BROOKS
So. • F • 6-8 • 215
Fairburn, Ga.
Miller Grove


Brooks' Career Highs

Points 13 (12/23/11 vs. Marist)
Rebounds 6, two times (1/1/12 at Duke)
Assists 2, two times (1/4/12 at Lafayette)
Blocked Shots 2, five times (3/14/12 vs. Quinnipiac)
Steals 2, two times (3/6/12 at Princeton)
Minutes 24, two times (3/14/12 vs. Quinnipiac)

2011-12: As a freshman, appeared in 32 of 33 games and started 24 of the last 26 ... Averaged 4.6 points, 2.5 rebounds and 14.3 minutes per contest ... Led all Penn freshmen with 147 points and reached double figures three times ... Had four points in 11 minutes in CBI quarterfinal against Butler (3/19) ... Recorded two points, four rebounds and two blocked shots in CBI win over Quinnipiac (3/14) ... Scored six points, added two boards and two blocked shots in win at Harvard (2/25) ... Went for eight points, four rebounds and two blocks at Dartmouth (2/24) ... Also had eight points at home against the Big Green (2/11) ... Recorded two points, five rebounds and two blocked shots vs. Harvard (2/10) ... Dropped 10 points and four boards at Brown (2/4) ... Had eight points in consecutive wins against Saint Joseph's (1/21) and Princeton (1/30) ... Went for five points and three rebounds in Ivy debut, at Columbia (1/13) ... Scored nine points and added two steals vs. La Salle (1/10) ... Had eight points, six rebounds and a blocked shot at Duke (1/1) ... Recorded 13 points and five rebounds in win over Marist (12/23) ... Went for six points, six boards and two assists at UCLA (12/10) ... First double-figure scoring performance came against James Madison (11/26) ... Had two points and four rebounds the previous night against Pitt (11/25) ... Scored first four collegiate points, all in overtime, in Penn's win at Rider (11/17).

High School: Lettered four times in basketball and once in football ... Captain of the hoop team his senior year, helping them to a 32-1 record and the No. 7 ranking in the final USA Today national high school poll ... High school coach was Sharman White ... Helped squad to three straight Georgia Class AAAA state championships from 2009-11, with Miller Grove going 89-10 during that time ... Honored with team's highest GPA award from 2009-11 ... Graduated in the top five percent of his class.

Personal: Son of Bridget New and Henry Brooks, Sr. ... Enrolled in the College of Arts and Sciences.



Brooks' Career Stats

YEAR	GP/S	Min./Avg.	FG-A	Pct.	3FG-A	Pct.	FT-A	Pct.	O-D	Reb./Avg.	PF	A	TO	B	S	Pts./Avg.
2011-12	32/24	457/14.3	65-151	.430	0-0	.000	17-28	.607	30-50	80/2.5	102	9	39	18	15	147/4.6



#15 • CAMRYN CROCKER
 So. • G • 6-3 • 170
 Cypress Creek, Calif.
 Los Alamitos


Crocker's Career Highs

Points 5 (1/4/12 at Lafayette)
Rebounds 3 (11/17/11 at Rider)
Assists 2 (11/17/11 at Rider)
Steals 2 (2/3/12 at Yale)
Minutes 17 (11/17/11 at Rider)

2011-12: Played in 23 games, averaging 6.9 minutes ... Scored 16 points, dished off 15 assists, grabbed 10 rebounds and had seven steals for the season ... Had two points and an assist in Ivy win over Yale (3/3) ... Recorded two points, an assist and a steal in a win over Cornell (2/17) ... Scored two points and had an assist in win over Dartmouth (2/11) ... Scored two points and dished an assist in Big 5 loss to La Salle (1/10) ... Scored season-high five points at Lafayette (1/4) ... Played 15 minutes against Wagner (11/22) and had two points, one rebound, on assist and one steal ... Set season/career highs in rebounds (3) and assists (2) in an overtime win at Rider (11/17) ... Had two rebounds, an assist and a steal in 12 minutes in season-opening win at UMBC (11/11).

High School: Lettered three times in basketball and was a two-year captain ... High school coach was Eddie Courtemarche ... Los Alamitos won the Sunset League title each of his three years, going a combined 71-18 during that time ... Sunset League MVP in 2010-11, second-team All-Sunset League in 2009-10 ... Long Beach Telegram Dream Team member in 2010-11 ... Second-team CIF, third team All-O.C. in 2010-11 ... Boys' Athletics Commissioner of ASB ... "Griffins With a Mission" Leader.

Personal: Son of Ruth and Joel Crocker ... Enrolled in the College of Arts and Sciences.



Crocker's Career Stats

YEAR	GP/S	Min./Avg.	FG-A	Pct.	3FG-A	Pct.	FT-A	Pct.	O-D	Reb./Avg.	PF	A	TO	B	S	Pts./Avg.
2011-12	23/0	158/6.9	5-16	.313	0-3	.000	6-9	.667	1-9	10/0.4	15	15	18	3	7	16/0.7



#14 • KEELAN CAIRNS
 So. • F • 6-10 • 210
 Belfast, Ireland
 St. Malachy's



#5 • SIMEON ESPRIT
 So. • G • 6-6 • 175
 London, England
 Barking Abbey

Cairns' Career Highs

Points 3 (3/3/12 vs. Yale)
Minutes 3 (3/3/12 vs. Yale)

Esprit's Career Highs

Points 5 (3/19/12 vs. Butler)
Minutes 18 (3/19/12 vs. Butler)

2011-12: Appeared in six games including two Ivy League games and Penn's CBI opening-round win against Quinnipiac (3/14) ... Scored his first collegiate points on a three-pointer in the Quakers' Ivy win over Yale (3/14) ... Also appeared in games against Marist (12/23), Duke (1/1), Lafayette (1/4) and Brown (2/4).

High School: Captain of his basketball team at St. Malachy's, where he played from 2004-10 ... Helped team to All-Ireland championships six times in seven years ... Two-time club All-Ireland champion ... Sportsman of the Year in 2010 ... Played at Barking Abbey with fellow Penn recruit Simeon Esprit.

Personal: Son of Madeleine and Paul Cairns ... Enrolled in the College of Arts and Sciences.

2011-12: Played in 13 games, averaging 3.5 minutes ... Played 18 minutes in Penn's CBI quarterfinal loss to Butler (3/19), scoring his first five collegiate points, grabbing a rebound and dishing off an assist ... Also had a rebound in Penn's overtime loss to Temple (11/14) .. Had a rebound in the Quakers' Ivy League win at Brown (2/4).

High School: Played at Waltham Forest before spending a season at Barking Abbey along with fellow Penn recruit Keelan Cairns ... Helped WF to five borough championships from 2005-09 ... Waltham Forest's Sports Performer of the Year in 2010 ... Spent the summer of 2011 playing for England at the Under-18 European Championships in Bulgaria.

Personal: Son of Beverley and Anthony Esprit ... Enrolled in the College of Arts and Sciences.

Cairns' Career Stats

YEAR	GP/S	Min./Avg.	FG-A	Pct.	3FG-A	Pct.	FT-A	Pct.	O-D	Reb./Avg.	PF	A	TO	B	S	Pts./Avg.
2011-12	6/0	9/1.5	1-3	.333	1-2	.500	0-0	.000	0-0	0/0.0	2	0	0	0	0	3/0.5

Esprit's Career Stats

YEAR	GP/S	Min./Avg.	FG-A	Pct.	3FG-A	Pct.	FT-A	Pct.	O-D	Reb./Avg.	PF	A	TO	B	S	Pts./Avg.
2011-12	13/0	45/3.5	2-5	.400	1-2	.500	0-1	.000	1-1	2/0.2	5	2	2	0	0	5/0.4



#30 • PATRICK
LUCAS-PERRY
So. • G • 5-11 • 165
Grand Blanc, Mich.
Flint Powers



#23 • GREG LOUIS
So. • F • 6-7 • 215
West Palm Beach, Fla.
William T. Dwyer

2011-12: Did not see any game action due to a preseason injury.

High School: Lettered four times in basketball and once in volleyball ... High school coach was Fred Ross ... Helped hoops team to Class 5A state championship his senior year, as Dwyer went 33-2 overall and finished No. 8 in the *USA Today* national high school rankings ... First-team all-county selection ... Leader of Team Sports Ministries.

Personal: Son of Maryse and Gustave Louis ... Enrolled in the College of Arts and Sciences.

Lucas-Perry's Career Highs

Points 2, two times (1/30/12 vs. Princeton)
Minutes5, two times (11/25/11 vs. Pitt)

2011-12: Appeared in 12 games, playing a total of 28 minutes ... Scored and had a steal in Penn's Ivy-opening win over Princeton (1/30) ... His other points came in the Quakers' win against Manhattan (11/29) ... Had a rebound, an assist and a steal in season opener at UMBC (11/11).

High School: Lettered in basketball, football, tennis and track at Flint Powers ... Captained the hoop, gridiron and track teams ... High school basketball coach was Tim Herman ... Helped Flint Powers bball team to 2009 Michigan High School Athletic Association (MHSAA) state title ... Holds the MHSAA record for most varsity basketball games played (108) ... Two-time Class B All-State selection ... 2011 MHSAA Scholar-Athlete Award nominee ... 2011 DAC Michigan High School Athlete of the Year nominee ... Academic all-league in basketball and track ... Urban League Scholar nominee ... National Honor Society member ... National Scholar ... Big Brother/Big Sister mentor ... Volunteer at North End Soup Kitchen ... Church youth group member and volunteer.

Personal: Son of Patricia Lucas and Laval Perry ... Youngest of five siblings ... Older sister, Victoria, played basketball at Michigan State ... Older brother, Laval, played college basketball at Oakland (Mich.) University ... Enrolled in the Wharton School of Business.

Lucas Perry's Career Stats

YEAR	GP/S	Min./Avg.	FG-A	Pct.	3FG-A	Pct.	FT-A	Pct.	O-D	Reb./Avg.	PF	A	TO	B	S	Pts./Avg.
2010-11	12/0	28/2.3	2-5	.400	0-1	.000	0-1	.000	1-1	2/0.2	6	1	3	0	2	4/0.3



#5 • JULIAN HARRELL
Fr. • G • 6-5 • 195
Los Angeles, Calif.
Loyola

High School: Lettered four times in basketball, two-time captain ... Helped Loyola win CIF championship in 2011 (25-6 record) ... 2010-11 CIF Player of the Year and Mission League MVP ... Two-time Division I all-state ... Three-time team MVP ... Honor roll student.

Personal: Son of Shelly and Gary Harrell ... Enrolled in the College of Arts and Sciences.



#1 • TONY HICKS
Fr. • G • 6-2 • 170
South Holland, Ill.
St. Rita

High School: Lettered three times in basketball ... Team captain as a senior ... Led St. Rita to Chicago Catholic League title as a senior ... Parade All-America ... ESPN Illinois Player of the Year ... 2012 Chicago Catholic League Player of the Year ... 2012 Chicago Sun-Times All-Area ... 2012 IHSA second-team All-State ... 2012 IBA first-team All-State ... Honor roll student.

Personal: Son of Yvette Render and Terence Harrington ... Brother, Raushawn Render, runs track at Eastern Illinois University ... Enrolled in the College of Arts and Sciences.



#4 • JAMAL LEWIS
Fr. • G • 6-0 • 160
Springdale, Md.
Sidwell Friends

High School: Lettered four times in basketball and was team captain ... Helped Sidwell Friends to conference championships three times (2010-12) ... Four-time all-conference ... First-team All-DC ... Honorable mention All-Met ... Also lettered three times in track ... Student Government Review Committee member.

Personal: Son of Carolyn and Wayne Lewis ... Enrolled in the College of Arts and Sciences.



#10 • DARIEN NELSON-HENRY
Fr. • C • 6-11 • 265
Kirkland, Wash.
Lake Washington

High School: Three-year letterwinner in basketball, two-time captain ... Team advanced to quarterfinal round of Class 3A state tournament his senior year, best finish in school history ... State 3A Player of the Year and MVP of King County as a senior ... Two-time first-team King County 3A ... Second-team King County 3A as a sophomore.

Personal: Son of Rhonda Nelson and Bruce Henry ... Enrolled in the College of Arts and Sciences.

INDIVIDUAL STATISTICS - ALL GAMES

##	Player	GP-GS	Min/Avg	FG-A	Pct	3FG-A	Pct	FT-A	Pct	Off-Def	Tot/Avg	PF	A	TO	B	S	Pts/Avg	
1	Rosen, Zack	33-33	1259/38.2	211-466	.453	75-188	.399	105-119	.882	9-97	106/3.2	76	173	90	2	46	602/18.2	
4	Bernardini, Tyler	31-24	910/29.4	123-286	.430	59-143	.413	72-95	.758	28-112	140/4.5	75	39	35	10	38	377/12.2	
0	Cartwright, Miles	32-31	1063/33.2	122-269	.454	40-115	.348	60-82	.732	5-88	93/2.9	70	66	70	2	35	344/10.8	
34	Belcore, Rob	33-32	1029/31.2	86-190	.453	24-75	.320	43-54	.796	51-110	161/4.9	69	81	49	8	58	239/7.2	
12	Dougherty, Fran	33-10	549/16.6	62-126	.492	0-0	.000	26-53	.491	58-75	133/4.0	76	14	48	26	12	150/4.5	
03	Brooks, Henry	32-24	457/14.3	65-151	.430	0-0	.000	17-28	.607	30-50	80/2.5	102	9	39	18	15	147/4.6	
22	Rennard, Steve	23-7	428/18.6	25-64	.391	18-47	.383	16-21	.762	6-22	28/1.2	38	21	15	1	16	84/3.7	
11	Kukoc, Marin	332	329/10.0	29-78	.372	19-52	.365	4-6	.667	14-38	52/1.6	53	21	21	4	6	81/2.5	
33	Howlett, Mike	28-1	302/10.8	26-51	.510	0-1	.000	17-29	.586	27-41	68/2.4	38	4	13	4	4	69/2.5	
21	Gunter, Cameron	19-1	72/3.8	7-13	.538	0-0	.000	4-9	.444	4-4	8/0.4	14	1	6	5	2	18/0.9	
15	Crocker, Camryn	23-0	158/6.9	5-16	.313	0-3	.000	6-9	.667	1-9	10/0.4	15	15	18	3	7	16/0.7	
20	Jok, Dau	14-0	37/2.6	1-8	.125	1-8	.125	4-6	.667	1-4	5/0.4	6	0	0	0	0	7/0.5	
2	Esprit, Simeon	13-0	45/3.5	2-5	.400	1-2	.500	0-1	.000	1-1	2/0.2	5	2	2	0	0	5/0.4	
30	Lucas-Perry, Patrick	12-0	28/2.3	2-5	.400	0-1	.000	0-1	.000	1-1	2/0.2	6	1	3	0	2	4/0.3	
14	Cairns, Keelan	6-0	9/1.5	1-3	.333	1-2	.500	0-0	.000	0-0	0/0.0	2	0	0	0	0	3/0.5	
TEAM											45-60	105/3.3	2	5				
Penn Totals		33		767-1,731	.443	238-637	.374	374-513	.729	281-712	993/30.1	647	447	414	83	241	2,146/65.0	
Opponent Totals		33		707-1,657	.427	192-564	.340	500-700	.714	341-758	1099/33.3	530	388	464	114	182	2,106/63.8	

SCORE BY PERIODS:	1st	2nd	OT	Total
Penn	956	1,154	36	2,146
Opponents	980	1,092	34	2,106

DEADBALL REBOUNDS:OFF	DEF	TOTAL
Penn	8	64
Opponents	10	100

INDIVIDUAL STATISTICS - IVY LEAGUE GAMES

##	Player	GP-GS	Min/Avg	FG-A	Pct	3FG-A	Pct	FT-A	Pct	Off-Def	Tot/Avg	PF	A	TO	B	S	Pts/Avg		
1	Rosen, Zack	14-14	533/38.1	99-222	.446	31-79	.392	31-35	.886	2-40	42/3.0	31	53	38	1	21	260/18.6		
0	Cartwright, Miles	14-14	444/31.7	49-96	.510	18-39	.462	24-29	.828	1-35	36/2.6	33	32	30	0	17	140/10.0		
4	Bernardini, Tyler	14-8	349/24.9	38-101	.376	17-45	.378	20-27	.741	11-32	43/3.1	20	11	16	6	12	113/8.1		
34	Belcore, Rob	14-14	455/32.5	35-82	.427	12-37	.324	16-22	.727	24-50	74/5.3	24	43	14	2	29	98/7.0		
3	Brooks, Henry	14-13	210/15.0	30-62	.484	0-0	.000	5-7	.714	11-23	34/2.4	46	2	21	9	5	65/4.6		
22	Rennard, Steve	14-6	305/21.8	18-43	.419	14-32	.438	11-15	.733	6-16	22/1.6	28	15	13	1	11	61/4.4		
12	Dougherty, Fran	14-0	237/16.9	24-43	.558	0-0	.000	8-20	.400	29-32	61/4.4	29	5	15	9	3	56/4.0		
33	Howlett, Mike	11-1	95/8.6	12-16	.750	0-0	.000	2-8	.250	8-12	20/1.8	14	1	2	2	1	26/2.4		
11	Kukoc, Marin	14-0	90/6.4	7-20	.350	6-14	.429	0-2	.000	3-11	14/1.0	16	4	7	0	1	20/1.4		
15	Crocker, Camryn	10-0	56/5.6	2-5	.400	0-1	.000	2-4	.500	0-2	2/0.2	5	7	6	1	4	6/0.6		
21	Gunter, Cameron	7-0	19/2.7	1-2	.500	0-0	.000	2-4	.500	1-2	3/0.4	3	1	2	0	0	4/0.6		
20	Jok, Dau	6-0	14/2.3	0-3	.000	0-3	.000	4-6	.667	1-2	3/0.5	2	0	0	0	0	4/0.7		
14	Cairns, Keelan	2-0	4/2.0	1-1	1.000	1-1	1.000	0-0	.000	0-0	0/0.0	2	0	0	0	0	3/1.5		
30	Lucas-Perry, Patrick	4-0	6/1.5	1-3	.333	0-1	.000	0-1	.000	0-0	0/0.0	2	0	0	0	1	2/0.5		
2	Esprit, Simeon	4-0	8/2.0	0-0	.000	0-0	.000	0-0	.000	0-1	1/0.3	2	0	0	0	0	0/0.0		
TEAM											15-30	45/3.2	0	2	0				
Penn Totals		14		317-699	.454	99-252	.393	125-180	.694	112-288	400/28.6	257	174	166	31	105	858/61.3		
Opponent Totals		14		264-637	.414	66-222	.297	193-270	.715	131-301	432/30.9	198	149	196	45	73	787/56.2		

SCORE BY PERIODS:	1st	2nd	OT	Total
Penn	390	461	7	858
Opponents	360	422	5	787

DEADBALL REBOUNDS:OFF	DEF	TOTAL
Penn	2	24
Opponents	3	33

2011-12 Player Game Highs

- Points** 30 (Tyler Bernardini vs. Marist, 12/23)
- Field Goals** 10, six times (Zack Rosen at Dartmouth, 2/24)
- 3-Point Field Goals** 8, two times (Tyler Bernardini vs. Marist, 12/23)
- Free Throws** 12 (Zack Rosen vs. Delaware, 12/7)
- Rebounds** 10, three times (Rob Belcore at Dartmouth, 2/24)
- Assists** 12 (Zack Rosen vs. Marist, 12/23)
- Blocked Shots** 3, six times (Fran Dougherty vs. Butler, 3/19)
- Steals** 5 (Zack Rosen at Cornell, 1/14)

2011-12 GAME-BY-GAME/TEAM GAME HIGHS



RECORD	ALL	HOME	AWAY	NEUTRAL
ALL GAMES	20-13	12-7	8-6	0-0
CONFERENCE	11-3	6-1	5-2	0-0
NON-CONFERENCE	9-10	6-6	3-4	0-0

DATE	OPPONENT	SCORE	ATTEND	HIGH POINTS	HIGH REBOUNDS
11/11/11	at UMBC	59-45 W	2352	(26) Rosen, Zack	(6) Bernardini, Tyler
11/14/11	TEMPLE	(ot) 67-73 L	6273	(27) Rosen, Zack	(7) Cartwright, Miles
11/17/11	at Rider University	(ot) 78-72 W	1590	(27) Cartwright, Miles	(9) Bernardini, Tyler
11/19/11	ROBERT MORRIS	66-60 W	3089	(19) Rosen, Zack (19) Bernardini, Tyler	(8) Bernardini, Tyler
11/22/11	WAGNER	65-71 L	2144	(23) Rosen, Zack	(6) Dougherty, Fran (6) Belcore, Rob
11/25/11	PITT	58-78 L	6843	(22) Rosen, Zack	(5) Bernardini, Tyler
11/26/11	JAMES MADISON	58-60 L	2824	(15) Rosen, Zack	(9) Bernardini, Tyler
11/29/11	MANHATTAN	75-72 W	1938	(20) Rosen, Zack	(5) Dougherty, Fran (5) Belcore, Rob (5) Bernardini, Tyler
12/03/11	at Villanova	65-73 L	6500	(21) Rosen, Zack	(6) Rosen, Zack (6) Bernardini, Tyler
12/07/11	DELAWARE	69-60 W	2351	(29) Rosen, Zack	(10) Belcore, Rob
12/10/11	at UCLA	73-77 L	6332	(29) Bernardini, Tyler	(7) Bernardini, Tyler
12/23/11	MARIST	84-71 W	2513	(30) Bernardini, Tyler	(6) Belcore, Rob
12/29/11	at Davidson	70-75 L	4064	(16) Bernardini, Tyler	(7) Rosen, Zack
01/01/12	at Duke	55-85 L	9314	(11) Rosen, Zack	(6) Brooks, Henry
01/04/12	at Lafayette	78-73 W	2037	(24) Rosen, Zack	(7) Bernardini, Tyler
01/10/12	LA SALLE	57-68 L	4480	(14) Dougherty, Fran	(7) Belcore, Rob
01/13/12	at Columbia*	66-64 W	2029	(16) Cartwright, Miles (16) Bernardini, Tyler	(5) Belcore, Rob (5) Dougherty, Fran
01/14/12	at Cornell*	64-52 W	4009	(18) Bernardini, Tyler (18) Rosen, Zack	(8) Bernardini, Tyler
01/21/12	SAINT JOSEPH'S	84-80 W	8722	(24) Bernardini, Tyler	(6) Bernardini, Tyler
01/30/12	PRINCETON*	82-67 W	6835	(28) Rosen, Zack	(7) Belcore, Rob
02/03/12	at Yale*	53-60 L	2012	(16) Rosen, Zack	(9) Belcore, Rob
02/04/12	at Brown*	65-48 W	1075	(17) Belcore, Rob	(10) Belcore, Rob
02/10/12	HARVARD*	50-56 L	7462	(16) Rosen, Zack	(7) Dougherty, Fran
02/11/12	DARTMOUTH*	58-55 W	3824	(15) Bernardini, Tyler	(5) Dougherty, Fran
02/17/12	CORNELL*	73-66 W	3529	(25) Rosen, Zack	(6) Belcore, Rob
02/18/12	COLUMBIA*	(ot) 61-59 W	4103	(14) Rosen, Zack	(6) Rosen, Zack
02/24/12	at Dartmouth*	57-54 W	802	(27) Rosen, Zack	(10) Belcore, Rob
02/25/12	at Harvard*	55-54 W	2195	(20) Rosen, Zack	(4) Dougherty, Fran
03/02/12	BROWN*	54-43 W	2834	(19) Rosen, Zack	(8) Dougherty, Fran
03/03/12	YALE*	68-47 W	4962	(20) Rosen, Zack	(6) Rosen, Zack
03/06/12	at Princeton*	52-62 L	3590	(19) Rosen, Zack	(7) Dougherty, Fran
03/14/12	QUINNIPIAC (CBI)	74-63 W	1268	(23) Cartwright, Miles	(9) Cartwright, Miles
03/19/12	BUTLER (CBI)	53-63 L	3864	(12) Cartwright, Miles	(8) Belcore, Rob

ATTENDANCE - TOTALS (Games/Avg.)

HOME - 79,858 (19/4,203)
 AWAY - 47,901 (14/3,422)
 NEUTRAL - 0 (0/0)
 TOTAL - 127,759 (33/3,871)

2011-12 Team Game Highs

Points 84, two times (1/21 vs. Saint Joseph's; 12/23 vs. Marist)
First-Half Points 44 (1/21 vs. Saint Joseph's)
Second-Half Points 46 (12/23 vs. Marist)
Field Goals 29 (12/23 vs. Marist)
3-Point Field Goals 13 (3/14 vs. Quinnipiac)
Free Throws 20 (four times, most recent 1/30 vs. Princeton)
Rebounds 42 (11/17 at Rider)
Assists 22 (12/23 vs. Marist)
Blocked Shots 7 (11/22 vs. Wagner)
Steals 12, two times (2/11 vs. Dartmouth; 2/4 at Brown)



2011-12 POINTS-REBOUNDS-ASSISTS

Opponent	Date	Score	Cartwright	Rosen	Esprit	Brooks	Bernardini	Kukoc	Dougherty	Cairns
at UMBC	11/11	59-45 W	4-5-2	26-4-3	DNP	DNP	10-6-4	3-3-1	7-3-0	DNP
TEMPLE	11/14	(ot) 67-73 L	8-7-0	27-6-6	0-0-1	0-0-0	8-2-3	0-3-0	10-6-2	DNP
at Rider	11/17	(ot) 78-72 W	27-2-1	19-5-4	0-0-0	4-1-0	14-9-1	0-0-0	9-8-2	DNP
R. MORRIS	11/19	66-60 W	12-5-0	19-2-10	DNP	0-0-0	19-8-2	0-0-1	2-4-0	DNP
WAGNER	11/22	65-71 L	9-3-1	23-4-3	DNP	2-2-0	15-3-4	2-1-1	6-6-2	DNP
PITT.	11/25	58-78 L	6-2-1	22-3-4	0-0-0	2-4-1	14-5-0	0-1-0	2-3-0	DNP
J. MADISON	11/26	58-60 L	9-0-5	15-1-10	DNP	10-2-0	8-9-0	6-1-0	1-2-0	DNP
MANHATTAN	11/29	75-72 W	14-2-0	20-1-5	0-0-0	4-2-0	12-5-3	11-4-3	2-5-1	DNP
at Villanova	12/03	65-73 L	12-3-4	21-6-3	DNP	4-5-0	13-6-1	7-2-2	0-1-0	DNP
DELAWARE	12/07	69-60 W	DNP	29-2-8	DNP	2-3-0	16-6-0	2-3-1	0-2-1	DNP
at UCLA	12/10	73-77 L	8-4-1	8-5-10	DNP	6-6-2	29-7-3	2-1-1	2-0-0	DNP
MARIST	12/23	84-71 W	10-0-4	13-5-12	0-0-0	13-5-0	30-5-0	0-1-2	2-3-0	0-0-0
at Davidson	12/29	70-75 L	8-2-1	14-7-5	DNP	0-1-1	16-6-1	3-2-0	10-3-1	DNP
at Duke	01/01	55-85 L	10-1-0	11-1-4	0-0-0	8-6-0	7-3-1	9-1-0	2-5-0	0-0-0
at Lafayette	01/04	78-73 W	12-1-2	24-0-4	0-0-0	4-3-2	17-7-1	0-2-2	2-1-0	0-0-0
LA SALLE	01/10	57-68 L	8-4-2	8-4-9	DNP	9-1-0	12-4-3	2-2-0	14-6-0	DNP
at Columbia*	01/13	66-64 W	16-3-0	15-2-5	DNP	5-3-0	16-4-2	0-0-0	4-5-1	DNP
at Cornell*	01/14	64-52 W	8-1-2	18-3-5	DNP	3-4-0	18-8-1	5-1-0	1-3-1	DNP
ST JOSEPH'S	01/21	84-80 W	12-4-3	16-3-8	DNP	8-1-1	24-6-1	3-3-0	6-4-0	DNP
PRINCETON*	01/30	82-67 W	10-4-1	28-1-5	0-0-0	8-5-0	14-3-0	3-1-0	0-0-0	DNP
at Yale*	02/03	53-60 L	3-2-1	16-2-3	DNP	4-0-0	6-2-1	0-2-1	6-4-0	DNP
at Brown*	02/04	65-48 W	8-6-4	11-3-5	0-1-0	10-4-1	9-4-2	0-0-1	2-1-0	0-0-0
HARVARD*	02/10	50-56 L	12-3-1	16-4-6	DNP	2-5-0	2-4-0	3-2-0	4-7-0	DNP
DARTMOUTH*	02/11	58-55 W	6-2-5	12-3-3	DNP	8-0-1	15-2-1	6-3-0	4-5-1	DNP
CORNELL*	02/17	73-66 W	22-1-1	25-5-6	DNP	2-2-0	9-3-2	0-0-0	2-3-0	DNP
COLUMBIA*	02/18	(ot) 61-59 W	8-1-5	14-6-5	0-0-0	6-2-0	3-2-1	3-2-0	6-4-1	DNP
at Dartmouth*	02/24	57-54 W	8-1-1	27-0-3	DNP	8-4-0	0-0-0	0-1-0	0-5-0	DNP
at Harvard*	02/25	55-54 W	8-3-1	20-3-2	DNP	6-2-0	4-1-0	0-0-0	6-4-0	DNP
BROWN*	03/02	54-43 W	11-6-2	19-2-2	DNP	3-1-0	10-4-1	0-1-1	8-8-1	DNP
YALE*	03/03	68-47 W	9-1-4	20-6-2	0-0-0	0-2-0	5-4-0	0-1-1	5-5-0	3-0-0
at Princeton*	03/06	52-62 L	11-2-4	19-2-1	DNP	0-0-0	2-2-0	0-0-0	8-7-0	DNP
QUINNIPIAC	03/14	74-63 W	23-9-6	16-0-9	0-0-0	2-4-0	DNP	8-3-3	8-6-0	0-0-0
BUTLER	03/19	53-63 L	12-3-1	11-5-3	5-1-1	4-0-0	DNP	3-5-0	9-4-0	DNP

Opponent	Date	Score	Crocker	Jok	Gunter	Rennard	Lucas-Perry	Howlett	Belcore
at UMBC	11/11	59-45 W	0-2-1	0-0-0	0-0-0	DNP	0-1-1	7-4-0	2-1-1
TEMPLE	11/14	(ot) 67-73 L	0-1-1	DNP	0-0-0	DNP	DNP	6-0-0	8-1-2
at Rider	11/17	(ot) 78-72 W	1-3-2	DNP	DNP	DNP	DNP	2-4-0	2-8-4
R. MORRIS	11/19	66-60 W	0-0-0	DNP	DNP	DNP	DNP	7-7-0	7-4-1
WAGNER	11/22	65-71 L	2-1-1	DNP	DNP	DNP	0-0-0	2-2-1	4-6-1
PITT.	11/25	58-78 L	0-0-0	0-0-0	3-2-0	DNP	0-0-0	2-4-0	7-4-2
J. MADISON	11/26	58-60 L	0-0-0	DNP	2-0-0	DNP	0-1-0	4-4-0	3-7-2
MANHATTAN	11/29	75-72 W	DNP	DNP	0-0-0	DNP	2-0-0	0-1-0	10-5-5
at Villanova	12/03	65-73 L	0-0-0	DNP	6-1-0	DNP	DNP	0-3-1	2-0-0
DELAWARE	12/07	69-60 W	DNP	DNP	0-1-0	6-0-0	DNP	3-4-0	11-10-2
at UCLA	12/10	73-77 L	0-0-0	DNP	3-0-0	0-0-0	DNP	2-3-0	13-3-1
MARIST	12/23	84-71 W	DNP	0-0-0	0-1-0	0-1-2	0-0-0	5-2-0	11-6-2
at Davidson	12/29	70-75 L	DNP	3-0-0	0-0-0	5-1-1	DNP	1-2-1	10-4-2
at Duke	01/01	55-85 L	0-0-0	0-0-0	DNP	4-2-2	0-0-0	2-3-0	2-2-3
at Lafayette	01/04	78-73 W	5-0-0	0-2-0	DNP	2-1-1	DNP	0-1-0	12-4-2
LA SALLE	01/10	57-68 L	2-0-1	0-0-0	DNP	0-0-0	DNP	0-0-0	2-7-0
at Columbia*	01/13	66-64 W	0-0-0	DNP	DNP	3-0-0	DNP	4-1-0	3-5-3
at Cornell*	01/14	64-52 W	0-0-0	0-0-0	DNP	5-2-1	0-0-0	1-4-0	5-6-2
ST JOSEPH'S	01/21	84-80 W	DNP	DNP	DNP	3-0-0	DNP	0-4-0	12-3-2
PRINCETON*	01/30	82-67 W	0-1-1	0-2-0	1-1-0	10-2-2	2-0-0	2-4-0	4-7-5
at Yale*	02/03	53-60 L	0-0-1	DNP	DNP	3-1-1	DNP	4-2-0	11-9-6
at Brown*	02/04	65-48 W	0-0-0	2-0-0	0-0-0	6-1-2	0-0-0	0-1-0	17-10-0
HARVARD*	02/10	50-56 L	DNP	DNP	DNP	1-1-2	DNP	4-2-0	6-4-1
DARTMOUTH*	02/11	58-55 W	2-0-1	0-0-0	0-0-0	3-0-1	DNP	0-1-0	2-1-3
CORNELL*	02/17	73-66 W	2-0-1	DNP	1-1-1	3-0-1	DNP	4-1-1	3-6-3
COLUMBIA*	02/18	(ot) 61-59 W	0-0-1	DNP	0-0-0	13-3-2	DNP	3-2-0	5-2-2
at Dartmouth*	02/24	57-54 W	0-1-1	0-0-0	0-1-0	0-3-1	DNP	DNP	14-10-2
at Harvard*	02/25	55-54 W	DNP	DNP	DNP	6-1-0	DNP	0-0-0	5-1-4
BROWN*	03/02	54-43 W	DNP	DNP	DNP	0-4-2	DNP	DNP	3-3-4
YALE*	03/03	68-47 W	2-0-1	2-1-0	2-0-0	5-3-0	0-0-0	4-2-0	11-5-5
at Princeton*	03/06	52-62 L	DNP	DNP	DNP	3-1-0	DNP	DNP	9-5-3
QUINNIPIAC	03/14	74-63 W	0-1-0	0-0-0	0-0-0	3-1-0	0-0-0	DNP	14-4-1
BUTLER	03/19	53-63 L	DNP	DNP	0-0-0	DNP	DNP	DNP	9-8-5

2011-12 PENN/OPPONENT GAME-BY-GAME



Opponent ... 1st-2nd (ot)	Final	FG-A	Pct	3FG-A	Pct	FT-A	Pct	O-D	Reb.	PF	A	TO	B	S
Penn 28-31	59	21-51	.412	6-18	.333	11-18	.611	6-25	31	22	13	12	3	9
at UMBC 25-20	45	16-48	.333	0-11	.000	13-21	.619	11-28	39	16	6	20	2	7
Penn 28-29 (10)	67	27-58	.466	7-19	.368	6-9	.667	8-23	31	17	15	16	5	4
TEMPLE 28-29 (16)	73	29-66	.439	6-17	.353	9-17	.529	13-22	35	15	14	13	3	7
Penn 24-35 (19)	78	26-58	.448	6-20	.300	20-27	.741	10-32	42	28	14	21	2	9
at Rider 28-31 (13)	72	18-54	.333	6-21	.286	30-40	.750	8-25	33	21	8	17	3	10
Penn 31-35	66	22-43	.512	10-20	.500	12-18	.667	4-27	31	20	15	16	1	6
ROBERT MORRIS 30-30	60	20-56	.357	7-21	.333	13-22	.591	13-20	33	21	11	12	2	4
Penn 28-37	65	22-49	.449	2-13	.154	19-25	.760	11-23	34	23	14	18	7	8
WAGNER 37-34	71	23-58	.397	7-11	.636	18-21	.857	13-18	31	21	13	14	5	4
Penn 29-29	58	21-52	.404	9-24	.375	7-15	.467	14-18	32	15	9	16	2	4
PITT 35-43	78	31-53	.585	5-12	.417	11-16	.688	8-22	30	14	19	9	3	9
Penn 29-29	58	20-50	.400	10-22	.455	8-13	.615	9-19	28	23	17	14	1	6
JAMES MADISON ... 29-31	60	20-46	.435	8-20	.400	12-19	.632	10-24	34	15	9	15	2	7
Penn 34-41	75	27-62	.435	7-16	.438	14-18	.778	13-18	31	23	17	8	3	8
MANHATTAN 39-33	72	23-49	.469	8-19	.421	18-25	.720	13-25	38	21	17	19	4	3
Penn 20-45	65	24-55	.436	7-22	.318	10-13	.769	8-23	31	27	11	12	4	6
at Villanova 38-35	73	22-55	.400	7-23	.304	22-29	.759	12-25	37	18	14	11	3	4
Penn 26-43	69	21-57	.368	7-21	.333	20-23	.870	14-23	37	19	12	9	3	10
DELAWARE 25-35	60	23-52	.442	4-14	.286	10-17	.588	11-23	34	19	12	17	6	4
Penn 35-38	73	26-58	.448	12-31	.387	9-12	.750	10-21	31	20	18	10	1	6
at UCLA 39-38	77	28-56	.500	8-15	.533	13-24	.542	14-24	38	16	15	9	4	4
Penn 38-46	84	29-53	.547	11-22	.500	15-19	.789	5-28	33	23	22	14	1	7
MARIST 36-35	71	20-53	.377	11-28	.393	20-31	.645	9-23	32	17	14	14	0	5
Penn 33-37	70	24-52	.462	5-18	.278	17-24	.708	6-25	31	26	13	12	1	7
at Davidson 30-45	75	21-52	.404	5-20	.250	28-34	.824	11-24	35	25	11	13	2	5
Penn 26-29	55	22-62	.355	2-13	.154	9-9	1.000	11-18	29	17	10	13	3	11
at Duke 44-41	85	32-66	.485	9-20	.450	12-18	.667	18-29	47	11	20	12	7	5
Penn 33-45	78	25-49	.510	9-22	.409	19-21	.905	3-19	22	17	14	13	2	8
at Lafayette 36-37	73	22-46	.478	11-25	.440	18-20	.900	6-23	29	18	13	18	2	8
Penn 29-28	57	19-56	.339	4-17	.235	15-16	.938	11-20	31	20	15	14	2	6
LA SALLE 39-29	68	22-47	.468	5-16	.313	19-22	.864	6-27	33	18	12	16	6	10
Penn 23-43	66	22-41	.537	4-13	.308	18-24	.750	3-23	26	18	11	14	1	5
at Columbia* 27-37	64	22-51	.431	3-20	.150	17-19	.895	7-20	27	16	8	10	2	9
Penn 36-28	64	23-52	.442	10-20	.500	8-15	.533	8-29	37	19	12	14	3	8
at Cornell* 25-27	52	18-48	.375	3-17	.176	13-24	.542	9-26	35	14	10	12	5	10
Penn 44-40	84	28-53	.528	8-20	.400	20-27	.741	7-21	28	17	15	11	2	9
SAINT JOSEPH'S 32-48	80	27-52	.519	12-25	.480	14-17	.824	6-22	28	20	14	15	8	5
Penn 40-42	82	26-49	.531	10-18	.556	20-30	.667	13-20	33	17	14	10	2	7
PRINCETON* 32-35	67	26-45	.578	6-16	.375	9-17	.529	4-15	19	23	17	10	3	6
Penn 29-24	53	22-57	.386	5-21	.238	4-8	.500	14-16	30	22	14	10	2	7
at Yale* 29-31	60	21-46	.457	7-14	.500	11-17	.647	14-23	37	11	13	17	3	4
Penn 36-29	65	26-56	.464	9-19	.474	4-5	.800	7-28	35	13	15	11	1	12
at Brown* 21-27	48	20-53	.377	4-20	.200	4-7	.571	8-23	31	10	12	15	3	4
Penn 23-27	50	18-56	.321	5-22	.227	9-11	.818	11-24	35	23	10	7	3	5
HARVARD* 28-28	56	17-49	.347	4-19	.211	18-24	.750	12-27	39	12	9	8	4	3
Penn 27-31	58	24-54	.444	8-20	.400	2-5	.400	9-11	20	19	16	8	3	12
DARTMOUTH* 22-33	55	16-36	.444	4-8	.500	19-23	.826	10-22	32	13	10	19	3	0
Penn 35-38	73	24-48	.500	12-22	.545	13-19	.684	6-19	25	13	16	13	1	9
CORNELL* 29-37	66	22-49	.449	8-18	.444	14-18	.778	9-20	29	17	13	16	1	6
Penn 21-33 (7)	61	24-48	.500	10-19	.526	3-6	.500	8-20	28	19	17	15	1	3
COLUMBIA* 24-30 (5)	59	18-45	.400	8-17	.471	15-18	.833	8-19	27	13	9	12	2	4
Penn 27-30	57	21-50	.420	3-14	.214	12-17	.706	6-20	26	20	8	11	2	9
at Dartmouth* 20-34	54	17-42	.405	5-13	.385	15-28	.536	12-26	38	16	10	17	3	8
Penn 24-31	55	20-41	.488	5-12	.417	10-11	.909	4-13	17	20	7	16	6	8
at Harvard* 30-24	54	16-36	.444	2-11	.182	20-26	.769	10-18	28	14	13	20	5	6
Penn 22-32	54	22-48	.458	5-17	.294	5-8	.625	9-23	32	8	13	8	1	3
BROWN* 24-19	43	16-50	.320	7-24	.292	4-6	.667	11-19	30	14	8	8	2	4
Penn 30-38	68	23-42	.548	7-17	.412	15-18	.833	6-27	33	25	13	16	3	6
YALE* 22-25	47	14-51	.275	1-12	.083	18-23	.783	14-15	29	15	4	12	1	2
Penn 17-35	52	22-57	.386	6-18	.333	2-3	.667	8-15	23	21	8	13	2	11
at Princeton* 27-35	62	21-36	.583	4-13	.308	16-20	.800	3-28	31	10	13	20	8	7
Penn 34-40	74	26-60	.433	13-27	.481	9-13	.692	9-23	32	11	19	7	4	6
QUINNIPIAC (CBI) ... 30-33	63	26-58	.448	5-17	.294	6-10	.600	10-27	37	12	9	11	4	1
Penn 17-36	53	20-54	.370	4-20	.200	9-13	.692	10-18	28	22	10	12	5	6
BUTLER (CBI) 20-43	63	20-53	.377	2-7	.286	21-27	.778	18-26	44	14	8	13	3	7



2011-12 GAME RECAPS/BOX SCORES

GAME 31 at Princeton 62, Penn 52 March 6, 2012

PRINCETON, N.J. — To say that the first half was a struggle for Penn would be an understatement. The Quakers came out ice cold from the field, and for the most part it was one shot and back on defense.

Thankfully, Zack Rosen—who suffered a miserable start—got things going. He hit consecutive jumpers, one from beyond the arc, then added two more buckets after a Rob Belcore layup. When Rosen's fifth bucket went down with only seconds left before halftime, the deficit was suddenly a manageable 10 points (27-17). That's what it was as the teams went to the locker rooms.

It was still 34-24 out of the first media timeout, but Penn had a run ahead. Belcore started it with a trey from the right corner, and then Miles Cartwright followed by hitting the Quakers' first two free throws of the night. After two more stops, Rosen drove and missed a pullup, but Fran Dougherty sailed in among the Princeton defenders and put it back to make the score 34-31. That forced a Princeton timeout with 12:15 left.

The Tigers struggled on their next possession, but Cartwright bailed them out with a foul and Ian Hummer made the Quakers pay with a short jumper. Rosen then missed a layup in traffic, and T.J. Bray shook into the lane and hit a layup that pushed the Tigers' lead back to seven.

Two Quick Notes...

- Penn scored 17 points in the first half, a low for any half this season.
• Sophomore center Fran Dougherty played a season-high 30 minutes and led Penn with seven rebounds, one shy of his season/career best.

PENN 19-12, 11-3

Table with 12 columns: #, Player, fg-a, 3g-a, ft-a, o-d, pf, tp, a, b, smin. Rows for Brooks, Belcore, Cartwright, Rosen, Rennard, Bernardini, Kukoc, Dougherty, and TEAM.

PRINCETON 19-11, 10-4

Table with 12 columns: #, Player, fg-a, 3g-a, ft-a, o-d, pf, tp, a, b, smin. Rows for Saunders, Hummer, Connolly, Comfort, Davis, Sherburne, Koon, Bray, Darrow, and TEAM.

By Half 1 2 Final Penn 17 35 - 52 Princeton 27 35 - 62

GAME 32 at Penn 74, Quinnipiac 63 (CBI) March 14, 2012

PHILADELPHIA — The Quakers used a decisive run midway through the second half and knocked off the Bobcats in an opening-round game of the CBI Presented by Zebra Pen.

In the first postseason game hosted by Penn since 1978, the Quakers earned their first postseason win since 1994 and just their second since 1980.

The first half was defined by runs on both sides. Penn used an eight-point run to turn a 6-5 deficit into a 13-6 lead. Quinnipiac responded a short time later with a seven-point streak to take a 16-15 lead. Rosen figured in 12 of Penn's 14 points after that to push the Quakers back out in front, 29-20.

It was still 39-36 early in the second when Penn went on the decisive run. Zack Rosen started it with a three-pointer, then Henry Brooks followed a Rosen miss with an offensive rebound and putback. Miles Cartwright got the lead to double digits for the first time in the game with a pair of free throws, and then Rosen fed Cartwright for a layup and hit his own shot. The lead would bulge to as much as 61-42.

Two Quick Notes...

- Penn hit 13 three-point baskets, tying a team high in the Jerome Allen coaching era.
• Sophomore guard Miles Cartwright set a new career high with nine rebounds, and fell one assist shy of a career best with six.

QUINNIPIAC 18-14

Table with 12 columns: #, Player, fg-a, 3g-a, ft-a, o-d, pf, tp, a, b, smin. Rows for Azotam, Drame, Hearst, Johnson, Conti, Gause, Barnett, Jackson A, Bobb-Jones, Wood-Smith, Tarca, Jackson J, and TEAM.

PENN 20-12

Table with 12 columns: #, Player, fg-a, 3g-a, ft-a, o-d, pf, tp, a, b, smin. Rows for Brooks, Belcore, Cartwright, Rosen, Rennard, Esprit, Kukoc, Dougherty, Cairns, Crocker, Jok, Gunter, Lucas-Perry, and TEAM.

By Half 1 2 Final Quinnipiac 30 33 - 63 Penn 34 40 - 74

GAME 33 Butler 63, at Penn 53 (CBI) March 19, 2012

PHILADELPHIA — This historic meeting was a spirited one. In fact, the game was tied with 13 minutes left, 31-31, thanks to a Kameron Woods jumper for the Bulldogs.

As it turned out, those were the first two of nine straight points Butler would score. It was hardly a dominant charge, taking nearly four minutes to build, but when Roosevelt Jones tipped in a Kyle Marshall miss to make the score 38-31 it just felt like it might be too much for Penn to overcome.

As it turned out, that was true. The final score was 63-53 in Butler's favor.

The Quakers threatened. They got within two points, at 42-40, on a Miles Cartwright layup with 6:41 to play, but had two chances to tie and were unsuccessful. Butler—the NCAA Tournament runner-up the last two years—finally expanded their lead beyond a possession when Chrishawn Hopkins rebounded a missed Marshall free throw and then hit a jumper.

Penn got within four points two more times, at 46-42 and 48-44, but the Bulldogs hit their free throws down the stretch and never gave the Quakers the chance to get back into it. Thirteen of Butler's final 17 points came from the charity stripe, and they were 13-of-15 on freebies in those final four minutes (including seven in a row in the final 46 seconds to end the game).

Two Quick Notes...

- This was the first meeting between Penn and Butler in men's basketball.
• Freshman guard Simeon Esprit played 18 minutes—after playing 27 all year—and scored his first five collegiate points.

BUTLER 22-14

Table with 12 columns: #, Player, fg-a, 3g-a, ft-a, o-d, pf, tp, a, b, smin. Rows for Jones, Marshall, Smith, Nored, Hopkins, Barlow, Fromm, Woods, Butcher, Stigall, and TEAM.

PENN 20-13

Table with 12 columns: #, Player, fg-a, 3g-a, ft-a, o-d, pf, tp, a, b, smin. Rows for Brooks, Dougherty, Cartwright, Rosen, Belcore, Esprit, Kukoc, Gunter, and TEAM.

By Half 1 2 Final Butler 20 43 - 63 Penn 17 36 - 53



Ivy League Individual (All Games)

Scoring

1. Zack Rosen, 18.2 ppg
7. Tyler Bernardini, 12.2
13. Miles Cartwright, 10.8

Rebounding

13. Rob Belcore, 4.9
17. Tyler Bernardini, 4.5
20. Fran Dougherty, 4.0

Field Goal Percentage

9. Miles Cartwright, .454
10. Zack Rosen, .453

Free Throw Percentage

4. Zack Rosen, .882
10. Tyler Bernardini, .758

3-Point FG Percentage

3. Zack Rosen, .399

Assists Per Game

3. Zack Rosen, 5.2

Steals Per Game

2. Rob Belcore, 1.8
7. Zack Rosen, 1.4
9. Tyler Bernardini, 1.2

3-Point FG Made Per Game

3. Zack Rosen, 2.3
9. Tyler Bernardini, 1.9

Blocked Shots Per Game

9. Fran Dougherty, 0.8

Assist/Turnover Ratio

5. Zack Rosen, 1.92

Minutes Played

1. Zack Rosen, 38.2
5. Miles Cartwright, 33.2

Ivy League Individual (Ivy Games Only)

Scoring

1. Zack Rosen, 18.6
17. Miles Cartwright, 10.0

Rebounding

11. Rob Belcore, 5.3
17. Fran Dougherty, 4.4

Field Goal Pct.

7. Miles Cartwright, .510

Free Throw Percentage

3. Zack Rosen, .886

3-Point FG Percentage

2. Zack Rosen, .392

Assists Per Game

6. Zack Rosen, 3.8
8. Rob Belcore, 3.1

Steals Per Game

2. Rob Belcore, 2.1
6. Zack Rosen, 1.5
- t-7. Miles Cartwright, 1.2

3-Point FG Made Per Game

- t-2. Zack Rosen, 2.2

Assist/Turnover Ratio

2. Rob Belcore, 3.1
9. Zack Rosen, 1.4

Minutes Played

1. Zack Rosen, 38.1

2011-12 Philadelphia Big 5 Final Standings

Team	Big 5	All	Coach
Temple	3-1	24-8	F. Dunphy
Saint Joseph's	3-1	20-14	P. Martelli
Villanova	2-2	13-19	J. Wright
La Salle	1-3	21-13	J. Giannini
Penn	1-3	20-13	J. Allen

Results

Date Result

- 11/14 Temple 73, at Penn 67 (ot)
 11/15 at Villanova 76, La Salle 69 (ot)
 12/3 at Villanova 73, Penn 65
 12/10 at Temple 78, Villanova 67
 12/17 at SJU 74, Villanova 58
 1/10 La Salle 68, at Penn 57
 1/21 at Penn 84, SJU 80
 2/4 SJU 70, La Salle 66*
 2/22 Temple 80, at La Salle 79 (ot)
 2/25 at SJU 82 Temple 72

*Game played at The Palestra

Herb Good Awards

Robert V. Geasey Award

(Player of the Year)

Zack Rosen, Penn

Harry Litwack Award

(Coach of the Year)

Fran Dunphy, Temple

Cy Kaselman Trophy

(Best Foul Shooter)

Maalik Wayns, Villanova

Dave Zinkoff Award

(Rookie of the Year)

Jerrell Wright, La Salle

George Paull Award

(Most Improved Player of the Year)

Earl Pettis, La Salle

Palumbo Award (top scorer)

Zack Rosen, Penn

Scholar Athlete Award

Zack Rosen, Penn

All-Big 5 Teams

First Team

- Langston Galloway, Saint Joseph's
 Ramone Moore, Temple
 Zack Rosen, Penn
 Maalik Wayns, Villanova
 Khaliff Wyatt, Temple

Second Team

- C.J. Aiken, Saint Joseph's
 Tyreek Duren, La Salle
 Juan Fernandez, Temple
 Ramon Galloway, La Salle
 Carl Jones, Saint Joseph's
 Earl Pettis, La Salle



Ivy League Team Stats (All Games)

SCORING OFFENSE (All Games)

# Team	G	Pts	Avg.
1. Yale	29	1,991	68.7
2. Princeton	32	2,141	66.9
3. Harvard	31	2,033	65.6
4. Cornell	28	1,833	65.5
5. Columbia	30	1,955	65.2
6. Penn	33	2,146	65.0
7. Brown	31	1,907	61.5
8. Dartmouth	30	1,727	57.6

SCORING DEFENSE

# Team	G	Pts	Avg.
1. Harvard	31	1,724	55.6
2. Columbia	30	1,863	62.1
3. Princeton	32	1,999	62.5
4. Dartmouth	30	1,904	63.5
5. Penn	33	2,106	63.8
6. Yale	29	1,878	64.8
7. Cornell	28	1,898	67.8
8. Brown	31	2,154	69.5

SCORING MARGIN

# Team	G	O	D	+/-
1. Harvard	31	65.6	55.6	+10.0
2. Princeton	32	66.9	62.5	+4.4
3. Yale	29	68.7	64.8	+3.9
4. Columbia	30	65.2	62.1	+3.1
5. Penn	33	65.0	63.8	+1.2
6. Cornell	28	65.5	67.8	-2.3
7. Dartmouth	30	57.6	63.5	-5.9
8. Brown	31	61.5	69.5	-8.0

FREE THROW PERCENTAGE

# Team	G	FT	FTA	Pct
1. Harvard	31	458	613	.747
2. Columbia	30	378	509	.743
3. Penn	33	374	513	.729
4. Yale	29	459	647	.709
5. Dartmouth	30	389	552	.705
6. Cornell	28	338	494	.684
7. Princeton	32	353	520	.679
8. Brown	31	303	482	.629

FIELD GOAL PERCENTAGE

# Team	G	FG	FGA	Pct
1. Harvard	31	695	1,490	.466
2. Princeton	32	776	1,681	.462
3. Penn	33	767	1,731	.443
4. Yale	29	678	1,571	.432
5. Columbia	30	683	1,585	.431
6. Cornell	28	639	1,567	.408
7. Brown	31	685	1,695	.404
8. Dartmouth	30	592	1,504	.394

2011-12 Ivy League Final Standings

Team	Ivy	Pct.	Overall
Harvard	12-2	.857	26-5
Penn	11-3	.786	20-13
Princeton	10-4	.714	20-12
Yale	9-5	.643	19-10
Cornell	7-7	.500	12-16
Columbia	4-10	.286	15-15
Brown	2-12	.143	8-23
Dartmouth	1-13	.071	5-25

FIELD GOAL PCT DEFENSE

# Team	G	FG	FGA	Pct
1. Harvard	31	637	1,555	.410
2. Columbia	30	651	1,564	.416
3. Yale	29	676	1,618	.418
4. Cornell	28	633	1,514	.418
5. Dartmouth	30	649	1,534	.423
6. Princeton	32	731	1,724	.424
7. Penn	33	707	1,656	.427
8. Brown	31	795	1,751	.454

3-POINT FG PERCENTAGE

# Team	G	FG	FGA	Pct
1. Princeton	32	236	628	.376
2. Columbia	30	211	564	.374
3. Penn	33	238	637	.374
4. Brown	31	234	647	.362
5. Harvard	31	185	518	.357
6. Yale	29	176	509	.346
7. Cornell	28	217	636	.341
8. Dartmouth	30	154	463	.333

3-POINT FG PCT DEFENSE

# Team	G	FG	FGA	Pct
1. Cornell	28	172	561	.307
2. Yale	29	162	488	.332
3. Harvard	31	143	422	.339
4. Penn	33	192	563	.341
5. Princeton	32	147	430	.342
6. Columbia	30	161	447	.360
7. Dartmouth	30	183	498	.367
8. Brown	31	224	572	.392

REBOUNDING MARGIN

# Team	G	Team	Opp.	+/-
1. Yale	29	37.3	32.6	+4.7
2. Harvard	31	32.4	28.3	+4.1
3. Columbia	30	34.0	32.0	+2.0
4. Princeton	32	32.7	32.8	-0.1
5. Dartmouth	30	32.3	32.8	-0.5
6. Penn	33	30.1	33.3	-3.2
7. Brown	31	32.3	37.5	-5.2
8. Cornell	28	32.6	38.2	-5.6

BLOCKED SHOTS

# Team	G	No.	Avg.
1. Harvard	31	137	4.4
2. Yale	29	115	4.0
3. Princeton	32	124	3.9
4. Cornell	28	85	3.0
5. Brown	31	79	2.5
6. Penn	33	83	2.5
7. Dartmouth	30	73	2.4
8. Columbia	30	70	2.3

ASSISTS

# Team	G	No.	Avg.
1. Princeton	32	465	14.5
2. Cornell	28	380	13.6
3. Penn	33	447	13.5
4. Brown	31	412	13.3
5. Yale	29	383	13.2
6. Harvard	31	401	12.9
7. Columbia	30	380	12.7
8. Dartmouth	30	291	9.7

STEALS

# Team	G	No.	Avg.
1. Cornell	28	218	7.8
2. Penn	33	241	7.3
3. Princeton	32	203	6.3
4. Columbia	30	182	6.1
5. Harvard	31	184	5.9
6. Dartmouth	30	163	5.4
7. Brown	31	162	5.2
8. Yale	29	151	5.2

TURNOVER MARGIN

# Team	G	Team	Opp.	+/-
1. Cornell	28	13.5	15.5	+2.0
2. Penn	33	12.5	14.1	+1.6
3. Harvard	31	12.2	12.5	+0.3
4. Columbia	30	12.2	12.1	-0.1
5. Princeton	32	12.3	12.0	-0.3
6. Brown	31	12.3	11.7	-0.6
7. Yale	29	14.1	12.8	-1.3
8. Dartmouth	30	13.9	12.1	-1.8

ASSIST/TURNOVER RATIO

# Team	G	Ast	TO	Ratio
1. Princeton	32	465	394	1.18
2. Penn	33	447	414	1.08
3. Brown	31	412	382	1.07
4. Harvard	31	401	379	1.06
5. Columbia	30	380	365	1.04
6. Cornell	28	380	377	1.01
7. Yale	29	383	410	0.93
8. Dartmouth	30	291	418	0.70

3-POINT FG MADE

# Team	G	No.	Avg.
1. Cornell	28	217	7.8
2. Brown	31	234	7.5
3. Princeton	32	236	7.4
4. Penn	33	238	7.2
5. Columbia	30	211	7.0
6. Yale	29	176	6.1
7. Harvard	31	185	6.0
8. Dartmouth	30	154	5.1



Ivy League Team Stats (Ivy Games)

SCORING OFFENSE

# Team	G	Pts	Avg.
1. Princeton	14	956	68.3
2. Columbia	14	904	64.6
3. Harvard	14	896	64.0
4. Cornell	14	890	63.6
5. Yale	14	870	62.1
6. Penn	14	858	61.3
7. Brown	14	825	58.9
8. Dartmouth	14	765	54.6

SCORING DEFENSE

# Team	G	Pts	Avg.
1. Harvard	14	756	54.0
2. Penn	14	787	56.2
3. Princeton	14	844	60.3
4. Yale	14	857	61.2
5. Dartmouth	14	890	63.6
6. Columbia	14	926	66.1
7. Cornell	14	927	66.2
8. Brown	14	977	69.8

SCORING MARGIN

# Team	G	O	D	+/-
1. Harvard	14	64.0	54.0	+10.0
2. Princeton	14	68.3	60.3	+8.0
3. Penn	14	61.3	56.2	+5.1
4. Yale	14	62.1	61.2	+0.9
5. Columbia	14	64.6	66.1	-1.5
6. Cornell	14	63.6	66.2	-2.6
7. Dartmouth	14	54.6	63.6	-9.0
8. Brown	14	58.9	69.8	-10.9

FREE THROW PERCENTAGE

# Team	G	FT	FTA	Pct
1. Columbia	14	181	231	.784
2. Harvard	14	216	284	.761
3. Princeton	14	162	221	.733
4. Dartmouth	14	202	280	.721
5. Yale	14	214	302	.709
6. Cornell	14	174	248	.702
7. Penn	14	125	180	.694
8. Brown	14	122	199	.613

FIELD GOAL PERCENTAGE

# Team	G	FG	FGA	Pct
1. Princeton	14	348	714	.487
2. Harvard	14	302	644	.469
3. Penn	14	317	699	.454
4. Columbia	14	319	716	.446
5. Yale	14	294	711	.414
6. Cornell	14	309	778	.397
7. Brown	14	300	771	.389
8. Dartmouth	14	258	672	.384

FIELD GOAL PCT DEFENSE

# Team	G	FG	FGA	Pct
1. Harvard	14	276	696	.397
2. Princeton	14	303	743	.408
3. Penn	14	264	636	.415
4. Yale	14	319	768	.415
5. Cornell	14	312	735	.424
6. Dartmouth	14	305	688	.443
7. Columbia	14	310	687	.451
8. Brown	14	358	752	.476

2011-12 Ivy League

All-Ivy Teams

First Team (*=unanimous)

Brian Barbour, Columbia (Jr., G)
 Chris Wroblewski, Cornell (Sr., G)
 Kyle Casey, Harvard (Jr., F)
 *Zack Rosen, Penn (Sr., G)
 *Ian Hummer, Princeton (Jr., F)
 Greg Mangano, Yale (Sr., C)

Second Team

Sean McGonagill, Brown (So., G)
 Brandyn Curry, Harvard (Jr., G)
 Keith Wright, Harvard (Sr., F)
 Douglas Davis, Princeton (Sr., G)
 Reggie Willhite, Yale (Sr., G/F)

Honorable Mention

Johnathan Gray, Cornell (Jr., G)
 Rob Belcore, Penn (Sr., F)

Player of the Year

*Zack Rosen, Penn (Sr., G)

Rookie of the Year

*Shonn Miller, Cornell (Fr., F)

Defensive Player of the Year

Reggie Willhite, Yale (Sr., G)

BLOCKED SHOTS

# Team	G	No.	Avg.
1. Princeton	14	62	4.4
2. Harvard	14	60	4.3
3. Yale	14	48	3.4
4. Cornell	14	44	3.1
5. Brown	14	37	2.6
6. Dartmouth	14	34	2.4
7. Columbia	14	32	2.3
8. Penn	14	31	2.2

ASSISTS

# Team	G	No.	Avg.
1. Princeton	14	198	14.1
2. Columbia	14	177	12.6
3. Penn	14	174	12.4
4. Cornell	14	173	12.4
Harvard	14	173	12.4
6. Yale	14	165	11.8
7. Brown	14	159	11.4
8. Dartmouth	14	114	8.1

STEALS

# Team	G	No.	Avg.
1. Penn	14	105	7.5
2. Cornell	14	102	7.3
3. Princeton	14	86	6.1
4. Harvard	14	72	5.1
5. Dartmouth	14	71	5.1
6. Brown	14	68	4.9
7. Columbia	14	67	4.8
8. Yale	14	63	4.5

TURNOVER MARGIN

# Team	G	Team	Opp.	+/-
1. Cornell	14	12.2	14.5	+2.3
2. Penn	14	11.9	14.0	+2.1
3. Harvard	14	11.0	11.3	+0.3
4. Princeton	14	11.1	11.1	0.0
5. Brown	14	11.2	10.5	-0.7
6. Columbia	14	11.5	10.6	-0.9
7. Yale	14	12.9	11.7	-1.2
8. Dartmouth	14	14.0	12.1	-1.9

ASSIST/TURNOVER RATIO

# Team	G	Ast	TO	Ratio
1. Princeton	14	198	155	1.28
2. Harvard	14	173	154	1.12
3. Columbia	14	177	161	1.10
4. Penn	14	174	166	1.05
5. Brown	14	159	157	1.01
6. Cornell	14	173	171	1.01
7. Yale	14	165	181	0.91
8. Dartmouth	14	114	196	0.58

3-POINT FG MADE

# Team	G	No.	Avg.
1. Brown	14	103	7.4
2. Penn	14	99	7.1
3. Cornell	14	98	7.0
Princeton	14	98	7.0
5. Columbia	14	85	6.1
6. Harvard	14	76	5.4
7. Yale	14	68	4.9
8. Dartmouth	14	47	3.4

3-POINT FG PERCENTAGE

# Team	G	3FG	3FGA	Pct
1. Princeton	14	98	242	.405
2. Penn	14	99	252	.393
3. Brown	14	103	273	.377
4. Columbia	14	85	229	.371
5. Harvard	14	76	219	.347
6. Cornell	14	98	290	.338
7. Yale	14	68	202	.337
8. Dartmouth	14	47	171	.275

3-POINT FG PCT DEFENSE

# Team	G	3FG	3FGA	Pct
1. Penn	14	66	221	.299
2. Princeton	14	68	216	.315
3. Harvard	14	69	202	.342
4. Cornell	14	100	292	.342
5. Yale	14	83	242	.343
6. Columbia	14	88	220	.400
7. Dartmouth	14	97	236	.411
8. Brown	14	103	249	.414

REBOUNDING MARGIN

# Team	G	Team	Opp.	+/-
1. Harvard	14	31.7	27.4	+4.3
2. Yale	14	35.1	32.5	+2.6
3. Columbia	14	31.4	28.9	+2.4
4. Dartmouth	14	31.7	31.1	+0.6
5. Princeton	14	31.2	32.0	-0.8
6. Penn	14	28.6	30.8	-2.2
7. Cornell	14	33.8	36.6	-2.9
8. Brown	14	31.6	35.8	-4.1

Ivy League

Brown	101-21
Columbia	136-85
Cornell	145-73
Dartmouth	147-56
Harvard	128-34
Princeton	123-103
Yale	146-70

Phila. Big 5

La Salle	38-27
Saint Joseph's	34-46
Temple	19-42
Villanova	18-41

America East (8-2)

Albany	0-2
Boston University	1-0
Hartford	2-0
New Hampshire	2-0
UMBC	3-0

Atlantic 10 (104-133)

Butler	0-1
Dayton	0-1
Duquesne	4-1
Fordham	2-6
George Washington	0-1
La Salle	38-27
Massachusetts	1-3
Rhode Island	1-1
Richmond	3-2
St. Bonaventure	2-1
Saint Joseph's	34-46
Saint Louis	0-1
Temple	19-42

Atlantic Coast (36-38)

Boston College	2-1
Clemson	1-0
Duke	6-10
Georgia Tech	4-2
Maryland	12-2
Miami (Fla.)	3-5
North Carolina	2-6
N.C. State	0-2
Virginia	5-8
Wake Forest	1-3

Atlantic Sun (2-1)

Florida Gulf Coast	1-1
Mercer	1-0

Big East (80-117)

Cincinnati	0-1
DePaul	1-1
Georgetown	4-3
Louisville	0-1
Notre Dame	2-20
Pittsburgh	7-7
Providence	3-6
Rutgers	19-4
St. John's	5-4
Seton Hall	1-2
Syracuse	20-27
Villanova	18-41

Big 12 (3-11)

Iowa State	1-0
Kansas	0-3
Kansas State	0-1
Oklahoma	0-1

Oklahoma State	0-2
Texas	0-2
Texas Tech	1-0
West Virginia	1-1

Big Sky (2-1)

Idaho State	0-1
Portland State	1-0
Weber State	1-0

Big South (3-0)

Campbell	1-0
Virginia Military	2-0

Big Ten (47-48)

Illinois	0-6
Indiana	1-3
Iowa	1-2
Michigan	5-6
Michigan State	1-3
Nebraska	1-0
Northwestern	1-0
Ohio State	5-5
Penn State	31-15
Purdue	1-2
Wisconsin	0-6

Big West (1-2)

Cal-Irvine	0-1
Cal-Santa Barbara	0-1
Hawaii	1-0

Colonial (39-14)

Delaware	18-4
Drexel	15-8
Hofstra	1-1
James Madison	0-1
Northeastern	1-0
Towson	2-0
William & Mary	2-0

Conference USA (7-9)

Central Florida	0-1
Marshall	0-1
Memphis	0-1
Rice	1-1
Southern Methodist	3-2
Tulane	3-1
Tulsa	0-1
UTEP	0-1

Great West (2-0)

NJIT	2-0
------	-----

Horizon League (1-6)

Detroit Mercy	0-1
Illinois-Chicago	1-3
Loyola-Chicago	0-2

Metro Atlantic (14-12)

Canisius	0-1
Iona	3-1
Loyola (Md.)	0-1
Manhattan	7-3
Marist	1-1
Niagara	0-3
Rider	1-2
Siena	2-0

Mid-American (3-1)

Akron	1-0
Bowling Green	1-0
Buffalo	1-0
Ohio	0-1

Mid-Eastern Athletic (0-1)

Howard	0-1
--------	-----

Missouri Valley (1-1)

Evansville	0-1
Indiana State	1-0

Mountain West (0-2)

New Mexico	0-1
San Diego St.	0-1

Northeast (15-2)

Fairleigh Dickinson	2-0
Monmouth	4-1
Quinnipiac	2-0
Robert Morris	1-0
St. Francis (N.Y.)	1-0
Saint Francis (Pa.)	5-0
Wagner	0-1

Ohio Valley (2-1)

Eastern Illinois	1-0
Eastern Kentucky	1-0
Murray State	0-1

Pacific 12 (14-13)

Arizona	0-1
Arizona State	0-1
California	2-2
Colorado	0-2
Oregon State	0-2
Southern California	5-2
Stanford	2-0
UCLA	0-2
Utah	1-1
Washington	2-0
Washington State	2-0

Patriot League (160-50)

American	6-0
Army	21-12
Bucknell	4-1
Colgate	7-1
Holy Cross	3-3
Lafayette	40-5
Lehigh	22-4
Navy	57-24

Southeastern (6-16)

Alabama	0-2
Auburn	0-1
Florida	2-2
Georgia	1-0
Kentucky	0-5
South Carolina	2-2
Tennessee	0-1
Texas A&M	0-1
Vanderbilt	1-2

Southern (13-7)

The Citadel	5-0
Davidson	5-6
Elon	2-0
Furman	1-1

Southland (2-0)

Oral Roberts	2-0
--------------	-----

Sun Belt (4-0)

Florida International	2-0
Middle Tennessee State	1-0
Western Kentucky	1-0

West Coast (1-5)

Loyola Marymount	1-0
St. Mary's	0-1
San Francisco	0-2
Santa Clara	0-2

Non-Division I

Allegheny	0-1
Alumni	4-0
Bainbridge N.T.S.	1-0
Baltimore Medical	0-1
BYU-Hawaii	1-0
Carlisle	8-0
Carnegie Tech	1-0
Catholic	2-0
Chicago	2-3
C.C.N.Y.	1-2
Columbus (Ohio)	1-0
Crescent A.C.	0-1
Detroit A.C.	0-1
Detroit Military	1-0
Dickinson	8-4
Ft. Meade	1-0
Franklin & Marshall	4-0
Geneva	0-1
George School	1-0
Gettysburg	9-1
Grove City	0-0-1
Hamilton	2-0
Haverford	6-0
Inter-American	1-0
Johns Hopkins	2-0
King's	2-0
McGill	3-0
McNichol Brothers	0-1
Muhlenberg	20-7
Naval Reserves	0-2
NYU	3-1
North Kentucky	1-0
Oklahoma City	0-1
Oswego St.	1-0
Penn A.C.	4-0
Phila. Coast Guard	2-0
Phila. Naval Base	0-1
Polytechnic	0-1
Pratt	4-0
Puerto Rico	1-0
Queens	1-0
Rensselaer	1-0
Rochester	12-7
St. John's (Md.)	1-0
St. Lawrence	1-0
2nd Signal Corps	1-1
Scranton	1-0
Susquehanna	2-0
Swarthmore	53-9
Tampa	0-2
Ursinus	12-1
USAAC	1-0
U.S. Naval Hospital	1-0
Valley Forge	0-2
Washington U.	1-0
Wash. Cont.	0-1
Washington & Jefferson	3-0
Washington & Lee	0-1
Wesleyan	4-2
Western	1-0
Widener	3-0
Williams	0-1
Williston Seminary	0-1
YMCA	0-2
YMCA Fitchburg	1-0
YMCA Johnstown	2-0
YMCA Mexico City	1-0
YMCA York	1-1

ALL-TIME RESULTS 2012-13 OPPONENTS



1916-17	12-25 L	1.9.54	83-48 W	A	2.23.74	90-79 W	H	2.25.94	87-63 W	H	
1916-17	23-27 L	1.5.55	42-40 W	A	2.1.75	79-67 W	A	2.3.95	66-55 W	A	
1.19.18	28-15 W	H	1.22.55	91-71 W	H	2.28.75	98-73 W	H	3.4.95	82-57 W	H
3.1.18	31-18 W	A	2.15.56	72-96 L	A	2.13.76	73-53 W	A	1.13.96	66-56 W	H
1.31.19	22-26 L	H	3.7.56	67-60 W	H	2.28.76	44-46 L	H	2.16.96	60-62 L	A
2.8.19	29-22 W	A	12.14.56	72-88 L	A	2.5.77	(2ot) 77-74 W	A	1.10.97	70-54 W	A
1.31.20	32-16 W	H	3.6.57	54-60 L	H	3.4.77	105-59 W	H	2.15.97	58-60 L	H
3.10.20	44-16 W	A	1.10.58	72-88 L	A	2.10.78	96-78 W	A	1.10.98	(ot) 70-71 L	A
2.22.21	29-11 W		2.7.58	68-81 L	H	2.25.78	67-59 W	H	2.13.98	(ot) 76-69 W	H
3.5.21	48-13 W		1.10.59	59-53 W	H	2.3.79	86-84 W	A	1.8.99	68-62 W	H
1.14.22	36-16 W	H	2.6.59	73-81 L	A	3.2.79	94-81 W	H	2.13.99	71-50 W	A
3.1.22	31-16 W	A	1.9.60	57-67 L	A	1.12.80	84-64 W	H	2.4.2000	61-36 W	A
1922-23	28-32 L		1.16.60	68-63 W	H	2.15.80	73-68 W	A	3.4.00	69-52 W	H
1922-23	17-29 L		1.13.61	73-51 W	H	1.9.81	63-59 W	A	2.2.01	61-51 W	H
1.16.24	29-21 W	H	2.10.61	51-60 L	A	2.21.81	78-55 W	H	3.3.01	63-38 W	A
3.4.24	18-22 L	A	1.13.62	63-67 L	A	1.9.82	48-49 L	A	2.8.02	78-83 L	A
1.3.25	29-17 W	H	2.2.62	71-49 W	H	2.19.82	81-62 W	H	2.23.02	72-63 W	H
3.11.25	14-11 W	A	1.12.63	60-50 W	H	1.7.83	70-65 W	H	3.9.02	77-58 W	N (1)
1.1.26	30-19 W	H	2.8.63	76-69 W	A	2.19.83	69-61 W	A	2.14.03	68-57 W	H
1.20.26	20-17 W	A	1.10.64	70-69 W	H	2.3.84	(ot) 47-51 L	A	3.1.03	80-75 W	A
1.1.27	26-15 W	H	2.22.64	64-74 L	A	3.3.84	63-60 W	H	1.30.04	52-54 L	A
2.19.27	22-21 W	A	1.9.65	80-64 W	H	2.16.85	72-66 W	A	2.21.04	69-61 W	H
12.32.27	21-24 L	H	2.5.65	80-68 W	A	3.1.85	75-77 L	H	1.28.05	65-41 W	H
3.7.28	39-33 W	A	1.8.66	84-56 W	A	2.8.86	71-67 W	H	2.19.05	60-78 L	A
1.5.29	35-19 W	H	2.11.66	62-58 W	H	2.21.86	89-72 W	A	2.4.06	74-52 W	H
2.19.29	28-20 W	A	1.6.67	74-86 L	H	1.30.87	80-81 L	H	3.3.06	57-55 W	A
1.4.30	27-23 W	H	2.11.67	64-71 L	A	2.28.87	78-74 W	A	2.3.07	68-77 L	A
3.5.30	39-30 W	A	2.10.68	63-72 L	H	1.29.88	87-76 W	H	3.2.07	86-58 W	H
1.3.31	25-26 L	H	2.16.68	(ot) 71-68 W	A	2.20.88	81-87 L	A	2.16.08	78-65 W	H
1.20.31	26-37 L	A	2.15.69	67-60 W	A	1.27.89	62-58 W	A	2.29.08	70-63 W	A
1.19.32	22-23 L	A	2.22.69	85-74 W	H	2.18.89	67-61 W	H	2.14.09	68-63 W	A
1.30.32	19-16 W	H	2.13.70	70-62 W	H	1.13.90	69-62 W	A	2.27.09	79-87 L	H
1.24.33	23-35 L	A	2.20.70	87-71 W	A	2.16.90	72-79 L	H	1.29.10	48-61 L	A
2.4.33	26-33 L	H	2.13.71	91-77 W	A	1.12.91	59-57 W	H	2.20.10	81-69 W	H
1.23.34	28-35 L	A	2.27.71	93-63 W	H	2.15.91	64-69 L	A	1.28.11	66-58 W	H
2.3.34	26-22 W	H	2.19.72	71-62 W	H	2.14.92	61-73 L	A	2.19.11	60-58 W	A
1.22.35	23-12 W	A	3.3.72	86-65 W	A	2.29.92	70-61 W	H	2.3.12	53-60 L	A
2.2.35	32-28 W	H	2.2.73	76-56 W	H	2.6.93	51-50 W	A	3.3.12	68-47 W	H
1.21.36	28-33 L	A	2.24.73	78-49 W	A	3.5.93	71-49 W	H			
2.1.36	23-18 W	H	2.8.74	80-56 W	A	2.12.94	76-66 W	A			
1.12.37	36-29 W	A									
1.30.37	33-30 W	H									
1.11.38	(ot) 42-39 W	A									
2.19.38	35-32 W	H									
1.11.39	34-28 W	A									
2.18.39	40-31 W	H									
1.10.40	29-57 L	A									
2.17.40	34-56 L	H									
1.22.41	40-35 W	A									
2.15.41	40-36 W	H									
1.17.42	52-34 W	H									
2.18.42	(ot) 46-43 W	A									
1.23.43	42-30 W	H									
2.17.43	56-35 W	H									
12.11.43	58-31 W	H									
1.12.46	41-57 L	A									
12.14.46	48-45 W	A									
1.11.47	67-57 W	H									
12.13.47	42-63 L	A									
1.10.48	59-56 W	H									
12.12.48	60-72 L	H									
1.8.49	72-62 W	A									
12.10.49	51-57 L	A									
1.14.50	44-51 L	H									
12.9.50	52-47 W	A									
1.6.51	96-51 W	H									
1.5.52	81-55 W	H									
3.11.52	64-91 L	A									
1.6.53	64-76 L	A									
1.10.53	63-51 W	H									
1.2.54	86-65 W	H									

(1) Ivy League playoff, Easton, Pa.





ALL-TIME COACHING RECORDS

NO COACH (5 seasons)

YEAR	W	L	Home	Away	Neut.	Ivy*	Big 5
1897	0	1					
1902	7	2	(1 tie)				
1903	8	6	(1 tie)				
1903-04	10	4					
1904-05	8	15					

R.B. SMITH (4 seasons)

1905-06	16	4	7-1	9-3		9-1*	
1906-07	15	8	7-1	8-7		6-4*	
1907-08	24	4	10-2	14-2		8-0*	
1908-09	19	6	9-2	10-4			
TOTAL	74	22	33-6	41-16		23-5	

CHARLES "KID" KEINATH (3 seasons)

1909-10	11	10	—	—			
1910-11	15	8	—	—		5-3*	
1911-12	10	7	—	—		6-4*	
TOTAL	36	25				11-7	

ARTHUR KIEFABER (2 seasons)

1912-13	6	12	—	—		3-5*	
1913-14	4	12	—	—		2-8*	
TOTAL	10	24				5-13	

LON JOURDET (19 seasons) - FIRST ERA

1914-15	9	10	—	—		3-7*	
1915-16	11	7	—	—		9-2*	
1916-17	11	7	—	—		5-5*	
1917-18	19	2	10-1	9-1		9-1*	
1918-19	15	1	—	—			
1919-20	22	1	14-0	7-1	1-0	10-0*	
TOTAL	87	28	24-1	16-2	1-0	36-15	

EDWARD McNICHOL (10 seasons)

1920-21	21	2	—	—		9-1*	
1921-22	24	3	18-1	6-2		8-3*	
1922-23	14	11	—	—		3-7*	
1923-24	18	8	—	—		3-7*	
1924-25	17	5	14-1	3-4		6-4*	
1925-26	14	7	11-3	3-4		5-5*	
1926-27	16	10	13-5	3-5		5-5*	
1927-28	22	5	16-5	6-0		8-3*	
1928-29	20	6	14-2	6-4		8-2*	
1929-30	20	6	14-5	6-1		7-3*	
TOTAL	186	63	100-22	33-20		62-40	

LON JOURDET (19 seasons) - SECOND ERA

1930-31	9	17	8-9	1-8		3-7*	
1931-32	10	11	8-6	2-5		2-8*	
1932-33	12	6	10-3	2-3		6-4*	
1933-34	16	3	11-1	5-2		10-2*	
1934-35	16	4	11-2	4-2	1-0	11-2*	
1935-36	12	9	10-4	2-5		7-5*	
1936-37	17	3	11-3	6-0		12-0*	
1937-38	8	10	6-5	2-5		7-5*	
1938-39	7	11	4-7	3-4		6-6*	
1939-40	5	13	4-7	1-6		2-10*	
1940-41	5	12	4-6	1-6		3-9*	
1941-42	9	9	7-4	2-5		5-7*	
1942-43	14	7	9-4	5-3		6-6*	
TOTAL	140	115	103-61	36-54	1-0	80-71	
ALL (19)	227	143	127-62	52-56	2-0	106-86	



LON JOURDET enjoyed two stints as Head Coach at Penn. The first came from 1914-15 to 1919-20 and culminated in the Quakers' winning the Helms national championship. He returned in 1930-31 and coached until 1942-43. Jourdet's 227 wins is second all-time with the program.

DONALD KELLETT (4 seasons)

YEAR	W	L	Home	Away	Neut.	Ivy*	Big 5
1943-44	10	4	5-2	5-2		6-2*	
1944-45	12	5	5-2	7-3		5-1*	
1946-47	14	8	12-3	2-5		7-5*	
1947-48	10	14	7-8	3-6		5-7*	
TOTAL	46	31	29-15	17-16		23-15	

ROBERT DOUGHERTY (1 season)

1945-46	7	10	3-3	4-7		4-4*	
---------	---	----	-----	-----	--	------	--

HOWARD DALLMAR (6 seasons)

1948-49	15	8	9-4	6-4		8-4*	
1949-50	11	14	8-5	3-9		4-8*	
1950-51	19	8	13-3	6-5		7-5*	
1951-52	21	8	12-2	9-6		9-3*	
1952-53	22	5	14-0	5-3	3-2	10-2*	
1953-54	17	8	9-4	8-4		10-4*	
TOTAL	105	51	65-18	37-31	3-2	48-26	

RAY STANLEY (2 seasons)

1954-55	19	6	11-3	8-2	0-1	10-4*	
1955-56	12	13	6-8	5-3	1-2	9-5	0-4
TOTAL	31	19	17-11	13-5	1-3	19-9	0-4

ALL-TIME COACHING RECORDS



JACK McCLOSKEY (10 seasons)

YEAR	W	L	Home	Away	Neut.	Ivy*	Big 5
1956-57	7	19	5-8	1-9	1-2	3-11	0-4
1957-58	13	12	8-5	5-6	0-1	8-6	1-3
1958-59	12	14	6-8	4-6	2-0	5-9	1-3
1959-60	14	11	9-4	4-6	1-1	8-6	2-2
1960-61	16	9	10-4	6-3	0-2	10-4	1-3
1961-62	17	8	11-5	6-3		11-3	1-3
1962-63	19	6	11-2	7-2	1-2	10-4	3-1
1963-64	14	10	8-5	6-3	0-2	10-4	1-3
1964-65	15	10	10-7	5-3		10-4	0-4
1965-66	19	6	11-3	8-3		12-2	2-2
TOTAL	146	105	89-51	52-44	5-10	87-53	12-28

DICK HARTER (5 seasons)

YEAR	W	L	Home	Away	Neut.	Ivy*	Big 5
1966-67	11	14	7-8	4-5	0-1	7-7	0-4
1967-68	9	17	6-10	3-7		4-10	1-3
1968-69	15	10	9-6	4-4	2-0	10-4	1-3
1969-70	25	2	15-0	8-0	2-2	14-0	4-0
1970-71	28	1	13-0	13-0	2-1	14-0	4-0
TOTAL	88	44	50-24	32-16	6-4	49-21	10-10

CHUCK DALY (6 seasons)

YEAR	W	L	Home	Away	Neut.	Ivy*	Big 5
1971-72	25	3	12-1	9-1	4-1	13-1	3-1
1972-73	21	7	13-2	7-3	1-2	12-2	4-0
1973-74	21	6	15-2	6-3	0-1	13-1	4-0
1974-75	23	5	13-2	8-1	2-2	13-1	3-1
1975-76	17	9	8-5	7-1	2-3	11-3	2-2
1976-77	18	8	13-1	5-5	0-2	12-2	3-1
TOTAL	125	38	74-13	42-14	9-11	74-10	19-5

BOB WEINHAUER (5 seasons)

YEAR	W	L	Home	Away	Neut.	Ivy*	Big 5
1977-78	20	8	11-2	7-4	2-2	12-2	2-2
1978-79	25	7	12-2	9-2	4-3	13-1	3-1
1979-80	17	12	11-3	4-5	2-4	11-3	1-3
1980-81	20	8	11-2	7-4	2-2	13-1	2-2
1981-82	17	10	10-3	6-2	1-5	12-2	1-3
TOTAL	99	45	55-12	33-17	11-16	61-9	9-11

CRAIG LITTLEPAGE (3 seasons)

YEAR	W	L	Home	Away	Neut.	Ivy*	Big 5
1982-83	17	9	11-5	5-3	1-1	11-3	2-2
1983-84	10	16	6-8	4-8		7-7	0-4
1984-85	13	14	5-7	7-3	1-4	10-4	0-4
TOTAL	40	39	22-20	16-14	2-5	28-14	2-10

TOM SCHNEIDER (4 seasons)

YEAR	W	L	Home	Away	Neut.	Ivy*	Big 5
1985-86	15	11	10-5	5-6		9-5	1-3
1986-87	13	14	7-9	5-3	1-2	10-4	0-4
1987-88	10	16	6-5	4-10	0-1	8-6	1-3
1988-89	13	13	8-5	4-7	1-1	9-5	1-3
TOTAL	51	54	31-24	18-26	2-4	36-20	3-13

FRAN DUNPHY (17 seasons)

YEAR	W	L	Home	Away	Neut.	Ivy*	Big 5
1989-90	12	14	7-5	5-7	0-2	7-7	0-4
1990-91	9	17	6-5	3-11	0-1	6-8	0-4
1991-92	16	10	10-2	4-6	2-2	9-5	1-1
1992-93	22	5	10-2	10-1	2-2	14-0	1-1
1993-94	25	3	10-0	11-2	4-1	14-0	2-0
1994-95	22	6	10-2	10-3	2-1	14-0	0-2
1995-96	17	10	9-2	7-3	1-5	12-2	1-1
1996-97	12	14	6-6	5-8	1-0	8-6	0-2
1997-98	17	12	10-2	5-5	2-5	10-4	1-1
1998-99	21	6	11-2	9-2	1-2	13-1	1-1
1999-00	21	8	11-2	9-5	1-1	14-0	1-3
2000-01	12	17	7-6	5-8	0-3	9-5	0-4
2001-02	25	7	12-3	10-2	3-2	11-3	4-0
2002-03	22	6	11-2	9-3	2-1	14-0	3-1
2003-04	17	10	6-6	8-4	3-0	10-4	1-3
2004-05	20	9	12-1	8-7	0-1	13-1	2-2
2005-06	20	9	12-4	8-4	0-1	12-2	1-3
TOTAL	310	163	160-52	126-81	24-30	190-48	19-33

GLEN MILLER (3+ seasons)


YEAR	W	L	Home	Away	Neut.	Ivy*	Big 5
2006-07	22	9	12-2	9-5	1-2	13-1	2-2
2007-08	13	18	9-8	4-10	0-0	8-6	0-4
2008-09	10	18	3-10	6-8	1-0	6-8	0-4
2009-10**	0	7	0-3	0-4	0-0	N/A	0-1
TOTAL	45	52	24-23	19-27	2-2	27-15	2-11

JEROME ALLEN (2+ seasons)

YEAR	W	L	Home	Away	Neut.	Ivy*	Big 5
2009-10**	6	15	3-7	3-8	0-0	5-9	0-3
(Penn	6	22	3-10	3-12	0-0	5-9	0-3)
2010-11	13	15	7-5	5-10	1-0	7-7	1-3
2011-12	20	13	12-7	8-6	0-0	11-3	1-3
TOTAL	39	43	22-19	16-24	1-0	25-19	2-9

*The first season of Ivy League basketball was 1955-56; prior to that, Penn competed in the Eastern Intercollegiate League (EIL).

**Glen Miller coached the first seven games of the 2009-10 season, followed by Jerome Allen who led the program as interim coach for the final 21 games. Penn's overall 2009-10 numbers are listed in italics under Allen's 2009-10 statistics. Allen was named head coach following the season.





ALL-TIME CAPTAINS

Year	Record	Captains
1897	0-1	None
1901-02	7-2-1	R. B. Smith
1902-03	8-6-1	Michael Bennett
1903-04	10-4	Michael McCrudden
1904-05	8-15	George Lawrence
1905-06	16-4	George Flint
1906-07	15-8	George Flint
1907-08	23-4	J. A. Fitzpatrick
1908-09	19-6	Charles Keinath
1909-10	11-10	Harry McNichol
1910-11	15-8	W. L. Marks
1911-12	10-7	By Walton
1912-13	6-12	Lon Jourdet
1913-14	4-12	Charles Seelbach
1914-15	9-10	Charles Seelbach
1915-16	11-7	Edward McNichol
1916-17	11-7	Edward McNichol
1917-18	18-2	Lou Martin
1918-19	15-1	Lawrence R. Davis
1919-20	22-1	Herbert "Dutch" Peck
1920-21	21-2	Daniel McNichol
1921-22	24-3	William Graves
1922-23	14-11	Alvard Voegelin
1923-24	18-8	James Carmack
1924-25	17-5	William Kneass
1925-26	14-7	Paul Davenport
1926-27	16-10	Paul Davenport
1927-28	22-5	Eugene Connell
1928-29	20-6	Joseph Schaaf
1929-30	20-6	Edward Lobley
1930-31	9-17	James Peterson
1931-32	10-11	Leonard Tanseer
1932-33	12-6	Lester Klempner
1933-34	16-3	Francis O'Donnell
1934-35	16-4	Robert Freeman
1935-36	12-9	Francis Murray
1936-37	17-3	Roger Hanger, Francis Murray
1937-38	8-10	Robert Dougherty
1938-39	7-11	H. Payson Brickley
1939-40	5-13	Gerald Seeders
1940-41	5-12	Henry Soleliac
1941-42	9-9	Henry Soleliac
1942-43	14-7	Charles Viguers
1943-44	10-4	Francis Crossin
1944-45	12-5	Howard Dallmar
1945-46	7-10	Thomas Upton
1946-47	14-8	Francis Crossin
1947-48	10-14	Stanley Novak
1948-49	15-8	Robert Carlson
1949-50	11-14	Phillips Harman
1950-51	19-8	Hugh Jeffries
1951-52	21-8	Donald Scanlon
1952-53	22-5	Ernie Beck, Thomas Holt
1953-54	17-8	Richard Heylman
1954-55	19-6	Karl Hoagland, Barton Leach
1955-56	12-13	Francis Mulroy, Joseph Sturgis
1956-57	7-19	Louis Bayne
1957-58	13-12	Dick Censits
1958-59	12-14	Joseph Bowmann, George Schmidt
1959-60	14-11	Joseph Cook
1960-61	16-9	Robert Mlkvy
1961-62	17-8	Bob Purdy, John Wideman
1962-63	19-6	John Wideman
1963-64	14-10	Ramon Carazo
1964-65	15-10	Bruce Moore
1965-66	19-6	Jeff Neuman, Stan Pawlak
1966-67	11-14	Frank Burgess
1967-68	9-17	Thomas Northrup
1968-69	15-10	None
1969-70	25-2	Ken Cohen, Jim Murphy, Karl Robbins

Year	Record	Captains
1970-71	28-1	Game captains
1971-72	25-3	Corky Calhoun, Bob Morse
1972-73	21-7	Phil Hankinson, Craig Littlepage
1973-74	21-6	Bill Finger, John Jablonski, Whitey Varga
1974-75	23-5	Ron Haigler
1975-76	17-9	Mark Lonetto
1976-77	18-8	Henry Johnson, Mark Lonetto
1977-78	20-8	Tom Crowley, Stan Greene, Keven McDonald
1978-79	25-7	Tony Price, Bobby Willis
1979-80	17-12	James Salters
1980-81	20-8	Ken Hall
1981-82	17-10	Paul Little
1982-83	17-9	Michael Brown, Paul Little
1983-84	10-16	Willie Oliphant, Karl Racine
1984-85	13-14	Karl Racine
1985-86	15-11	Chris Borrillo, Chris Elzey
1986-87	13-14	Perry Bromwell, Chris Elzey, Bruce Lefkowitz
1987-88	10-16	Tyrone Pitts
1988-89	13-13	Walt Frazier, Jr.
1989-90	12-14	Tyrone Gilliams, Jerry Simon
1990-91	9-17	Scott Schewe
1991-92	16-10	Paul Chambers
1992-93	22-5	None
1993-94	25-3	Barry Pierce
1994-95	22-6	Jerome Allen
1995-96	17-10	Ira Bowman, Tim Krug
1996-97	12-14	Jamie Lyren
1997-98	17-12	Jeff Goldstein, Garrett Kreitz
1998-99	21-6	Michael Jordan, Paul Romanczuk, Jed Ryan
1999-00	21-8	Michael Jordan, Matt Langel
2000-01	12-17	Geoff Owens
2001-02	25-7	None
2002-03	22-6	Koko Archibong, Andrew Toole
2003-04	17-10	Adam Chubb, Charlie Copp, Jeff Schiffner
2004-05	20-9	Tim Begley
2005-06	20-9	Eric Osmundson
2006-07	22-9	Steve Danley, Ibrahim Jaaber, Mark Zoller
2007-08	13-18	Brian Grandieri
2008-09	10-18	None
2009-10	6-22	Zack Rosen, Darren Smith
2010-11	13-15	Jack Eggleston, Zack Rosen, Conor Turley
2011-12	20-13	Zack Rosen
2012-13		Miles Cartwright, Fran Dougherty, Dau Jok



ZACK ROSEN was the first three-time captain in program history, and ended his career as the program's all-time leader in assists, games started and minutes played. He is also third on the all-time scoring chart.



Points

Pts.	Player	Date (Opponent)
47	Ernie Beck	12/30/1952 (Duke)
45	Ernie Beck	2/6/1952 (Harvard)
44	Hassan Duncombe	12/8/1989 (Navy)
37	Matt Maloney	1/13/1993 (American)
37	Hassan Duncombe	1/20/1990 (Colgate)
37	Keven McDonald	3/12/1978 (St. Bonaventure)
37	Stan Pawlak	1/12/1966 (La Salle)
36	Matt Maloney	2/4/1995 (Brown)
36	Keven McDonald	2/10/1978 (Yale)
36	Stan Pawlak	12/28/1964 (Pitt)

Field Goals Made

20	Hassan Duncombe	12/8/1989 (Navy)
18	Ernie Beck	1/27/1951 (Dartmouth)

3-Point FG Made

10	Matt Maloney	2/4/1995 (Brown)
8	Tyler Bernardini	12/23/2011 (Marist)
8	Tyler Bernardini	12/10/2011 (UCLA)
8	Tim Begley	12/4/2004 (La Salle)
8	Matt Langel	2/5/2000 (Brown)
8	Matt Maloney	1/13/1993 (American)
7	Jeff Schiffner	2/21/2003 (Harvard)
7	Lamar Plummer	12/9/2000 (Maryland)
7	Lamar Plummer	2/23/2001 (Harvard)
7	Lamar Plummer	2/24/2001 (Dartmouth)
7	Scott Kegler	1/7/1995 (Dartmouth)
7	Jerome Allen	1/11/1994 (Temple)
7	Jerry Simon	2/17/1990 (Brown)
7	Garrett Kreitz	2/14/1998 (Yale)
7	Jed Ryan	2/13/1999 (Yale)

3-Point FG Attempts

18	Matt Maloney	1/11/1994 (Temple)
16	Matt Maloney	3/19/1994 (Florida)
15	Matt Maloney	12/28/1992 (Northwestern)
15	Matt Maloney	2/18/1995 (Harvard)
14	Lamar Plummer	2/23/2001 (Dartmouth)
14	Tim Begley	12/28/2003 (St. John's)

3-Point FG Percentage

100	Tim Begley (5-5)	2/1/2003 (Harvard)
100	Ken Graf (5-5)	3/1/1991 (Dartmouth)

Free Throws Made

17	Steve Bilsky	1/5/1970 (Columbia)
17	Steve Bilsky	2/8/1969 (Columbia)
17	Joe Sturgis	12/17/1954 (Iowa)
17	Dick Censits	2/22/1956 (Harvard)
17	Ernie Beck	2/6/1953 (Harvard)

Free Throws Attempted

20	Bruce Lefkowitz	1/11/1986 (Dartmouth)
20	Steve Bilsky	2/8/1969 (Columbia)
20	Dick Censits	2/22/1956 (Harvard)

BARTON LEACH holds four of Penn's five top single-game rebounding efforts; perhaps most impressive, three of them came within a single week of each other! He had 27 boards on February 16, 1955 vs. Brown, then 32 (the current record) on February 18 vs. Harvard, and finally he snared 28 boards on February 23 against Syracuse.

Rebounds

32	Barton Leach	2/18/1955 (Harvard)
28	Barton Leach	2/23/1955 (Syracuse)
27	Frank Burgess	12/21/1966 (La Salle)
27	Barton Leach	2/16/1955 (Brown)
27	Barton Leach	1/21/1955 (Army)
25	Joe Sturgis	1/2/1954 (Yale)
24	Ernie Beck	12/15/1951 (Swarthmore)
23	Four times	

Assists


13	Zack Rosen	2/5/2011 (Harvard)
13	Tim Begley	1/18/2005 (Lafayette)
13	Dave Wohl	2/14/1970 (Brown)
12	Zack Rosen	12/23/2011 (Marist)
12	Harrison Gaines	11/20/2007 (The Citadel)
12	Paul Chambers	2/8/1992 (Columbia)
12	John Wilson	2/4/1986 (Princeton)
12	John Wilson	12/27/1985 (Bowling Green)
12	Dave Wohl	2/19/1971 (Harvard)
12	Dave Wohl	12/26/1970 (Syracuse)
12	Francis Mulroy	2/5/1955 (Cornell)
11	Seven times	

Blocked Shots

7	Tim Krug	2/3/1996 (Columbia)
6	Tim Krug	1/12/1996 (Brown)
6	Geoff Owens	2/14/1997 (Brown)
6	Geoff Owens	3/3/2000 (Brown)

Steals

9	Ibrahim Jaaber	3/4/2005 (Dartmouth)
8	Ira Bowman	2/17/1995 (Dartmouth)
8	John Wilson	2/21/1987 (Cornell)
8	Ken Hall	2/27/1981 (Dartmouth)





INDIVIDUAL RECORDS SINGLE SEASON

Points

No.	Player	Season
673	Ernie Beck	1952-53
633	Tony Price	1978-79
623	Keven McDonald	1977-78
605	Ron Haigler	1974-75
602	Zack Rosen	2011-12
596	Ernie Beck	1951-52
579	Stan Pawlak	1965-66
565	Mark Zoller	2006-07
560	Ugonna Onyekwe	2001-02
558	Ernie Beck	1950-51

Scoring Average

Avg.	Player	Season
25.9	Ernie Beck	1952-53
23.2	Stan Pawlak	1965-66
22.3	Keven McDonald	1977-78
21.6	Ron Haigler	1974-75
21.5	Stan Pawlak	1964-65
21.2	Keven McDonald	1976-77
20.7	Ernie Beck	1950-51
20.6	Ernie Beck	1951-52
19.8	Tony Price	1978-79
19.1	Hassan Duncombe	1989-90

Field Goals Made

No.	Player	Season
259	Ron Haigler	1974-75
252	Keven McDonald	1977-78
245	Ernie Beck	1952-53
244	Tony Price	1978-79
237	Stan Pawlak	1965-66
230	Ernie Beck	1950-51
229	Ernie Beck	1951-52
220	Ugonna Onyekwe	2001-02
220	Phil Hankinson	1972-73
218	Keven McDonald	1976-77


Field Goal Attempts

No.	Player	Season
625	Ernie Beck	1952-53
561	Ernie Beck	1951-52
532	Ernie Beck	1950-51
500	Ron Haigler	1974-75
491	Herb Lyon	1949-50
487	Stan Pawlak	1965-66
480	Herb Lyon	1948-49
466	Zack Rosen	2011-12
465	Tony Price	1978-79
458	Keven McDonald	1977-78

Field Goal Percentage

(minimum 100 made)

Pct.	Player	Season	M-A
64.9	Ugonna Onyekwe	2001-02	220-339
63.3	Matt White	1978-79	157-248
60.6	Bruce Lefkowitz	1986-87	183-302
60.1	Paul Romanczuk	1998-99	113-188
59.6	Geoff Owens	2000-01	102-171
58.7	Bruce Lefkowitz	1985-86	105-179
57.4	Michael Brown	1982-83	148-248
57.2	Eric Moore	1994-95	119-208
57.1	Ira Bowman	1994-95	120-210
57.1	Corky Calhoun	1971-72	137-240



RON HAIGLER

3-Point FG Made

No.	Player	Season
96	Lamar Plummer	2000-01
91	Matt Maloney	1992-93
87	Matt Maloney	1994-95
83	Tim Begley	2003-04
76	Tim Begley	2004-05
76	Jeff Schiffner	2003-04
75	Zack Rosen	2011-12
74	Jeff Schiffner	2002-03
72	Garett Kreitz	1996-97
71	Zack Rosen	2009-10
71	Jed Ryan	1998-99

3-Point FG Attempts

No.	Player	Season
239	Lamar Plummer	2000-01
205	Matt Maloney	1992-93
202	Matt Maloney	1993-94
198	Matt Maloney	1994-95
197	Tim Begley	2004-05
188	Zack Rosen	2011-12
188	Jeff Schiffner	2003-04
182	Tim Begley	2003-04
180	Matt Langel	1999-00
177	Garett Kreitz	1996-97

3-Point FG Percentage

(minimum 50 made)

Pct.	Player	Season	M-A
50.9	Scott Kegler	1994-95	58-114
49.3	Jeff Schiffner	2002-03	74-150
45.6	Tim Begley	2003-04	83-182
44.7	Jed Ryan	1998-99	71-159
44.4	Matt Maloney	1992-93	91-205
43.9	Matt Maloney	1994-95	87-198
42.5	Zack Rosen	2009-10	71-167
42.2	Jeff Schiffner	2001-02	62-147
42.0	Zack Rosen	2010-11	50-119
41.5	Andy Toole	2001-02	59-142

Free Throws Made

No.	Player	Season
183	Ernie Beck	1952-53
166	Richard Censits	1956-57
162	Steve Bilsky	1969-70
156	Joe Sturgis	1954-55
151	Paul Romanczuk	1997-98
145	Bruce Lefkowitz	1985-86
145	Tony Price	1978-79
144	Zack Rosen	2009-10
140	Bruce Lefkowitz	1986-87
138	Ernie Beck	1951-52

Free Throw Attempts

No.	Player	Season
252	Richard Censits	1956-57
233	Paul Romanczuk	1997-98
233	Joe Sturgis	1954-55
229	Ernie Beck	1952-53
210	Richard Censits	1957-58
203	Barton Leach	1954-55
201	Bruce Lefkowitz	1985-86
200	Steve Bilsky	1969-70
198	Joe Sturgis	1955-56
197	Joe Sturgis	1953-54
197	Ernie Beck	1951-52

Free Throw Percentage

(minimum 50 made)

Pct.	Player	Season	M-A
89.7	Matt Maloney	1993-94	61-68
88.7	James Salters	1979-80	86-97
88.2	Zack Rosen	2011-12	105-119
88.2	Jeff Schiffner	2002-03	67-76
87.7	John Beecroft	1972-73	57-65
87.3	Andy Toole	2001-02	69-79
87.3	John Beecroft	1973-74	55-63
87.2	Anthony Arnolite	1983-84	82-94
87.1	Chris Elzey	1985-86	81-93
86.8	Jeff Neuman	1964-65	112-129



Rebounds

No.	Player	Season	G (Avg.)
556	Ernie Beck	1950-51	27 (20.6)
551	Ernie Beck	1951-52	29 (19.0)
450	Barton Leach	1954-55	25 (18.0)
450	Ernie Beck	1952-53	26 (17.3)
371	Joe Sturgis	1955-56	25 (14.8)
348	Dick Heylmun	1951-52	28 (12.4)
317	Richard Censits	1957-58	25 (12.7)
312	Barton Leach	1952-53	25 (12.5)
309	Joe Sturgis	1954-55	25 (12.4)
305	Richard Censits	1956-57	26 (11.7)

Assists

No.	Player	Season	G (Avg.)
173	Zack Rosen	2011-12	33 (5.24)
162	Ibrahim Jaaber	2006-07	31 (5.23)
162	David Klatsky	2000-01	29 (5.59)
160	Jerome Allen	1994-95	28 (5.71)
152	Zack Rosen	2010-11	28 (5.43)
151	Paul Chambers	1991-92	26 (5.80)
142	Ira Bowman	1995-96	27 (5.26)
141	Michael Jordan	1999-00	29 (4.86)
139	Zack Rosen	2008-09	28 (4.96)
138	Tim Begley	2004-05	29 (4.76)

Blocked Shots

No.	Player	Season	G (Avg.)
58	Geoff Owens	1998-99	26 (2.23)
54	Geoff Owens	1999-00	29 (1.88)
51	Hassan Duncombe	1988-89	26 (1.96)
48	Tim Krug	1995-96	28 (1.70)
47	Ugonna Onyekwe	1999-00	29 (1.62)
43	Geoff Owens	2000-01	29 (1.48)
41	Ugonna Onyekwe	2001-02	32 (1.28)
40	Geoff Owens	1996-97	26 (1.53)
40	Tim Krug	1994-95	28 (1.43)
39	Hassan Duncombe	1987-88	26 (1.50)

Steals


No.	Player	Season	G (Avg.)
96	Ibrahim Jaaber	2005-06	29 (3.31)
90	Ibrahim Jaaber	2006-07	31 (2.90)
85	Ibrahim Jaaber	2004-05	29 (2.93)
62	Matt Maloney	1993-94	28 (2.21)
58	Rob Belcore	2011-12	33 (1.76)
57	Ira Bowman	1995-96	27 (2.11)
57	Anthony Arnolie	1983-84	26 (2.19)
56	Ira Bowman	1994-95	28 (2.00)
55	Mark Zoller	2006-07	31 (1.77)
54	Paul Chambers	1991-92	26 (2.08)

Games Started


No.	Player	Seasons
33	Zack Rosen	2011-12
32	Rob Belcore	2011-12
32	Koko Archibong	2001-02
32	Tim Begley	2001-02
32	Jeff Schiffner	2001-02
32	Ugonna Onyekwe	2001-02
31	Miles Cartwright	2011-12
31	Steve Danley	2006-07
31	Ibrahim Jaaber	2006-07
31	Mark Zoller	2006-07
31	Brian Grandieri	2007-08

Minutes Played


No.	Player	Season	G (Avg.)
1,259	Zack Rosen	2011-12	33 (38.2)
1,144	Ibrahim Jaaber	2006-07	31 (36.9)
1,063	Miles Cartwright	2011-12	32 (33.2)
1,063	Ibrahim Jaaber	2005-06	29 (36.7)
1,048	Jack Eggleston	2010-11	28 (37.4)
1,047	Tim Begley	2004-05	29 (36.1)
1,039	Zack Rosen	2009-10	28 (37.1)
1,029	Rob Belcore	2011-12	33 (31.2)
1,028	Zack Rosen	2010-11	28 (36.7)
1,019	Jeff Schiffner	2001-02	31 (32.9)



GEOFF OWENS



KOKO ARCHIBONG



STAN PAWLAK

Scoring Average

Avg.	Player	Seasons
22.3	Ernie Beck	1951-53
20.8	Keven McDonald	1976-78
20.6	Stan Pawlak	1964-66
18.7	Ron Haigler	1973-75
17.5	Joe Sturgis	1954-56
16.4	Bob Morse	1970-72
16.2	Richard Censits	1956-58
16.0	Jeff Neuman	1964-66
15.8	Bob Mlkvy	1959-61
15.8	Perry Bromwell	1985-87


Field Goals Made

No.	Player	Seasons
704	Ernie Beck	1951-53
690	Ugonna Onyekwe	2000-03
668	Keven McDonald	1976-78
642	Ron Haigler	1973-75
606	Stan Pawlak	1964-66
560	Bobby Morse	1970-72
555	Mark Zoller	2004-07
553	Ibrahim Jaaber	2004-07
548	Michael Jordan	1997-00
530	Tony Price	1977-79

Field Goal Attempts

No.	Player	Seasons
1,718	Ernie Beck	1951-53
1,312	Ron Haigler	1973-75
1,301	Ugonna Onyekwe	2000-03
1,268	Stan Pawlak	1964-66
1,246	Zack Rosen	2009-12
1,243	Keven McDonald	1976-78
1,210	Jerome Allen	1992-95
1,165	Michael Jordan	1997-00
1,142	Tyler Bernardini	2008-12
1,141	Bob Morse	1970-72

1,000-Point Club



Sixty years later, ERNIE BECK remains Penn's all-time leading scorer and rebounder—and he put up his incredible numbers in just three seasons, from 1951-53!

Points	Player	Seasons
1,827	Ernie Beck	1951-53
1,762	Ugonna Onyekwe	2000-03
1,723	Zack Rosen	2009-12
1,644	Keven McDonald	1976-78
1,604	Michael Jordan	1997-00
1,552	Ron Haigler	1973-75
1,518	Ibrahim Jaaber	2004-07
1,501	Stan Pawlak	1964-66
1,488	Jerome Allen	1992-95
1,456	Tyler Bernardini	2008-12
1,443	Bruce Lefkowitz	1984-87
1,429	Mark Zoller	2004-07
1,381	Bob Morse	1970-72
1,356	Herb Lyon	1946, 1948-50
1,322	Tony Price	1977-79
1,301	Tyrone Pitts	1985-88
1,292	Joe Sturgis	1954-56
1,265	Perry Bromwell	1985-87
1,248	Jack Eggleston	2008-11
1,248	Matt Maloney	1993-95
1,245	Barry Pierce	1991-94
1,236	Phil Hankinson	1971-73
1,226	Dave Wohl	1969-71
1,220	Richard Censits	1956-58
1,187	Jeff Neuman	1964-66
1,191	Matt Langel	1997-00
1,179	Paul Romanczuk	1996-99
1,165	Tim Begley	2002-05
1,124	Koko Archibong	2000-03
1,116	Paul Little	1980-83
1,108	Steve Bilsky	1969-71
1,081	Jeff Schiffner	2001-04
1,076	Dick Heylman	1953-54
1,066	Corky Calhoun	1970-72
1,038	John Engles	1974-76
1,033	Barton Leach	1953-55
1,009	Hassan Duncombe	1988-90

Field Goal Percentage

(minimum 250 made)

Pct.	Player	Seasons	M-A
59.1	Matt White	1977-79	304-514
58.7	Bruce Lefkowitz	1984-87	487-829
54.3	George Noon	1980-83	296-545
54.2	Paul Romanczuk	1996-99	391-721
54.1	Hassan Duncombe	1988-90	426-787
53.8	Geoff Owens	1997-01	354-658
53.7	Keven McDonald	1976-78	668-1243
53.1	Michael Brown	1980-83	363-684
53.0	Ugonna Onyekwe	2000-03	690-1301
53.0	Mark Zoller	2004-07	555-1048

3-Point FG Made

No.	Player	Seasons
253	Tim Begley	2002-05
244	Matt Maloney	1993-95
225	Zack Rosen	2009-12
220	Jeff Schiffner	2001-04
201	Matt Langel	1997-00
199	Tyler Bernardini	2008-12
199	Garett Kreitz	1995-98
178	Jerome Allen	1992-95
176	Michael Jordan	1997-00
152	Jed Ryan	1996-99


3-Point FG Attempts

No.	Player	Seasons
605	Matt Maloney	1993-95
602	Tim Begley	2002-05
576	Zack Rosen	2009-12
542	Tyler Bernardini	2008-12
524	Jeff Schiffner	2001-04
519	Jerome Allen	1992-95
498	Matt Langel	1997-00
491	Garett Kreitz	1995-98
465	Michael Jordan	1997-00
400	Ibrahim Jaaber	2004-07

3-Point FG Percentage

(minimum 100 made)

Pct.	Player	Seasons	M-A
46.8	Scott Kegler	1992-95	116-248
42.0	Tim Begley	2002-05	253-602
42.0	Jed Ryan	1996-99	152-362
42.0	Jeff Schiffner	2001-04	220-524
41.3	Andy Toole	2002-03	104-252
40.5	Garett Kreitz	1995-98	199-491
40.4	Matt Langel	1997-00	201-498
40.3	Matt Maloney	1993-95	244-605
39.1	Zack Rosen	2009-12	225-576
39.0	David Klatsky	2000-03	133-341



IBRAHIM JAABER is the all-time leader in steals not just among Penn players, but among all Ivy League players.

Free Throws Made

No.	Player	Seasons
469	Bruce Lefkowitz	1984-87
434	Richard Censits	1956-58
426	Joe Sturgis	1954-56
419	Ernie Beck	1951-53
418	Zack Rosen	2009-12
394	Paul Romanczuk	1996-99
388	Steve Bilsky	1969-71
370	Herb Lyon	1948-50
332	Michael Jordan	1997-00
329	Ugonna Onyekwe	2000-03
313	Jeff Neuman	1964-66

Free Throw Attempts

No.	Player	Seasons
666	Bruce Lefkowitz	1984-87
628	Joe Sturgis	1954-56
610	Paul Romanczuk	1996-99
607	Ernie Beck	1951-53
532	Ugonna Onyekwe	2000-03
496	Zack Rosen	2009-12
492	Steve Bilsky	1969-71
466	Herb Lyon	1948-50
462	Richard Censits	1956-58
461	Stan Pawlak	1964-66

Free Throw Percentage (minimum 150 made)

Pct.	Player	Seasons	M-A
85.9	John Beecroft	1973-75	158-184
84.8	Chris Elzey	1984-87	195-230
84.3	Zack Rosen	2009-12	418-496
83.7	Dave Wohl	1969-71	288-344
83.7	James Salters	1978-80	180-215
81.9	Bob Purdy	1961-63	212-259
81.6	Ken Hall	1979-81	164-201
81.4	Jeff Schiffner	2001-04	197-242
80.6	Bob Morse	1970-72	261-324
80.1	Anthony Arnolie	1982-85	165-206

Rebounds

No.	Player	Seasons	Avg.
1,557	Ernie Beck	1951-53	19.0
1,028	Barton Leach	1953-55	14.1
924	Joseph Sturgis	1954-56	12.5
867	Richard Censits	1956-58	11.4
856	Ron Haigler	1973-75	10.3
848	Dick Heylman	1952-54	10.6
766	Bruce Lefkowitz	1984-87	7.4
759	Ugonna Onyekwe	2000-03	6.4
750	Mark Zoller	2004-07	6.5
731	Tony Price	1977-79	8.6
700	Geoff Owens	1997-01	6.4
700	Jack Eggleston	2008-11	6.1

Assists

No.	Player	Seasons	Avg.
588	Zack Rosen	2009-12	5.02
505	Jerome Allen	1992-95	4.63
469	Michael Jordan	1997-00	4.30
427	Tim Begley	2002-05	3.68
396	Paul Chambers	1989-92	4.95
387	David Klatsky	2000-03	3.28
322	Matt Maloney	1993-95	3.88
321	Ibrahim Jaaber	2004-07	2.82
303	Matt Langel	1997-00	2.81
290	Karl Racine	1982-85	2.96

Blocked Shots

No.	Player	Seasons	Avg.
195	Geoff Owens	1997-01	1.77
139	Ugonna Onyekwe	2000-03	1.12
138	Tim Krug	1993-96	1.26
127	Hassan Duncombe	1988-90	1.63
86	Steve Danley	2004-07	0.75
75	Jack Eggleston	2008-11	0.65
66	Eric Moore	1992-95	0.62
65	Shawn Trice	1992-95	0.60
59	Ibrahim Jaaber	2004-07	0.52
59	Koko Archibong	2000-03	0.51

Steals

No.	Player	Seasons	Avg.
303	Ibrahim Jaaber	2004-07	2.66
166	Jerome Allen	1992-95	1.52
157	Matt Maloney	1993-95	1.89
154	Zack Rosen	2009-12	1.32
147	Michael Jordan	1997-00	1.28
141	Mark Zoller	2004-07	1.23
134	Paul Chambers	1989-92	1.68
134	Shawn Trice	1992-95	1.23
132	Tyler Bernardini	2008-12	1.16
125	Ugonna Onyekwe	2000-03	1.06

Games Played

No.	Player	Seasons
118	David Klatsky	2000-03
118	Ugonna Onyekwe	2000-03
117	Zack Rosen	2009-12
116	Tim Begley	2001-05
116	Koko Archibong	2000-03
115	Jack Eggleston	2008-11
115	Steve Danley	2004-07
115	Mark Zoller	2004-07
114	Tyler Bernardini	2008-12
114	Ibrahim Jaaber	2004-07

Games Started

No.	Player	Seasons
115	Zack Rosen	2009-12
113	Tim Begley	2002-05
111	Jack Eggleston	2008-11
105	Ugonna Onyekwe	2000-03
101	Tyler Bernardini	2008-12
101	Michael Jordan	1997-00
101	Geoff Owens	1997-01
100	Jerome Allen	1992-95
99	Koko Archibong	2000-03
94	Mark Zoller	2004-07

Minutes Played

No.	Player	Seasons
4,198	Zack Rosen	2009-12
3,737	Jack Eggleston	2008-11
3,719	Michael Jordan	1997-00
3,682	Tim Begley	2002-05
3,570	Jerome Allen	1992-95
3,569	Ibrahim Jaaber	2004-07
3,275	Tyler Bernardini	2008-12
3,245	Matt Langel	1997-00
2,970	Mark Zoller	2004-07
2,932	Paul Romanczuk	1996-99

Current players who have records are listed in **bold italics**



Games Played

33 ... 2011-12 (20-13)
 32 ... 2001-02 (25-7)
 32 ... 1978-79 (25-7)
 31 ... 2007-08 (13-18)
 31 ... 2006-07 (22-9)
 29 ... 2005-06 (20-9)
 29 ... 2004-05 (20-9)
 29 ... 2000-01 (12-17)
 29 ... 1999-00 (21-8)
 29 ... 1979-80 (17-12)
 29 ... 1970-71 (28-1)
 29 ... 1951-52 (21-8)

Most Wins

28 ... 1970-71 (28-1)
 25 ... 2001-02 (25-7)
 25 ... 1993-94 (25-3)
 25 ... 1978-79 (25-7)
 25 ... 1971-72 (25-3)
 25 ... 1969-70 (25-2)
 24 ... 1921-22 (24-3)
 24 ... 1907-08 (24-4)
 22 ... seven times
 (most recent 2006-07, 22-9)

Fewest Losses

1 ... 1970-71 (28-1)
 1 ... 1919-20 (22-1)
 1 ... 1918-19 (15-1)
 2 ... 1969-70 (25-2)
 2 ... 1920-21 (21-2)
 2 ... 1917-18 (19-2)
 3 ... 1993-94 (25-3)
 3 ... 1971-72 (25-3)
 3 ... 1921-22 (24-3)
 3 ... 1936-37 (17-3)
 3 ... 1933-34 (16-3)

Best Winning Percentage

.966 ... 1970-71 (28-1)
 .957 ... 1919-20 (22-1)
 .938 ... 1918-19 (15-1)
 .926 ... 1969-70 (25-2)
 .913 ... 1920-21 (21-2)
 .904 ... 1917-18 (19-2)
 .893 ... 1993-94 (25-3)
 .893 ... 1971-72 (25-3)
 .889 ... 1921-22 (24-3)
 .857 ... 1907-08 (24-4)
 .850 ... 1936-37 (17-3)

Ivy League Wins

14 ... 2002-03 (14-0)
 14 ... 1999-2000 (14-0)
 14 ... 1994-95 (14-0)
 14 ... 1993-94 (14-0)
 14 ... 1992-93 (14-0)
 14 ... 1970-71 (14-0)
 14 ... 1969-70 (14-0)

Big 5 Wins

4 ... 2001-02 (4-0)
 4 ... 1973-74 (4-0)
 4 ... 1972-73 (4-0)
 4 ... 1970-71 (4-0)
 4 ... 1969-70 (4-0)

Fewest Wins

4 ... 1913-14 (4-12)
 5 ... 1940-41 (5-12)
 5 ... 1939-40 (5-13)
 6 ... 2009-10 (6-22)
 6 ... 1912-13 (6-12)
 7 ... 1956-57 (7-19)
 7 ... 1945-46 (7-10)
 7 ... 1938-39 (7-11)
 8 ... 1937-38 (8-10)
 8 ... 1904-05 (8-15)

Most Losses

22 ... 2009-10 (6-22)
 19 ... 1956-57 (7-19)
 18 ... 2008-09 (10-18)
 18 ... 2007-08 (13-18)
 17 ... 2000-01 (12-17)
 17 ... 1990-91 (9-17)
 17 ... 1967-68 (9-17)
 17 ... 1930-31 (9-17)
 16 ... 1987-88 (10-16)
 16 ... 1983-84 (10-16)

Worst Winning Percentage

.214 ... 2009-10 (6-22)
 .250 ... 1913-14 (4-12)
 .269 ... 1956-57 (7-19)
 .278 ... 1939-40 (5-13)
 .294 ... 1940-41 (5-12)
 .333 ... 1912-13 (6-12)
 .346 ... 1990-91 (9-17)
 .346 ... 1967-68 (9-17)
 .346 ... 1930-31 (9-17)
 .347 ... 1904-05 (8-15)

Longest Winning Streaks

31 - 1919-20
(began 2/1/19 vs. CCNY, ended 3/22/20 at Chicago)
 28 - 1970-71
(began 12/2/70 vs. Rutgers, ended 3/20/71 to Villanova)
 22 - 1907-08
(began 12/21/07 at Army, ended 3/21/08 at Chicago)
 19 - 1921-22
(began 3/12/21 vs. Princeton, ended 2/11/22 at Cornell)
 18 - 1969-70
(began 12/30/69 vs. St. Joseph's, ended 3/7/70 vs. Niagara)

Longest Regular-Season Winning Streaks

48 - 1969-71
(began 12/30/69 vs. St. Joseph's, ended 12/18/71 vs. Temple)
 31 - 1919-20
(began 2/1/19 vs. CCNY, ended 3/22/20 at Chicago)
 22 - 1907-08
(began 12/21/07 at Army, ended 3/21/08 at Chicago)

Longest Winning Streaks to Start Season

28 - 1970-71
(began 12/2/70 vs. Rutgers, ended 3/20/71 vs. Villanova)
 20 - 1919-20
(began 12/6/19 vs. Ursinus, ended 3/22/20 at Chicago)

Longest Home Winning Streak

34 - 1969-71
(began 2/7/69 vs. Cornell, ended 12/18/71 vs. Temple)

Longest Road Winning Streak

15 - 1970-71
(began 12/5/70 at Navy, ended 3/20/71 vs. Villanova)

Longest Ivy League Winning Streak

48 - 1992-96
(began 3/7/92 at Cornell, ended 2/9/96 at Dartmouth)

Longest Ivy League Home Winning Streaks

46 - 1977-83
(began 1/7/77 vs. Dartmouth, ended 2/22/83 vs. Princeton)
 35 - 1992-97
(began 2/7/92 vs. Cornell, ended 2/8/97 vs. Dartmouth)
 27 - 1969-73
(began 1/10/69 vs. Harvard, ended 1/30/73 vs. Princeton)
 24 - 2005-08
(began 1/28/05 vs. Yale; ended 2/15/08 vs. Brown)
 20 - 1973-76
(began 2/2/73 vs. Yale, ended 1/27/76 vs. Princeton)

Longest Ivy League Road Winning Streaks

23 - 1992-96
(began 3/7/92 at Cornell, ended 2/9/96 at Dartmouth)
 15 - 1998-2001
(began 2/28/98 at Columbia, ended 2/9/01 at Harvard)
 14 - 1970-72
(began 1/5/70 at Princeton, ended 1/11/72 at Princeton)
 11 - 2002-04
(began 2/9/02 at Brown, ended 1/30/04 at Yale)

Longest Big 5 Winning Streak

12 - 1972-75
(began 1/19/72 vs. Villanova, ended 1/18/75 vs. La Salle)

Longest Losing Streak

10 - 2009-10
(began 11/13/09 at Penn State, ended 1/6/10 at UMBC)

Longest Home Losing Streak

7 - 2008-09
(began 1/14/09 vs. Temple; ended 2/28/09 vs. Brown)

Longest Road Losing Streak

9 - 1984
(began 2/3/84 at Yale, ended 12/30/84 vs. Davidson)

Longest Ivy League Losing Streak

9 - 1957-58
(began 2/9/57 at Columbia, ended 1/11/58 at Brown)

Longest Big 5 Losing Streak

16 - 2007-11
(began 1/27/07 vs. Saint Joseph's, ended 1/22/11 vs. SJU)



Points (Season)

2,427 ... 1978-79 (32 games)
 2,362 ... 1970-71 (29 games)
 2,357 ... 1974-75 (27 games)
 2,342 ... 2001-02 (32 games)
 2,301 ... 1994-95 (28 games)
 2,297 ... 2006-07 (31 games)
 2,257 ... 1977-78 (28 games)
 2,192 ... 1971-72 (28 games)
 2,182 ... 1969-70 (27 games)
 2,146 ... 2011-12 (33 games)

Scoring Average (Season)

84.2 ... 1974-75 (28 games; 2,357 points)
 82.2 ... 1994-95 (28 games; 2,301 points)
 81.4 ... 1970-71 (29 games; 2,362 points)
 81.1 ... 1969-70 (27 games; 2,182 points)
 80.8 ... 1969-70 (27 games; 2,182 points)
 80.6 ... 1977-78 (28 games; 2,257 points)
 78.3 ... 1971-72 (28 games; 2,192 points)
 76.4 ... 1993-94 (28 games; 2,139 points)
 75.8 ... 1978-79 (32 games; 2,427 points)
 75.8 ... 1965-66 (25 games; 1,895 points)

Rebounds (Season)

1,639 ... 1951-52 (29 games)
 1,422 ... 1970-71 (29 games)
 1,402 ... 1950-51 (27 games)
 1,357 ... 1952-53 (27 games)
 1,285 ... 1954-55 (25 games)
 1,282 ... 1974-75 (28 games)
 1,268 ... 1956-57 (26 games)
 1,242 ... 1958-59 (26 games)
 1,234 ... 1973-74 (27 games)
 1,227 ... 1971-72 (28 games)

Rebound Average (Season)

56.5 ... 1952-53 (29 games; 1,693 rebounds)
 51.9 ... 1950-51 (27 games; 1,402 rebounds)
 51.4 ... 1954-55 (25 games; 1,285 rebounds)
 50.3 ... 1951-52 (27 games; 1,357 rebounds)
 49.0 ... 1970-71 (29 games; 1,422 rebounds)
 49.0 ... 1966-67 (25 games; 1,226 rebounds)
 48.8 ... 1956-57 (26 games; 1,268 rebounds)
 48.0 ... 1965-66 (25 games; 1,201 rebounds)
 48.0 ... 1962-63 (25 games; 1,201 rebounds)
 47.8 ... 1958-59 (26 games; 1,242 rebounds)

Field Goals Made (Season)

995 ... 1974-75 (28 games)
 958 ... 1978-79 (32 games)
 941 ... 1977-78 (28 games)
 890 ... 1970-71 (29 games)
 869 ... 1971-72 (28 games)
 854 ... 1973-74 (27 games)
 844 ... 1994-95 (28 games)
 836 ... 2006-07 (31 games)
 820 ... 1951-52 (29 games)
 815 ... 2001-02 (32 games)

Field Goals Made (Game)

48 vs. Brown, 2/11/1978
 48 vs. Swarthmore, 12/12/1962

Field Goal Attempts (Season)

2,183 ... 1951-52 (29 games)
 2,136 ... 1949-50 (25 games)
 2,044 ... 1970-71 (29 games)
 2,002 ... 1950-51 (27 games)
 1,950 ... 1978-79 (32 games)
 1,948 ... 1974-75 (28 games)
 1,934 ... 1948-49 (23 games)
 1,902 ... 1977-78 (28 games)
 1,871 ... 1952-53 (27 games)
 1,827 ... 1956-57 (26 games)

Field Goal Attempts (Game)

101 - Navy, 1/28/1950

Field Goal Percentage (Season)

51.1 ... 1974-75 (28 games, 995-1,948)
 49.8 ... 1975-76 (26 games, 723-1,452)
 49.6 ... 1971-72 (28 games, 869-1,751)
 49.5 ... 1985-86 (26 games, 647-1,306)
 49.5 ... 1977-78 (28 games, 941-1,902)
 49.3 ... 1986-87 (27 games, 788-1,598)
 49.1 ... 1978-79 (32 games, 958-1,950)
 48.8 ... 2006-07 (31 games, 836-1,712)
 48.5 ... 1982-83 (26 games, 740-1,526)
 48.3 ... 1973-74 (27 games, 854-1,767)

Field Goal Percentage (Game)

72.0 - USC, 1/11/2003 (36-50)

3-Point FG Made (Season)

266 ... 2001-02 (31 games)
 251 ... 2002-03 (28 games)
 247 ... 1994-95 (28 games)
 238 ... 2011-12 (33 games)
 236 ... 2003-04 (27 games)
 223 ... 2000-01 (29 games)
 223 ... 1997-98 (29 games)
 208 ... 1998-99 (27 games)
 208 ... 1993-94 (28 games)
 197 ... 1992-93 (27 games)

3-Point FG Made (Game)

16 vs. Harvard, 2/21/2003
 16 vs. Drexel, 1/28/2001

3-Point FG Attempts (Season)

668 ... 2001-02 (32 games)
 639 ... 2000-01 (29 games)
 637 ... 2011-12 (33 games)
 608 ... 2002-03 (28 games)
 607 ... 2005-06 (29 games)
 606 ... 1994-95 (28 games)
 594 ... 2003-04 (27 games)
 588 ... 1993-94 (28 games)
 577 ... 2009-10 (28 games)
 563 ... 2004-05 (29 games)

3-Point FG Attempts (Game)

37 vs. Florida, 3/17/1994

3-Point FG Percentage (Season)

42.5 ... 1986-87 (27 games, 68-160)
 42.4 ... 1997-98 (29 games, 223-526)
 41.3 ... 2002-03 (28 games, 251-608)
 40.8 ... 1994-95 (28 games, 247-606)
 40.1 ... 1992-93 (27 games, 197-491)
 39.8 ... 2001-02 (32 games, 266-668)
 39.7 ... 2003-04 (27 games, 236-594)
 39.3 ... 1998-99 (27 games, 208-529)
 39.1 ... 1990-91 (26 games, 157-402)
 37.4 ... 2011-12 (33 games, 238-637)

3-Point FG Percentage (Game)

78.6 vs. Drexel, 11/23/2004 (11-14)
 75.0 vs. Princeton, 1/30/1993 (6-8)
 75.0 at USC, 1/11/2003 (15-20)

Free Throws Made (Season)

582 ... 1970-71 (29 games)
 569 ... 1956-57 (26 games)
 554 ... 1969-70 (27 games)
 540 ... 1955-56 (25 games)
 537 ... 1954-55 (25 games)
 511 ... 1978-79 (32 games)
 502 ... 1952-53 (27 games)
 486 ... 1986-87 (26 games)
 486 ... 1957-58 (25 games)
 480 ... 1953-54 (25 games)

Free Throws Made (Game)

40 vs. Rutgers, 12/3/1970
 40 vs. Brown, 1/15/1955)

Free Throw Attempts (Season)

893 ... 1956-57 (26 games)
 850 ... 1955-56 (25 games)
 850 ... 1954-55 (25 games)
 772 ... 1953-54 (25 games)
 771 ... 1957-58 (25 games)
 763 ... 1970-71 (29 games)
 761 ... 1969-70 (27 games)
 702 ... 1952-53 (27 games)
 697 ... 1978-79 (32 games)
 686 ... 2007-08 (31 games)

Free Throw Attempts (Game)

60 vs. Brown, 1/15/1955

Free Throw Percentage (Season)

76.3 ... 1970-71 (29 games, 582-763)
 74.9 ... 2009-10 (28 games, 376-502)
 74.1 ... 1972-73 (28 games, 341-460)
 73.7 ... 2010-11 (28 games, 395-536)
 73.3 ... 1978-79 (32 games, 511-697)
 73.2 ... 2001-02 (32 games, 446-609)
 72.9 ... 2011-12 (33 games, 374-513)
 72.9 ... 1975-76 (26 games, 422-579)
 72.8 ... 1969-70 (27 games, 554-761)
 72.3 ... 1958-59 (26 games, 411-568)

Free Throw Percentage (Game)

100.0 vs. Saint Joseph's, 1/22/2011 (15-15)
 95.0 vs. Notre Dame, 2/26/1952 (19-20)
 94.7 vs. Cornell, 2/6/1987 (18-19)
 94.7 vs. Harvard, 2/21/2003 (18-19)



Assists (Season) - since 1978-79

564 ... 2001-02 (32 games)
 539 ... 2006-07 (31 games)
 510 ... 1994-95 (28 games)
 494 ... 1978-79 (32 games)
 447 ... 2011-12 (33 games)
 436 ... 1999-00 (29 games)
 432 ... 2003-04 (27 games)
 425 ... 2007-08 (31 games)
 420 ... 2004-05 (29 games)

Blocked Shots (Season) - since 1981-82

125 ... 2007-08 (31 games)
 119 ... 1999-00 (29 games)
 107 ... 2001-02 (32 games)
 98 ... 2000-01 (29 games)
 93 ... 1992-93 (27 games)
 93 ... 2004-05 (29 games)
 92 ... 2006-07 (31 games)
 91 ... 1994-95 (28 games)
 90 ... 1995-96 (27 games)
 90 ... 1981-82 (27 games)

Steals (Season) - since 1981-82

283 ... 2005-06 (29 games)
 263 ... 2006-07 (31 games)
 259 ... 1993-94 (28 games)
 255 ... 1981-82 (27 games)
 243 ... 1994-95 (28 games)
 241 ... 2011-12 (33 games)
 233 ... 2004-05 (29 games)
 208 ... 2001-02 (32 games)
 206 ... 1991-92 (26 games)

Margin of Victory (Season)

+15.3 ... 1919-20 (23 games, 32.4/17.1)
 +14.7 ... 1994-95 (29 games, 82.2/67.5)
 +14.7 ... 1971-72 (28 games, 78.3/63.6)
 +14.5 ... 1969-70 (27 games, 80.8/66.3)
 +14.3 ... 1970-71 (29 games, 81.1/66.8)
 +13.1 ... 1974-75 (28 games, 84.2/71.1)
 +13.1 ... 1973-74 (27 games, 75.7/62.6)
 +13.1 ... 1965-66 (25 games, 75.8/62.7)
 +12.1 ... 1993-94 (28 games, 76.4/64.3)
 +10.8 ... 1972-73 (28 games, 67.9/57.1)

Points (Ivy League Season)

1,219 ... 1974-75 (14 games, 87.1 ppg)
 1,213 ... 1970-71 (14 games, 86.6 ppg)
 1,187 ... 1986-87 (14 games, 84.8 ppg)

Margin of Victory (Ivy League Season)

+19.8 ... 1970-71 (86.6/66.8)
 +19.0 ... 1973-74 (79.2/60.2)
 +18.9 ... 1974-75 (87.1/68.2)

Points (Big 5 Season)

332 ... 2006-07 (4 games, 83.0 ppg)
 309 ... 1970-71 (4 games, 77.3 ppg)
 296 ... 1965-66 (4 games, 74.0 ppg)

Margin of Victory (Big 5 Season)

+11.3 ... 1970-71 (77.3/66.0)
 +9.0 ... 1972-73 (61.8/52.8)
 +8.0 ... 1971-72 (70.8/62.8)

Most Overtime Games Played (Season)

6 ... 1983-84 (26 games)
 5 ... 2010-11 (28 games)
 4 ... 2001-02 (32 games)
 4 ... 1997-98 (29 games)
 4 ... 1962-63 (25 games)

Consecutive Overtime Games Played

3 ... 2010-11
(2/5 Harvard, 2/8 at Princeton, 2/11 at Cornell)
 3 ... 1983-84
(2/11 Columbia, 2/14 at Princeton, 2/17 Harvard)

Most Overtimes Played in a Game

4 vs. Princeton, 3/13/1920
 3 vs. Duquesne, 1/31/1976
 3 vs. Saint Joseph's, 12/22/1962

Points by Penn in a Game

115 vs. Muhlenberg (79), 12/1/1969
 114 vs. Haverford (73), 12/18/1993
 113 vs. Columbia (69), 2/7/1975
 111 vs. Cornell (82), 2/25/1972
 109 vs. Northeastern (72), 12/21/1974

Aggregate Score in a Game

202 (97-105) with Harvard, 2/10/1990
 200 (94-106) with Ohio State, 12/27/1974
 196 (86-110) with San Diego State, 12/30/1978
 195 (82-113) with North Carolina, 3/12/1987
 195 (107-88) with La Salle, 12/19/1970

Points by Opponent in a Game

114 by Duke (Penn 55), 12/31/2009
 113 by North Carolina (Penn 82), 3/12/1987
 110 by Alabama (Penn 68), 12/29/1986
 110 by San Diego State (Penn 86), 12/30/1978
 107 by Temple (Penn 83), 1/8/1969

Largest Margin of Victory

51 (87-36) vs. Cornell, 2/1/1974
 51 (92-41) at Swarthmore, 12/14/1960
 50 (93-43) vs. New Hampshire, 11/30/1973
 49 (94-45) at Swarthmore, 12/11/1963
 49 (81-32) vs. Catholic, 12/29/1958

Largest Margin of Defeat

59 (55-114) at Duke, 12/31/2009
 49 (49-98) at UCLA, 12/14/1987
 46 (59-105) at Kansas, 1/4/2000
 44 (31-75) at Dartmouth, 1/14/1942
 43 (47-90) vs. Villanova, 3/20/1971

Points by Penn in an Ivy League Game

113 vs. Columbia (69), 2/7/1975
 111 vs. Cornell (82), 2/25/1972
 108 at Brown (73), 2/11/1978
 108 vs. Dartmouth (79), 1/11/1975
 108 at Cornell (64), 3/5/1971

Aggregate Points in an Ivy League Game

202 (97-105) with Harvard, 2/10/1990
 193 (111-82) with Cornell, 2/25/1972
 187 (95-92) with Brown, 2/27/1987 - ot
 187 (108-79) with Dartmouth, 1/11/1975
 186 (92-94) with Cornell, 3/7/2008

Points by Opponent in an Ivy Game

105 by Harvard (Penn 97), 2/10/1990
 98 by Harvard (Penn 83), 2/23/1957
 94 by Cornell (Penn 92), 3/7/2008
 93 by Harvard (Penn 91), 1/9/1987 - ot
 93 by Harvard (Penn 87), 2/18/1978
 93 by Columbia (Penn 75), 2/9/1957

Largest Margin of Victory in an Ivy Game

51 (87-36) vs. Cornell, 2/1/1974
 46 (105-59) vs. Yale, 3/4/1977
 44 (113-69) vs. Columbia, 2/7/1975
 44 (108-64) vs. Cornell, 3/5/1971
 44 (87-43) vs. Dartmouth, 1/15/1966
 41 (97-56) vs. Cornell, 2/25/1995

Largest Margin of Defeat in an Ivy Game

32 (43-75) at Brown, 3/1/2008
 27 (44-71) vs. Dartmouth, 1/19/1957
 24 (59-83) at Cornell, 3/6/2009
 24 (39-63) at Princeton, 1/3/1976
 24 (72-96) at Yale, 2/15/1956

Points by Penn in a Big 5 Game

107 vs. La Salle (88), 12/19/1970
 93 vs. La Salle (92), 1/18/2007
 90 vs. Villanova (80), 12/14/1974
 90 vs. La Salle (76), 1/12/1966

Aggregate Points in a Big 5 Game

195 (107-88) with La Salle, 12/19/1970
 190 (83-107) with Temple, 1/8/1969
 188 (89-99) with Villanova, 12/2/2006
 185 (93-92) with La Salle, 1/18/2007
 181 (85-96) with La Salle, 1/24/1984

Points by Opponent in a Big 5 Game

107 by Temple (Penn 83), 1/8/1969
 103 by Villanova (Penn 65), 11/16/2009
 103 by Temple (Penn 67), 12/10/1986
 99 by Villanova (Penn 89), 12/2/2006
 96 by La Salle (Penn 85), 1/24/1984

Largest Margin of Victory in a Big 5 Game

25 (71-46) vs. Temple, 12/7/2002
 24 (71-47) at La Salle, 1/14/2004
 22 (83-61) vs. Villanova, 1/23/1974
 19 (107-88) vs. La Salle, 12/19/1970
 15 (66-51) vs. Saint Joseph's, 1/29/1964
 15 (59-44) vs. Temple, 12/23/1972

Largest Margin of Defeat in a Big 5 Game

40 (42-82) vs. Saint Joseph's, 1/19/2008
 38 (65-103) at Villanova, 11/16/2009
 36 (67-103) vs. Temple, 12/8/1986
 34 (50-84) vs. Temple, 1/6/1988
 30 (45-75) vs. Villanova, 1/17/1968
 30 (63-93) vs. Villanova, 1/3/1959



Penn's 100-Point Games (33)

12/5/1956 - Penn 100, Swarthmore 85
 12/5/62 - Penn 101, Rutgers 57
 12/12/62 - Penn 104, at Swarthmore 58
 12/2/64 - Penn 100, Rutgers 75
 12/7/66 - Penn 106, Delaware 75
 12/9/66 - Penn 105, Washington U. 57
 12/1/69 - Penn 115, Muhlenberg 79
 1/10/70 - Penn 103, Harvard 71
 12/19/70 - Penn 107, La Salle 88
 2/19/71 - Penn 103, Harvard 72
 2/20/71 - Penn 102, Dartmouth 75
 3/5/71 - Penn 108, at Cornell 64
 2/25/72 - Penn 111, Cornell 82
 11/29/74 - Penn 101, Middle Tenn. 74
 12/21/74 - Penn 109, Northeastern 72
 12/28/74 - Penn 100, Florida 88
 1/10/75 - Penn 103, Harvard 75
 1/11/75 - Penn 108, Dartmouth 79
 2/7/75 - Penn 113, Columbia 69
 2/15/75 - Penn 103, at Harvard 81
 12/1/76 - Penn 108, The Citadel 69
 3/4/77 - Penn 105, Yale 59
 1/10/78 - Penn 103, at The Citadel 73
 2/11/78 - Penn 108, at Brown 73
 1/5/79 - Penn 103, at Harvard 77
 11/30/81 - Penn 101, St. Francis (Pa.) 71
 12/18/93 - Penn 114, Haverford 73
 12/10/94 - Penn 101, Fairleigh Dickinson 71
 2/10/95 - Penn 101, Cornell 71
 12/7/96 - Penn 100, Lehigh 58
 2/16/2002 - Penn 100, Dartmouth 62
 2/6/04 - Penn 104, Harvard 69
 1/16/06 - Penn 105, Lafayette 73

Opponent 100-Point Games (18)

12/14/1968 - Kentucky 102, Penn 78
 1/8/69 - Temple 107, Penn 83
 12/27/74 - Ohio State 106, Penn 94
 12/30/78 - at San Diego State 110, Penn 86
 3/24/79 - Michigan State 101, Penn 67 (NCAA)
 12/18/81 - Oregon State 102, Penn 64
 12/8/86 - Temple 103, Penn 67
 12/29/86 - Alabama 110, Penn 68
 3/12/87 - North Carolina 113, Penn 82 (NCAA)
 12/29/88 - at Miami (Fla.) 102, Penn 69
 2/10/90 - Harvard 105, Penn 97
 1/21/97 - Maryland 103, Penn 73
 1/4/2000 - at Kansas 105, Penn 59
 1/3/07 - at North Carolina 102, Penn 64
 11/23/07 - Virginia 100, Penn 85
 12/4/07 - North Carolina 106, Penn 71
 11/16/09 - at Villanova 103, Penn 65
 12/31/09 - at Duke 114, Penn 55

Penn's Overtime Games

3/13/1920 - at Penn 26, Princeton 23 (4ot)
 12/1/28 - at Penn 26, Saint Joseph's 24
 2/10/34 - Penn 24, at Cornell 22
 1/11/38 - Penn 42, at Yale 39
 2/18/42 - Penn 46, at Yale 43
 1/20/49 - Penn 76, at Dartmouth 73
 2/23/49 - Penn 67, at Navy 52
 2/19/54 - Penn 79, at Brown 67
 3/6/54 - Cornell 57, at Penn 56
 3/2/62 - at Penn 93, Cornell 90
 12/8/62 - Penn 54, at Navy 51
 12/22/62 - at Penn 78, Saint Joseph's 77 (3ot) #
 2/15/63 - at Penn 65, Dartmouth 63*
 3/2/63 - at Penn 92, Cornell 86*
 12/26/64 - Villanova 52, at Penn 47
 1/13/68 - at Dartmouth 56, Penn 54*
 2/16/68 - Penn 71, at Yale 68*
 2/17/68 - at Brown 52, Penn 49*
 1/24/70 - at Penn 63, Saint Joseph's 56 #
 12/26/70 - at Penn 85, Syracuse 77
 1/28/71 - at Penn 66, Princeton 62*
 1/31/76 - Penn 84, Duquesne 81 (3ot)
 2/4/77 - Penn 69, at Brown 59*
 2/5/77 - Penn 77, at Yale 74* (2ot)
 12/29/78 - Iowa 87, Penn 84 (2ot)
 1/13/79 - Penn 59, at Princeton 58*
 2/20/79 - at Penn 42, Princeton 41*
 3/26/79 - DePaul 96, Penn 93 (NCAA)
 1/23/80 - Saint Joseph's 60, at Penn 56 #
 2/26/80 - at Princeton 78, Penn 69*
 12/29/81 - Fordham 77, Penn 73 (2ot)
 2/5/82 - at Penn 52, Columbia 47*
 1/22/83 - Illinois-Chicago 76, at Penn 74
 2/9/83 - Temple 61, at Penn 53 (2ot) #
 2/3/84 - at Yale 51, Penn 47*
 2/4/84 - at Brown 67, Penn 63*
 2/11/84 - at Penn 63, Columbia 58*
 2/14/84 - at Princeton 45, Penn 41*
 2/17/84 - at Penn 77, Harvard 74* (2ot)
 2/25/84 - at Cornell 49, Penn 46*
 12/22/84 - Saint Joseph's 59, at Penn 57 #
 3/9/85 - at Columbia 70, Penn 65*
 1/9/87 - at Harvard 93, Penn 91*
 2/3/87 - Penn 69, at Princeton 68*
 2/27/87 - Penn 95, at Brown 92*
 2/12/88 - at Penn 83, Harvard 79*
 11/26/88 - at Navy 93, Penn 91 (2ot)
 12/8/89 - Penn 90, at Navy 81
 12/1/90 - La Salle 84, at Penn 80 #
 1/25/92 - at Penn 87, Penn State 86 (2ot)
 1/31/92 - at Dartmouth 65, Penn 61*
 1/13/93 - at Penn 89, American 84
 11/28/94 - Penn 82, at Lehigh 79
 1/21/95 - at Saint Joseph's 92, Penn 82
 3/16/95 - Alabama 91, Penn 85 (NCAA)
 1/27/96 - Penn 68, La Salle 66 #
 3/9/96 - Princeton 63, Penn 56 (Ivy playoff)
 2/8/97 - Dartmouth 74, at Penn 70*
 2/22/97 - at Harvard 76, Penn 67*
 12/29/97 - Santa Clara 89, Penn 76 (2ot)
 1/10/98 - at Yale 71, Penn 70*
 2/13/98 - at Penn 76, Yale 69*
 3/3/98 - Princeton 78, at Penn 72*
 11/23/98 - at Penn 73, Temple 70 #
 11/28/2000 - at Davidson 84, Penn 81
 12/5/01 - at Penn 75, Villanova 74 #
 12/22/01 - Davidson 75, at Penn 71
 1/12/02 - at Harvard 78, Penn 75*
 1/29/02 - Penn 81, at La Salle 76 #
 12/30/02 - at Providence 74, Penn 71
 12/28/03 - Penn 63, at St. John's 61
 1/10/04 - at Rider 77, Penn 72
 1/31/04 - at Brown 92, Penn 88*
 3/9/04 - Princeton 76, at Penn 70*
 1/12/05 - Rider 74, at Penn 68
 2/8/05 - at Penn 70, Princeton 62*
 2/24/06 - at Penn 74, Harvard 71*
 3/4/06 - Penn 74, at Brown 68*
 3/7/06 - at Princeton 60, Penn 59*
 11/9/07 - Drexel 67, at Penn 59
 2/17/09 - Penn 62, at Princeton 55*
 11/21/09 - Delaware 97, at Penn 94 (2ot)
 1/12/11 - at La Salle 89, Penn 83 #
 1/29/11 - at Penn 80, Brown 78*
 2/5/11 - Harvard 83, at Penn 82* (2ot)
 2/8/11 - at Princeton 62, Penn 59*
 2/11/11 - at Cornell 82, Penn 71*
 11/14/11 - Temple 73, at Penn 67 #
 11/17/11 - Penn 78, at Rider 72
 2/18/12 - at Penn 61, Columbia 59*
 12/29/12 - at Wagner 68, Penn 63

*Penn is 45-46 all-time in overtime games
(23-18 home, 20-22 road, 2-6 neutral)*

** Penn is 22-21 in overtime Ivy League games
(14-4 home, 8-17 road)*

*# Penn is 6-6 in overtime Philadelphia Big 5 games
(4-5 home, 1-1 road, 1-0 neutral)*

Penn is 0-2 in overtime NCAA Tournament games




YEAR-BY-YEAR STATISTICAL LEADERS


Scoring

Year	Player	G	Pts.	Avg.	Year	Player	G	Pts.	Avg.	Year	Player	G	Pts.	Avg.
1924-25	James Carmack	22	148	6.7	1954-55	Barton Leach	25	452	18.1	1984-85	Perry Bromwell	27	412	15.3
1925-26	Roger Lindsay	21	104	5.0	1955-56	Joe Sturgis	25	464	18.6	1985-86	Bruce Lefkowitz	25	355	14.2
1926-27	Paul Davenport	23	163	7.1	1956-57	Richard Csencsitz	26	460	17.7	1986-87	Bruce Lefkowitz	27	506	18.7
1927-28	Joseph Schaaf	27	327	12.1	1957-58	Richard Csencsitz	25	393	15.7	1987-88	Tyrone Pitts	26	451	17.4
1928-29	Joseph Schaaf	26	273	10.5	1958-59	George Schmidt	26	343	13.2	1988-89	Walt Frazier	26	462	17.8
1929-30	Leonard Tanseer	24	150	6.3	1959-60	Bob Mlkvy	25	472	18.9	1989-90	Hassan Duncombe	26	497	19.1
1930-31	Harold Sander	26	134	5.2	1960-61	Bob Mlkvy	25	358	14.3	1990-91	Paul McMahan	26	358	13.8
1931-32	Leonard Tanseer	21	111	5.3	1961-62	John Wideman	25	330	13.2	1991-92	Barry Pierce	26	334	12.9
1932-33	Robert Freeman	18	139	7.7	1962-63	John Wideman	25	346	13.8	1992-93	Matt Maloney	27	439	16.3
1933-34	Kenneth Hashagen	19	133	7.0	1963-64	Stan Pawlak	24	384	16.0	1993-94	Jerome Allen	28	405	14.5
1934-35	Robert Freeman	20	145	7.3	1964-65	Stan Pawlak	25	538	21.5	1994-95	Matt Maloney	28	416	14.5
1935-36	Roger Hanger	21	122	5.8	1965-66	Stan Pawlak	25	579	23.2	1995-96	Ira Bowman	27	444	16.4
1936-37	Roy Menzel	19	138	7.3	1966-67	Tom Northrup	25	302	12.1	1996-97	Garett Kreitz	26	330	12.7
1937-38	Robert Dougherty	18	165	9.2	1967-68	Tom Northrup	26	297	11.4	1997-98	Michael Jordan	27	413	15.3
1938-39	Tony Mischo	18	180	10.0	1968-69	Dave Wohl	25	403	16.1	1998-99	Michael Jordan	27	413	15.3
1939-40	Henry Soleliac	18	129	7.2	1969-70	Bob Morse	27	429	15.9	1999-00	Michael Jordan	29	464	16.0
1940-41	Sidney Levinson	17	126	7.4	1970-71	Bob Morse	29	446	15.4	2000-01	Lamar Plummer	29	431	14.9
1941-42	Charles Viguers	18	182	10.1	1971-72	Bob Morse	28	506	18.1	2001-02	Ugonna Onyekwe	32	560	17.5
1942-43	Frank Crossin	21	237	11.3	1972-73	Phil Hankinson	28	512	18.3	2002-03	Ugonna Onyekwe	28	463	16.5
1943-44	Frank Crossin	14	190	13.6	1973-74	Ron Haigler	27	471	17.4	2003-04	Jeff Schiffner	27	389	14.4
1944-45	Howard Dallmar	17	179	10.5	1974-75	Ron Haigler	28	605	21.6	2004-05	Tim Begley	29	402	13.9
1945-46	Herbert Lyon	15	173	11.5	1975-76	Keven McDonald	26	492	18.9	2005-06	Ibrahim Jaaber	29	529	18.2
1946-47	John Colbert	21	250	11.9	1976-77	Keven McDonald	25	529	21.2	2006-07	Mark Zoller	31	565	18.2
1947-48	Herbert Lyon	23	344	15.0	1977-78	Keven McDonald	28	623	22.3	2007-08	Brian Grandieri	31	410	13.2
1948-49	Herbert Lyon	23	395	15.8	1978-79	Tony Price	32	633	19.8	2008-09	Tyler Bernardini	25	343	13.7
1949-50	Herbert Lyon	25	421	16.8	1979-80	James Salters	29	422	14.6	2009-10	Zack Rosen	28	495	17.7
1950-51	Ernie Beck	27	558	20.7	1980-81	Ken Hall	28	316	11.3	2010-11	Zack Rosen	28	400	14.3
1951-52	Ernie Beck	29	596	20.6	1981-82	Paul Little	27	313	11.6	2011-12	Zack Rosen	33	602	18.2
1952-53	Ernie Beck	26	673	25.9	1982-83	Michael Brown	26	355	13.7					
1953-54	Joe Sturgis	24	386	16.1	1983-84	Karl Racine	24	340	14.2					

BRUCE LEFKOWITZ



MICHAEL JORDAN



Assists (since 1978-79)

Year	Player	A	Avg.
1978-79	Bobby Willis	130	4.19
1979-80	Booney Salters	101	3.48
1980-81	Ken Hall	118	4.21
1981-82	Fran McCaffery	105	3.89
1982-83	Karl Racine	95	3.65
1983-84	Anthony Arnolie	68	2.62
1984-85	Karl Racine	119	4.41
1985-86	John Wilson	126	5.73
1986-87	John Wilson	83	4.37
1987-88	Walt Frazier	113	4.35
1988-89	Walt Frazier	94	3.62
1989-90	Paul Chambers	104	4.33
1990-91	Paul Chambers	115	4.42
1991-92	Paul Chambers	151	5.81
1992-93	Jerome Allen	133	4.93
1993-94	Jerome Allen	130	4.64
1994-95	Jerome Allen	160	5.71
1995-96	Ira Bowman	142	5.26
1996-97	Michael Jordan	72	2.77
1997-98	Michael Jordan	131	4.85
1998-99	Michael Jordan	125	4.63
1999-00	Michael Jordan	141	4.86
2000-01	David Klatsky	162	5.59
2001-02	Andrew Toole	101	3.61
2002-03	Tim Begley	80	2.86
2003-04	Tim Begley	113	4.19
2004-05	Tim Begley	138	4.76
2005-06	Steve Danley	84	3.00
2006-07	Ibrahim Jaaber	162	5.23
2007-08	Harrison Gaines	98	3.63
2008-09	Zack Rosen	139	4.96
2009-10	Zack Rosen	124	4.43
2010-11	Zack Rosen	152	5.43
2011-12	Zack Rosen	173	5.24

Blocked Shots (since 1981-82)

Year	Player	B	Avg.
1981-82	Michael Brown	19	0.70
1982-83	Michael Brown	22	0.85
1983-84	A. Okorodudu	14	0.56
1984-85	Perry Bromwell	19	0.70
1985-86	Neil Bernstein	18	0.69
1986-87	John Stovall	28	1.12
1987-88	Hassan Duncombe	39	1.50
1988-89	Hassan Duncombe	51	1.96
1989-90	Hassan Duncombe	37	1.42
1990-91	Will McAllister	8	0.31
	Ray Marshall	8	0.31
1991-92	Shawn Trice	18	0.69
1992-93	Tim Krug	25	0.93
1993-94	Tim Krug	25	0.93
1994-95	Tim Krug	40	1.43
1995-96	Tim Krug	48	1.78
1996-97	Geoff Owens	40	1.53
1997-98	Paul Romanczuk	22	0.76
1998-99	Geoff Owens	58	2.23
1999-00	Geoff Owens	54	1.86
2000-01	Geoff Owens	43	1.48
2001-02	Ugonna Onyekwe	41	1.28
2002-03	Ugonna Onyekwe	21	0.75
2003-04	Adam Chubb	23	0.85
2004-05	Steve Danley	24	0.83
2005-06	Steve Danley	25	0.89
2006-07	Steve Danley	28	0.90
2007-08	Andreas Schreiber	28	0.90
2008-09	Cameron Lewis	28	1.08
2009-10	Jack Eggleston	21	0.75
2010-11	Jack Eggleston	22	0.79
2011-12	Fran Dougherty	26	0.79

Steals (since 1981-82)

Year	Player	S	Avg.
1981-82	Paul Little	51	1.89
	Fran McCaffery	51	1.89
1982-83	Karl Racine	30	1.15
1983-84	Anthony Arnolie	57	2.19
1984-85	Karl Racine	43	1.59
1985-86	John Wilson	29	1.32
1986-87	Perry Bromwell	41	1.52
1987-88	Walt Frazier	27	1.04
	Tyrone Pitts	27	1.04
1988-89	Walt Frazier	31	1.19
1989-90	Jerry Simon	46	1.77
1990-91	Paul Chambers	36	1.38
1991-92	Paul Chambers	54	2.08
1992-93	Matt Maloney	45	1.67
1993-94	Matt Maloney	62	2.21
1994-95	Ira Bowman	56	2.00
1995-96	Ira Bowman	57	2.11
1996-97	Garett Kreitz	37	1.42
1997-98	Michael Jordan	45	1.67
1998-99	Michael Jordan	32	1.19
1999-00	Michael Jordan	40	1.38
2000-01	David Klatsky	42	1.45
2001-02	Ugonna Onyekwe	37	1.16
2002-03	David Klatsky	36	1.29
2003-04	Tim Begley	33	1.22
2004-05	Ibrahim Jaaber	85	2.93
2005-06	Ibrahim Jaaber	96	3.31
2006-07	Ibrahim Jaaber	90	2.90
2007-08	Jack Eggleston	27	0.87
2008-09	Zack Rosen	41	1.46
2009-10	Rob Belcore	33	1.18
2010-11	Tyler Bernardini	37	1.32
2011-12	Rob Belcore	58	1.76

3-Point FG Made (since 1986-87)

Year	Player	3s	Avg.
1986-87	Perry Bromwell	43	1.59
1987-88	Walt Frazier	27	1.04
1988-89	Walt Frazier	54	2.08
1989-90	Jerry Simon	53	2.04
1990-91	Ken Graf	57	2.19
1991-92	Ken Graf	38	1.46
1992-93	Matt Maloney	91	3.37
1993-94	Matt Maloney	66	2.36
1994-95	Matt Maloney	87	3.11
1995-96	Garett Kreitz	54	2.16
1996-97	Garett Kreitz	72	2.77
1997-98	Garett Kreitz	64	2.21
1998-99	Jed Ryan	71	2.63
1999-00	Matt Langel	70	2.41
2000-01	Lamar Plummer	96	3.31
2001-02	Jeff Schiffner	62	1.94
2002-03	Jeff Schiffner	74	2.64
2003-04	Tim Begley	83	3.07
2004-05	Tim Begley	76	2.62
2005-06	Ibrahim Jaaber	56	1.93
	Eric Osmundson	56	1.93
2006-07	Mark Zoller	41	1.32
2007-08	Tyler Bernardini	45	1.61
2008-09	Tyler Bernardini	39	1.56
2009-10	Zack Rosen	71	2.54
2010-11	Tyler Bernardini	55	1.96
2011-12	Zack Rosen	75	2.27



**ROB
BELCORE**



The Last Time a Penn Player...

Was Ivy League Player of the Year	2011-12 (Zack Rosen)
Was unanimous Ivy League Player of the Year	2011-12 (Zack Rosen)
Was Ivy League Rookie of the Year	2007-08 (Tyler Bernardini)
Was first-team All-Ivy	2011-12 (Zack Rosen)
Was unanimous first-team All-Ivy	2011-12 (Zack Rosen)
Was Philadelphia Big 5 Player of the Year	2011-12 (Zack Rosen)
Was Philadelphia Big 5 Rookie of the Year	2008-09 (Zack Rosen)
Was first-team All-Philadelphia Big 5	2011-12 (Zack Rosen)
Averaged 20 points for a season	1977-78 (Keven McDonald, 22.3 ppg/28 games)
Averaged 10 rebounds for a season	1973-74 (Ron Haigler, 10.6 rpg/27 games)
Scored 40 or more points in a game	12/8/1989 (44 by Hassan Duncombe vs. Navy)
Scored 37 points in a game	1/13/1993 (Matt Maloney vs. American)
Scored 36 points in a game	2/4/1995 (Matt Maloney at Brown)
Scored 33 points in a game	12/2/2006 (Mark Zoller vs. Villanova)
Scored 32 points in a game	12/23/2006 (Ibrahim Jaaber at Seton Hall)
Scored 30 points in a game	12/23/2011 (Tyler Bernardini vs. Marist)
Consecutive games with 25+ points	12/10-12/23/2011 (Tyler Bernardini 29 at UCLA, 30 vs. Marist)
Scored 56 points in an Ivy League weekend	2/19-20/2010 (Zack Rosen, 29 vs. Brown/27 vs. Yale)
Two players with 25+ points in a game	1/18/2007 (Mark Zoller 28, Ibrahim Jaaber 27 at La Salle)
Two players with 20+ points in a game	2/17/2012 (Zack Rosen 25, Miles Cartwright 22 vs. Cornell)
Had 20 rebounds in a game	2/27/1987 (20 by Bruce Lefkowitz vs. Brown)
Had 17 rebounds in a game	3/2/2007 (17 by Mark Zoller vs. Yale)
Had 15 rebounds in a game	1/22/2011 (Jack Eggleston vs. Saint Joseph's)
Had a double-double	2/24/2012 (Rob Belcore 14 points, 10 rebounds at Dartmouth)
Two players with double-doubles in same game	2/20/2010 (Dan Monckton 18/12, Jack Eggleston 13/10 vs. Yale)
Had 20 points/20 rebounds in a game	2/27/1987 (31/20 by Bruce Lefkowitz vs. Brown)
Made 10 three-pointers in a game	2/4/1995 (Matt Maloney at Brown)
Made 8 three-pointers in a game	12/23/2011 (Tyler Bernardini vs. Marist)
Made 15 field goals in a game	1/20/1990 (Hassan Duncombe vs. Colgate)
Made 15 free throws in a game	12/2/2005 (Ibrahim Jaaber vs. Navy)
Made 12 free throws in a game	12/7/2011 (Zack Rosen vs. Delaware)
Made 10 free throws in a game	1/13/2012 (Tyler Bernardini at Columbia)
Shot 100% from the field (minimum five attempts)	3/5/2010 (Dan Monckton 6-6 vs. Harvard)
Shot 100% from the free throw line (minimum 10 attempts)	12/7/2011 (Zack Rosen 12-12 vs. Delaware)
Had 13 assists in a game	2/5/2011 (Zack Rosen vs. Harvard)
Had 12 assists in a game	12/23/2011 (Zack Rosen vs. Marist)
Had 7 blocked shots in a game	2/3/1996 (Tim Krug vs. Columbia)
Had 6 blocked shots in a game	3/3/2000 (Geoff Owens vs. Brown)
Had 5 blocked shots in a game	12/30/2008 (Cameron Lewis vs. Campbell)
Had 9 steals in a game	3/4/2005 (9 by Ibrahim Jaaber vs. Dartmouth)
Had 8 steals in a game	2/17/1995 (Ira Bowman vs. Dartmouth)
Had 7 steals in a game	12/7/2006 (Ibrahim Jaaber at Navy)
Had 6 steals in a game	2/17/2007 (Mark Zoller vs. Cornell)
Had 5 steals in a game	1/14/2012 (Zack Rosen at Cornell)

The Last Time Penn...

Had five players score in double figures in a game	12/23/2011 (vs. Marist)
Did not make a three-point shot in a game	11/24/2009 (vs. Drexel)
Held an opponent without a three-point field goal in a game	11/11/2011 (at UMBC)
Shot 100% from the foul line in a game	1/1/2012 (9-9 at Duke)
Defeated an AP Top 25 opponent	11/23/1998 (Penn 73, #7 Temple 70)
Defeated a USA Today/ESPN Top 25 opponent	2/12/2010 (Penn 79, #22 Cornell 64)
Played the AP's No. 1 team at The Palestra	12/4/2007 (#1 North Carolina 106, Penn 71)
Played the AP's No. 1 team	11/15/2008 (#1 North Carolina 86, Penn 71)
Played an AP Top 10 team	1/1/2012 (#7 Duke 85, Penn 55)
Played an AP Top 25 team	2/10/2012 (#25 Harvard 56, Penn 50)
Won an Ivy League championship	2006-07 (13-1)
Went undefeated in Ivy League play	2002-03 (14-0)
Won a Philadelphia Big 5 championship	2001-02 (4-0)
Went undefeated in Philadelphia Big 5 play	2001-02 (4-0)
Played in the NCAA Tournament	3/15/2007 (Texas A&M 68, Penn 52)
Won an NCAA Tournament game	3/17/1994 (Penn 90, Nebraska 80)
Played in the NCAA Final Four	1978-79 (lost national semifinal)
Played in the NIT	3/13/1981 (West Virginia 67, Penn 64)
Ranked in the AP Top 25	week of 1/16/1995 (#25)
Ranked in the AP Top 10	week of 3/4/1975 (#10)
Had a seven-game winning streak	2011-12 (from 2/11/12 to 3/3/12)
Had a 10-game winning streak	2006-07 (10 straight from 2/9/07 to 3/6/07)
Had a 15-game winning streak	2002-03 (15 straight from 1/28/03 to 3/11/03)
Had a 20-game winning streak	1970-71 (28 straight from 12/2/71 to 3/18/71)
Scored 100 points in a game	1/16/2006 (Penn 105, Lafayette 73)
Scored fewer than 50 points in a game	1/29/2010 (at Yale 61, Penn 48)
Scored fewer than 40 points in a game	12/29/2007 (at Florida Gulf Coast 60, Penn 30)
Scored 50 points in a half	12/22/2010 (52 in second half at Delaware)
Scored fewer than 20 points in a half	3/6/2012 (17 in first half at Princeton)
Scored fewer than 10 points in a half	12/29/2007 (6 in first half at Florida Gulf Coast)
Defeated an opponent by 40 or more points	1/13/2006 (Penn 84, Cornell 44)
Won in overtime	2/18/2012 (at Penn 61, Columbia 59)
Lost in overtime	11/13/2011 (Temple 73, at Penn 67)
Played more than one overtime	2/5/2011 (Harvard 83, Penn 82 in 2OT)
Overtime in 2 consecutive games	11/14/2011 (L vs. Temple); 11/17 (W at Rider)
Overtime in 3 consecutive games	2/5/2011 (L vs. Harvard 2ot); 2/8 (L at Princeton); 2/11 (L at Cornell)





23 NCAA Tournament Appearances, 13-25 Record

1953	Location	Round	Opponent	Score	Penn Top Scorer	Top Rebounder
3/13	Chicago, Ill.	East 2nd Round	Notre Dame	57-69 L	Ernie Beck (25)	Not Available
3/14	Chicago, Ill.	East Consolation	DePaul	90-70 W	Ernie Beck (22)	Not Available
1970						
3/7	Princeton, N.J.	East 1st Round	Niagara	69-79 L	Steve Bilsky (22)	Corky Calhoun (13)
1971						
3/13	Morgantown, W.Va.	East 1st Round	Duquesne	70-65 W	Bob Morse (24)	Bob Morse (16)
3/18	Raleigh, N.C.	East 2nd Round	South Carolina	79-64 W	Bob Morse (28)	Jim Wolf (10)
3/20	Raleigh, N.C.	East Final	Villanova	47-90 L	Phil Hankinson (8)	Jim Wolf (8)
1972						
3/11	Jamaica, N.Y.	East 1st Round	Providence	76-60 W	Calhoun/Morse (19)	Bob Morse (9)
3/16	Morgantown, W.Va.	East 2nd Round	Villanova	78-67 W	Phil Hankinson (22)	Bob Morse (9)
3/18	Morgantown, W.Va.	East Final	North Carolina	59-73 L	Bob Morse (14)	Phil Hankinson (9)
1973						
3/10	Williamsburg, Va.	East 1st Round	St. John's	62-61 W	Ron Haigler (20)	Phil Hankinson (10)
3/15	Charlotte, N.C.	East 2nd Round	Providence	65-87 L	Phil Hankinson (19)	Ron Haigler (12)
3/17	Charlotte, N.C.	East Consolation	Syracuse	68-69 L	Ron Haigler (18)	Phil Hankinson (6)
1974						
3/9	Jamaica, N.Y.	East 1st Round	Providence	69-84 L	John Engles (27)	John Engles (10)
1975						
3/15	The Palestra	East 1st Round	Kansas State	62-69 L	Ron Haigler (17)	Henry Johnson (17)
1978						
3/12	The Palestra	Preliminary Round	St. Bonaventure	92-83 W	Keven McDonald (37)	Tony Price (12)
3/17	Providence, R.I.	East 1st Round	Duke	80-84 L	Tony Price (17)	Matt White (11)
1979						
3/9	Raleigh, N.C.	Preliminary Round	Iona	73-69 W	Tony Price (27)	Tony Price (12)
3/11	Raleigh, N.C.	East 1st Round	North Carolina	72-71 W	Tony Price (25)	Tony Price (9)
3/16	Greensboro, N.C.	East Semifinal	Syracuse	84-76 W	Tony Price (20)	Smith/White (8)
3/18	Greensboro, N.C.	East Final	St. John's	64-62 W	Tony Price (21)	Matt White (9)
3/24	Salt Lake City, Utah	National Semifinal	Michigan State	67-101 L	Tony Price (18)	Matt White (11)
3/26	Salt Lake City, Utah	National Consolation	DePaul	(ot) 93-96 L	Tony Price (31)	Tony Price (14)
1980						
3/6	West Lafayette, Ind.	Midwest 1st Round	Washington State	62-55 W	Michael Brown (14)	Paul Little (6)
3/8	West Lafayette, Ind.	Midwest 2nd Round	Duke	42-52 L	James Salters (9)	Vincent Ross (8)
1982						
3/12	Uniondale, N.Y.	East 1st Round	St. John's	56-66 L	Michael Brown (17)	Michael Brown (9)
1985						
3/15	Houston, Texas	Midwest 1st Round	Memphis State	55-67 L	Perry Bromwell (16)	Bruce Lefkowitz (8)
1987						
3/12	Charlotte, N.C.	East 1st Round	North Carolina	82-113 L	Bruce Lefkowitz (20)	Bruce Lefkowitz (8)
1993						
3/19	Syracuse, N.Y.	East 1st Round	Massachusetts	50-54 L	Barry Pierce (15)	Allen/Maloney (6)
1994						
3/17	Uniondale, N.Y.	East 1st Round	Nebraska	90-80 W	Barry Pierce (25)	Barry Pierce (8)
3/19	Uniondale, N.Y.	East 2nd Round	Florida	58-70 L	Jerome Allen (23)	Barry Pierce (9)
1995						
3/16	Baltimore, Md.	East 1st Round	Alabama	(ot) 85-91 L	Jerome Allen (30)	Shawn Trice (9)
1999						
3/11	Seattle, Wash.	West 1st Round	Florida	61-75 L	Jed Ryan (22)	Paul Romanczuk (7)
2000						
3/17	Winston-Salem, N.C.	East 1st Round	Illinois	58-68 L	Ugonna Onyekwe (17)	Ugonna Onyekwe (6)
2002						
3/15	Pittsburgh, Pa.	South 1st Round	California	75-82 L	Archibong/Onyekwe (16)	Koko Archibong (10)
2003						
3/21	Boston, Mass.	East 1st Round	Oklahoma State	63-77 L	Ugonna Onyekwe (30)	Ugonna Onyekwe (4)
2005						
3/17	Cleveland, Ohio	Chicago 1st Round	Boston College	65-85 L	Tim Begley (19)	Mark Zoller (9)
2006						
3/17	Dallas, Texas	Atlanta 1st Round	Texas	52-60 L	Ibrahim Jaaber (15)	Danley/Grandieri (4)
2007						
3/15	Lexington, Ky.	South 1st Round	Texas A&M	52-68 L	Mark Zoller (19)	Mark Zoller (7)



Penn Players in the NBA/ABA Drafts

Year - Player	Team (League)	Round (pick)
1947 - Francis Crossin	Philadelphia (NBA)	1
1952 - Don Scanlon	Philadelphia (NBA)	
1953 - Ernie Beck	Philadelphia (NBA)	1
1955 - Bart Leach	Boston (NBA)	
1966 - Jeff Neuman	Baltimore (NBA)	6
1971 - Dave Wohl	Carolina (ABA)	9
1971 - Steve Bilsky	Carolina (ABA)	19
1972 - Corky Calhoun	Phoenix (NBA)	1 (4)
<i>Calhoun was also drafted in the ABA first round, by the Kentucky Colonels</i>		
1972 - Bob Morse	Buffalo (NBA)	3
1972 - Alan Cotler	Chicago (NBA)	12
1973 - Craig Littlepage	San Antonio (NBA)	1 (supplemental)
1973 - Phil Hankinson	Boston (NBA)	2
<i>Hankinson was also drafted in the ABA fourth round, by the New York Nets</i>		
1975 - Bob Bigelow	Kansas City (ABA)	1
1975 - Ron Haigler	Chicago (NBA)	4
1975 - Ron Haigler	Memphis (ABA)	3
1976 - Ed Stefanski	Philadelphia (NBA)	10
1978 - Keven McDonald	Seattle (NBA)	2
1979 - Tony Price	Detroit (NBA)	2
1979 - Matt White	Portland (NBA)	5
1979 - Bobby Willis	Philadelphia (NBA)	7
1980 - "Booney" Salters	New York (NBA)	8
1987 - Perry Bromwell	New Jersey (NBA)	6
1995 - Jerome Allen	Minnesota (NBA)	2 (49)

Penn Players/Coaches

Who Were Head Coaches in the NBA

Chuck Daly (head coach 1972-77)

1982	Cleveland Cavaliers	9-32
1984-92	Detroit Pistons	467-271 (71-42 playoffs)
1992-94	New Jersey Nets	88-76 (3-6)
1998-99	Orlando Magic	74-58 (1-3)
Totals		638-437 (75-51)

Dick Harter (head coach 1967-71)

1989-90	Charlotte Bobcats	28-94
---------	-------------------	-------

Jack McCloskey (head coach 1957-66)

1973-74	Portland Trail Blazers	48-116
---------	------------------------	--------

Dave Wohl (player 1969-71)

1986-88	New Jersey Nets	65-114
---------	-----------------	--------

Penn's All-Time National Rankings

UPI (coaches) poll (final)

1969-70	- #13
1970-71	- #3
1971-72	- #3
1972-73	- #20

UPI poll is now the USA Today/ESPN poll

Associated Press (media)

Dec. 21, 1954	- #16	1972-73 Preseason	- #9
Dec. 28, 1954	- #17	Dec. 5, 1972	- #9
Jan. 4, 1955	- #19	Dec. 12, 1972	- #9
		Dec. 19, 1972	- #11
		Dec. 26, 1972	- #8
Dec. 23, 1969	- #17	Jan. 2, 1973	- #17
Dec. 30, 1969	- #14	March 13, 1973	- #18
Jan. 6, 1970	- #18		
Jan. 13, 1970	- #15	1973-74 Preseason	- #16
Jan. 20, 1970	- #14	Dec. 4, 1973	- #16
Jan. 27, 1970	- #14	Dec. 11, 1973	- #11
Feb. 3, 1970	- #10		
Feb. 10, 1970	- #8	1974-75 Preseason	- #20
Feb. 17, 1970	- #7	Dec. 3, 1974	- #14
Feb. 24, 1970	- #7	Dec. 10, 1974	- #12
March 3, 1970	- #7	Dec. 17, 1974	- #9
March 10, 1970	- #13	Dec. 24, 1974	- #9
		Dec. 31, 1974	- #12
1970-71 Preseason	- #11	Feb. 4, 1975	- #20
Dec. 8, 1970	- #8	Feb. 11, 1975	- #14
Dec. 15, 1970	- #6	Feb. 18, 1975	- #12
Dec. 22, 1970	- #5	Feb. 25, 1975	- #10
Dec. 29, 1970	- #6	March 4, 1975	- #10
Jan. 5, 1971	- #5	March 11, 1975	- #11
Jan. 12, 1971	- #4	March 18, 1975	- #15
Jan. 19, 1971	- #4	March 25, 1975	- #17
Jan. 26, 1971	- #4		
Feb. 2, 1971	- #4	March 13, 1978	- #20
Feb. 9, 1971	- #4		
Feb. 16, 1971	- #4	March 13, 1979	- #14
Feb. 23, 1971	- #4		
March 2, 1971	- #5	Feb. 28, 1994	- #25
March 9, 1971	- #4	March 7, 1994	- #24
March 16, 1971	- #3		
1971-72 Preseason	- #15	Jan. 2, 1995	- #25
Dec. 7, 1971	- #10	Jan. 9, 1995	- #21
Dec. 14, 1971	- #5	Jan. 16, 1995	- #25
Dec. 21, 1971	- #13		
Dec. 28, 1971	- #14		
Jan. 4, 1972	- #6		
Jan. 11, 1972	- #6		
Jan. 18, 1972	- #10		
Jan. 25, 1972	- #9		
Feb. 1, 1972	- #6		
Feb. 8, 1972	- #5		
Feb. 15, 1972	- #5		
Feb. 22, 1972	- #4		
Feb. 29, 1972	- #4		
March 7, 1972	- #2		
March 14, 1972	- #3		



ALL-TIME LETTERWINNERS

This letterwinner list was compiled in July 2002 to include managers that earned varsity letters. If there is information missing from this list, please contact the Athletic Communications Office at 215-898-1748.

A • A • A

- Aberman, Hugh M. 1959, 60
- Abt, H.L. 1918
- Adams, Terrance P. (mgr) 2001, 02, 03, 04
- Alexander, Kali M. (mgr) 2004, 05, 06
- Allen, Irwin (mgr) 1955
- Allen, Jerome B. 1992, 93, 94, 95
- Amira, Sidney I. 1961, 62, 63
- Anderson, Edward T. 1964
- Andrews, Joseph 1962, 63, 64
- Andrews, Peter 1967, 68
- Antoni, Erwin J. 1943, 47
- Archibong, Aniekam O. 2000, 01, 02
- Arnoli, Anthony A. 1982, 83, 84, 85
- Auchter, Robert J. 1964, 65, 66

B • B • B

- Bagatta, Peter L. (mgr) 1979
- Bagnell, Francis J. 1949, 50, 51
- Bailey III, Harold 2000
- Bailey, Jack (manager) 1901
- Baratta, Andrew P. 1993, 94
- Barlow, Thomas 1930
- Barrett, Frank 1936
- Barstow, William M. (mgr) 1941
- Barszcz, Thaddeus A. 1942
- Bartholomew, Richard (mgr) 1963
- Batory, Stephen A. 1971, 72, 73
- Baumler Jr., Robert G. 1946, 48
- Bayne, Louis 1955, 56, 57
- Beck, Ernest. 1951, 52, 53
- Beecroft, John R. 1973, 74, 75
- Begley, Timothy M. 2002, 03, 04, 05
- Belcore, Robert W. 2009, 10, 11, 12
- Bennett, Michael S. 1901, 02, 03, 04
- Bentivegna, Peter J. 1987, 88
- Bergwell, Bruce A. 1978
- Bernardini, Tyler S. 2008, 09, 11, 12
- Bernstein, Arnold R. 1941, 42
- Bernstein, Neil M. 1985, 86
- Berzanski, Jerry 1992
- Bevilacqua, John P. (mgr) 1975, 76, 77
- Biborosch, Richard F. 1961, 63
- Bigelow, Robert S. 1973, 74, 75
- Billingslea, Ronald E. 1970, 71, 72
- Billings, Michael A. (mgr) 2000, 01
- Billmyer, James C. (mgr) 2007, 08, 09
- Bilsky, Steven J. 1969, 70, 71
- Blaestz, David 1951
- Blakeman, Ralph S. 1909, 10
- Block, Harvey T. 1923, 24, 25
- Bloom, Guy H. 1912, 13, 14
- Bloom, Matthew J. (mgr) 2001, 02, 03, 04
- Blount, Jeffrey E. 1991
- Bodley, J.W. 1912
- Bolt, William 1952
- Bolton, Brian (mgr) 1993, 94, 95
- Bonniwell, John G. 1928, 29
- Borrillo, Christopher M. 1983, 84, 85, 86
- Bowman, Ira T. 1995, 96

- Bowman, Joseph. 1957, 58, 59
- Braddock, Harry 1909
- Bradford, James F. 1935, 36
- Brady, William J. 1943
- Brecht, Tom S. 1980
- Brickley, H. Payson. 1937, 38, 39
- Brodbeck, Albert 1929, 30
- Brokaw, W.B. 1908
- Bromwell, Perry D. 1985, 86, 87
- Brooks, Henry 2012
- Brooks, Robert 1950, 51, 52
- Brown, C. Richard 1932, 33, 34
- Brown, Frank E. 1996, 98, 99, 2000
- Brown, James C. 1977, 78
- Brown, Michael A. 1980, 81, 82, 83
- Brown, Richard R. (mgr) 1946
- Brown, Stanley (mgr) 1953
- Browning, Powell (mgr) 1911
- Browsh, Jared (mgr) 2006
- Buckley, Andrew 1962
- Bullitt, O.H. 1914, 15
- Burgess, Frank J. 1966, 67
- Burke, Kevin M. (mgr) 2007

C • C • C

- Calhoun, David L. 1970, 71, 72
- Canzano, John W. 1959, 60, 61
- Caputo, Anthony 1939, 40, 41
- Carazo, Ramon J. 1962, 63, 64
- Carlson, Robert H. 1945, 47, 48, 49
- Carmack, James E. 1923, 24, 25
- Cartwright, Miles 2011, 12
- Casey, Donald T. 1945, 46, 47, 48
- Cathright, Howard 1956, 57
- Celian, Charles I. (mgr) 1948
- Chambers, Calvin B. 1981
- Chambers, Paul M. 1989, 90, 91, 92
- Chapman, Montgomery W. 1926, 27, 28
- Christ, Richard U. 1931
- Chubb, Adam E. 2001, 02, 03, 04
- Clarke, J.M. 1917
- Clausen, Joseph R. 1944
- Coates, B. Andrew M. 2000, 02, 03
- Cody, Brendan M. 1998, 99
- Cofield, Remington A. 2008
- Cohan, Richard C. 1985
- Cohen, Aron M. 2006, 07, 08
- Cohen, Kenneth I. 1968, 69, 70
- Colberg, John Nelson 1943, 46, 47
- Colley, Roger 1960
- Collins, Leonard J. 1949
- Collins, Thomas 1956
- Condon, Thomas M. 1979
- Connell, Eugene J. 1926, 27, 28
- Connell, James 1938
- Connelly, J.M. 1917
- Cook, Joseph J. 1959, 60
- Copp, Charles D. 2001, 02, 03, 04
- Cotler, Alan K. 1970, 71, 72
- Cowan, Walter J. (mgr) 1938
- Cozen, Stephen 1960
- Crane, L.F. 1913, 14
- Crocker, Camryn C. 2012
- Crossin, Francis P. 1943, 44, 47
- Crowley, Thomas N. 1976, 77, 78
- Csencsitz, Richard 1956, 57, 58

- Curley, John M. 1954
- Curran, Vincent deP. 1989, 91, 92

D • D • D

- Dallmar, Howard 1945
- Danley, Stephen D. 2004, 05, 06, 07
- Darragh, L. 1901, 03
- Davidson 1901
- Davenport, Paul P. 1925, 26, 27
- Davis, J. Thomas 1950, 51
- Davis, Lawrence R. 1918, 19
- Davis Jr., Lawrence R. 1942, 43
- Davis, Steven J. 1962
- Day, William L. (mgr) 1930
- Deitrick Jr., George A. 1940
- DeLucia, Alexander 1956, 57, 58
- Demir, Peter 1954
- Dempsey, Harry J. 1941, 42
- Dessen, Benjamin B. 1922, 24, 25
- Dineen, Sean P. 1988, 90, 91
- Diven Jr., Charles W. 1938, 39
- Doherty, James A. 1962, 63
- Dougherty, Francis 2011, 12
- Dougherty, Richard J. 1950, 51
- Dougherty, Robert E. 1936, 37, 38
- Dresner, Michelle P. (mgr) 1996, 97, 98, 99
- Drummond, D.W. 1924
- Duckwall, Vernon E. (mgr) 1929
- Duncombe, Hassan P. 1988, 89, 90
- Dzik, Michael J. 1996, 97, 98

E • E • E

- Ebede, Friedrich H. 2004, 05, 06
- Eble Jr., F. 1916, 17
- Eckman, Philip R. 1977, 78
- Edmiston, Robert M. (mgr) 1940
- Edmonds, John O. (mgr) 1936
- Egee, Kevin A. 2006, 07, 08, 09
- Eggleston, John T. 2008, 09, 10, 11
- Ehlers, C.H. 1905, 06, 07
- Elzey, Christopher C. 1984, 85, 86, 87
- Emery, C.E. 1917
- Engblom, Holger A. 1935, 36
- Engles, John E. 1974, 75, 76
- Englesbe, William P. 1962
- Enoch, Edward W. 1974, 75, 76
- Esprit, Simeon. 2012
- Evans, G.H. 1915
- Evans, H.C. 1901, 02, 03
- Ewing Jr., Marshall (mgr) 1906

F • F • F

- Fales, S.W. 1904, 05
- Fey, Victoria (mgr) 1993, 94, 95, 96
- Fields, Bruce L. 1972, 73
- Fields, Clarence L. 1926
- Fikes, Kenneth L. 1987
- Fikiel, Jan 2002, 03, 04, 05
- Filipello, Salvatore (mgr) 2007, 08, 09
- Finger, William R. 1972, 73, 74
- Fitzgerald, Charles B. 1964, 65, 66
- Fitzpatrick, Brian E. 2010
- Fitzpatrick, J.A. 1907, 08
- Fitzpatrick, Paul J. 1950, 51
- Fletcher, Joseph (mgr) 1957
- Flick, Theodore S. 1979, 80





Flint, George M. 1905, 06, 07
 Flicher, Scott (mgr) 1993, 94
 Follman, John 1958, 59
 Forsyth, William A. 1944
 Foster, W.C. (mgr) 1907
 Fox, George S. (mgr) 1934
 Frank, Bruce 1973, 74, 75
 Franklin, Adam C. 2006, 07
 Franklin, Howard H. (mgr) 1949
 Frazier, Walter 1986, 87, 88, 89
 Freed, F. 1913, 14
 Freeman, Robert L. 1933, 34, 35
 Friedman, Kenneth L. (mgr) 1977
 Friedman, Michael L. (mgr) 1996, 97
 Fugler, Bartley A. 1945

G • G • G

Gaines, Harrison B. 2008, 09
 Gamba, John 1960
 Gardner, R.R. (mgr) 1919
 Garon, Marcel C. (mgr) 2012
 Gill, Joseph F. 2005, 06, 07
 Gilliams Jr., Tyrone 1988, 89, 90
 Gillinder, F. 1902
 Gilmartin, Maurice A. (mgr) 1926
 Gleasner, Donald G. 1944
 Goldblatt, Emanuel M. 1925, 26, 27
 Goldblatt, Label 1922, 23, 24
 Goldstein, Jeffrey A. 1998
 Gordon, Zachary B. 2010, 11
 Graf, Kenneth W. 1989, 90, 91, 92
 Graham, James D. 1961, 63
 Graham, Nat C. 1994, 95
 Gramigna, Edward 1953, 54
 Grandieri, Brian M. 2006, 07, 08
 Graney, Colleen H. (mgr) 1991, 92
 Graves, William B. 1920, 21, 22
 Gray, Warren 1952
 Graybill, G.M. 1905, 06
 Greene, Frederick, J. 1963, 64, 65
 Greene, Stanley H. 1976, 77, 78
 Greenleaf, Stewart 1960, 61
 Griffith, Allan (mgr) 1986
 Griffith, W.C. (mgr) 1914
 Gunter, Cameron 2011, 12
 Gunther, Christopher J. (mgr) 2007, 08, 10
 Gustafson, Harlan 1939
 Guthrie, William 1993, 94

H • H • H

Hahn, Ross B. 1940, 41
 Haigler, Ronald 1973, 74, 75
 Hait, William N. 1969
 Hale, Howard L. 1930, 31
 Hall, Kenneth A. 1979, 80, 81
 Haney, James A. 1969, 70, 71
 Hanger, Roger A. 1935, 36, 37
 Hankinson, Phillip 1971, 72, 73
 Hans, Kenneth J. 1992, 93
 Hansen, Keith A. 1971, 72, 73
 Hardwick, G.H. 1914, 15, 16
 Harman, Phillips 1945, 48, 49, 50
 Harrar, Buchana (mgr) 1918
 Harter, Richard 1951, 52, 53
 Hartnett, Joseph F. 1928, 29
 Hashagen, Kenneth A. 1933, 34, 35

Hauze, James A. 1935, 36, 37
 Hayes, F.H. 1903, 04
 Heil, Eric 2004, 05
 Heindel, Greer C. 1947, 48, 49, 50
 Hellings, John D. 1964, 65, 66
 Helm, William C. 1989, 90
 Hennessey, Edward M. (mgr) 1928
 Heylman, Richard 1953, 54
 Hindersman, Charles H. 1946
 Hoagland, Karl 1953, 54, 55
 Holt, Thomas 1951, 53
 Hook Jr., William C. 1940
 Horton, Warren 1951
 Hough, W.G.H. 1909
 Howlett, Michael C. 2009, 10, 11, 12
 Huebner, John M. (mgr) 1931
 Hunt, Jeffrey H. 1978
 Huntzinger, Walter H. 1920, 21, 22

I • I • I

Ivory, Chester 1916, 17

J • J • J

Jaaber, Ibrahim I. 2004, 05, 06, 07
 Jablonski, John M. 1972, 73, 74
 Jablonski, Mark A. 1976, 77
 Jackson, David M. 1979
 Jaffurs, Alex 1951, 52
 James, George 1922
 Jannetta, Anthony (mgr) 1956
 Jefford, J.A. 1916, 17
 Jefferies, Hugh 1949, 50, 51
 Johansen, Archie F. 1927
 Johnson, Henry C. 1974, 77
 Johnson Jr., Lindley 1908
 Jok, Dau 2011, 12
 Jones, Myron W. 1974, 75, 76
 Jones, Vernon 1916
 Jordan, Michael H. 1997, 98, 99, 2000
 Jourdet, Lon W. 1911, 12, 13
 Judd, L.D. (mgr) 1920

K • K • K

Kach, Michael 2007, 08
 Kapetanovich, Ognjen 2000
 Kapetanovich, Vigor 1995
 Kase, D.B. 1903, 04
 Kaufman, Manuel 1932
 Kauffman, Ira (mgr) 1989
 Kayer, John J. 1931, 32
 Kearns, Robert C. 1959
 Kegler, Scott W. 1992, 93, 94, 95
 Keinath, Charles 1906, 07, 08, 09
 Kellem, Jeffrey L. (mgr) 1989, 90, 91, 92
 Kellett, Donald S. 1932, 33, 34
 Kelly, Robert 1960
 Kelly, Robert G. 1932
 Kelso, Paul 1957
 Kennedy, A.D. 1909, 10
 Keogh, J.J. 1911, 12
 Kiefaber, Arthur 1906, 07, 08, 09
 King, Duane E. 2000, 02, 03
 Kingsley, Mark S. (mgr) 1987, 88
 Klatsky, David W. 2000, 01, 02, 03
 Klemper, Lester 1932, 33
 Kneass, William 1923, 24, 25

Koehler, William 1943, 46
 Koller, John J. 1969, 70, 71
 Kotik, John 1955
 Kozloff, Henry H. 1933, 34, 35
 Kozloff, James B. 1968
 Kozloff, William 1938
 Krantz, Robert A. 1927
 Kreitz, Garrett M. 1995, 96, 97, 98
 Krug, Timothy F. 1993, 94, 95, 96
 Kuchinski, Gregory 2006
 Kuhl, Edward J. 1977, 78, 79
 Kukoc, Marin 2012
 Kunkle, H.W. 1904, 05
 Kuntz, H.J. 1920
 Kwait, David 1960, 61

L • L • L

Lafferty, Gerald 1955
 Langel, Matt J. 1997, 98, 99, 2000
 Lansill, J.S. (mgr) 1916
 Lardner, David J. 1980, 81, 82, 83
 Laster, Cedric A. 1993, 94, 95, 96
 Laver, Lance E. (mgr) 1966
 Lavin, J.A. 1917
 Lavin, John B. 1953, 54, 55
 Lawrence, George J. 1903, 04, 05, 07
 Lawson, Walter 1961
 Lazar, William 1928, 29
 Lazorick, Paul (mgr) 1960
 Leach, Barton B. 1953, 54, 55
 Lee, J.J. (mgr) 1909
 Leeson, Kenneth W. 1968, 69
 Lefkowitz, Bruce A. 1984, 85, 86, 87
 Leifsen, Thomas E. 1979, 80
 Lenz, George H. 1941
 Leopold, W.F. 1923, 24
 Levick, Steven B. (mgr) 2010, 11, 12
 Levinson, Sidney S. 1940, 41, 42
 Levy, Peter (mgr) 1980, 81, 82
 Lewis, Cameron O. 2006, 07, 08, 09
 Lewis, Larry W. 1973, 74, 75
 Lindsay, F. Roger 1924, 25, 26, 27
 Lipinski, Daniel 1967, 68
 Little, Paul C. 1980, 81, 82, 83
 Littlepage, Craig K. 1971, 72, 73
 Lobley, Edward 1928, 29, 30
 Lohmeyer, William 1967
 Lonetto, Mark J. 1975, 76, 77
 Long Jr., Edward E. 1947
 Lorms, Ellsworth S. 1927
 Lucas-Perry, Patrick M. 2012
 Ludwig, J. Ellwood 1932, 33, 34
 Lukaswitz, William J. 1926, 27, 28
 Lyon, Herbert E. 1946, 48, 49, 50
 Lyons, Nathan 1953
 Lyren, James A.E. 1994, 95, 97



ALL-TIME LETTERWINNERS

M • M • M

MacDonald, John J. 1932, 33, 34
 Mackel, Conrad W. 1947
 Magner, Thomas J. 1927, 29, 30
 Mahoney, David J. 1943
 Majette, Nameir M. 2005
 Mallison III, W.T. 1966, 67
 Maloney, Matthew P. 1993, 94, 95
 Maloney, Rick S. 1982, 83, 84, 85
 Mangan, John 1957
 March, Henry 1917
 Markowitz, Susan A. (mgr) 1996
 Marks, W.D. 1909, 10, 11
 Marshall, Raymond L. 1988, 89, 90, 91
 Martin, J. Lou 1916, 17, 18
 Martin, Richard A. 1941
 Mascioli, Scott J. 1982, 83, 84, 85
 Masters, Lawrence E. 1952, 53
 Matthews, Harvey 1926, 28
 Mauskopf, Justin (mgr) 1993
 May, George M. 1981, 82, 83, 84
 Mazo, Edwin J. 1931, 32
 Mboya, George 1997, 98
 McAllister, William 1991
 McCaffery, Francis J. 1980, 81, 82
 McCall, C.C. (mgr) 1917
 McCloskey, John W. 1944
 McCrudden, A.J. 1906, 07, 08, 09
 McCrudden, Michael J. 1902, 03, 04
 McDonald, Keven R. 1976, 77, 78
 McMahan, Paul G.A. 1989, 90, 91
 McMahan, Thomas V. 2006, 07
 McNeil, Kenneth K. 1976
 McNichol, Daniel J. 1919, 20, 21
 McNichol, Edward J. 1915, 16, 17
 McNichol, Harry A. 1908, 09, 10
 McNichol, J.P. 1922
 McNichol, Thomas T. 1939
 McNiff, Maurice 1930
 Mears, Thomas G. 1944
 Melcher, Michael C. 1997, 98
 Menzel, Roy A. 1936, 37, 38
 Mercer, David 1943
 Mershon, Donald 1957
 Milholland, Kent E. 1987
 Miller, George (mgr) 1974
 Miller, J.K. 1921, 22, 23
 Milobsky, Michael J. 1991, 92
 Mirkil, W.I. (mgr) 1913
 Mischo, Anton 1937, 38, 39
 Miskey 1901
 Missimer, Michael W. 1975, 76, 77
 Mitchell, C.T. 1918
 Mlkvy, Robert D. 1959, 60, 61
 Moeling, John (mgr) 1924
 Monckton, Daniel W. 2009, 10
 Moore, Bruce E. 1963, 64, 65
 Moore, Edgar A. (mgr) 1935
 Moore, Eric C. 1992, 93, 94, 95
 Morgan, James S. (mgr) 1939
 Morgan, Ralph (mgr) 1905
 Morris, Jennifer (mgr) 1996, 97
 Morris, William W. 1924, 25
 Morrison, Charles 1951
 Morse, Robert D. 1970, 71, 72
 Moxley, Donald F. 1993, 94, 95, 96
 Mugler, Everett L. 1923

Mullan, Sean V. 2010
 Mulroy, Francis M. 1954, 55, 56
 Murphy, B.J. 1918
 Murphy, B.R. 1911
 Murphy, James J. 1968, 69, 70
 Murray, Francis T. 1935, 36, 37
 Musser, John C. 1950

N • N • N

Neill, John S. 1936
 Nensel, Gerald 1956, 57
 Neuman, Jeffrey 1964, 65, 66
 Noble, Donald O. 1928, 29
 Noon, George J. 1980, 81, 82, 83
 Northrup, Thomas A. 1966, 67, 68
 Novak, Stanley 1944, 47, 48
 Novick, Brett M. (mgr) 2009, 10, 11

O • O • O

O'Brien, John W.V. 1948
 O'Brien, Kevin T. 1977, 78, 79
 O'Donnell, Francis A. 1933, 34, 35
 Ogene, Nadia I. (mgr) 2012
 Okorodudu, Abraham M. 1984, 85, 87
 Oleson, Scott S. 1980
 Oliphant, Willie 1981, 82, 83, 84
 Onyekwe, Ugonna N. 2000, 01, 02, 03
 Osmundson, Eric 2004, 05, 06
 Osowski, Jeffrey 1967, 68, 69
 Otto, Bertram B. 1928
 Owens, Geoffrey R. 1997, 99, 2000, 01

P • P • P

Pancoast, Norman L. (mgr) 1925
 Pawlak, Stanley V. 1964, 65, 66
 Pearce, Bruce W. 1938, 39, 40
 Pearce, Matthew C. 1911, 12
 Pearsall, Stephen 1967, 68
 Peck, Hubert R. 1918, 19, 20
 Pennypacker, John S. 1933, 34, 35
 Peterson, James N. 1929, 30, 31
 Pettibone, John S. 1989
 Pettinella, Ryan 2004, 05
 Pierce, Barry J. 1991, 92, 93, 94
 Pitts, Tyrone F. 1985, 86, 87, 88
 Plummer, Lamar S. 1998, 99, 2001
 Pogach, Andrew A. (mgr) 1998, 99, 2000, 01
 Pohl, Krista L. (mgr) 1998
 Pownall, Lee 1910
 Price, Anthony 1977, 78, 79
 Price, Harry B. (mgr) 1910
 Price, Martin 1944, 45, 46
 Prudente, Ernest 1951
 Purdy, Daniel C. 1991
 Purdy, Robert L. 1961, 62, 63

R • R • R

Racine, Karl A. 1982, 83, 84, 85
 Ramage, W.J. 1924
 Ramonat, Harold E. 1918, 19
 Ratowsky, Leon 1932
 Rawlings, Avery B. 1980, 81, 82, 83
 Rawlings, Theodore T. (mgr) 2009, 10, 11
 Reeder, D.K. 1911, 12, 13
 Regan, Ronald 1960

Reilly, Frank E. (mgr) 1932
 Reilly, Justin M. 2007, 08, 09, 10
 Reisner, Leon 1913
 Rennard, Steven J. 2011, 12
 Retchin, Sheldon W. 1939
 Reynolds, Angelo 1979, 80, 81
 Riblett, Paul G. 1930, 31, 32
 Richman, Jason A. (mgr) 2001, 02, 03, 04
 Riebel, Jeffrey A. 1986, 88
 Riesenbach, Jeff (mgr) 1983, 84
 Roach, Emmett 1931
 Robbins, Carl G. 1968, 69, 70
 Robinson, R.M. 1916
 Roeder Jr., George A. (mgr) 1942
 Romanczuk, Paul D. 1996, 97, 98, 99
 Rosen, Zachary S. 2009, 10, 11, 12
 Rosenast, Emil O. 1920, 21, 22
 Ross, Howard D. 1973
 Ross, Vincent A. 1979, 80, 81
 Rossiter III, John S. 1939
 Rothman, Samuel (mgr) 1961
 Rubincam Jr., Paul R. 1959
 Ryan, Edward F. (mgr) 1943
 Ryan, Jed 1996, 97, 98, 99
 Ryan, Robert M. (mgr) 1954

S • S • S

Salters, James 1978, 79, 80
 Sander, Harold 1930, 31
 Sanger, Joshua H. 1998, 99, 2000, 01
 Saranchock, Andrew K. 1964
 Sausman, Charles (mgr) 1965
 Sausser, Emerson R. 1901, 02
 Saxe, Michael 1910
 Saxenmeyer, John 1958
 Scanlon, Donald P. 1950, 51, 52
 Schaaf, Joseph G. 1927, 28, 29
 Schewe, Scott W. 1989, 90, 91
 Schiffner, Jeffrey R. 2001, 02, 03, 04
 Schmidt, George H. 1957, 58, 59
 Schoenfield, Howard A. (mgr) 1969, 70
 Schreiber, Andreas M. 2007, 08, 11
 Schreiber, Bernard 1939, 40, 41
 Schwait, Allen L. 1957, 58, 59
 Schwartz, Jonathan D. 1981
 Scull, Paul T. 1929
 Seeders, Gerald F. 1938, 39, 40
 Seelbach, Charles F. 1913, 14, 15
 Severin, James A. 1983
 Shannon, Robert O. 1969
 Sharenow, Alvin 1948, 49, 50
 Shaw Jr., Albert S. (mgr) 1950
 Shaw, Cyrus B. (mgr) 2002
 Shea III, Thomas E. (mgr) 1968
 Sherr, Louis 1925, 26
 Shovlin, Patrick J. 1943, 44, 47
 Smith, Darren F. 2007, 10, 11
 Simon, Jerry R. 1987, 88, 89, 90
 Smith, R.B. 1902, 03
 Smith, Thomas F. 1954, 56
 Smith, Timothy B. 1977, 78, 79
 Snell, Charles 1967, 68
 Soleliac, Henry A. 1940, 41, 42
 Solomito, Daniel J. 1999, 2000, 01, 02
 Solomon, Alan (mgr) 1971, 72
 Somberg, Ray 1958



Sommer, Frank 1908, 10
 Sonnenberg, Jack J. 1972
 Speer, W.H. 1908, 09, 10
 Spencer, Arthur (mgr) 1958
 Spiegel, Edward P. (mgr) 1970, 71
 Spiva, Benjamin H. 1988
 Sprague, N.E. 1905
 Stanley, Raymond A. 1936, 37, 38
 Stannard, A.M. 1918, 19
 Stefanski, Edward A. 1974, 75, 76
 Stovall, Jonathan A. 1986
 Strickland, Gilbert (mgr) 1921
 Striegel, J. 1906
 Stuhlmann, Claire E. (mgr) 2011
 Sturgis, Joseph B. 1954, 55, 56
 Sturm, Geoffrey C. 1962, 63
 Sullivan, George 1921, 22, 23
 Sullivan, Michael 1998, 99
 Surnamer, Martin (mgr) 1947
 Sweeney, G.E. 1918, 19, 20
 Sykes, Talmage (mgr) 2006

T • T • T

Tanitsky, Aaron 1944
 Tanseer, Leonard J. 1930, 31, 32
 Tanseer, William J. 1934, 35
 Tavaraz, Jose L. 1987, 88, 89
 Thompson, Andrew F. 1926
 Tillman, Emmanuel F. (mgr) 1985
 Tobey, F.W. 1911
 Todd, Daryl F. (mgr) 1964
 Toia, Louis J. 1947, 48
 Toliver, Walter T. (mgr) 1989, 90, 91
 Toole, Andrew S. 2002, 03
 Topchick, Robert 1949, 50
 Toth, Paul P. 1950
 Townsend, John C. 1942
 Trice, LaShawn R. 1992, 93, 94, 95
 Tritton, David W. 1970

Tross, Jonathan F. 1999, 2000, 02
 Tunstall, Joseph L. 1946
 Turley, Conor R. 2008, 09, 10, 11
 Turner, W.J. 1911, 12

U • U • U

Uhlhorn, Decker 1967, 68, 69
 Ullrich, Frederick 1930
 Upton, Thomas H. 1946
 Ushka, Albert 1929, 30, 31
 Usoro, Inemesit C. (mgr) 2012

V • V • V

Vantine, Peter M. 1964, 65
 Varga, Zoltan P. 1972, 73, 74
 Viguers III, Charles L. 1941, 42, 43
 Vitetta, Francis 1953, 54
 Voegelin, Alvard 1921, 22, 23
 Vogelsang, Karl R. 1962, 64
 Votel, Brennan P. 2006, 07, 08, 09

W • W • W

Wade, Steve L. 1990
 Wales, O.H. 1915
 Walker, E. Donald (mgr) 1937
 Walker, E.R. 1905
 Walker, H.B. 1918, 19
 Walker, Raymond P. 1926
 Wallace Jr., R.H. 1913, 14, 15
 Walter, William H. 1970, 71, 72
 Walters, Ralph (mgr) 1969, 70
 Walters, Vincent W. 1932, 33
 Walton, L.B. 1910, 11, 12
 Warden, Joseph B. 1992, 93
 Warren, Kevin F. 1982
 Washington, Malcolm 2010
 Watson, E.C. 1901, 02
 Watson, John (mgr) 1933
 Watts, Dane S. 1988, 89, 90

Wayne, Max T. (mgr) 2008, 09, 10, 11
 Wean, Larry 1974
 Weber, Robert (mgr) 1959
 Weber, Roger (mgr) 1971
 Welsh Jr., John M. 1942, 43
 West, James B. 1945, 46
 Wettlaufer Jr., Harry L. 1947, 48, 49, 50
 White, James N. (mgr) 1951
 White, Matthew P. 1977, 78, 79
 Whitehurst, Aaron David 2005, 06
 Wideman, John E. 1961, 62, 63
 Widmer, Keith T. 1984, 85
 Wiesmiller Jr., Walter H. 1943
 Williams, C.E. 1914
 Williams, H.J. 1917
 Williams, Simon D. (mgr) 2011
 Williamson, W.J. 1915, 16, 17
 Willis, Bobby J. 1977, 78, 79
 Wilkinson 1901
 Wilson, Teri L. (mgr) 2012
 Wise, Andrew W. 1990, 91
 Wilson, John R. 1984, 85, 86, 87
 Wohl, David B. 1969, 70, 71
 Wolf, James F. 1969, 70, 71
 Wolf, James J. 1982, 83, 84
 Wood, Frederic (mgr) 1967
 Wright, Bruce R. 1942
 Wynn, Bradley S. 1981, 83, 84

Y • Y • Y

Yates, J.F. 1920

Z • Z • Z

Zabicki Jr., Anthony F. (mgr) 1978
 Zajac, Robert 1960, 61, 62
 Zaninovich, George A. 1995
 Zimmerman, Rowland H. 1922
 Zoller, Mark A. 2004, 05, 06, 07
 Zuker, Milton 1920, 21



PENN'S CLASS OF 2012 (from left): Rob Belcore, Zack Rosen, Tyler Bernardini, Mike Howlett and their families.



PENN PLAYERS BY UNIFORM NUMBER

The following lists the uniform numbers of Penn's players during the Ivy League era (since 1955-56). In the 1955-56 and 1956-57 seasons, Penn players wore Nos. 1-19; starting in 1957-58, per NCAA rules, Penn players wore only numbers 0-5, 10-15, 20-25, 30-35, 40-45, and 50-55.

#00/0

- 1987-88 - Vince Curran (00)
- 1988-89 - Vince Curran (00)
- 1989-90 - Vince Curran (00)
- 1990-91 - Vince Curran (00)
- 1991-92 - Vince Curran (00)
- 2010-11 - Miles Cartwright (0)
- 2011-12 - Miles Cartwright (0)
- 2012-13 - Miles Cartwright (0)

#1

- 1999-00 - Ugonna Onyekwe
- 2000-01 - Ugonna Onyekwe
- 2001-02 - Ugonna Onyekwe
- 2002-03 - Ugonna Onyekwe
- 2004-05 - Brian Grandieri
- 2005-06 - Brian Grandieri
- 2008-09 - Zack Rosen
- 2009-10 - Zack Rosen
- 2010-11 - Zack Rosen
- 2011-12 - Zack Rosen
- 2012-13 - Tony Hicks

#2

- 1995-96 - Mike Dzik
- 1999-00 - Koko Archibong
- 2000-01 - Koko Archibong
- 2001-02 - Koko Archibong
- 2002-03 - Koko Archibong
- 2003-04 - Ibrahim Jaaber
- 2004-05 - Ibrahim Jaaber
- 2005-06 - Ibrahim Jaaber
- 2006-07 - Ibrahim Jaaber
- 2008-09 - Dan Monckton
- 2009-10 - Dan Monckton
- 2010-11 - Dan Monckton
- 2011-12 - Simeon Esprit
- 2012-13 - Simeon Esprit

#3

- 1955-56 - Joe Sturgis
- 1956-57 - Gordon Achilles
- 1959-60 - Bob Kelly
- 1960-61 - Bob Kelly
- 1961-62 - Ray Carazo
- 1962-63 - Ray Carazo
- 1963-64 - Ray Carazo
- 1964-65 - Dave Felser
- 1965-66 - Tom Northrup
- 1966-67 - Tom Northrup
- 1967-68 - Tom Northrup
- 1968-69 - Dave Wohl
- 1969-70 - Dave Wohl
- 1970-71 - Dave Wohl
- 1971-72 - Bill Finger
- 1972-73 - Bill Finger

- 1973-74 - Bill Finger
- 1975-76 - Mark Jablonski
- 1976-77 - Mark Jablonski
- 1978-79 - Booney Salters
- 1979-80 - Booney Salters
- 1980-81 - George May
- 1981-82 - George May
- 1982-83 - George May
- 1983-84 - George May
- 1985-86 - Jeff Riebel
- 1986-87 - Kevin McGuire
- 1987-88 - Jeff Riebel
- 1988-89 - Ken Graf
- 1989-90 - Ken Graf
- 1990-91 - Ken Graf
- 1991-92 - Ken Graf
- 1993-94 - Jamie Lyren
- 1994-95 - Jamie Lyren
- 1995-96 - Jamie Lyren
- 1996-97 - Jamie Lyren
- 1999-00 - David Klatsky
- 2000-01 - David Klatsky
- 2001-02 - David Klatsky
- 2002-03 - David Klatsky
- 2003-04 - Steve Danley
- 2004-05 - Steve Danley
- 2005-06 - Steve Danley
- 2006-07 - Steve Danley
- 2007-08 - Tyler Bernardini
- 2008-09 - Tyler Bernardini
- 2011-12 - Henry Brooks
- 2012-13 - Henry Brooks

#4

- 1955-56 - Thomas Collins
- 1956-57 - Howard Gathright
- 1957-58 - Dick Censits
- 1959-60 - Stewart Greenleaf
- 1960-61 - Stewart Greenleaf
- 1961-62 - Karl Vogelsang
- 1964-65 - Frank Burgess
- 1965-66 - Frank Burgess
- 1966-67 - Frank Burgess
- 1968-69 - John Koller
- 1969-70 - John Koller
- 1970-71 - John Koller
- 1974-75 - Mark Lonetto
- 1975-76 - Mark Lonetto
- 1976-77 - Mark Lonetto
- 1977-78 - Bruce Bergwall
- 1978-79 - Ted Flick
- 1979-80 - Ted Flick
- 1984-85 - Perry Bromwell
- 1985-86 - Perry Bromwell
- 1986-87 - Perry Bromwell
- 2000-01 - Jeff Schiffner
- 2001-02 - Jeff Schiffner
- 2002-03 - Jeff Schiffner
- 2003-04 - Jeff Schiffner
- 2004-05 - Michael Kach
- 2005-06 - Aron Cohen
- 2006-07 - Aron Cohen
- 2007-08 - Aron Cohen
- 2008-09 - Aron Cohen
- 2009-10 - Tyler Bernardini
- 2010-11 - Tyler Bernardini
- 2011-12 - Tyler Bernardini

- 2012-13 - Jamal Lewis

#5

- 1955-56 - Dick Censits
- 1956-57 - Dick Censits
- 1959-60 - John Canzano
- 1960-61 - John Canzano
- 1961-62 - Mike Steele
- 1962-63 - Bruce Moore
- 1963-64 - Bruce Moore
- 1964-65 - Bruce Moore
- 1965-66 - Bill Goldstein
- 1966-67 - N/A
- 1967-68 - James Murphy
- 1968-69 - James Murphy
- 1969-70 - James Murphy
- 1970-71 - Steve Batory
- 1971-72 - Steve Batory
- 1972-73 - Steve Batory
- 1973-74 - Ed Enoch
- 1974-75 - Ed Enoch
- 1975-76 - Ed Enoch
- 1976-77 - James Brown
- 1977-78 - James Brown
- 1978-79 - David Jackson
- 1981-82 - Kevin Warren
- 1982-83 - Kevin Warren
- 1984-85 - John Wilson
- 1994-95 - Mike Melcher
- 2000-01 - Charlie Copp
- 2001-02 - Charlie Copp
- 2002-03 - Charlie Copp
- 2003-04 - Charlie Copp
- 2006-07 - Darren Smith
- 2007-08 - Darren Smith
- 2008-09 - Darren Smith
- 2009-10 - Darren Smith
- 2010-11 - Darren Smith
- 2012-13 - Julian Harrell

#6

- 1955-56 - Howard Gathright
- 1956-57 - Alex DeLucia

#7

- 1956-57 - Paul Kelso

#9

- 1955-56 - Francis Mulroy
- 1956-57 - Joseph Bowman

#10

- 1955-56 - Louis Bayne
- 1956-57 - Louis Bayne
- 1958-59 - Joseph Bowman
- 1959-60 - John Cardasis
- 1960-61 - John Wideman
- 1961-62 - John Wideman
- 1962-63 - John Wideman
- 1963-64 - Ed Anderson
- 1965-66 - Tom Mallison
- 1966-67 - Tom Mallison
- 1968-69 - Steve Bilsky
- 1969-70 - Steve Bilsky
- 1970-71 - Steve Bilsky

- 1971-72 - Whitey Varga
- 1972-73 - Whitey Varga
- 1973-74 - Whitey Varga
- 1974-75 - Mike Missimer
- 1975-76 - Mike Missimer
- 1976-77 - Mike Missimer
- 1977-78 - Booney Salters
- 1979-80 - David Lardner
- 1981-82 - David Lardner
- 1982-83 - David Lardner
- 1983-84 - John Wilson
- 1985-86 - John Wilson
- 1986-87 - John Wilson
- 1987-88 - Tyrone Gilliams
- 1988-89 - Tyrone Gilliams
- 1989-90 - Tyrone Gilliams
- 1990-91 - Dan Purdy
- 1991-92 - Dan Purdy
- 1992-93 - Cedric Laster
- 1993-94 - Cedric Laster
- 1994-95 - Cedric Laster
- 1995-96 - Cedric Laster
- 1996-97 - Kieffer
- 2001-02 - Conor Tolan
- 2002-03 - Conor Tolan
- 2003-04 - Conor Tolan
- 2012-13 - Darien Nelson-Henry

#11

- 1959-60 - Jim Day
- 1962-63 - Karl Vogelsang
- 1963-64 - Karl Vogelsang
- 1979-80 - Paul Little
- 1980-81 - Paul Little
- 1981-82 - Paul Little
- 1982-83 - Paul Little
- 1985-86 - Walt Frazier
- 1986-87 - Walt Frazier
- 1987-88 - Walt Frazier
- 1988-89 - Walt Frazier
- 1989-90 - Steve Wade
- 1997-98 - Mike Dzik
- 2001-02 - Jan Fikiel
- 2002-03 - Jan Fikiel
- 2003-04 - Jan Fikiel
- 2004-05 - Jan Fikiel
- 2005-06 - Greg Kuchinski
- 2009-10 - Malcolm Washington
- 2010-11 - Marin Kukoc
- 2011-12 - Marin Kukoc

#12

- 1957-58 - Hugh Aberman
- 1958-59 - Hugh Aberman
- 1959-60 - Hugh Aberman
- 1960-61 - Bill Engelsbe
- 1961-62 - Bill Engelsbe
- 1962-63 - Bill Engelsbe
- 1963-64 - Andy Saranchock
- 1964-65 - Andy Saranchock
- 1965-66 - Bill Small
- 1966-67 - Charlie Snell
- 1967-68 - Charlie Snell
- 1968-69 - Bob Shannon
- 1971-72 - Bruce Fields
- 1972-73 - Bruce Fields



1973-74 - Larry Wean
 1975-76 - Stan Greene
 1976-77 - Stan Greene
 1977-78 - Stan Greene
 1978-79 - Angelo Reynolds
 1979-80 - Angelo Reynolds
 1980-81 - Angelo Reynolds
 1982-83 - Eric Larson
 1992-93 - Matt Maloney
 1993-94 - Matt Maloney
 1994-95 - Matt Maloney
 2002-03 - Patrick Haddan
 2003-04 - Patrick Haddan
 2005-06 - Kevin Egee
 2010-11 - Andreas Schreiber
 2011-12 - Fran Dougherty
 2012-13 - Fran Dougherty

#13

1955-56 - Alex DeLucia
 1994-95 - Ira Bowman
 1995-96 - Ira Bowman
 1996-97 - George Mboya
 1997-98 - George Mboya
 1998-99 - Dan Solomito
 1999-00 - Dan Solomito
 2000-01 - Dan Solomito
 2001-02 - Dan Solomito
 2004-05 - David Whitehurst
 2005-06 - David Whitehurst
 2006-07 - Andreas Schreiber
 2007-08 - Andreas Schreiber
 2008-09 - Andreas Schreiber
 2009-10 - Andreas Schreiber
 2010-11 - Larry Loughery
 2011-12 - Larry Loughery

#14

1956-57 - Jack Follman
 1957-58 - Jack Follman
 1958-59 - Bob Mlkvy
 1959-60 - Bob Mlkvy
 1960-61 - Bob Mlkvy
 1961-62 - Dick Biborosch
 1962-63 - Dick Biborosch
 1963-64 - Bart Frechem
 1964-65 - Dick Snyder
 1966-67 - Pete Andrews
 1967-68 - Pete Andrews
 1968-69 - Pete Andrews
 1969-70 - Alan Cotler
 1970-71 - Alan Cotler
 1971-72 - Alan Cotler
 1972-73 - Ron Haigler
 1973-74 - Ron Haigler
 1974-75 - Ron Haigler
 1976-77 - Kevin O'Brien
 1977-78 - Kevin O'Brien
 1978-79 - Tom Condon
 1979-80 - Scott Oleson
 1985-86 - Kevin McGuire
 1986-87 - Ken Fikes
 1987-88 - Pete Bentivegna
 1988-89 - Paul Chambers
 1989-90 - Paul Chambers
 1990-91 - Paul Chambers

1991-92 - Paul Chambers
 1994-95 - Garrett Kreitz
 1995-96 - Garrett Kreitz
 1996-97 - Garrett Kreitz
 1997-98 - Garrett Kreitz
 2003-04 - Eric Osmundson
 2004-05 - Eric Osmundson
 2005-06 - Eric Osmundson
 2006-07 - Michael Kach
 2007-08 - Michael Kach
 2008-09 - Larry Loughery
 2009-10 - Larry Loughery
 2010-11 - Fran Dougherty
 2011-12 - Keelan Cairns
 2012-13 - Keelan Cairns

#15

1955-56 - Gerald Nensel
 1956-57 - Gerald Nensel
 1959-60 - Roger Colley
 1960-61 - Dick Kauffman
 1961-62 - John Fitzpatrick
 1962-63 - Dave Rode
 1963-64 - Andy Buckley
 1966-67 - Decker Uhlhorn
 1967-68 - Decker Uhlhorn
 1968-69 - Decker Uhlhorn
 1969-70 - Ron Billingslea
 1970-71 - Ron Billingslea
 1971-72 - Ron Billingslea
 1972-73 - Bruce Frank
 1973-74 - Bruce Frank
 1974-75 - Bruce Frank
 1975-76 - Ken McNeil
 1976-77 - Tony Price
 1977-78 - Tony Price
 1978-79 - Tony Price
 1981-82 - Karl Racine
 1982-83 - Karl Racine
 1983-84 - Karl Racine
 1984-85 - Karl Racine
 1985-86 - Marshall Uzzle
 1991-92 - Ken Hans
 1992-93 - Ken Hans
 1995-96 - Frank Brown
 1996-97 - Frank Brown
 1997-98 - Frank Brown
 1998-99 - Frank Brown
 1999-00 - Frank Brown
 2000-01 - Adam Chubb
 2001-02 - Adam Chubb
 2002-03 - Adam Chubb
 2003-04 - Adam Chubb
 2006-07 - Kevin Egee
 2007-08 - Kevin Egee
 2008-09 - Kevin Egee
 2009-10 - Drew Godwin
 2010-11 - Casey James
 2011-12 - Camryn Crocker
 2012-13 - Camryn Crocker

#17

1956-57 - Michael Fluhr

#18

1955-56 - Tommy Smith
 1956-57 - Allan Schwait

#19

1956-57 - John Mangan

#20

1957-58 - George Schmidt
 1958-59 - George Schmidt
 1960-61 - Dick Biborosch
 1961-62 - Joe Andrews
 1962-63 - Joe Andrews
 1963-64 - Joe Andrews
 1964-65 - Bill Lohmeyer
 1965-66 - Bill Lohmeyer
 1966-67 - Bill Lohmeyer
 1969-70 - Corky Calhoun
 1970-71 - Corky Calhoun
 1971-72 - Corky Calhoun
 1972-73 - Larry Lewis
 1973-74 - Larry Lewis
 1974-75 - Larry Lewis
 1976-77 - Tim Smith
 1977-78 - Tim Smith
 1978-79 - Tim Smith
 1983-84 - Chris Elzey
 1984-85 - Chris Elzey
 1985-86 - Chris Elzey
 1986-87 - Chris Elzey
 1987-88 - Lasse Glassen
 1988-89 - John Pettibone
 1989-90 - Jeff Blount
 1990-91 - Jeff Blount
 1991-92 - Jeff Blount
 1992-93 - Donald Moxley
 1993-94 - Donald Moxley
 1994-95 - Donald Moxley
 1996-97 - Matt Langel
 1997-98 - Matt Langel
 1998-99 - Matt Langel
 1999-00 - Matt Langel
 2001-02 - Andrew Toole
 2002-03 - Andrew Toole
 2004-05 - Lorenz Manthey
 2006-07 - Tommy McMahon
 2007-08 - Tommy McMahon
 2009-10 - Carson Sullivan
 2010-11 - Dau Jok
 2011-12 - Dau Jok
 2012-13 - Dau Jok

#21

1959-60 - Dave Kwait
 1960-61 - Dave Kwait
 1961-62 - Andy Buckley
 1962-63 - Fred Greene
 1963-64 - Fred Greene
 1964-65 - Fred Greene
 1967-68 - Kenneth Cohen
 1968-69 - Kenneth Cohen
 1969-70 - Kenneth Cohen
 1970-71 - Keith Hansen
 1971-72 - Keith Hansen
 1972-73 - Keith Hansen

1973-74 - John Engles
 1974-75 - John Engles
 1975-76 - John Engles
 1976-77 - Matt White
 1977-78 - Matt White
 1978-79 - Matt White
 1980-81 - Willie Oliphant
 1981-82 - Willie Oliphant
 1982-83 - Willie Oliphant
 1983-84 - Willie Oliphant
 1984-85 - Phil Pitts
 1985-86 - Phil Pitts
 1986-87 - Phil Pitts
 1987-88 - Phil Pitts
 1988-89 - Bill Helm
 1989-90 - Bill Helm
 1991-92 - Andy Baratta
 1992-93 - Anda Baratta
 1993-94 - Andy Baratta
 1994-95 - George Zaninovich
 1996-97 - Mike Dzik
 1997-98 - Lamar Plummer
 1998-99 - Lamar Plummer
 1999-00 - Lamar Plummer
 2000-01 - Lamar Plummer
 2001-02 - Patrick Lang
 2002-03 - Patrick Lang
 2003-04 - Patrick Lang
 2006-07 - Brian Grandieri
 2007-08 - Brian Grandieri
 2008-09 - Garvin Hunt
 2010-11 - Cameron Gunter
 2011-12 - Cameron Gunter
 2012-13 - Cameron Gunter



PENN PLAYERS BY UNIFORM NUMBER

#22

1957-58 - Alex DeLucia
 1958-59 - John Cardasis
 1959-60 - Stephen Cozen
 1960-61 - J.D. Graham
 1961-62 - J.D. Graham
 1962-63 - J.D. Graham
 1963-64 - Jeff Neuman
 1964-65 - Jeff Neuman
 1965-66 - Jeff Neuman
 1967-68 - Carl Robbins
 1968-69 - Carl Robbins
 1969-70 - Carl Robbins
 1970-71 - Phil Hankinson
 1971-72 - Phil Hankinson
 1972-73 - Phil Hankinson
 1973-74 - Henry Johnson
 1974-75 - Henry Johnson
 1975-76 - Henry Johnson
 1976-77 - Henry Johnson
 1977-78 - Jeff Hunt
 1978-79 - Vincent Ross
 1979-80 - Vincent Ross
 1980-81 - Vincent Ross
 1983-84 - Rick Maloney
 1984-85 - Rick Maloney
 1986-87 - Jose Tavarez
 1987-88 - Jose Tavarez
 1988-89 - Jose Tavarez
 1990-91 - Barry Pierce
 1991-92 - Scott Kegler
 1992-93 - Scott Kegler
 1993-94 - Scott Kegler
 1994-95 - Scott Kegler
 1998-99 - Brendan Cody
 2004-05 - Adam Franklin
 2005-06 - Adam Franklin
 2006-07 - Adam Franklin
 2007-08 - Harrison Gaines
 2008-09 - Harrison Gaines
 2010-11 - Steve Rennard
 2011-12 - Steve Rennard
 2012-13 - Steve Rennard

#23

1979-80 - Fran McCaffery
 1980-81 - Fran McCaffery
 1981-82 - Fran McCaffery
 1982-83 - Brad Wynn
 1983-84 - Brad Wynn
 1985-86 - John Stovall
 1986-87 - John Stovall
 1987-88 - Jerry Simon
 1988-89 - Jerry Simon
 1989-90 - Jerry Simon
 1990-91 - Mike Milobsky
 1991-92 - Mike Milobsky
 1992-93 - Tim Krug
 1993-94 - Tim Krug
 1994-95 - Tim Krug
 1995-96 - Tim Krug
 1996-97 - Michael Jordan
 1997-98 - Michael Jordan
 1998-99 - Michael Jordan
 1999-00 - Michael Jordan
 2004-05 - Joe Gill
 2005-06 - Joe Gill

2006-07 - Joe Gill
 2007-08 - Joe Gill
 2008-09 - Mike Howlett
 2009-10 - Mike Howlett
 2010-11 - Mike Howlett
 2012-13 - Greg Louis

#24

1957-58 - Joseph Bowman
 1958-59 - Robert Kearns
 1979-80 - Avery Rawlings
 1980-81 - Avery Rawlings
 1981-82 - Avery Rawlings
 1982-83 - Avery Rawlings
 1983-84 - Bruce Lefkowitz
 1984-85 - Bruce Lefkowitz
 1985-86 - Bruce Lefkowitz
 1986-87 - Bruce Lefkowitz
 1987-88 - Dane Watts
 1988-89 - Dane Watts
 1989-90 - Dane Watts
 1990-91 - Joe Warden
 1991-92 - Joe Warden
 1992-93 - Joe Warden
 1993-94 - Joe Warden
 1995-96 - Jed Ryan
 1997-98 - Mike Melcher
 2003-04 - Mark Zoller
 2004-05 - Mark Zoller
 2005-06 - Mark Zoller
 2006-07 - Mark Zoller
 2007-08 - Jack Eggleston
 2008-09 - Jack Eggleston
 2009-10 - Jack Eggleston
 2010-11 - Jack Eggleston

#25

1979-80 - Tom Brecht
 1982-83 - James Severin
 1983-84 - James Severin
 1984-85 - Neil Bernstein
 1985-86 - Neil Bernstein
 1986-87 - Peter Bentivegna

#30

1958-59 - Allan Schwait
 1959-60 - Bob Zajac
 1960-61 - Bob Zajac
 1961-62 - Bob Zajac
 1962-63 - Pete Vantine
 1963-64 - Pete Vantine
 1964-65 - Pete Vantine
 1965-66 - Sandy Kartzman
 1966-67 - Jim Kozloff
 1967-68 - Jim Kozloff
 1968-69 - Jim Haney
 1969-70 - Jim Haney
 1970-71 - Jim Haney
 1971-72 - Jack Sonnenberg
 1973-74 - Ed Stefanski
 1974-75 - Ed Stefanski
 1975-76 - Ed Stefanski
 1976-77 - Randy Eckman
 1977-78 - Randy Eckman
 1981-82 - Scott Mascioli
 1982-83 - Scott Mascioli

1983-84 - Scott Mascioli
 1984-85 - Scott Mascioli
 1990-91 - Will McAllister
 1991-92 - Will McAllister
 2007-08 - Dan Monckton
 2008-09 - Rob Belcore
 2009-10 - Rob Belcore
 2011-12 - Patrick Lucas-Perry
 2012-13 - Patrick Lucas-Perry

#31

1959-60 - Alvin Thomas
 1960-61 - Bob Purdy
 1961-62 - Bob Purdy
 1962-63 - Bob Purdy
 1963-64 - Stan Pawlak
 1964-65 - Stan Pawlak
 1965-66 - Stan Pawlak
 1966-67 - Ken Leeson
 1967-68 - Ken Leeson
 1968-69 - Ken Leeson
 1969-70 - Bob Morse
 1970-71 - Bob Morse
 1971-72 - Bob Morse
 1972-73 - Bob Bigelow
 1973-74 - Bob Bigelow
 1974-75 - Bob Bigelow
 1976-77 - Ed Kuhl
 1977-78 - Ed Kuhl
 1978-79 - Ed Kuhl
 1981-82 - Anthony Arnolie
 1982-83 - Anthony Arnolie
 1983-84 - Anthony Arnolie
 1984-85 - Anthony Arnolie
 1999-00 - Oggie Kapetanovic
 2001-02 - Tim Begley
 2002-03 - Tim Begley
 2003-04 - Tim Begley
 2004-05 - Tim Begley
 2005-06 - Tommy McMahon
 2009-10 - Zack Gordon
 2010-11 - Zack Gordon

#32

1957-58 - Allen Schwait
 1958-59 - Stewart Greenleaf
 1959-60 - Kent Douglass
 1960-61 - Jeff Sturm
 1961-62 - Jeff Sturm
 1962-63 - Jeff Sturm
 1963-64 - Bob Auchter
 1964-65 - Bob Auchter
 1965-66 - Bob Auchter
 1966-67 - Jeff Osowski
 1967-68 - Jeff Osowski
 1968-69 - Jeff Osowski
 1969-70 - David Tritton
 1970-71 - Craig Littlepage
 1971-72 - Craig Littlepage
 1972-73 - Craig Littlepage
 1973-74 - Bill Jones
 1974-75 - Bill Jones
 1975-76 - Bill Jones
 1976-77 - Bobby Willis
 1977-78 - Bobby Willis
 1978-79 - Bobby Willis
 1980-81 - David Lardner

1981-82 - Rick Maloney
 1982-83 - Rick Maloney
 1986-87 - Jerry Simon
 1987-88 - Sean Dineen
 1988-89 - Sean Dineen
 1989-90 - Sean Dineen
 1990-91 - Sean Dineen
 1991-92 - Eric Moore
 1992-93 - Eric Moore
 1993-94 - Eric Moore
 1994-95 - Eric Moore
 1996-97 - Jed Ryan
 1997-98 - Jed Ryan
 1998-99 - Jed Ryan
 1999-00 - Duane King
 2000-01 - Duane King
 2001-02 - Duane King
 2002-03 - Duane King
 2007-08 - Remy Cofield
 2009-10 - Sean Mullan

#33

1959-60 - Ronald Regan
 1960-61 - Sid Amira
 1961-62 - Sid Amira
 1962-63 - Sid Amira
 1963-64 - Chuck Fitzgerald
 1964-65 - Chuck Fitzgerald
 1965-66 - Chuck Fitzgerald
 1966-67 - Steve Pearsall
 1967-68 - Steve Pearsall
 1968-69 - Steve Pearsall
 1969-70 - Bill Walters
 1970-71 - Bill Walters
 1971-72 - Bill Walters
 1972-73 - John Beecroft
 1973-74 - John Beecroft
 1974-75 - John Beecroft
 1975-76 - Tom Crowley
 1976-77 - Tom Crowley
 1977-78 - Tom Crowley
 1978-79 - Ken Hall
 1979-80 - Ken Hall
 1980-81 - Ken Hall
 1983-84 - Abe Okorodudu
 1984-85 - Abe Okorodudu
 1985-86 - Abe Okorodudu
 1986-87 - Abe Okorodudu
 1991-92 - David Meiselman
 1992-93 - Skip Metz
 1993-94 - Nat Graham
 1994-95 - Nat Graham
 1995-96 - Nat Graham
 1996-97 - Mike Koller
 1997-98 - Mike Koller
 1999-00 - Harold Bailey
 2000-01 - Harold Bailey
 2002-03 - Friedrich Ebede
 2003-04 - Friedrich Ebede
 2004-05 - Friedrich Ebede
 2005-06 - Friedrich Ebede
 2006-07 - Cameron Lewis
 2007-08 - Cameron Lewis
 2008-09 - Cameron Lewis
 2009-10 - Tommy Eggleston
 2011-12 - Mike Howlett



#34

1957-58 - Fred Doelling
 1958-59 - Paul Rubincam
 1987-88 - Paul McMahon
 1988-89 - Paul McMahon
 1989-90 - Paul McMahon
 1990-91 - Paul McMahon
 1991-92 - Barry Pierce
 1992-93 - Barry Pierce
 1993-94 - Barry Pierce
 1995-96 - Donald Moxley
 1996-97 - Mike Sullivan
 1997-98 - Mike Sullivan
 1998-99 - Mike Sullivan
 2003-04 - Ryan Pettinella
 2004-05 - Ryan Pettinella
 2005-06 - Cameron Lewis
 2010-11 - Rob Belcore
 2011-12 - Rob Belcore

#40

1958-59 - Jack Follman
 1961-62 - Dave Robinson
 1962-63 - Dave Robinson
 1963-64 - John Hellings

1964-65 - John Hellings
 1965-66 - John Hellings
 1966-67 - Dan Lipinski
 1967-68 - Dan Lipinski
 1968-69 - James Wolf
 1969-70 - James Wolf
 1970-71 - James Wolf
 1971-72 - John Jablonski
 1972-73 - John Jablonski
 1973-74 - John Jablonski
 1975-76 - Keven McDonald
 1976-77 - Keven McDonald
 1977-78 - Keven McDonald
 1978-79 - Tom Leifsen
 1979-80 - Tom Leifsen
 1987-88 - Ben Spiva
 1988-89 - Scott Schewe
 1989-90 - Scott Schewe
 1990-91 - Scott Schewe
 1991-92 - Jerry Berzanski

#41

1968-69 - William Hait
 2006-07 - Justin Reilly
 2007-08 - Justin Reilly

2008-09 - Justin Reilly
 2009-10 - Justin Reilly

#42

1957-58 - Jack Saxenmeyer
 1958-59 - Mike Phelan
 1981-82 - James Wolf
 1982-83 - James Wolf
 1983-84 - James Wolf
 1987-88 - Hassan Duncombe
 1988-89 - Hassan Duncombe
 1989-90 - Hassan Duncombe
 1995-96 - Paul Romanczuk
 1996-97 - Paul Romanczuk
 1997-98 - Paul Romanczuk
 1998-99 - Paul Romanczuk
 2003-04 - Eric Heil
 2004-05 - Eric Heil
 2005-06 - Brennan Votel
 2006-07 - Brennan Votel
 2007-08 - Brennan Votel
 2008-09 - Brennan Votel
 2009-10 - Brian Fitzpatrick

#43

1984-85 - Rich Cohan
 1985-86 - Rich Cohan
 1995-96 - Brendan Cody
 1996-97 - Mike Melcher

#44

1957-58 - Joe Cook
 1958-59 - Joe Cook
 1959-60 - Joe Cook
 1960-61 - Jim Doherty
 1961-62 - Jim Doherty
 1962-63 - Jim Doherty
 1982-83 - Chris Borrillo
 1983-84 - Chris Borrillo
 1984-85 - Chris Borrillo
 1985-86 - Chris Borrillo
 1986-87 - Kent Milholland
 1987-88 - Kent Milholland
 1988-89 - Jorge Johnson
 1989-90 - Andy Wise
 1990-91 - Andy Wise
 1991-92 - Andy Wise
 1992-93 - Bill Guthrie
 1993-94 - Bill Guthrie
 1994-95 - Bill Guthrie
 1995-96 - Bill Guthrie
 1996-97 - Jeff Goldstein
 1997-98 - Jeff Goldstein
 1999-00 - Andrew Coates
 2000-01 - Andrew Coates
 2001-02 - Andrew Coates
 2002-03 - Andrew Coates
 2007-08 - Conor Turley
 2008-09 - Conor Turley
 2009-10 - Conor Turley
 2010-11 - Conor Turley

#45

1979-80 - Michael Brown
 1980-81 - Michael Brown
 1981-82 - Michael Brown
 1982-83 - Michael Brown
 1995-96 - Nate Allison
 1996-97 - Nate Allison
 1997-98 - Nate Allison

#50

1958-59 - Dave Kwait
 1979-80 - George Noon
 1980-81 - George Noon
 1981-82 - George Noon
 1982-83 - George Noon
 1997-98 - Josh Sanger
 1998-99 - Josh Sanger
 1999-00 - Josh Sanger
 2000-01 - Josh Sanger
 2001-02 - Nameir Majette
 2002-03 - Nameir Majette
 2003-04 - Nameir Majette
 2004-05 - Nameir Majette

#51

1996-97 - Geoff Owens
 1997-98 - Geoff Owens
 1998-99 - Geoff Owens
 1999-00 - Geoff Owens
 2000-01 - Geoff Owens

#52

1957-58 - John Mangan
 1958-59 - John Canzano
 1983-84 - Keith Widmer
 1984-85 - Keith Widmer
 1985-86 - Keith Widmer
 1987-88 - Ray Marshall
 1988-89 - Ray Marshall
 1989-90 - Ray Marshall
 1990-91 - Ray Marshall
 1991-92 - Shawn Trice
 1992-93 - Shawn Trice
 1993-94 - Shawn Trice
 1994-95 - Shawn Trice
 1997-98 - Jon Tross
 1998-99 - Jon Tross
 1999-00 - Jon Tross
 2000-01 - Jon Tross
 2001-02 - Jon Tross

#53

1991-92 - Jerome Allen
 1992-93 - Jerome Allen
 1993-94 - Jerome Allen
 1994-95 - Jerome Allen

#54

1957-58 - Mike Phelan
 1958-59 - Charles Kahn

#55

1994-95 - Vigor Kapetanovic
 1995-96 - Vigor Kapetanovic



**Only one player in Penn history has worn the number 53—
 current head coach JEROME ALLEN. He wore it from 1992-95.**



PENN BASKETBALL TEAM AWARDS

Arthur Kiefaber Most Valuable Player Award

1928-29..... Joseph Schaaf	1972-73..... Phil Hankinson
1929-30..... Albert Brodbeck	1973-74..... Ron Haigler
1930-31..... James Peterson	1974-75..... Ron Haigler
1931-32..... Leonard Tanseer	1975-76..... Keven McDonald
1932-33..... Vincent Walters	1976-77..... Keven McDonald
1933-34..... Kenneth Hashagen	1977-78..... Keven McDonald
1934-35..... Henry Kozloff	1978-79..... Tony Price
1935-36..... Francis Murray	1979-80..... James Salters
1936-37..... Francis Murray	1980-81..... Ken Hall
1937-38..... Robert Dougherty	1981-82..... Michael Brown,
1938-39..... Anton Mischo Paul Little
1939-40..... Bruce Pearce	1982-83..... Michael Brown
1940-41..... Henry Soleliac	1983-84..... Karl Racine
1941-42..... Henry Soleliac	1984-85..... Karl Racine,
1942-43..... Francis Crossin Perry Bromwell
1943-44..... Stanley Novak	1985-86..... Perry Bromwell
1944-45..... Robert Carlson	1986-87..... Perry Bromwell,
1945-46..... Herb Lyon Bruce Lefkowitz
1946-47..... Francis Crossin	1987-88..... Tyrone Pitts
1947-48..... Herb Lyon	1988-89..... Walt Frazier
1948-49..... Herb Lyon	1989-90..... Hassan Duncombe
1949-50..... Herb Lyon	1990-91..... Paul McMahan
1950-51..... Ernie Beck	1991-92..... Paul Chambers
1951-52..... Ernie Beck	1992-93..... Jerome Allen
1952-53..... Ernie Beck	1993-94..... Jerome Allen
1953-54..... Barton Leach	1994-95..... Jerome Allen,
1954-55..... Karl Hoagland Matt Maloney
1955-56..... Joe Sturgis	1995-96..... Ira Bowman
1956-57..... Richard Csencsitz	1996-97..... Michael Jordan
1957-58..... George Schmidt	1997-98..... Michael Jordan
1958-59..... Allen Schwait	1998-99..... Michael Jordan
1959-60..... Robert Mlkvy	1999-2000..... Michael Jordan
1960-61..... Robert Mlkvy	2000-01..... Lamar Plummer
1961-62..... John Wideman	2001-02..... Ugonna Onyekwe,
1962-63..... David Robinson Koko Archibong
1963-64..... Ray Carazo,	2002-03..... Ugonna Onyekwe
..... John Hellings	2003-04..... Jeff Schiffner
1964-65..... Stan Pawlak	2004-05..... Tim Begley
1965-66..... Jeff Neuman	2005-06..... Ibrahim Jaaber
1966-67..... Tom Northrup	2006-07..... Ibrahim Jaaber,
1967-68..... Pete Andrews Mark Zoller
1968-69..... Dave Wohl	2007-08..... Brian Grandieri
1969-70..... Corky Calhoun	2008-09..... Tyler Bernardini
1970-71..... Dave Wohl	2009-10..... Zack Rosen
1971-72..... Corky Calhoun,	2010-11..... Zack Rosen
..... Robert Morse	2011-12..... Zack Rosen

Jack Saxenmeyer Award (Most Improved Player)

1968-69..... Decker Uhlhorn	1986-87..... John Stovall
1969-70..... Ken Cohen	1987-88..... Walt Frazier
1970-71..... Jim Wolf	1988-89..... Paul McMahan
1971-72..... Alan Cotler	1990-91..... Ken Graf
1972-73..... Larry Lewis	2006-07..... Brian Grandieri
1973-74..... Henry Johnson	2007-08..... Jack Eggleston
1974-75..... Bob Bigelow	2008-09..... Rob Belcore
1975-76..... Bill Jones	
1976-77..... Matt White	
1977-78..... Tony Price	
1978-79..... Matt White	
1979-80..... Angelo Reynolds	
1980-81..... David Lardner	
1981-82..... Avery Rawlings	
1982-83..... James Wolf	
1983-84..... Rick Maloney	
1984-85..... Chris Elzey	
1985-86..... John Wilson, Ty Pitts	

First-Team All-America

1928-29..... Joe Schaaf
1944-45..... Howard Dallmar
1952-53..... Ernie Beck

Bus McDonald Award (Most Inspirational Player)

1938-39..... Charles Diven	1976-77..... Stan Greene
1939-40..... Bruce Pearce	1977-78..... Tony Price
1940-41..... Arnold Bernstein	1978-79..... Tony Price
1941-42..... Henry Soleliac	1979-80..... James Salters
1942-43..... Lawrence Davis	1980-81..... Ken Hall
1943-44..... Francis Crossin	1981-82..... Fran McCaffery
1944-45..... Howard Dallmar	1982-83..... Paul Little
1945-46..... Thomas Upton	1983-84..... Brad Wynn
1946-47..... Francis Crossin	1984-85..... Karl Racine
1947-48..... Stanley Novak	1985-86..... Chris Elzey
1948-49..... Robert Carlson	1986-87..... John Wilson
1949-50..... Harry Wettlaufer	1987-88..... Peter Bentivegna
1950-51..... Richard Dougherty	1988-89..... Paul Chambers
1951-52..... Donald Scanlon	1989-90..... Sean Dineen
1952-53..... Thomas Holt	1990-91..... Scott Schewe
1953-54..... Richard Heylmun	1991-92..... Mike Milobsky
1954-55..... Barton Leach	1992-93..... Andy Baratta
1955-56..... Thomas Smith	1993-94..... Andy Baratta
1956-57..... Gerald Nensel	1994-95..... Scott Keger
1957-58..... Richard Csencsitz	1995-96..... Cedric Laster
1958-59..... George Schmidt	1996-97..... Jeff Goldstein
1959-60..... Joseph Cook	1997-98..... Geoff Owens
1960-61..... John Canzano	1998-99..... Paul Romanczuk
1961-62..... Geoffrey Sturm	1999-2000..... Josh Sanger
1962-63..... John Wideman	2000-01..... Josh Sanger,
1963-64..... Ray Carazo Geoff Owens
1964-65..... Jeff Neuman	2001-02..... Dan Solomito
1965-66..... Stan Pawlak	2002-03..... Andrew Coates
1966-67..... Tom Northrup	2003-04..... Charlie Copp
1967-68..... Karl Robbins	2004-05..... Eric Heil,
1968-69..... Decker Uhlhorn Nameir Majette
1969-70..... Kenneth Cohen	2005-06..... Friedrich Ebene
..... Jim Murphy	2006-07..... Not Given
1970-71..... Jim Haney	2007-08..... Joe Gill
1971-72..... Rob Billinslea	2008-09..... Kevin Egee
1972-73..... John Jablonski	2009-10..... Jack Eggleston
1973-74..... Whitey Varga	2010-11..... Jack Eggleston
1974-75..... Henry Johnson	2011-12..... Rob Belcore
1975-76..... John Engles	

Best Defensive Player

1976-77..... Tim Smith
1977-78..... Stan Greene,
..... Tim Smith
1978-79..... Tim Smith
1979-80..... Paul Little
1980-81..... Paul Little
1981-82..... Willie Oliphant
1982-83..... Anthony Arnolie,
..... Karl Racine
1983-84..... Willie Oliphant
1984-85..... Anthony Arnolie
1985-86..... Perry Bromwell
1986-87..... Perry Bromwell
1987-88..... Jerry Simon
1988-89..... Tyrone Gilliams
2005-06..... Ibrahim Jaaber
2006-07..... Ibrahim Jaaber
2008-09..... Rob Belcore
2009-10..... Rob Belcore

G. Fred DiBona Award

(Outstanding Newcomer)
1979-80..... Paul Little
1980-81..... Willie Oliphant
1981-82..... Karl Racine
1982-83..... Chris Borrillo
1983-84..... Bruce Lefkowitz
1984-85..... Tyrone Pitts
1985-86..... John Stovall
1986-87..... Jerry Simon
1987-88..... Ben Spiva,
..... Hassan Duncombe
1988-89..... Scott Schewe
1989-90..... Not Awarded
1990-91..... Will McAllister
1991-92..... Jerome Allen
2007-08..... Tyler Bernardini
2008-09..... Zack Rosen
2010-11..... Miles Cartwright
2011-12..... Henry Brooks



On March 20, 1897, University of Pennsylvania students played against Yale in New Haven, Conn. in the first intercollegiate 5-on-5 basketball game ever. The next recognized game at Penn was not played until 1902—in 1901, an unofficial Penn team named "Houston Club" played 11 games.

* EIL/Ivy League game

(Eastern Intercollegiate League until 1953-54; Ivy League since 1954-55)

Philadelphia Big 5 game

(since 1955-56)

1897: 0-1

Coach: None

Captain: None

Date Opponent Result
3/20 at Yale 10-32 L

1902: 7-2-1

Coach: None

Captain: R.B. Smith

1/20 at Muhlenberg 21-15 W
2/8 at Penn State 45-10 W
2/9 at Susquehanna 42-30 W
2/14 at Brown 25-15 W
2/19 at Lehigh 33-24 W
2/20 at Hamilton 33-15 W
2/21 at Colgate 22-22 T
2/22 at Syracuse 8-23 L
2/23 at Pratt 35-20 W
3/5 at Columbia 17-21 L

1903: 8-6-1

Coach: None

Captain: Michael Bennett

1/10 at Lehigh 13-27 L
1/24 at Pratt 25-10 W
1/30 at Williston Seminary 16-33 L
1/31 at Harvard 11-13 L
2/5 at Geneva 8-20 L
2/6 at Allegheny 12-20 L
2/7 at Grove City 22-22 T
2/14 PRINCETON 24-14 W
2/20 at Hamilton 38-8 W
2/21 at Colgate 8-28 L
2/23 at Rochester 17-10 W
2/24 at St. Lawrence 18-17 W
2/25 at Syracuse 17-13 W
3/4 at Princeton 37-30 W
3/14 at Susquehanna 45-32 W

1903-04: 10-4 (6-4 EIL/2nd)

Coach: None

Captain: Michael McCrudden

12/15 at Swarthmore 46-25 W
1/7 at Brown 25-10 W
1/8 at Harvard* 18-15 W
1/16 at Princeton* 21-15 W
1/29 at Yale* 12-14 L
2/5 at Columbia* 17-21 L
2/6 at Pratt 32-15 W
2/12 YALE* 18-12 W

2/18 CORNELL* 31-12 W
2/20 HARVARD* 22-16 W
3/1 COLUMBIA* 12-23 L
3/4 at Cornell* 29-22 W
3/5 at Rochester 18-14 W
3/12 PRINCETON* 16-28 L

1904-05: 8-15 (1-7 EIL/5th)

Coach: None

Captain: George Lawrence

12/10 SWARTHMORE 44-27 W
12/7 F & M 2-0 W
12/30 at Naval Reserves 17-18 L
12/31 at Naval Reserves 20-30 L
1/5 at Wash. Cont. 12-21 L
1/6 at Cornell* 29-25 W
1/7 at Rochester 20-17 W
1/12 at YMCA 20-29 L
1/13 at Holy Cross 20-40 L
1/14 at Harvard* 20-30 L
1/18 PRINCETON* 35-37 L
1/21 LEHIGH 31-19 W
1/27 at Yale* 14-31 L
2/3 YALE* 21-26 L
2/10 at Johns Hopkins 51-17 W
2/15 at Swarthmore 24-27 L
2/18 PRINCETON* 20-28 L
2/22 PENN STATE 30-33 L
2/24 CORNELL* 19-33 L
3/1 DARTMOUTH 30-26 W
3/4 COLUMBIA* 17-27 L
3/10 at Columbia 16-51 L
3/11 at Pratt 37-33 W

1905-06: 16-4 (9-1 EIL/1st)

EIL Champions

Coach: R.B. Smith

Captain: George Flint

12/16 LEHIGH 23-18 W
12/20 COLUMBIA* 12-14 L
1/4 at Williams 11-15 L
1/5 at YMCA 23-25 L
1/6 at Harvard 13-9 W
1/12 PRINCETON* 40-5 W
1/17 at Princeton* 32-15 W
1/19 SWARTHMORE 25-12 W
1/26 YALE* 39-9 W
2/3 PENN STATE 23-18 W
2/9 at Columbia* 17-15 W
2/10 at Manhattan 29-26 W
2/17 HARVARD* 24-13 W
2/20 at Swarthmore 14-20 L
2/23 CORNELL* 25-22 W
3/2 at Yale* 23-11 W
3/3 at 2nd Sig. Corps 24-15 W
3/8 at Syracuse 26-20 W
3/9 at Cornell* 26-22 W
3/10 at Rochester 34-8 W

1906-07: 15-8 (5-3 EIL/3rd)

Coach: R.B. Smith

Captain: George Flint

12/12 at George School 43-25 W
12/15 PRINCETON* 24-18 W
12/30 at York YMCA 18-21 L
12/31 at Johnstown YMCA 34-17 W
1/10 at Princeton* 33-15 W
1/12 SWARTHMORE 37-9 W
1/18 at Fitchburg YMCA 33-9 W
1/19 at Dartmouth 15-31 L
1/22 at Swarthmore 46-27 W
1/25 YALE* 16-19 L
2/2 WESLEYAN 30-16 W
2/6 at Syracuse 20-27 L
2/7 at Cornell* 30-26 W

2/8 at Colgate 32-26 W
2/9 at Rochester 33-15 W
2/13 PENN STATE 36-14 W
2/16 CORNELL* 39-18 W
2/20 at 2nd Sig. Corps 26-34 L
2/21 at Columbia* 18-22 L
2/22 at Fordham 23-26 L
2/27 LEHIGH 24-6 W
3/1 at Yale* 17-20 L
3/8 COLUMBIA* 20-16 W

1907-08: 24-4 (8-0 EIL/1st)

EIL Champions

Coach: R.B. Smith

Captain: J.A. Fitzpatrick

12/14 WESLEYAN 17-25 L
12/18 SWARTHMORE 34-13 W
12/20 at Polytechnic 25-26 L
12/21 at Army 22-21 W
12/27 at York YMCA 18-17 W
12/28 at Navy 37-16 W
12/30 at Johnstown YMCA 32-18 W
12/31 at Western 31-12 W
1/1 at Detroit Mil. 23-18 W
1/2 at Columbus 34-21 W
1/11 at Princeton* 46-27 W
1/14 at Swarthmore 28-22 W
1/17 COLUMBIA* 21-13 W
1/22 DARTMOUTH 37-16 W
1/25 YALE* 24-13 W
1/31 BROWN 22-9 W
2/7 at Yale* 18-17 W
2/14 PENN STATE 28-19 W
2/18 PRINCETON* 37-17 W
2/20 at Syracuse 22-9 W
2/21 at Cornell* 24-15 W
2/22 at Rochester 25-21 W
2/26 at Columbia* 16-15 W
2/29 CORNELL* 37-27 W
3/7 ALUMNI 35-16 W
3/14 GEORGETOWN 33-17 W
3/21 at Chicago 18-21 L
3/25 CHICAGO 15-16 L

1908-09: 19-6 (6-2 EIL/2nd)

Coach: R.B. Smith

Captain: Charles Keinath

12/12 at Navy 43-19 W
12/15 PENN STATE 30-23 W
12/19 at Princeton* 55-10 W
12/30 at Carnegie Tech 37-26 W
1/1 at Detroit AC 18-27 L
1/2 at Akron 30-22 W
1/8 PRINCETON* 37-11 W
1/13 at Cornell* 17-16 W
1/14 at Syracuse 20-14 W
1/15 at Colgate 24-16 W
1/16 at Rochester 10-17 L
1/19 SWARTHMORE 21-31 L
1/23 WESLEYAN 34-9 W
1/30 CARLISLE 30-9 W
2/3 YALE* 15-22 L
2/4 at Brown 28-14 W
2/5 at Holy Cross 40-23 W
2/6 at Fordham 32-17 W
2/9 GETTYSBURG 52-19 W
2/12 at Columbia* 9-39 L
2/13 at Army 15-25 L
2/20 YALE* 31-15 W
2/23 COLGATE 27-23 W
2/27 CORNELL* 34-21 W
3/3 COLUMBIA* 28-12 W

1909-10: 11-10 (3-5 EIL/3rd)

Coach: Charles Keinath

Captain: Harry McNichol

N/A Navy 16-14 W
12/15 PENN STATE 28-17 W
N/A Princeton* 33-15 W
N/A Gettysburg 38-10 W
N/A Cornell* 11-28 L
N/A Syracuse 14-16 L
N/A Rochester 17-29 L
N/A Wesleyan 25-19 W
N/A Carlisle 30-9 W
N/A Yale* 31-20 W
N/A Carlisle 33-13 W
N/A Villanova 39-11 W
N/A CCNY 16-37 L
N/A Army 8-29 L
N/A Swarthmore 10-19 L
N/A Columbia* 11-33 L
N/A Princeton* 20-31 L
N/A Yale* 18-19 L
N/A Alumni 23-14 W
N/A Columbia* 13-19 L
N/A Cornell* 33-23 W

1910-11: 15-8 (5-3 EIL/2nd)

Coach: Charles Keinath

Captain: W.L. Marks

12/10 ST. JOHN'S 23-25 L
12/14 PENN STATE 30-22 W
12/17 PRINCETON* 25-14 W
1/6 VIRGINIA 32-11 W
1/7 BALTIMORE MED. 33-33 L
1/11 CARLISLE 35-22 W
1/13 ST. JOHN'S (Md.) 36-15 W
1/14 NAVY 23-32 L
1/18 DELAWARE 31-14 W
1/21 YALE* 34-17 W
1/28 NEW YORK U. 28-16 W
2/1 GETTYSBURG 29-15 W
2/3 YALE* 33-37 L
2/4 ARMY 18-16 W
2/9 PRINCETON* 27-19 W
2/13 COLUMBIA* 15-17 L
2/15 ALUMNI 30-28 W
2/18 CORNELL* 34-24 W
2/21 SWARTHMORE 16-23 L
2/23 at Oswego Normal 28-16 W
2/24 at Cornell* 14-16 L
2/25 at Rochester 25-30 L
3/4 COLUMBIA* 20-18 W

1911-12: 10-7 (6-4 EIL/3rd)

Coach: Charles Keinath

Captain: L.B. Walton

12/8 ST. JOHN'S 40-28 W
12/15 PRINCETON* 29-30 L
1/6 CARLISLE 26-16 W
1/13 YALE* 21-13 W
1/17 F & M 32-29 W
1/20 PRINCETON* 34-21 W
1/27 GETTYSBURG 20-12 W
2/2 YALE* 27-17 W
2/3 DARTMOUTH* 18-19 L
2/7 DARTMOUTH* 21-18 W
2/12 COLUMBIA* 10-15 L
2/17 CORNELL* 23-21 W
2/20 SWARTHMORE 11-32 L
2/22 at Syracuse 15-27 L
2/23 at Cornell* 23-18 W
2/24 at Rochester 12-17 L
3/2 COLUMBIA* 20-22 L



1948-49: 15-8 (8-4 EIL/t-2nd)
Coach: Howard Dallmar
Captain: Herbert Lyon
 12/8 at Swarthmore..... 61-44 W
 12/12 YALE*..... 60-72 L
 12/15 MUHLENBERG..... 67-61 W
 12/18 at Illinois..... 61-80 L
 12/20 at Notre Dame..... 42-55 L
 1/5 at Princeton*..... 52-65 L
 1/8 at Yale*..... 72-62 W
 1/12 MARYLAND..... 81-67 W
 1/15 CORNELL*..... 34-47 L
 1/20 at Dartmouth*..... (ot) 76-73 W
 1/22 LAFAYETTE..... 62-54 W
 1/29 ARMY..... 60-54 W
 2/5 at Cornell*..... 45-43 W
 2/9 GEORGETOWN..... 56-53 W
 2/12 at Columbia*..... 57-65 L
 2/16 LA SALLE..... 44-64 L
 2/19 HARVARD*..... 76-71 W
 2/23 at Navy..... (ot) 67-52 W
 2/26 DARTMOUTH*..... 64-43 W
 3/1 at Harvard*..... 78-63 W
 3/5 COLUMBIA*..... 57-47 W
 3/9 SAINT JOSEPH'S..... 72-76 L
 3/12 PRINCETON*..... 66-47 W

1949-50: 11-14 (4-8 EIL/5th)
Coach: Howard Dallmar
Captain: Phillips Harman
 12/7 SWARTHMORE..... 71-65 W
 12/10 at Yale*..... 51-57 L
 12/14 MARYLAND..... 54-52 W
 12/17 at Muhlenberg..... 57-75 L
 12/21 at Syracuse..... 65-91 L
 12/27 at Tampa..... 53-57 L
 12/29 at Miami (Fla.)..... 62-64 L
 12/30 at Miami (Fla.)..... 51-53 L
 1/7 LAFAYETTE..... 73-57 W
 1/11 PRINCETON*..... 53-72 L
 1/14 YALE*..... 44-51 L
 1/18 at Army..... 66-45 W
 1/21 DARTMOUTH*..... 83-42 W
 1/28 NAVY..... 72-69 W
 2/4 at Cornell*..... 35-54 L
 2/8 PENN STATE..... 66-49 W
 2/11 at Columbia*..... 46-51 L
 2/14 at Harvard*..... 95-77 W
 2/18 HARVARD*..... 77-66 W
 2/22 GEORGETOWN..... 73-78 L
 2/25 DARTMOUTH*..... 67-61 W
 3/1 COLUMBIA*..... 47-50 L
 3/4 CORNELL*..... 53-60 L
 3/8 DUKE..... 68-50 W
 3/11 PRINCETON*..... 59-60 L

1950-51: 19-8 (7-5 EIL/3rd)
Coach: Howard Dallmar
Captain: Hugh Jeffries
 12/2 at Scranton..... 76-59 W
 12/6 MARYLAND..... 75-64 W
 12/9 at Yale*..... 52-47 W
 12/13 at Swarthmore..... 65-60 W
 12/16 MUHLENBERG..... 92-52 W
 12/20 at Purdue..... 64-73 L
 12/22 at Illinois..... 65-75 L
 12/27 MICHIGAN..... 51-58 L
 12/29 STANFORD..... 59-58 W
 1/3 DUKE..... 85-76 W
 1/6 YALE*..... 96-51 W
 1/9 at Harvard*..... 61-47 W
 1/13 SYRACUSE..... 71-67 W
 1/17 at Columbia*..... 50-68 L
 1/20 GEORGETOWN..... 92-76 W
 1/27 DARTMOUTH*..... 81-67 W

2/3 at Cornell*..... 54-72 L
 2/7 at Princeton*..... 56-69 L
 2/10 HARVARD*..... 66-64 W
 2/14 at Navy..... 67-63 W
 2/17 at Dartmouth*..... 86-49 W
 2/21 CORNELL*..... 60-70 L
 2/24 GEORGIA TECH..... 83-77 W
 2/27 NOTRE DAME..... 71-60 W
 3/3 COLUMBIA*..... 58-63 L
 3/7 PENN STATE..... 61-58 W
 3/10 PRINCETON*..... 74-63 W

1951-52: 21-8 (9-3 EIL/2nd)
Coach: Howard Dallmar
Captain: Donald Scanlon
 12/8 MARYLAND..... 53-52 W
 12/12 at Muhlenberg..... 89-64 W
 12/15 SWARTHMORE..... 90-56 W
 12/19 at Pittsburgh..... 55-52 W
 12/20 at Michigan..... 68-63 W
 12/22 at Notre Dame..... 78-83 L
 12/27 at Tampa..... 83-84 L
 12/29 at Miami (Fla.)..... 89-64 W
 12/31 at South Carolina..... 87-54 W
 1/2 at Duke..... 52-62 L
 1/5 YALE*..... 81-55 W
 1/9 DELAWARE..... 79-54 W
 1/12 at Dartmouth*..... 73-67 W
 1/16 at Columbia*..... 66-64 W
 1/19 DARTMOUTH*..... 72-55 W
 1/26 BAINBRIDGE NTS..... 72-62 W
 2/2 at Cornell*..... 51-64 L
 2/6 at Harvard*..... 82-48 W
 2/9 PRINCETON*..... 77-79 L
 2/13 LA SALLE..... 58-74 L
 2/16 NAVY..... 70-65 W
 2/20 PENN STATE..... 54-52 W
 2/23 COLUMBIA*..... 77-71 W
 2/26 NOTRE DAME..... 67-66 W
 3/1 HARVARD*..... 92-52 W
 3/5 at Syracuse..... 76-94 L
 3/8 CORNELL*..... 76-62 W
 3/11 at Yale*..... 64-91 L
 3/15 at Princeton*..... 63-60 W

1952-53: 22-5 (10-2 EIL/1st)
EIL Champions
Coach: Howard Dallmar
Captains: Ernie Beck, Tom Holt
 12/6 MARYLAND..... 70-53 W
 12/10 MUHLENBERG..... 85-73 W
 12/13 DELAWARE..... 74-69 W
 12/17 at Swarthmore..... 79-54 W
 12/29 Wake Forest +..... 61-65 L
 12/30 Duke +..... 97-80 W
 12/31 North Carolina +..... 70-62 W
 1/3 PITTSBURGH..... 81-76 W
 1/6 at Yale*..... 64-76 L
 1/10 YALE*..... 63-51 W
 1/14 at Princeton*..... 55-53 W
 1/17 DARTMOUTH*..... 79-50 W
 1/31 PENN STATE..... 60-56 W
 2/4 COLUMBIA*..... 63-56 W
 2/7 at Cornell*..... 50-49 W
 2/11 at Navy..... 60-62 L
 2/14 ARMY..... 77-65 W
 2/19 SYRACUSE..... 71-67 W
 2/21 at Dartmouth*..... 55-65 L
 2/24 RUTGERS..... 55-48 W
 2/26 PRINCETON*..... 82-74 W
 2/28 HARVARD*..... 76-59 W
 3/4 at Columbia*..... 59-45 W
 3/7 CORNELL*..... 58-50 W
 3/9 at Harvard*..... 77-49 W
 3/13 Notre Dame ~..... 57-69 L

3/14 DePaul ~..... 90-70 W
 + Dixie Classic (Raleigh, N.C.)
 ~ NCAAs (Chicago, Ill.)

1953-54: 17-8 (10-4 EIL/3rd)
Coach: Howard Dallmar
Captain: Richard Heylman
 12/5 DELAWARE..... 78-50 W
 12/9 at Muhlenberg..... 78-63 W
 12/12 PENN STATE..... 67-72 L
 12/16 SWARTHMORE..... 84-54 W
 12/26 at N.C. State..... 60-71 L
 12/28 at Miami (Fla.)..... 67-54 W
 1/2 YALE*..... 86-65 W
 1/8 NAVY..... 78-60 W
 1/9 at Yale*..... 83-48 W
 1/14 at Columbia*..... 54-69 L
 1/16 BROWN*..... 77-63 W
 1/20 at Army..... 64-71 L
 1/23 DARTMOUTH*..... 78-67 W
 2/6 at Cornell*..... 61-46 W
 2/10 at Syracuse..... 78-74 W
 2/13 COLUMBIA*..... 65-42 W
 2/17 PRINCETON*..... 59-61 L
 2/19 at Brown*..... (ot) 79-67 W
 2/20 at Dartmouth*..... 56-48 W
 2/22 NOTRE DAME..... 57-62 L
 2/25 at Princeton*..... 61-77 L
 2/27 VIRGINIA..... 71-62 W
 3/3 HARVARD*..... 87-46 W
 3/6 CORNELL*..... (ot) 56-57 L
 3/8 at Harvard*..... 92-73 W

1954-55: 19-6 (10-4 EIL/t-1st)
Coach: Ray Stanley
Captains: Karl Hoagland, Bart Leach
 12/4 PURDUE..... 69-68 W
 12/8 at Swarthmore..... 86-58 W
 12/11 MUHLENBERG..... 71-52 W
 12/14 at Navy..... 77-65 W
 12/17 IOWA..... 87-75 W
 12/18 MICHIGAN STATE..... 73-67 W
 1/1 PITTSBURGH..... 75-81 L
 1/5 at Yale*..... 42-40 W
 1/6 at Harvard*..... 54-52 W
 1/8 PRINCETON*..... 83-75 W
 1/14 at Dartmouth*..... 52-54 L
 1/15 at Brown*..... 96-70 W
 1/21 ARMY..... 81-61 W
 1/22 YALE*..... 91-71 W
 2/5 at Cornell*..... 84-76 W
 2/8 at Columbia*..... 62-54 W
 2/12 DARTMOUTH*..... 70-78 L
 2/16 BROWN*..... 67-61 W
 2/18 HARVARD*..... 80-73 W
 2/19 CORNELL*..... 61-50 W
 2/23 SYRACUSE..... 87-86 W
 2/26 COLUMBIA*..... 82-90 L
 3/2 at Penn State..... 85-79 W
 3/5 at Princeton*..... 47-65 L
 3/7 Columbia I..... 71-73 L
 I EIL Playoff (Princeton, N.J.)

1955-56: 12-13
(9-5 Ivy/t-2nd; 0-4 Big 5/5th)
Coach: Ray Stanley
Captains: Joe Sturgis, Francis Mulroy
 12/7 at Swarthmore..... 72-60 W
 12/10 NAVY..... 66-69 L
 12/16 DUKE..... 80-98 L
 12/20 Temple #..... 72-93 L
 12/27 Oklahoma City +..... 62-74 L
 12/28 Texas Tech +..... 60-58 W

12/29 Idaho State +..... 79-84 L
 1/6 DARTMOUTH*..... 69-66 W
 1/7 BROWN*..... 63-54 W
 1/11 COLUMBIA*..... 74-82 L
 1/13 at Harvard*..... 78-86 L
 1/18 La Salle #..... 52-64 L
 1/28 SAINT JOSEPH'S #..... 60-72 L
 2/4 at Cornell*..... 72-67 W
 2/8 VILLANOVA #..... 74-89 L
 2/11 PENN STATE..... 79-72 W
 2/15 at Yale*..... 72-96 L
 2/18 at Princeton*..... 75-61 W
 2/22 HARVARD*..... 88-73 W
 2/24 at Brown*..... 90-79 W
 2/25 at Dartmouth*..... 60-74 L
 3/2 CORNELL*..... 78-83 L
 3/3 at Columbia*..... 60-58 W
 3/7 YALE*..... 67-60 W
 3/10 PRINCETON*..... 70-69 W
 + All-College Tournament (Oklahoma City, Okla.)

1956-57: 7-19
(3-11 Ivy/7th; 0-4 Big 5/5th)
Coach: Jack McCloskey
Captain: Louis Bayne
 12/1 RUTGERS..... 90-70 W
 12/5 at Swarthmore..... 100-85 W
 12/8 at Navy..... 50-80 L
 12/14 at Yale*..... 72-88 L
 12/15 at Brown*..... 66-72 L
 12/18 TEMPLE #..... 56-79 L
 12/27 Davidson +..... 83-79 W
 12/28 Penn State +..... 59-89 L
 12/29 Washington & Lee +..... 68-76 L
 1/5 PRINCETON*..... 64-67 L
 1/9 CORNELL*..... 77-72 W
 1/12 HARVARD*..... 65-63 W
 1/16 VILLANOVA #..... 47-63 L
 1/19 DARTMOUTH*..... 44-71 L
 1/26 LA SALLE #..... 73-84 L
 2/6 BROWN*..... 67-66 W
 2/9 at Columbia*..... 75-93 L
 2/13 PENN STATE..... 77-68 W
 2/15 SAINT JOSEPH'S #..... 71-79 L
 2/22 at Dartmouth*..... 56-72 L
 2/23 at Harvard*..... 83-98 L
 2/27 at Pittsburgh..... 76-94 L
 3/2 COLUMBIA*..... 66-83 L
 3/6 YALE*..... 54-60 L
 3/9 at Princeton*..... 67-72 L
 3/11 at Cornell*..... 65-74 L
 + Richmond Invitational (Richmond, Va.)





1/28 PRINCETON* 66-70 L
 2/3 HARVARD* 76-56 W
 2/4 DARTMOUTH* 71-47 W
 2/10 at Brown* 78-77 W
 2/11 at Yale* 64-71 L
 2/17 at Cornell* 68-79 L
 2/18 at Columbia* 60-68 L
 2/24 CORNELL* 81-90 L
 12/25 COLUMBIA* 93-72 W
 3/1 at Princeton* 16-25 L
 + Hurricane Classic (Miami, Fla.)

1967-68: 9-17
(4-10 Ivy/t-6th; 1-3 Big 5/5th)

Coach: Dick Harter
Captain: Tom Northrup
 12/2 NAVY 87-69 W
 12/6 at Rutgers 71-70 W
 12/9 at Kentucky 49-64 L
 12/12 at Delaware 68-80 L
 12/22 SAINT JOSEPH'S # 57-78 L
 12/27 WISCONSIN + 67-86 L
 12/28 PROVIDENCE + 61-48 W
 12/30 VILLANOVA + 44-45 L
 1/1 BOSTON UNIV. 75-56 W
 1/6 at Princeton* 47-73 L
 1/9 TEMPLE # 64-71 L
 1/12 at Harvard* 69-56 W
 1/13 at Dartmouth* (ot) 54-56 L
 1/17 VILLANOVA # 45-75 L
 1/24 LA SALLE # 57-45 W
 1/27 PRINCETON* 46-61 L
 2/2 at Columbia* 47-68 L
 2/3 at Cornell* 41-43 L
 2/9 BROWN* 61-53 W
 2/10 YALE* 63-72 L
 2/16 at Yale* (ot) 71-68 W
 2/17 at Brown* (ot) 49-52 L
 2/23 DARTMOUTH* 60-55 W
 2/24 HARVARD* 67-69 L
 3/1 COLUMBIA* 43-59 L
 3/2 CORNELL* 69-75 L
 + Quaker City Tourney (The Palestra)

1968-69: 15-10
(10-4 Ivy/3rd; 1-3 Big 5/t-4th)

Coach: Dick Harter
Captain: Peter Andrews
 12/2 LEHIGH 88-69 W
 12/4 RUTGERS 55-70 L
 12/7 at Navy 54-55 L
 12/11 DELAWARE 58-39 W
 12/14 KENTUCKY 78-102 L
 12/21 SAINT JOSEPH'S # 58-63 L
 12/27 Seton Hall + 76-74 W
 12/28 Rochester + 69-57 W
 1/3 PRINCETON* 56-59 L
 1/8 TEMPLE # 83-107 L
 1/10 HARVARD* 81-74 W
 1/11 DARTMOUTH* 72-68 W
 1/15 VILLANOVA # 32-30 W
 1/22 LA SALLE # 64-78 L
 1/25 at Princeton* 62-74 L
 1/31 at Dartmouth* 61-60 W
 2/1 at Harvard* 75-70 W
 2/7 CORNELL* 73-56 W
 2/8 COLUMBIA* 91-81 W
 2/14 at Brown* 61-48 W
 2/15 at Yale* 67-60 W
 2/21 BROWN* 58-52 W
 2/22 YALE* 85-74 W
 2/28 at Cornell* 62-64 L
 3/1 at Columbia* 56-69 L
 + Kodak Classic (Rochester, N.Y.)

1969-70: 25-2
(14-0 Ivy/1st; 4-0 Big 5/1st)
IVY LEAGUE/BIG 5 CHAMPIONS
Coach: Dick Harter
Captains: Carl Robbins, Ken Cohen, Jim Murphy

12/1 MUHLENBERG 115-79 W
 12/3 at Rutgers 80-71 W
 12/6 NAVY 89-66 W
 12/9 VIRGINIA 84-53 W
 12/13 PRINCETON* 85-62 W
 12/20 VILLANOVA # 59-55 W
 12/27 Boston College % 86-65 W
 12/29 Purdue % 85-88 L
 12/30 Saint Joseph's % 88-69 W
 1/5 at Princeton* 76-69 W
 1/9 DARTMOUTH* 89-75 W
 1/10 HARVARD* 103-71 W
 1/17 MASSACHUSETTS 75-65 W
 1/21 TEMPLE # 68-59 W
 1/24 SAINT JOSEPH'S #. (ot) 86-56 W
 1/27 LA SALLE # 76-67 W
 1/31 at Cornell* 64-60 W
 2/2 at Columbia* 57-52 W
 2/6 at Harvard* 86-77 W
 2/7 at Dartmouth* 96-68 W
 2/13 YALE* 70-62 W
 2/14 BROWN* 90-75 W
 2/20 at Yale* 87-71 W
 2/21 at Brown* 84-56 W
 2/27 COLUMBIA* 71-57 W
 2/28 CORNELL* 97-63 W
 3/7 Niagara ~ 69-79 L
 % Holiday Festival (New York, N.Y.)
 ~ NCAAs (Princeton, N.J.)

1970-71: 28-1
(14-0 Ivy/1st; 4-0 Big 5/1st)
IVY LEAGUE/BIG 5 CHAMPIONS
Coach: Dick Harter
Captain: Game-by-game

12/2 RUTGERS 85-71 W
 12/5 at Navy 59-45 W
 12/10 at New York U. 91-62 W
 12/12 at Ohio State 71-64 W
 12/19 LA SALLE # 107-88 W
 12/26 SYRACUSE + (ot) 85-77 W
 12/28 UTAH + 86-78 W
 12/29 TEMPLE + 76-55 W
 1/4 at Princeton* 70-62 W
 1/7 at Harvard* 81-62 W
 1/9 at Dartmouth* 92-77 W
 1/13 SAINT JOSEPH'S # 62-58 W
 1/16 MANHATTAN 91-68 W
 1/20 TEMPLE # 62-48 W
 1/23 VILLANOVA # 78-70 W
 1/28 PRINCETON* (ot) 66-62 W
 2/5 CORNELL* 79-46 W
 2/6 COLUMBIA* 92-79 W
 2/12 at Brown* 70-56 W
 2/13 at Yale* 91-77 W
 2/19 HARVARD* 103-72 W
 2/20 DARTMOUTH* 102-75 W
 2/26 BROWN* 96-82 W
 2/27 YALE* 93-63 W
 3/5 at Cornell* 108-64 W
 3/6 at Columbia* 70-58 W
 3/13 Duquesne ~1 70-65 W
 3/18 South Carolina ~2 79-64 W
 3/20 Villanova ~2 47-90 L
 + Quaker City Tourney (The Palestra)
 ~1 NCAAs (Morgantown, W.Va.)
 ~2 NCAAs (Raleigh, N.C.)

1971-72: 25-3
(13-1 Ivy/1st; 3-1 Big 5/t-1st)
IVY LEAGUE/BIG 5 CHAMPIONS
Coach: Chuck Daly
Captains: Corky Calhoun, Bob Morse

12/1 KING'S 97-67 W
 12/4 NAVY 94-74 W
 12/7 at Duke 50-49 W
 12/9 at Manhattan 87-66 W
 12/18 TEMPLE # 52-57 L
 12/23 at W. Kentucky 88-79 W
 12/28 Southern Cal + 88-67 W
 12/29 St. Bonaventure + 70-69 W
 1/7 DARTMOUTH* 92-62 W
 1/8 HARVARD* 81-52 W
 1/11 at Princeton* 56-69 L
 1/19 VILLANOVA # 74-64 W
 1/26 LA SALLE # 80-66 W
 1/29 PRINCETON* 82-59 W
 2/4 at Harvard* 84-60 W
 2/5 at Dartmouth* 86-66 W
 2/10 at Columbia* 69-59 W
 2/12 at Cornell* 98-61 W
 2/18 BROWN* 90-66 W
 2/19 YALE* 71-62 W
 2/25 CORNELL* 111-82 W
 2/26 COLUMBIA* 79-62 W
 2/29 SAINT JOSEPH'S # 77-64 W
 3/3 at Yale* 86-65 W
 3/4 at Brown* 37-33 W
 3/11 Providence ~1 76-60 W
 3/16 Villanova ~2 78-67 W
 3/18 North Carolina ~2 59-73 L
 + Kodak Classic (Rochester, N.Y.)
 ~1 NCAAs (Jamaica, N.Y.)
 ~2 NCAAs (Morgantown, W.Va.)

1972-73: 21-7
(12-2 Ivy/1st; 4-0 Big 5/1st)
IVY LEAGUE/BIG 5 CHAMPIONS
Coach: Chuck Daly
Captains: Phil Hankinson, Craig Littlepage

12/1 KING'S 94-54 W
 12/6 THE CITADEL 67-34 W
 12/9 at Navy 58-39 W
 12/13 SAINT JOSEPH'S # 54-53 W
 12/23 TEMPLE # 59-44 W
 12/27 at Cincinnati 65-71 L
 12/29 at San Francisco 77-84 L
 1/5 at Dartmouth* 65-55 W
 1/6 at Harvard* 66-61 W
 1/10 MASSACHUSETTS* 58-62 L
 1/13 at Princeton* 58-53 W
 1/17 VILLANOVA # 77-69 W
 1/20 MANHATTAN 52-51 W
 1/24 LA SALLE # 57-45 W
 1/30 PRINCETON* 54-64 L
 2/2 YALE* 76-56 W
 2/3 BROWN* 88-60 W
 2/9 COLUMBIA* 74-59 W
 2/10 CORNELL* 81-52 W
 2/16 at Cornell* 78-48 W
 2/17 at Columbia* 59-52 W
 2/23 at Brown* 51-53 L
 2/24 at Yale* 78-49 W
 3/2 HARVARD* 86-75 W
 3/3 DARTMOUTH* 74-46 W
 3/10 St. John's ~1 62-61 W
 3/15 Providence ~2 65-87 L
 3/17 Syracuse ~2 68-69 L
 ~1 NCAAs (Williamsburg, Va.)
 ~2 NCAAs (Charlotte, N.C.)

1973-74: 21-6
(13-1 Ivy/1st; 4-0 Big 5/1st)
IVY LEAGUE/BIG 5 CHAMPIONS
Coach: Chuck Daly
Captains: Bill Finger, John Jablonski, Whitey Varga

11/30 NEW HAMPSHIRE 93-43 W
 12/5 MANHATTAN 91-79 W
 12/8 NAVY 70-61 W
 12/11 at Wake Forest 61-69 L
 12/19 LA SALLE # 84-82 W
 12/26 CALIFORNIA + 63-64 L
 12/27 FORDHAM + 97-66 W
 12/29 ST. BONAVENTURE + 70-77 L
 1/5 at Princeton* 69-59 W
 1/8 TEMPLE # 43-42 W
 1/11 DARTMOUTH* 89-50 W
 1/12 HARVARD* 55-53 W
 1/15 SAINT JOSEPH'S # 55-53 W
 1/19 at South Carolina 57-67 L
 1/23 VILLANOVA # 83-61 W
 1/29 PRINCETON* 67-65 W
 2/1 CORNELL* 87-36 W
 2/2 COLUMBIA 73-36 W
 2/8 at Yale* 80-56 W
 2/9 at Brown* 65-66 L
 2/15 at Harvard* 75-68 W
 2/16 at Dartmouth* 96-70 W
 2/22 BROWN* 89-72 W
 2/23 YALE* 90-79 W
 3/1 at Columbia* 90-65 W
 3/2 at Cornell* 84-68 W
 3/9 Providence ~ 69-84 L
 + Quaker City Tourney (The Palestra)
 ~ NCAAs (Jamaica, N.Y.)

1974-75: 23-5
(13-1 Ivy/1st; 3-1 Big 5/2nd)
IVY LEAGUE CHAMPIONS
Coach: Chuck Daly
Captain: Ron Haigler

11/29 Middle Tennessee + 101-74 W
 11/30 at Clemson + 76-75 W
 12/7 NAVY 65-54 W
 12/10 GETTYSBURG 99-80 W
 12/14 VILLANOVA # 90-80 W
 12/21 NORTHEASTERN 109-72 W
 12/27 Ohio State \$ 94-106 L
 12/28 Florida \$ 100-88 W
 12/30 Tulsa \$ 75-81 L
 1/4 at Princeton* 49-50 L
 1/10 HARVARD* 103-75 W
 1/11 DARTMOUTH* 108-79 W
 1/18 LA SALLE # 65-67 L
 1/21 SAINT JOSEPH'S # 79-70 W
 1/25 at Providence 66-65 W
 1/28 PRINCETON* 75-57 W
 1/31 at Brown* 72-67 W
 2/1 at Yale* 79-67 W
 2/7 COLUMBIA* 113-69 W
 2/8 CORNELL* 83-64 W
 2/14 at Dartmouth* 80-70 W
 2/15 at Harvard* 103-81 W
 2/21 at Cornell* 95-75 W
 2/22 at Columbia* 72-69 W
 2/25 TEMPLE # 57-55 W
 2/28 YALE* 98-73 W
 3/1 BROWN* 89-59 W
 3/15 KANSAS STATE ~ 62-69 L
 + IPTAY Tournament (Clemson, S.C.)
 \$ Rainbow Classic (Honolulu)
 ~ NCAAs (The Palestra)



2000-01: 12-17 (9-5 Ivy/t-2nd; 0-4 Big 5/5th)

Coach: Fran Dunphy
Captain: Geoff Owens
11/17 at N.C. State + 64-77 L
11/18 Fordham + 78-81 L
11/28 at Davidson (ot) 81-84 L
12/2 at Penn State 74-84 L
12/7 LA SALLE # 59-61 L
12/9 MARYLAND 81-87 L
12/13 Seton Hall & 78-80 L
12/29 TEMPLE # 60-74 L
1/7 at Florida Int'l 69-59 W
1/10 DREXEL 63-68 L
1/12 COLUMBIA* 65-44 W
1/13 CORNELL* 64-49 W
1/17 at Delaware 66-76 L
1/20 at Lafayette 82-74 W
1/24 LEHIGH 87-74 W
1/27 SAINT JOSEPH'S # 61-67 L
2/2 YALE* 61-51 W
2/3 BROWN* 59-50 W
2/6 ^Villanova # 51-80 L
2/9 at Harvard* 62-77 L
2/10 at Dartmouth* 75-62 W
2/13 PRINCETON* 53-67 L
2/16 at Cornell* 59-57 W
2/17 at Columbia* 57-69 L
2/23 DARTMOUTH* 54-46 W
2/24 HARVARD* 70-47 W
3/2 at Brown* 77-85 L
3/3 at Yale* 63-38 W
3/6 at Princeton* 52-68 L

+ CoSIDA Classic (Raleigh, N.C.)
& at The Meadowlands
(East Rutherford, N.J.)
^ at First Union Center (Philadelphia)

2001-02: 25-7 (11-3 Ivy/t-1st; 4-0 Big 5/1st) CO-IVY LEAGUE/BIG 5 CHAMPIONS

Coach: Fran Dunphy
Captains: None
11/19 at Georgia Tech 79-74 W
11/22 Illinois + 71-78 L
11/23 Eastern Illinois + 77-60 W
11/24 Iowa State + 84-77 W
11/28 DREXEL 89-80 W
12/1 at American 61-51 W
12/5 VILLANOVA # (ot) 75-74 W
12/8 SAINT JOSEPH'S 61-67 L
12/22 DAVIDSON (ot) 71-75 L
12/30 at Temple # 68-62 W
1/5 at Lehigh 74-58 W
1/7 FLORIDA INT'L 75-49 W
1/11 at Dartmouth* 87-71 W
1/12 at Harvard* (ot) 75-78 L
1/17 DELAWARE 50-44 W
1/21 LAFAYETTE 73-66 W
1/26 SAINT JOSEPH'S # 62-60 W
1/29 at La Salle # (ot) 81-76 W
2/1 CORNELL* 75-63 W
2/2 COLUMBIA* 53-54 L
2/8 at Yale* 78-83 L
2/9 at Brown* 84-74 W
2/12 at Princeton* 62-38 W
2/15 HARVARD* 78-51 W
2/16 DARTMOUTH* 100-62 W
2/22 BROWN* 82-63 W
2/23 YALE* 72-63 W
3/1 at Columbia* 51-47 W
3/2 at Cornell* 78-53 W
3/5 PRINCETON* 64-48 W
3/9 Yale ! 77-58 W
3/15 California ~ 75-82 L

+ Las Vegas Invitational
! Ivy League Playoff (Easton, Pa.)
~ NCAAs (Pittsburgh, Pa.)

2002-03: 22-6 (14-0 Ivy/1st; 3-1 Big 5/2nd) IVY LEAGUE CHAMPIONS

Coach: Fran Dunphy
Captains: Andrew Toole, Koko Archibong
11/23 PENN STATE 62-37 W
11/25 DREXEL 62-71 L
12/3 at Delaware 59-60 L
12/7 TEMPLE # 71-46 W
12/10 ^Villanova # 72-58 W
12/30 at Providence (ot) 71-74 L
1/4 at Colorado 57-80 L
1/8 AMERICAN 66-55 W
1/11 at USC & 99-61 W
1/18 Monmouth % 98-54 W
1/21 at Lafayette 76-66 W
1/25 SAINT JOSEPH'S # 48-66 L
1/28 LA SALLE # 79-66 W
1/31 DARTMOUTH* 73-50 W
2/1 HARVARD* 75-59 W
2/7 at Cornell* 70-67 W
2/8 at Columbia* 47-40 W
2/11 PRINCETON* 65-55 W
2/14 YALE* 68-57 W
2/15 BROWN* 73-66 W
2/21 at Harvard* 82-66 W
2/22 at Dartmouth* 67-52 W
2/28 at Brown* 69-65 W
3/1 at Yale* 80-75 W
3/7 COLUMBIA* 63-39 W
3/8 CORNELL* 69-52 W
3/11 at Princeton* 74-67 W
3/21 Oklahoma State ~ 63-77 L
^ at First Union Center (Philadelphia)
& at The Forum (Los Angeles, Calif.)
% at Asbury Park (N.J.) Convention Ctr
~ NCAAs (Boston, Mass.)

2003-04: 17-10 (10-4 Ivy/t-2nd; 1-3 Big 5/4th) Coach: Fran Dunphy Captains: Adam Chubb, Charlie Copp, Jeff Schiffner

11/21 WISCONSIN 53-64 L
11/24 DREXEL 79-73 W
11/29 at Michigan State + 52-77 L
11/30 Indiana State + 86-48 W
12/6 SAINT JOSEPH'S # 59-67 L
12/9 VILLANOVA # 63-73 L
12/20 at Bucknell 58-49 W
12/28 St. John's & (2ot) 63-61 W
12/29 Manhattan & 49-47 W
1/7 LAFAYETTE 88-68 W
1/10 at Rider (ot) 72-77 L
1/14 at La Salle # 71-47 W
1/21 TEMPLE # 69-73 L
1/30 at Yale* 52-54 L
1/31 at Brown* (ot) 88-92 L
2/6 HARVARD* 104-69 W
2/7 DARTMOUTH* 67-49 W
2/10 at Princeton* 67-52 W
2/13 at Columbia* 91-76 W
2/14 at Cornell* 79-52 W
2/20 BROWN* 74-78 L
2/21 YALE* 69-61 W
2/27 CORNELL* 84-69 W
2/28 COLUMBIA* 64-50 W
3/5 at Dartmouth* 81-59 W
3/6 at Harvard* 77-56 W
3/9 PRINCETON* (ot) 70-76 L
+ Coca Cola Classic (East Lansing, Mich.)

& ECAC Holiday Festival (New York, N.Y.)

2004-05: 20-9 (13-1 Ivy/1st; 2-2 Big 5/3rd) IVY LEAGUE CHAMPIONS

Coach: Fran Dunphy
Captain: Tim Begley
11/16 QUINNIPIAC ! 74-60 W
11/18 at Providence ! 52-89 L
11/20 at Wisconsin 44-77 L
11/23 DREXEL 81-50 W
12/1 BUCKNELL 65-52 W
12/4 LA SALLE # 78-67 W
12/8 at Temple # 51-52 L
12/31 at Villanova # 64-74 L
1/4 at San Francisco 61-65 L
1/8 at Illinois-Chicago 47-57 L
1/12 RIDER (ot) 68-74 L
1/15 at Siena 89-62 W
1/18 at Lafayette 85-63 W
1/25 SAINT JOSEPH'S # 67-59 W
1/28 YALE* 65-41 W
1/29 BROWN* 83-60 W
2/4 at Harvard* 70-57 W
2/5 at Dartmouth* 68-44 W
2/8 PRINCETON* (ot) 70-62 W
2/11 COLUMBIA* 73-66 W
2/12 CORNELL* 64-50 W
2/18 at Brown* 79-62 W
2/19 at Yale* 60-78 L
2/25 at Cornell* 66-49 W
2/26 at Columbia* 80-72 W
3/4 DARTMOUTH* 64-37 W
3/5 HARVARD* 85-68 W
3/8 at Princeton* 64-56 W
3/17 Boston College ~ 65-85 L
! Preseason NIT
~ NCAAs (Cleveland, Ohio)

2005-06: 20-9 (12-2 Ivy/1st; 1-3 Big 5/4th) IVY LEAGUE CHAMPIONS

Coach: Fran Dunphy
Captain: Eric Osmundson
11/21 SIENA 82-77 W
11/26 DREXEL 68-60 W
11/29 COLORADO 60-78 L
12/2 NAVY 86-73 W
12/3 TEMPLE # 46-50 L
12/7 at Duke 59-72 L
12/13 VILLANOVA # 55-62 L
12/29 at Hawaii 58-55 W
12/31 at BYU-Hawaii 72-62 W
1/4 at The Citadel 84-49 W
1/9 at Fordham 63-78 L
1/13 CORNELL* 84-44 W
1/14 COLUMBIA* 87-55 W
1/16 LAFAYETTE 105-73 W
1/25 LA SALLE # 73-65 W
1/28 SAINT JOSEPH'S # 44-47 L
2/3 BROWN* 68-51 W
2/4 YALE* 74-52 W
2/10 at Dartmouth* 70-51 W
2/11 at Harvard* 81-68 W
2/14 PRINCETON* 60-41 W
2/17 at Columbia* 57-59 L
2/18 at Cornell* 67-56 W
2/24 HARVARD* (ot) 74-71 W
2/25 DARTMOUTH* 68-52 W
3/3 at Yale* 57-55 W
3/4 at Brown* (ot) 74-68 W
3/7 at Princeton* (ot) 59-60 L
3/17 vs. Texas ~ 52-60 L
~ NCAAs (Dallas, Texas)

2006-07: 22-9 (13-1 Ivy/1st; 2-2 Big 5/3rd) IVY LEAGUE CHAMPIONS

Coach: Glen Miller
Captains: Steve Danley, Ibrahim Jaaber, Mark Zoller
11/10 UTEP + 66-69 L
11/11 Syracuse + 60-78 L
11/12 St. Francis (N.Y.) + 86-56 W
11/18 FLA. GULF COAST 97-74 W
11/21 DREXEL 68-49 W
11/28 MONMOUTH 80-66 W
12/2 VILLANOVA # 89-99 L
12/7 at Navy 79-58 W
12/9 FORDHAM 60-77 L
12/21 ILL.-CHICAGO 90-78 W
12/23 at Seton Hall 85-94 L
1/3 at North Carolina 64-102 L
1/6 at Elon 66-64 W
1/12 at Cornell* 74-56 W
1/13 at Columbia* 89-43 W
1/18 at La Salle # 93-92 W
1/24 TEMPLE # 76-74 W
1/27 SAINT JOSEPH'S # 74-84 L
2/2 at Brown* 77-61 W
2/3 at Yale* 68-77 L
2/9 DARTMOUTH* 73-53 W
2/10 HARVARD* 67-53 W
2/13 PRINCETON* 48-35 W
2/16 COLUMBIA* 73-54 W
2/17 CORNELL* 83-71 W
2/23 at Dartmouth* 83-67 W
2/24 at Harvard* 80-78 W
3/2 YALE* 86-58 W
3/3 BROWN* 67-64 W
3/6 at Princeton* 64-48 W
3/15 vs. Texas A&M ~ 52-68 L
+ BCA Invitational (Syracuse, N.Y.)
~ NCAAs (Lexington, Ky.)

2007-08: 13-18 (8-6 Ivy/3rd; 0-4 Big 5/5th) Coach: Glen Miller Captain: Brian Grandieri

11/9 DREXEL (ot) 59-67 L
11/11 at Loyola (Md.) + 68-89 L
11/17 HOWARD + 65-80 L
11/20 THE CITADEL 93-77 W
11/23 VIRGINIA + 85-100 L
11/24 NAVY + 71-67 W
11/28 at Lafayette 69-81 L
12/1 at Villanova # 61-87 L
12/4 NORTH CAROLINA 71-106 L
12/8 at Monmouth 69-61 W
12/20 ELON 67-64 W
12/29 at Florida Gulf Coast 30-60 L
1/2 at Miami (Fla.) 62-88 L
1/5 NJIT 79-68 W
1/15 LA SALLE # 58-62 L
1/19 SAINT JOSEPH'S # 42-82 L
1/23 at Temple # 64-80 L
2/1 HARVARD* 73-69 W
2/2 DARTMOUTH* 68-66 W
2/8 at Columbia* 58-74 L
2/9 at Cornell* 74-87 L
2/12 PRINCETON* 70-65 W
2/15 BROWN* 61-66 L
2/16 YALE* 78-65 W
2/22 at Dartmouth* 88-62 W
2/23 at Harvard* 79-89 L
2/29 at Yale* 70-63 W
3/1 at Brown* 43-75 L
3/7 CORNELL* 92-94 L
3/8 COLUMBIA* 69-67 W
3/11 at Princeton* 60-47 W
+ Philly Hoop Group Classic





ALL-TIME RESULTS

2008-09: 10-18

(6-8 Ivy/t-6th; 0-4 Big 5/5th)

Coach: Glen Miller

Captains: None

11/15	at North Carolina	71-86 L
11/18	at Drexel	64-66 L
11/22	MONMOUTH	83-62 W
11/25	PENN STATE	73-85 L
11/29	at Albany	63-73 L
12/2	VILLANOVA #	47-69 L
12/5	NAVY	65-76 L
12/29	at UCF +	64-81 L
12/30	vs. Campbell +	78-67 W
1/5	LAFAYETTE	84-70 W
1/14	TEMPLE #	53-78 L
1/17	at NJIT	59-40 W
1/21	at La Salle #	70-79 L
1/24	SAINT JOSEPH'S #	68-80 L
1/30	at Harvard*	66-60 W
1/31	at Dartmouth*	60-63 L
2/6	COLUMBIA*	63-74 L
2/7	CORNELL*	73-88 L
2/13	at Brown*	73-52 W
2/14	at Yale*	68-63 W
2/17	at Princeton* (ot)	62-55 W
2/20	DARTMOUTH*	59-69 L
2/21	HARVARD*	60-66 L
2/27	YALE*	64-54 W
2/28	BROWN*	79-87 L
3/6	at Cornell*	59-83 L
3/7	at Columbia*	51-50 W
3/10	PRINCETON*	56-59 L

+ UCF Holiday Classic (Orlando, Fla.)

2009-10: 6-22

(5-9 Ivy/t-5th; 0-4 Big 5/5th)

Coach: Glen Miller (7 gms)/

Jerome Allen (21 gms)

Captains: Zack Rosen, Darren Smith

11/13	at Penn State	55-70 L
11/16	at Villanova #	65-103 L
11/21	DELAWARE	(2ot) 94-97 L
11/24	DREXEL	49-58 L
12/4	at Navy	67-73 L
12/8	ALBANY	60-78 L
12/12	at Monmouth	75-80 L
12/28	at Davidson	50-79 L
12/31	at Duke	55-114 L
1/3	at Lafayette	62-77 L
1/6	at UMBC	82-71 W
1/13	TEMPLE #	45-60 L
1/20	LA SALLE #	57-76 L
1/25	SAINT JOSEPH'S #	64-85 L
1/29	at Yale*	48-61 L
1/30	at Brown*	55-54 W
2/5	at Dartmouth*	53-51 W
2/6	at Harvard*	66-80 L
2/12	CORNELL*	79-64 W
2/13	COLUMBIA*	62-66 L
2/16	PRINCETON*	51-58 L
2/19	BROWN*	73-80 L
2/20	YALE*	81-69 W
2/26	at Columbia*	55-56 L
2/27	at Cornell*	48-68 L
3/5	HARVARD*	66-67 L
3/6	DARTMOUTH*	78-68 W
3/9	at Princeton*	56-68 L

2010-11: 13-15

(7-7 Ivy/4th; 1-3 Big 5/4th)

Coach: Jerome Allen

Captains: Jack Eggleston, Zack Rosen, Conor Turley

11/13	DAVIDSON	69-64 W
11/17	at Manhattan	54-59 L
11/20	DREXEL	56-77 L
11/23	LAFAYETTE	74-65 W
11/27	at Pitt	58-82 L
11/30	UMBC	71-59 W
12/4	vs. Army +	68-52 W
12/8	VILLANOVA #	53-65 L
12/22	at Delaware	78-68 W
12/29	at Marist	57-66 L
1/3	at Kentucky	62-86 L
1/12	at La Salle # (ot)	83-89 L
1/19	at Temple #	56-73 L
1/22	SAINT JOSEPH'S #	73-61 W
1/28	YALE*	66-58 W
1/29	BROWN* (ot)	80-78 W
2/4	DARTMOUTH*	78-47 W
2/5	HARVARD* (2ot)	82-83 L
2/8	at Princeton* (ot)	59-62 L
2/11	at Cornell* (ot)	71-82 L
2/12	at Columbia*	62-75 L
2/18	at Brown*	70-62 W
2/19	at Yale*	60-58 W
2/25	COLUMBIA*	64-54 W
2/26	CORNELL*	72-74 L
3/4	at Harvard*	64-79 L
3/5	at Dartmouth*	70-58 W
3/8	PRINCETON*	58-70 L

+ at IZOD Center, East Rutherford, N.J.

2011-12: 20-13

(11-3 Ivy/2nd; 1-3 Big 5/4th)

Coach: Jerome Allen

Captain: Zack Rosen

11/11	at UMBC	59-45 W
11/14	TEMPLE # (ot)	67-73 L
11/17	at Rider + (ot)	78-72 W
11/19	ROBERT MORRIS +	66-60 W
11/22	WAGNER	65-71 L
11/25	PITT +	58-78 L
11/26	JAMES MADISON +	58-60 L
11/29	MANHATTAN	75-72 W
12/3	at Villanova #	65-73 L
12/7	DELAWARE	69-60 W
12/10	vs. UCLA \$	73-77 L
12/23	MARIST	84-71 W
12/29	at Davidson	70-75 L
1/1	at Duke	55-85 L
1/4	at Lafayette	78-73 W
1/10	LA SALLE #	57-68 L
1/13	at Columbia*	66-64 W
1/14	at Cornell*	64-52 W
1/21	SAINT JOSEPH'S #	84-80 W
1/30	PRINCETON*	82-67 W
2/3	at Yale*	53-60 L
2/4	at Brown*	65-48 W
2/10	HARVARD*	50-56 L
2/11	DARTMOUTH*	58-55 W
2/17	CORNELL*	73-66 W
2/18	COLUMBIA* (ot)	61-59 W
2/24	at Dartmouth*	57-54 W
2/25	at Harvard*	55-54 W
3/2	BROWN*	54-53 W
3/3	YALE*	68-47 W
3/6	at Princeton*	52-62 L
3/14	QUINNIPIAC (CBI)	74-63 W
3/19	BUTLER (CBI)	53-63 L

+ Philly Hoop Group Classic game
\$ at Honda Center (Anaheim, Calif.)
(CBI) = College Basketball Invitational

