

How will the carbon price affect your average weekly grocery shop?

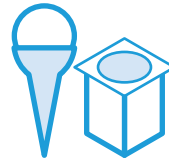
Dairy and related products



+



+



=



Milk

Cheese

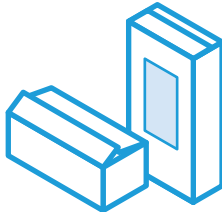
Other dairy

LESS THAN 10¢ PER WEEK
On average


Bread and cereal products



+



+



=



Bread

Breakfast cereals


Cakes & biscuits

LESS THAN 10¢ PER WEEK
On average

Fruit, vegetables & juice



+



+



=



Fruit

Vegetables


Juice

AROUND 10¢ PER WEEK
On average


Meat and seafoods



+



+



=



Lamb & Beef

Pork & Chicken

Seafood

AROUND 10¢ PER WEEK
On average

*Source: The impact of a carbon price on household expenditure as modelled by Treasury for the Clean Energy Future Package announced on 10 July 2011 by the Government, Treasury. Figures are estimated (average price impacts across all households per week) following introduction of a \$23 carbon price in 2012-2013 by CPI subgroup.

For more information on how Australia is moving towards a clean energy future go to the website

www.cleanenergyfuture.gov.au



Australian Government

working together for a
cleanenergyfuture