

# STEPHEN F. AUSTIN

F O O T B A L L



## 2013 MEDIA GUIDE

# 2013 Stephen F. Austin Lumberjack Football Schedule

<b>Date</b>	<b>Opponent</b>	<b>Location</b>	<b>Time</b>
Aug. 31	@Weber State	Ogden, Utah	7 p.m.
Sept. 7	@Texas Tech	Lubbock, Texas	6 p.m.
<b>Sept. 14</b>	<b>McMurry</b>	<b>Nacogdoches</b>	<b>6 p.m.</b>
<b>Sept. 21</b>	<b>Montana State</b>	<b>Nacogdoches</b>	<b>6 p.m.</b>
<b>Sept. 28</b>	<b>Prairie View A&amp;M#</b>	<b>Nacogdoches</b>	<b>6 p.m.</b>
Oct. 12	@Southeastern Louisiana*	Hammond, La.	7 p.m.
<b>Oct. 19</b>	<b>Nicholls State*!</b>	<b>Nacogdoches</b>	<b>3 p.m.</b>
Oct. 26	@Central Arkansas*	Conway, Ark.	3 p.m.
Nov. 2	vs. Sam Houston State*~	Houston, Texas	3 p.m.
<b>Nov. 9</b>	<b>McNeese State*</b>	<b>Nacogdoches</b>	<b>3 p.m.</b>
Nov. 16	@Lamar*	Beaumont, Texas	6 p.m.
Nov. 23	@Northwestern State*	Natchitoches, La.	3 p.m.

\* Southland Conference Game

Home Games in **Bold**

Times local and subject to change

# Parents' Weekend

! Homecoming/Hall of Fame Weekend

~ Game played in Reliant Stadium (Houston, Texas)

## SFA Quick Facts


Location.....	Nacogdoches, TX
First Classes.....	1923
Enrollment.....	12,999
First Season.....	1923
Nickname.....	Lumberjacks
School Colors.....	Purple and White
Stadium/Capacity.....	Homer Bryce Stadium/14,575
Surface.....	Artificial: Hellas' Matrix Turf
Affiliation.....	NCAA Division I (FCS)
Conference.....	Southland
President.....	Dr. Baker Pattillo
Director of Athletics.....	Robert Hill
Associate AD.....	Matt Fenley
Assistant AD.....	Rob Meyers
Assistant AD.....	John Branch
Assistant AD.....	Rob McDermand
National Playoffs ...Six (1988, 1989, 1993, 1995, 2009, 2010)	
Final Four Appearances.....	1989, 1995
SLC Titles.....	Four: 1989, 1999, 2009, 2010
2012 Record.....	5-6
2012 SLC Record.....	4-3/T4th
Base Offense.....	Spread
Base Defense.....	4-3
Lettermen Returning/Lost.....	49/21
Starters Returning/Lost.....	16/12
Head Coach.....	J.C. Harper
Alma Mater.....	Clemson, 1989
SFA/Career Record.....	34-36/Seventh Season
Defensive Coord./Linebackers.....	David Gibbs
Asst. Head Coach/ST Coord/RBs.....	Arlington Nunn
Offensive Coord./Offensive Line.....	Chris Truax
Defensive Ends.....	Kevin Carberry
Defensive Tackles.....	Jake Morrison
Outside Receivers.....	Troy Rogers
Recruiting Coord./Inside Receivers.....	Nathan Schneider
Quarterbacks.....	Jeremy Moses
Defensive Backs.....	Devin Ducote
Strength and Conditioning.....	Dan Eason
Director of Media Relations.....	James Dixon
Office Phone.....	(936) 468-2606
Cell Phone.....	(936) 552-1171
E-mail Address.....	jdixon@sfasu.edu
Asst. Director of Media Relations.....	TBA
Office Phone.....	(936) 468-5801
Cell Phone.....	TBA
E-Mail Address.....	TBA
Asst. Director of Media Relations.....	Kenny Bybee
Office Phone.....	(936) 468-5800
Cell Phone.....	(979) 451-2123
E-Mail Address.....	bybeeka@sfasu.edu
Sports Info Fax.....	(936) 468-4593
Press Box Phone.....	(936) 468-3910/3911
Mailing Address	P.O. Box 13010, SFA Station Nacogdoches, TX 75962-3010
Overnight Address	SFA Athletic Fieldhouse Homer Bryce Stadium Nacogdoches, TX 75962
Web Site Address.....	www.sfajacks.com
Facebook.....	facebook.com/sfalumberjacks
Twitter.....	twitter.com/sfa_athletics

## Table of Contents

SFA Quick Facts.....	1
Homer Bryce Stadium.....	2
Stadium Records.....	3
Head Coach.....	4-5
Assistant Coaches.....	6-11
2013 Roster.....	12-13
Player Bios.....	14-33
Newcomer Bios.....	33-38
2012 Game Recaps.....	39-42
2012 Results and Statistics.....	44-47
2012 SLC Results and Statistics.....	48-49
Lumberjack Records.....	50-59
Year-By-Year Stats.....	60-63
Former Letterwinners.....	64-68
Coaching Records.....	68
Year-By-Year Results.....	69-74
All-Time Series Results.....	75-78
Lumberjacks in the Pros.....	79
Lumberjack Honors.....	80
All-Southland Conference Selections.....	81-82
Postseason Play.....	83-85
Media Information.....	86-87



**Credits:** The 2013 Lumberjack Football media guide was written and edited by Director of Media Relations James Dixon. Research and editorial assistance provided by Assistant Director of Media Relations and Kenny Bybee. Photography by Hardy Meredith, SFA Public Affairs. Cover design by Director of Media Relations James Dixon. Printing by SFA Printing.



The Lumberjacks have made Homer Bryce Stadium one of the toughest places for opponents to play. SFA has posted a 19-3 (.864) record at home in the last three seasons.

The 'Jacks ushered in a new era in 2003 with the addition of luxury suites and the Touchdown Club located in the remodeled press box. The suites and Touchdown Club continue to be a big hit.

Prior to the start of the 2013 season, SFA replaced the surface at Homer Bryce Stadium. During the summer, a Hellas' Matrix Turf was installed. The surface includes more color than the previous turf. It consists of purple end zones with white lettering. The north end zone will have "Stephen F. Austin" and the south "Lumberjacks" with the new SFA logo at the 50-yard line.

Prior to the press box renovation, the last major renovation was the addition of a new wing to the field house, located at the north end of the stadium.

The east wing of the field house is a two-story structure housing football offices and meeting rooms on the top floor and visitor dressing rooms on the ground floor.

Lumberjack Stadium, as it was first called, opened in time for the 1973 season with 14,575 seats, all between the 20-yard lines. The bowl-type construction of the stadium also affords blanket seating on the steep grassy banks that surround the field, increasing capacity to more than 25,000. In fact, the largest crowd to ever see a football game in the stadium was listed as 23,617 when the



Lumberjacks took on McNeese State in 1995.

The 'Jacks defeated Cameron University 17-0 in the first game played in the stadium on Sept. 8, 1973, and have gone on to post a 138-96-2 (.589) record in the facility. SFA also is 4-1 in postseason play in the stadium.

In 1986, the stadium was renamed Homer Bryce Stadium in honor of SFA benefactor Homer Bryce. Bryce's association with SFA began in the 1930s when he attended the school as a student and ran track for the Lumberjacks. He served as a member of the SFA Board of Regents from 1974 until his retirement in 1994. Bryce passed away in July 1996.

The stadium also is one of the top track and field facilities in East Texas. During the summer of 2006, the track surface was replaced with a state-of-the-art Tartan polyurethane surface. The 400-meter track surface meets all NCAA and IAAF requirements.

Prior to the 2007 season, SFA remodeled the football locker room. SFA replaced the carpet, added more lockers and installed four flatscreen, high-definition televisions.

The artificial playing surface has made an impact on SFA and Nacogdoches. Homer Bryce Stadium is the host to numerous high school football playoff games and marching band contests involving East Texas public schools. The stadium has also hosted the Region III Class A Track and Field meet. Three times in the past 13 years SFA

and Homer Bryce Stadium hosted the SLC Outdoor Track and Field Championships.

The Lumberjacks will play five home games at Homer Bryce Stadium this fall.



### Stadium Records

**FIRST SFA WIN**  
SFA 17, Cameron University 0 (9/8/73)

**FIRST SFA LOSS**  
Howard Payne 34, SFA 10 (9/22/73)

**FIRST TIE GAME**  
SFA 13, Prairie View A&M 13 (1987)

**FIRST OVERTIME GAME**  
SFA 38, Central Oklahoma 31 (8/31/00)

**STADIUM RECORD**  
138-96-2 (.589)

**OVERTIME RECORD**  
SFA is 4-1 (.800) in overtime games at home

**LARGEST CROWD**  
23,617, SFA vs. McNeese State (10/28/95)

**SFA WIN STREAK**  
9 Games, 2009-10

**SFA UNBEATEN STREAK**  
9 Games (8-0-1) — 1994-95, (9-0-0) — 2009-10

**SFA LOSS STREAK**  
7 Games, 1980-81

**LARGEST WIN MARGIN**  
SFA 92, Texas College 0 (9/12/09)

**LARGEST MARGIN OF LOSS**  
Texas A&I 77, SFA 7 (10/9/76)

### Team Records

**MOST POINTS BY SFA**  
92, vs. Texas College (9/12/09)

**MOST COMBINED POINTS**  
115, by SFA 59 vs. Grambling 56 (11/25/89)

**MOST POINTS BY A VISITOR**  
77 by Texas A&I (10/9/76)

**MOST YARDS TOTAL OFFENSE**  
778 yards by Texas A&I (10/9/76)

### Individual Records

**POINTS**  
30 by Wade Wilson, East Texas State (11/15/80)

**TOTAL OFFENSE**  
595 yards Doug Pederson, Northeast La. (11/11/89)

**YARDS RUSHING**  
289 by Isiah Stoker vs. Jacksonville State (10/30/99)

**RUSHING ATTEMPTS**  
35 Larry Centers, vs. Southwest Texas (11/14/88)

**LONGEST RUSH**  
80 yards, Karl Cooper, Howard Payne (11/7/81)

**YARDS PASSING**  
619, Doug Pederson, Northeast Louisiana (11/11/89)

**PASSES ATTEMPTED**  
76, Matt Nichols, Eastern Washington (11/28/09)

**PASSES COMPLETED**  
46, Doug Pederson, Northeast Louisiana (11/11/89)

**TOUCHDOWN PASSES**  
8, Todd Hammel, SFA vs. Northeast Louisiana (11/11/89)

**LONGEST PASS PLAY**  
96 yards, Vincent Brisby from Wendel Lowrey, Northeast Louisiana (11/16/91)

**PASS RECEPTIONS**  
15, Duane Brooks, vs. Eastern Washington (11/28/09)

**YARDS RECEIVING**  
228 yards, Reggie McGowen, Abilene Christian (11/5/85)

**FIELD GOALS**  
5, Chuck Rawlinson, SFA vs. Prairie View (9/10/88)  
5, Jeff Wilkins, Youngstown State vs. SFA (9/11/93)

**LONGEST FIELD GOAL**  
58 yards, Chuck Rawlinson, SFA vs. SHSU (11/2/91)

Team	Won	Lost	Tie
Abilene Christian	4	3	0
Albany	1	0	0
Alcorn State	2	0	0
Angelo State	3	4	0
Arkansas-Monticello	2	0	0
Baker University	1	0	0
Boise State	0	1	0
Cal State Northridge	1	0	0
Cameron University	1	1	0
Central Arkansas	2	2	0
Central Oklahoma	1	0	0
Delta State	3	1	0
East Texas State	2	3	0
Eastern Illinois	1	0	0
Eastern New Mexico	1	0	0
Eastern Washington	2	1	0
Florida International	0	1	0
Grambling State	1	0	0
Henderson State	5	2	0
Howard Payne	4	3	0
Idaho	0	1	0
Jackson State	2	1	0
Jacksonville State	4	0	0
Kentucky Wesleyan	1	0	0
Lamar	4	2	0
Langston	1	0	0
Livingston	1	0	0
Louisiana-Monroe	1	1	0
<b>McMurry</b>	<b>1</b>	<b>0</b>	<b>0</b>
<b>McNeese State</b>	<b>7</b>	<b>6</b>	<b>0</b>
Mississippi College	0	2	0
Montana	0	1	0
<b>Montana State</b>	<b>1</b>	<b>1</b>	<b>0</b>
New Hampshire	1	0	0
<b>Nicholls State</b>	<b>12</b>	<b>3</b>	<b>0</b>
North Dakota	1	0	0
North Dakota State	0	1	0
North Texas	1	3	1
Northern Arizona	1	0	0
Northern Iowa	1	3	0
Northwestern State	8	12	0
Portland State	0	2	0
<b>Prairie View A&amp;M</b>	<b>4</b>	<b>0</b>	<b>1</b>
Sacramento State	1	0	0
Samford	1	0	0
Sam Houston State	9	10	0
South Dakota State	0	1	0
Southeastern Louisiana	3	2	0
Southern Utah	2	0	0
Southwest Missouri	1	0	0
Southwestern Oklahoma	1	0	0
Sul Ross State	1	0	0
Tarleton State	2	2	0
Texas A&I	3	3	0
Texas A&M-Commerce	3	3	0
Texas College	1	0	0
Texas Lutheran	1	1	0
Texas Southern	1	0	0
Texas State	11	9	0
Troy State	2	1	0
UC Davis	1	0	0
Wingate University	1	0	0
West Texas A&M	2	0	0
Western Illinois	1	1	0
Youngstown State	1	1	0
<b>TOTALS</b>	<b>138</b>	<b>96</b>	<b>2</b>

*Bold italics* indicates 2013 home opponents.

# J.C. HARPER

Head Coach



**HEAD COACH**

**34-36 (.486)/SEVENTH SEASON**

Clemson, 1989

Two-Time SLC  
Coach of the Year

Entering his ninth season with the Lumberjack football program, J.C. Harper is in his seventh season as Stephen F. Austin's head coach. The architect of SFA's most successful two-year stretch in program history, and one of the nation's most explosive offenses, the 'Jacks hold one of the Southland Conference's best records over the course of the past four seasons, a stretch which includes two SLC titles, two top-10 finishes and consecutive trips to the NCAA playoffs. The two-time SLC Coach of the Year is only 14 wins shy of becoming the school's all-time winningest head coach.

Harper had to build the Lumberjack program from the ground up. Taking over a program that went 0-11 during his first season, Harper orchestrated one of the nation's biggest turnarounds guiding the Lumberjacks to a conference title just two seasons later. SFA ended the season ranked among the nation's top 10, and advanced to the second round of the FCS playoffs. It was the first Southland Conference title for SFA since 1999.

Following the '09 campaign, Harper was recognized for his efforts being named the SLC Coach of the Year, and finishing second by only two points for the Eddie Robinson National Coach of the Year Award.

Just for good measure, Harper's troops repeated that winning formula the following season by recording another Southland title, its second-straight top-10 ranking and received a bye in the opening round of the playoffs. It marked the first time in program history that a Lumberjack football team won back-to-back conference titles at any level. In addition to the

**4 STEPHEN F. AUSTIN**

team's success, quarterback Jeremy Moses became the first player in SFA and Southland history to win the Walter Payton Award, the FCS' version of the Heisman Trophy.

Although Harper's background was on the defensive side of the ball, the two-time Southland Coach of the Year has produced some of the nation's most explosive offenses since 2008. The 2013 season marked the third time in the past four years SFA has led the nation in passing offense during the regular season. The Lumberjacks have been ranked among the nation's top six in passing each of the past five seasons, with two passing national titles. SFA has ranked among the nation's top 10 in total offense each of the past four seasons, and among the nation's top 10 in scoring offense in three of the last four seasons.

In addition to the two passing national titles recorded under Harper, SFA has also led the nation in several other categories. During the 2011 season, the Lumberjacks posted the nation's top mark in sacks, tackles for losses and pass protection.

Harper's athletes have reaped the benefits of his time as head coach. Over the course of the past six seasons 93 SFA athletes have earned All-SLC honors, including 26 first-team selections and 55 have received All-America honors including 2010 Walter Payton Award winner Jeremy Moses, and 2013 CFPA Elite Defensive Performer Willie Jefferson. In addition to that, Harper has produced three league newcomers of the year, two players

of the year, two defensive players of the year, an SLC offensive player of the year and has had two players drafted, and nine others signed free agent contracts.

Harper came to Nacogdoches as the defensive coordinator prior to the 2005 season. In his first year, Harper was given the task of guiding a youthful defense through the rigors of one of the nation's toughest schedules. During his second year on the job, Harper began to see some of the fruits of his labor. Harper turned a defense that finished near the bottom in every statistical category in 2005, into the most effective defense in the league. SFA led the SLC in scoring defense, rush



defense and total defense during league games in 2006.

A 23-year veteran of collegiate coaching, Harper was at Western Michigan prior to joining the SFA staff. He was the defensive coordinator for coach Gary Darnell in 2004 and served as the defensive line coach in 2003. His defensive line was ranked third-best in the MAC. He also coached Jason Babin, a first-round draft pick of the Houston Texans while at WMU.

Prior to Western Michigan, Harper spent four seasons as an assistant in the SLC helping Northwestern State and McNeese State to three playoff appearances. Harper was the defensive coordinator and assistant head coach for Scott Stoker at Northwestern State in 2002 when the Demons posted a 9-4 record and earned an FCS playoff spot. The Demons were first in the SLC in total defense in 2002, giving up only 276.6 yards per game.

Harper also spent a season as the defensive coordinator at Southwest Missouri State in 1997 and served an earlier stint as the defensive line coach at Western Michigan in 1996. He spent four seasons as the defensive line coach at Southwest Missouri State from 1992-96.

Following a four-year playing career at Clemson, where the Tigers won three ACC Championships, Harper began his coaching career as a graduate assistant at North Carolina under Mack Brown. He later served two seasons as a graduate assistant for coach Lou Holtz at Notre Dame.

Harper and his wife, Marcie, are the parents of a son, Michael (7) and daughter, Emma (3).

## HARPER vs. OPPONENTS

Albany.....	1-0
Baylor .....	0-1
Central Arkansas .....	3-3
Eastern Washington .....	1-0
Kentucky Wesleyan .....	1-0
Lamar .....	3-0
Langston.....	1-0
McMurry .....	1-0
McNeese State.....	3-3
Montana .....	0-1
Montana State.....	0-1
Nicholls.....	5-1
North Dakota .....	1-0
North Dakota State.....	0-1
Northern Iowa.....	1-1
Northwestern State .....	4-2
Sam Houston State .....	2-4
SMU .....	0-2
South Dakota State .....	0-2
Southeastern Louisiana.....	4-2
Southwestern Oklahoma.....	1-0
Tarleton State .....	0-1
TCU .....	0-1
Texas A&M.....	0-1
Texas College .....	1-0
Texas State .....	0-6
Villanova .....	0-1
Western Illinois .....	1-2

Head Coach



## Arlington NUNN



**ASST. HC/ST COORDINATOR/  
RUNNING BACKS**

**NINTH SEASON**

**Clemson, 1991**

Arlington Nunn is in his second stint at SFA, returning to the Piney Woods in January 2005 and entering his eighth season with the 'Jacks and his third working with the SFA secondary. Nunn is entering his first season coaching the running backs, and serving as the special teams coordinator, after spending the previous eight seasons working with the Lumberjack receivers and secondary.

Nunn has made a name for himself in Nacogdoches of transforming his athletes into one of the best groups in the Southland Conference. In three seasons working with the Lumberjack wide outs, he has produced three all-conference selections, including Dominique Edison who would go on to become an All-American, the school's all-time leading receiver and a NFL draft selection. Nunn was then switched to the defensive side of the ball taking over the Lumberjack secondary. He immediately turned the defensive backs into one of the most improved units in the nation. In 2009, newcomers Andre Banks and Josh Aubrey earned all-conference honors, while Cory Barlow turned in a career year closing out his senior season earning honorable mention All-America honors.

Nunn has produced 12 All-SLC selections in the past eight years, including three first-team selections. Nunn has also coached a former conference newcomer of the year and four All-Americans.

Nunn originally came to Nacogdoches in 1996 where he spent five seasons working with the 'Jacks' linebackers and secondary. He helped tutor two-time All-American and former Pro Bowl linebacker Jeremiah Trotter. He also was a member of the 1999 coaching staff that guided the 'Jacks to a Southland Football League title. The Clearwater, Fla., native has made stops at Baylor, Navarro Junior College and Sam Houston State before arriving on the SFA campus in 1996. After leaving Nacogdoches, Nunn spent three years as the receivers' coach at Troy State and was the running backs' coach at Mississippi in 2004.

A 1991 graduate of Clemson, Nunn was a stand-out performer for the Tigers, helping Clemson to four-straight 10-2 records and two ACC titles. An Academic All-ACC pick as a junior, Nunn was a member of the Tigers' top-ranked defensive unit during his final season.

A 19-year college coaching veteran, Nunn holds a Bachelor of Science in marketing from Clemson and a Master of Science in education from Baylor. Nunn and his wife, Monique, are the parents of two daughters, Alyssa (10) and Aria (4).

## David GIBBS



**DEFENSIVE COORDINATOR/  
LINEBACKERS**

**SIXTH SEASON**

**SFA, 1989**

David Gibbs is entering his sixth season as SFA's defensive coordinator and also coaches the Lumberjack linebackers.

SFA has had one of the most productive defenses, and produced some of the nation's top talent during Gibbs' five years on campus. The Lumberjacks have ranked among the nation's top 25 in sacks every season under Gibbs, including three top-10 marks. SFA has also landed among the nation's top 20 in tackles for losses (TFLs) in each of the past four years, including the 2011 season when it led the nation in sacks and tackles for losses. The 'Jacks' rush defense has been ranked among the top 25 three times during that stretch, and SFA was 14th nationally in total defense during the 2011 season.

The players have reaped the benefits of Gibbs' tutelage during his time as coordinator. The Lumberjack defense has produced numerous All-Americans, including Willie Jefferson who was named 2012 CFP Elite Defensive Performer, two conference defensive players of the year, and former linebacker Jabara Williams was drafted by the NFL. In addition to Williams' selection in the 2011 draft, Jefferson and corner Josh Aubrey signed NFL free agent contracts.

After a slow start to the 2011 season that saw SFA stumble to a 1-5 start, Gibbs made some changes and the Lumberjacks immediately became one of the more stingy units in the country. The 'Jacks had only 11 sacks through the first six games, but closed the season strong leading the nation in both sacks (4.4 pg) and tackles for losses (10.2 pg). Led by an intimidating defense, SFA won its final five games and produced the SLC Newcomer of the Year, Willie Jefferson. The Baylor transfer set school (4.5 sacks) and conference (5.0 sacks) records for sacks in a game.

As a team SFA closed out the 2011 campaign ranked among the nation's top 15 in total defense. The 'Jacks allowed their opponents fewer than 310 yards of offense per game, and also ranked among the nation's top 25 in rush defense (128.7 pg).

The Lumberjack defense was at the top of the conference in 2010 as well. SFA led the league in total defense during conference games surrendering less than 317 yards per game. Senior linebacker Jabara Williams and Kenneth Charles received numerous All-America honors, and Williams was once again named as a finalist for the Buck Buchanan Award. The 2010 season also marked the second consecutive year that SFA had a player named league defensive player of the year (Tim Knicky and Jabara Williams).



In addition to the NFL selections, several athletes have received individual honors under Gibbs' guidance. A former All-American during his playing days, Gibbs has coached 37 all-conference selections, including 13 first-team honorees, 21 All-Americans, two SLC Defensive Players of the Year and two league newcomers of the year.

Gibbs came to SFA from Texas A&M-Commerce where he was the defensive coordinator for one of the top defensive units in the nation. The Lions finished 31st in the country in total defense, and 26th in run defense, while helping guide Commerce to its first LSC North Division title in school history. Gibbs' defense produced six first-team all-conference selections, including the conference defensive lineman of the year, and two all-region honorees.

Gibbs began his coaching career in 1989 as a student assistant at SFA, before being promoted to defensive tackle coach, where he served for the next six seasons. During his final five seasons, Gibbs also took on the role of recruiting coordinator and helped bring in some of the biggest names to wear the Lumberjack uniform.

During that time, SFA had five nationally ranked teams, including two top-five squads (1989 and 1995). The 'Jacks set a school record for wins (12 in 1989), recorded their highest finish in the NCAA Division I-AA poll (3rd in 1989), won an SLC title and advanced to the finals of the 1989 Division I-AA playoffs and the semifinals of the 1995 playoffs.

During his playing days, Gibbs was a member of one of the best defenses in school history. A four-year letterman, Gibbs wrapped up his collegiate career by earning first-team All-America honors.

Gibbs received two bachelor's degrees from SFA. He and his wife, Katy, have two sons, Benjamin and Harrison.

## Chris TRUAX




---

**OFFENSIVE COORDINATOR/**

---

**OFFENSIVE LINE**

---

**EIGHTH SEASON**

---

LSU, 1992

---

Truax enters his eighth season on the 'Jacks' coaching staff and his seventh coaching the Lumberjack offensive line. He also takes over as the Lumberjack offensive coordinator for the 2013 season. Truax will be in charge of an offense that returns senior quarterback Brady Attaway. The Whitehouse, Texas native sparked an offense that led the nation in passing through the 2012 regular season, and finished second overall. The Lumberjacks also finished second in total offense last season.

Truax's lines constantly rank among the nation's leaders in pass protection despite the quarterbacks being at, or near the top, in pass attempts. The 'Jacks have been

ranked in the top 20 in pass protection each of the past four seasons, and among the nation's top 10 in three of the past four years. The 'Jacks led the nation in pass protection in 2011 despite attempting nearly 550 passes.

Truax has coached 19 All-SLC athletes, including three first-team selections. Among these, Truax has had five All-America honorees, including John Steel who closed out his career by earning honorable mention All-America honors last season. In addition to the individual honors, former linemen Brock Pasteur, and 2011 All-American George Bias, signed NFL free agent contracts. Both Pasteur and Bias signed with the Tennessee Titans.

The 2010 campaign marked the second consecutive season that SFA led the nation in passing offense. The offensive line protected quarterback Jeremy Moses who was a unanimous All-America selection, and the school's first-ever Walter Payton Award winner.

Truax made his way to SFA after spending four seasons at Northwestern State serving as the associate head coach and co-offensive coordinator. During his time in Natchitoches, Truax helped produce one of the more potent offenses in the SLC. In 2004, the Demons finished second in the league averaging more than 33 points per game, more than 400 yards of total offense per contest and won a share of the SLC title.

A 18-year college coaching veteran, Truax has left a paper trail of success as a coach. He helped McNeese State reach the 1997 Division I-AA National Championship game. The Cowboys compiled a 48-17 (.738) record with two SLC titles, a trip to the 1997 NCAA FCS National Championship game and a 1995 FCS semifinal appearance while Truax was on staff. Truax also coached three future NFL players, four All-Americans, six All-SLC picks and three Academic All-Americans during his time in Lake Charles.

Truax graduated with his bachelor's degree from LSU in 1992. He and his wife, Michelle, are the parents of Lexie, the late Harold Christopher and daughter, Tatum (3).

## Troy ROGERS




---

### OUTSIDE RECEIVERS

---

### SECOND SEASON

---

SFA, 1999

---

Troy Rogers is entering his second season on the Lumberjack coaching staff. He came to the Piney Woods

following a 13-year career in the high school ranks where he served as an offensive coordinator and assistant head coach at Lewisville High School, and offensive coordinator at Clear Creek High.

Rogers impact on the Lumberjack receivers could be felt among opposing defensive coordinators throughout the 2012 season. In his first season with the Lumberjacks, Rogers produced two all-conference selections, and one All-American.

Senior Cordell Roberson took his ability to another level under Rogers' guidance. Roberson led the league, and finished among the national top 10 in catches (8.56 pg) and receiving yards (111.8) per game. Already one of the school and conference's all-time leading receivers entering his final season, Roberson finished his career as the school's all-time leader in receptions, receiving yards and touchdown catches, and also set a new conference mark for career touchdown receptions. Following the season, Roberson garnered first-team all-conference honors for a third consecutive year and was named to numerous All-America squads. Before season's end, Roberson was named as a finalist for the Walter Payton Award before injuries kept him out of the lineup in two of the final three games.

Rogers' ability to produce results was evident in his first season at CCHS. He assisted with a team that was 0-10 the year before, and helped them advance to the playoffs in the next four seasons. That offense scored 28 more touchdowns in his first season than in the previous campaign. Clear Creek also won its first playoff game since 1962. Rogers' offenses have produced several 5A all-state selections, including Drew Tate, who set the 5A all-time passing mark in 2002.

During his time in the high school ranks, Rogers help produce nine playoff teams over a 13-year span, and coached numerous all-state athletes.

Following his stay in Baytown, Rogers spent two seasons as the offensive coordinator at Lewisville High School. He has also made stops at Baytown Lee and Copperas Cove before coming to SFA.

Rogers, and his wife, Zoey, are both graduates of SFA. Rogers received his bachelor's degree from SFA in 1999. He graduated from Tarleton State with a master's in educational administration in 2002.

## Jake MORRISON




---

### DEFENSIVE TACKLES

---

### THIRD SEASON

---

McNeese State, 2001

---

Jake Morrison was named an assistant football coach May 10, 2011, and is entering his second season working with the defensive tackles. Morrison joined a staff whose defense led the Southland Conference in 2010, and had produced at least one All-America selection in the two previous seasons, a trend that has continued each of the past two seasons.

Despite the loss of All-American Kenneth Charles, Morrison moved Jefferson from the offensive side of the ball to defensive end. He responded by setting school and conference records for sacks in a game, earning SLC Newcomer of the Year honors, and being named to several All-America squads. In addition to Jefferson, Malcolm Mattox garnered second-team all-conference recognition. The duo was a huge reason SFA led the nation in sacks and tackles for losses in 2011.

A former assistant coach in the Southland Conference, Morrison comes to Stephen F. Austin from La Marque High School where he spent the past season as the defensive coordinator, and worked with the team's linebackers. Prior to his stop at La Marque, Morrison spent three seasons on the staff at McNeese State where he helped lead the Cowboys to consecutive conference titles. During his time in Lake Charles, Morrison worked with the Cowboys' defensive line.

As a member of the Cowboys' staff, Morrison coached four All-SLC players, including third-round draft choice Brian Smith. A first-team All-American, Smith was named the league MVP and was invited to play in the Hula Bowl.

Morrison got his start in coaching as a graduate assistant at Northwestern State. During his two seasons in Natchitoches, he helped coach the Demons to the 2004 conference title and a berth in the playoffs.

Morrison received his masters degree from Northwestern State in 2005. He graduated with his bachelor's degree from McNeese State in May 2001. He was a four-year letterwinner with the Cowboys, and guided them to the 1997 SLC Championship and a spot in the national championship game. A first-team all-conference and All-America selection, Morrison set the school sack record in 2000.

## Kevin **CARBERRY**



---

**DEFENSIVE ENDS**

---

**SECOND SEASON**

---

Ohio, 2005

---

Kevin Carberry is coming off a very productive first season as the Lumberjacks defensive ends coach.

In just one season, Carberry produced the league's top-two defensive ends in Willie Jefferson and Darren Robinson. Both first-team All-Southland selections, Jefferson capped the year earning All-America honors and being named the CFPA FCS Elite Defensive Performer, while Robinson garnered his all-conference recognition after sitting out the 2011 campaign due to injuries.

From an outsiders perspective, one might think that Carberry was just fortunate to have a returning All-American heading into 2012. But Carberry was placed in the unenviable position of replacing 2011 All-SLC selection Malcolm Mattox who was moved to tackle last season. Mattox's move, along with the fact that Robinson didn't play a snap in 2011, presented numerous question marks entering the season.

The 'Jacks tandem of Jefferson and Robinson took no time to answer those questions. They finished they year one-two in the conference in sacks, and finished tied for seventh in the league in tackles for losses.

Carberry joined the Lumberjack staff after spending the past three seasons as a graduate assistant coach at Kansas working with the Jayhawk defensive linemen and linebackers. Under Carberry's guidance the Jayhawks finished 26th in the nation in sacks, averaging better than 2.5 per contest.

Carberry helped produce some of the Big 12's top defensive talent during his time in Lawrence. Defensive ends Jake Laptad and Max Onyegbule combined for 23 tackles for losses in 2009, and Laptad was a two-time honorable mention All-Big 12 selection. Three players earned all-conference recognition during Carberry's stint with KU.

Prior to joining the collegiate ranks, Carberry spent three years as an assistant coach in the Illinois high school ranks. He was an assistant at Chicago's St. Rita High School during its run to the 2006 7A state title. He spent the next two seasons at St. Ignatius where he was a special teams coordinator, and in 2008 served as the team's defensive coordinator.

A four-year letterwinner at the University of Ohio, Carberry was the 2004 team captain. He earned all-conference honors during his senior season and was named to the 2004 Villages Gridiron Classic College All-Star game.

Carberry played professional football following his career at Ohio, which included stops with the NFL's Detroit Lions, Cleveland Browns and Carolina Panthers before spending the 2006 season with the Berlin Thunder of the

NFL Europe league. In 2007, Carberry played for the New York Dragons before closing out his playing career the following season with the Arena Bowl Champion Philadelphia Soul.

Carberry graduated with his bachelor's degree from Ohio in 2005. He received a master's in sports management from Kansas in 2010.

## Nathan **SCHNEIDER**



---

**RECRUITING COORDINATOR/**

---

**INSIDE WIDE RECEIVERS**

---

**SECOND SEASON**

---

LSU, 2007

---

Entering his fourth season at Stephen F. Austin, Nathan Schneider took on the responsibility of a more expanded role last season. In addition to serving as the director of operations, Schneider moved to the sidelines where he coached the Lumberjack running backs.

Schneider's troops averaged nearly 120 yards per game last season, and rushed for 16 scores. Sophomore Gus Johnson had a breakout season becoming one of the league's elite backs. He earned first-team all-conference honors during a year that saw him average nearly 100 yards per game, and score 14 touchdowns. Johnson finished the year with five 100-yard games, including two 200-yard outings. He was named league player of the week, and a College Sporting News Weekly All-Star after carrying the ball 32 times for 215 yards and four touchdowns in the win over nationally ranked Central Arkansas.

Schneider will stay on the offensive side of the ball in 2013, but will work with the Lumberjack inside receivers.

Prior to moving to the sidelines, Schneider worked directly with the football team, overseeing all aspects of academics and travel as the Lumberjacks' director of football operations.

A 2007 graduate of LSU, Schneider has spent the past year working in the Student-Athlete Academic Center at his alma mater. During that time, Schneider was directly involved with the LSU football team coordinating class check schedules, and supervising the team's study hall. He also assisted the coaching staff with on-campus recruiting.

Prior to his time at LSU, Schneider spent four seasons at University High School as an assistant football and baseball coach. During his final season at UHS, he also worked as an administrative assistant in the Louisiana State Senate.

Schneider received his bachelor's degree from LSU in May 2007. He graduated with a Masters of Kinesiology from LSU in May 2009, and is currently working toward a master's in public administration.

## Jeremy MOSES



---

**QUARTERBACKS**

---

**SECOND SEASON**

---

SFA, 2011

---

One of the most decorated players in Stephen F. Austin history, Jeremy Moses returns to his alma mater as an assistant coach. The first player in school or Southland Conference history to win the Walter Payton Award, Moses will coach the SFA quarterbacks after spending last season working with the inside receivers.


Moses enters the 2013 season with the advantage of working with a senior quarterback in Brady Attaway. Moses and Attaway already have a strong understanding of each other's strengths. Attaway served as the backup to Moses during the 'Jacks' 2010 Southland Conference title run.

Named to numerous All-America teams during his collegiate career, Moses rewrote the school and conference record books on his way to being named the NCAA FCS National Player of the Year. A two-time SLC Player of the Year selection, Moses left SFA as the NCAA's all-time leader in completions at the FCS level. He also became the first player in Southland history to receive the Walter Payton Award, an award given to the national player of the year.

Moses' biggest career highlight did not come in the form individual honors, but team gains. Moses was a key factor in helping SFA transform itself from an 0-11 program in 2007, to a top-10 team that won the conference title two years later. The following season the Lumberjacks rattled off another top-10 campaign and their second-straight conference title. It was the first time in school history SFA recorded back-to-back conference titles.

Following his playing career, Moses spent one season at North Alabama as an assistant on Terry Bowden's coaching staff. The 2011 SFA graduate is married to the former Jessica Miller.

## Devin DUCOTE



---

**DEFENSIVE BACKS**

---

**SECOND SEASON**

---

SFA, 2011

---

Following a four-year playing career as one of the top linebackers in the Southland Conference, Devin Ducote is now on the sideline as an assistant coach. He begins his second season as an assistant coach with the Lumberjacks, and his first working with the Lumberjack secondary.

During Ducote's four years on campus, he overcame significant injuries to be a member of one of the strongest linebacking corps in school history. The Baton Rouge, La., native was the leader of the SFA defense helping SFA go from an 0-11 in 2007, to a conference championship just two years later. The Lumberjacks followed up their first conference championship in 10 years, by repeating as conference champions in 2010. It was the first time in program history an SFA team repeated as conference champions.

A three-time All-Southland Conference selection, Ducote garnered second-team all-conference honors after a sophomore season that saw him lead the league and finished tied for second in the nation in tackles. For an encore, Ducote closed out his career by helping the Lumberjacks lead the nation in sacks and tackles for losses. Ducote left SFA recording 407 career tackles, including 175 solo stops. He was also credited with 33 tackles for losses, 5.5 sacks, recovered 10 fumbles and intercepted 10 passes.

Ducote received his bachelor's degree from Stephen F. Austin in May 2011.

## Dan **EASON**



---

### **STRENGTH & CONDITIONING**

---

#### **13TH SEASON**

---

Southwest Missouri State, 1995

---

Dan Eason is in his 13th season in charge of the Lumberjacks' strength and conditioning program. During Eason's time in Nacogdoches, he has helped strengthen the 'Jacks with his workout programs. That fact was no more evident that in the 2009-10 academic year when the Lumberjacks won the 2009 Southland Conference title, in addition to five other sports who brought home titles to lock up the 2010 Commissioner's Cup – the first in program history. SFA became only the second school to sweep the men's, women's and all-sports trophies since its inception. The university followed that up by winning the men's all-sports trophy in 2010-11. The following season SFA recorded its second Commissioner's Cup in three years, and won the men's all-sports trophy last season, making SFA the league's strongest department in the past three years.

A 1995 graduate of Southwest Missouri State, Eason joined the SFA program after one season as a strength coach at the University of Central Florida. Eason also spent two years as a graduate assistant strength and conditioning coach and coordinator of sports nutrition at the University of Tennessee from 1998-2000.

The former Southwest Missouri State letterman also spent two seasons as the defensive line and strength coach at Chowan College from 1996-2000.

Eason's undergraduate degree is in dietetics, and he holds a master's degree in human performance and sport studies from the University of Tennessee.

Eason, and his wife Angel, have a daughter, Violet.

## Numerical Roster

Name	HT	WT	Pos.	Cl.-Exp.	Hometown (Last School)
1 Tyler Boyd	5-10	180	WR	JR/2L	Daingerfiled, Texas/Daingerfield
2 Mike Brooks	5-9	175	WR	JR/2L	Irving, Texas/MacArthur
3 Eugene Wright	5-9	165	WR	FR/HS	Rosenberg, Texas/Terry
4 Marquis Mosley	6-4	202	WR	JR/2L	Tyler, Texas/Lee
5 Dru Smith	6-1	200	QB	FR/HS	Sherman, Texas/Sherman
6 Gus Johnson	5-10	215	RB	JR/2L	Gilmer, Texas/Gilmer
7 Justin Isadore	6-0	210	LB	SR/2L	Beaumont, Texas (TCU)
8 Brady Attaway	6-1	215	QB	SR/3L	Whitehouse, Texas/Whitehouse
9 DJ Ward	6-0	178	WR	JR/1L	The Woodlands, Texas/College Park
10 Joe Minden	6-2	200	QB	SO/1L	Coppell, Texas/Coppell
11 Colton Bretton	6-4	190	QB	FR/HS	Glen Rose, Texas/Glen Rose
12 Fred Ford	6-0	204	RB	SO/1L	Kirbyville, Texas/Kirbyville
13 Ortavious Hypolite	6-0	225	DB	SR/2L	Orange, Texas/W. Orange Stark
13 Skyler Howard	6-0	210	QB	FR/HS	Fort Worth, Texas/Brewer
14 Patrick Martin	5-9	180	DB	FR/RS	Spring, Texas/Dekaney
15 Marvin Gray	6-1	206	LB	JR/2L	Tyler, Texas/Lee
17 Bradley Krall	5-10	180	WR	FR/RS	Lorena, Texas/Lorena
18 Hunter Taylor	6-1	180	QB	FR/RS	Whitehouse, Texas/Whitehouse
19 Brian Walker	5-10	170	WR	FR/HS	Sulphur, La/Sulphur
20 Patrick Brown	5-11	170	DB	FR/HS	Henderson, Texas/Henderson
22 Keith Lawson	5-10	186	RB	SR/3L	San Antonio, Texas/Warren
23 Keavon Madison	5-10	173	DB	JR/1L	Houston, Texas/Hightower
23 Joshawa West	5-10	175	WR	FR/HS	Angelton, Texas/Angelton
24 Lamarucus Brown	5-11	180	DB	FR/RS	Henderson, Texas/Henderson
25 Jamarucus Walker	5-8	170	RB	FR/RS	Lufkin, Texas/Lufkin
26 Demundre Freeman	5-11	175	DB	SO/1L	Cedar Hill, Texas/Cedar Hill
27 Anthony Kincade	5-11	172	DB	FR/RS	Tyler, Texas/Chapel Hill
28 Mason Juhl	5-9	190	K	SO/1L	Dallas, Texas/Highland Park
29 Destin Mosley	5-9	180	DB	SO/1L	Jefferson, Texas (Kansas State)
30 Hunter Harwell	6-2	205	LB	FR/HS	Mesquite, Texas/Horn
31 JC Franklin	5-10	177	DB	FR/RS	Cedar Hill, Texas/Cedar Hill
32 Caleb Nelson	5-11	195	DB	SR/3L	Apopka, Fla./Apopka
33 Trey Vallier	6-0	190	DB	JR/2L	Henderson, Texas/Henderson
36 Brett Rattan	6-3	215	K	FR/HS	Mesquite, Texas/Poteet
37 Roman Mitchell	5-11	200	LB	FR/HS	Lake Dallas, Texas/Lake Dallas
38 Jordan Aubrey	5-11	198	DB	SR/3L	Tyler, Texas/Lee
39 Avery Henderson	5-11	192	DB	FR/RS	Tyler, Texas/Chapel Hill
40 Collin Garrett	6-2	200	LB	JR/1L	Beaumont, Texas (Kansas)
41 Jordan Burton	6-3	207	LB	SO/1L	Longview, Texas/Longview
42 Jordan Wiggs	5-10	198	K	JR/2L	Grand Prairie, Texas/S. Grand Prairie
43 Nick Bryant	5-11	205	LB	JR/2L	Beaumont, Texas/Westbrook
44 Trey McGahan	6-2	210	LB	FR/HS	Kennedale, Texas/Kennedale
45 Nick Bruno	5-10	200	K/P	SO/1L	Rowlett, Texas/Rowlett
46 Jabralon Allen	6-0	218	LB	FR/RS	Frankston, Texas/Frankston
47 Clay Hardee	6-3	246	DL/FB	JR/1L	Centerville, Texas (Navarro JC)
48 Darren Robinson	5-11	247	DL	JR/2L	Dallas, Texas/Carter

**12 STEPHEN F. AUSTIN**

## Alphabetical Roster

46 Jabralon Allen	LB
56 Jamal Allen	DB
8 Brady Attaway	QB
38 Jordan Aubrey	DB
83 Braxton Bearden	WR
1 Tyler Boyd	WR
11 Colton Bretton	QB
2 Mike Brooks	WR
24 Lamarucus Brown	DB
20 Patrick Brown	DB
95 Donald Bryant	DL
43 Nick Bryant	LB
45 Nick Bruno	K/P
41 Jordan Burton	LB
62 Ryne Chambers	OL
86 Steven Cunigan	WR
49 Chase Curry	FB
77 David Dane	OL
87 Aaron Doddy	WR
66 Nick Edwards	OL
52 Enroni Foifua	DB
12 Fred Ford	RB
31 JC Franklin	DB
26 Demundre Freeman	DB
57 Juvon Gales	DL
40 Collin Garrett	LB
15 Marvin Gray	LB
85 Calib Hadnot	WR
65 Greg Hall	OL
47 Clay Hardee	DL/FB
30 Hunter Harwell	LB
97 Kedrick Harrison	DL
90 Shayvion Hatten	DL
39 Avery Henderson	DB
54 Dana Henderson	DL
13 Ortavious Hypolite	DB
7 Justin Isadore	LB
6 Gus Johnson	RB
94 Ashante Joseph	DL
28 Mason Juhl	K
27 Anthony Kincade	DB
17 Bradley Krall	WR
22 Keith Lawson	RB
88 Justice Liggins	WR
23 Keavon Madison	DB
14 Patrick Martin	DB
51 Malcolm Mattox	DL

49 Chase Curry	6-1	220	FB	SO/HS	Corpus Christi, Texas/Calallen	44 Trey McGahan	LB
50 Rodney Young	6-1	222	LB	JR/2L	Spring, Texas/Dekaney	79 Andy McNew	OL
51 Malcolm Mattox	6-1	265	DL	SR/3L	Newton, Texas/Newton	98 Ishmiah Miles	DL
52 Enroni Foifua	6-0	228	DB	JR/TR	Fagatogo, American Samoa (Tyler JC)	10 Joe Minden	QB
54 Danan Henderson	6-4	228	DL	SO/1L	Hallsville, Hallsville	37 Roman Mitchell	LB
55 Trevor Murphy	6-2	280	OL/DL	JR/1L	Jefferson, Texas (Colorado State)	29 Destin Mosley	DB
56 Jamal Allen	6-0	222	DB	FR/RS	Frankston, Texas/Frankston	4 Marquis Mosley	WR
57 Juvon Gales	6-3	285	DL	FR/HS	Hahnville, La./Hahnville	55 Trevor Murphy	OL/DL
59 Bryan West	5-11	230	DS	SR/2L	Lockhart, Texas/Lockhart	64 Jeremy Neff	OL
60 Anthony Pullins	6-3	275	OL	FR/HS	Cedar Hill, Texas/Cedar Hill	32 Caleb Nelson	DB
62 Ryne Chambers	6-7	280	OL	SR/3L	Nasville, Ark./Nashville	96 Artrez Price	DE
63 Justin Reasons	6-3	270	OL	FR/HS	Groves, Texas/Port Neches-Groves	60 Anthony Pullins	OL
64 Jeremy Neff	6-4	322	OL	JR/2L	Mont Belvieu, Texas/Barbers Hill	74 Andrew Ratliff	OL
65 Greg Hall	6-3	330	OL	SR/3L	Denton, Texas/Guyer	36 Brett Rattan	K
66 Nick Edwards	6-2	270	OL	FR/RS	Trophy Club, Texas (Mississippi Col.)	63 Justin Reasons	OL
67 Jalend Washom	6-4	280	OL	FR/HS	Houston, Texas/Eisenhower	93 Shane Roberson	DL
69 Garrick Smitherman	6-3	322	C	SR/1L	Midlothian, Texas (Air Force)	48 Darren Robinson	DL
70 Sam Schomp	6-3	290	OL	FR/RS	Lindale, Texas/Lindale	80 De'Quann Ruffin	WR
72 Travis Wiggins	6-4	280	OL	FR/RS	Grand Prairie, Texas/S. Grand Prairie	70 Sam Schomp	OL
74 Andrew Ratliff	6-5	307	OL	SR/3L	Llano, Texas/Llano	92 Lance Skyler	DL
75 Terran Vaughn	6-3	280	OL	SO/1L	Beaumont, Texas/Ozen	5 Dru Smith	QB
76 Byron Williams	6-4	290	OL	SO/1L	Dickinson, Texas/Dickinson	69 Garrick Smitherman	C
77 David Dane	6-6	287	OL	SO/1L	Bells, Texas/Bells	82 Robert Sylvester	WR
79 Andy McNew	6-4	285	OL	FR/HS	Waco, Texas/Robinson	18 Hunter Taylor	QB
80 De'Quann Ruffin	6-2	185	WR	FR/HS	Humble, Texas/Summer Creek	81 Aaron Thomas	WR
81 Aaron Thomas	6-0	192	WR	SO/1L	Burnet, Texas/Burnet	91 Rodney Timmons	DL
82 Robert Sylvester	6-0	179	WR	FR/HS	Houston, Texas/Cypress Lake	33 Trey Vallier	DB
83 Braxton Bearden	5-10	180	WR	JR/1L	Carrollton, Texas/Newman-Smith	75 Terran Vaughn	OL
85 Calib Hadnot	5-9	170	WR	JR/2L	Woodville, Texas/Woodville	19 Brian Walker	WR
86 Steven Cunigan	6-3	190	WR	JR/1L	Wills Point, Texas (Air Force)	25 Jamarcus Walker	RB
87 Aaron Doddy	6-4	190	WR	FR/HS	Hooks, Texas/Hooks	9 DJ Ward	WR
88 Justice Liggins	6-1	195	WR	FR/HS	Tyler, Texas/John Tyler	67 Jalend Washom	OL
90 Shayvion Hatten	6-4	292	DL	SO/TR	Daingerfield, Texas (Texas A&M)	59 Bryan West	DS
91 Rodney Timmons	6-0	295	DL	FR/HS	Irving, Texas/Irving	23 Joshawa West	WR
92 Lance Skyler	6-2	262	DL	JR/2L	Lancaster, Texas/Lancaster	72 Travis Wiggins	OL
93 Shane Roberson	6-2	285	DL	FR/HS	Little Elm, Texas/Frisco	42 Jordan Wiggs	K
94 Ashante Joseph	5-10	250	DL	SO/1L	Houston, Texas/Dobie	76 Byron Williams	OL
95 Donald Bryant	6-2	280	DL	SO/TR	Daingerfield, Texas (Baylor)	3 Eugene Wright	WR
96 Artrez Price	6-1	234	DE	FR/RS	Killeen, Texas/Killeen	50 Rodney Young	LB
97 Kedrick Harrison	6-2	220	DL	FR/RS	Coldspring, Texas/Oakhurst	99 Mitchell Zimmerle	DE
98 Ishmiah Miles	6-2	228	DL	JR/2L	Sachse, Texas/Sachse		
99 Mitchell Zimmerle	6-3	210	DE	FR/HS	Danbury, Texas/Danbury		

# Brady ATTAWAY



**QUARTERBACK**

**6-1 • 215 • SR-3L**

Whitehouse, Texas

Whitehouse HS

8

- 2013 CFPA Quarterback Award Watch List
- Two-time Honorable Mention All-Southland Conference
- Has played in 31 games, earning 22 starts
- Enters his senior season ranked among the SFA all-time leaders completions, passing yards, touchdown passes and total offense.
- Ranked among the Southland's all-time top 11 in completions, passing yards and touchdown passes.

**2012 (Junior):** Honorable mention All-Southland Conference ... Played in and started all 11 games ... Completed 334 passes for 3,671 yards and 29 touchdowns ... All three marks rank among the school's single-season top 10 ... Named CollegeSportsMadness.com Southland Conference Player of the Week and Beyond Sports College Network (BSN) Offensive Player of the Week after completing 21 passes for 354 yards and three touchdowns in the season opener ... Named CollegeSportsMadness.com Player of the Week honors for his effort in the win over Nicholls State ... Attaway completed 63 percent of his passes for 474 yards and five touchdowns against the Colonels ... His 41st completion of the game was the fourth-best single-game performance in school history ... Completed 39 passes for 545 yards and six touchdowns against Sam Houston State ... Completed 33 passes for 418 yards and three touchdowns at nationally ranked Montana State ... Threw for 378 yards and two touchdowns at McNeese State.

**2011 (Sophomore):** An honorable mention All-SLC selection ... Started all 11 games ... Lead the SLC and finished eighth in the nation with 3,181 passing yards (289.2 ypg) ... Also passed for 27 touchdowns ... His 27 TD passes tied for the fifth-best mark in school history ... Recorded five games of at least 300 yards passing ... Completed a career-high 41 passes for a career-high 390 yards and three touchdowns at Central Arkansas ... Completed 30 passes for 364 yards and a career-high seven touchdowns at Nicholls ... Was 24-of-39 (.615) for 359 yards and five touchdowns against Lamar.

**2010 (Redshirt Freshman):** Played in nine games ... Served as the backup to Walter Payton Award winner Jeremy Moses ... Completed 22-of-39 (.564) passes for 313 yards and one TD in limited action ... Was 4-of-5 for 54 yards at Texas A&M ... Completed only one pass at Nicholls, but it was for a season-long 61 yards ... Also completed four passes against Albany and SE Louisiana.

14 **STEPHEN F. AUSTIN**

**2009 (Freshman):** Utilized his redshirt season.

**High School:** Three-year letterwinner for coach Randy McFarlin ... Rated as one of top 150 quarterbacks in nation for Class of 2009 according to Scouts.com ... Was 677-of-1,112 (61 percent) passing in career for 8,086 yards, 80 touchdowns and only 37 INTs ... Finished career ranked ninth all-time in TD passes, seventh in career passing yards, third in pass attempts, and fourth in career pass completions in the history of Texas high school football ... 2008 District 14-4A Offensive Player of the Year ... 2007 14-4A MVP ... 2007 TWSA Third-Team all-state quarterback and AP honorable mention all-state ... Had best year as a junior, throwing 248-of-391 (63 percent) for 39 TDs and only 12 INTs ... Led Whitehouse High School to 2007 District 14-4A title and berth in regional semifinals of Class 4A state playoffs ... Two-time all-district selection in baseball.

**Personal:** Son of Tommy and Sharon Attaway ... Born Oct. 14, 1990, in Tyler, Texas ... Has not yet decided on a major.

### Attaway's Statistics

Year	G/GS	A-C-I	Pct.	Yds	TD	Lg	Avg./G
2010	9/0	39-22-2	56.4	313	1	61	34.8
2011	11/11	495-299-22	60.4	3,181	27	55	289.2
2012	11/11	570-334-21	58.6	3,671	29	77	333.7
<b>Totals</b>	<b>31/22</b>	<b>1,104-655-45</b>	<b>59.3</b>	<b>7,165</b>	<b>57</b>	<b>77</b>	<b>231.1</b>

# Jordan AUBREY



**DEFENSIVE BACK**

**5-11 • 198 • SR-3L**

Tyler, Texas

Lee HS

38

- 2011 Honorable Mention All-SLC
- Has played in 35 games, earning 18 starts
- One of the top returning safeties in the SLC
- Was awarded a fifth year by the NCAA allowing him to return for the 2013 season

**2012 (Junior):** Played in eight games, earning four starts ... Finished sixth on the team with 62 total tackles, and picked off a pass ... He also forced a fumble ... Recorded four double-digit tackle performances ... Posted a season-high 12 tackles twice (Central Arkansas and at McNeese State) ... Recorded 11-tackle outings against Northwestern State and Sam Houston State ... Also forced a fumble against the Bearkats.

**2011 (Junior):** Earned honorable mention All-SLC honors ... Battled back from an injury-plagued sophomore campaign to play in and start all 11 games ... Finished tied for third in the conference with teammate Devin Ducote averaging 8.8 tackles per game ... Finished the season with 97 tackles, including 52 solo stops, and five tackles



for losses ... Was credited with three breakups, one forced fumble and one recovery ... Recorded a career-high 22 tackles at Central Arkansas, including two for losses ... Also forced a fumble against the Bears ... Had 14 stops against nationally ranked Northern Iowa.

**2010 (Sophomore):** Earned a starting spot at safety, before a season-ending injury three games into the season ... Finished the year with 13 tackles, including a season-high eight against Albany.


**2009 (Freshman):** Played in 13 games ... Recorded 27 tackles, including 10 solo stops ... Forced and recovered a fumble ... Recorded a six-tackle performance against Sam Houston State ... Had four tackles and recovered a fumble which he returned 23 yards for a touchdown against Texas College ... Had five tackles at Montana in the second round of the playoffs.

**High School:** A two-year starter for coach Mike Owens ... Earned second-team all-state honors as a senior ... Named first-team all-district and first-team All-East Texas this past season ... Was also named to the All-Smoaky.com first team in 2008 ... Received honorable mention TSWA 5A all-state honors ... Recorded 158 tackles, 17 tackles for losses and two sacks during his prep career ... Also picked off three passes and blocked three kicks during his high school career ... Holds school record for long fumble recovery returned for a touchdown (87 yards) ... Helped guide his high school to a district title.

**Personal:** Son of Calvin Scates and Lynn Aubrey ... Born April 9, 1991, in Terrell, Texas ... Brother, Josh, is also a member of the Lumberjack football team ... Has not yet decided on a major.

Year	G/GS	UT	AT	TT	TFL-Yds	S	INT	PBU	FR	FF
2009	13/0	10	17	27	0-0	0-0	0-0	0	1-23	1
2010	3/3	2	11	13	0-0	0-0	0-0	0	0-0	0
2011	11/11	52	45	97	5.0-17	0-0	0-0	3	1-0	1
2012	8/4	30	32	62	0.5-0	0-0	1-0	2	0-0	1
<b>Totals</b>	<b>35/18</b>	<b>94</b>	<b>105</b>	<b>199</b>	<b>5.5-17</b>	<b>0.0-0</b>	<b>1-0</b>	<b>2</b>	<b>1-23</b>	<b>2</b>

**Mike  
BROOKS**



**WIDE RECEIVER**  
**5-9 • 175 • SR-3L**  
Irving, Texas  
MacArthur HS

2

- 2012 Honorable Mention All-Southland Conference
- Has played in 32 games, earning 15 starts during his career.

**2012 (Junior):** Honorable Mention All-Southland Conference selection ... Played in 11 games, earning eight starts ... Finished third on the team, and conference, with 51 receptions ... Also had 492 yards receiving and two scores ... Returned six kickoffs for 84 yards, and five punts

for 33 yards on the season ... Recorded a season-high eight receptions for 58 yards in the season finale against Northwestern State ... Only caught one pass against SW Oklahoma but it went for a career long 58 yards ... Caught five passes for a season-high 76 yards against Sam Houston State ... Caught TD passes at Montana State and against Central Arkansas ... Recorded six catches for 67 yards, and returned three kicks for 43 yards at Texas State ... Had three seven-catch performances.

**2011 (Sophomore):** Played in all 11 games this season earning three starts ... Caught 21 passes for 187 yards and one touchdown ... Longest reception was 43 yards in the game against McMurry finishing the game with a season-high four catches for 53 yards and a score ... Caught at least three passes in four games.

**2010 (Redshirt):** Played in 10 games earning four starts ... Caught 12 passes for 107 yards ... Returned six punts for 62 yards ... Caught a season-high four passes for 51 yards against Albany ... Also had three receptions against Southeastern Louisiana and Northwestern State.

**2009 (Freshman):** Utilized his redshirt season.  
**High School:** A two-year letterwinner ... A two-time all-region selection in track and field.

**Personal:** Son of Diana and Lindale Brooks ... Born Feb. 8, 1991 in Irving, Texas ... Brother, Duane, is the school's single-season leader in receptions ... Plans to major in sports marketing.

Year	G/GS	REC	YDS	TD	Lg	Avg/Gm
2010	10/4	12	107	0	31	10.7
2011	11/3	21	187	1	43	17.0
2012	10/7	51	492	2	58	49.2
<b>Totals</b>	<b>31/14</b>	<b>84</b>	<b>786</b>	<b>3</b>	<b>58</b>	<b>25.4</b>

**Ryne  
CHAMBERS**



**OFFENSIVE LINE**  
**6-7 • 280 • SR-3L**  
Nashville, Ark.  
Nashville HS

62

- Honorable Mention All-Southland Conference
- Academic All-Southland Conference
- Has played in 31 games, earning 13 starts
- One of the Southland's top returning lineman

**2012 (Junior):** Honorable Mention All-Southland Conference ... Academic All-Southland Conference selection ... Played in and started all 11 games at left tackle ... Pass protected for an offense that led the nation in passing ... Chambers was a key figure in an offensive line that finished the season ranked 10th nationally in pass protection.

**2011 (Sophomore):** Played in all 11 games earning two starts ... Was a key figure in the 'Jacks offensive line


that led the nation in pass protection surrendering fewer sacks than anyone else in the country ... The Lumberjack offense finished among the nation's top 11 in pass, total and scoring offense.

**2010 (Freshman):** Played in nine games during his rookie season ... Finished the year listed second on the depth chart at left tackle ... Graded out 81 percent ... Helped protect 2010 Walter Payton Award recipient Jeremy Moses ... SFA offense finished the year as the FCS passing offense national champion, and finished among the nation's top 20 in sacks allowed.

**High School:** A three-year starter at Nashville High School ... Earned all-district honors as an offensive lineman ... Help guide his high school team to a 37-3 (.925) overall record during his varsity career.

**Personal:** Son of Roger and Judi Chambers ... Born on June 13, 1992 in Texarcana, TX ... Majoring in kinesiology.

**Greg HALL**



**OFFENSIVE LINE**

**6-3 • 330 • SR-3L**

Denton, Texas

Guyer HS

**65**

• Played in 25 games earning 15 starts during his career

**2012 (Junior):** Played in seven games, earning one start ... Listed as the backup at right guard ... A key figure in an offensive line that finished 10th in nation in pass protection ... Pass protected for the nation's top pass offense.

**2011 (Sophomore):** Played in 10 games earning nine starts on the year ... Recorded three starts at left guard before finished the season starting the final six games at right tackle ... Battled through injuries to help SFA lead the nation in pass protection despite putting the ball in the air nearly 600 times ... Member of an O-Line that protected two all-conference running backs and an All-SLC quarterback ... The Lumberjack offense finished among the nation's top 11 in pass, total and scoring offense.

**2010 (Redshirt):** Played in eight games earning five starts on the season ... Started four games at right guard and one at left guard ... Graded out at 83 percent ... Helped SFA produce the nation's top passing offense at the FCS level ... SFA finished ranked among the nation's top 20 in sacks while putting the ball in the air more than 600 times ... Helped protect 2010 Walter Payton Award candidate Jeremy Moses.

**2009 (Freshman):** A member of the Lumberjack demonstration units.


**High School:** A 2008 Class 4A second-team all-state selection ... 2008 first-team all-district selection ... A member of Guyer team that advanced to the Class 4A state quarterfinals in only the program's third year of exis-

**16 STEPHEN F. AUSTIN**

tence.

**Personal:** Son of Barbara Hall ... Born July 28, 1991, in Port Lavaca, Texas ... Plans to major in computer science.

**Ortavious HYPOLITE**



**LINEBACKER**

**6-0 • 225 • SR-2L**

Orange, Texas

West Orange Stark HS

**13**

• Has played in 22 games during his career

**2012 (Junior):** Played in all 11 games, earning 14 tackles on the season, including one for a loss ... Recorded a season-high three tackles at McNeese State and Southeastern Louisiana ... His three stops against the Lions were unassisted tackles.

**2011 (Sophomore):** Participated in all 11 games ... Recorded 11 total tackles, including six solos ... Was also credited with a sack and a fumble recovery ... Had a season-high four tackles at Lamar ... Recorded three tackles, including one sack, and recovered a fumble which he returned 29 yards against McMurry ... Also broke up a pass against the War Hawks.

**2009 (Freshman):** A member of the Lumberjack demonstration units.

**High School:** Threw for 2,800 yards and 28 scores ... Also ran the ball for 1,500 yards and 15 touchdowns ... Named 2008 Class 3A player of the year by Setxsports.com ... 2008 District 21-3A offensive player of the year ... Led Mustangs to Class 3A regional semifinals ... A 2007 first-team all-district selection ... Named the 2008 Port Arthur News Super Team Player of the Year ... 2008 Orange County MVP ... Ranked among the top 10 percent of his graduating class.

**Personal:** Son of Hasaan Hypolite and Sheila Carter ... Born May 13, 1991, in Beaumont, Texas ... Plans to major in business.



## Justin ISADORE



**LINEBACKER**

**6-0 • 210 • SR-3L**

Beaumont, Texas

Ozen HS/TCU

# 7

•Has played in 29 games during his career

**2012 (Junior):** Played in all 11 games, earning 14 tackles on the season, including one for a loss ... Recorded a season-high three tackles at McNeese State and Southeastern Louisiana ... His three stops against the Lions were unassisted. **2011 (Sophomore):** Appeared in eight games this season ... Made 12 total tackles, including four solo stops ... Also recorded 2.5 tackles for losses and broke up one pass ... Recorded season high six tackles in the season opener against McMurry ... Was also credited with a tackle for a loss and PBU against the War Hawks.

**2010 (Redshirt):** Played in 10 games ... Recorded 17 tackles on the season, including five solo tackles ... Had a season-high four stops in the win over Northwestern State ... Also posted two three-tackle efforts.

**2009 (Freshman):** Utilized his redshirt season at TCU.

**High School:** Ranked by Rivals.com as the fifth-best linebacker in Texas and the No. 51 player in the state ... rated as the 23rd-best inside linebacker in the country ... all-state and first-team all-district ... recorded a district-best 131 tackles, including six for loss, to go with six forced fumbles and an interception his senior year ... a two-time all-Southeast Texas selection ... had 114 tackles, four interceptions and four forced fumbles as a junior ... totaled 245 tackles, 10 forced fumbles, eight fumble recoveries, five interceptions and two defensive touchdowns over his junior and senior seasons ... named to the Beaumont Enterprise Super Gold Team ... a finalist for the 2008 Willie Ray Smith Award, the high school Heisman of Southeast Texas ... three-year letterman in football who also lettered twice in basketball.

**Personal:** His father, James Garrett, played football at Tyler Junior College and North Texas.

## Keith LAWSON



**RUNNING BACK**

**5-10 • 186 • SR-3L**

San Antonio, Texas

Warren HS

# 22

**2012 (Junior):** Played in six games ... Carried the ball 19 times for 86 yards ... Also caught four passes for 17 yards ... Had three carries for 37 yards, including a season-long 28-yard run against Nicholls State ... Recorded a season-high eight carries for 24 yards against Lamar.

**2011 (Sophomore):** Honorable Mention All-SLC ... Appeared in all 11 games earning one start ... Rushed 59 times for 354 yards and two touchdowns ... Also caught 13 passes for 97 yards and a score ... Carried the ball four times for 62 yards and two touchdowns at Lamar ... Followed that up with a season-high 12 carries for 83 yards in the win over Southeastern Louisiana ... Longest rush of the season was a 28-yard carry against the Lions ... Had seven carries for 23 yards, and caught a season-high four passes for 54 yards at Central Arkansas ... Hauled in a season-long 23-yard catch at UCA ... Recorded his lone touchdown reception against McMurry.

**2010 (Freshman):** Played in seven games earning starts in the final two games of the year ... Finished third on the team with 57 rushes for 311 yards and four touchdowns ... Averaged 5.5 yards per carry and 44.4 yards per game ... Also hauled in eight passes for 66 yards ... Recorded 12 carries for a career-high 97 yards, including a season-long 43-yard run against Southeastern Louisiana ... Also caught two passes for 17 yards against the Lions ... Recorded a career-high 15 rushes for 75 yards and three touchdowns in the playoffs against Villanova ... Also caught a career-high four passes for 25 yards versus the Wildcats.

### Lawson's Statistics

Year	G/GS	Att.	Gain	Loss	Net	Avg	TD	Lg	Avg/G
2010	7/2	57	322	11	311	5.5	4	43	44.4
2011	11/1	59	366	12	354	6.0	2	28	32.2
2012	6/0	19	89	3	86	4.5	0	28	14.3
<b>Totals</b>	<b>24/3</b>	<b>135</b>	<b>777</b>	<b>26</b>	<b>751</b>	<b>5.6</b>	<b>6</b>	<b>43</b>	<b>31.3</b>

## Malcolm MATTOX



### DEFENSIVE LINE

6-1 • 265 • SR-3L

Newton, Texas

Newton HS

# 51

- 2011 Second-Team All-Southland Conference selection
- Has played in 31 career games, earning 20 starts

**2012 (Junior):** Played in 10 games, earning seven starts on the season ... Was moved from the end to an interior position during his junior season ... Finished with 27 tackles, including 12 solo stops, and 2.5 tackles for losses ... Also broke up two passes, forced and recovered a fumble and assisted on a sack ... Recorded a season-high six tackles against Southwestern Oklahoma ... Had a five-tackle performance, including one for a loss, at Texas State ... Four of his five tackles against the Bobcats were unassisted ... Followed that up with a five-tackle outing against Central Arkansas ... Recorded three tackles, including one for a loss, and two pass deflections at McNeese State.

**2011 (Sophomore):** Second-team All-Southland Conference selection ... Played in and started in all 11 games ... Finished second in the conference with nine sacks ... Had a total of 35 tackles, including 12 solo tackles, 11 tackles for losses, two pass breakups and one forced fumble ... Recorded a season-high six tackles in the season opener against McMurry ... Also recorded a career-high three tackles for losses and 1.5 sacks against the War Hawks ... Recorded three tackles at Nicholls, including two sacks.

**2010 (Freshman):** Played in 10 games earning two starts ... Finished the year with 21 tackles, including 12 solo stops ... Also had 4.5 tackles for losses, and four sacks ... Forced two fumbles and broke up one pass ... Recorded a season-high six tackles at Texas A&M ... Had four tackles, including a sack, and a forced fumble ... His lone tackle against Lamar was a sack ... Also forced a fumble and broke up a pass against Lamar.

**High School:** A three-year letterwinner ... Led the Eagles to the 2A Division II state quarterfinals ... Received first-team all-District 22-2A accolades ... Also recorded first-team all-district honors in basketball ... Has recorded a personal best of 22.8 in the 200 meters for the track team.

**Personal:** Son of James and Lillie Mattox ... Born May 14, 1992, in Jasper, Texas ... Uncle, James Gulley Jr., was a center at Lamar.

### Mattox's Defensive Statistics

Year	G/GS	UT	AT	TT	TFL-Yds	S	INT	PBU	FR	FF
2010	10/2	12	9	21	4.5-27	4.0-27	0-0	1	0-0	2
2011	11/11	12	23	35	11.0-55	7.0-40	0-0	2	0-0	1
2012	10/7	12	15	27	2.5-3	0.5-0-	0-0	2	1-0	1
<b>Totals</b>	<b>31/20</b>	<b>36</b>	<b>47</b>	<b>83</b>	<b>18.0-85</b>	<b>11.5-67</b>	<b>0-0</b>	<b>5</b>	<b>1-0</b>	<b>4</b>

## Caleb NELSON



### DEFENSIVE BACK

5-11 • 195 • SR-3L

Apopka, Fla.

Apopka HS

# 32

- Has played in all 34 games, earning 28 starts
- Three-time Honorable Mention All-Southland Conference

**2012 (Junior):** Honorable Mention All-Southland Conference selection ... Played in and started 10 games ... Among the team leaders with 66 total tackles ... Recorded 39 unassisted stops, three tackles for losses, broke up three passes and forced two fumbles ... Also recorded two interceptions on the season ... Tied a career high with his 15-tackle performance against Sam Houston State ... Also set a career-high with three TFLs against the Bearkats ... Closed out the season with a 12-tackle effort against Northwestern State ... Also forced a fumble and picked off a pass against the Demons ... His other interception came at SMU.

**2011 (Sophomore):** Honorable mention All-Southland Conference ... Played in and started all 11 games ... Recorded 55 total tackles, including 33 solo stops ... Also picked off one pass, which he returned 44 yards, and was credited with five deflections ... Forced one fumble on the season ... Made a season-high 15 tackles against Texas State, including eight solo stops ... Recorded 11 tackles, and broke up two passes against Sam Houston State ... His interception came against Southeastern Louisiana ... He also recorded five tackles against the Lions.

**2010 (Freshman):** An honorable mention All-SLC selection ... Played in 12 games, earning six starts on the year ... Finished fifth on the team with 66 tackles, including 37 unassisted ... Also recovered three fumbles, picked off a pass and recorded a sack on the season ... Posted a season-high 13 tackles in the win over Sam Houston State ... Recorded three tackles, and picked off a pass which he returned 29 yards for a touchdown against Lamar ... Was credited with nine tackles, a recovered fumble and recorded his lone sack of the season against Texas State ... Also had a nine-tackle effort against Villanova in the playoffs.

**High School:** Four-year letterwinner at Apopka High School in football, basketball and volleyball ... Was a second-team All-Metro selection in football ... A first-team All-Metro selection in volleyball.

**Personal:** Son of Jamie and Schondra Lillethorup ... Born Jan. 24, 2009, in Jacksonville, Fla.

### Nelson's Defensive Statistics

Year	G/GS	UT	AT	TT	TFL-Yds	S	INT	PBU	FR	FF
2010	12/6	37	29	66	0.5-2	0.5-2	1-29	1	3-3	0
2011	11/11	33	22	55	0-0	0-0	1-44	5	0-0	1
2012	10/10	39	27	66	3.0-11	0-0	2-7	3	0-0	2
<b>Totals</b>	<b>33/27</b>	<b>109</b>	<b>78</b>	<b>187</b>	<b>3.5-13</b>	<b>0.5-2</b>	<b>4-80</b>	<b>9</b>	<b>3-3</b>	<b>3</b>

**Andrew  
RATLIFF**



**OFFENSIVE LINE**

**6-5 • 307 • SR-3L**

Llano, Texas

Llano HS

**74**

- Honorable Mention All-Southland Conference
- Has played in 19 games, earning 15 starts

**2012 (Junior):** Received honorable mention All-SLC recognition ... Played in eight games, earning seven starts at right guard for the Lumberjacks ... 'Jacks offensive line finished the season ranked among the nation's top 20 in pass protection ... Protected for an offense that led the nation in passing offense.

**2011 (Sophomore):** Played in all 11 games earning eight starts ... Key member of the 'Jacks offensive line that led the nation in pass protection surrendering fewer sacks than anyone else in the country ... SFA passed the ball nearly 600 times in 2011 ... Protected two all-conference running back and an All-SLC quarterback.

**2010 (Redshirt):** Sat out the 2010 campaign due to an offseason injury.

**2009 (Freshman):** Utilized his redshirt season.

**High School:** A 2008 TSWA Honorable Mention All-State selection ... All-West Texas Super Team selection ... Recorded 43 pancake blocks during his senior campaign.

**Personal:** Son of Tom Ratliff and Ilene Winkley ... Born July 5, 1991, in San Antonio, Texas ... Plans to major in history.

**Garrick  
SMITHERMAN**



**OFFENSIVE LINE**

**6-3 • 322 • SR-1L**

Midlothian, Texas


Midlothian HS

**69**

**2012 (Junior):** Played in eight games ... Was listed as the backup at center behind All-American John Steel ... Offensive line finished the season ranked among the nation's leaders in pass protection ... SFA offense also led the nation in pass protection.

**Air Force:** Signed with Air Force out of high school ... Played two season at the USAFA before transferring to Nacogdoches.

**Bryan  
WEST**



**DEEP SNAPPER**

**5-11 • 230 • SR-2L**

Lockhart, Texas

Lockhart HS

**59**

**2012 (Junior):** Played in all 11 games serving as the team's deep snapper ... Also made three tackles on special teams.

**2011 (Sophomore):** Played in all 11 games as the team's deep snapper ... Recorded two total tackles.

**2010 (Redshirt Freshman):** Saw limited action as the backup to Dustin Kempf at deep snapper.

**2009 (Freshman):** A member of the Lumberjack demonstration units.

**High School:** A letterwinner for Lockhart High School for head coach Troy Moses ... Received second-team all-district honors following a standout senior season ... Also competed in powerlifting.

**Personal:** Son of Mark and Georgia West ... Born June 23, 1991, in Austin, Texas ... Is a nursing major.

**Braxton  
BEARDEN**



**WIDE RECEIVER**

**5-10 • 180 • JR-1L**

Carrollton, Texas

Newman-Smith HS

**83**


**2012 (Sophomore):** Saw limited action as a sophomore ... Earned playing time against Southwestern Oklahoma.

**2011 (Freshman):** Played in one game ... Posted a tackle in the victory at Nicholls.

**High School:** Season Stats: Recorded 53 receptions for 735 (13.9 ypc) yards and nine touchdowns ... Carried the ball 105 times for 954 rushing yards (9.1 ypc) and 11 touchdowns ... Also recorded 21 touchdowns ... Guided Newman-Smith to the third round of the 4A playoffs in consecutive years ... Earned first-team all-district honors ... A THSCA Academic All-State.

**Personal:** Son of Steve and Janet Bearden Born on Dec. 25, 1992 ... Undecided major.

## Tyler BOYD



**WIDE RECEIVER**  
**5-10 • 180 • JR-2L**  
 Daingerfield, Texas  
 Daingerfield HS

# 1

**2012 (Sophomore):** Played in five games ... Caught five passes for 81 yards ... Recorded a career-high four passes for 67 yards against Lamar.

**2011 (Freshman):** Played in nine games ... Caught seven passes for 99 yards with one touchdown ... Caught one pass for six yards and his first career touchdown at Nicholls ... Caught two passes for 32 yards against McMurry ... Had a season-long 32-yard reception against Texas State.

**High School:** A three-star recruit by Rivals.com ... Rushed for 1,843 yards between his sophomore and junior seasons ... Also rushed for 29 touchdowns ... Completed 239-of-417 passes for 4,424 yards 57 touchdowns, with only nine interceptions ... Named 2010 2A Player of the Year by TheOldCoach.com ... Two-time all-state selection ... Helped guided Daingerfield to three-straight state titles.

**Personal:** Son of Reginald Boyd and Meloney Edmond ... Born on May 5, 1993.

## Nick BRYANT



**LINEBACKER**  
**5-11 • 205 • JR-2L**  
 Beaumont, Texas  
 Westbrook HS

# 43

**2012 (Sophomore):** Played in six games ... Was the backup at the SAM linebacker ... Recorded three tackles ... Had a season-high two stops against Nicholls State.

**2011 (Freshman):** Appeared in five games recording an assisted tackle in each game ... Also broke up a pass against Lamar.

**High School:** Recorded 104 tackles, and picked off three passes in his final two seasons ... A first-team All-District 21-5A selection ... A first-team all-super gold selection ... An All-SETXsports.com second-team selection ... Helped lead Westbrook to the second round of the Class 5A Division I state playoffs ... Also earned Academic All-District honors ... Also ran track.

**Personal:** Son of Paul and Stephany Bryant ... Born on Nov. 9, 1992.

## Steven CUNIGAN



**WIDE RECEIVER**  
**6-3 • 190 • JR-2L**  
 Wills Point, Texas  
 Wills Point HS/Air Force

# 86

**2012 (Sophomore):** Utilized his redshirt season. 2012: Utilized his redshirt season.

**2011 (Freshman):** Played in four games this season at receiver ... Also saw time on special teams.

**High School:** Originally signed with the United States Air Force Academy out of high school, but inked with the Lumberjacks after spending the past season at the Air Force prep school ... A three-sport letterwinner at Wills Point ... Named first-team all-district on both sides of the ball ... A former district MVP, received honorable mention all-state honors during his senior season.

**Personal:** Son of Lonnie and Peggy Cunigan ... Born April 9, 1991 ... Brother, Quinton Cunigan, played tight end and Baylor from 2003-2008.

## Collin GARRETT



**LINEBACKER**  
**6-2 • 200 • JR-1L**  
 Beaumont, Texas  
 Westbrook/Kansas

# 40

•2012 Honorable Mention All-Southland Conference

**2012 (Sophomore):** Earned honorable mention All-SLC honors ... Played in and started all 11 games ... Led the team and finished fourth in the conference averaging 8.7 tackles per game ... Had 48 solo stops, and was third on the team with 9.5 tackles for losses ... Was also credited with a sack, a forced fumble, and picked off a pass ... Recorded four double-digit tackle performances ... Had a season-high 13 tackles at Montana State and against Sam Houston State ... Also recorded two tackles for losses and a sack at MSU ... Recorded 10 stops and forced a fumble against Nicholls State ... Posted 11 stops against Central Arkansas ... His lone interception of the season came against Lamar.

**Kansas 2011 (Freshman):** Played in six games ... Made career debut against Oklahoma, collecting four tackles ... Added single stops against Kansas State and Baylor ... Made one tackle at Arrowhead Stadium against Missouri ... One of 10 true freshmen to play in 2011.


**High School:** Was a class 5A all-state honorable mention selection as a senior ... Also earned all-state rec-

ognition as a junior ... Named district 5A-21 defensive MVP after both his junior and senior seasons ... Was a two-time all-district selection and a two-time all-southeast Texas first-team selection ... Registered 155 tackles and returned an interception for a touchdown as a senior... As a junior he recorded 137 tackles ... Recorded more than 300 tackles in his career ... Recorded four interceptions and forced four fumbles ... A two-year letterwinner as an outside linebacker ... Also competed in track.

**Personal:** Born in Beaumont, Texas ... son of Lisa Gloude and Greg Garrett ... plans to major in psychology ... father and uncle both played basketball at SFA.

Garrett's Defensive Statistics										
Year	G/GS	UT	AT	TT	TFL-Yds	S	INT	PBU	FR	FF
2012	11/11	48	48	96	9.5-19	0.5-4	1-33	2	0	1
<b>Totals</b>	<b>11/11</b>	<b>48</b>	<b>48</b>	<b>96</b>	<b>9.5-19</b>	<b>0.5-4</b>	<b>1-33</b>	<b>2</b>	<b>0</b>	<b>1</b>

## Marvin GRAY



**LINEBACKER**

**6-1 • 206 • JR-2L**

Tyler, Texas

Lee


**15**

**2012 (Sophomore):** Played in seven games earning one start ... Recorded nine tackles, broke up three passes and recovered a fumble ... Posted a season-high four tackles against Lamar ... Recorded one tackle and recovered a fumble, which he returned 45 yards for a score against Southwestern Oklahoma.

**2011 (Freshman):** Appeared in four games ... Recorded a total of five tackles, including three solos ... Recorded two tackles at Baylor and Lamar ... The two stops at Baylor were both solo tackles.

**High School:** Recorded 84 tackles and picked off four passes during his senior season ... A two-time first-team all-district ... First-team All-East Texas ... Received third-team TSWA Class 5A all-state recognition in 2009.

## Calib HADNOT



**WIDE RECEIVER**

**5-9 • 170 • JR-2L**

Woodville, Texas

Woodville HS

**85**

**2012 (Sophomore):** Played in 11 games ... Caught seven passes for 85 yards and two touchdowns ... Also recorded 11 tackles on special teams ... Caught a season-high four passes for 55 yards and a touchdown against Nicholls ... His other touchdown came in the season opener

against Southwestern Oklahoma.

**2011 (Freshman):** Played in seven games this season ... Had six receptions for 43 yards and two touchdowns ... Longest reception was 14-yard catch in the season opener, which went for a score ... Had two catches for 10 yards against McNeese State ... His lone reception at Lamar he carried six yards for a score.

**2010 (Freshman):** Utilized his redshirt season.

**High School:** Recorded more than 1,900 yds rushing, 40 TDs, 1,100 yds passing, 11 TDs, and three kicks returned for touchdowns ... Named team captain as a junior and senior ... Holds WHS record for single-game yards and touchdowns ... Had 30 carries for 311 yards, six rushing touchdowns and one touchdown passing in win vs. Hemphill in 2009 ... A 2009 first-team All-District 22-2A quarterback ... Earned second-team all-district honors as a junior ... A 2009 all-SETX kick returner ... Led the Eagles to a division II bi-district title.

**Personal:** Son of Mark and Sandra Hadnot ... Born April 30, 1992, in Livingston, Texas ... Plans to major in accounting.

## Clay HARDEE



**FULLBACK/DEF. LINE**

**6-3 • 246 • JR-1L**

Centerville, Texas

Navarro JC

**47**


**2012 (Junior):** Played in eight games ... Spent time on the defensive line and at fullback ... Recorded two tackles on the season ... Had an assisted stop against Southwestern Oklahoma and at SMU ... Also recovered a fumble against the Mustangs.

**Navarro JC:** Went on to play baseball at Navarro before transferring to SFA ... A member of Navarro's NJCAA National Championship team as a freshman.

**High School:** A four-sport letterwinner at Centerville High ... Was a four-time all-district selection on defense, and a three-time all-district pick on the offensive side of the ball ... A four-time all-district selection on the baseball diamond garnering district MVP honors in his final season ... Also received two-time all-Brazos Valley honors.

**Personal:** Son of Kyle and Michelle Hardee ... Born Dec. 21, 1991, in Huntsville, Texas ... Father played football McMurry.

**Gus  
JOHNSON**



**RUNNING BACK**

**5-10 • 215 • JR-2L**

Gilmer, Texas

Gilmer HS

**6**

- 2013 CFPB Running Back Award Watch List
- First-Team All-Southland Conference
- Has played in 20 games, earning eight starts
- College Sporting News National Weekly All-Star (10/3/12)

**2012 (Sophomore):** First-team All-Southland Conference selection ... Became the first Lumberjack running back to earn first-team all-conference honors since 2006 ... Played in 10 games earning eight starts on the season ... Ended the season tied for 12 nationally with 14 rushing touchdowns ... Finished second in the conference with 969 yards rushing ... Led the league averaging better than six yards per carry ... Was also second in the league with 14 rushing touchdowns ... Had four games where he scored at least two touchdowns ... Also hauled in 14 passes for 86 yards and a score ... Recorded five games of rushing for at least 100 yards, and two of more than 200 yards ... Was named Southland Conference Offense Player of the Week and College Sporting News Weekly All-Star after rushing for 215 yards on 32 carries and four touchdowns against Central Arkansas ... Closed out the season by setting a career high with 33 rushes for 226 yards and score ... The 226-yard outing was the third-best single-game performance in school history ... Ran for 107 yards on 10 carries, and had two touchdowns in the season opener against Southwestern Oklahoma ... Had a 15-carry, 104-yard rushing night with two touchdowns at Texas State ... Also caught a 10-yard pass for a score against the Bobcats ... Rushed for four touchdowns at Southeastern Louisiana ... Finished the game with 20 carries for 124 yards against the Lions.

**2011 (Freshman):** Appeared in 10 games this season ... Had 45 carries for 194 yards and three touchdowns ... Also caught five passes for 60 yards ... Finished the season with 294 all-purpose yards ... Had five carries for 37 yards and a score, including a long of 30 yards in the season opener against McMurry ... Had six carries for 41 yards and a score versus Southeastern Louisiana ... Tied a career-high with nine carries for 34 yards and a score at Northwestern State ... Caught one pass for a season-high 19 yards against McNeese State.

**High School:** A three-star recruit according to Rivals.com ... Ranked as the 42nd overall running back according to Rivals.com ... Named MVP of the Nike Combine at TCU ... A first-team all-district selection ... Carried the ball 166 times for 1,312 (7.9 ypc) yards and nine touchdowns during his senior season ... Recorded 1,764 yards rushing

**22 STEPHEN F. AUSTIN**

and 18 touchdowns in his final two seasons ... Hauled in 49 passes for 562 (11.5 ypc) yards and five scores as a senior ... Helped Gilmer to a 9-4 record during his senior season.

**Johnson's Statistics**

Year	G/GS	Att.	Gain	Loss	Net	Avg	TD	Lg	Avg/G
2011	10/0	45	224	30	194	4.3	3	30	19.4
2012	10/8	154	1003	34	969	6.3	14	66	96.9
<b>Totals</b>	<b>20/8</b>	<b>199</b>	<b>1,240</b>	<b>77</b>	<b>1,163</b>	<b>5.8</b>	<b>17</b>	<b>66</b>	<b>58.2</b>

**Keavon  
MADISON**



**DEFENSIVE BACK**

**5-10 • 173 • JR-1L**

Houston, Texas

Hightower HS

**23**

**2012 (Sophomore):** Played in six games, earning a start at Southeastern Louisiana ... Finished the year with five tackles, including four solo stops, and a pass break up ... Recorded a season-high two solo tackles at Southeastern Louisiana ... The lone pass deflection came against Lamar.

**2011 (Freshman):** Spent the 2011 season on the Lumberjack demonstration units.

**High School:** A three-year letterwinner at Hightower High School ... Garnered all-district honors ... Guided Hightower to the 2009 5A State Championship.

**Personal:** Son of Elisha and Octavia Williams ... Born Sept. 5, 1991, in Houston, Texas.

**Ishmiah  
MILES**



**DEFENSIVE LINE**

**6-2 • 228 • JR-2L**

Sachse, Texas

Sachse HS

**98**

**2012 (Sophomore):** Played in 11 games earning one start ... Recorded 26 tackles on the season, including 12 solo stops ... Was also credited with seven tackles for losses and 4.5 sacks, forced a fumble and blocked a kick ... Recorded five tackles, including a sack and a forced fumble at Southeastern Louisiana ... He also blocked a kick against the Lady Lions ... Followed that up with a season-high six tackles, including for solo stops, and two for losses against Northwestern State ... One of his TFLs against the Demons was a sack.


**2011 (Freshman):** Appeared in nine games ... Recorded 17 total tackles, including eight solos ... Made his first tackle against Baylor where he had four tackles, including three solos ... Had a season-high six tackles against Lamar.



**High School:** Garnered First-Team All-District 10-5A honors as a senior ... Averaged eight tackles per game ... Recorded 8.5 sacks on the season.

Miles' Defensive Statistics										
Year	G/GS	UT	AT	TT	TFL-Yds	S	INT	PBU	FR	FF
2011	9/0	8	9	17	3.5-17	1.5-12	0-0	0	0	0
2012	9/2	12	14	26	7.0-44	5.0-38	0-0	0	0	1
<b>Totals</b>	<b>18/2</b>	<b>20</b>	<b>23</b>	<b>43</b>	<b>10.5-61</b>	<b>6.5-50</b>	<b>0-0</b>	<b>0</b>	<b>0</b>	<b>1</b>

## Marquis Mosley



**WIDE RECEIVER**

**6-4 • 202 • JR-2L**

Tyler, Texas

Lee HS

**4**

•Has played in 20 games, earning 15 starts

**2012 (Sophomore):** Played in nine games, earning six starts ... Finished the year with 18 receptions for 146 yards ... Caught a season-high seven passes for 43 yards at Texas State ... Recorded a season-long reception of 24 yards at nationally ranked Montana State.

**2011 (Freshman):** One of the top freshman receivers in the conference ... Appeared in all 11 games earning nine starts ... Caught 42 passes for 356 yards and two touchdowns ... Recorded his first career touchdown reception against Lamar ... Caught nine passes for 99 yards against Texas State ... Had six receptions for 70 yards in the season opener against McMurry.

**High School:** A two-star receiver according to Rivals.com ... A first-team all-district selection ... Earned honorable mention 2009 all-district honors ... Hauled in 52 catches for more than 500 yards ... Was originally committed to Illinois ... A three-year letterwinner in football ... Also lettered in basketball and track and field.

Mosley's Receiving Statistics						
Year	G/GS	REC	YDS	TD	Lg	Avg/Gm
2011	11/9	42	356	2	28	32.4
2012	9/6	18	146	0	24	16.2
<b>Totals</b>	<b>20/15</b>	<b>60</b>	<b>502</b>	<b>2</b>	<b>28</b>	<b>25.1</b>

## Trevor MURPHY



**OFF./DEF. LINE**

**6-2 • 280 • JR-1L**

Jefferson, Texas

Jefferson HS/Colorado State

**55**

**2012 (Sophomore):** Played in nine games earning two starts ... Recorded 20 tackles on the season, including eight solo stops and 2.5 for losses ... One of his TFLs

was a sack ... Recorded a season-high seven stops in the victory over Lamar ... Had two tackles, including one for a loss at Southeastern Louisiana.

**2010 (Freshman):** Spent the year working with the Lumberjack demonstration units.

**High School:** A four-year starter, played defensive tackle, defensive end, center, tight end and fullback at Jefferson High School...As a defensive lineman, earned first-team all-district recognition three consecutive years, and second-team honors as a freshman...Received second-team all-state honors as a senior, and honorable-mention all-state and second-team all-East Texas accolades as a junior...Earned first-team all-district recognition as a center in both 2008 and '09... Racked up 256 total tackles, 46 behind the line of scrimmage, 13 sacks and 10 fumble recoveries during a decorated career, helping his team advance to the second round of the state playoffs three times...A captain in 2009, had a career-best 80 tackles, including 12 for loss, five sacks, two forced fumbles and two fumble recoveries...In 2008, earned Defensive Player of the Year honors on the all-county team after recording 66 tackles, 14 for loss, three sacks, two forced fumbles, one fumble recovery and a blocked kick; also scored a touchdown as a tight end

**Personal:** Son of Pat and Melinda... Born Nov. 12, 1991, in Houston, Texas... Has a younger brother... Pat, lettered as a defensive lineman for Stephen F. Austin in the 1980s, and uncle, Lee Murphy, played football at Sam Houston State.

## Jeremy NEFF



**OFFENSIVE LINE**

**6-4 • 322 • JR-2L**

Mont Belvieu, Texas

Barbers Hill HS

**64**

**2012 (Sophomore):** Played in six games ... Was listed as the backup at left guard ... A member of the O-Line rotation that finished the season ranked among the nation's top 20 in pass protection ... SFA led the nation in passing offense.

**2011 (Freshman):** Appeared in one game ... A youthful member of an offensive line that led the nation in pass protection ... Another young athlete on the SFA front that is expected to be a big part of the 'Jacks future.

**High School:** Listed among Dave Campbell's Texas Football 'Best of the Rest' offensive linemen ... A SETXs-ports.com Second-Team Academic All-District selection ... Also a three-time district champ in the discus ... A three-time regional qualifier in the event, placing fifth in state as a sophomore and junior.

## Darren ROBINSON



**DEFENSIVE LINE**

**5-11 • 247 • JR-2L**

Dallas, Texas

Carter HS

# 48

- 2012 All-Southland Conference
- Had strong 2012 season, after sitting out the previous year with injuries
- Has played in 23 games, earning 12 starts

**2012 (Sophomore):** First-team All-Southland Conference selection ... Played in and started all 11 games ... Finished seventh in the conference, tied for team-high honors with 11.5 tackles for losses ... Finished second in the conference with 7.5 sacks ... Also recorded 31 tackles, forced two fumbles, recovered two fumbles and broke up a pass ... Recorded a season-high six tackles, including two for losses, and 1.5 sacks against Southwestern Oklahoma ... Had three tackles, and two for losses, against nationally ranked Montana State ... Two of his three tackles against Central Arkansas were sacks ... Posted a five-tackle performance, including 1.5 sacks, against Nicholls ... Recorded four tackles against Lamar, including three for losses and two sacks ... Also forced two fumbles, and recovered a fumble against the Cardinals.

**2011 (Sophomore):** Utilized his redshirt season.

**2010 (Freshman):** Played in 12 games earning a start at McNeese State ... Finished the year with 31 tackles, including 11 solos, and 6.5 tackles for losses ... Was also credited with two pass breakups, 1.5 sacks and a forced fumble ... Posted a season-high five tackles against Texas A&M ... Recorded four tackles, including one for a loss against Lamar, McNeese State and Southeastern Louisiana ... Recorded three tackles, 2.5 TFLs and 1.5 sacks versus Nicholls ... Also forced a fumble against the Colonels.


**High School:** A 2007 All-District 11-5A first-team selection ... 2008 District 11-4A defensive MVP ... Led district in tackles while leading Carter to area championship of Class 4A playoffs ... Part of three-straight Carter teams that made the playoffs, advancing to the third round each season ... Recorded 268 tackles and 52 sacks in three-year prep career.

**Personal:** Son of Rian Canter and Tracey Thornton ... Born Sept. 4, 1990, in Dallas Texas ... Plans to major in criminal justice.

### Robinson's Defensive Statistics

Year	G/GS	UT	AT	TT	TFL-Yds	Sacks	INT	PBU	FR	FF
2010	12/1	11	20	31	6.5-22	1.5-9	0-0	2	0-0	1
2011	Sat out the season									
2012	11/11	10	21	31	11.5-59	7.5-42	0-0	1	2-0	2
<b>Totals</b>	<b>23/12</b>	<b>21</b>	<b>40</b>	<b>62</b>	<b>18.0-81</b>	<b>9.0-51</b>	<b>0-0</b>	<b>3</b>	<b>2-0</b>	<b>3</b>

## Lance SKYLER



**DEFENSIVE LINE**

**6-2 • 262 • JR-2L**

Lancaster, Texas

Lancaster HS

# 92

**2012 (Sophomore):** Played in 11 games earning three starts ... Finished the season with 36 tackles, including 13 solo stops, and 1.5 tackles for losses ... Also recorded a sack, forced a fumble, recovered a fumble and blocked a kick ... Recorded a career-high eight tackles against Sam Houston State ... Also recovered a fumble against the Bearkats ... Equaled his career high with eight stops against Lamar ... Forced a fumble, blocked a kick and recorded his lone sack of the season at SMU.


**2011 (Freshman):** Appeared in two games ... Recorded his lone tackle of the season against Sam Houston State.

**High School:** A two-star defensive end according to Scout.com ... An ESPN.com three-star recruit ... Ranked among the top 160 defensive ends in the nation according to ESPN.com ... A four-time all-district selection ... Three-time first-team all-district ... Garnered second all-district honors as a freshman ... Also lettered in track and field and powerlifting.

### Skyler's Defensive Statistics

Year	G/GS	UT	AT	TT	TFL-Yds	Sacks	INT	PBU	FR	FF
2011	2/0	0	1	1	0-0	0-0	0-0	0	0	0
2012	10/4	13	23	36	1.5-9	1.0-6	0-0	0	1-0	1
<b>Totals</b>	<b>12/4</b>	<b>13</b>	<b>24</b>	<b>37</b>	<b>1.5-9</b>	<b>1.0-6</b>	<b>0-0</b>	<b>0</b>	<b>1-0</b>	<b>1</b>

## Trey VALLIER



**DEFENSIVE BACK**

**6-0 • 190 • JR-2L**

Henderson, Texas

Henderson HS

# 33

- Has played in 21 games, earning 10 starts.

**2012 (Sophomore):** Played in and started 10 games ... Finished the season with 24 tackles, seven pass breakups and a forced fumble ... Recorded a season-high five tackles, including four solo stops, and forced a fumble at Texas State ... Had two solo stops and batted away three passes at SMU.


**2011 (Freshman):** Played in all 11 games during his rookie season ... Was listed No. 2 on the depth chart at corner back ... Made 19 total tackles with 11 solo stops ... Made his first two tackles of the season against McMurry...

Had a season high of five solo tackles at Nicholls.

**High School:** Earned first-team All-District 16-3A honors ... An AP honorable mention Class 3A all-state selection ... Guided Henderson to the Class 3A Division I state championship.

Vallier's Defensive Statistics										
Year	G/GS	UT	AT	TT	TFL-Yds	Sacks	INT	PBU	FR	FF
2011	11/0	11	8	19	0.5-1	0-0	0-0	0	0-0	0
2012	10/10	14	10	24	0-0	0-0	0-0	7	0-0	1
<b>Totals</b>	<b>21/10</b>	<b>25</b>	<b>18</b>	<b>43</b>	<b>0.5-1</b>	<b>0-0</b>	<b>0-0</b>	<b>7</b>	<b>0-0</b>	<b>1</b>

## DJ WARD



### WIDE RECEIVER

**6-0 • 178 • JR-1L**

The Woodlands, Texas

College Park HS

# 9

- One of the top young wide outs in the country
- 2012 Second-Team All-Southland selection
- 2012 College Sports Journal All-Rookie Team

**2012 (Sophomore):** Named to the 2012 College Sports Journal All-Rookie Team ... Second-Team All-Southland Conference ... Played in 11 games earning five starts on the season ... Worked his way into the starting lineup seventh game of the season ... Finished second in the league with 62 receptions ... Recorded 762 yards receiving and four TD catches ... Also returned five kicks for 74 yards ... Recorded three 100-yard receiving games ... Set a career-high with 11 receptions for 105 yards and a touchdown against Lamar ... Set a career-high in receiving yards when he hauled in six passes for 129 yards and a score against Sam Houston State ... Also had a season-long 77-yard reception against the Bearkats ... Had nine receptions for 111 yards and a touchdown against Nicholls State.

**High School:** A two-sport letterwinner at College Park ... Received all-district honors in as a receiver and in the triple jump during his prep career ... Owns the school record in the triple jump.

**Personal:** Son of Darryl and Rose Ward.

Ward's Receiving Statistics						
Year	G/GS	REC	YDS	TD	Lg	Avg/Gm
2012	11/5	62	762	4	77	69.3
<b>Totals</b>	<b>11/5</b>	<b>62</b>	<b>762</b>	<b>4</b>	<b>77</b>	<b>69.3</b>

## Jordan WIGGS



### KICKER

**5-10 • 198 • JR-2L**

Grand Prairie, Texas

South Grand Prairie HS

# 42

- Two-Time Honorable Mention All-Southland Conference

**2012 (Sophomore):** Received Honorable Mention All-Southland Conference recognition ... Played in all 11 games ... Finished the season with 81 points ... Finished fifth in league averaging 7.4 points per game ... Was 15-of-20 (.750) on field goal attempts, including a long of 37 yards ... Was 36-of-39 (.923) on PATs ... Averaged 58.5 yards per kick off ... Was a perfect 4-of-4 on field goals against Lamar, including a long of 33 yards ... Scored 16 points against the Cardinals ... Was named Southland Conference Special Teams Player of the Week following his performance against Lamar ... Went 3-of-3 on field goals, including a 37-yarder against Nicholls.

**2011 (Freshman):** A 2011 Honorable Mention All-SLC selection ... Appeared in all 11 games ... Ranked 15th in the nation and led all league kickers with 87 points ... Among the national leaders averaging 1.54 field goals per game ... Was 17-of-24 (.708) on field goals, and 36-of-38 (947) on PATs ... Nailed a career-long 41-yarder versus Sam Houston, and followed that up with career-best 42-yard field goal at Nicholls.

**High School:** Career Stats -- Was 23-of-28 (.821) on field goal attempts and 75-of-78 (.962) on extra point tries ... Has recorded a career long field goal of 47 yards ... Ranked as 14th best kicker in nation, and the state's fifth-best kick prospect according to ChrisSailerKicking.com ... A 2010 unanimous first-team all-district selection ... Ranked as a five-star recruit and invited to the Chris Sailer Top 12 Camp ... Brother, Carson, is an All-Big 10 kicker at Purdue.

**Personal:** Son of Michael and Mary Wiggs ... Born on Feb. 9, 1993 ... Brother, Carson Wiggs, was a kicker at Purdue University from 2008-2011 ... Majoring in International Business.

## Rodney YOUNG



### LINEBACKER

**6-1 • 222 • JR-2L**

Spring, Texas

Dekaney HS

# 50

**2012 (Sophomore):** Played in eight games ... Recorded seven tackles, including one for a loss, and a pass breakup ... Recorded a season-high five tackles against

**2013 LUMBERJACK FOOTBALL 25**

Southwestern Oklahoma ... Also recorded a pass breakup and a TFL against SWOSU.

**2011: (Freshman):** Played in eight games ... Made 14 tackles, including six solos ... Recorded a season-high six tackles at Central Arkansas, including one for a loss.

**High School:** A three-star linebacker according to Rivals.com ... A 2010 PigskinPrep.com Class 13-5A First-Team All-District selection ... Also earned Academic All-District honors.

**Nick  
BRUNO**



**KICKER/PUNTER**

**5-10 • 200 • SO-1L**

Rowlett, Texas

Rowlett HS


**45**

**2012 (Freshman):** Played in all 11 games as the punter ... Averaged 37.9 yards per punt on 41 punts ... Had nine punts inside the 20, and two punts of more than 50 yards ... Averaged 45 yards per punt, or better, at Montana State and against Northwestern State ... Recorded two punts of at least 50 yards against MSU, including a career-best 76 yarder ... The 76-yard punt is the third-longest punt in program history.

**High School:** Ranked fourth in the district in scoring ... Converted 8-of-11 field goal attempts, and was 50-of-52 on PATs in 2011 ... Averaged 41.8 yards per punt, including a long of 61 yards during his senior campaign ... 2010 1st Team All District Punter ... Received first-team all-district honors in his final season with Rowlett ... Received 4.5 stars as a kicker, and a five-star punter rating from KohlsKicking.com ... Listed as the No. 13 punter, and 100th kicker by KohlsKicking.com ... Also a standout on the Rowlett soccer team.

**Personal:** Son of William and Monnica Bruno... born on September 9, 1993 in Plano, Texas...major is Business.

**Donald  
BRYANT**



**DEFENSIVE LINE**

**6-2 • 280 • SO-TR**

Daingerfield, Texas

Daingerfield HS/Baylor

**95**


**2011 (True Freshman):** Sat out first season at Baylor and participated on practice squad, redshirted to retain eligibility.

**High School:** Two-way all-state lineman won three straight state championships at Daingerfield (Texas) High School ... Played under head coach Barry Bowman at DHS

(Tigers totaled 44-3 record final three seasons) ... Rated No. 96 defensive tackle nationally by ESPN.com ... Listed No. 19 defensive end prospect in state by TexasHSFootball.com ... Earned 2010 third-team Class 2A All-State honors by TSWA and second-team All-East Texas by Tyler Courier-Times-Telegraph as defensive lineman after helping Daingerfield to 14-1 record and 2A DI state championship ... Totaled 87 tackles, 19 for loss, seven sacks, four breakups, two forced fumbles, one fumble recovery and one TD on defense as senior in 2010 ... Named 2009 third-team Class 2A All-State offensive lineman by TSWA as junior after helping DHS to 15-1 record and 2A DII state championship ... Credited with 42 pancakes ... Totaled 58 tackles and two sacks defensively as sophomore on Daingerfield's 2008 state championship team (15-1 record) ... Also threw shot put on DHS track and field squad.

**Personal:** Son of Brenda Johnson and Donald Bryant ... Full name is Donald Wayne Bryant II ... Born Sept. 10, 1992 in Mount Pleasant, Texas ... Majoring in general studies.

**Jordan  
BURTON**



**LINEBACKER**

**6-3 • 207 • FR-HS**

Longview, Texas

Longview HS

**41**

**2012 (Freshman):** Played in three games ... Recorded a season-high three tackles against Southwestern Oklahoma ... Also had stops at SMU and Montana State.

**High School:** A three-star prospect ... Rated the No. 99 outside linebacker according to scout.com ... A two-time all-district selection ... Named first-team all-district following his senior season ... Recorded 106 tackles, including three for losses, and broke up four passes this past season for a Lobos' squad that went 11-2 and won a district title ... Recorded 110 tackles with an interception playing safety as a junior ... Posted 28 stops during Longview's run to the 2009 state title game ... Made official visits to Arkansas, Texas A&M, TCU, Baylor and Oklahoma.

**David  
DANE**



**OFFENSIVE LINE**

**6-6 • 287 • SO-1L**

Bells, Texas

Bells HS

**77**

**2012 (Redshirt Freshman):** Played in eight games ... Was the backup to Byron Williams at right guard ... Pro-

tected for an offense that led the nation in passing ... The O-Line ranked 10th nationally in pass protection.

**2011 (Freshman):** Spent his rookie season on the Lumberjack demonstration units.

**High School:** Two-year letterwinner at Bells High School ... Played center, left tackle, defensive end and served as the team deep snapper ... Also lettered in basketball and track and field ... Set new Bells ISD record in the discus.

**Personal:** Son of Jeff and Desay Dane ... Born Nov. 7, 1992 ... Majoring in business.

## Fred FORD



**RUNNING BACK**

**6-0 • 204 • SO-RS**

Kirbyville, Texas

Kirbyville

**12**

**2012 (Sophomore):** Utilized his redshirt as a sophomore.

**2011 (Freshman):** Played in 11 games ... Carried the ball 65 for 356 yards and five touchdowns ... Rushed 11 times for 102 yards, and two touchdowns against McMurry ... Had a season-long rush of 47 yards against the War Hawks ... Also hauled in two passes for six yards versus McMurry ... Recorded a season-high 12 carries for 67 yards and a touchdown against McNeese State.


**High School:** Stats: 513 carries for 4,968 yards and 64 touchdowns ... A two-star recruit according to Rivals.com ... Named District 18-3A Offensive MVP ... All-SETX-sports.com MVP ... Received first-team all-state honors according to TheOldCoach.com ... A Smoaky.com All-East Texas first-team selection ... Accounted for 287 yards of total offense and 3 TDs in 2A state title game ... Nominated for the Willie Ray Smith Award.

**Personal:** Son of Freddie and Tracey Samuel ... Born on Oct. 24, 1991 in Jasper, Texas ... Majoring in Kinesiology.

### Ford's Statistics

Year	G/GS	Att.	Gain	Loss	Net	Avg	TD	Lg	Avg/G
2011	11/0	65	366	10	356	5.5	5	47	43.4
2012			Utilized His Redshirt Season						
<b>Totals</b>	<b>11/0</b>	<b>65</b>	<b>366</b>	<b>10</b>	<b>356</b>	<b>5.5</b>	<b>5</b>	<b>47</b>	<b>43.4</b>

## Demundre FREEMAN



**DEFENSIVE BACK**

**5-11 • 175 • SO-1L**

Cedar Hill, Texas

Cedar Hill HS

**26**

**2012 (Freshman):** Saw time on specials teams and in the Lumberjack secondary.

**High School:** Recorded 27 tackles, including 16 assists and two interceptions during his senior year ... Guided Cedar Hill to a district title ... A two-time second-team all-district selection ... A 2010 private school honorable mention all-state ... Was also a standout on the track and field team ... High School teammate, J.C. Franklin, is also a Lumberjack signee.

## Shayvion HATTEN



**DEFENSIVE LINE**

**6-4 • 292 • SO-TR**

Daingerfield, Texas

Daingerfield HS/Texas A&M

**90**

**2011 (Freshman):** Redshirted.

**High School:** Played offensive and defensive line at Daingerfield High School, earned second-team Class 2A All-State honors on offense as a junior and All-East Texas honors on defense as a senior ... produced 32 pancakes, 18 knockdowns and graded 84 percent on offensive line in 2009 ... as a senior, Hatten posted 59 tackles, 2 sacks and a fumble recovery ... selected to Dave Campbell's Texas Football Super Team (Third Team) and was rated the No. 8 OL in Texas by DCTF ... DCTF Top 300 ... PrepStar All-Region ... SuperPrep All-Region ... chose the Aggies over Florida State, TCU, Texas Tech and Missouri ... helped Daingerfield to a 44-3 record and three straight Class 2A state championships.

**Personal:** Shayvion Hatten is the son of Tiffany Hatten and Andrew Porter ... born Feb. 1, 1993 ... agricultural leadership and development.

## Danan HENDERSON



**DEFENSIVE LINE**

**6-4 • 228 • SO-1L**

Hallsville, Texas

Hallsville HS


# 54

**2012 (Sophomore):** Played in four games ... Recorded four tackles, including one unassisted stop ... Had two tackles in the season opener against Southwestern Oklahoma and two against Nicholls State ... One of his two tackles against the Colonels was a sack.

**High School:** A two-sport letterwinner at Hallsville ... Garnered first-team all-district honors at linebacker ... Also received All-Hanson/Mason County honors and All-East Texas honors on the gridiron ... Recorded 120 tackles, including three sacks, as a senior ... He also picked off a pass and forced five fumbles in his final prep season ... Lists his best overall performance as a 19-tackle, one-interception effort against Mount Pleasant ... Was named team captain, and received team defensive MVP honors ... Was an all-district forward in basketball as a senior ... Also earned academic all-district honors.

**Personal:** Son of Danny and Nancy Henderson ... Born July 13, 1992, in Monroe, La.

## Ashante JOSEPH



**DEFENSIVE LINE**

**5-10 • 250 • SO-1L**

Houston, Texas

Dobie HS

# 94

**2012 (Freshman):** Played in five games ... Recorded seven tackles ... Posted a season-best two tackles against Nicholls State and Lamar.

**High School:** A three-year letterwinner at Dobie High School ... Also lettered in powerlifting ... Received first-team all-district honors ... A two-time academic all-district selection ... Holds Dobie's powerlifting record in the squat (560 lbs.).

**Personal:** Son of Condredge and Penelope Joseph ... Born Sept. 4, 1992, in Florida ... Father played football at McNeese State, and in the NFL with the New Orleans Saints.

## Mason JUHL



**KICKER**

**5-9 • 190 • SO-1L**

Dallas, Texas

Highland Park HS

# 94

**2012 (Freshman):** Served as the backup kicker through his rookie season ... Went 4-of-4 on PATs, including conversions on all three attempts in the rain against Central Arkansas ... Also made a tackle on special teams.

**High School:** A two-year letterwinner at Highland Park for coach Randy Allen ... Lists his best performance as a 4-of-4 performance on field goals, connecting on attempts from 32, 40, 38 and 47 yards.

**Personal:** Son of Michael Juhl and Bess Soplita ... Born Aug. 6, 1993, in Highland Park, Texas.

## Joe MINDEN



**QUARTERBACK**

**6-2 • 200 • SO-1L**

Coppell, Texas

Coppell HS

# 10


**2012 (Redshirt Freshman):** Was the backup to starting quarterback Brady Attaway ... Played in five games ... Completed 61-of-108 passes (.565) for 569 yards and two touchdowns during his first season ... Also had five interceptions ... Punted the ball twice for a 33-yard average ... Completed 13-of-19 passes for 86 yards and a score in the season opener against Southwestern Oklahoma ... Completed 23 passes (61 percent) for 193 yards at SMU ... Connected on 12-of-22 passes (55 percent) for 148 yards and a touchdown in the victory over Lamar.

**2011 (Freshman):** Utilized redshirt season.

**High School:** A three-star quarterback according to Rivals.com ... Received 2010 First-Team All-District 7-5A honors ... Completed 232-of-371 (.625) passes for 3,436 yards ... Also threw for 30 touchdowns with only five picks as a senior ... Was named offensive player of the week after completing 17-of-27 (.630) passes for 267 yards and four touchdowns ... Set Coppell single-season record for passing yards and touchdown passes ... Named 2010 ESPN Rise Most Improved Player.

Minden's Statistics							
Year	G/GS	A-C-I	Pct.	Yds	TD	Lg	Avg./G
2012	5/0	108-61-5	56.5	569	2	27	113.8
<b>Totals</b>	<b>5/0</b>	<b>108-61-5</b>	<b>56.5</b>	<b>569</b>	<b>2</b>	<b>27</b>	<b>113.8</b>

## Destin MOSLEY



**DEFENSIVE BACK**

**5-9 • 180 • SO-1L**

Jefferson, Texas

Jefferson HS/Kansas State

**29**


**2012 (Sophomore):** Played in four games ... Finished the season with three tackles ... All three of his tackles came in the season opener against Southwestern Oklahoma.

**Kansas State:** Utilized his redshirt season.

**High School:** Rated a three-star prospect and the 88th best athlete by Rivals.com in 2009... Earned All-East Texas honorable mention accolades at running back by the Longview News-Journal... Named to PrepStar's All-Region team... Earned First Team All-District 17-2A at running back as a senior... Rushed for over 1,200 yards and 11 touchdowns as a junior at Jefferson High.

**Personal:** Destin Mosley was born January 31, 1992... Parents are Wilbert Mosley and Linda Brown... Plans on majoring in kinesiology.

## Artrez PRICE



**DEFENSIVE END**

**6-1 • 234 • FR-RS**

Killeen, Texas

Killeen HS

**96**

**2012 (Freshman):** Utilized his redshirt season.

**High School:** Garnered first-team All-Centex recognition in 2011 ... A first-team all-district selection and first-team all-area ... An honorable mention all-district pick following a junior season that saw him post 56 tackles, including 46 solo stops, and nine for losses ... Received attention from TCU, UTEP and Texas State.

**Personal:** Son of Sophinia Price...born on September 20, 1993 in Killeen, Texas...plans to major in Engineering/Physics.

## Aaron THOMAS



**WIDE RECEIVER**

**6-0 • 192 • SO-1L**

Burnet, Texas

Burnet HS


**81**

**2012 (Freshman):** Played in 11 games earning two starts ... Finished the season with 32 receptions for 323 yards and four touchdowns ... Hauled in a career-high seven passes for 99 yards at McNeese State ... Followed that up with a six-catch performance for 46 yards against Lamar ... Closed out the season by hauling in six passes for 69 yards and a touchdown against Northwestern State ... Caught three passes for 40 yards against Nicholls State, and took two of the receptions to the end zone for scores.

### Thomas' Receiving Statistics

Year	G/GS	REC	YDS	TD	Lg	Avg/Gm
2012	11/2	32	323	4	36	29.4
<b>Totals</b>	<b>11/2</b>	<b>32</b>	<b>323</b>	<b>4</b>	<b>36</b>	<b>29.4</b>

## Terran VAUGHN



**OFFENSIVE LINE**

**6-3 • 280 • SO-1L**

Beaumont, Texas

Ozen HS

**75**

•One of the top returning sophomore linemen in the SLC

**2012 (Freshman):** Played in 10 games earning seven starts on the season ... Was one of two freshmen who worked their way into the starting lineup during the 2012 season ... 'Jacks offense led the nation in passing ... SFA finished the nation ranked 10th nationally in pass protection.

**High School:** Named 2011 First-Team All-District 20-4A ... Garnered Port Arthur News Super Team recognition ... An honorable mention academic all-state selection.

**Byron  
WILLIAMS**



**OFFENSIVE LINE**  
**6-4 • 290 • SO-1L**  
 Dickinson, Texas  
 Dickinson HS

**76**

- One of the top young returning lineman in the conference
- One of two freshmen to earn a starting role on the O-Line

**2012 (Freshman):** Played in all 11 games, earning nine starts ... 'Jacks offense led the nation in passing ... SFA finished the nation ranked 10th nationally in pass protection.

**High School:** A three-time first-team all-district selection ...All-district MVP in 2011... three time All County team... Garnered 2011 First-Team Daily News All-County honors ... A member of an offensive line that averaged more than 290 yards rushing per game and allowed fewer than two sacks per game in 2011 ... The O-Line blocked for a rushing attack that averaged better than 200 rushing yards per game during Williams' junior year.

**Personal:** Son of Rickie and Latitia Williams...born on December 15, 1993 in Webster, Texas...plans to major in Business Management/Kinesiology.

**Jabralon  
ALLEN**



**LINEBACKER**  
**6-0 • 218 • FR-RS**  
 Frankston, Texas  
 Frankston HS


**46**

**2012 (Freshman):** Utilized his redshirt season.

**High School:** Senior stats - 193 tackles and 23 TFLs ... Led Indians to 8-4 record and second round of Class 2A playoffs ... Earned AP Class 2A honorable mention all-state honors ... Named District 9-2A Defensive MVP ... A Dogwood Circle Defensive Player of the Year selection ... Garnered honorable mention Smoaky.com All-East Texas accolades.

**Personal:** Brother, Jamal, was also a 2011 Lumberjack signee.

**Jamal  
ALLEN**




**DEFENSIVE BACK**  
**6-0 • 222 • FR-RS**  
 Frankston, Texas  
 Frankston HS

**56**

**2012 (Freshman):** Utilized his redshirt season.

**High School:** Season stats - threw for 1,057 yards and eight touchdowns, also carried the ball for 1,369 yards and 10 scores ... Led Indians to 8-4 record and second round of Class 2A playoffs ... District 9-2A Co-Offensive MVP ... Earned Dogwood Circle Offensive Player of the Year Honors ... A Smoaky.com Honorable Mention All-East Texas selection.

**Lamarcus  
BROWN**



**DEFENSIVE BACK**  
**5-11 • 180 • FR-RS**  
 Henderson, Texas  
 Henderson HS

**24**

**2012 (Freshman):** Spent his first season on campus working with the demonstration units.

**High School:** Garnered honorable mention all-state recognition following the 2011 campaign ... A three time first-team all-district selection ... Finished second in the district, and 41st in the state in receiving as a senior ... Recorded eight receiving touchdowns in 2011 ... Was seventh in the district in receiving, and three touchdowns, as a junior.

**Personal:** Son of Patrick Brown and Laquisha Jackson...born on November 25, 1993 in Henderson, Texas...plans to majoy in Kinesiology.

**Nick  
EDWARDS**



**OFFENSIVE LINE**  
**6-2 • 270 • FR-RS**  
 Trophy Club, Texas  
 Northwest HS

**66**

**2012 (Freshman):** Utilized his redshirt season.

**High School:** Named team captain ... Played for winning programs through out his high school career ... He was 16-2 in his first two seasons at the high school level ...



Has the versatility to play four positions on the line ... Also lettered in golf, guiding his high school team to a regional title and fifth-place finish in state.

## J.C. FRANKLIN



**DEFENSIVE BACK**  
5-10 • 177 • FR-RS  
Cedar Hill, Texas  
Cedar Hill HS


31

**2012 (Freshman):** Spent the season working with the Lumberjack demonstration units.

**High School:** Second-team all-district selection at safety ... Recorded 59 tackles, including 24 solo stops and one tackle for a loss this season ... Named team captain ... True definition of a student-athlete earning Academic All-District and honorable mention all-state honors. Personal: Son of Roderick and Voncilla ... Born July 7, 1994, in Dallas, Texas ... High School teammate, Demundre Freeman, is also an SFA signee ... Father played football at Mississippi Valley State.

**Personal:** Son of Roderick and Voncilla Franklin... born on July 7, 1994 in Dallas, Texas...Undecided Major.

## Kedrick HARRISON



**DEFENSIVE LINE**  
6-2 • 220 • FR-RS  
Coldspring, Texas  
Coldspring-Oakhurst HS

97

**2012 (Freshman):** Utilized his redshirt season.

**High School:** Named Texas APSE 2011 Class 3A First-Team All-State ... Posted 122 tackles, including 16 for losses ... A 2011 first-team All-SETX selection ... Three-time all-district selection ... 2010 honorable mention all-state ... Named district defensive player of the year as a senior ... Honorable mention Academic All-State ... Closed out his career with 376 total tackles.

**Personal:** Son of Spiller and Denise Harrison ... Born Aug. 15, 1994, in Livingston, Texas ... Plans to major in kinesiology.

## Avery HENDERSON



**DEFENSIVE BACK**  
5-11 • 192 • FR-RS  
Tyler, Texas  
Chapel Hill HS

39

**2012 (Freshman):** Utilized his redshirt season.

**High School:** Named to the 2011 ETFinalScore.com Super 50 team ... Recorded 43 tackles, including one for a loss, and recorded five pass deflections as a senior ... Also recorded 19 catches for 372 yards and five touchdowns in 2011 ... Hauled in 55 catches for 1,037 yards and eight touchdowns as a junior ... Rated the No. 2 receiver in District 17-3A, and 32nd-best receiver during his senior year. Received All District honors and All State academics.

**Personal:** Son of Darrell Henderson and Tara Moseley...born on November 16, 1993...plans to major in Physical Therapy.

## Anthony KINCADE



**DEFENSIVE BACK**  
5-11 • 172 • FR-RS  
Tyler, Texas  
Chapel Hill HS


27

**2012 (Freshman):** Utilized his redshirt season.

**High School:** MaxPreps.com rated Kincaide as the fourth-best receiver in District 17-3A, and the 34th-best receiver in Region III following his junior year ... Considered the fourth-best receiver in the district, and ranked No. 43 in the region as a senior according to MaxPreps.com ... Named District MVP and East Texas Player of the Year...made the honorable mention All State team and was academic All State every year in high school... Three-time player of the week as a senior ... High school teammate Avery Henderson is also a Lumberjack signee.

**Personal:** Son of Dansel Ross...born on September 23, 1993 in Tyler, Texas ... Undecided major.

**Patrick  
MARTIN**



**DEFENSIVE BACK**

**5-9 • 180 • FR-RS**

Spring, Texas

Dekaney HS

**14**

**2012 (Freshman):** Utilized his redshirt season.

**High School:** Hauled in 211 passes for 2,834 yards (13.4 ypp) High School: Named to the 2011 Super List ... Was named to the Best of the Rest DBs list according to Texas-Football.com ... Two-time second-team all-district ... Guided Dekaney to a 13-2 record and the 2011 Texas Division II 5A State title, the first in school history ... Recorded 43 tackles and picked off two passes as a senior ... Received interest from UTEP, Houston, Texas Tech, Wyoming and Central Michigan.

**Personal:** Son of Lionel and Rita Martin ... Born on February 18, 1994 in Houston, Texas.

**Sam  
SCHOMP**



**OFFENSIVE LINE**

**6-3 • 290 • FR-RS**

Lindale, Texas

Lindale HS

**70**

**2012 (Freshman):** Spent season on the demonstration units.

**High School:** Ranked as the 39th prospect in east Texas according to ETFinalScore.com ... 2010 1st team All District...2009 2nd team All District...Named to the 2011 3A Texas Sports Writers All-State team, garnering first-team attention and offensive lineman of the year ... Will play in the East Texas All-Star game ... Guided Lindale to a 10-2 record and a regional final appearance ... Received recruiting attention from Rice and TCU. Also made the 2nd team Academic All State and was in National Honors Society.

**Personal:** Son of Tim Schomp and Anne Hatfield ... Born on December 16, 1993...plans to major in Biology.

**Hunter  
TAYLOR**



**QUARTERBACK**

**6-1 • 180 • FR-RS**

Whitehouse, Texas

Whitehouse HS

**18**

**2012 (Freshman):** Spent the season working the SFA demonstration units.

**High School:** Completed 619-of-1,008 passes (.614) for 9,143 yards and 105 TDs during his high school career ... Two-time second-team all-state ... A first-team all-district selection ... Led the state, and finished fourth in the nation in passing yards as a senior ... Ranked 12th in the district in rushing, and 15th in the nation in total offense in 2011 ... Tied a state record with nine touchdown passes in a game.

**Personal:** Son of Terry and Vickie Taylor...born on July 25, 1994 in Tyler, Texas...plans to major in physics.

**Jamarcus  
WALKER**



**RUNNING BACK**

**5-8 • 170 • FR-RS**

Lufkin, Texas

Lufkin HS


**25**

**2012 (Freshman):** Utilized his redshirt season.

**High School:** Coached by the late John Outlaw at Lufkin High School ... Listed a three-start prospect by Rivals.com ... Considered the No. 68 running back in the nation, and the No. 203 prospect in the state of Texas by 247sports.com ... Named 14-5A district MVP after the 2011 campaign ... Rushed for 2,953 yards and 49 TDs between his sophomore and junior seasons ... Ranked the No. 48 prospect on ETFinalScore.com's Super 50 ... Received offers from Louisiana-Monroe, Memphis, SMU and Utah State ... An elusive scat back, with good change of direction ... Listed his best individual game performance against Tyler Lee where he carried the ball nine times for 205 yards and three touchdowns.

**Personal:** Son of Antwan Johnson and Julia Walker ... Born April 26, 1994, in Palestine, Texas ... High school teammate, Corey Clark, is also a Lumberjack signee ... Plans to major in nursing and kinesiology.

## Travis WIGGINS



OFFENSIVE LINE

6-4 • 280 • FR-RS

Grand Prairie, Texas

South Grand Prairie HS

72

**2012 (Freshman):** Utilized his redshirt during the 2012 campaign.

**High School:** Rated as the No. 110 offensive tackle, and the No. 221 prospect in the class of 2012 by 247sports.com ... Ranked as the No. 139 offensive guard in the country, and the No. 306 prospect in the state of Texas ... Named to the 5ATexasFootball.com 2011 Regional Super List ... A two-time all-district selection ... Did not surrender a sack during his high school career ... All-Academic team in 2010 ... Had offers from Utah State, Louisiana-Monroe and Texas State ... Was also a standout shot putter for South Grand Prairie.

**Personal:** Son of Annette Wiggins ... Born Dec. 29, 1993, in Dallas, Texas...plans to major in Computer Science.

## Colton BRETTON

QUARTERBACK

6-4 • 190 • FR-HS

Glen Rose, Texas

Glen Rose HS

11

**High School:** Completed 150-of-247 (.601) passes for 2,699 yards and 28 touchdowns during his senior season ... A unanimous first-team all-district selection in 2012 ... Also received first-team all-district honors on the basketball court ... Passed for more than 4,700 yards and 40 touchdowns during his career ... Owns school records for touchdowns in a single game (five) and single season (29) ... True definition of a student-athlete earning academic all-state honors during the football and basketball seasons.

**Personal:** Son of William and Marla Bretton ... Born Nov. 14, 1994, in Arlington, Texas.

## Patrick BROWN



DEFENSIVE BACK

5-11 • 170 • FR-HS

Henderson, Texas

Henderson HS

20

**High School:** A two-star athlete according to Rivals.com ... Ranked as the No. 98 player in the in the state of Texas according to TexasHSFootball.com ... Recognized as the No. 16 player in east Texas according to ETSN.fm ... Named 2012 District 16-3A Offensive MVP.

## Aaron DODDY

WIDE RECEIVER

6-4 • 190 • FR-HS


Hooks, Texas

Hooks HS

87

**High School:** A two-star prospect according to Rivals.com ... A 2012 APSE Class 2A Honorable Mention All-State pick ... A second-team all-district selection as a quarterback and a first-team all-district pick at punter during his senior year ... A first-team all-district selection at safety and an honorable mention all-district selection at quarterback as a junior ... Also earned all-region honors in basketball ... Has received recruiting attention from Texas State, Wyoming, North Texas, Arkansas and Louisiana Tech.

## Juvon GALES



DEFENSIVE LINE

6-3 • 285 • FR-HS

Hahnville, La.

Hahnville HS

57

**High School:** Listed as a two-star athlete according to Rivals.com ... A two-star athlete according to 247sports.com ... Ranked as the No. 142 defensive tackle in the state of Louisiana according to 247sports.com ... Recorded 55 total tackles, including 6.5 sacks as a senior ... Also received attention from Minnesota, Arizona State and Georgia Tech.

## Hunter HARWELL



**LINEBACKER**

**6-2 • 205 • FR-HS**

Mesquite, Texas

Horn HS

**30**

**High School:** Listed as a two-star prospect according to Rivals.com ... Earned second-team All-District 12-5A honors ... Recorded 91 tackles, including 58 solo stops on the season ... Averaged 7.6 tackles per contest ... An Academic All-State selection ... Chose SFA over Air Force, Northern Illinois and Western Michigan.

**Personal:** Son of Troy Harwell and Tina Cline ... Born Nov. 30, 1994, in Mesquite, Texas.

## Justice LIGGINS



**WIDE RECEIVER**

**6-1 • 195 • FR-HS**

Tyler, Texas

John Tyler HS

**88**

**High School:** A two-star prospect according to Rivals.com ... Ranked as the 16th best player in East Texas according to ETSN.fm ... Hauled in 83 passes for 964 yards and eight touchdowns during his senior year ... Earned all-district and all-region honors ... Helped guide John Tyler to a 13-2 record and a Class 4A Division I state semifinal appearance ... Also had offers from Wyoming.

**Personal:** Son of Jerry Liggins and Evelyn Florence ... Born Dec. 14, 1994, in Tyler, Texas.

## Trey McGahan



**LINEBACKER**

**6-2 • 210 • FR-HS**

Kennedale, Texas

Kennedale HS

**44**

**High School:** Named 2012 NUC Combine Linebacker MVP ... 2012 All-Combine Nike Sparq Team ... Recorded 122 tackles, including 95 solo stops, during his career ... Was also credited with four tackles for losses, two sacks and a fumble recovery ... 2012 First-Team All-

District 6-3A ... Received Forth Worth Star Telegram Defensive Player of the Week honors after recording 17 tackles, including four for losses, and two sacks in a win over Castleberry ... As a junior finished 22nd second in the district with 63 total tackles ... Academic All-State selection in football and powerlifting ... Ranked No. 1 in the region and fourth in the state in powerlifting ... Was also being recruited by TCU, North Texas and Sam Houston State.

**Personal:** Son of Doyle and Michelle McGahan ... Born Aug. 12, 1994, in Dallas, Texas.

## Andy McNEW



**LINEBACKER**

**6-4 • 285 • FR-HS**

Waco, Texas

Robinson HS

**79**

**High School:** A first-team All-Centex selection as a senior ... A two-time First-Team All-District 17-3A selection ... A 2011 TXPrepsFootball.com first-team selection ... A two-time all-super centex selection ... Graded out at 96 percent during his junior season, surrendering no sacks despite protecting for an offense that put the ball in the air 400 times ... Was selected to play in the FCA All-Star game ... A three-time academic all-district selection, and a two-time Academic All-State pick ... Also received interest from Oklahoma State, SMU and Texas Tech.

**Personal:** Son of Jeffrey and Cheryl McNew ... Born Sept. 6, 1994, in Waco, Texas.

## Roman MITCHELL



**LINEBACKER**

**5-11 • 200 • FR-HS**

Lake Dallas, Texas


Lake Dallas HS

**37**

**High School:** Ranked second in his district with four interceptions ... Ranked seventh in the league, and among the state's top 200 in tackles during his junior season (6.2 tpg) ... Also recorded 141 tackles and picked off six passes during his career ... Named MaxPreps Player of the Week (Oct. 24, 2011) after picking off two passes and returning them for scores in a win over Wichita Falls ... A two-time first-team all-district safety ... Was also named team defensive player of the year ... Guided Lake Dallas to a 10-2 (.833) record as a senior, and the second round of the playoffs ... Also lettered in track and field ... Received recruiting interest from Louisiana-Monroe and North Texas.

**Personal:** Son of Presley and Heather Maloy ...  
Born Jan. 21, 1995, in Dallas, Texas.

## Anthony PULLINS



**OFFENSIVE LINE**

**6-3 • 275 • FR-HS**

Cedar Hill, Texas

Cedar Hill HS

**60**

**High School:** Invited to participate in the 2012 United States Army National Combine ... Leader of an offensive line that blocked for three backs who rushed for at least 875 yards, and protected quarterbacks that passed for more than 1,500 yards in 2011 ... Did not allow a sack during his prep career ... A four-time all-district selection ... Also received first-team Academic All-State honors.

**Personal:** Son of Anthony and Raquel Pullins ...  
Born Sept. 14, 1994, in Baton Rouge, La.

## Brett RATTAN



**KICKER**

**6-3 • 215 • FR-HS**

Mesquite, Texas

Poteet HS

**36**

**High School:** Rated as the No. 65 kicker in the nation according to Chris Sailer's National Kicker Rankings ... A 2012 First-Team All-District 10-4A selection as a senior ... Also received second-team all-region honors in 2012 ... Booted 14-of-18 (.778) field goal attempts, and 74-of-76 (.974) extra point attempts ... Recorded 48 touchbacks during his prep career ... Provided one of the season's most exciting moments when he connected on a 31-yard field goal to defeat Wylie East in the regional semifinal ... Holds school record for longest field goal.

**Personal:** Son of Clint of and Sarah Rattan ... Born Mar. 9, 1995, in Dallas, Texas.

## Justin REASONS

**OFFENSIVE LINEMAN**

**6-3 • 270 • FR-HS**

Groves, Texas

Port-Neches HS


**63**

**High School:** Garnered Port Arthur News Super

Team honors as a senior ... A two-time all-district selection, Reasons earned first-team honors in 2012 ... A member of the Beaumont Enterprise Super Gold team ... Selected 2012 team offensive lineman of the year ... Was a three-year letterwinner for Coach Brandon Faircloth ... Also earned THSCA Honorable Mention Academic All-State recognition.

**Personal:** Son of T.J. and Olga Reasons ... Born Mar. 7, 1994.

## Shane ROBERSON



**DEFENSIVE LINE**

**6-2 • 285 • FR-HS**

Little Elm, Texas

Frisco HS

**93**

**High School:** A second-team All-Collin County selection ... Received honorable mention all-state honors as a senior ... Recorded 39 tackles during his senior season, including 26 solo stops ... Was credited with 14 tackles for losses, including 4.5 sacks in 2012 ... Garnered first-team all-district honors for his efforts ... Also named first-team All-District 9-4A following his junior season ... Helped guide the Frisco wrestling team to three district titles ...

**Personal:** Son of Lloyd and Melanie Roberson ...  
Born Aug. 23, 1995, in New Orleans, La. ... Grandfather, Sidney, was a fullback at Army.

## De'Quann RUFFIN



**WIDE RECEIVER**

**6-2 • 185 • FR-HS**

Humble, Texas

Summer Creek HS

**80**

**High School:** Listed as a two-star receiver according to Rivals.com ... Received second-team all-district honors in 2012 ... Caught 25 passes for 431 yards (17.2 ypc) and four touchdowns during his junior season ... Earned first-team all-district honors as a sophomore ... Also had offers from Colorado State and McNeese State.

## Dru SMITH

QUARTERBACK

6-1 • 200 • FR-HS

Sherman, Texas

Sherman HS

5

**High School:** Ranked No. 155 in the state of Texas according to texashsfootball.com ... Completed 350-of-607 passes (.577) for 6,002 yards and 61 TDs ... Rushed for four TDs ... Completed 51 percent of his passes for 1,762 yards and 17 scores as a sophomore while guiding Parish High School to the state title ... Named 2013 QB MVP of the Top Prospect Elite Camp by National Underclassmen ... 2012 Class 4A APSE Honorable Mention All-State selection ... Three-time all-district selection ... Earned district offensive MVP honors as a senior ... First-team all-region selection in 2012 ... Two-time honorable mention all-state ... Named MaxPreps Player of the Game for his performance against Denison where he completed 21 passes for 411 yards and three scores ... Holds single season school records for most pass attempts, completions and passing yards in a season, and most TD passes in a game and season ... Had interest from Air Force, Louisiana Tech, New Mexico, North Texas and Tulsa.

**Personal:** Son of Curtis and Patricia Smith ... Born May 8, 1994, in Dallas, Texas ... Father played football at UNT.

## Robert SYLVESTER

WIDE RECEIVER

6-0 • 179 • FR-HS

Houston, Texas

Cypress Lake HS

82

**High School:** Caught 49 passes for 825 yards (16.6 ypc) and seven touchdowns in 2012 ... Hauled in 40 passes for 614 yards (15.4 ypc) and eight touchdowns as a junior ... Ranked third in the district, and 54th in the state in receiving yards per game in 2011 ... Also received interest from Kansas State, Louisiana-Lafayette, Minnesota, TCU, Texas Tech and UTSA.

## Rodney TIMMONS

DEFENSIVE LINE

6-0 • 295 • FR-HS

Irving, Texas

Irving HS

91



**High School:** Recorded 75 total tackles during his senior season, including 37 solo stops ... Was also credited for 10 TFLs and two sacks ... A two-time all-district selection who earned first-team honors as a senior ... Also received interest from Baylor and Louisiana Tech.

**Personal:** Son of Rodney and Valarie Timmons ... Was born Jan. 10, 1995, in Marshall, Texas ... Mother played volleyball at Henderson State.

## Brian WALKER

WIDE RECEIVER

5-10 • 170 • FR-HS

Sulphur, La.

Sulphur HS

19

**High School:** Although he played running back in high school, is projected to receiver in college ... Considered one of the top offensive sleeper in the state of Louisiana according to Scout.com ... Named MVP of the NUC 5-Star Showcase in Louisiana ... Jay Novacek Football Camp Top 30 Club ... Rushed for more than 1,000 yards and recorded 419 receiving yards during his junior season ... Ranked the No. 3 running back at the Five-Star Showcase ... Also received recruiting interest from Mississippi State, Oregon, Texas A&M and Tulane.

**Jalend  
WASHOM**



**OFFENSIVE LINE**

**6-4 • 280 • FR-HS**

Houston, Texas

Eisenhower HS

**67**

**High School:** Named as one of SportsForce 50 Top Underclassmen ... Also Lettered on the Eisenhower track and field team ... Received interest from Oklahoma State, Kansas State, Houston, Texas Tech and Rice.

**Joshawa  
WEST**

**WIDE RECEIVER**

**5-10 • 175 • FR-HS**

Angleton, Texas


Angleton HS

**23**

**High School:** 2012 AP Honorable Mention All-State selection ... Named District 23-4A MVP as a senior ... Carried the ball 165 times for 1,525 yards (9.2 ypc) and 22 TDs as a senior ... Also hauled in 27 passes for 431 yards and four scores in 2012 ... Posted eight multiple touchdown games in his final season, including six against Bay City ... Lists his best individual performance as a game where he recorded 19 carries for 209 yards and two scores against Friendswood ... Earned second-team all-district honors at running back as a junior ... Also received an offer from Montana State.

**Personal:** Son of Vance and Elise Fairchild ... Born Aug. 28, 1994, Angleton, Texas.

**Eugene  
WRIGHT**



**WIDE RECEIVER**

**5-9 • 165 • FR-HS**

Rosenberg, Texas

Terry HS

**3**

**High School:** Garnered all-state honors as a returner ... A first-team all-district selection at running back ... Was named Houston Chronicle Boys' Athlete of the Week after recording five touchdowns in one game (four rushing and one returning) ... Also lettered in basketball ... Earned all-district honors on the court ... Also received interested from Arkansas, Oklahoma and Texas Tech.

**Mitchell  
ZIMMERLE**



**DEFENSIVE END**

**6-3 • 210 • FR-HS**

Danbury, Texas

Danbury HS

**99**

**High School:** Two-time first-team all-district selection at running back and linebacker ... Led Danbury with 111 total tackles as a junior ... Was credited with 70 solo stops and two interceptions, including one returned for a score ... Helped guide the Panthers to the playoffs for the first time since 1984 ... Named 2010 District 29-2A Newcomer of the Year on the baseball diamond ... Earned all-district honors in basketball and baseball.

**Personal:** Son of Jeff and Sharon Zimmerle ... Born Nov. 28, 1994, in Danbury, Texas.

**Vedial**  
**JOHNSON**

---

**LINEBACKER**

---

**6-2 • 225 • FR-HS**

---

Sugarland, Texas

---

Kempner HS/Trinity Valley CC

---

*Newcomer Bios*

**Junior College:** Played running back and line-backer at Trinity Valley ... Carried the ball 129 times for 760 and seven TDs during his freshman season ... A two-time all-conference selection who garnered second-team honors as a freshman and honorable mention honors as a sophomore.

**High School:** Was invited to compete in the 2011 Under Armour Combine ... A two-star athlete, who was ranked as the No. 162nd running back in the country according to ESPN.com ... Chose SFA over Utah.



**SW Oklahoma 14**  
**#20 Stephen F. Austin 49**

Score by Quarters	1	2	3	4	F
SW Oklahoma	0	0	0	14	14
Stephen F. Austin	14	14	14	7	49

**Scoring Summary**

1st	12:39	SFA - G. Crawford 44 yd. pass from B. Attaway (Wiggs kick)	7-0
	5:13	SFA - C. Roberson 37 yd. pass from B. Attaway (Wiggs kick)	14-0
2nd	11:48	SFA - G. Johnson 1 yd run (Wiggs kick)	21-0
	7:39	SFA - A. Thomas 15 yd pass from B. Attaway (Wiggs kick)	28-0
3rd	8:56	SFA - G. Johnson 12 yd run (Wiggs kick)	35-0
	1:43	SFA - C. Hadnot 7 yd pass from J. Minden (Juhl kick)	42-0
4th	11:19	SFA - M. Gray 45 yd fumble recovery (Wiggs kick)	49-0
	7:09	SWOSU - B. Smithey 9 yd pass from D. Stenta (Rainey kick)	49-7
	3:26	SWOSU - T. Winans 27 yd pass from D. Stenta (Rainey kick)	49-14

**Team Statistics**

	SWOSU	SFA
First Downs	12	21
Attempts - Yds Rushing	37-5	32-77
Passing A-C-I	32-19-1	56-34-0
Passing Yds	201	440
Total Offense	206	517
Fumbles - Lost	3-2	5-1
Penalties - Yds	6-45	12-111
Punts -Yds	13-431	4-108
Punt Returns	0-0	6-61
KO Returns	8-116-0	2-30-0
INT - Ret yards	0-0-0	1-1-0
Possession Time	35:51	24:09
3rd Down Conversions	2/17	9/21
4th Down Conversions	0/0	3/6
Sacks By: No-Yds	3-29	6-44

**Individual Stats**

**Rushing**

SWOSU - D. Walker 11/274; A. Wilson 18/20  
 SFA - G. Johnson 10/107 2 TDs; D. Gentry 6/14

**Passing**

SWOSU - D. Stenta 32-19-1 201 yds 2 TDs  
 SFA - B. Attaway 37-21-0 354 Yds 3 TDs

**Receiving**

SWOSU - B. Smithey 8/99 1 TD; A. Simmons 4/38  
 SFA - C. Roberson 8/100 1 TD; D. Ward 4/92

SFA had to wait an extra day to start the 2012 season, but they got the win beating Southwestern Oklahoma, 49-14 in Homer Bryce Stadium. The 'Jacks jumped out to a 28-0 first-half lead and never looked back scoring 49 unanswered points before SWOSU cracked the scoreboard. It marked the first points surrendered by a Lumberjack defense since the fourth quarter of the game against Southeastern Louisiana last season (117 minutes, 16 seconds).

SFA held the Bulldogs to 206 yards of total offense, including just five on the ground. Sophomore Darren Robinson had a successful return to the field after sitting out all of last season with an injury finishing with six tackles, including two for losses and 1.5 sacks.

Junior Brady Attaway finished the night completing 21-of-37 passes for 354 yards and three touchdowns, while SFA racked up 517 yards of total offense. Senior Cordell Roberson caught eight passes for 100 yards and a touchdown. Sophomore Gus Johnson recorded a career-high with his 10 carries for 107 yards and two touchdowns.

**#19 Stephen F. Austin 0**  
**SMU 52**

Score by Quarters	1	2	3	4	F
Stephen F. Austin	0	0	0	0	0
SMU	0	21	14	17	52

**Scoring Summary**

2nd	12:13	SMU - Z. Line 3 yd run (Hover kick)	0-7
	10:18	SMU - Z. Line 1 yd run (Hover kick)	0-14
	00:00	SMU - K. Acker 56 yd block FG return (Hover kick)	0-21
3rd	9:23	SMU - K. Holman 25 yd pass from G. Gilbert (Hover kick)	0-28
	6:14	SMU - J. Davis 34 yd fumble recovery (Hover kick)	0-35
4th	14:55	SMU - C. Hover 43 yd FG	0-38
	13:12	SMU - K. Acker 77 yd INT return	0-45
	10:46	SMU - C. Rogers 96 yd fumble recovery (Hover kick)	0-52

**Team Statistics**

	SFA	SMU
First Downs	28	17
Attempts - Yds Rushing	26-75	29-72
Passing A-C-I	74-43-6	41-21-1
Passing Yds	391	256
Total Offense	466	328
Fumbles - Lost	5-4	2-2
Penalties - Yds	7-56	10-86
Punts -Yds	7-208	7-252
Punt Returns	4-10-0	2-14-0
KO Returns	5-92-0	1-19-0
INT - Ret yards	1-0-0	6-136-1
Possession Time	27:00	33:00
3rd Down Conversions	9/22	3/13
4th Down Conversions	0/2	0/1
Sacks By: No-Yds	3-22	2-12

**Individual Stats**

**Rushing**

SFA - D. Gentry 10/57; K. Lawson 3/19  
 SMU - Z. Line 19/60 2 TDs; L. Seeker 4/25

**Passing**

SFA - J. Minden 38-24-2 207 yds;  
 B. Attaway 36-19-4 184 yds  
 SMU - G. Gilbert 36-19-1 205 yds 1 TD

**Receiving**

SFA - C. Roberson 10/76; D. Ward 7/87  
 SMU - K. Holman 5/88 1 TD; J. Johnson 4/46

SFA (1-1) was victimized by miscues, dropping a 52-0 decision to SMU in Dallas. The 'Jacks turned the ball over 10 times, including six interceptions, and had two kicks blocked in the setback. SMU (1-1) scored four non-offensive touchdowns in the victory.

SFA outgained their hosts, 119-82, in the opening quarter but couldn't take advantage. Their first four possessions ended in a fumble, interception, punt and blocked field goal.

Even SFA's highlights were turned into negative plays. Gralyn Crawford became the third player in SLC history with 200 career reception on the first play of the game but fumbled the ball away after a 16-yard gain.

With the SFA offense bogged down, the Mustangs went to work on the ground. SMU's Zach Line became the work horse carrying the ball 16 times for 56 yards and two scores to give the Mustangs a 14-0 lead in the opening half.

The Lumberjacks had a chance to steal back some of the momentum heading into the locker room, but SMU blocked a field goal attempt and returned it for a touchdown. Despite outgaining SMU, 466-328, SFA was unable to crack the scoreboard in the second half.

**#23 Stephen F. Austin 35**  
**#3 Montana State 43**

Score by Quarters	1	2	3	4	F
Stephen F. Austin	10	10	3	12	35
Montana State	14	7	7	15	43

**Scoring Summary**

1st	12:13	SFA - M. Brooks 12-yd pass from B. Attaway (Wiggs kick)	7-0
	7:48	MSU - C. Kirk 1 yd run (Perez kick)	7-7
	5:14	SFA - J. Wiggs 33 yd FG	10-7
	0:05	MSU - T. Robinson 3 yd pass from D. McGhee (Perez kick)	10-14
2nd	10:30	SFA - J. Wiggs 27 yd FG	13-14
	0:31	MSU - D. McGhee 11 yd run (Perez kick)	13-21
	0:04	SFA - D. Lacy 49 yd pass from B. Attaway (Wiggs kick)	20-21
3rd	7:28	MSU - T. Bleskin 35 yd pass from D. McGhee (Perez kick)	20-28
	5:18	SFA - J. Wiggs 32 yd FG	23-28
4th	10:54	SFA - G. Johnson 4 yd run (Attaway pass failed)	29-28
	7:02	MSU - C. Kirk 1 yd run (McGhee pass failed)	29-34
	6:23	SFA - C. Roberson 75 yd pass from B. Attaway (Johnson rush failed)	35-34
	2:26	MSU - C. Kirk 5 yd run (McGhee pass failed)	35-40
	0:31	MSU - R. Perez 45 yd FG	35-43

**Team Statistics**

	SFA	MSU
First Downs	25	28
Attempts - Yds Rushing	23-55	46-154
Passing A-C-I	52-33-2	40-23-1
Passing Yds	418	304
Total Offense	473	458
Fumbles - Lost	1-1	1-1
Penalties - Yds	14-130	8-96
Punts -Yds	6-275	6-196
Punt Returns	2-4-0	1-0-0
KO Returns	3-55-0	4-114-0
INT - Ret yards	1-1-0	2-18-0
Possession Time	21:24	38:36
3rd Down Conversions	6/15	7/18
4th Down Conversions	0/0	4/4
Sacks By: No-Yds	1-1	1-6

**Individual Stats**

**Rushing**

SFA - G. Johnson 16/45 1 TD; D. Gentry 4/18  
 MSU - C. Kirk 30/105 3 TDs; D. McGhee 13/38 1 TD

**Passing**

SFA - B. Attaway 52-33-2 418 yds 3 TDs  
 MSU - D. McGhee 39-22-1 275 yds 2 TDs

**Receiving**

SFA - C. Roberson 10/163 1 TD; M. Brooks 5/20 1 TD  
 MSU - T. Bleskin 10/180 1 TD; T. Robinson 4/42 1 TD

No. 3 Montana State (3-0) rallied late to defeat No. 23 SFA (1-1), 40-35, in Bozeman, Mont.

The two teams traded punches right before the intermission. MSU took an eight-point lead with 31 seconds remaining on a Denarius McGhee 11-yard run. The Lumberjacks answered 27 seconds later when freshman De'Vante Lacy caught a 49-yard scoring strike to pull SFA within one heading into halftime.

After trading interceptions, the 'Jacks took advantage of the opportunity 10 plays later on a Gus Johnson run. The score gave SFA the lead, but Montana State closed out the game by outscoring their guests 17-7 in the final 10 minutes for the win.

SFA recorded 473 yards of total offense. Attaway finished the game completing 33 passes for a career-high 418 yards and three touchdowns. His favorite target was Cordell Roberson who caught 10 passes for 163 yards and a score. Roberson's TD catch was the second longest of his career.

**Stephen F. Austin 37**  
**Texas State 41**

Score by Quarters	1	2	3	4	F
Stephen F. Austin	10	7	14	6	37
Texas State	17	10	14	0	41

**Scoring Summary**

1st	12:01	TXSt. - W. Johnson 48 yd FG	0-3
	10:05	TXSt. - S. Rutherford 5 yd run (Johnson kick)	0-10
	6:13	SFA - J. Wiggs 32 yd FG	3-10
	4:00	TXSt. - C. Harper 16 yd pass from S. Rutherford (Johnson kick)	3-17
	1:49	SFA - C. Roberson 36 yd pass from B. Attaway (Wiggs kick)	10-17
2nd	12:16	TXSt. - W. Johnson 52 yd FG	10-20
	4:49	TXSt. - M. Curry 1 yd run (Johnson kick)	10-27
	0:28	SFA - G. Johnson 10 yd pass from B. Attaway (Wiggs kick)	17-27
3rd	13:27	TXSt. - I. Battle 98 yd pass from S. Rutherford (Johnson kick)	17-34
	8:23	TXSt. - C. Harper 9 yd pass from S. Rutherford (Johnson kick)	17-41
	6:10	SFA - G. Johnson 28 yd run (Wiggs kick)	24-41
	0:10	SFA - C. Roberson 2 yd pass from B. Attaway (Wiggs kick)	31-41
4th	8:35	SFA - G. Johnson 6 yd run (Wiggs kick failed)	37-41

**Team Statistics**

	SFA	TXSt.
First Downs	36	17
Attempts - Yds Rushing	27-120	35-158
Passing A-C-I	69-44-2	26-21-0
Passing Yds	385	301
Total Offense	505	459
Fumbles - Lost	1-1	2-2
Penalties - Yds	5-40	9-101
Punts - Yds	4-177	2-98
Punt Returns	1-5	1-22
KO Returns	6-114	7-260
INT - Ret yards	0-0	2-0
Possession Time	28:28	31:32
3rd Down Conversions	8/17	4/11
4th Down Conversions	1/2	0/1
Sacks By: No-Yds	0-0	0-0

**Individual Stats**

**Rushing**

SFA - G. Johnson 15/104 2 TDs; D. Gentry 7/23  
TXSt. - I. Battle 3/49; S. Rutherford 8/48 1 TD

**Passing**

SFA - B. Attaway 68-44-2 385 Yds 3 TDs  
TXSt. - S. Rutherford 26-21-0 301 Yds 3 TDs

**Receiving**

SFA - R. Gambel 11/97; C. Roberson 10/109 2 TDs  
TXSt. - I. Battle 6/140 1 TD; C. Harper 5/48 2 TDs

SFA rallied from a 24-point deficit at Texas State scoring the game's final 20 points, but came up short falling to the Bobcats, 41-37. Cordell Roberson became the SFA and Southland Conference's all-time leading receiver with his 33rd career TD reception.

Trailing by 24 points midway through the third, the 'Jacks began chipping away at the lead, pulling within four, 41-37, with 8:35 remaining. SFA forced a fumble on the ensuing Bobcat possession but couldn't convert it into points. SFA got the ball back with two minutes remaining, but the drive stalled as time expired.

SFA finished the game with 505 yards of total offense. Attaway finished the night completing 44 passes for 385 yards and three touchdowns, and moved to fifth on the school's all-time completions list. Roberson recorded his third 100-yard receiving effort of the season hauling in 10 passes for 109 yards and two scores. Sophomore Gus Johnson added 15 carries for a career-high 105 yards rushing and two touchdowns. He also hauled in his first career TD reception.

**40 STEPHEN F. AUSTIN**

**#14 Central Arkansas 37**  
**Stephen F. Austin 42**

Score by Quarters	1	2	3	4	F
Central Arkansas	21	0	7	9	37
Stephen F. Austin	15	20	0	7	42

**Scoring Summary**

1st	14:02	SFA - G. Johnson 2 yd run (Wiggs kick failed)	6-0
	8:18	UCA - T. Bobo 3 yd run (Camara kick)	6-7
	8:02	UCA - M. Gaines 0 yd fumble recovery (Camara kick)	6-14
	4:18	SFA - J. Wiggs 23 yd FG	14-9
	2:58	SFA - G. Johnson 66 yd run (Wiggs kick failed)	15-14
	0:52	UCA - D. Croom 16 yd pass from W. Smothers (Camara kick)	15-21
2nd	11:04	SFA - M. Brooks 15 yd pass from B. Attaway (Juhl kick)	21-21
	4:17	SFA - G. Johnson 3 yd run (Juhl kick)	28-21
	0:36	C. Roberson 2 yd pass from B. Attaway (Juhl kick)	21-35
3rd	3:20	UCA - C. Dixon 15 yd pass from W. Smothers (Camara kick)	28-35
4th	12:03	SFA - G. Johnson 1 yd run (Juhl kick)	28-42
	4:29	UCA - J. Woodward 72 yd fumble recovery (Camara kick)	35-42
	0:04	UCA - D. Lewis safety	37-42

**Team Statistics**

	UCA	SFA
First Downs	12	27
Attempts - Yds Rushing	42-102	49-171
Passing A-C-I	33-14-2	43-22-1
Passing Yds	115	296
Total Offense	217	467
Fumbles - Lost	3-2	10-6
Penalties - Yds	11-122	7-75
Punts - Yds	11-441	7-262
Punt Returns	0-0	2-19
KO Returns	7-183	4-135
INT - Ret yards	1-2	2-0
Possession Time	33:47	26:13
3rd Down Conversions	4/19	6/16
4th Down Conversions	2/3	0/2
Sacks By: No-Yds	1-8	3-11

**Individual Stats**

**Rushing**

UCA - J. Hinton 9/42; T. Bobo 13/32 1 TD  
SFA - G. Johnson 32/215 4 TDs; D. Gentry 8/38

**Passing**

UCA - W. Smothers 33-14-2 115 Yds 2 TDs  
SFA - B. Attaway 43-22-1 296 Yds 2 TDs

**Receiving**

UCA - J. Grandy 5/52; D. Croom 3/27 1 TD  
SFA - C. Roberson 9/149 1 TD; D. Ward 3/63

Sophomore Gus Johnson powered his way to a career-high 215 yards rushing, and four TDs as SFA (2-3/1-0 SLC) upended No. 14 Central Arkansas (3-2/1-1 SLC), 42-37, in a constant downpour. The 'Jacks rolled up 467 yards of total offense, while holding the Bears to just 217.

UCA took advantage of Lumberjack mistakes to build a six-point lead, 21-15, heading into the second quarter, despite being outgained, 175 to 81. SFA fumbled the ball six times, losing four, including one in the end zone and missed two first-quarter PATs, but the 'Jacks would rally to score the final 20 points of the half.

SFA held its 14-point lead until the 4:29 of the fourth quarter when UCA's Jonathan Woodward returned a fumble and returned it 72 yards for a score. The Bears couldn't take advantage of a turnover on the ensuing possession and SFA was able to run out the clock. he rain played a major role in the outcome of the game as both teams combined for 13 fumbles, and there three missed PATs.

**Stephen F. Austin 43**  
**#9 Sam Houston St. 51**

Score by Quarters	1	2	3	4	F
Stephen F. Austin	7	7	14	15	43
Sam Houston State	3	20	21	7	51

**Scoring Summary**

1st	12:55	SHSU-M. Antonio 39 yd FG	0-3
	0:19	SFA-R. Gambel 30 yd pass from B. Attaway (Wiggs kick)	7-3
2nd	14:54	SFA-D. Lacy 27 yd pass from B. Attaway (Wiggs kick)	14-3
	11:21	SHSU-K. Williams 5 yd pass B. Bell (Antonio kick)	14-10
	5:55	SHSU-M. Antonio 22 yd FG	14-13
	3:34	SHSU-B. Sneed 92 yd INT return (Antonio kick)	14-20
	0:00	SHSU-M. Antonio 42 yd FG	14-23
3rd	14:38	SFA-D. Ward 77 pass from B. Attaway (Wiggs kick)	21-23
	12:00	SHSU-T. Diller 31 yd pass from B. Bell	30-21
	7:59	SHSU-B. Bell 1 yd run (Antonio kick)	21-37
	5:10	SHSU-T. Williams 30 yd pass from B. Bell (Antonio kick)	44-21
	1:52	SFA-C. Roberson 70 pass from B. Attaway (Wiggs kick)	28-44
4th	13:05	SHSU-B. Bell 9 yd run (Antonio kick)	28-51
	10:54	SFA-C. Roberson 3 yd pass from B. Attaway (Wiggs kick)	36-51
	5:43	SFA-C. Roberson 8 yd pass from B. Attaway (Wiggs kick)	43-51

**Team Statistics**

	SFA	SHSU
First Downs	24	15
Attempts - Yds Rushing	6-21	51-228
Passing A-C-I	76-39-2	20-12-0
Passing Yds	545	168
Total Offense	566	396
Fumbles - Lost	2-0	3-2
Penalties - Yds	10-80	13-116
Punts - Yds	8-268	7-316
Punt Returns	3-15	3-5
KO Returns	6-123	6-205
INT - Ret yards	0-0	2-121-1
Possession Time	22:21	37:39
3rd Down Conversions	3/16	6/18
4th Down Conversions	2/3	1/1
Sacks By: No-Yds	1-6	0-0

**Individual Stats**

**Rushing**

SFA - G. Johnson 6/21 4 TDs  
SHSU - T. Flanders 27/125; B. Bell 8/69

**Passing**

SFA - B. Attaway 76-39-2 545 Yds 6 TDs  
SHSU - B. Bell 20-12-0 168 Yds 3 TDs

**Receiving**

SFA - C. Roberson 14/199 3 TDs; D. Ward 6/129 1 TD  
SHSU - T. Diller 4/97 1 TD; T. Robinson 4/29

SFA staked itself to an early lead, but dug too deep of a hole to climb out of as the No. 9 Sam Houston State won the rivarly game, 51-43, in Reliant Stadium.

Brady Attaway threw for a career best 545 yards and six touchdowns, but had a pair of costly interceptions, including one in the second quarter returned for a 92-yard touchdown. SFA outgained the 'Kats, 566-396, but had a pair of turnovers and allowed 228 rushing yards to the SHSU, including 125 by Tim Flanders.

The loss did not overshadow the effort of wide receiver Cordell Roberson who hauled in 14 catches for 199 yards and three touchdowns, equaling his career high in scores while setting new career bests in receptions and receiving yards. He also became the school's all-time leader in catches and receiving yards. DJ Ward added six catches for 129 yards and a score.

**Nicholls State** **10**  
**Stephen F. Austin** **44**

Score by Quarters	1	2	3	4	F
Nicholls State	0	0	3	7	10
Stephen F. Austin	10	21	3	10	44

**Scoring Summary**

1st	10:40	SFA-J. Wiggs 31 yd FG	3-0
	3:47	SFA-A. Thomas 26 yd pass from B. Attaway (Wiggs kick)	10-0
2nd	13:22	SFA-D. Ward 19 yd pass from B. Attaway (Wiggs kick)	17-0
	7:55	SFA-A. Thomas 5 yd pass from B. Attaway (Wiggs kick)	24-0
	0:34	SFA-D. Gentry 7 yd pass from B. Attaway (Wiggs kick)	31-0
3rd	12:02	NICH-A. Dolan 40 yd FG	31-3
	8:39	SFA-J. Wiggs 37 yd FG	34-3
4th	13:00	SFA-C. Hadnot 18 yd pass from B. Attaway (Wiggs kick)	41-3
	8:54	SFA-J. Wiggs 19 yd FG	44-3
	4:08	NICH-N. Scelfo 20 yd pass from B. Landry (Dolan kick)	44-10

**Team Statistics**

	NICH	SFA
First Downs	13	31
Attempts - Yds Rushing	27-13	18-60
Passing A-C-I	39-24-1	71-45-2
Passing Yds	274	515
Total Offense	287	575
Fumbles - Lost	2-2	2-0
Penalties - Yds	11-94	5-67
Punts -Yds	8-353	3-147
Punt Returns	0-0	4-28-0
KO Returns	6-117	1-0
INT - Ret yards	2-18	1--3
Possession Time	32:30	27:30
3rd Down Conversions	4/15	7/17
4th Down Conversions	1/2	3/4
Sacks By: No-Yds	0/0	4/26

**Individual Stats**

**Rushing**

NICH - M. Washington 13/18; L. Klann 5/1  
SFA - K. Lawson 3/37; G. Johnson 5/25

**Passing**

NICH - L. Klann 20-12-1 91 yds; B. Hebert 18-11-0 163 yds  
SFA - B. Attaway 65-41-2 474 yds 5 TDs

**Receiving**

NICH-M. Washington 7/40; J. Turner 4/15  
SFA - D. Ward 9/111 1 TD; M. Brooks 7/67

SFA didn't make its fans wait long for the outcome of its Homecoming contest against Nicholls State. The 'Jacks scored 31 unanswered points to open the game and recorded a 44-10 victory over the Colonels. The 'Jacks moved to 3-4/2-1 on the season.

Junior quarterback Brady Attaway completed 41 passes for 474 yards and five touchdowns, while SFA rolled up 575 yards of total offense, nearly doubling the Colonels' output (275). It marked the third time this season Attaway has thrown for at least 400 yards in a contest. He also recorded the fourth-best single-game mark in school history with his 41 completions.

Freshman DJ Ward hauled in nine catches for 111 yards and a touchdown. Ward was one four 'Jacks to catch a touchdown pass from Attaway, including Aaron Thomas who hauled in two TD receptions. Roberson finished the day with six catches for 85 yards.

While the SFA offense was busy moving the ball up and down the field, the 'Jacks defense made sure Nicholls' offense was ineffective. The Colonels had the ball for nearly six minutes longer than SFA but the visitors could only muster 287 yards of total offense. The defense recorded 10 tackles for losses and four sacks on the night.

**Stephen F. Austin** **24**  
**McNeese State** **35**

Score by Quarters	1	2	3	4	F
Stephen F. Austin	0	14	10	0	24
McNeese State	14	7	7	7	35

**Scoring Summary**

1st	8:28	McN-W. Briscoe 11 yd pass from C. Stroud (Lewis kick)	0-7
	1:11	McN-C. Darius 11 yd run (Lewis kick)	0-14
2nd	11:23	SFA-C. Roberson 3 yd pass from B. Attaway (Wiggs kick)	7-14
	4:46	SFA-D.J. Ward 9 yd pass from B. Attaway (Wiggs kick)	14-14
	1:16	McN-J. Jordan 20-yd pass from C. Stroud (Lewis kick)	14-21
3rd	13:00	SFA-D. Gentry 1 yd run (Wiggs kick)	21-21
	7:41	SFA-J. Wiggs 20 yd FG	24-21
	3:05	McN-K. Brown 15 yd pass from C. Stroud (Lewis kick)	24-28
	3:00	McN-M. Wiltz 35-yd run (Lewis kick)	24-35

**Team Statistics**

	SFA	McN
First Downs	34	22
Attempts - Yds Rushing	32-151	42-180
Passing A-C-I	68-42-2	28-19-0
Passing Yds	378	188
Total Offense	529	368
Fumbles - Lost	4-1	1-0
Penalties - Yds	6-82	6-50
Punts -Yds	5-157	7-284
Punt Returns	4-16-0	1-34-0
KO Returns	3-66-0	5-101-0
INT - Ret yards	0-0	2-0
Possession Time	27:07	32:53
3rd Down Conversions	7/17	5/13
4th Down Conversions	0/2	0/1
Sacks By: No-Yds	1/7	1/10

**Individual Stats**

**Rushing**

SFA - G. Johnson 13/93; D. Gentry 15/84 1 TD  
McN - M. Wiltz 19/111 1 TD; J. Murray 11/46

**Passing**

SFA - B. Attaway 68-42-2 378 yds 2 TDs  
McN - C. Stroud 28-19-0 188 3 TDs

**Receiving**

SFA - A. Thomas 7/99; R. Gambel 7/53  
McN - D. Spencer 4/43; E. Celestie 3/23

SFA was unable to extend its win streak to four games over McNeese State, dropping a 35-24 decision at Cowboy Stadium.

McNeese State made the first big play of the game recovering a fumble and converted it into seven points. SFA took the ensuing possession and moved into Cowboy territory before a fumbled snap stalled the drive. The Cowboys utilized a long punt return to set up their second score to take a 14-0 lead.

SFA responded with a 72-yard drive for a score on their next possession. The drive was capped by a three-yard pass Cordell Roberson (38th TD reception of Roberson's career). The Cowboys closed out the half with a score to take a seven-point lead into the locker room.

The 'Jacks struck quickly in the second half scoring the first 10 points to reclaim the lead but the momentum would last. The Cowboys regained the advantage (28-24) with 3:05 in third. That would be the last score for more than 15 minutes as the Cowboys tacked one last score after an SFA interception.

Attaway completed a stadium record 42 passes for 378 yards and two scores. SFA rolled up 529 yards of total offense, while holding the Cowboys to 368. Freshman Aaron Thomas had seven catches for 99 yards. The 'Jacks carried the ball 32 times for 151 yards.

**Lamar** **26**  
**Stephen F. Austin** **40**

Score by Quarters	1	2	3	4	F
Lamar	6	0	14	6	26
Stephen F. Austin	7	20	10	3	40

**Scoring Summary**

1st	9:36	SFA-D. Gentry 13 yd run (Wiggs kick)	7-0
	5:45	LU-J. Stout 34 yd FG	7-3
	2:09	LU-J. Stout 34 yd FG	7-6
2nd	13:08	SFA-J. Wiggs 33 yd FG	10-6
	6:50	SFA-D. Ward 11 yd pass from B. Attaway (Wiggs kick)	17-6
	3:51	SFA-J. Wiggs 29 yd FG	20-6
	0:24	SFA-K. Lott 12 yd pass from B. Attaway (Wiggs kick)	27-6
3rd	5:58	LU-J. Edwards 60 yd pass from R. Mossakowski (Stout kick)	27-13
	4:03	SFA-R. Gambel 8 yd pass from J. Minden (Wiggs kick)	34-13
	3:00	LU-J. Edwards 39 yd pass from R. Mossakowski (Stout kick)	34-20
4th	9:56	SFA-J. Wiggs 21 yd FG	37-20
	6:23	LU-J. Edwards 56 pass from R. Mossakowski (Stout kick failed)	40-26

**Team Statistics**

	LU	SFA
First Downs	14	34
Attempts - Yds Rushing	39-98	39-147
Passing A-C-I	41-16-2	70-38-4
Passing Yds	248	390
Total Offense	346	537
Fumbles - Lost	4-2	1-0
Penalties - Yds	11-94	1-15
Punts -Yds	6-268	5-174
Punt Returns	1-0-0	0-0-0
KO Returns	9-344-0	1-18-0
INT - Ret yards	4-22	2-35
Possession Time	31:59	28:01
3rd Down Conversions	3/19	8/23
4th Down Conversions	3/6	1/1
Sacks By: No-Yds	1/12	4/28

**Individual Stats**

**Rushing**

LU - D. Garrett 20/68; D. Harris 7/31  
SFA - D. Gentry 19/93 1 TD; J. Barnes 9/52

**Passing**

LU - R. Mossakowski 27-11-1 231 Yds 3 TDs  
SFA - B. Attaway 48-26-3 242 yds 2 TDs

**Receiving**

LU - J. Edwards 6/208 3 TDs; B. Ford 2/13  
SFA - D. Ward 11/105 1 TD; A. Thomas 6/46

SFA waited nearly two-and-half hours to start its game against Lamar, but got the win. SFA defeated Lamar, 40-26, improving to 4-5 on the season, and 3-2 in Southland play.

The 'Jacks used a more balanced attack to get past struggling Lamar. SFA rolled up 537 yards of total offense for the sixth time in 2012, including 147 yards on the ground, while holding the Cardinals to 346.

Leading by only a point, SFA rattled off 20 unanswered points to take a 27-6 lead into the half. SFA appeared to be heading to another blowout victory, but Lamar made some adjustments and continued to battle.

LU's Ryan Mossakowski came in off the bench to complete 11-of-27 passes for 231 yards and three scores. The Cardinals pulled within two touchdowns, but SFA responded with two Jordan Wiggs field goals to put the game out of reach. Wiggs was 4-of-4 on the night.

Quarterback Brady Attaway completed 26 passes for 242 yards and two scores. Transfer Doug Gentry led the SFA ground attack with 19 carries for a career-high 93 yard and a score. Freshman DJ Ward hauled in 11 catches for 105 yards and a score. Senior Ryan Epperson led the defense with a team-high 11 tackles.

**Stephen F. Austin 27**  
**SE Louisiana 42**

Score by Quarters	1	2	3	4	F
Stephen F. Austin	0	21	6	0	27
SE Louisiana	14	6	15	7	42

**Scoring Summary**

1st	8:58	SLU-X Roberson 30 yd run (Sebastian kick)	0-7
	7:52	SLU-T. McCrea 54 yd punt return (Sebastian kick)	0-14
2nd	6:30	SFA-G. Johnson 13 yd run (Wiggs kick)	7-14
	3:29	SFA-G. Johnson 4 yd run (Wiggs kick)	14-14
	1:05	SFA-G. Johnson 19 yd run	21-14
	0:53	SLU-X. Roberson 96 yd KO return (Sebastian kick blocked)	21-20
3rd	9:31	SFA-G. Johnson 11 yd run (Minden pass failed)	27-20
	7:05	SLU-J. Meyers 26 yd pass from N. Stanley (Sebastian kick)	27-27
	2:58	SLU-R. Harrell 26 yd run (Mueller pass from Mothe)	27-35
4th	6:45	SLU-X. Roberson 8 yd run (Sebastian kick)	27-42

**Team Statistics**

	SFA	SLU
First Downs	25	21
Attempts - Yds Rushing	36-210	53-278
Passing A-C-I	45-19-3	21-14-0
Passing Yds	170	209
Total Offense	380	487
Fumbles - Lost	1-1	4-1
Penalties - Yds	3-30	15-159
Punts -Yds	7-277	5-226
Punt Returns	3-34	3-48-1
KO Returns	4-63	5-163-1
INT - Ret yards	0-0	3-30
Possession Time	22:42	37:18
3rd Down Conversions	9/19	5/13
4th Down Conversions	0/1	1/2
Sacks By: No-Yds	2/17	1/8

**Individual Stats**

**Rushing**

SFA - G. Johnson 20/124 4 TDs; D. Gentry 14/86  
SLU - R. Harrell 20/151 1 TD; X. Roberson 21/117 2 TDs

**Passing**

SFA - J. Minden 23-9-1 101 Yds  
B. Attaway 22-10-2 69 Yds  
SLU - N. Stanley 20-13-0 188 Yds 1 TD

**Receiving**

SFA - D. Ward 4/41; G. Johnson 4/34  
SLU - J. Meyers 3/50 1 TD; S. Moore 2/44

Gus Johnson tied a single-game SFA record with four rushing touchdowns but the 'Jacks (4-6/3-3 SLC) dropped a 42-27 decision at Southeastern Louisiana. Johnson finished the night with 124 yards on 28 carries. He had scoring runs of 13, 4, 19 and 11. SFA recorded 380 yards of total offense, ending a streak of four-straight games of at least 500 yards of total offense. It was also the first time in 2012 SFA has been outgained.

The Lions jumped out to a 14-0 lead before SFA rallied to score 21 points in the final 6:30 of the half. The 'Jacks went into the locker room up a point after blocking the PAT.

The Lumberjacks pushed their advantage back to seven points when Johnson tied the school record with his fourth rushing TD of the night but the lead was short lived as the Lions responded by closing out the quarter with 14 unanswered points, to reclaim the lead. SLU tacked on one final score with 6:45 remaining.

SFA finished the game with 210 yards on the ground. In addition to Johnson, Doug Gentry added 86 yards on 14 carries. Junior Brady Attaway and freshman Joe Minden rotated at quarterback. Attaway got the start and completed 10-of-22 passes for 69 yards, while Minden was 9-of-23 for 101 yards. The Lumberjack signal callers were picked off three times, and did not have a touchdown pass.

**Northwestern State 17**  
**Stephen F. Austin 34**

Score by Quarters	1	2	3	4	F
Northwestern State	3	7	7	0	17
Stephen F. Austin	10	0	7	17	34

**Scoring Summary**

1st	10:24	SFA - A. Thomas 3 yd pass from B. Attaway (Wiggs kick)	7-0
	6:26	SFA - J. Wiggs 19 yd FG	10-0
	1:54	NWLa. - J. Shaughnessy 27 yd FG	10-3
2nd	4:38	NWLa. - R. Davis 52 yd pass from B. Henderson (Shaughnessy kick)	10-10
3rd	10:01	NWLa. - C. Brown 16 yd pass from B. Henderson (Shaughnessy kick)	10-17
	0:34	SFA - K. Lott 7 yd pass from B. Attaway (Wiggs kick)	17-17
4th	14:55	SFA - G. Johnson 8 yd run (Wiggs kick)	24-17
	9:39	SFA - C. Roberson 38 yd pass from B. Attaway (Wiggs kick)	31-17
	2:01	SFA - J. Wiggs 22 yd FG	34-17

**Team Statistics**

	NWLa.	SFA
First Downs	14	32
Attempts - Yds Rushing	31-32	39-207
Passing A-C-I	30-14-1	55-37-1
Passing Yds	173	326
Total Offense	205	533
Fumbles - Lost	2-1	2-1
Penalties - Yds	11-108	10-74
Punts -Yds	9-363	4-165
Punt Returns	4-84	1-2
KO Returns	6-87	4-134
INT - Ret yards	1-0	1-7
Possession Time	31:10	28:50
3rd Down Conversions	4/15	8/17
4th Down Conversions	0/1	0/1
Sacks By: No-Yds	0/0	4/29

**Individual Stats**

**Rushing**

NWLa. - R. Walker 6/16; R. Morris 3/13  
SFA - G. Johnson 33/211 1 TD; D. Gentry 5/1

**Passing**

NWLa. - B. Henderson 29-13-1 168 Yds 2 TDs  
SFA - B. Attaway 55-37-1 326 Yds 3 TDs

**Receiving**

NWLa. - C. Brown 4/58 1 TD; L. Hollier 4/44  
SFA - M. Brooks 8/58; D. Ward 8/57

Gus Johnson recorded his second 200-yard rushing game of the season as SFA closed out the 2012 campaign with a 34-17 victory over rival Northwestern State. It was the fourth consecutive victory over the Demons, and equals longest stretch of consecutive wins over Northwestern in program history (1983-86).

SFA jumped out to a 10-0 lead, but Northwestern State responded by holding SFA scoreless for the next 35:52. The Demons cracked the scoreboard at the end of the first quarter with a field goal and went on to score 17 unanswered to take a seven-point lead.

SFA battled back to tie the game at 17 when Attaway found junior Kris Lott wide open in the back of the end zone. SFA reclaimed the lead only five seconds into the fourth quarter when Johnson scored on an eight-yard run, finishing the night with 33 carries for 211 yards.

Senior Cordell Roberson helped ice the game when he caught a 38-yard pass in traffic for a score. It was the 39th touchdown reception of his career tying him for 12th all-time at FCS level. The 'Jacks tacked on a field goal in the final minutes to close out the scoring.

SFA's offense finished the night with 533 yards, while the defense was impressive surrendering only 205. Attaway completed 37 passes for 326 yards, while Roberson had three catches for 55 yards and the score.

# Jeremy Moses

2010 Walter Payton Award Winner

Walter Payton Award Winner



Two-Time All-America  
Two-Time SLC Player of the Year  
2010 SLC Offensive Player of the Year  
Three-Time All-SLC  
SFA & Southland Conference All-Time Leading Passer  
NCAA FCS Career Leader – Completions (1,184)

RECORD	OVERALL	HOME	AWAY	NEUTRAL
ALL GAMES	(5-6-0)	(5-0-0)	(0-5-0)	(0-1-0)
CONFERENCE	(4-3-0)	(4-0-0)	(0-2-0)	(0-1-0)
NON-CONFERENCE	(1-3-0)	(1-0-0)	(0-3-0)	(0-0-0)

DATE	OPPONENT	W/L	SCORE	ATTEND
Aug. 31	SW OKLAHOMA	W	49-14	1,149
Sept. 8	@SMU	L	52-0	20,122
Sept. 15	@#3 Montana State	L	43-35	17,147
Sept. 22	@Texas State	L	41-37	17,188
Sept. 29	#14 CENTRAL ARKANSAS*	W	42-37	7,324
Oct. 6	#9 Sam Houston State*	L	51-43	7,324
Oct. 20	NICHOLLS STATE*	W	44-10	12,310
Oct. 27	@McNeese State*	L	35-24	12,213
Nov. 3	LAMAR*	W	40-26	4,421
Nov. 10	@SE Louisiana*	L	42-27	4,183
Nov. 17	NORTHWESTERN STATE*	W	34-17	8,341

\*Denotes SLC game

Home Games in all CAPS

RUSHING	GP	Att	Gain	Loss	Net	Avg	TD	Lg	Avg/G
Johnson, G.	10-8	154	1003	34	969	6.3	14	66	96.9
Gentry, D.	10-3	91	438	20	418	4.6	2	17	41.8
Barnes, J.	11-0	22	113	12	101	4.6	0	20	9.2
Lawson, K.	6-0	19	89	3	86	4.5	0	28	14.3
Gambel, R.	11-7	1	0	1	-1	-1.0	0	0	-0.1
Roberson, C.	9-9	1	0	3	-3	-3.0	0	0	-0.3
Brooks, M.	10-7	1	0	5	-5	-5.0	0	0	-0.5
Bruno, N.	11-0	1	0	19	-19	-19.0	0	0	-1.7
TEAM	7-0	8	0	42	-42	-5.2	0	0	-6.0
Minden, J.	5-0	8	8	52	-44	-5.5	0	8	-8.8
Attaway, B.	11-11	20	3	156	-153	-7.7	0	2	-13.9
Total	11	328	1656	347	1309	4.0	16	66	119.0
Opponents	11	431	1626	309	1320	3.1	16	47	120.0

PASSING	G	Effic	Cmp-Att-Int	Pct	Yds	TD	Lg	Avg/G
Attaway, B.	11-11	122.12	570-334-21	58.6	3671	29	77	333.7
Minden, J.	5-0	97.59	108-61-5	56.5	569	2	27	113.8
TEAM		0.00	0-1-0	0.0	0	0	0	0.0
Total	11	118.04	679-395-26	58.2	4240	31	77	385.5
Opponents	11	130.94	351-197-9	56.1	2437	23	98	221.5

RECEIVING	G	No.	Yds	Avg	TD	Lg	Avg/G
Roberson, C.	9-9	77	1006	13.1	10	75	111.8
Ward, D.	11-5	62	762	12.3	4	77	69.3
Brooks, M.	10-7	51	492	9.6	2	58	49.2
Gambel, R.	11-7	47	530	11.3	2	30	48.2
Thomas, A.	11-2	32	323	10.1	4	36	29.4
Lott, K.	9-4	26	268	10.3	2	20	29.8
Lacy, D.	10-1	25	262	10.5	2	49	26.2
Mosley, M.	9-6	18	146	8.1	0	24	16.2
Johnson, G.	10-8	14	86	6.1	1	19	8.6
Gentry, D.	10-3	11	18	1.6	1	10	1.8
Hadnot, C.	11-0	7	85	12.1	2	19	7.7
Crawford, G.	3-2	6	77	12.8	1	44	25.7
Foster, A.	6-0	6	73	12.2	0	30	12.2
Boyd, T.	5-0	5	81	16.2	0	27	16.2
Lawson, K.	6-0	4	17	4.2	0	9	2.8
Parham, R.	2-0	4	14	3.5	0	8	7.0
Total	11	395	4240	10.7	31	77	385.5
Opponents	11	197	2437	12.4	23	98	221.5

FGs	FG-A	Pct	1-19	20-29	30-39	40-49	50-99	Lg	Blk
Wiggs, J.	15-20	75.0	2-2	7-9	6-8	0-1	0-0	37	3

PUNTING	No.	Yds	Avg	Lg	TB	FC	I20	Blkd
Bruno, N.	41	1553	37.9	76	1	16	9	0
Attaway, B.	15	586	39.1	57	1	0	11	0
Minden, J.	2	66	33.0	38	0	0	2	0
TEAM	1	0	0.0	0	0	0	0	0
Bradley, C.	1	13	13.0	13	0	0	0	0
Total	60	2218	37.0	67	2	16	22	0
Opponents	81	3243	40.0	61	4	24	21	0

TEAM STATISTICS	SFA	OPP
SCORING	375	368
Points Per Game	34.1	33.5
FIRST DOWNS	317	185
Rushing	80	66
Passing	200	90
Penalty	37	29
RUSHING YARDAGE	1294	1320
Yards Gained Rushing	1654	1629
Yards Lost Rushing	360	309
Rushing Attempts	327	432
Average Per Rush	4.0	3.1
Average Per Game	117.6	120.0
TDs Rushing	16	16
PASSING YARDAGE	4240	2437
Att-Comp-Int	679-395-26	351-197-9
Average Per Pass	6.2	6.9
Average Per Catch	10.7	12.4
Average Per Game	385.5	221.5
TDs Passing	31	23
TOTAL OFFENSE	5534	3757
Total Plays	1006	783
Average Per Play	5.5	4.8
Average Per Game	503.1	341.5
KICK RETURNS: #-YARDS	39-830	64-1709
PUNT RETURNS: #-YARDS	30-187	16-217
INT RETURNS: #-YARDS	9-41	26-443
FUMBLES-LOST	34-15	27-17
PENALTIES-YARDS	80-738	111-1071
PUNTS-AVG	60-37.0	81-40.0
TIME OF POSSESSION/GAME	25:45	34:12
3RD-DOWN CONVERSIONS	80/200	47/171
4TH-DOWN CONVERSIONS	10/24	12/22
SACKS BY-YARDS	31-199	10-85

INTERCEPTIONS	No.	Yds	Avg	TD	Lg
Barlow, C.	2	2	1.0	0	1
Aubrey, J.	2	-3	-1.5	0	0
Nelson, C.	2	7	3.5	0	7
Perry, I.	1	2	2.0	0	2
Aubrey, J.	1	0	0.0	0	0
Garrett, C.	1	33	33.0	0	33
Total	9	41	4.6	0	33
Opponents	26	443	17.0	3	96

KICK RETURNS	No.	Yds	Avg	TD	Lg
Lacy, D.	12	351	29.2	0	74
Barnes, J.	9	200	22.2	0	31
Brooks, M.	6	84	14.0	0	20
Crawford, G.	5	97	19.4	0	23
Ward, D.	5	74	14.8	0	21
Hardee, C.	1	0	0.0	0	0
Lott, K.	1	16	16.0	0	16
Barlow, C.	0	8	0.0	0	8
Total	39	830	21.3	0	74
Opponents	64	1709	26.7	1	96

PUNT RETURNS	No.	Yds	Avg	TD	Lg
Lacy, D.	16	88	5.5	0	32
Crawford, G.	7	47	6.7	0	17
Brooks, M.	5	33	6.6	0	13
Barnes, J.	1	19	19.0	0	19
Hickman, R.	1	0	0.0	0	0
Total	30	187	6.2	0	32
Opponents	16	217	13.6	1	58

SCORING	TD	FGs	PATs				DXP	Saf	Pts
			Kick	Rush	Rcv	Pass			
Johnson, G.	15	-	-	0-1	-	-	-	90	
Wiggs, J.	-	15-20	36-39	-	-	-	-	81	
Roberson, C.	10	-	-	-	-	-	-	60	
Ward, D.	4	-	-	-	1	-	-	26	
Thomas, A.	4	-	-	-	-	-	-	24	
Gentry, D.	3	-	-	-	-	-	-	18	
Lott, K.	2	-	-	-	-	-	-	12	
Gambel, R.	2	-	-	-	-	-	-	12	
Hadnot, C.	2	-	-	-	-	-	-	12	
Brooks, M.	2	-	-	-	-	-	-	12	
Lacy, D.	2	-	-	-	-	-	-	12	
Crawford, G.	1	-	-	-	-	-	-	6	
Gray, M.	1	-	-	-	-	-	-	6	
Juhl, M.	-	-	4-4	0-1	-	-	-	4	
Kincade, A.	-	-	-	-	-	-	-	0	
Minden, J.	-	-	-	-	-	0-1	-	0	
Attaway, B.	-	-	-	-	-	1-2	-	0	
Total	48	15-20	40-43	0-2	1	1-3	-	375	
Opponents	48	11-18	43-45	-	1	1-3	-	368	

TOTAL OFFENSE	G	Plays	Rush	Pass	Total	Avg/G
Attaway, B.	11	590	-153	3671	3518	319.8
Johnson, G.	10	154	969	0	969	96.9
Minden, J.	5	116	-44	569	525	105.0
Gentry, D.	10	91	418	0	418	41.8
Barnes, J.	11	22	101	0	101	9.2
Lawson, K.	6	19	86	0	86	14.3
Mosley, D.	4	1	2	0	2	0.5
Gambel, R.	11	1	-1	0	-1	-0.1
Roberson, C.	9	1	-3	0	-3	-0.3
Brooks, M.	10	1	-5	0	-5	-0.5
Bruno, N.	11	1	-19	0	-19	-1.7
TEAM	7	9	-42	0	-42	-6.0
Total	11	1007	1309	4240	5549	504.5
Opponents	11	782	1320	2437	3757	341.5

ALL PURPOSE	G	Rush	Rec	PR	KOR	IR	Tot	Avg/G
Johnson, G.	10	969	86	0	0	0	1055	105.5
Roberson, C.	9	-3	1006	0	0	0	1003	111.4
Ward, D.	11	0	762	0	74	0	836	76.0
Lacy, D.	10	0	262	88	351	0	701	70.1
Brooks, M.	10	-5	492	33	84	0	604	60.4
Gambel, R.	11	-1	530	0	0	0	529	48.1
Gentry, D.	10	418	18	0	0	0	436	43.6
Thomas, A.	11	0	323	0	0	0	323	29.4
Barnes, J.	11	101	0	19	200	0	320	29.1
Lott, K.	9	0	268	0	16	0	284	31.6
Crawford, G.	3	0	77	47	97	0	221	73.7
Mosley, M.	9	0	146	0	0	0	146	16.2
Lawson, K.	6	86	17	0	0	0	103	17.2
Hadnot, C.	11	0	85	0	0	0	85	7.7
Boyd, T.	5	0	81	0	0	0	81	16.2
Foster, A.	6	0	73	0	0	0	73	12.2
Garrett, C.	11	0	0	0	0	33	33	3.0
Parham, R.	2	0	14	0	0	0	14	7.0
Barlow, C.	11	0	0	0	8	2	10	0.9
Nelson, C.	10	0	0	0	0	7	7	0.7
Mosley, D.	4	2	0	0	0	0	2	0.5
Perry, I.	11	0	0	0	0	2	2	0.2
Aubrey, J.	11	0	0	0	0	-3	-3	-0.3
Bruno, N.	11	-19	0	0	0	0	-19	-1.7
TEAM	7	-42	0	0	0	0	-42	-6.0
Minden, J.	5	-44	0	0	0	0	-44	-8.8
Attaway, B.	11	-153	0	0	0	0	-153	-13.9
Total	11	130-9	4240	187	830	41	6607	600.6
Opponents	11	1320	2437	217	1709	443	6126	556.9

SCORE BY QUARTERS	1st	2nd	3rd	4th	OT	Total
Stephen F. Austin	83	134	81	77	--	375
Opponents	92	71	109	89	--	361

DEFENSIVE LEADERS	GP	Tackles			TFL/Yds	Sacks			Pass Def			Fumbles		Kick	Blkd Saf
		Solo	Ast	Total		No-Yards	Int-Yds	BrUp	QBH	Rcv-Yds	FF				
40 Garrett, C.	11-11	48	48	96	9.5-19	0.5-4	1-33	2	-	0-0	1	-	-	-	
47 Epperson, R.	11-11	31	54	85	5.0-11	1.0-5	-	1	1	1-0	-	-	-	-	
49 Barlow, C.	11-11	38	46	84	5.5-15	1.5-9	2-2	-	-	1-4	-	-	-	-	
32 Nelson, C.	10-10	39	27	66	3.0-11	-	2-7	3	-	-	2	-	-	-	
37 Aubrey, Jos.	11-11	40	25	65	7.5-26	2.0-16	2--3	6	-	2-0	1	-	-	-	
38 Aubrey, Jor.	8	4	30	32	62	0.5-0	0	1-0	2	-	-	1	-	-	
92 Skyler, L.	10-4	13	23	36	1.5-9	1.0-6	-	1	1	1-0	1	1	-	-	
5 Jefferson, W.	11-10	24	12	36	11.5-73	8.0-63	-	3	5	-	5	-	-	-	
31 Perry, I.	11-7	18	17	35	1.5-2	0	1-2	3	-	1-0	-	-	-	-	
44 Watson, C.	11-9	14	18	32	4.0-8	1.5-5	-	-	-	1-0	-	-	-	-	
48 Robinson, D.	11-10	10	21	31	11.5-59	7.5-42	-	1	2	2-0	2	-	-	-	
51 Mattox, M.	10-7	12	15	27	2.5-3	0.5-0	0	2	1	1-0	1	-	-	-	
55 Hickman, R.	10-0	12	15	27	2.0-13	1.0-11	-	-	1	3-0	-	-	-	-	
98 Miles, I.	9-2	12	14	26	7.0-44	5.0-38	-	-	1	-	1	1	-	-	
33 Vallier, T.	10-9	14	10	24	-	-	-	7	-	-	1	-	-	-	
91 Murphy, T.	9-2	8	12	20	2.5-4	0.5-3	-	1	1	-	-	-	-	-	
26 Freeman, D.	9-0	9	8	17	-	-	-	-	-	-	1	-	-	-	
13 Hypolite, O.	10-0	6	8	14	1.0-3	-	-	-	-	-	-	-	-	-	
85 Hadnot, C.	11-0	8	3	11	-	-	-	-	-	-	-	-	-	-	
34 Aggrey, A.	7-0	4	5	9	-	-	-	-	-	-	-	-	-	-	
15 Gray, M.	7-1	4	5	9	0.5-1	-	-	3	-	1-45	-	-	-	-	
50 Young, R.	8-0	1	6	7	1.0-3	-	-	1	-	-	-	-	-	-	
94 Joseph, A.	5-0	1	5	6	-	-	-	-	-	-	-	-	-	-	
23 Madison, K.	6-2	4	1	5	0.5-2	-	-	1	-	-	-	-	-	-	
41 Burton, J.	4-0	2	3	5	-	-	-	-	-	-	1	-	-	-	
7 Isadore, J.	5-0	-	4	4	-	-	-	-	-	1-0	-	-	-	-	
90 Clark, C.	4-0	1	3	4	-	-	-	-	-	-	-	-	-	-	
54 Henderson, D.	4-0	1	3	4	-	1.0-0	-	-	-	-	-	-	-	-	
84 Gambel, R.	11-7	4	-	4	-	-	-	-	-	-	-	-	-	-	
75 Vaughn, T.	10-7	1	2	3	-	-	-	-	-	-	-	-	-	-	
43 Bryant, N.	6-0	1	2	3	-	-	-	-	-	-	-	-	-	-	
9 Ward, D.	11-5	2	1	3	-	-	-	-	-	-	-	-	-	-	
29 Mosley, D.	4-0	1	2	3	1.0-1	-	-	-	-	-	-	-	-	-	
59 West, B.	8-0	1	2	3	-	-	-	-	-	-	-	-	-	-	
2 Brooks, M.	10-7	1	2	3	-	-	-	-	-	-	-	-	-	-	
95 Hardee, C.	8-0	-	2	2	-	-	-	-	-	1-0	-	-	-	-	
42 Wiggs, J.	11-0	-	2	2	-	-	-	-	-	-	-	-	-	-	
20 Gentry, D.	10-3	1	1	2	-	-	-	-	-	-	-	-	-	-	
80 Roberson, C.	9-9	2	-	2	-	-	-	-	-	-	-	-	-	-	
6 Johnson, G.	10-8	1	1	2	-	-	-	-	-	-	-	-	-	-	
17 Crawford, G.	3-2	1	-	1	-	-	-	-	-	-	-	-	-	-	
4 Mosley, M.	9-6	1	-	1	-	-	-	-	-	1-0	1	-	-	-	
77 Dane, D.	8-0	-	1	1	-	-	-	-	-	-	-	-	-	-	
63 Steel, J.	11-10	1	-	1	-	-	-	-	-	-	-	-	-	-	
82 Carroll, D.	3-0	1	0	1	-	-	-	-	-	-	-	-	-	-	
36 Farrell, B.	6-0	1	-	1	-	-	-	-	-	-	1	-	-	-	
28 Juhl, M.	4-0	1	-	1	-	-	-	-	-	-	-	-	-	-	
Total	11	425	461	886	79-307	31-199	9-41	36	13	17-49	20	2	-	-	
Opponents	11	467	473	940	58-220	10-85	26-443	83	13	15-108	19	3	1	-	

## INDIVIDUAL GAME HIGHS

Rushes	33	Johnson, Gus vs. Northwestern State (Nov. 17, 2012)
Yards Rushing	226	Johnson, Gus vs. Northwestern State (Nov. 17, 2012)
TD Rushes	4	Johnson, Gus vs. Central Arkansas (Sept. 29, 2012)
	4	Johnson, Gus at Southeastern Louisiana (Nov. 10, 2012)
Long Rush	66	Johnson, Gus vs. Central Arkansas (Sept. 29, 2012)
Pass Attempts	76	Attaway, Brady vs. Sam Houston State (Oct. 6, 2012)
Pass Completions	44	Attaway, Brady at Texas State (Sept. 22, 2012)
Yards Passing	545	Attaway, Brady vs. Sam Houston State (Oct. 6, 2012)
TD Passes	6	Attaway, Brady vs. Sam Houston State (Oct. 6, 2012)
Long Pass	77	Attaway, Brady vs. Sam Houston State (Oct. 6, 2012)
Receptions	14	Roberson, Cordell vs. Sam Houston State (Oct. 6, 2012)
Yards Receiving	199	Roberson, Cordell vs. Sam Houston State (Oct. 6, 2012)
TD Receptions	3	Roberson, Cordell vs. Sam Houston State (Oct. 6, 2012)
Long Reception	77	Ward, DJ vs. Sam Houston State (Oct. 6, 2012)
Field Goals	4	Wiggs, Jordan vs. Lamar (Nov. 3, 2012)
Long Field Goal	37	Wiggs, Jordan vs. Nicholls State (Oct. 20, 2012)
Punts	8	Bruno, Nick vs. Sam Houston State (Oct. 6, 2012)
Punting Average	57.0	Attaway, Brady at Texas State (Sept. 22, 2012)
Long Punt	76	Bruno, Nick at Montana State (Sept. 15, 2012)
Punt Inside 20	3	Attaway, Brady vs. Southwestern Oklahoma (Aug. 31, 2012)
	3	Bruno, Nick at Montana State (Sept. 15, 2012)
Long Punt Return	32	Lacy, De'Vante at Southeastern Louisiana (Nov. 10, 2012)
Long Kickoff Return	74	Lacy, De'Vante vs. Central Arkansas (Sept. 29, 2012)
Tackles	15	Nelson, Caleb vs. Sam Houston State (Oct. 6, 2012)
Sacks	2.0	by four different players
Tackles for Loss	3.0	by three different players
Interceptions	1	by nine different players

## TEAM GAME HIGHS

Rushes	49	vs. Central Arkansas (Sept 29, 2012)
Yards Rushing	222	vs. Northwestern State (Nov. 17, 2012)
Yards Per Rush	5.8	at Southeastern Louisiana (Nov. 10, 2012)
TD Rushes	4	vs. Central Arkansas (Sept. 29, 2012)
	4	at Southeastern Louisiana (Nov. 10, 2012)
Pass Attempts	76	vs. Sam Houston State (Oct. 6, 2012)
Pass Completions	45	vs. Nicholls State (Oct. 20, 2012)
Yards Passing	545	vs. Sam Houston State (Oct. 6, 2012)
Yards Per Pass	8.0	at Montana State (Sept. 15, 2012)
TD Passes	6	vs. Sam Houston State (Oct. 6, 2012)
Total Plays	109	vs. Lamar (Nov. 3, 2012)
Total Offense	575	vs. Nicholls State (Oct. 20, 2012)
Yards Per Play	6.9	vs. Sam Houston State (Oct. 6, 2012)
Points	49	vs. Southwestern Oklahoma (Aug. 31, 2012)
Sacks By	6	vs. Southwestern Oklahoma (Aug. 31, 2012)
First Downs	36	at Texas State (Sept. 22, 2012)
Penalties	14	at Montana State (Sept. 15, 2012)
Penalty Yards	130	at Montana State (Sept. 15, 2012)
Turnovers	10	at SMU (Sept. 8, 2012)
Interceptions By	2	vs. Central Arkansas (Sept. 29, 2012)
	2	vs. Lamar (Nov. 3, 2012)
Punts	8	vs. Sam Houston State (Oct. 6, 2012)
Punt Average	49.0	vs. Nicholls State (Oct. 20, 2012)
Long Punt	76	at Montana State (Sept. 15, 2012)
Long Punt Return	32	at Southeastern Louisiana (Nov. 10, 2012)



## OPPONENT INDIVIDUAL GAME HIGHS

Rushes	30	Kirk, Cody at Montana State (Sept. 15, 2012)
Yards Rushing	151	Harrell, Rashee at Southeastern Louisiana (Nov. 10, 2012)
TD Rushes	3	Kirk, Cody at Montana State (Sept. 15, 2012)
Long Rush	47	Battle, Isaiah at Texas State (Sept. 22, 2012)
Pass Attempts	39	McGhee, DeNarius at Montana State (Sept. 15, 2012)
Pass Completions	22	McGhee, DeNarius at Montana State (Sept. 15, 2012)
Yards Passing	301	Rutherford, S. at Texas State (Sept. 22, 2012)
TD Passes	3	by four different players
Long Pass	98	Rutherford, S. at Texas State (Sept. 22, 2012)
Receptions	10	Bleskin, Tanner at Montana State (Sept. 15, 2012)
Yards Receiving	208	Edwards, Jordan vs. Lamar (Nov. 3, 2012)
TD Receptions	3	Edwards, Jordan vs. Lamar (Nov. 3, 2012)
Long Reception	98	Battle, Isaiah at Texas State (Sept. 22, 2012)
Field Goals	3	Antonio, Miguel vs. Sam Houston State (Oct. 6, 2012)
Long Field Goal	52	Johnson, Will at Texas State (Sept. 22, 2012)
Punts	13	Rainey, Colton vs. Southwestern Oklahoma (Aug. 31, 2012)
Punting Average	57.5	Antonio, Miguel vs. Sam Houston State (Oct. 6, 2012)
Long Punt	61	Antonio, Miguel vs. Sam Houston State (Oct. 6, 2012)
Long Punt Return	58	White, Jamaal vs. Northwestern State (Nov. 17, 2012)
Long Kickoff Return	96	Roberson, Xavier at Southeastern Louisiana (Nov. 10, 2012)
Tackles	17	Allen, Chad vs. Lamar (Nov. 3, 2012)
Sacks	1.0	by 10 different players
Tackles for Loss	3.0	Benton, Devin vs. Southwestern Oklahoma (Aug. 31, 2012)
Interceptions	2	Smith, Ryan at SMU (Sept. 8, 2012)
	2	Acker, Kenneth at SMU (Sept. 8, 2012)

## OPPONENT TEAM GAME HIGHS

Rushes	53	at Southeastern Louisiana (Nov. 10, 2012)
Yards Rushing	278	at Southeastern Louisiana (Nov. 10, 2012)
Yards Per Rush	5.2	at Southeastern Louisiana (Nov. 10, 2012)
TD Rushes	4	at Montana State (Sept. 15, 2012)
Pass Attempts	41	at SMU (Sept. 8, 2012)
	41	vs. Lamar (Nov. 3, 2012)
Pass Completions	24	vs. Nicholls State (Oct. 20, 2012)
Yards Passing	304	at Montana State (Sept. 15, 2012)
Yards Per Pass	11.6	at Texas State (Sept. 22, 2012)
TD Passes	3	by four different players
Total Plays	86	at Montana State (Sept. 15, 2012)
Total Offense	487	at Southeastern Louisiana (Nov. 10, 2012)
Yards Per Play	7.5	at Texas State (Sept. 22, 2012)
Points	52	at SMU (Sept. 8, 2012)
Sacks By	3	vs. Southwestern Oklahoma (Aug. 31, 2012)
First Downs	28	at Montana State (Sept. 15, 2012)
Penalties	15	at Southeastern Louisiana (Nov. 10, 2012)
Penalty Yards	115	at Northwestern State (Nov. 19, 2011)
Turnovers	4	vs. Central Arkansas (Sept. 29, 2012)
	4	vs. Lamar (Nov. 3, 2012)
Interceptions By	7	at SMU (Sept. 8, 2012)
Punts	13	vs. Southwestern Oklahoma (Aug. 31, 2012)
Punting Average	49.0	at Texas State (Sept. 22, 2012)
Long Punt	61	vs. Sam Houston State (Oct. 6, 2012)
Longest Punt Return	58	vs. Northwestern State (Nov. 17, 2012)

SCORING OFFENSE										Punting								
G	TD	XP	2XP	DXP	FG	Saf	Pts	Avg		G	No.	Yards	Avg/P	PR	Avg	TB	Net/P	
1. Sam Houston State	15	77	74	0	1	20	1	600	40.0	1. Sam Houston State	15	65	2767	42.6	106	1.6	6	39.1
2. Central Arkansas	12	54	53	0	0	13	1	418	34.8	2. Nicholls State	11	52	2185	42.0	141	2.7	4	37.8
<b>3. Stephen F. Austin</b>	<b>11</b>	<b>48</b>	<b>40</b>	<b>1</b>	<b>0</b>	<b>15</b>	<b>0</b>	<b>375</b>	<b>34.1</b>	3. Central Arkansas	12	67	2681	40.0	111	1.7	7	36.3
4. McNeese State	11	46	45	0	0	12	0	357	32.5	4. McNeese State	11	49	2006	40.9	176	3.6	3	36.1
5. Northwestern State	11	32	29	1	0	14	0	265	24.1	5. Northwestern State	11	75	2830	37.7	208	2.8	2	34.4
6. Lamar	12	32	29	0	1	6	0	241	20.1	6. Lamar	12	68	2782	40.9	381	5.6	3	34.4
7. Southeastern La.	11	27	23	2	0	6	0	207	18.8	<b>7. Stephen F. Austin</b>	<b>11</b>	<b>60</b>	<b>2218</b>	<b>37.0</b>	<b>217</b>	<b>3.6</b>	<b>2</b>	<b>32.7</b>
8. Nicholls State	11	24	21	0	0	10	0	195	17.7	8. Southeastern La.	11	62	2548	41.1	470	7.6	3	32.5

SCORING DEFENSE										TURNOVER MARGIN									
G	TD	XP	2XP	DXP	FG	Saf	Pts	Avg		G	Fum	Int	Tot	Fum	Int	Tot	Mar	Per/G	
1. McNeese State	11	29	26	3	0	9	0	233	21.2	1. McNeese State	11	13	15	28	6	6	12	+16	1.45
2. Sam Houston State	15	42	36	2	0	10	0	322	21.5	2. Sam Houston State	15	12	18	30	8	12	20	+10	0.67
3. Central Arkansas	12	36	30	0	0	8	0	270	22.5	3. Central Arkansas	12	12	15	27	11	10	21	+6	0.50
4. Lamar	12	43	41	1	0	18	0	355	29.6	4. Northwestern State	11	10	10	20	13	7	20	+0	0.00
5. Northwestern State	11	44	42	0	0	16	0	354	32.2	5. Southeastern La.	11	6	12	18	11	10	21	-3	-0.27
<b>6. Stephen F. Austin</b>	<b>11</b>	<b>48</b>	<b>43</b>	<b>1</b>	<b>0</b>	<b>11</b>	<b>1</b>	<b>368</b>	<b>33.5</b>	6. Nicholls State	11	11	11	22	13	16	29	-7	-0.64
7. Southeastern La.	11	51	44	1	0	10	0	382	34.7	7. Lamar	12	3	13	16	19	13	32	-16	-1.33
8. Nicholls State	11	56	54	0	0	12	0	426	38.7	<b>8. Stephen F. Austin</b>	<b>11</b>	<b>17</b>	<b>9</b>	<b>26</b>	<b>15</b>	<b>26</b>	<b>41</b>	<b>-15</b>	<b>-1.36</b>

PASS OFFENSE										PASS EFFICIENCY								
G	Att	Cmp	Int	Pct.	Yds	Avg	TD	Yds/G		G	Att	Cmp	Pct	Int	Yds	TD	Effic	
<b>1. Stephen F. Austin</b>	<b>11</b>	<b>679</b>	<b>395</b>	<b>26</b>	<b>58.2</b>	<b>4240</b>	<b>6.2</b>	<b>31</b>	<b>385.5</b>	1. Sam Houston State	15	334	205	61.4	12	2853	26	151.6
2. Central Arkansas	12	437	285	10	65.2	3199	7.3	32	266.6	2. Central Arkansas	12	437	285	65.2	10	3199	32	146.3
3. Nicholls State	11	355	205	16	57.7	2443	6.9	10	222.1	3. McNeese State	11	294	180	61.2	6	2239	21	144.7
4. McNeese State	11	294	180	6	61.2	2239	7.6	21	203.5	<b>4. Stephen F. Austin</b>	<b>11</b>	<b>679</b>	<b>395</b>	<b>58.2</b>	<b>26</b>	<b>4240</b>	<b>31</b>	<b>118.0</b>
5. Southeastern La.	11	349	189	10	54.2	2165	6.2	11	196.8	5. Nicholls State	11	355	205	57.7	16	2443	10	115.8
6. Sam Houston State	15	334	205	12	61.4	2853	8.5	26	190.2	6. Northwestern State	11	345	189	54.8	7	1979	14	112.3
7. Northwestern State	11	345	189	7	54.8	1979	5.7	14	179.9	7. Lamar	12	340	189	55.6	13	1857	18	111.3
8. Lamar	12	340	189	13	55.6	1857	5.5	18	154.8	8. Southeastern La.	11	349	189	54.2	10	2165	11	110.9

PASS DEFENSE										PASS DEF EFFICIENCY								
G	Att	Cmp	Int	Pct.	Yds	Avg	TD	Yds/G		G	Att	Cmp	Int	Pct.	Yds	TD	Effic	
1. Lamar	12	394	228	13	57.9	2397	6.1	17	199.8	1. Lamar	12	394	228	13	57.9	2397	17	116.6
2. Southeastern La.	11	324	184	12	56.8	2259	7.0	20	205.4	2. McNeese State	11	419	263	15	62.8	2614	16	120.6
3. Northwestern State	11	367	213	10	58.0	2365	6.4	22	215.0	3. Sam Houston State	15	494	259	18	52.4	3524	27	123.1
4. Central Arkansas	12	366	217	15	59.3	2634	7.2	15	219.5	4. Central Arkansas	12	366	217	15	59.3	2634	15	125.1
<b>5. Stephen F. Austin</b>	<b>11</b>	<b>351</b>	<b>197</b>	<b>9</b>	<b>56.1</b>	<b>2437</b>	<b>6.9</b>	<b>23</b>	<b>221.5</b>	5. Northwestern State	11	367	213	10	58.0	2365	22	126.5
6. Sam Houston State	15	494	259	18	52.4	3524	7.1	27	234.9	6. Southeastern La.	11	324	184	12	56.8	2259	20	128.3
7. McNeese State	11	419	263	15	62.8	2614	6.2	16	237.6	<b>7. Stephen F. Austin</b>	<b>11</b>	<b>351</b>	<b>197</b>	<b>9</b>	<b>56.1</b>	<b>2437</b>	<b>23</b>	<b>130.9</b>
8. Nicholls State	11	379	240	11	63.3	2894	7.6	25	263.1	8. Nicholls State	11	379	240	11	63.3	2894	25	143.4

RUSHING OFFENSE							FIRST DOWNS					
G	Att	Yds	Avg	TD	Yds/G		G	Rush	Pass	Pen	Total	
1. Sam Houston State	15	742	4025	5.4	46	268.3	1. Sam Houston State	15	183	116	26	325
2. McNeese State	11	441	2304	5.2	23	209.5	<b>2. Stephen F. Austin</b>	<b>11</b>	<b>80</b>	<b>200</b>	<b>37</b>	<b>317</b>
3. Central Arkansas	12	428	1602	3.7	17	133.5	3. Central Arkansas	12	91	145	18	254
4. Lamar	12	451	1511	3.4	8	125.9	4. McNeese State	11	109	110	27	246
<b>5. Stephen F. Austin</b>	<b>11</b>	<b>328</b>	<b>1309</b>	<b>4.0</b>	<b>16</b>	<b>119.0</b>	5. Lamar	12	93	93	20	206
6. Northwestern State	11	389	1286	3.3	14	116.9	6. Nicholls State	11	69	99	28	196
7. Nicholls State	11	348	1279	3.7	14	116.3	7. Northwestern State	11	66	82	33	181
8. Southeastern La.	11	400	1136	2.8	11	103.3	8. Southeastern La.	11	54	105	19	178

RUSHING DEFENSE							OPP. 1ST DOWNS					
G	Rushes	Yards	Avg.	TD	Yds/G		G	Rush	Pass	Pen	Total	
1. Sam Houston State	15	453	1478	3.3	12	98.5	<b>1. Stephen F. Austin</b>	<b>11</b>	<b>66</b>	<b>90</b>	<b>29</b>	<b>185</b>
2. McNeese State	11	365	1269	3.5	13	115.4	2. Lamar	12	86	111	24	221
<b>3. Stephen F. Austin</b>	<b>11</b>	<b>431</b>	<b>1320</b>	<b>3.1</b>	<b>16</b>	<b>120.0</b>	3. Southeastern La.	11	95	102	26	223
4. Central Arkansas	12	487	1920	3.9	21	160.0	4. McNeese State	11	79	126	23	228
5. Lamar	12	443	1926	4.3	23	160.5	5. Central Arkansas	12	106	116	16	238
6. Southeastern La.	11	450	2004	4.5	24	182.2	6. Northwestern State	11	97	118	37	252
7. Nicholls State	11	446	2119	4.8	29	192.6	Sam Houston State	15	91	126	35	252
8. Northwestern State	11	473	2130	4.5	18	193.6	8. Nicholls State	11	106	143	21	270

TOTAL OFFENSE										SACKS BY		
G	Rush	Pass	Plays	Yards	Avg/P	TD	Yds/G			G	Sacks	Yards
<b>1. Stephen F. Austin</b>	<b>11</b>	<b>1309</b>	<b>4240</b>	<b>1007</b>	<b>5.5</b>	<b>47</b>	<b>504.5</b>	1. Sam Houston State	15	38	274	
2. Sam Houston State	15	4025	2853	1076	6.878	6.4	72	458.5	<b>2. Stephen F. Austin</b>	<b>11</b>	<b>31</b>	<b>199</b>
3. McNeese State	11	2304	2239	735	454.3	6.2	44	413.0	3. Central Arkansas	12	30	177
4. Central Arkansas	12	1602	3199	865	480.1	5.6	49	400.1	4. Southeastern La.	11	25	157
5. Nicholls State	11	1279	2443	703	372.2	5.3	24	338.4	5. Lamar	12	21	130
6. Southeastern La.	11	1136	2165	749	330.1	4.4	22	300.1	6. McNeese State	11	20	156
7. Northwestern State	11	1286	1979	734	326.5	4.4	28	296.8	7. Northwestern State	11	15	104
8. Lamar	12	1511	1857	791	336.8	4.3	26	280.7	8. Nicholls State	11	11	68

TOTAL DEFENSE										PENALTIES			
G	Rush	Pass	Plys	Yards	Avg	TD	Yds/G			G	No	Yds	Avg/G
1. Sam Houston State	15	1478	3524	947	500.2	5.3	39	333.5	1. McNeese State	11	77	692	62.9
<b>2. Stephen F. Austin</b>	<b>11</b>	<b>1320</b>	<b>2437</b>	<b>782</b>	<b>375.7</b>	<b>4.8</b>	<b>39</b>	<b>341.5</b>	2. Lamar	12	83	760	63.3
3. McNeese State	11	1269	2614	784	388.3	5.0	29	353.0	3. Central Arkansas	12	86	767	63.9
4. Lamar	12	1926	2397	837	432.3	5.2	40	360.2	4. Nicholls State	11	83	740	67.3
5. Central Arkansas	12	1920	2634	853	455.4	5.3	36	379.5	5. Sam Houston State	15	112	1021	68.1
6. Southeastern La.	11	2004	2259	774	426.3	5.5	44	387.5	<b>6. Stephen F. Austin</b>	<b>11</b>	<b>80</b>	<b>753</b>	<b>68.5</b>
7. Northwestern State	11	2130	2365	840	449.5	5.4	40	408.6	7. Northwestern State	11	99	930	84.5
8. Nicholls State	11	2119	2894	825	501.3	6.1	54	455.7	8. Southeastern La.	11	105	946	86.0

KICKOFF RETURNS					3RD-DN CONVERSIONS					
G	Ret	Yds	TD	Avg	G	Conv	Att	Pct		
1. Lamar	12	52	1184	2	22.8	1. Sam Houston State	15	2	98	45.6
2. Sam Houston State	15	44	940	0	21.4	2. McNeese State	11	56	133	42.1
<b>3. Stephen F. Austin</b>	<b>11</b>	<b>39</b>	<b>830</b>	<b>0</b>	<b>21.3</b>	3. Central Arkansas	12	76	184	41.3
4. Central Arkansas	12	33	695	0	21.1	<b>4. Stephen F. Austin</b>	<b>11</b>	<b>80</b>	<b>200</b>	<b>40.0</b>
5. Southeastern La.	11	60	1255	2	20.9	5. Lamar	12	63	173	36.4
6. Northwestern State	11	53	1059	2	20.0	6. Southeastern La.	11	55	167	32.9
7. McNeese State	11	39	736	0	18.9	7. Northwestern State	11	53	168	31.5
8. Nicholls State	11	52	959	0	18.4	8. Nicholls State	11	43	141	30.5

PUNT RETURN AVG					4TH-DN CONVERSIONS					
G	Ret	Yds	TD	Avg	G	Conv	Att	Pct		
1. Southeastern La.	11	10	193	2	19.3	1. Central Arkansas	12	15	19	78.9
2. Northwestern State	11	19	346	0	18.2	2. McNeese State	11	6	9	66.7
3. McNeese State	11	21	299	0	14.2	3. Northwestern State	11	9		

RUSHING-Team									
	CI	G	Att	Yds	Avg	TD	Long	Yds/G	
1. Flanders, Tim-SHSU	JR	15	288	1642	5.7	17	71	109.5	
2. Johnson, Gus-SFA	SO	10	154	969	6.3	14	66	96.9	
3. Wiltz, Marcus-MCN	JR	10	130	651	5.0	6	35	65.1	
4. Washington, Marcus-NICH	JR	10	116	598	5.2	6	54	59.8	
5. Garrett, DePauldric-LU	JR	10	138	585	4.2	2	35	58.5	
6. Hinton, Jackie-UCA	SR	12	152	619	4.1	4	21	51.6	
7. Murray, Javaris-MCN	FR	10	86	504	5.9	3	76	50.4	
8. Roberson, Xavier-SLU	FR	11	105	488	4.6	4	36	44.4	
9. Gentry, Doug-SFA	FR	10	91	418	4.6	2	17	41.8	
10. Sincere, Richard-SHSU	SO	15	106	607	5.7	5	65	40.5	

PASSING AVG/GAME-Team									
	CI	G	Att	Cmp	Int	Yds	TD	Avg/G	
1. Attaway, Brady-SFA	JR	11	570	334	21	3671	29	333.7	
2. Smothers, Wynrick-UCA	JR	12	427	277	9	3103	31	258.6	
3. Stroud, Cody-MCN	JR	11	278	170	5	2102	19	191.1	
4. Klann, Landry-NICH	JR	11	310	176	14	2049	8	186.3	
5. Bell, Brian-SHSU	JR	15	322	197	10	2715	25	181.0	
6. Stanley, Nathan-SLU	SR	11	327	177	9	1952	9	177.5	
7. Henderson, Brad-NWLA	SR	11	330	181	4	1874	14	170.4	
8. Mossakowski, Ryan-LU	JR	9	193	113	8	1194	13	132.7	
9. Mothe, Beau-SLU	SR	11	4	3	0	67	1	6.1	
10. Morris, Rumeal-NWLA	JR	10	1	1	0	42	0	4.2	

TOTAL OFFENSE-Team							
	CI	G	Rush	Pass	Plays	Total	Yds/G
1. Attaway, Brady-SFA	JR	11	-153	3671	590	3518	319.8
2. Smothers, Wynrick-UCA	JR	12	449	3103	536	3552	296.0
3. Bell, Brian-SHSU	JR	15	377	2715	419	3092	206.1
4. Henderson, Brad-NWLA	SR	11	253	1874	465	2127	193.4
5. Stroud, Cody-MCN	JR	11	-47	2102	315	2055	186.8
6. Klann, Landry-NICH	JR	11	-109	2049	383	1940	176.4
7. Stanley, Nathan-SLU	SR	11	-30	1952	391	1922	174.7
8. Mossakowski, Ryan-LU	JR	9	23	1194	233	1217	135.2
9. Flanders, Tim-SHSU	JR	15	1642	0	288	1642	109.5
10. Johnson, Gus-SFA	SO	10	969	0	154	969	96.9

RECEPTIONS/GAME-Team								
	CI	G	Rec	Yds	TD	Long	Avg/C	Rec/G
1. Roberson, Cordell-SFA	SR	9	77	1006	10	75	13.1	8.56
2. Ward, D.J.-SFA	FR	11	62	762	4	77	12.3	5.64
3. Brooks, Mike-SFA	JR	10	51	492	2	58	9.6	5.10
4. Grandy, Jesse-UCA	SR	12	61	797	7	75	13.1	5.08
5. Lewis, Dezmin-UCA	SO	12	56	616	6	42	11.0	4.67
6. Croom, Dominique-UCA	SR	12	53	711	8	74	13.4	4.42
7. Gambel, Ryan-SFA	SR	11	47	530	2	30	11.3	4.27
8. Diller, Trey-SHSU	SR	15	62	927	4	56	15.0	4.13
9. Turner, Jesse-NICH	SR	11	45	448	2	69	10.0	4.09
10. Ford, Barry-LU	JR	12	49	470	1	25	9.6	4.08

RECEPTION YARDS-Team								
	CI	G	Rec	Yds	TD	Long	Avg/C	Yds/G
1. Roberson, Cordell-SFA	SR	9	77	1006	10	75	13.1	111.8
2. Ward, D.J.-SFA	FR	11	62	762	4	77	12.3	69.3
3. Grandy, Jesse-UCA	SR	12	61	797	7	75	13.1	66.4
4. Diller, Trey-SHSU	SR	15	62	927	4	56	15.0	61.8
5. Croom, Dominique-UCA	SR	12	53	711	8	74	13.4	59.2
6. Lewis, Dezmin-UCA	SO	12	56	616	6	42	11.0	51.3
7. Brooks, Mike-SFA	JR	10	51	492	2	58	9.6	49.2
8. Gambel, Ryan-SFA	SR	11	47	530	2	30	11.3	48.2
9. Carey, Darius-MCN	SR	10	28	455	3	52	16.2	45.5
10. Nelson, Chance-SHSU	SO	15	35	671	9	70	19.2	44.7

ALL PURPOSE-Team								
	CI	G	Rush	Rcv	PR	KR	Yds	Avg/G
1. Grandy, Jesse-UCA	SR	12	28	797	238	522	1585	132.1
2. Diller, Trey-SHSU	SR	15	62	927	354	528	1871	124.7
3. Flanders, Tim-SHSU	JR	15	1642	128	0	0	1770	118.0
4. Roberson, Cordell-SFA	JR	9	-3	1006	0	0	1003	111.4
5. Johnson, Gus-SFA	SO	10	969	86	0	0	1055	105.5
6. Hanberry, Josh-NICH	SO	10	-6	308	0	596	898	89.8
7. Carey, Darius-MCN	SR	10	162	455	213	41	871	87.1
8. Johnson, Kevin-LU	SO	11	15	309	0	623	947	86.1
9. Spencer, Dontae-MCN	SR	11	159	413	46	264	882	80.2
10. Roberson, Xavier-SLU	FR	11	488	20	0	366	874	79.5

INTERCEPTIONS-Team					
	CI	G	Int	Yds	TD
1. Alford, Robert-SLU	SR	11	4	5	0
2. Sneed, Bookie-SHSU	JR	12	4	103	2
Thomas, Branden-LU	JR	12	4	68	1
4. Morgan, Guy-MCN	JR	10	3	5	0
5. Paige, Cortez-NWLA	SR	11	3	112	1
White, Jamaal-NWLA	SR	11	3	13	0
Bronson, Ryan-MCN	JR	11	3	5	0
8. Shaw, Robert-SHSU	SR	15	4	51	1
Swanson, Dax-SHSU	SR	15	4	29	0
10. Brady, Karl-UCA	JR	10	2	36	0

PASS EFFICIENCY-Team								
	CI	G	Att	Cmp	Int	Yds	TD	Eff.
1. Bell, Brian-SHSU	JR	15	322	197	10	2715	25	151.4
2. Smothers, Wynrick-UCA	JR	12	427	277	9	3103	31	145.7
3. Stroud, Cody-MCN	JR	11	278	170	5	2102	19	143.6
4. Mossakowski, Ryan-LU	JR	9	193	113	8	1194	13	124.5
5. Attaway, Brady-SFA	JR	11	570	334	21	3671	29	122.1
6. Henderson, Brad-NWLA	SR	11	330	181	4	1874	14	114.1
7. Klann, Landry-NICH	JR	11	310	176	14	2049	8	111.8
8. Stanley, Nathan-SLU	SR	11	327	177	9	1952	9	107.8

PUNT RETURN AVG-Team									
	CI	G	Ret	Yds	TD	Long	Avg		
1. Carey, Darius-MCN	SR	10	17	213	0	43	12.5		
2. Grandy, Jesse-UCA	SR	12	19	238	1	72	12.5		
3. Diller, Trey-SHSU	SR	15	32	354	0	49	11.1		
4. Venson, Mik-LU	SR	9	14	97	0	20	6.9		
5. Lacy, DeVante-SFA	FR	10	16	88	0	32	5.5		

KICK RETURN AVG-Team									
	CI	G	Ret	Yds	TD	Long	Avg		
1. Roberson, Xavier-SLU	FR	11	11	366	2	96	33.3		
2. Lacy, DeVante-SFA	FR	10	12	351	0	74	29.2		
3. Johnson, Kevin-LU	SO	11	22	623	2	89	28.3		
4. Grandy, Jesse-UCA	SR	12	20	522	0	48	26.1		
5. Franks, VanLawrance-LU	SR	12	17	410	0	73	24.1		
6. Eagan, Ed-NWLA	FR	9	12	282	1	82	23.5		
7. Diller, Trey-SHSU	SR	15	23	528	0	59	23.0		
8. Spencer, Dontae-MCN	SR	11	12	264	0	33	22.0		
9. Smiley, Jeff-SLU	FR	11	24	474	0	47	19.8		
10. Hanberry, Josh-NICH	SO	10	31	596	0	53	19.2		

PUNTING-Team									
	CI	G	Punt	Yds	Long	Avg			
1. Mothe, Beau-SLU	SR	11	53	2305	60	43.5			
2. Foster, Matt-SHSU	SR	15	61	2637	61	43.2			
3. Kemps, Cory-NICH	SR	11	50	2112	64	42.2			
4. Kahler, Kollin-LU	JR	12	67	2782	63	41.5			
5. Breaux, Jean-MCN	FR	11	48	1981	67	41.3			
6. Buford, Kevin-UCA	SR	12	66	2640	69	40.0			
7. Russo, Nic-NWLA	SR	11	73	2830	64	38.8			
8. Bruno, Nick-SFA	FR	11	41	1553	76	37.9			

SCORING-Team									
	CI	G	TD	XPT	FG	2XP	Pts	Pts/G	
1. Johnson, Gus-SFA	SO	10	15	0	0	0	90	9.0	
2. Antonio, Miguel-SHSU	SR	15	0	73	20	0	133	8.9	
3. Camara, Eddie-UCA	SO	12	0	53	13	0	92	7.7	
4. Wiggs, Jordan-SFA	SO	11	0	36	15	0	81	7.4	
5. Flanders, Tim-SHSU	JR	15	18	0	0	0	108	7.2	
6. Johnson, Kevin-LU	SO	11	13	0	0	0	78	7.1	
7. Lewis, Josh-MCN	SR	11	0	42	11	0	75	6.8	
8. Roberson, Cordell-SFA	SR	9	10	0	0	0	60	6.7	
9. Shaughnessy, John-NWLA	SR	11	0	29	14	0	71	6.5	
10. Dolan, Andrew-NICH	JR	11	0	21	10	0	51	4.6	

SCORING (TDs)-Team									
	CI	G	TD	Rush	Pass	Ret	PAT	Pts	Pts/G
1. Johnson, Gus-SFA	SO	10	15	14	1	0	0	90	9.0
2. Flanders, Tim-SHSU	JR	15	18	17	1	0	0	108	7.2
3. Johnson, Kevin-LU	SO	11	13	1	10	2	0	78	7.1
4. Roberson, Cordell-SFA	SR	9	10	0	10	0	0	60	6.7
5. Lewis, Dezmin-UCA	SO	12	8	0	6	2	0	48	4.0
Grandy, Jesse-UCA	SR	12	8	0	7	1	0	48	4.0
Croom, Dominique-UCA	SR	12	8	0	8	0	0	48	4.0
8. Roberson, Xavier-SLU	FR	11	7	4	1	2	0	42	3.8
9. Carey, Darius-MCN	SR	10	6	3	3	0	0	36	3.6
Washington, Marcus-NICH	JR	10	6	6	0	0	0	3	

## Rushing

Most Yards (Game):..... 489, vs. McMurry College, 1969  
 Most Yards (Season):..... 2,913, 1993  
 Most Yards Per Game:..... 265.9, 1969  
 Most Attempts (Game):..... 77, vs. Tarleton State, 1973  
 Most Attempts (Season):..... 652, 1979  
 Most Yards Per Attempt (Season):..... 5.1, 1969  
 Most Touchdowns (Game):..... 7, vs. East Texas State, 1973  
 ..... 7, vs. Tarleton State, 1973  
 ..... 7, vs. Baker University, 1979  
 Most Touchdowns (Season):..... 30, 1999  
 Fewest Yards Allowed Per Game:..... 90.7, 1966  
 Fewest Attempts Allowed (Season):..... 356, 1966  
 Fewest TDs Allowed (Season):..... 8, (1980, 1982)

## Passing

Most Attempts (Game):..... 85 at Sam Houston State, 2008  
 Most Attempts (Season):..... 679, 2012  
 Most Completions (Game):..... 57, at Sam Houston State, 2008  
 Most Completions (Season):..... 410, 2009  
 Most Yards (Game):..... 571, vs. Northeast La., 1989  
 Most Yards (Season):..... 5,435, 1989  
 Most Touchdown Passes (Game):..... 8, vs. Texas College, 2009  
 ..... 8, vs. Northeast La., 1989  
 Most Touchdown Passes (Season):..... 48, 1989  
 Highest Completion Percent (Season):..... .683, 2009  
 Fewest Attempts Allowed (Season):..... 129, 1971  
 Fewest Comp. Allowed (Season):..... 49, 1972  
 Fewest Yards Allowed (Season):..... 893, 1972  
 Fewest TD Passes Allowed (Season):..... 4, 1966

## Total Offense

Most Attempts (Game):..... 116, at Sam Houston State, 2008  
 Most Attempts (Season):..... 1,117, 1989  
 Most Yards (Game):..... 792, vs. McMurry College, 1969  
 Most Yards (Season):..... 7,324, 1989  
 Most Yards Per Game:..... 504.5, 2012  
 Fewest Attempts Allowed (Season):..... 535, 1966  
 Fewest Yards Allowed (Season):..... 1,770, 1966

## Scoring

Most Points (Game):..... 92, vs. Texas College, 2009  
 Most Points (Season):..... SFA: 569, 1989  
 ..... OPPONENT: 475, 2008  
 Fewest Points (Season):..... SFA: 18, 1933  
 ..... OPPONENT: 67, (1938, 1939)  
 Most Combined Points (Game):..... 115, (SFA 59, Grambling 56), 1989  
 Most Touchdowns (Game):..... 13, vs. Texas College, 2009  
 Most Touchdowns (Season):..... 76, 1989  
 Fewest TDs Allowed (Season):..... 13, 1966  
 Most Extra Points (Game):..... 12, vs. Texas College, 2009  
 Most Extra Points (Season):..... 71, 1989  
 Most Field Goals (Game):..... 5, vs. Prairie View A&M, 1988  
 Most Field Goals (Season):..... 22, 1988  
 Shutouts (Season):..... SFA: 4, (1926, 1979)  
 ..... OPPONENT: 7, 1928  
 Consecutive Shutouts (Season):..... SFA: 2, (1925, 1938, 1949, 1957)  
 ..... OPPONENT: 5, 1960

## Turnovers

Fewest Turnovers (Season):..... 3, 1999  
 Fewest Fumbles Lost (Season):..... 5, 1999  
 Most Fumbles Recovered (Season):..... 28, 1977

## First Downs

Most First Downs (Game):..... 36, at Texas State, 2012  
 ..... 36, at Sam Houston State, 2008  
 Most First Downs (Season):..... 324, 1989  
 Most First Downs Rushing (Game):..... 23, vs. Livingston, 1993  
 Most First Downs Rushing (Season):..... 152, 1993  
 Most First Downs Passing (Game):..... 25, vs. Nicholls State, 2012  
 ..... 25, at Sam Houston St., 2008  
 Most First Downs Passing (Season):..... 211, 1989  
 Fewest First Downs Allowed (Season):..... 98, 1966  
 Fewest Rushing 1st Downs Allowed (Season):..... 65, 1994  
 Fewest Passing 1st Downs Allowed (Season):..... 35, 1972

## Punting

Most Punts (Game):..... 13, vs. Henderson State, 1980  
 ..... 13, vs. Sam Houston, 1988  
 Most Punts (Season):..... 92, 1978  
 Most Punting Yards (Game):..... 561, vs. Sam Houston, 1988  
 Most Punting Yards (Season):..... 3,275, 1978

## Punt Returns

Most Returns (Game):..... 13, vs. Prairie View A&M, 1988  
 Most Returns (Season):..... 52, 1967  
 Most Return Yards (Game):..... 196, vs. Prairie View A&M, 1988  
 Most Return Yards (Season):..... 620, 1988  
 Yards Per Return (Season):..... 19.1, 1999  
 Fewest Returns Allowed (Season):..... 7, 1972  
 Fewest Return Yards Allowed (Season):..... 49, 1969

## Kickoff Returns

Most Returns (Game):..... 10, at Montana, 2009  
 ..... 10, at Idaho, 1994  
 Most Returns (Season):..... 76, 2008  
 Most Return Yards (Game):..... 230, vs. South Dakota State, 2008  
 Most Return Yards (Season):..... 1,502, 2008  
 Yards Per Return (Season):..... 25.2, 2010  
 Fewest Returns Allowed (Season):..... 12, 1977  
 Fewest Return Yards Allowed (Season):..... 250, 1977

## Interceptions

Most Passes Intercepted (Game):..... 6, vs. North Texas, 1988  
 ..... 6, vs. Nicholls State, 1990  
 Most Passes Intercepted (Season):..... 25, (1973, 1985, 1988)  
 Most Interceptions Thrown, (Game):..... 6, at SMU, 2012  
 Most Interceptions Thrown (Season):..... 28, (1990)

## Win-Loss

Most Victories (Season):..... 12, 1989  
 Fewest Victories (Season):..... 0, (1933, 2007)  
 Most Defeats (Season):..... 11, (2007)  
 Fewest Defeats (Season):..... 2, (1948, 1949, 1974,  
 ..... 1985, 1989, 1995)  
 Most Conference Victories (Season):..... 7, 1974  
 Most Southland Victories (Season):..... 6, (1999, 2009, 2010)  
 Fewest Conference Victories (Season):..... 0, (1932, 1933, 1937, 1941,  
 ..... 1946, 1953, 1981, 2007)  
 Fewest Southland Victories (Season):..... 0, 2007  
 Most I-AA Playoff Victories (Season):..... 3, 1989  
**Consecutive Victories:**  
 Season:..... 9, 1988  
 More Than One Season:..... 10, 1973-74  
 Against One Opponent:..... 8 vs. Sul Ross St., 1954-61  
**Consecutive Losses:**  
 Season:..... 11, 2007  
 More Than One Season:..... 15, 1976-77  
 To One Opponent:..... 13 to Texas A&I, 1967-79

## Total Offense

### Attempts

Game: .....93, Jeremy Moses at Sam Houston State, 2008  
 Season: ..... 696, Todd Hammel, 1989  
 Career: .....2,034, Jeremy Moses, 2007-10

### Net Yards Gained

Game: ..... 562, Todd Hammel vs. UL-Monroe, 1989  
 Season: ..... 5,294, Todd Hammel, 1989  
 Career: ..... 13,201, Jeremy Moses, 2007-10

### Most Yards Per Game

Season: ..... 352.9, Todd Hammel, 1989  
 Career: .....300.0, Jeremy Moses, 2007-10

### Most Yards Per Attempt

Season: ..... 8.3, James Ritchey, 1994  
 Career: .....6.5, Jeremy Moses, 2007-10

## Scoring

### Most Points

Game: ..... 24, Gus Johnson vs. Central Arkansas, 2012  
 ..... 24, Gaylen Ramm vs. Tarleton State, 1972  
 ..... 24, Bill Tyler vs. East Texas State, 1973  
 .....24, Kerry Bennett vs. Sam Houston State, 1995  
 .....24, KaRon Coleman vs. Sam Houston State, 1999  
 Season: ..... 111, Chuck Rawlinson, 1989  
 Career: ..... 300, Chuck Rawlinson, 1988-91

### Most Touchdowns

Game: ..... 4, Gus Johnson vs. Central Arkansas, 2012  
 ..... 4, Gaylen Ramm vs. Tarleton State, 1972  
 ..... 4, Bill Tyler vs. East Texas State, 1973  
 .....4, Kerry Bennett vs. Sam Houston State, 1995  
 .....4, KaRon Coleman vs. Sam Houston State, 1999  
 Season: ..... 18, Dominique Edison, 2008  
 Career: ..... 39, Cordell Roberson, 2009-2012

## Rushing

### Most Attempts

Game: ..... 37, Lawrence Eaglin vs. McMurry College, 1971  
 Season: ..... 315, Larry Centers, 1989  
 Career: .....709, Larry Centers, 1986-89

### Most Yards

Game: ..... 289, Isaiah Stoker vs. Jacksonville State, 1999  
 Season: ..... 1,440, Larry Centers, 1989  
 Career: .....3,771, Leonard Harris, 1992-95

### Most Yards Per Game

Season: .....125.06, Derrick Blaylock, 2000  
 Career: ..... 100.95, Bobby Mitchell, 1977-78

### Most Yards Per Attempt

Season: .....8.2, KaRon Coleman, 1999  
 Career: ..... 6.15, Derrick Blaylock, 1997-2000

### Most Touchdowns

Game: ..... 4, Gus Johnson vs. Central Arkansas, 2012  
 ..... 4, Gaylen Ramm vs. Tarleton State, 1971  
 ..... 4, Bill Tyler vs. East Texas State, 1973  
 .....4, Kerry Bennett vs. Sam Houston State, 1995  
 Season: ..... 17, Paul Hood, 1979  
 Career: ..... 30, KaRon Coleman, 1996-1999

### Longest Rush

..... 86, Jimmy Clark vs Lamar, 1961

## Passing

### Most Attempts

Game: .....85, Jeremy Moses at Sam Houston State, 2008  
 Season: ..... 598, Jeremy Moses, 2008  
 Career: ..... 1,893, Jeremy Moses, 2007-10

### Most Completions

Game: .....57, Jeremy Moses at Sam Houston State, 2008  
 Season: ..... 385, Jeremy Moses, 2009  
 Career: ..... 1,184, Jeremy Moses, 2007-10

### Most Yards

Game: ..... 571, Todd Hammel vs. UL-Monroe, 1989  
 Season: ..... 5,364, Todd Hammel, 1989  
 Career: ..... 13,401, Jeremy Moses, 2007-10

### Most Touchdowns

Game: ..... 8, Todd Hammel vs. UL-Monroe, 1989  
 Season: ..... 48, Todd Hammel, 1989  
 Career: ..... 121, Jeremy Moses, 2007-10

### Best Completion Percentage

Season: ..... .680, Jeremy Moses, 2009  
 Career: ..... .625, Jeremy Moses, 2007-10

### Most Yards Per Game

Season: ..... 357.6, Todd Hammel, 1989  
 Career: .....304.6, Jeremy Moses, 2007-10

### Longest Pass Play

97, Mikhael Ricks from Peyton Jones vs. Troy State, 1997

## Receiving

### Most Receptions

Game: ..... 15, Duane Brooks vs. Eastern Washington, 2009  
 ..... 15, Duane Brooks at Northwestern State, 2009  
 Season: ..... 118, Duane Brooks, 2009  
 Career: ..... 221, Cordell Roberson, 2009-12

### Most Yards

Game: .....218, Ronnie Hawthorne vs. Southwest Texas, 1969  
 Season: ..... 1,358, Mikhael Ricks, 1997  
 Career: ..... 3,191, Cordell Roberson, 2009-12

### Most Touchdowns

Game: .....3, Cordell Roberson vs. Sam Houston State, 2012  
 .....3, Gralyn Crawford vs. McMurry, 2011  
 .....3, Cordell Roberson vs. Southeastern Louisiana, 2010  
 .....3, Danny McKeown vs. Northwestern State, 1969  
 .....3, Aldo Knox vs. Angelo State, 1974  
 .....3, James Noble vs. Abilene Christian, 1984  
 .....3, James Noble vs. Southwest Texas, 1985  
 .....3, James Noble vs. Central Florida, 1985  
 .....3, James Noble vs. Texas A&I, 1985  
 .....3, Joe Bradford vs. McNeese State, 1989  
 .....3, Eric Wright vs. Jackson State, 1990  
 .....3, Eric Wright vs. Louisiana Tech, 1990  
 .....3, Kevin Goodwin vs Northwestern State, 1993  
 .....3, Mikhael Ricks vs. Delta State, 1997  
 .....3, Dominique Edison vs. Kentucky Wesleyan, 2008  
 .....3, Dominique Edison at McNeese State, 2008

Season: ..... 16, Cordell Roberson, 2010  
 Career: ..... 39, Cordell Roberson, 2009-12

### Most Yards Per Catch

Season: ..... 28.9, Mikhael Ricks, 1997 (NCAA Record)  
 Career: .....23.7, Mikhael Ricks, 1994-97

## Kick Scoring

### Most Points

Game: ..... 18, Chuck Rawlinson vs. Prairie View, 1988  
 Season: ..... 111, Evan Engwall, 2009  
 Career: ..... 111, Chuck Rawlinson, 1989  
 Career: ..... 300, Chuck Rawlinson, 1988-91

### Most Extra Point Attempts

Game: ..... 13, Evan Engwall vs. Texas College, 2009  
 Season: ..... 71, Chuck Rawlinson, 1989  
 Career: ..... 137, Ryan Rossner, 2000, 2002-04

### Most Extra Points Made

Game: ..... 12, Evan Engwall vs. Texas College, 2009  
 Season: ..... 69, Chuck Rawlinson, 1989  
 Career: ..... 129, Chuck Rawlinson, 1988-91

### Most Field Goal Attempts

Game: ..... 5, Evan Engwall at Western Illinois, 2009  
 Season: ..... 5, Chuck Rawlinson vs. Prairie View, 1988  
 Career: ..... 29, Chuck Rawlinson, 1988  
 Career: ..... 82, Chuck Rawlinson, 1988-1991

### Most Field Goals Made

Game: ..... 5, Chuck Rawlinson vs. Prairie View, 1988  
 Season: ..... 22, Chuck Rawlinson, 1988  
 Career: ..... 57, Chuck Rawlinson, 1988-1991  
 Consecutive: ..... 10, Chuck Rawlinson, 1988

### Longest Field Goal

..... 58, Chuck Rawlinson vs. Sam Houston State, 1991

## Field Goals - 50 or more yards

Player	Year	Opponent, Score	Yds
Chuck Rawlinson	1991	Sam Houston State (13-3)	58
Chuck Rawlinson	1990	Nicholls State (41-23)	54
Ryan Rossner	2003	Sam Houston State (34-31)	54
Ryan Rossner	2004	Northwestern State (16-37)	54
Ryan Rossner	2004	Southern Utah (24-21)	53
Chuck Rawlinson	1989	Georgia Southern (34-37)	53
Chuck Rawlinson	1989	Georgia Southern (34-37)	53
Chuck Rawlinson	1990	McNeese State (30-9)	53
Ryan Smith	1997	Jacksonville State (41-15)	53
Ryan Rossner	2001	CS Northridge (30-27 ot)	52
Ryan Rossner	2003	Northern Iowa (24-38)	52
Evan Engwall	2009	Western Illinois (40-30)	51
Rick Wilson	1984	Abilene Christian (37-21)	51
Chuck Rawlinson	1988	Northwestern State (17-20)	51
Chuck Rawlinson	1989	SW Missouri State (55-25)	51
Chuck Rawlinson	1991	Youngstown State (9-16)	51
Ryan Smith	1997	Nicholls State (39-7)	51
Ryan Rossner	2001	McNeese State (26-14)	51
Ryan Rossner	2003	Alcorn State (60-7)	51
Evan Engwall	2009	Western Illinois (40-30)	50
Mark Moseley	1969	Texas A&I (25-49)	50
Chuck Rawlinson	1990	Sam Houston State (3-27)	50
Ryan Smith	1997	Nicholls State (39-7)	50
Stephen Coker	2002	Montana State (30-13)	50

## Punts

### Most Punts

Game: ..... 13, Rick Kinsey vs. Henderson State, 1980  
 Season: ..... 13, Steve Merka vs. Sam Houston, 1988  
 Season: ..... 89, Rick Kinsey, 1978  
 Career: ..... 284, Rick Kinsey, 1977-80

### Most Yards

Game: ..... 561, Steve Merka vs. Sam Houston, 1988  
 Season: ..... 3,561, Steve Merka, 1988  
 Career: ..... 10,709, Leo Araguz, 1989-92

### Highest Average Per Punt

Season: ..... 46.6, Chad Stanley, 1998  
 Career: ..... 43.3, Chad Stanley, 1996-98

Longest Punt ..... 80, Ryan Gooch at Northwestern State, 2007

## Punt Returns

### Most Returns

Game: ..... 6, Floyd Dixon vs. Abilene Christian, 1985  
 Season: ..... 32, Marcus Henderson, 1992  
 Career: ..... 76, Claudell Anderson, 1981-84

### Most Return Yards

Game: ..... 126, Floyd Dixon vs. Abilene Christian, 1985  
 Season: ..... 459, Bruce Alexander, 1988  
 Career: ..... 792, KaRon Coleman, 1996-1999

### Returned for Touchdowns

Game: ..... 1, shared by 12 players  
 Season: ..... 2, Robert Neff, 1965  
 Career: ..... 2, Clynell Anderson, 1982  
 Career: ..... 2, Robert Neff, 1963-65  
 Career: ..... 2, Clynell Anderson, 1981-84  
 Career: ..... 2, KaRon Coleman, 1996-1999

Longest Return ..... 88, Larry Covin vs. East Texas State, 1941

## Kickoff Returns

### Most Returns

Game: ..... 9, Gralyn Crawford vs. Villanova, 2010  
 Season: ..... 37, Gralyn Crawford, 2010  
 Career: ..... 77, Gralyn Crawford, 2009-12

### Most Return Yards

Game: ..... 187, Tim Fields vs. Grambling, 1989  
 Season: ..... 1,038, Gralyn Crawford, 2010  
 Career: ..... 1,952, Gralyn Crawford, 2009-12

### Most Yards Per Return

Season: ..... 29.4, Jerry Clements, 1962  
 Career: ..... 25.4, Gralyn Crawford, 2009-12

Longest Returns ..... 100, Gralyn Crawford vs. Texas State, 2011  
 ..... 100, Richard Daniels at Northern Iowa, 2000  
 ..... 99, Gralyn Crawford vs. Nicholls, 2010  
 ..... 99, Robert Anderson vs. Howard Payne, 1971  
 ..... 99, Jimmie Wright vs. Texas Lutheran, 1976

## Defense - Interceptions

### Most Interceptions

Game: ..... 4, Larry Covin vs. Sam Houston, 1941  
 Season: ..... 10, Cedric Walker, 1990  
 Career: ..... 25, Cedric Walker, 1990-93

### Interception Return Yards

Game: ..... 117, Herman Hendrix vs. Texas Lutheran  
 Season: ..... 128, Darrell Harkless, 1986  
 Career: ..... 235, Bruce Alexander, 1985-88

Longest Return ..... 100, Rickey Robertson vs. E. Central Okla., 1966  
 ..... 100, Bruce Alexander vs. Lamar, 1986  
 ..... 100, Warren Smith vs. Nicholls State, 1990

## Tackles and Sacks

### Most Tackles

Season: ..... 175, Carl Simmons, 1971  
 Career: ..... 492, David Temple, 1988-91

### Most Unassisted Tackles

Season: ..... 121, Carl Simmons, 1971  
 Career: ..... 309, David Temple, 1988-91

### Most Assisted Tackles

Season: ..... 85, Jabara Williams, 2008  
 Career: ..... 259, Jabara Williams, 2007-10

### Most Quarterback Sacks

Season: ..... 18, Roderick Stansell, 1989  
 Career: ..... 32.5, Tim Knicky, 2006-09

## Single-Game Rushing Attempts

Player	Year	Opponent, Score	Att	Yds
1. Lawrence Eaglin	1971	McMurry (29-30)	37	206
2. Andy Hopkins	1970	Southwest Texas (21-17)	36	178
3. Isaiah Stoker	1999	Jacksonville State (33-16)	35	289
Larry Centers	1987	Southwest Texas (3-7)	35	131
5. Paul Hood	1977	Sam Houston (17-13)	34	131
6. Gus Johnson	2012	Northwestern State (34-17)	33	226
Larry Centers	1989	Nicholls State (24-7)	33	168
8. Gus Johnson	2012	Central Arkansas (42-37)	32	215
Bobby Mitchell	1977	Abilene Christian (21-35)	32	144
10. Louie Runnels	2005	Texas State (21-38)	31	149
Andy Hopkins	1969	East Texas State (35-36)	31	124
Larry Centers	1988	McNeese State (20-3)	31	81
13. Andy Hopkins	1969	Sam Houston (38-28)	30	205
14. Andy Hopkins	1970	East Texas State (25-34)	30	141
15. Bobby Mitchell	1977	Angelo State (0-14)	30	105

## Single-Game Rushing Yards

Player	Year	Opponent, Score	Yds	Att
1. Isiah Stoker	1999	Jacksonville State (33-16)	289	35
2. Larry Mayer	1973	Gardner-Webb (31-10)	237	16
3. Gus Johnson	2012	Northwestern State (34-17)	226	33
4. Derrick Blaylock	2000	TAMU-Commerce (48-21)	218	25
5. KaRon Coleman	1999	Sam Houston (45-31)	216	18
6. Gus Johnson	2012	Central Arkansas (42-37)	215	32
7. Paul Hood	1979	Henderson State (21-3)	214	29
8. Isiah Stoker	1999	Wingate University (73-11)	212	27
9. Lawrence Eaglin	1971	McMurry (29-30)	206	37
10. Louie Runnels	2006	Southeastern Louisiana	205	22
Andy Hopkins	1969	Sam Houston (38-28)	205	30
12. Derrick Blaylock	2000	Sam Houston (41-52)	204	28
13. Leonard Harris	1992	Sam Houston (23-34)	202	25
14. Pat House	1996	Samford (43-14)	186	21
15. Bobby Mitchell	1977	Howard Payne (31-3)	181	27
Paul Hood	1979	Angelo State (21-0)	181	22
Leonard Harris	1995	Northwestern State (25-20)	181	28

## Season Rushing Yardage

Player	Year	Games	Att	Yds
1. Larry Centers	1989	15	315	1,440
2. Derrick Blaylock	2000	11	202	1,382
3. Paul Hood	1979	11	245	1,332
4. Leonard Harris	1995	11	180	1,081
5. Curtis Luper	1993	12	162	1,054
6. Leonard Harris	1994	11	206	1,047
7. Pat House	1996	10	171	1,039
8. Andy Hopkins	1969	10	195	1,023
9. Bobby Mitchell	1977	9	202	978
10. Andy Hopkins	1970	9	221	973
11. Gus Johnson	2012	11	154	969
12. Leonard Harris	1993	11	188	944
13. Bobby Mitchell	1978	10	234	940

## Career Rushing Yardage

Player	Years	Games	Att	Yds
1. Leonard Harris	1992-95	44	741	3,771
2. Andy Hopkins	1967-70	39	666	3,080
3. Larry Centers	1986-89	47	709	2,943
4. KaRon Coleman	1996-99	40	509	2,755
5. Paul Hood	1977-80	36	540	2,533
6. Louie Runnels	2004-07	40	489	2,145
7. Isiah Stoker	1996-99	37	345	2,108
8. Derrick Blaylock	1997-2000	31	340	2,091
9. John Reese	1972-75	37	427	2,070
10. Bobby Mitchell	1977-78	19	436	1,918
11. Doug Jefferson	1981-84	41	367	1,819
12. Michael Horace	1985-88	45	341	1,775
13. Pat House	1995-98	18	274	1,476
14. Andrew Ray	1984-86	23	256	1,473
15. Larry Mayer	1972-74	26	399	1,362

## Season All-Purpose Yards

Player	Year	Games	Yds
1. Larry Centers	1989	15	2,388
2. Gralyn Crawford	2010	12	2,207
3. Gralyn Crawford	2011	11	1,843
4. Tony Tompkins	2002	11	1,795
5. KaRon Coleman	1999	11	1,647
6. Vincent Pervis	2009	13	1,551
7. Larry Centers	1988	13	1,550
8. Tony Tompkins	2004	11	1,543
9. Derrick Blaylock	2000	11	1,464
10. Bobby Mitchell	1977	9	1,450
11. Andy Hopkins	1969	10	1,437
12. Tim Fields	1989	15	1,418
13. Paul Hood	1979	11	1,393
14. Marcus Henderson	1991	11	1,356
15. Curtis Luper	1993	12	1,351

## Career All-Purpose Yards

Player	Years	Games	Yds
1. Gralyn Crawford	2009-12	39	5,103
2. Larry Centers	1986-89	47	5,029
3. Gralyn Crawford	2009-Pres.	36	4,882
4. Tony Tompkins	2001-04	33	4,511
5. KaRon Coleman	1996-99	40	4,351
6. Andy Hopkins	1967-70	37	4,202
7. Leonard Harris	1992-95	33	4,171
8. Gralyn Crawford	2009-Pres.	25	3,048
9. James Noble	1982-85	44	3,035
10. Chris Jefferson	1993-96	47	2,940
11. Contrevious Parks	2006-09	42	2,916
12. Vincent Pervis	2006-09	35	2,871
13. Floyd Dixon	1982-85	44	2,819
13. Paul Hood	1977-80	34	2,684
15. Louie Runnels	2004-07	40	2,566

## Longest Rushing Plays

Player	Year	Opponent, Score	Yds
1. Jimmy Clark	1961	Lamar (22-34)	86
2. Andy Hopkins	1970	Northwestern State (7-9)	80
Herby Baker	1976	Abilene Christian (14-51)	80
4. Isiah Stoker	1997	Nicholls State (39-7)	77
5. Isiah Stoker	1999	Jacksonville State (33-16)	76
6. Harden Weech	1975	Sul Ross State (35-13)	74
7. Leonard Harris	1995	Northern Iowa (26-7)	73
8. Isiah Stoker	1998	Troy State (21-14)	72
Bobby Mitchell	1977	Howard Payne (31-3)	72
Charlie Smith	1980	Southwest Texas (20-34)	72
11. Andy Hopkins	1969	Tarleton State (28-19)	70
Bill Tyler	1973	Gardner-Webb (31-10)	70
13. KaRon Coleman	1999	McNeese State (40-14)	69
14. Derrick Blaylock	2000	Nicholls State (27-20)	68
15. Andrew Ray	1984	Northwestern State (22-18)	67
16. Gus Johnson	2012	Central Arkansas (42-37)	66
16. Doug Jefferson	1982	Lamar (14-24)	66

### Single-Game Passing Attempts

Player	Year	Opponent, Score	Comp	Att
1. Jeremy Moses	2008	Sam Houston State (31-34)	57	85
2. Brady Attaway	2012	Sam Houston State (43-51)	39	76
3. Brady Attaway	2012	@McNeese State (24-35)	42	68
Brady Attaway	2012	@Texas State (37-41)	44	68
5. Brady Attaway	2012	Nicholls State (44-10)	41	65
6. Brady Attaway	2011	Texas State (26-35)	32	64
7. Jeremy Moses	2008	Western Illinois (14-34)	32	64
8. Jeremy Moses	2010	Northwestern State (36-13)	35	59
Jeremy Moses	2008	Nicholls State (50-39)	37	59
Jeremy Moses	2007	Texas State (29-52)	41	59

### Single-Game Passing Completions

Player	Year	Opponent, Score	Att	Comp
1. Jeremy Moses	2008	Sam Houston State (31-34)	85	57
2. Brady Attaway	2012	@Texas State (37-41)	68	44
3. Jeremy Moses	2009	Eastern Washington (44-33)	57	43
4. Brady Attaway	2012	@McNeese State (24-35)	68	42
5. Brady Attaway	2012	Nicholls State (44-10)	65	41
Jeremy Moses	2007	Texas State (29-52)	59	41
7. Jeremy Moses	2010	Texas State (24-27)	55	38
8. Brady Attaway	2012	vs. Sam Houston State (43-51)	76	39
9. Brady Attaway	2012	Northwestern State (34-17)	55	37
10. Jeremy Moses	2010	Northern Iowa (22-20)	55	37
Jeremy Moses	2008	Nicholls State (50-39)	59	37

### Season Passing Completions

Player	Year	Att	Comp
1. Jeremy Moses	2009	566	385
2. Jeremy Moses	2008	598	352
3. Jeremy Moses	2010	550	336
4. Brady Attaway	2012	570	334
5. Todd Hammel	1989	577	316
6. Brady Attaway	2011	495	299
7. Todd Whitten	1985	352	282
8. Wes Pate	2001	333	197
9. Zeke Dixon	2005	390	179
10. Danny Southall	2006	294	169

### Career Passing Completions

Player, Year	G	Att	Comp
1. Jeremy Moses, 2007-10	44	1,893	1,184
2. Brady Attaway, 2010-Pres.	31	1,104	655
3. Todd Hammel, 1986-89	36	1,061	544
4. Todd Whitten, 1983-86	38	942	451
4. Wes Pate, 1999-2001	29	814	432
6. Zeke Dixon, 2001-05	36	781	383
7. James Ritchey, 1992-95	41	678	358
8. Michael Williams, 2000-04	29	530	313
9. Danny Southall, 2004-07	35	529	303
10. Tod Weder, 1982-83	20	522	264

### Single-Game Passing Yardage

Player	Year	Opponent, Score	Comp/Att	Yds
1. Todd Hammel	1989	UL-Monroe (66-45)	31/45	571
2. Brady Attaway	2012	Sam Houston State (43-51)	39/76	545
3. Todd Hammel	1989	Sam Houston (45-7)	25/40	534
4. Todd Hammel	1989	Grambling State (59-56)	24/56	517
5. Jeremy Moses	2007	Texas State (29-52)	41/59	508

6. Jeremy Moses	2010	Northwestern State (36-13)	35/59	489
7. Brady Attaway	2012	Nicholls State (44-10)	41/65	474
8. Robert Pearce	1969	Southwest Texas (42-24)	27/44	464
9. Jeremy Moses	2008	Sam Houston State (31-34)	57/85	449
10. Jeremy Moses	2009	Eastern Washington (44-33)	43/57	432

### Season Passing Yardage

Player, Year	Games	Comp/Att	Total Yds
1. Todd Hammel, 1989	15	316/577	5,364
2. Jeremy Moses, 2009	13	385-566	4,124
3. Jeremy Moses, 2008	12	352/598	4,026
4. Jeremy Moses, 2010	12	336/550	3,998
5. Brady Attaway, 2012	11	334/570	3,671
6. Brady Attaway, 2011	11	299/945	3,181
7. Wes Pate, 2001	10	197/333	2,626
8. Todd Whitten, 1985	11	182/352	2,599
9. Zeke Dixon, 2005	10	179/390	2,407
10. Todd Hammel, 1988	13	154/329	2,403

### Career Passing Yardage

Player, Years	G	Comp/Att	Total Yds
1. Jeremy Moses, 2007-10	44	1,184/1,893	13,401
2. Todd Hammel, 1986-89	36	544/1,060	8,631
3. Brady Attaway, 2010-Pres.	31	655/1,104	7,165
4. Todd Whitten, 1983-86	38	451/942	6,304
5. Wes Pate, 1999-2001	29	432/814	6,058
6. Zeke Dixon, 2001-05	36	383/781	5,497
7. James Ritchey, 1992-95	41	358/678	5,436
8. Michael Williams, 2001-04	29	313/530	4,208
9. Tod Weder, 1982-83	20	264/522	3,802
10. Danny Southall, 2004-07	35	303/529	3,421

### Season Touchdown Passes

Player, Year	Games	Touchdowns
1. Todd Hammel, 1989	15	48
2. Jeremy Moses, 2008	12	41
3. Jeremy Moses, 2009	13	40
4. Jeremy Moses, 2010	12	34
5. Brady Attaway, 2012	11	29
6. Brady Attaway, 2011	11	27
Todd Whitten, 1985	11	27
8. Zeke Dixon, 2005	10	20
9. Robert Pearce, 1969	10	19
Todd Whitten, 1984	11	19
James Ritchey, 1995	13	19
Wes Pate, 2001	10	19

### Career Touchdown Passes

Player, Years	Games	Touchdowns
1. Jeremy Moses, 2007-10	44	121
2. Todd Hammel, 1986-89	36	65
3. Todd Whitten, 1983-86	38	60
4. Brady Attaway, 2010-Pres.	31	57
5. Wes Pate, 1999-2001	29	49
6. James Ritchey, 1992-95	41	42
7. Zeke Dixon, 2001-05	36	39
8. Michael Williams, 2001-04	29	32
9. Robert Pearce, 1968-69	18	26
10. Larry Mayer, 1972-74	26	23
Mike Quinn, 1993-96	28	23

### Longest Pass Plays

Players	Year	Opponent, Score	Yds
1. Mikhael Ricks from Peyton Jones	1997	Troy State (20-13)	97
2. Danny McKeown from Robert Pearce	1969	Southwest Texas (42-24)	95
3. Larry Centers from Todd Hammel	1988	UL-Monroe (20-3)	89
4. Kevin Goodwin from James Ritchey	1995	Samford (31-10)	87
5. Pat Jackson from Todd Hammel	1989	Eastern Washington (42-36)	82
Anthony Dingle from Wes Pate	2001	Indiana State (31-13)	82
Tony Tompkins from Michael Williams	2004	Northwestern State (16-37)	82
8. Tony Tompkins from Zeke Dixon	2003	UL-Monroe (23-21)	81
9. Dominique Edison from Danny Southall	2006	Central Arkansas (35-57)	80
Lawrence Hamilton from Wes Pate	2000	Central Oklahoma (38-31)	80
11. Mikhael Ricks from Peyton Jones	1997	Nicholls State (39-7)	79
Chris Jefferson from James Ritchey	1994	McNeese State (9-13)	79
14. Kevin Goodwin from James Ritchey	1995	Northwestern State (25-20)	79
14. Rickey Roberson from Herby Baker	1977	Sam Houston State (17-13)	78
Mikhael Ricks from Peyton Jones	1997	New Hampshire (17-14)	78
16. D.J. Ward from Brady Attaway	2012	vs. Sam Houston State (43-51)	77
Danny McKeown from Robert Pearce	1969	Northwestern State (35-37)	77
Pat Jackson from Todd Hammel	1989	Southwest Texas (32-21)	77
Marcus Henderson from Clint Bounds	1991	Southwest Texas (15-31)	77
Mikhael Ricks from Travis Fallon	1997	West Texas A&M (35-17)	77
Thomas Williams from Zeke Dixon	2001	Henderson State (55-7)	77
21. Duan Hanks from Dale Horton	1981	Southwest Texas (6-38)	76
Eric Wright from Todd Hammel	1989	Sam Houston State (45-7)	76
Lawrence Hamilton from Wes Pate	2001	Indiana State (31-13)	76
Dominique Edison from Jeremy Moses	2008	Texas State (21-62)	76



## Single-Game Receptions

Player, Year	Opponent, Score	Yds	Rec
1. Duane Brooks, 2009	Northwestern State (19-10)	90	15
Duane Brooks, 2009	Eastern Washington (44-33)	124	15
3. Cordell Roberson, 2012	vs. Sam Houston State (43-51)	199	14
Chance Dennis, 2005	Sam Houston St. (24-52)	194	14
Ronnie Hawthorne, 1969	Southwest Texas (42-24)	218	14
6. Cordell Roberson, 2011	Central Arkansas (28-38)	100	13
Dominique Edison, 2008	Sam Houston St. (31-34)	121	13
Duane Brooks, 2008	McNeese State (31-42)	139	13
9. Andrew Ray, 1985	Sam Houston (21-28)	142	12
10. D.J. Ward, 2012	Lamar (40-26)	105	11
Cordell Roberson, 2012	@SMU (0-52)	86	11
Ryan Gambel, 2012	@Texas State (37-41)	97	11
Brandon Scott, 2009	Eastern Washington (44-33)	89	11
Duane Brooks, 2009	SE Louisiana (41-10)	85	11
Duane Brooks, 2009	Western Illinois (40-30)	91	11
Ronnie Hawthorne, 1968	Sam Houston (28-30)	182	11
Chris Jefferson, 1995	McNeese State (16-34)	93	11
Dominique Edison, 2008	McNeese State (31-42)	140	11

## Single-Game Receiving Yards

Player, Year	Opponent, Score	Rec	Yds
1. Ronnie Hawthorne, 1969	Southwest Texas (42-24)	14	218
2. Cordell Roberson, 2012	vs. Sam Houston State (43-51)	14	199
3. Mikhael Ricks, 1997	Delta State (35-17)	5	195
4. Chance Dennis	Sam Houston State (24-52)	14	194
5. Mikhael Ricks, 1997	Nicholls State (39-7)	6	189
6. Mikhael Ricks, 1997	Sam Houston (28-33)	6	186
7. Ronnie Hawthorne, 1968	Sam Houston (28-30)	11	182
8. Chris Jefferson, 1996	McNeese State (38-37)	6	181
9. Danny McKeown, 1969	McMurry (63-9)	5	178
10. Aaron Rhea, 2007	Texas State (29-52)	6	176
Danny McKeown, 1969	Southwest Texas (42-24)	10	176

## Season Receptions

Player, Year	G	Yds	Rec
1. Duane Brooks, 2009	13	1,076	118
2. Cordell Roberson, 2012	9	1,006	77
3. Gralyn Crawford, 2010	12	981	74
4. Gralyn Crawford, 2011	11	780	72
5. Duane Brooks, 2008	10	863	68
6. Dominique Edison, 2008	12	1,016	67
7. Cordell Roberson, 2011	11	794	63
8. D.J. Ward, 2012	11	762	62
9. Cordell Roberson, 2010	12	981	61
10. Aaron Rhea, 2009	11	809	59

## Season Receiving Yards

Player, Year	G	Rec	Yds
1. Mikhael Ricks, 1997	11	47	1,358
2. Danny McKeown, 1969	10	53	1,095
3. Duane Brooks, 2009	13	118	1,076
4. Pat Jackson, 1989	14	43	1,020
5. Dominique Edison, 2008	12	67	1,016
6. Cordell Roberson, 2010	12	61	1,011
7. Cordell Roberson, 2012	9	77	1,006
8. Gralyn Crawford, 2010	12	74	981
9. Joe Bradford, 1989	14	55	921
10. Anthony Dingle, 2001	11	54	914

## Season Touchdown Receptions

Player, Year	G	TDs
1. Dominique Edison, 2008	12	18
2. Cordell Roberson, 2010	12	16
3. James Noble, 1985	11	14
4. Mikhael Ricks, 1997	11	13
5. Danny McKeown, 1969	10	12
6. Aaron Rhea, 2009	11	11
James Noble, 1984	11	11
Pat Jackson, 1989	14	11
9. Cordell Roberson, 2012	9	10
Eric Wright, 1989	15	10
Eric Wright, 1990	9	10

## Career Receptions

Player, Years	G	Yds	Rec
1. Cordell Roberson, 2009-12	43	3,191	221
2. Gralyn Crawford, 2009-12	39	2,623	203
3. Duane Brooks, 2008-09	23	1,939	186
4. Dominique Edison, 2005-08	41	2,696	182
5. James Noble, 1982-85	44	2,935	166
6. Michael Pearce, 92-93, 95-96	38	1,777	157
7. Floyd Dixon, 1982-85	44	2,661	146
8. Aaron Rhea, 2006-09	45	1,811	142
9. Anthony Dingle, 1999-2002	40	1,955	137
10. Chris Jefferson, 1993-96	47	2,571	129

## Career Receiving Yards

Player, Years	G	Rec	Yds
1. Cordell Roberson, 2009-12	43	221	3,191
2. James Noble, 1982-85	44	166	2,935
3. Dominique Edison, 2005-08	41	182	2,696
4. Floyd Dixon, 1982-85	44	146	2,661
5. Gralyn Crawford, 2009-12	39	203	2,623
6. Chris Jefferson, 1993-96	47	129	2,571
7. Danny McKeown, 1968-71	40	118	2,198
8. Kevin Goodwin, 1992-95	47	108	2,065
9. Mikhael Ricks, 1993-97	44	86	2,037
10. Anthony Dingle, 1999-2002	40	137	1,955

## Career Touchdown Receptions

Player, Year	G	TDs
1. Cordell Roberson, 2009-12	43	39
2. James Noble, 1982-85	44	32
3. Cordell Roberson, 2009-Pres.	34	29
4. Dominique Edison, 2005-08	41	28
5. Floyd Dixon, 1982-85	44	27
6. Mikhael Ricks, 1993-97	44	22
7. Eric Wright, 1988-90	37	21
Chris Jefferson, 1993-96	47	21
9. Gralyn Crawford, 2009-12	39	20
Aaron Rhea, 2006-09	45	19

## Single-Game Total Offense

Player	Opponent, Score	Plays	Yds
1. Todd Hammel, 1989	Northeast Louisiana (66-45)	46	562
2. Brady Attaway, 2012	vs. Sam Houston State (43-51)	76	545
3. Todd Hammel, 1989	Grambling State (59-56)	72	539
4. Todd Hammel, 1989	Sam Houston State (45-7)	44	513
5. Jeremy Moses, 2007	Texas State (29-52)	64	492
6. Jeremy Moses, 2010	Northwestern State (36-13)	60	487
7. Todd Whitten, 1985	Central Florida (59-24)	59	484
8. Brady Attaway, 2012	Nicholls State (44-10)	67	462
9. Robert Pearce, 1969	Southwest Texas (42-24)	56	452
10. Jeremy Moses, 2008	Sam Houston State (31-34)	93	446

## Season Total Offense

Player, Year	G	Plays	Yds
1. Todd Hammel, 1989	15	696	5,294
2. Jeremy Moses, 2009	13	614	4,167
3. Jeremy Moses, 2008	12	654	3,952
4. Jeremy Moses, 2010	12	566	3,930
5. Brady Attaway, 2012	11	590	3,518
6. Brady Attaway, 2011	11	507	3,156
7. Todd Whitten, 1985	11	461	2,760
8. Wes Pate, 2001	10	433	2,674
9. Tod Weder, 1982	11	476	2,552
10. Robert Pearce, 1969	10	348	2,490

## Career Total Offense

Player, Years	G	Plays	Total Yds
1. Jeremy Moses, 2007-10	44	2,034	13,201
2. Todd Hammel, 1986-89	36	1,371	8,815
3. Todd Whitten, 1983-86	38	1,311	7,028
4. Brady Attaway, 2010-Pres.	31	1,138	6,981
5. Wes Pate, 1999-01	29	688	6,580
6. James Ritchey, 1992-95	41	907	5,851
7. Zeke Dixon, 2001-05	36	862	5,387
8. Michael Williams, 2000-04	29	888	5,257
9. Tod Weder, 1982-83	20	802	4,423

## Single-Game Total Plays

Player, Year	Opponent, Score	Yds	Plays
1. Jeremy Moses, 2008	Sam Houston State (31-34)	446	93
2. Brady Attaway, 2012	vs. Sam Houston State (43-51)	545	76
3. Todd Hammel, 1989	Grambling State (59-56)	539	72
4. Brady Attaway, 2012	@McNeese State (24-35)	350	71
5. Brady Attaway, 2012	@Texas State (37-41)	380	70
6. Jeremy Moses, 2008	Western Illinois (13-34)	396	68
7. John Farris, 1983	Sam Houston State (27-10)	340	67
8. Brady Attaway, 2012	Nicholls State (44-10)	462	67
9. Brady Attaway, 2011	Texas State (26-35)	357	64
Jeremy Moses, 2007	Texas State (29-52)	492	64
Wes Pate, 2001	Northwestern State (17-31)	312	64

## Season Scoring

Player, Year	TD	PAT	FG	Pts
1. Evan Engwall, 2009	0	51-56	20-28	111
2. Chuck Rawlinson, 1989	0	69-71	14-23	111
3. Dominique Edison, 2008	18	0-0	0-0	110
4. Paul Hood, 1979	17	1-1	0-0	104
5. Larry Centers, 1989	17	0-0	0-0	102
6. Cordell Roberson, 2010	12	0-0	0-0	98
KaRon Coleman, 1999	16	1-1	0-0	98
8. Chuck Rawlinson, 1988	0	30-31	22-29	96
9. Gus Johnson, 2012	15	0-0	0-0	90
10. Jordan Wiggs, 2011	0	36-38	17-24	87

## Career Scoring & Offense

Player, Years	TD	PAT	FG	Pts
1. Chuck Rawlinson, 1988-91	0	129-132	57-82	300
2. Ryan Rossner, 2000-04	0	125-137	43-77	254
3. Cordell Roberson, 2009-12	39	0-0	0-0	234
4. Cory Long, 2005-2008	0	115-122	39-58	232
5. KaRon Coleman, 1996-99	36	4-6	0-0	224
6. Larry Centers, 1986-89	34	1-1	0-0	206
7. Leonard Harris, 1992-95	34	0-0	0-0	204
8. James Noble, 1982-85	32	0-0	0-0	192
9. Rick Wilson, 1982-85	0	106-118	25-40	181
10. Brian Minton, 1992-95	0	92-100	29-50	179

## Single-Game Scoring

Player, Year	Opponent, Score	Pts
1. Gus Johnson, 2012	@Southeastern Louisiana (27-42)	24
Gus Johnson, 2012	Central Arkansas (42-37)	24
Gaylen Ramm, 1971	Tarleton State (42-7)	24
Bill Tyler, 1970	East Texas State (25-34)	24
Kerry Bennett, 1995	Sam Houston State (38-22)	24
KaRon Coleman, 1999	Sam Houston State (45-31)	24
7. Cal Varner, 1972	Tarleton State (40-18)	20
8. Herman Hendrix, 1955	Texas Lutheran (64-0)	19
9. Cordell Roberson, 2012	vs. Sam Houston State (43-51)	18
Gus Johnson, 2012	@Texas State (37-41)	18
Keith Lawson, 2010	Villanova (24-54)	18
Romonté Hampton, 2009	Texas College (92-0)	18
Danny McKeown, 1969	Northwestern State (35-37)	18
John Reece, 1973	Abilene Christian (50-57)	18
Larry Mayer, 1973	Tarleton State (49-28)	18
Aldo Knox, 1974	Angelo State (37-31)	18
Harden Weech, 1975	Sul Ross State (35-13)	18
Bobby Mitchell, 1977	Howard Payne (31-3)	18
Paul Hood, 1979	Baker University (56-0)	18
Chuck Rawlinson, 1988	Prairie View A&M (38-3)	18
Joe Bradford, 1989	McNeese State (42-14)	18
Eric Wright, 1990	Jackson State (30-39)	18
Eric Wright, 1990	Louisiana Tech (22-31)	18
Kevin Goodwin, 1993	Northwestern State (51-20)	18
Mikhael Ricks, 1997	Delta State (38-3)	18
Isiah Stoker, 1999	Jacksonville State (33-16)	18
KaRon Coleman, 1999	Abilene Christian (51-34)	18
Isiah Stoker, 1999	Wingate University (73-11)	18
KaRon Coleman, 1999	Northwestern State (29-14)	18
Derrick Blaylock, 2000	Texas A&M-Commerce (48-21)	18
Cliff Edwards, 2002	Henderson State (55-7)	18
Ron Middleton, 2004	McNeese State (55-7)	18
Dominique Edison, 2008	Kentucky Wesleyan (49-0)	18
Dominique Edison, 2008	McNeese State (31-42)	18

## Longest Kickoff Returns

Player, Year	Opponent, Score	Yds
1. Gralyn Crawford, 2011	Texas State (26-35)	100
Richard Daniels, 2000	Northern Iowa (30-37)	100
3. Gralyn Crawford, 2010	Nicholls (48-13)	99
Robert Anderson, 1971	Howard Payne (27-38)	99
Jimmie Wright, 1976	Texas Lutheran (18-35)	99
6. Marcus Henderson, 1992	Northwestern State (10-24)	98
7. Andy Hopkins, 1969	Northwestern State (35-37)	95
Marcus Henderson, 1991	Jackson State (16-31)	95
9. Vincent Pervis, 2008	South Dakota State (48-50)	94
Freeman Perry, 1996	McNeese State (38-37)	94

## Season Kickoff Return Average

Player, Year	Returns	Yds	Avg
1. Jerry Clement, 1962	29	852	29.4
2. De'Vante Lacy, 2012	12	351	29.2
3. Gralyn Crawford, 2010	37	1,038	28.1
4. Marcus Henderson, 1992	20	551	27.6
5. Lawrence Pullen, 1998	24	646	26.9
6. Mark Riggs, 1978	12	320	26.7
7. Shawn York, 1990	10	264	26.4
8. Charlie Smith, 1980	11	287	26.1
9. Tim Fields, 1989	36	936	26.0
10. Vincent Pervis, 2006	11	279	25.4

## Career Kickoff Return Average

Player, Year	Returns	Yds	Avg
1. Gralyn Crawford, 2009-12	77	1,952	25.35
2. Tim Fields, 1989-92	42	1,063	25.31
3. Jerry Clement, 1962-65	60	1,517	25.28
4. Ron Middleton, 2002-04	15	375	25.00
5. Bobby Mitchell, 1977-78	18	434	24.11
6. Contrevious Parks, 2006-09	65	1,533	23.58
7. Mark Riggs, 1978-80	44	1,008	22.91
8. Lawrence Pullen, 1997-99	36	815	22.63
9. Aaron Rhea, 2006-09	63	1,418	22.51
10. Charlie Smith, 1979-83	17	380	22.35

## Longest Interception Returns

Player, Year	Opponent, Score	Yds
1. Rickey Roberson, 1966	East Central Oklahoma (21-0)	100
Bruce Alexander, 1986	Lamar (38-25)	100
Warren Smith, 1990	Nicholls State (41-23)	100
4. Bobby Henry, 1988	Eastern Washington (48-10)	91
5. L.H. Chandler, 1962	Northwestern State (6-23)	88
6. David Crocker, 2000	Northern Iowa (30-37)	85
7. Mike McBee, 1969	Angelo State (34-7)	83
8. Cory Barlow, 2009	SMU (23-31)	75
Mike Blalack, 1969	Tarleton State (28-19)	75
10. Anthony Cuney, 1990	McNeese State (30-9)	72

## Season Interceptions

Player, Year	Yds.	No.
1. Cedric Walker, 1990	11	10
2. John Robertson, 1979	88	8
Lester Belrose, 1978	67	8
4. Greg Carney, 1982	65	7
Darrell Harkless, 1986	128	7
6. Keldrick Holman, 2005	112	6
Billy Don Davis, 1966	26	6
Gifford Coles, 1977	107	6
Cercy Greer, 1985	88	6
Darrell Harkless, 1985	47	6
Bruce Alexander, 1988	76	6
David Whitmore, 1989	92	6
Cedric Walker, 1992	71	6
Cedric Walker, 1993	94	6
Terrance Shaw, 1994	11	6

## Career Interceptions

Player, Years	Yds.	No.
1. Cedric Walker, 1990-93	230	25
2. Steve Cannon, 1971-74	184	18
3. Darrell Harkless, 1984-86	216	17
4. David Whitmore, 1986-89	225	16
5. Gifford Coles, 1977-80	156	13
6. Keldrick Holman, 2003-06	225	12
John Robertson, 1978-79	159	12
8. Billy Don Davis, 1965-67	42	11
Bruce Alexander, 1985-88	235	11
10. Mike Blalack, 1969-70	104	10
Greg Carney, 1979-82	139	10
R. L. Harris, 1982-83	106	10
John Barbe, 1984-86	133	10
Terrance Shaw, 1994	128	10
Todd Holmes, 1994-97	77	10

## Longest Punt

Player, Year	Opponent, Score	Yds
1. Ryan Gooch, 2007	Northwestern State (12-31)	80
2. Chad Stanley, 1996	Northwestern State (10-17)	79
3. Nick Bruno, 2012	Montana State (35-43)	76
4. Mitch Ashley, 1994	Southwest Texas State (24-19)	75
5. Chad Stanley, 1998	Southwest Texas State (7-14)	74
6. Andy Gamble, 1984	Abilene Christian (37-21)	73
7. Drew Nelson, 2009	Sam Houston State (42-3)	72
8. Chad Stanley, 1996	Troy State (13-10)	69
Chad Stanley, 1998	Jacksonville State (16-22)	69
10. Steve Merka, 1987	Southwest Texas State (3-7)	68
Leo Araguz, 1990	McNeese State (30-9)	68
12. Drew Nelson, 2011	Northwestern State (33-0)	67
Leo Araguz, 1991	Northeast Louisiana (20-48)	67
14. Steve Cannon, 1974	Northwestern State (14-13)	66
Leo Araguz, 1992	Nicholls State (21-6)	66
Mitch Ashley, 1995	Henderson State (31-6)	66
Chad Stanley, 1996	Delta State (47-16)	66
Chad Stanley, 1997	New Hampshire (17-14)	66
Clay Gilbert, 2003	Florida International (35-13)	66

## Season Punting Average

Player	Year	Att	Yds	Avg.
1. Chad Stanley	1998	58	2,703	46.60
2. Chad Stanley	1997	62	2,771	44.69
3. Tom McNeil	1966	56	2,395	42.77
4. Tom Mixon	1967	64	2,728	42.63
5. Leo Araguz	1991	72	3,068	42.61
6. Tom McNeil	1965	52	2,187	42.06
7. Drew Nelson	2010	64	2,665	41.64
8. Drew Nelson	2011	34	1,410	41.47
9. Drew Nelson	2009	53	2,197	41.45
10. Leo Araguz	1990	65	2,685	41.31

## Career Punting Average

Player, Years	Att	Yds	Avg.
1. Chad Stanley, 1996-98	178	7,709	43.30
2. Tom McNeil, 1965-66	108	4,582	42.43
3. Drew Nelson, 2008-11	203	8,382	41.29
4. Tom Mixon, 1966-68	125	5,159	41.27
5. Leo Araguz, 1989-92	265	10,709	40.41
6. Darrel Hix, 1975	75	2,937	39.16
7. Felix Wiggins, 1949-50	108	4,187	38.77
8. Steve Merka, 1987-88	159	6,162	38.76
9. Andy Gamble, 1982-84	193	7,451	38.61
10. Rick Wilson, 1985	63	2,396	38.03

## Longest Punt Return

Player, Year	Opponent, Score	Yds
1. Larry Covin, 1941	East Texas State (0-20)	88
2. Robert Neff, 1964	Sul Ross State (21-0)	87
Don Henderson, 1966	Sam Houston State (21-14)	87
4. Cal Varner, 1970	McMurry (15-33)	86
5. Chris Jefferson, 1996	Delta State (47-16)	80
6. Jerry Clement, 1965	Texas A&I (21-43)	79
7. Gralyn Crawford, 2010	Albany (59-14)	72
8. KaRon Coleman, 1998	Tarleton State (28-3)	69
9. KaRon Coleman, 1999	Abilene Christian (51-34)	65
10. KaRon Coleman, 1999	Southwest Texas (28-17)	64
11. Andy Hopkins, 1969	Angelo State (34-7)	63
12. Tim Fields, 1989	North Texas (35-16)	62
Duane Brooks, 2008	Northwestern State (24-34)	62
14. Tony Tompkins, 2002	Henderson State (55-7)	59
15. Clynell Anderson, 1982	Howard Payne (27-10)	56
Clynell Anderson, 1982	Sam Houston State (40-6)	56

## Season Punt Return Average

Player, Year	Returns	Yds	Avg.
1. KaRon Coleman, 1999	17	347	20.41
2. Bruce Alexander, 1988	31	459	14.81
3. Scotty Lindsey, 1997	10	140	14.00
4. Gralyn Crawford, 2011	19	257	13.53
5. Robert Neff, 1965	20	255	12.75
6. Tony Tompkins, 2004	20	254	12.70
7. Chris Jefferson, 1996	15	186	12.40
8. Tim Fields, 1989	28	310	11.07
9. Clynell Anderson, 1984	16	173	10.81
10. Curtis Luper, 1993	17	175	10.29

## Career Punt Return Average

Player, Years	Returns	Yds	Avg.
1. Bruce Alexander, 1985-88	31	459	14.81
2. Contrevious Parks, 2006-09	18	251	13.91
3. KaRon Coleman, 1996-99	66	792	12.00
4. Clynell Anderson, 1981-84	50	518	10.36
5. Curtis Luper, 1993	17	175	10.29
6. Gralyn Crawford, 2009-12	52	528	10.15
7. Tony Tompkins, 2001-04	75	754	10.05
8. Floyd Dixon, 1982-85	18	158	8.78
9. Tim Fields, 1989-92	37	319	8.62
10. Joe Flanagan, 1967, 72-73	16	118	7.38

## Points Scored

1. 92	vs.	Texas College	2009
2. 82	vs.	McMurry	2011
3. 73	vs.	Wingate University	1999
4. 71	vs.	Lamar	2010
5. 69	vs.	Lamar	2011
6. 66	vs.	Northeast Louisiana	1989
7. 64	vs.	Texas Lutheran	1955
8. 63	vs.	Western Illinois	2005
9. 60	vs.	Alcorn State	2003
10. 59	vs.	Grambling State	1989
59	vs.	Central Florida	1985

## Points Allowed

1. 88	by	Baylor	1929
2. 77	by	Texas A&I	1976
3. 70	by	Montana	1995
4. 67	by	TCU	2008
5. 64	by	West Texas State	1930
6. 62	by	Texas State	2008
7. 58	by	Idaho	1994
58	by	Texas Tech	2001
9. 57	by	Abilene Christian	1973
10. 56	by	Grambling State	1989

## First Downs

1. 36	vs.	Texas State	2012
36	vs.	Sam Houston State	2008
3. 35	vs.	Central Florida	1985
4. 34	vs.	Lamar	2012
34	vs.	McNeese State	2012
6. 33	vs.	McMurry	2011
33	vs.	Western Illinois	2005
8. 32	vs.	Southwest Texas	1995
32	vs.	Wingate University	1999
10. 31	vs.	Northwestern State	2010
31	vs.	Samford	1996
31	vs.	Jacksonville State	1997
31	vs.	Nicholls State	2008

## Rushing First Downs

1. 23	vs.	Livingston	1993
2. 21	vs.	Jacksonville State	1997
3. 20	vs.	East Texas State	1968
20	vs.	East Texas State	1969
5. 19	vs.	Tarleton State	1973
19	vs.	Howard Payne	1973
19	vs.	Tarleton State	1974
19	vs.	North Texas	1993
19	vs.	Southwest Texas State	1995

## Passing First Downs

1. 25	vs.	Nicholls State	2012
25	vs.	Sam Houston State	2008
3. 23	vs.	McMurry	2011
4. 22	vs.	Texas State	2012
5. 22	vs.	Eastern Washington	2009
22	vs.	Western Illinois	2008
22	vs.	Sam Houston State	1989
8. 21	vs.	Southwest Texas State	1969
9. 20	vs.	Northern Iowa	2010
20	vs.	Nicholls State	2008
20	vs.	Northeast Louisiana	1989
20	vs.	McNeese State	2012

## Total Offense

1. 792 (75 plays)	vs.	McMurry	1969
2. 771 (99 plays)	vs.	Central Florida	1985
3. 717 (69 plays)	vs.	Sam Houston State	1999
4. 700 (78 plays)	vs.	Northeast Louisiana	1989
5. 668 (95 plays)	vs.	McMurry	2011
6. 663 (74 plays)	vs.	Western Illinois	2005
7. 656 (88 plays)	vs.	Grambling State	1989
8. 652 (79 plays)	vs.	Sam Houston State	1989
9. 643 (84 plays)	vs.	North Dakota	2009
10. 619 (81 plays)	vs.	Tarleton State	1969

## Total Plays

1. 116 (575 yards)	vs.	Sam Houston State	2008
2. 109 (537 yards)	vs.	Lamar	2012
3. 100 (529 yards)	vs.	McNeese State	2012
100 (466 yards)	vs.	SMU	2012
5. 99 (512 yards)	vs.	SE Louisiana	2009
99 (771 yards)	vs.	Central Florida	1985
7. 98 (379 yards)	vs.	Angelo State	1970
8. 97 (496 yards)	vs.	SE Louisiana	2009
97 (497 yards)	vs.	Sul Ross State	1969
10. 96		Three Tied	

## Yards Rushing

1. 489 (50 attempts)	vs.	McMurry	1969
2. 467 (54 attempts)	vs.	Gardner-Webb	1973
3. 456 (59 attempts)	vs.	Tarleton State	1969
4. 439 (77 attempts)	vs.	Tarleton State	1973
5. 434 (57 attempts)	vs.	Jacksonville State	1997
6. 409 (66 attempts)	vs.	Livingston	1993
7. 382 (NA)	vs.	Southern Arkansas	1958
8. 376 (63 attempts)	vs.	Sam Houston State	1969
9. 373 (53 attempts)	vs.	Northwestern State	1995
10. 372 (44 attempts)	vs.	Sam Houston State	1999

## Rushing Attempts

1. 77 (439 yards)	vs.	Tarleton State	1973
77 (334 yards)	vs.	Texas A&I	1979
3. 71 (NA)	vs.	Texas A&I	1957
71 (347 yards)	vs.	Baker University	1979
5. 70 (315 yards)	vs.	Howard Payne	1974
6. 69 (353 yards)	vs.	East Texas State	1970
69 (296 yards)	vs.	Sul Ross State	1969
69 (213 yards)	vs.	East Texas State	1969
9. 68 (246 yards)	vs.	Texas Lutheran	1979
10. 67 (222 yards)	vs.	Texas A&I	1980

## Touchdowns Rushing

1. 7	vs.	East Texas State	1973
7	vs.	Tarleton State	1973
7	vs.	Baker University	1979
4. 6	vs.	McMurry	1969
6	vs.	Arkansas-Monticello	1991
6	vs.	Henderson State	2002
6	vs.	McNeese State	2004
8. 5	vs.	Nine Teams	

## Yards Passing

1. 571 (31-45)	vs.	Northeast Louisiana	1989
2. 560 (25-40)	vs.	Sam Houston State	1989
3. 545 (39-76)	vs.	Sam Houston State	2012
4. 517 (24-56)	vs.	Grambling State	1989
5. 515 (45-71)	vs.	Nicholls State	2012
6. 508 (41-59)	vs.	Texas State	2007
7. 507 (45-63)	vs.	McMurry	2011
8. 495 (36-60)	vs.	Northwestern State	2010
9. 464 (27-47)	vs.	Southwest Texas	1969
10. 463 (36-47)	vs.	Kentucky Wesleyan	2008

## Pass Completions

1. 57 (85 attempts)	vs.	Sam Houston State	2008
2. 45 (71 attempts)	vs.	Nicholls State	2012
45 (63 attempts)	vs.	McMurry	2011
4. 44 (69 attempts)	vs.	Texas State	2012
5. 43 (74 attempts)	vs.	SMU	2012
43 (59 attempts)	vs.	Eastern Washington	2009
7. 42 (68 attempts)	vs.	McNeese State	2012
8. 41 (55 attempts)	vs.	Central Arkansas	2011
41 (59 attempts)	vs.	Texas State	2007
10. 39 (55 attempts)	vs.	Northwestern State	2001
39 (76 attempts)	vs.	Sam Houston State	2012

## Pass Attempts

1. 85 (57 completions)	vs.	Sam Houston State	2008
2. 76 (39 completions)	vs.	Sam Houston State	2012
3. 74 (43 completions)	vs.	SMU	2012
4. 71 (45 completions)	vs.	Nicholls	2012
5. 70 (38 completions)	vs.	Lamar	2012
6. 69 (44 completions)	vs.	Texas State	2012
7. 68 (42 completions)	vs.	McNeese State	2012
8. 65 (32 completions)	vs.	Texas State	2011
9. 64 (32 completions)	vs.	Western Illinois	2008
10. 63 (36 completions)	vs.	Sam Houston State	2011
63 (45 completions)	vs.	McMurry	2011

## Touchdowns Passing

1. 8	vs.	Texas College	2009
8	vs.	Northeast Louisiana	1989
3. 7	vs.	Nicholls	2011
7	vs.	McMurry	2011
5. 6	vs.	Sam Houston State	2012
6	vs.	Sam Houston State	2009
6	vs.	Langston	2008
6	vs.	Central Florida	1985
6	vs.	Eastern Washington	1989
6	vs.	Southwest Texas State	1995

YEAR	G	RUSHING			PASSING					TOTAL OFFENSE		
		ATT	YDS	AVG	ATT	COMP	INT	YDS	AVG	PLAYS	YDS	AVG
2012	11	327	1,309	119.0	679	334	21	3,671	333.7	1,006	5,534	503.1
OPP	11	432	1629	120.0	351	197	9	2,437	221.5	783	3,757	342.5
2011	11	310	1,326	120.5	544	330	22	3,507	318.8	854	4,833	439.4
OPP	11	445	1416	128.7	314	192	10	1,950	177.3	759	3,366	306.0
2010	12	301	969	80.8	601	364	10	4,346	362.2	902	5,315	442.9
OPP	12	486	1,634	136.2	439	271	10	2,541	211.8	925	4,175	347.9
2009	13	383	1,628	125.2	600	410	22	4,468	343.7	983	6,096	468.9
OPP	13	449	1,507	115.9	521	291	11	2,996	230.5	970	4,503	346.4
2008	12	249	839	69.9	630	371	23	4,149	345.8	879	4,988	415.7
OPP	12	545	2,159	179.9	388	252	9	3,087	257.2	933	5,246	437.2
2007	11	391	1,400	127.3	359	211	17	2,227	202.5	750	3,627	329.7
OPP	11	482	2,627	238.8	236	147	7	2,038	185.3	718	4,665	424.1
2006	11	394	1,699	154.5	300	172	5	1,895	172.3	694	3,594	326.7
OPP	11	368	1,555	141.4	302	190	7	2,129	193.5	670	3,684	334.9
2005	11	377	1,419	129.0	478	230	11	3,118	283.5	855	4,537	412.5
OPP	11	446	2,013	183.0	331	166	17	2,488	226.2	777	4,501	409.2
2004	11	418	1,490	135.5	358	193	11	2,599	236.3	776	4,089	371.7
OPP	11	448	1,977	179.7	323	177	12	2,189	199.0	771	4,166	378.7
2003	11	444	1,835	166.8	265	157	9	2,462	223.8	709	4,297	390.6
OPP	11	429	1,558	141.6	380	179	17	2,252	204.7	809	3,810	346.6
2002	11	405	1,833	166.6	310	176	13	2,442	222.0	715	4,275	388.6
OPP	11	490	1,802	163.8	273	132	12	1,584	144.0	763	3,386	307.8
2001	11	362	1,012	92.0	366	219	11	2,829	257.2	728	3,841	349.2
OPP	11	406	1,530	139.1	369	209	11	2,590	235.5	775	4,120	374.5
2000	11	425	2,083	189.4	308	156	14	2,043	185.7	733	4,126	375.1
OPP	11	486	2,138	194.4	263	147	12	1,893	172.1	749	4,031	366.5
1999	11	448	2,860	231.5	276	133	8	2,047	186.1	724	4,594	417.6
OPP	11	462	1,922	174.7	346	172	14	2,288	208.0	808	4,210	382.7
1998	11	467	1,917	174.3	249	115	16	1,439	130.8	716	3,356	305.1
OPP	11	414	1,282	116.5	290	162	11	1,953	177.5	704	3,235	294.1
1997	11	483	2,164	196.7	261	127	11	2,339	212.6	744	4,503	409.4
OPP	11	377	1,101	100.1	322	161	10	2,116	192.4	699	3,217	292.5
1996	11	447	1,913	173.9	316	159	13	2,280	207.3	763	4,193	381.2
OPP	11	479	1,725	156.8	248	113	14	1,398	127.1	727	3,123	283.9
1995	13	522	2,546	195.8	328	174	10	2,690	206.9	850	5,236	402.8
OPP	13	509	1,753	134.8	431	237	13	2,784	214.2	940	4,537	349.0
1994	11	482	1,960	178.2	246	125	11	1,939	176.3	728	3,899	354.4
OPP	11	395	1,005	91.4	348	180	13	2,217	201.5	743	3,222	292.9
1993	12	588	2,913	242.8	240	130	7	1,880	156.7	828	4,793	399.4
OPP	12	479	1,849	153.1	368	193	14	2,304	192.0	850	4,153	346.1
1992	11	470	1,528	138.9	280	128	22	1,595	145.0	750	3,123	283.9
OPP	11	490	1,746	158.7	277	134	12	1,921	174.6	807	3,667	333.4
1991	11	405	1,237	112.5	317	145	23	1,637	148.8	722	2,874	261.3
OPP	11	522	2,206	200.6	222	100	9	1,266	115.1	744	3,472	315.6
1990	11	344	600	54.6	369	174	28	2,167	197.0	713	2,767	251.6
OPP	11	527	1,850	168.2	321	149	19	2,006	182.4	848	3,856	350.6
1989	15	525	1,889	125.9	592	318	25	5,435	362.3	1,117	7,324	488.3
OPP	15	587	1,862	124.1	580	284	21	4,074	271.6	1,167	5,936	395.7
1988	13	600	1,979	152.2	335	156	17	2,436	187.4	935	4,415	339.6
OPP	13	482	1,272	97.9	365	137	25	1,876	144.3	847	3,148	242.2
1987	11	490	1,665	151.4	248	120	18	1,543	140.3	738	3,208	291.6
OPP	11	456	1,341	121.9	330	154	18	2,040	185.5	786	3,381	307.4
1986	11	453	2,054	186.7	318	160	18	2,045	185.9	771	4,109	373.5
OPP	11	472	1,603	145.7	341	158	25	2,119	192.6	813	3,722	338.4
1985	11	462	2,170	197.3	360	183	15	2,622	238.4	822	4,792	435.6
OPP	11	459	1,518	138.0	357	149	25	1,753	159.4	828	3,271	297.4
1984	11	446	2,230	177.4	268	107	22	1,665	151.4	709	3,616	328.7
OPP	11	513	1,919	139.8	219	133	19	1,542	140.2	832	3,080	280.0
1983	11	451	1,678	152.5	354	184	19	2,528	229.8	773	4,206	382.4
OPP	11	494	1,467	133.4	336	172	21	2,204	200.4	830	3,671	333.7
1982	11	488	2,040	185.5	302	149	17	2,090	190.0	790	4,130	375.5
OPP	11	521	1,587	144.3	257	104	19	1,680	152.7	778	3,267	297.0
1981	11	506	1,141	103.7	271	120	19	1,580	143.6	757	2,721	247.4
OPP	11	533	2,340	212.7	258	129	14	2,050	186.4	811	4,390	399.1
1980	10	507	1,891	189.1	165	64	14	859	85.9	672	2,750	275.0
OPP	10	465	1,650	165.0	251	115	15	1,595	159.91	716	3,245	324.5
1979	11	652	2,362	214.7	181	73	11	1,395	126.8	833	3,757	341.5
OPP	11	477	1,212	110.2	248	105	23	1,367	124.3	725	2,579	234.4
1978	11	533	1,554	141.3	217	94	18	1,449	131.7	750	3,003	273.0
OPP	11	544	1,955	168.5	264	115	20	1,652	150.2	808	3,507	318.5
1977	10	499	1,781	178.1	195	58	23	901	90.1	694	2,682	268.2
OPP	10	522	2,202	220.2	154	73	16	1,209	120.9	676	3,411	341.1
1976	11	467	1,057	96.1	236	77	21	1,014	92.2	703	2,071	188.3
OPP	11	590	2,569	233.5	198	104	11	1,601	145.5	788	4,170	379.1
1975	11	560	1,925	175.0	145	48	26	777	70.6	705	2,702	245.6
OPP	11	499	1,786	162.4	194	81	11	1,289	117.2	693	3,075	279.5
1974	11	601	2,429	220.8	159	61	17	1,095	99.6	760	3,524	320.4
OPP	11	488	1,820	165.6	266	125	19	1,498	136.2	754	3,318	301.6
1973	11	600	2,526	229.6	210	90	9	1,274	115.8	810	3,800	345.5
OPP	11	477	1,535	139.5	252	108	25	1,639	149.0	699	3,174	288.5
1972	9	383	1,555	172.8	235	103	17	1,442	160.2	618	2,997	333.0
OPP	9	480	1,913	212.6	129	49	10	893	99.2	609	2,906	311.8

## Rushing

YEAR	NAME	ATT	YARDS	YDS/GAME	TDS
2012	Gus Johnson	154	969	96.9	14
2011	Jeremy Barnes	99	491	44.6	1
2010	Romonté Hampton	105	399	36.3	6
2009	Vincent Pervis	153	919	70.7	2
2008	Cornell Tarrant	94	540	45.0	7
2007	Louie Runnels	113	443	49.2	1
2006	Louie Runnels	145	709	64.5	6
2005	Louie Runnels	168	779	70.8	7
2004	Derek Farmer	113	492	82.0	4
2003	Cliff Edwards	134	565	51.4	10
2002	Tony Tompkins	114	688	62.5	10
2001	Eric Chapman	86	330	36.7	1
2000	Derrick Blaylock	202	1,382	125.6	8
1999	KaRon Coleman	113	949	92.9	13
1998	KaRon Coleman	163	713	71.3	6
1997	KaRon Coleman	145	706	70.6	7
1996	Pat House	171	1,039	103.9	8
1995	Leonard Harris	180	1,081	98.3	9
1994	Leonard Harris	206	1,047	95.2	10
1993	Curtis Luper	162	1,054	87.8	9
1992	Leonard Harris	167	699	63.5	6
1991	Wade Booker	104	500	62.5	3
1990	Kirby McNeil	192	498	45.3	3
1989	Larry Centers	315	1,440	96.0	11
1988	Larry Centers	251	895	68.9	7
1987	Larry Centers	143	609	55.4	6
1986	Andrew Ray	95	594	56.9	4
1985	Andrew Ray	152	800	72.7	5
1984	Michael LeBlanc	100	559	50.8	1
1983	Michael LeBlanc	80	484	44.0	2
1982	Doug Jefferson	133	677	61.5	5
1981	Charlie Smith	189	667	60.6	3
1980	Paul Hood	191	845	84.5	6
1979	Paul Hood	245	1,332	121.1	17
1978	Bobby Mitchell	234	940	94.0	3
1977	Bobby Mitchell	202	978	108.7	7
1976	George Hodge	147	520	52.0	3
1975	Hardeen Weech	146	702	78.0	3
1974	Jeff Bergeron	122	688	68.8	4
1973	John Reece	171	858	78.0	10
1972	Cal Varner	104	490	61.3	4
1971	Lawrence Eaglin	129	566	62.9	3
1970	Andy Hopkins	221	923	108.1	3
1969	Andy Hopkins	195	1,023	102.3	11

*Yearly Leaders Since 1969*

YEAR	NAME	Passing COMP-ATT-INT	YARDS	TDS
2012	Brady Attaway	570-334-21	3,671	29
2011	Brady Attaway	495-299-22	3,181	27
2010	Jeremy Moses	550-336-7	3,998	34
2009	Jeremy Moses	566-385-21	4,124	40
2008	Jeremy Moses	598-352-20	4,026	41
2007	Jeremy Moses	179-111-7	1,253	6
2006	Danny Southall	294-169-4	1,877	8
2005	Zeke Dixon	390-179-9	2,407	20
2004	Michael Williams	293-165-10	2,183	16
2003	Zeke Dixon	146-83-3	1,257	7
2002	Zeke Dixon	188-98-7	1,486	10
2001	Wes Pate	333-197-8	2,626	19
2000	Wes Pate	236-118-11	1,592	13
1999	Wes Pate	245-117-8	1,840	17
1998	Peyton Jones	149-67-9	814	4
1997	Peyton Jones	203-100-9	1,774	12
1996	Mike Quinn	267-136-10	2,049	15
1995	James Ritchey	268-146-10	2,337	19
1994	James Ritchey	193-105-11	1,601	11
1993	James Ritchey	151-83-4	1,183	12
1992	Mike Goddard	155-76-9	1,012	8
1991	Mike Goddard	154-78-11	825	3
1990	Scott Barrick	246-114-19	1,450	7
1989	Todd Hammel	577-316-23	5,364	48
1988	Todd Hammel	329-154-15	2,403	14
1987	Todd Hammel	151-74-13	864	3
1986	Todd Whitten	314-161-18	2,055	14
1985	Todd Whitten	352-182-15	2,599	27
1984	Todd Whitten	260-104-21	1,627	19
1983	Tod Weder	225-118-10	1,754	13
1982	Tod Weder	298-147-17	2,064	9
1981	Dale Horton	191-92-11	1,222	7
1980	Dale Horton	57-26-5	431	3
1979	Herby Baker	113-47-4	886	6
1978	Herby Baker	154-60-15	899	7
1977	Herby Baker	116-37-16	604	4
1976	Steve Adams	132-43-13	554	0
1975	Stacy Haynes	70-18-9	313	1
1974	Rusty Johnson	15-8-1	113	1
1973	Larry Mayer	180-81-7	1,105	7
1972	Larry Mayer	156-73-12	923	12
1971	Gaylen Ramm	240-95-29	1,434	12
1970	Gaylen Ramm	165-62-16	987	5
1969	Robert Pearce	236-121-18	2,104	19



<b>Receiving</b>					
<b>YEAR</b>	<b>NAME</b>	<b>NUMBER</b>	<b>YARDS</b>	<b>YDS/REC</b>	<b>TDS</b>
2012	Cordell Roberson	77	1,006	111.8	10
2011	Gralyn Crawford	72	780	70.9	7
2010	Gralyn Crawford	74	981	81.8	5
2009	Duane Brooks	118	1,076	82.8	6
2008	Duane Brooks	68	863	12.7	4
2007	Dominique Edison	55	582	52.9	1
2006	Tyrell Williams	39	342	34.2	2
2005	Chance Dennis	54	691	12.8	3
2004	Tony Tompkins	56	821	14.7	7
2003	Tony Tompkins	33	583	17.7	2
	Michael David	33	517	15.7	6
2002	Anthony Dingle	42	573	13.6	5
2001	Anthony Dingle	54	914	16.9	6
2000	Lawrence Hamilton	39	785	20.1	7
1999	Zach Woods	29	420	14.5	7
1998	Zach Woods	33	463	14.0	3
1997	Mikhael Ricks	47	1,358	28.9	13
1996	Michael Pearce	53	620	11.7	1
1995	Chris Jefferson	48	860	17.9	5
1994	Chris Jefferson	40	806	20.2	7
1993	Michael Pearce	47	637	13.5	4
1992	Michael Pearce	43	426	9.9	3
1991	Tim Fields	43	577	13.4	3
1990	Eric Wright	47	713	15.2	10
1989	Larry Centers	58	893	15.4	6
1988	Larry Centers	45	629	14.0	4
1987	Melvin Patterson	31	472	15.2	2
1986	Andrew Ray	34	288	8.5	0
1985	James Noble	47	818	17.4	14
1984	James Noble	39	711	18.2	11
1983	James Noble	47	867	18.4	7
1982	James Noble	33	539	16.3	0
1981	Duan Hanks	43	676	15.7	6
1980	Bill Cosper	19	274	14.4	2
1979	Robert Barnes	17	423	24.9	3
1978	Rickey Roberson	25	522	20.9	4
1977	Robert Barnes	18	276	15.3	1
1976	Andy Wilkins	22	268	12.2	0
1975	Sammy Lewis	13	244	18.8	0
1974	Joe Flanagan	23	367	15.9	4
1973	Ron Patterson	38	551	14.5	4
1972	Roland Lytle	27	254	9.4	3
1971	Dan McKeown	31	417	17.0	5
1970	Dan McKeown	28	466	16.6	0
1969	Dan McKeown	53	1,095	20.7	12

The following is a list of lettermen associated with the Lumberjack football program from 1923 to 2011. This list was compiled from annuals and football programs by the Stephen F. Austin Alumni Association (Bob Sitton) and is subject to error. If you have any additions or corrections, please call the Alumni Association at (936) 468-3407.

**Former Letterwinners**

<b>A - A - A</b>		<b>B - B - B</b>					
Travis Abel (1958)	Jeff Babbitt (1988-90)	Bill Biddle (1952)	Rodney Brown (1995-98)	Kenneth Charles (2007-10)			
Joe Ableman (1960)	Eddie Bacca (1978-79)	L.C. Billingsley+ (1924)	Todd Brown (1984)	Tim Chatagnier (1966-67)			
John Acker (1996-99)	Chris Bailey (2011-Pres.)	Donald Birdwell+ (1935-37)	Wayne Brown (1967)	David Cheek (1974-76)			
Earl Adams+ (1927-30)	Craig Bailey (1990-92)	David Birkey (1989-90)	Arvil Bruner+ (1949-50)	Leslie Cheever+ (1951-53)			
J.B. Adams+ (1928-32)	D.T. Bailey+ (1938-40)	Lloyd Biskamp+ (1948-49)	Nick Bruno (2012-Pres.)	Ernest Chenevert (1959)			
Michael Adams (1999-02)	Elton Bailey (1952-55)	Blake Blackwell (1988-90)	Greg Bryant (1986-90)	Doug Chennault (1983-88)			
Roger Adams (1979-80)	John Lynn Bailey+ (1933-35)	Henry Blackwell+ (1923-24)	Nick Bryant (2011-Pres.)	George Cherry+ (1928)			
Steve Adams (1975-76)	Kevin Bailey (1990-91)	Buddy Blair (1985-87)	Hiram Buchanan+ (1928)	Buddy Chisolm (1961)			
Vincent Adams (1983-87)	Kyle Baird+ (1996-99)	Bill Blakely (1953-55)	Henry Buchanan (1969)	Clyde Chisum+ (1946-47)			
Quentin Adams (1995-99)	Herby Baker (1976-79)	Leon Blakeney (1957-58)	Lewis Buckner+ (1947-48)	Bradley Chmelar (2006-08)			
Brad Aduddell (1977-80)	John Baker (1936-38)	Mike Blalock (1969-70)	Taylor Burch (2000-01)	Derrick Choice (2008-11)			
Troy Aduddell (1981)	Lynn Baker (1938)	Bobby Blanchard (1938)	Jerry Bunt (1958)	B.F. Christian+ (1948)			
Gene Paul Aggleton (1948-53)	Norman Baker+ (1954)	Terrance Blayne (1998)	Kyle Burch (1985-86)	Mike Claborn (1985-86)			
Andrew Aggrey (2010, 2012)	Michael Balash (1988-89)	Derrick Blaylock (1997-2000)	Leroy Bures (1962)	Chris Clark (1993-94)			
Robert Akins (1952-55)	Daron Ballard (2000-03)	Tyler Bobbitt (1989-90)	Vernoy Burk+ (1925-28)	Corey Clark (2012)			
Herman Alders+ (1923-26)	Andre Banks (2009-10)	Chris Bocard (2005-06)	Walter Burkham (1952)	Matt Clark (1994-97)			
Greg Alexander (1984-85)	James Banks (1960-64)	Matt Bodley (2001-05)	Wesley Burnam (1981)	Jimmy Clark (1961-63)			
Bruce Alexander (1985-88)	Larry Banks (1981)	Danny Bogar (1977-80)	Dick Burnett+ (1955-56)	Kwame Clark (2011-Pres.)			
Jessie Alexander (1975)	John Barbe (1983-87)	James Bogue (1951-52)	Linnie Burnett (1942)	Ronnie Clark (1967-69)			
Mike Alexander (1985-89)	Don Barber (1961-62)	Phinks Bohannon (1937)	Clay Burns (1963)	Stephen Clark (1968-69)			
Scott Alexander (1983-87)	Eugene Barbin (1954-55)	Jesse Boles+ (1946-50)	Fred Burrell (1981-82)	Jeremy Claybon (2007-08)			
Delmar Allen+ (1928)	George Barclay+ (1948-49)	Kenneth Boley, Jr. (2005-06)	Billy Burt (1963-64)	Jerry Clements (1962-65)			
Gary Allen (2000-05)	Walter Barclay (1986)	Harry Bolster (1938)	Jordan Burton (2012-Pres.)	Randy Clements (1986-88)			
George Allen (1975-76)	Brad Barfield+ (1985-89)	J.W. Bolton+ (1941-42)	Jim Bush (1985-86)	Ryan Clendennen (1994)			
Marcus Allen (1994, 96-97)	George Barfield (1955-56)	Tracy Bolton (1992)	John Bush (1985)	R.C. 'Cutter' Clinton (2011)			
Millard Allen (1956-57)	Mike Barger (1995)	Chris Bonheim (1978-79)	Roy Bush (1955-56)	Carl Cloninger+ (1939-42)			
Bill Allison (1963-65)	Doug Barker (1963)	Jimmy Bonsall (1948-50)	Travis Bush+ (1934-36)	Bob Clowers (1969)			
Jimmy Allred (1961)	Sherwood Barker+ (1953-56)	Ben Booker (2002-03)	Don Byars (1959-60)	James Cobb (1986-89)			
Kenneth Almond (1949-51)	Cedric Barlow (2011-12)	Gordon Booker (1971-74)	Thomas Byer (1964-66)	Jimmy Cobb (1955-56)			
Frank Altamuro (1993-97)	Cory Barlow (2006-09)	Gordon Booker II (2008-11)		Taylor Cobb (2006-07)			
Danny Alvarez (1981)	Clyde Barnes (1975)	Wade Booker (1991-93)		N.J. Cochran+ (1929-30)			
Rusell Amason (1992)	Jeremy Barnes (2008, 2010-12)	Steve Boren (1969)	<b>C - C - C</b>	Ken Cochran (1962-64)			
Charmyst Amie (1989-92)	Keith Barnes (1969)	Jesse Borner (1972-75)	Sugar Cain+ (1934)	Steve Cochran (1976-77)			
David Amos (1973-74)	Robert Barnes (1975-79)	Ken Borski (1974-76)	Elton Caldwell (1961-62)	James Coker (1950-53)			
Carlus Anders (2006)	Earl Barnett (1952-53)	Chris Bosley (1986-87)	Larry Caldwell (1975)	James Cole (1942)			
Andy Anderson (2007-08)	Jerrel Barnett (2007-10)	Jonathan Botley (2006-07)	Marl Caldwell (1932-33)	LeJuan Cole (1985-87)			
Bryant Anderson (1989)	Lawerence Barnhill+ (1950-51)	Clint Bounds (1989-92)	Fred Calhoun (1962-65)	Gifford Coles (1977-80)			
Claudell Anderson (1981-84)	Greg Barnum (2000-02)	Will Bowers (1999-02)	Scott Callaway (1981)	David Coleman (2003-06)			
Clynell Anderson (1981-84)	Scott Barrick (1990)	Mike Bowles (1985-86)	Sam Calton+ (1969-71)	KaRon Coleman (1996-99)			
David Anderson (1954)	Ed Barry (1976-78)	Tyler Boyd (2011-Pres.)	Alfred Campbell (1967)	Mike Collida (1942)			
Donny Anderson (1990-93)	Keneth Barton+ (1953)	Howard Boye-Doe (2003-04)	Bill Campbell (1992-94)	Albert Collier (1942-46)			
Kent Anderson (1986-87)	Eugene Barwick+ (1935-37)	Larry Bradley (2009-10)	Corey Campbell (2006)	Ronald Collum (1968-69)			
Myron Anderson+ (1980-82)	Gary Bass (1984)	Joe Bradford (1985-89)	E.L. Campbell (1992)	James Connally (1969)			
Robert Anderson (1971-73)	Eura Bates+ (1923-25)	Bruce Bradshaw (1956-57)	Henry Canady (1985-86)	Lee Conner (1925-27)			
Ronnie Anderson (1990-92)	Stanford Bates+ (1928)	Scott Brady (1976)	Robert Caneday (1965)	Ronnie Conover (1975)			
Carl Andress+ (1951-52)	Winfred Battise+ (1946)	Aaron Bragg (2005-07)	Dominique Cannings (2011-Pres.)	Carl Cook+ (1938-41)			
Ken Andrews (1974-75)	James Battle (2005)	John Branch (1990-96)	Jackie Cannon (1958-59)	Gary Cook (1964-65)			
Roy Andrews (1979)	Billy Bauman (1975)	Lorin Branch (1984)	Roger Cannon (1979-80)	Peter Cook (1985)			
Joe Angell+ (1954-56)	Troy Baumann (1982-84)	Glenn Brantley (1981-83)	Steve Cannon (1971-74)	Robert Cooper+ (1937-38)			
Bill Anger (1948-50)	Darrell Bayer (1996-98)	Michael Bratsch (1989-92)	Jim Canter+ (1947-50)	Dick Cooper (1966-67)			
Leo Anger+ (1946-49)	Jim Baxter (1961)	Charles Brazil (1954-56)	Greg Carlson (2008-10)	Kary Cooper (1983-85)			
Leo Araguz (1989-91)	Elton Beard (1948)	A.J. Brazil (1952-53)	Jack Carlton (1949-50)	Ricky Cooper (1980)			
Jim Arceneaux (1975)	Cayle Beard (1988-90)	David Brennan (1970-72)	Jim Carlton (1984-88)	Steve Copeland (1967-68)			
Josh Arceneaux (1997-2000)	Coyle Beard (1980-83)	Albert Brewer+ (1933)	David Carmona (1996-97)	Max Corley (1963)			
H.D. Ard+ (1929)	Braxton Bearden (2011-Pres.)	Tom Bridges+ (1926)	Gary Carney (1973-76)	Wayne Corley (1959-62)			
Bubba Arledge (1984-85)	W.E. Beathard (1949)	William Brightwell (1946-49)	Greg Carney (1979-82)	Bill Cospier (1977-80)			
Blake Armstrong (1992-93)	Frank Beauchamp (1965-67)	Bobby Briscoe (1979-81)	Eugene Carodine (1983-84)	Kenneth Cotton (1981)			
John Arnett (2000-04)	John Beauchamp+ (1963-65)	Aubrey Brisendine (1998-02)	James Carodine (1983-85)	Mike Cotton (1978-79)			
Tom Arthur (1980)	Bart Beavers (1982)	Charles Brittain (1941-42)	Issac Carrier (1991-93)	Randy Courtney (1976-79)			
Johnny Asaff+ (1938-42)	Cally Belcher+ (1991-93)	Tim Brittain (1975-76)	Richard Carrington (1948)	Larry Covin (1938-42)			
Mitch Ashley (1993-95)	Damiyon Bell (1993-96)	Johnny Brittan (1942-46)	Brett Carroll (1998-2000)	Rubin Covington (1992-95)			
Tommy Atkins+ (1953-55)	Darrell Bell (1981-84)	Dane Britton+ (1970-71)	Jeff Carroll (1980-82)	Danny Cox (1980-82)			
David Atkinson (1968-69)	Donald Bell (1959-61)	Elton Brookers+ (1946)	Gene Carson (1968)	L.J. Cox (1946)			
Kevin Atkinson (1990)	Elbert Bell (1984-86)	Duane Brooks (2008-09)	Charles Carter+ (1934-35)	Andre Crathers (1989-90)			
Pat Atkinson (1985-87)	Maurice Bell (1982-83)	Jerome Brooks (2005-06)	Drayton Carter+ (1942-46)	David Crawford+ (1956)			
Brady Attaway (2010-Pres.)	Rufus Bell (1981)	Larry Brooks (1998-2000)	Travis Carter+ (1999-2000)	Gahlen Crawford+ (1953-55)			
Jordan Aubrey (2009-Pres.)	Bobby Benbow (1951-52)	Mike Brooks (2010-Pres.)	Buddy Castleberry (1956)	Gralyn Crawford (2009-12)			
Josh Aubrey (2009-12)	Watson Benge (1930-33)	Victor Brooks (1983-84)	Ruben Castillo (1979)	Jim Crawford+ (1923-24)			
Danny Augustus (1994)	Kerry Bennett (1992-96)	Carl Broom (1972-73)	George Cates (1955-58)	Mart Crawford+ (1950-51)			
John Augustus (1991)	Darrell Bennett (2005)	Merlin Broussard (1946-49)	David Cato (2010-11)	Sandy Crenshaw+ (1934)			
Scott Aurich (1977-79)	Walter Bennett (1973-74)	Baron Brown (1993)	Jamaal Cato (2000-03)	Robert Crenwelge (1954)			
Dickie Austin (1971-74)	Mike Benson (2006)	Carl Brown (1937-41)	Alvin Caywood (1965)	Melvin Crippen+ (1928)			
Don Austin (1969-71)	Eddie Bentley (1966)	Clint Brown (1985-86)	Larry Centers (1986-89)	Oscar Cripps (1962-64)			
Bill Autrey (1950-51)	Jeff Bergeron (1973-75)	David Brown (1975)	Cesar Cespedes (1993-94)	Clinton Crisp+ (1946-47)			
Zola Avery+ (1923-24)	Robert Bero (1970-71)	Erik Brown (1981-85)	Eddie Chalmers (1967)	Jack Criss (2003-04)			
Greg Axelrod (1993-96)	Agee Berry (1939)	Floyd Brown (1981-82)	Ryne Chambers (2010-Pres.)	Michael Crockett (1988-89)			
Branch Axley+ (1936)	Blake Berry (1983-84)	Jay Brown (1983-85)	Johnny Champagne (1985-86)	David Crocker (2000-03)			
Keith Ayers (1988)	Mike Berry (1973-76)	Jimmy Brown (1966)	A.B. Chancey+ (1924)	Bobby Cross+ (1948-50)			
Bug Aymond (2004-07)	Frank Bertling (1975)	Jon Brown (1985-86)	L.H. Chandler (1961-64)	Don Crouch+ (1946)			
Nasser Ayyad (1997-98)	George Bias (2008-11)	Mike Brown (1985-86)	Ron Chandler (1975)	Brandon Crowder (1995)			
		Paul Brown (1985-87)	Jeremy Chappelle (2010)	Ric Crowder (1988-90)			
			Eric Chapman (2001-04)				

Tony Crowsey (1989-91)	Ransom Duke (1968)	Tommy Floyd (1964)	Max Golub+ (1924)	Greg Havens (1970-72)
John Crum+ (1947-48)	Roland Dumes (1985-89)	Dwayne Folks (1979)	Tim Gonzales (1969)	Bailey Hawkins+ (1932-34)
John Crump (1990)	Joe Duncan (1982)	Gary Fomby (1968-69)	Ryan Gooch (2005-07)	Chester Hawkins+ (1936-38)
Clarence Cruse (1998)	Rusty Duncan+ (1963-64)	Christian Fontana (1990-93)	Hollis Goode (1995-99)	Clinton Hawkins+ (1928)
Stanley Cruse (1953-56)	Wayne Duncan+ (1957)	Barry Ford (1979-82)	Luke Goode (2001-04)	Lloyd Hawkins+ (1932-37)
James Cullotta (1968)	W.R. Dunklin (1941-42)	Brian Ford (2005-08)	Kevin Goodwin (1992-95)	Thomas Hawkins (1946-47)
Anthony Cuney (1988-90)	Francis Dupree (1946)	Cecil Ford (1952)	Greg Graber (1985-86)	Ronnie Hawthorne+ (1966-69)
Steve Cunningham (2011, - Pres.)	James Duty (1942)	Fred Ford (2011, -Pres.)	Damon Graham (1988-89)	Jeff Hayes (1984)
Eugene Currington (1942)	Richard Duvall (1985-88)	George Ford (1958)	James Graham (1937)	Lance Hays (2001-03)
Richard Cutrer (1983-84)	"Spike" Dykes (1957-58)	John Ford (1986-90)	Mike Granger (1981-84)	Billy Haynes (1985-88)
Phillip Cyphers+ (1958-59)		Kelly Ford (1982-83)	Tommy Granger (1982)	Chad Haynes (2007-09)
	<b>E - E - E</b>	Mike Ford (1966-69)	Lynn Graves (1962-66)	Chuck Haynes (1946-48)
		T.A. Ford+ (1958-59)	Richard Graves (1986)	Dan Haynes+ (1958-59)
<b>D - D - D</b>	Lawrence Eaglin+ (1969-71)	Anthony Foster (2009-10, 2012)	Alton Gray (1978-79)	Ike Hayes (1972-75)
Danny Dailey (1981)	Emory Eason (1936-37)	Chris Foster (1984-86)	Keith Gray (1981)	Ron Haynes (1977-79)
Harry Dailey (1953-54)	James Eaves+ (1948-51)	Gene Fountain (1979-80)	Marvin Gray (2011-Pres.)	Stacy Haynes (1972-75)
Jason Dalton (1988-91)	George Ebelst (1984-85)	Bobby Fowler (1966-69)	Tommy Green (1985-89)	Mike Hazle (1961-62)
Kyle Dalton (1984-85)	Larry Echols (1992-96)	Tod Fowler (1982-84)	Cercy Greer (1984-85)	Sam Heaberlin+ (1931-32)
David Damian (2010-Pres.)	Odis Echols (1958-59)	Bart Fox (1985-86)	James Greer (1966-67)	Dexter Hebert (1996)
David Dane (2012-Pres.)	Dominique Edison (2005-08)	Kerry Frank (1969)	Nick Greer+ (1957-58)	Darrell Heggpeth (1993-96)
Richard Daniels (1997-2000)	Vic Edmond (1984-88)	Chuck Franklin (1986)	Al Gregurek (1983-84)	Pat Hefferman (1963-66)
Robert Daniels (1975)	Tom Edmund (1954-55)	Ed Franklin (1972)	Charles Gribble+ (1932-33)	David Hemphill (1991-93)
Jay Davern (1997)	Alvin Edwards (1984)	Alen Freeman (1946)	Scott Griggs (1991-94)	Bill Henderson (1963-66)
Roy Davidson (1948-49)	Chris Edwards (1984-87)	Leeper Freeze+ (1934-36)	Jerry Grigsby (1959-60)	Danan Henderson (2012-Pres.)
Bill Davis (1950)	Cliff Edwards (2002-03)	Delwin Freiberger (1942)	Ollie Grimes+ (1925-26)	Kenny Henderson (1991)
Billy Don Davis (1964-67)	Mark Ehlers (1979-80)	Demundre Freeman (2012-Pres.)	David Grimland (1975)	Marcus Henderson (1991-92)
Billy Don Davis (1964-67)	Keith Eichman (1982)	Larrick French (1985-87)	Bill Grindle (1965-67)	Mutt Henderson (1964-66)
C.B. Davis+ (1923-24)	Perry Eliano (1996-99)	Sam Frizzell+ (1925)	Tracy Groom (1983-84)	Herman Hendrix (1953-56)
Joe Davis+ (1924)	Rusty Elledge (1976-78)	David Frost (1993)	Gary Guinn (1977)	Johnny Hendrix (1984-88)
Don Davis+ (1952-56)	Doak Elledge (1975-76)	Jack Fry (1957)	Jame Gumbellot (1960-61)	Ed Henning (1938-41)
Jeremy Davis (2001-04)	Ruel Ellis (1957)	Jesse Funk (2007-10)	Oscar Guzman (1980-82)	Bobby Henry (1984-88)
Kenneth Davis (1956-61)	Tony Elis+ (1959-61)	Steve Funderburgh (1972-73)		Lonnie Henry (1996-98)
Marvin Davis (1987-88)	Keith Ellison (1987-88)	Earl Futch+ (1929-33)		Otis Henry (1977-78)
Mike Davis (2006)	Kevin Ellison (1995)		<b>H - H - H</b>	Thomas Henshaw (2010-11)
Pat Davis (1983-86)	Don Elord (1960-61)		Calib Hadnot (2011-Pres.)	Ed Henson (2000-04)
Ray Davis (1967)	Bobby English (1963-64)	<b>G - G - G</b>	Kenny Haggerty (1993-96)	Joe Henson (1942)
Robert Davis (1953)	Harold English (1949-50)	Votto Gaddis (1955-57)	Bernie Hagins (1957-58)	Jimmie Herman (1957-58)
Sam Davis+ (1924-27)	Johnny English (1980-82)	Broderick Gaffney (2007-10)	Brent Hafford (2000-03)	Luke Herrick (1999-2000)
Shaheed Davis (2007)	Evan Engwall (2009)	Eric Gaines (1988-90)	Mike Hahn (1975-76)	Richard Herrington (1984)
James Dawson+ (1957-58)	Ryan Epperson (2009-12)	Richard Gaines (1976-79)	Shawn Hairgrove (1988)	Sam Herrington+ (1927-28)
George DeCoux (1949-50)	Mickey Erhart (1979)	Steve Galloway (1988-90)	L.T. Halbert+ (1933-35)	Thomas Herwitz (1965)
Bo Dees (1993-96)	Chet Erwin (1980-82)	Carlos Galvan (1989-92)	Glen Hale (1923-25)	Harry Hickey (1988-91)
Anthony DeGrate (1992, 96)	John Erwin (1985-87)	Ryan Gambel (2009-12)	Micho Hale (1967)	Ronnie Hickman (2011-12)
Aaron DeLaTorre (1994-97)	Jeff Ester (1985)	Andy Gamble (1982-84)	Larry Hales (1971-73)	Andre Hicks (2006-09)
Ivan Delgado (2008)	Quinn Eudy (1958-60)	Mike Gamblin (1969)	Billy Halfin (1952)	Gene Hicks (1979-80)
Dennis Demel (1969-70)	Thomas Evans (1954-56)	Scott Gambrell (1994-97)	Burnett Hall+ (1925-26)	Steve Hicks (1985-89)
Baker Denman (1946-47)	Tom P. Evans+ (1927-30)	Wayne Gandy (1972-73)	Charles Hall (1963-66)	Thomas Hightower (1998-2001)
Bill Denman (1953-54)	Vaughn Evans (1961)	Courtnee Garcia (2001-02)	Earl Hall (1950)	Grant Hildebrand (1985-87)
Chance Dennis (2003-05)	Michael Everhart (1990-93)	Eugene Garner (1994-97)	Greg Hall (2010-Pres.)	Corey Hill (2010-Pres.)
Frank Devereaux (1946)		Bill Garner+ (1946-48)	Jim Hall+ (1988-90)	Jared Hill (2008)
Kyle Dews (1997-2000)		Luther Garner+ (1923)	Justin Hall (1996-98)	Jarvis Hill (1994-97)
Mike Dick (1974-75)	<b>F - F - F</b>	Collin Garrett (2012-Pres.)	Kevin Hall (1985-86)	Gene Hill+ (1947-48)
Corey Dickerson (2009-12)	Scott Fabian (1996-99)	Rod Garrett (1992)	Mark Hall (1983-84)	Oscar Hill (1973-76)
Stanley Dickson (1978-79)	Frank Fagan (1959-60)	Chris Garrison (2008-09)	George Hamilton+ (1924)	Eric Hilton (1976-77)
Ray Die+ (1941-42)	Frank Falco (1962-64)	James Gaskey (1968-70)	Lawrence Hamilton (1999-02)	Blake Hinton (2007)
James Dinges (1984-85)	Travis Fallon (1997-2000)	David Gasko (1991-92)	Tadd Hammel (1985-87)	Darrell Hix (1975)
Donnie Dinges (1977-80)	Eddie Faley (1980)	Ellis Gaston+ (1933-35)	Todd Hammel (1985-89)	George Hodge (1976)
Gene Dinges+ (1954-55)	Zek Fancher (2007-09)	Roy Gee (1955-56)	Gene Hampton (1960-62)	Beau Hodges (1999-2000)
Ronnie Dinges (1976-80)	Derek Farmer (2004)	Jason Geiger (1988)	Romonté Hampton (2009-10)	Brian Hodges (1979)
Anthony Dingle (1999-02)	Ken Farmer (1961-63)	Alton Geisendorff+ (1949-50)	Hubert Hancock (1963-67)	Tim Hodges (2000-02)
Chris Dippel (1973-74)	Pete Farmer (1946)	Doug Gentry (2012)	Mike Hancock (1977-80)	Matt Hoelscher (2001-05)
Derrick Dixon (1988-90)	Blake Farrell (2012)	Dennis Gerik (1973-75)	Duan Hanks (1980-83)	Jimmy Holley (1988)
Floyd Dixon (1982-85)	Charles Farrell (1975-77)	Oscar Gezman (1980)	Patrick Harden (1991-92)	Harry Hollingsworth (1989-91)
Zeke Dixon (2001-05)	John Farris (1982-83)	David Gibbs (1984-88)	Bobby Hardin (1989)	Pat Holman (1966-67)
Reed Dominy+ (1935-37)	Jerry Fausett+ (1954-56)	Reginold Gibbs (1980-82)	Clay Hardee (2012-Pres.)	Jason Holman (1991-93)
Rex Dorman (1980-84)	Josh Favre (1993)	Clay Gilbert (2001-04)	Pearman Hardy+ (1948-50)	Keldrick Holman (2003-06)
Kipper Dorsey (1976-77)	Vencent Finley (2010-Pres.)	Gerald Gilbert (1954)	Ottis Hargett (1957-59)	Vernon Holman (2000-03)
Hubert Douglas (1983-84)	Jeff Fennell (1985-86)	W.T. Gilbert (1977-78)	Darrell Harkless (1983-86)	Max Holmes (2008-09)
Scott Dover (2004-07)	Bill Ferem (1938-39)	Lloyd Giles (1954)	Anthony Harper (1986-87)	Todd Holmes (1994-97)
Bruce Dowden (1980)	Jim Ferguson (1978-79)	Melvin Gill (1948)	Rod Harrington (1982-83)	Mike Holt (1989-90)
James Downs (1988)	Jaime Ferenandez (2007)	Royal Gill (2003)	Carl Harris (1970-72)	Guy Honeycutt+ (1933-35)
Lance Dozier (2010-11)	Tim Fields (1988-92)	Dan Gillar (1962-64)	Donnie Harris (1979-80)	Paul Hood (1977-80)
Roy Dozier+ (1962-65)	Shawn Figari (1982-85)	Bob Gillespie+ (1928-32)	Jerry Harris (1973-75)	Andrew Hopkins (1967-70)
James Drake (1949-50)	Dean Fikes (1957-59)	Horace Gillespie+ (1933-36)	Leonard Harris (1992-95)	Andy Hopkins (1984-85)
Jason Dragulski (1993-94)	Bill Fincannon+ (1947-48)	Ralph Gillham (1952-55)	Oren Harris (1989-90)	Shane Hopkins (1990)
David Draper+ (1979)	Jacob Fincher (2009-11)	Buddy Gillis+ (1940-52)	R.L. Harris (1982-83)	Billy Hopson (1959-60)
Keith Dressendorfer (1987)	Mark Fincher (1986)	Wade Gillis (1986)	Chad Harrison (1996-2000)	M.H. Hopson+ (1937-39)
Ronnie Driggs (1966)	Vencent Finley (2010-Pres.)	Mike Girouard (1988-90)	Glen Harrison (1983-84)	Michael Horace (1985-88)
Mike Driver (1979)	Bily Fisetete (1963-64)	Clarence Glass (1980-82)	X'Zavious Harrison (2010)	Arthur Horn (1942)
C.E. Drummond, Jr.+ (1947)	Thomas Fitts+ (1933)	Thomas Glenn+ (1937)	Joe Harvey (1975)	Horace Horn+ (1952)
Mike Dubose (1980)	Duncan Flack (1996)	Karl Glimp (2006-09)	Johnny Harvey (1985-87)	Dale Horton (1979-81)
Jared Duck (2003-04)	Joe Flanagan (1969-73)	Michael Goddard (1991-93)	Rick Harvey (1963-64)	W.T. Hoskins (1951-52)
Devin Ducote (2007, 2008-11)	Rex Flanagan (1951-54)	Orlando Godfrey (1977-80)	Willie Harvey (1999-2000)	Don Hough+ (1935-37)
James Due (1946-49)	Brendan Flannery (2003-04, 05-06)	Joe Goforth+ (1950)	Jackie Hathorn+ (1957-58)	Lawrence Hough+ (1934-37)
Ronnie Due (1969)	Francis Flowers (1953)	Jess Goughly (1981-83)	Jack Havard (1952)	

Pat House	(1995-98)	Melcolme Johnstone+	(1937-38)	De'Vante Lacy	(2012)	Curtis Luper	(1993)	Mark McWhirt	(1985-88)
James Houser	(1975-76)	Karl Joiner	(1987)	Malcom Lacy	(1985-87)	Leonard Lynce	(2006-07)	Carl Medley	(1976-77)
Martin Houston	(1988)	Austin Jones	(1947-48)	Curtis LaGrone	(1965-69)	Freddy Lyons	(1997-2000)	Keith Melcher	(1984-88)
Nick Houston	(2002-03)	Bert Jones	(1987)	Vester Laird+	(1928-30)	Roland Lytle	(1971-74)	Lester Melontree	(1980-82)
H.A. Howard	(1932-33)	Bill Jones	(1975)	Johnny Lamar	(1949)			David Menchaca	(1979-82)
Mike Howard	(1981-82)	Brian Jones	(1993-95)	Hilton Lambeth	(1955-56)		<b>M - M - M</b>	Dwayne Mena	(1967)
George Howell	(1996-97)	Clay Jones	(1937)	Paul Landers+	(1923)	Herman Maberry	(1948-54)	Johnny Merchant	(1985)
Ben Howle	(1947)	Chris Jones	(1984-86)	Anthony Landry	(1985-89)	Reginald Maberry+	(1935-36)	Steve Merka	(1988-90)
Steve Howle	(1947)	David Jones	(1988)	Kevin Landry	(2000-03)	Corey Mackey	(1989)	John Metcalf	(1962-64)
Ed Hoya+	(1933-35)	Don Jones	(1955)	Nolan Landry	(1950)	Keavon Madison	(2012-Pres.)	Steve Mexia	(1949-50)
Demetrius Hoyle	(2000-04)	Eric Jones	(1980)	Robert Landry	(1964-69)	Cody Mahon	(1991-93)	Currie Lee Meyer	(1950-52)
Paul Hryekewicz	(1985-86)	Eugene Jones	(1993-96)	Frank Lane	(1966-67)	Chris Maleika	(1982)	Earl Meyer	(1951-52)
Adolph Hryehorehuk	(1951-52)	G.W. Jones	(1963-64)	Robert Lane	(1966-67)	Henry Malone	(1967-70)	Mitchell Meyers	(1958-59)
Willie Huggins	(1969-72)	H.M. Jones+	(1948-49)	Bill Lane	(1955-56)	Carlee Manchester+	(1961-62)	Chris Michael	(1986)
Don Hughes	(1949-50)	Jimmy Jones+	(1937-39)	Eddie Langford	(1992-93)	Raymond Manchester	(1958-59)	Steve Michaelwicz	(1980)
Greg Hughes	(1977-80)	Jimmy Jones	(1981)	Jimmy Langford	(1966-70)	Ronnie Manchester	(1958-60)	Ron Middleton	(2002-05)
Pete Hughes+	(1949)	Mark Jones	(1975-78)	Tommy Lanford	(1964-67)	Matt Marion	(1979)	Brad Milam	(1990-91)
Sherman Hughes	(1946-49)	Mervin Jones+	(1988-90)	Harold Langley	(1942)	John Marlal	(1959-60)	Ismiah Miles	(2011-Pres.)
Steve Hughes	(1951)	Mike Jones	(2011-Pres.)	Lloyd Langston	(1977-78)	Bailey Marshall	(1952-55)	Theo Miles	(1946-47)
Josh Hughey	(2010-11)	Orville Jones	(1954-55)	John LaNoue	(1953-54)	Richard Marshall	(1963-64)	Brian Miller	(1996-98)
Tommy Humphery	(1957-59)	Peyton Jones	(1997-2000)	Benny Joe LaPrade+	(1950)	Frank Martin	(1969-71)	Clark Miller	(1984)
Sam Hunt	(1969-71)	Robert Jones	(1988-90)	James Lathan	(1986)	James Martin	(1963)	Wade Miller	(1975)
R.A. Hunter+	(1929)	Ronnie Jones	(1962)	Mike Lathan	(1982-83)	Kharylake Martin	(2003-05)	Joe Miller	(1930)
Levi Hurst+	(1935-37)	Sam Jones	(1971-75)	Quinton Lawrence	(1942)	Jack Martindale+	(1937)	Truman Milling+	(1948-49)
Lowell Hutchens	(1993)	Scott Jones	(1978-79)	Larry Lawless	(1969-70)	Tim Martindale+	(1966-67)	Tommy Mills+	(1939-42)
Carl Hutrey	(1951)	Steve Jones	(1980)	Winston Lawrence	(1942)	Lewis Martine+	(1924-27)	Turner Mills+	(1934-36)
Delmas Hybarger+	(1929-32)	T.C. Jones+	(1924-25)	Richard Lawrence	(1970)	Arthur Martinez	(1982-83)	Larry Milton	(1982-84)
Ortavious Hypolite	(2010-Pres.)	Talmage Jones+	(1934)	Keith Lawson	(2010-Pres.)	Simon Martinez	(1962-64)	Rodney Mims	(1986-88)
		Wade Jones	(1980-82)	Greg Laxey	(1994)	Maurice Mascorro	(1969-71)	Joe Minden	(2012-Pres.)
	<b>I - I - I</b>	Geary Jordan	(1969-71)	Marvin Lay	(1955)	Hollis Masengill	(1958)	Larry Minter+	(1962-66)
O'Neal Igram	(1950-51)	Tommy Jordan	(1955-56)	Mark Layton	(1972-73)	Chris Matejka	(1979-82)	Brian Minton	(1993-95)
Garrett Inman	(2004)	Larry Jordan	(1968)	Tony Leadbetter	(1989-90)	Roger Matejka	(1981-83)	Frank Minton	(1957-58)
Paul Irick+	(1934)	Ashante Joseph	(2012-Pres.)	Alvin LeBlanc	(1984)	Millard Matkin	(1923-24)	Alfred Mitchell	(1983-84)
Justin Isadore	(2010-Pres.)	Russell Joshlin	(1950)	Ira LeBlanc	(1989-90)	Todd Matocha	(1995-96)	Bobby Mitchell	(1977-78)
Jason Ives	(1991-94)	Ken Judon	(1998-99)	Leo LeBlanc	(1980-82)	Billy Matters	(1964)	Brandon Mitchell	(2002-04)
John Ivy	(1959-61)	Mason Juhl	(2012-Pres.)	Michael LeBlanc	(1981-84)	Johnny Matthews	(1953-54)	Carl Mitchell	(1980-81)
		Joe Justice+	(1979-81)	Robert Lee	(1949)	Billy Mattox	(1962-63)	Royce Mitchell	(1977-80)
				Spencer Leftwich	(1983-87)	Malcolm Mattox	(2010-Pres.)	Willie Mitchell	(1990, 92-94)
	<b>J - J - J</b>			Ronnie Lennox	(1969)	Robert Matzig	(1951-53)	Thomas Mixon+	(1966-68)
Fred Jackson+	(1947-49)		<b>K - K - K</b>	Wade Leslie	(1986)	David May	(1986-90)	Jeff Mize	(1987-88)
Jeff Jackson	(1985-90)	Tobi Kaiyewu	(2004 & '07)	Wade Leslie	(1986)	Reginald Mayberry	(1934-35)	Rick Mizell	(1975)
Kendrick Jackson	(2008)	Mark Kanipes	(1981-83)	Braylon Lester	(2000-04)	Larry Mayer+	(1971-73)	Leroy Molbert	(1946)
Kevin Jackson	(1980-83)	Don Keasler	(1960-62)	Jerry Lewellen	(1967-70)	Robert Mayes	(2006-07)	Chris Molnar	(1964)
Khari Jackson	(1998)	Jimmy Kegler+	(1980-81)	John Lewis	(1971-74)	Tim Mays	(1998-2001)	Walker Molinare	(1998-02)
Pat Jackson	(1986-91)	Patrick Keith	(1981)	Sammy Lewis	(1981)	Clyde McAulliffe	(1953-54)	Gary Monic	(1959)
Bill Jacobs+	(1949)	Dave Kelley	(1987-89)	Lloyd Ligons	(2005-07)	Michael McBee	(1966-69)	Jeff Monroe	(1988-90)
Steve Jalowy	(1971-74)	Chad Kelly	(1991-93)	Roscoe Lindley+	(1938-42)	Elvis McBride	(1982-83)	Ed Montayne	(1984-87)
Curtis James	(1994-97)	Ed Kelly+	(1951-54)	Scotty Lindsey	(1997-99)	Hayden McCauley	(1953-54)	Billy Mook	(1948)
Cecil James	(1946)	Jeff Kelly	(1994)	Bobby Lindquist	(1980)	Neil McCord	(1953-54)	Bobby Moore	(1960-61)
Larry James	(1950-51)	Dustin Kempf	(2007-10)	Charles Lindsey	(1968-70)	Keneth McCullough	(1955)	Deane Moore	(1968-71)
Steve James	(1966-67)	Raymond Keown	(1948)	Donald Lindsey	(1957-58)	James McDaniel	(1950-51)	Doug Moore	(1967)
David Jamison	(1990)	Dwayne Kerbow	(1967)	Johnny Linney	(1952-54)	Mike McDaniel	(1971-74)	Jack Moore+	(1932-33)
Randall Jayner	(1984)	James Kern	(1993-95)	Andy Little	(1935-37)	Barrel McDonald	(1939)	Marcus Moore	(1995-98)
Chris Jefferson	(1993-96)	Dwayne Kershaw	(1968)	Earl Little	(1950)	Kentarius McDonald	(2011-Pres.)	Reno Moore	(1989-91)
Doug Jefferson	(1981-84)	Jeffrey Kershaw	(1982-85)	Jerry Little	(2004-05)	Mike McElroy	(1997-2000)	Shannon Moore	(2007)
Gary Jefferson	(1980)	Scott Keys	(2000)	Kyle Little	(1986)	J.P. McFarland	(1997-98)	Ted Moore+	(1926)
Willie Jefferson	(2011-12)	Wayne Keys	(1952)	Brian Littlefield	(1987-90)	Dickey McGaughey	(1963-64)	Terry Moore	(1952-53)
Justin Jeffus	(1995-97)	Edwin Kimes	(1967-69)	H.N. Litton	(1952)	R.E. McGee+	(1935)	Neal Morgan	(1954-55)
Bobby Jenkins	(1952-56)	Harmon King	(1930-32)	Gerald Lloyd	(1957-58)	Bob McGraw+	(1938-41)	Ayron Morgan	(2010)
Tom Jenkins	(1975-76)	David King	(1967-71)	Harold Lloyd+	(1946-47)	John McGraw	(1967)	Scott Morgan	(2001-04)
Gary Jentz	(1978-81)	Delano King	(2009-10)	Doug Loafman	(1979-80)	James McGHenry	(1938)	J.B. Morris	(1957-59)
Johnny Jernigan	(1992-93)	Eric King	(1987-88)	Kyle Lock	(1980)	Charles McIntosh	(1948-50)	Joey Morris	(1988-89)
Kendall Jernigan	(2006-08)	Harmon King+	(1954-55)	Andy Locke	(1962)	James McIntyre	(1952-56)	John Morris	(1967-69)
Gary Jeter	(1966-67)	John King	(1982-83)	Jake Locklear	(1995-98)	Q.A. McIver	(1936)	Kevon Morton	(2000-01)
Mitchell Jetton+	(1942)	Rick Kinsey	(1977-80)	David Loeb	(1993)	Oliver McKay+	(1946-49)	Elmer Mosbey	(1983-85)
Cody Johnson	(1991-93)	Lee Kirk	(1992-95)	Paul Loerwald	(1971-72)	Oscar McKee	(1969)	Mark Moseley	(1967-69)
David Johnson	(1982)	Obie Kirk	(1963-64)	Nolan Loflin	(2007)	Pete McKenzie+	(1927)	Jeremy Moses	(2007-10)
Eric Johnson	(1989-91)	Weldon Kirk	(1962)	Eric Lokey	(1984-88)	Danny McKeown	(1968-71)	Destin Mosley	(2012-Pres.)
Fred Johnson	(1950-55)	Richard Kitterman	(1991-92)	Kelly Lokey	(1992-96)	Stan W. McKewen+	(1929-33)	Marquis Mosley	(2011-Pres.)
Gene Johnson+	(1939-41)	Randy Kleine	(1978-79)	Vernon Lokey+	(1924)	Wilson McKewen+	(1937-39)	Michael Motte+	(2003-06 & '07)
Gus Johnson	(2011-Pres.)	Jay Knapper	(1993)	Cory Long	(2005-08)	John McKinley	(1968)	Ronnie Moyer	(1956)
Horace Johnson	(1963)	Tim Knicky	(2006-09)	John Long	(1950-51)	Nowel McKinney	(1946)	Duane Mueller	(1969)
James Johnson	(1990)	Ben Knippers	(1985)	Harold Longbotham	(1967)	Sean McKinney	(2003-05)	Mike Mullenweg	(1988)
Jeremy Johnson	(1996-98)	Aldo Knox	(1972-75)	Jimmy Lopez	(1966)	Al McLaren	(1960)	Hunter Mullikin	(1975-77)
Joe Johnson	(1981)	Rudy Koenig	(1953)	Don Lorenz	(1962-65)	Kenneth McMichael	(1958-59)	Kent Mullikin	(1961-62)
Mike Johnson	(1985-86)	Walter Konieczwy	(1960-61)	Kris Lott	(1980)	Ralph McMinn	(1934-35)	Gene Mullin	(1949-51)
Paul Johnson	(1990)	Victor Koonce+	(1933)	Brandon Louvier	(2000-01)	Jerry McMullen	(1947-48)	Logan Mullins	(2008)
Ron Johnson	(1972-73)	David Koschel	(2011-Pres.)	Armin Love	(1997-98)	Kirby McNeil	(1990)	Robert Mullins	(1985)
Russell Johnson	(1995-96)	Mike Kroese	(1998-2001)	Cameron Love	(1994-97)	Tom McNeil	(1963-66)	Larry Mulrain	(1993)
Rusty Johnson	(1973)	Ernest Kubosh	(1936-38)	Lorance Lowpance	(1934-36)	Dean McNew	(1984-85)	Eldridge Mumphrey	(2011)
Vince Johnson	(1979-80)	Larry Kueck	(1969-73)	Robert Lowrance+	(1933-35)	LeRoy McPhail+	(1934-38)	Bubba Murff+	(1961-65)
Wyane Johnson	(1954-56)	Joe Kutak	(2004-06)	Ryan Luedecke	(2001-05)	Shane McQueen	(2010-11)	Ricky Murff	(1960-62)
Bo Johnston	(1957-59)			Buster Lum+	(1947-48)	Howard McSpedeen	(1954)	Bryon Murphy	(1997-2000)
Kent Johnston	(1976-77)		<b>L - L - L</b>	Dwayne Lum	(1983)	S.B. McSwain	(1948)	Jimmy Murphy	(1954-55)
Mike Johnston	(1965-68)	Jimmy Labor	(1957)	Mitchell Lum	(1947-48)				



**T - T - T**

Tyler Tabor	(1982-86)
Steve Tackett	(1963-65)
Mike Taff	(1980)
Rusty Talbot	(1954-55)
Raymond Tallant	(1951-52)
Richard Tallent	(1952-54)
Eddie Talley	(1980-82)
Roderick Tatum	(1989-91)
Dale Taylor	(1956-57)
Donald Taylor	(1988-90)
Les Taylor	(1946)
Mark Taylor	(1971-73)
Trey Taylor	(1987-88)
Will Taylor	(1988-89)
Steve Telaroli	(1984-85)
David Temple	(1986-91)
Walter Terry	(1993-94)
James Terry	(1951-52)
Johnny Thacker	(2004-07)
Keith Thacker	(1982-85)
Taylor Thibodeaux	(1996-99)
Aaron Thomas	(2012-Pres.)
Anthony Thomas	(1997-99)
Blake Thomas	(1955)
Conrad Thomas+	(1927-28)
Hollis Thomas+	(1925-27)
Kenneth Thomas	(1955)
Ryan Thomas	(1991-92)
Baldwin Thompson	(1952-53)
Bill Thompson+	(1957-58)
Brian Thompson	(1993-95)
Charles Thompson	(1955)
Choc Thompson+	(1924-25)
Chuck Thompson	(1999-2001)
Dwight Thompson	(1971-74)
Grady Thompson+	(1923-24)
Jerry Thompson	(1959-61)
Larry Thompson	(1979-81)
Wayne Thompson	(2009-11)
Gerald Thornton	(1950)
Joe Barham Thrash+	(1928-32)
Jerry Tidmore	(1959-60)
Michael Tidwell	(1992-93)
Brian Tileston	(1998-2001)
Doug Tiller	(1981-82)
Howard Tisdale+	(1948-51)
Paul Todd	(2000-03)
Ray Todd	(1963-66)
Willie Tolbert	(1971-74)
Jim Tomlin	(1966-67)
Ken Tomlinson	(1966-68)
Tony Tompkins	(2002-04)
Mitchell Torok	(1948-54)
Paul Torp	(1985-86)
Miguel Toulon	(2000-04)
Andy Townsend	(1985)
Brian Townsend	(1983-84)
Joe Tracy	(1996-98)
Don Trahan	(1973-75)
Ahmad Traylor	(199-2000)
Champ Traylor	(1994-97)
Max Treadwell	(1950-51)
Jeremiah Trotter	(1995-97)
Nick Trotter	(2000-03)
Rick Trujillo	(1996)
Ben Tucker+	(1924-27)
Clifton Turner	(1967)
Gary Turner	(2001-02)
Keith Turner	(1955)
Mark Turner	(1984-87)
Wade Turner	(1957-58)
Harold Tutt	(1968)
Billy Tyler	(1971-73)
Derrick Tyson	(1992-94)

**U - U - U**

Ted Ubben	(1973-75)
Chris Ulery	(1976-77)
Alvin Upshaw	(1974-77)

**V - V - V**

Dameian Vallery	(1994-95)
John Vallier	(1984-85)

Trey Vallier	(2011-Pres.)
P. Vanshoubrouek	(1953-54)
Cal Varner	(1953-54)
Eric Vasterling	(1975-76)
Johnny Vaughan	(1970-73)
George Vaughn	(1955)
Terran Vaughn	(2012-Pres.)
Raymond Vermillion+	(1936-37)
Chance Vernon	(2010-Pres.)
Brad Verrett	(1998-99)
Vernon Vick+	(1949-50)
DeKendrick Vidito	(1998-2001)
Ahmad Vital	(1998-99)
Robert Vinson	(1975-76)

**W - W - W**

Howard Wade	(1983-85)
Bob Wagner	(1964-67)
Floyd Wagstaff+	(1935-36)
Foy Wagstaff+	(1934-36)
Scott Wajtkiewicz	(1982)
Jay Walbran	(2007)
David Walden	(1996-99)
Johnny Waldie	(1947-49)
Brandon Walker	(1995)
Carlton Walker	(1987)
Cedric Walker	(1990-93)
Dewey Walker	(1923-24)
Marcus Walker	(1981-82)
Paul Walker	(1986-87)
Sammie Walker+	(1925)
Travis Walker	(2010-Pres.)
Vince Walker	(1998-2001)
Jason Wallace	(1995)
T.S. Walters+	(1937-39)
James Walters	(1946-47)
Joe Walters	(1937-38)
D.J. Ward	(2012-Pres.)
Darrell Warden	(1980-83)
Ronald Ware	(1964)
Bobby Warr	(1958)
Bo Warren	(1966-67)
Craig Warren	(1994-96)
Ed Warren	(1993)
Huey Warren+	(1951-54)
Langford Warren	(1935-36)
Roderick Warren	(2008)
Sean Warren	(2009-10)
Anthony Washington	(1975)
Fred G. Watkins	(1982-83)
Willie Watkins	(2010-11)
Clarence Watson	(1934-35)
Ricky Watson	(1978)
Chris Watson	(2011-12)
Craig Watson	(1989-90)
Dave Watson	(1974-75)
Don Watt	(1994-95)
Ben Watts+	(1979-84)
Jim Watts+	(1925)
Robert Weathers	(1995)
Tim Webb	(1981)
Tod Weder	(1982-84)
Harden Weech	(1975-76)
Bill Weldy	(1957-58)
M.R. Weller+	(1929-30)
Ben Wells	(2010-11)
Eric Wells	(1989)
Bryan West	(2011-Pres.)
Harold West	(1951-53)
Joe West	(1935-37)
Monty West	(1984-88)
Tim West	(1980-82)
Ronnie Westmoreland	(1968)
O.R. Whiddon	(1955)
Jed Whitaker	(1978-79)
Jumarion White	(1993-94)
Jimmy White	(1965-67)
Leo White+	(1925-26)
Melvin White	(1982-85)
Preston White+	(1938-40)
Ryan White	(197-2000)
John Whitecotton	(1968-69)
Jack Whitley	(1941-42)
Lubbie Whitmire	(1966-69)

Percy Whitmire	(1969-71)
David Whitmore	(1985-89)
W.E. Whittacker	(1969)
Todd Whitten	(1983-87)
Matt Widacki	(1996-2000)
Gerald Wickman	(1942)
Jack Wiggington	(1941-42)
Felix Wiggins+	(1949-50)
Lynn Wiggins+	(1960-61)
Jordan Wiggs	(2011-Pres.)
Keith Wiley	(1982-83)
Mike Wilhite	(1962-65)
Andy Wilkins	(1974-77)
Mark Willes	(1989)
Brian Williams	(1976-77)
Byron Williams	(2012-Pres.)
Carey Williams	(1984-85)
Dalton Williams	(2008-11)
Drake Williams	(1984-87)
Garret Williams	(2008-10)
Gayle Williams+	(1962-64)
Jabara Williams	(2007-10)
J.C. Williams	(1983-86)
Jeff Williams	(1984-88)
Jerry Williams	(1988-89)
Jonathan Williams	(1988)
Michael Williams	(2001-04)
Michael Williams	(2009)
Steven Williams	(1981-82)
Tyrell Williams	(2004-06, '08)
Dana Williams	(1934-35)
Matt Williford	(1999-02)
Bill Willingham	(1946)
Kirk Willingham+	(1923-24)
Leneal Wilridge	(1980-82)
Bill Wilson	(1947-49)
Jimmy Wilson	(1973-76)
Paul Wilson	(1959-62)
H.W. Wilson	(1946-49)
Rick Wilson	(1982-85)
Todd Wilson	(1994)
Stormy Wingo	(2005-07)
Kenneth Winters	(2001-04)
Cecil Wisner+	(1933)
Russell Wisner	(1969)
Andy Wolan	(1982)
Jimmy Wolher	(1980-85)
Ted Woodard	(1998-99)
Jerry Woods	(1982-85)
Zach Woods	(1996-99)
Dennis Workman	(1980)
Raymond Wray+	(1941-42)
Joel Wren	(1985-87)
Arluster Wright	(1983-84)
Austin Wright	(2009-12)
Derrick Wright	(1987-90)
Dick Wright+	(1947-48)
Eric Wright	(1986-90)
Jimmy Wright	(1976)
Forrest Wychopen	(1979)
Joey Wylie	(1992-95)
W.J. Wynn	(1962)

**X - X - X**

Berton Yates+	(1938-41)
Shannon Yates	(197-2000)
Shawn York	(1991-92)
Bob Young	(1958-59)
John Paul Young	(1983-87)
Rodney Young	(2011-Pres.)
Shawn Young	(2002)
Lowell Youngblood+	(1952-55)

**Z - Z - Z**

Clint Zander	(1993-97)
Mike Zapalac	(1979-82)
John Zepeda	(1996)
Edward Zohar	(1963-65)

**Best Winning Percentage**

<b>Coach (Years)</b>	<b>Record</b>	<b>Pct</b>
Jim Hess (1982-88)	47-30-2	.608
Mike Santiago (1999-2004)	39-27-0	.590
John Pearce (1992-98)	46-32-2	.587
John Levra (1971-74)	22-20-0	.524
Ted Jefferies (1947-55)	41-40-3	.506
J.C. Harper (2007-Pres.)	34-36-0	.486
Travis Hughes (1962-70)	38-48-1	.443
Lynn Graves (1989-91)	15-20-2	.432
Harold Fischer (1956-58)	12-17-0	.414
Robert McFarland (2005-06)	9-13-0	.409
J.E. Willis (1937-40)	11-20-4	.371
Bob Shelton (1923-28)	16-34-6	.339
Charles Simmons (1976-81)	19-44-1	.304
Gene White (1929-36)	16-45-5	.280
Dick Munzinger (1975)	2-8-1	.227
Bill Conkright (1959-61)	6-25-1	.203
M.A. Baumgarten (1941)	1-6-1	.188
Bill Pierce (1946)	1-9-0	.100

**Coaches Chronology**

<b>Coach</b>	<b>Years</b>	<b>Yrs.</b>	<b>W</b>	<b>L</b>	<b>T</b>	<b>Pct</b>
Bob Shelton	1923-28	6	16	34	6	.339
Gene White	1929-36	8	16	45	6	.280
J.E. Willis	1937-40	4	11	20	4	.371
M.A. Baumgarten	1941	1	1	6	1	.188
No Football	1942-45	World War II				
Bill Pierce	1946	1	1	9	0	.100
Ted Jefferies	1947-55	9	41	40	3	.506
Harold Fischer	1956-58	3	12	17	0	.414
Bill Conkright	1959-61	3	6	25	1	.203
Travis Hughes	1962-70	9	38	48	1	.443
John Levra	1971-74	4	22	20	0	.524
Dick Munzinger	1975	1	2	8	1	.227
Charles Simmons	1976-81	7	19	44	1	.304
Jim Hess	1982-88	7	47	30	2	.608
Lynn Graves	1989-91	3	15	20	2	.432
John Pearce	1992-98	7	46	32	2	.587
Mike Santiago	1999-2004	6	39	27	0	.590
Robert McFarland	2005-06	2	9	13	0	.409
J.C. Harper	2007 -	6	34	36	0	.486
<b>TOTALS</b>	<b>1923-2011</b>	<b>87</b>	<b>375</b>	<b>473</b>	<b>30</b>	<b>.444</b>

**All-Time Wins**

<b>Coach</b>	<b>Wins</b>
Jim Hess	47
John Pearce	46
Ted Jeffries	41
Mike Santiago	39
Travis Hughes	38
J.C. Harper	34
John Levra	22
Charles Simmons	19
Bob Shelton	16
Gene White	16
Lynn Graves	15
Harold Fischer	12
J.E. Willis	11
Robert McFarland	9

Stephen F. Austin State Teachers College, created by the 36th Texas Legislature in 1921, opened its doors on Sept. 18, 1923.

That same fall, SFATC fielded the first Lumberjack football team, under the guidance of the late Robert Horace "Bob" Shelton. The 'Jacks played their home games at Birdwell Field.

The following is a game-by-game review of the football scores of what is now Stephen F. Austin State University. Important events are noted as they occurred.

**1923**

**Record: 3-3-1**

**Coach: Bob Shelton**

120	Center HS	0
6	Southwest Texas State	47
0	Lamar JC	10
0	Alexander College	40
19	Sam Houston State	6
0	Marshall College	0
18	Hillsboro JC	6
163	3-3-1	109

**1924**

**Record: 3-6-0**

**Coach: Bob Shelton**

22	Rusk College	0
2	East Texas State	12
0	Lon Morris College	3
3	Louisiana Normal	7
0	Southwestern Univ.	33
3	Sam Houston State	2
6	Southwest Texas State	23
34	Hillsboro JC	0
7	Lamar JC	19
77	3-6-0	99

**1925**

**Record: 3-5-2**

**Coach: Bob Shelton**

0	Rice	33
0	Southwest Texas State	12
0	Lon Morris College	0
0	North Texas State	10
27	Marshall College	0
6	Rusk College	0
7	Louisiana Normal	6
7	Southwestern Louisiana	26
0	Lamar JC	0
47	3-5-2	93

**1926**

**Record: 5-5-0**

**Coach: Bob Shelton**

0	Rice	25
0	Southwest Texas State	7
108	Marshall College	0
6	North Texas State	9
14	East Texas State	0
13	Rusk College	7
28	Louisiana Normal	0
0	Southwestern Louisiana	33
33	Lon Morris College	0
0	Sam Houston State	38
202	5-5-0	119

**1927**

**Record: 1-6-3**

**Coach: Bob Shelton**

0	Lon Morris College	0
0	Southwest Texas State	14
21	East Texas State	0
12	North Texas State	12
0	McMurry	0
0	Rusk College	12
0	Louisiana Normal	6
0	St. Mary's	19
6	West Texas A&M	27
0	Sam Houston State	6

39	1-6-3	96
----	-------	----

**1928**

**Record: 1-9-0**

**Coach: Bob Shelton**

0	Baylor	30
0	Southwest Texas State	20
0	East Texas State	25
12	Lon Morris College	0
6	North Texas State	13
0	McMurry	49
0	Louisiana Normal	21
0	Texas A&I	45
0	Texarkana College	20
2	Sam Houston State	8
20	1-9-0	231

Gene White became coach after Bob Shelton stepped down with a six-year record of 16-34-6.

**1929**

**Record: 1-8-1**

**Coach: Gene White**

0	Baylor	88
7	Southwest Texas State	24
0	McMurry	35
6	East Texas State	6
0	North Texas State	31
6	Louisiana Normal	41
0	Texas A&M	54
13	Lon Morris College	13
18	Texarkana College	38
14	Sam Houston State	12
64	1-8-1	356

**1930**

**Record: 1-7-1**

**Coach: Gene White**

0	Southwest Texas State	6
6	Lon Morris College	6
0	East Texas State	13
14	Tarleton State	0
18	McMurry	24
0	West Texas A&M	64
0	Sam Houston State	20
6	North Texas State	13
0	Louisiana Normal	21
64	1-7-1	167

The Lone Star Conference was formed April 25, 1931, from institutions in the old Texas Intercollegiate Athletic Association. Charter members were SFA, East Texas State, North Texas State, Sam Houston State and Southwest Texas State. Championship competition in football began with the 1932 season.

**1931**

**Record: 2-6-0**

**Coach: Gene White**

6	East Texas State	0
0	Lon Morris	19
6	East Texas State	8
0	Southwest Texas State	19
0	Louisiana Normal	18
0	North Texas State	33
7	Texas A&I	46
3	Sam Houston State	0
22	2-6-0	144

Louisiana Normal is now Northwestern State.

**1932**

**Record: 1-7-0 (0-4-0)**

**Coach: Gene White**

0	Trinity	14
6	Southwest Texas State*	25
6	Southwestern Louisiana	19

13	Ouachita Baptist	0
0	Northwestern State	39
0	Sam Houston State*	14
0	East Texas State*	13
0	North Texas State*	31
25	1-7-0, 0-4-0	155

**1933**

**Record: 0-6-1 (0-4-1)**

**Coach: Gene White**

6	East Texas State*	13
0	Southwest Texas State*	26
0	Trinity	13
6	North Texas State*	22
0	Northwestern State	38
0	Southwestern Louisiana	17
6	Sam Houston State*	6
18	0-6-1, 0-4-1	135

**1934**

**Record: 3-3-2 (1-2-1)**

**Coach: Gene White**

10	Lon Morris College	2
6	East Texas State*	13
19	Southwest Texas State*	19
13	Louisiana College	6
0	North Texas State*	14
0	Northwestern State	0
13	Southwestern Louisiana	39
7	Sam Houston State*	6
69	3-3-2, 1-2-1	99

**1935**

**Record: 4-5-0 (3-1-0)**

**Coach: Gene White**

**LONE STAR CONFERENCE CO-CHAMPIONS**

6	Texas A&M	37
0	Southwestern Louisiana	6
6	East Texas State*	18
6	Southwest Texas State*	0
0	Louisiana College	6
9	North Texas State*	7
12	Austin College	25
13	Northwestern State	6
33	Sam Houston State*	0
93	4-5-0, 3-1-0	105

**1936**

**Record: 4-3-1 (2-2-0)**

**Coach: Gene White**

12	Lon Morris College	0
0	East Texas State*	18
14	Southwest Texas State*	7
7	North Texas State*	27
13	Lamar	7
7	Northwestern State	20
7	Texas-Arlington	7
7	Sam Houston State*	7
67	4-3-1, 2-2-0	92

J.E. "Red" Willis became coach after Gene White directed the 'Jacks to their first winning season in 1936 (4-3-1).

**1937**

**Record: 1-6-1 (0-3-1)**

**Coach: J.E. Willis**

6	Southwestern Louisiana	7
0	East Texas State*	33
6	Lamar	10
6	North Texas State*	6
6	Southwest Texas State*	25
2	Northwestern State	0
6	Texas A&I	33
0	Sam Houston State*	8
32	1-6-1, 0-3-1	122

**1938**

**Record: 3-5-1 (1-3-0)**

**Coach: J.E. Willis**

0	Lon Morris College	0
0	Southwestern Louisiana	7
6	Henderson State	0
6	East Texas State*	7
33	Southwest Texas State*	0
6	North Texas State*	21
0	Northwestern State	6
13	Lamar	13
6	Sam Houston State*	13
70	3-5-1, 1-3-0	67

**1939**

**Record: 3-4-2, 1-3-0**

**Coach: J.E. Willis**

0	Lon Morris College	0
0	Southwestern Louisiana	0
7	Henderson State	0
0	East Texas State*	13
0	North Texas State*	14
13	Southwest Texas State*	6
6	Northwestern State	20
0	Texas A&I	0
6	Sam Houston State*	13
45	3-4-2, 1-3-0	66

**1940**

**Record: 4-5-0 (1-3-0)**

**Coach: J.E. Willis**

40	Lon Morris College	0
0	Southwestern Louisiana	6
12	Henderson State	6
7	East Texas State*	27
0	North Texas State*	27
13	Southwest Texas State*	7
14	Northwestern State	7
7	Texas A&I	18
7	Sam Houston State*	27
100	4-5-0, 1-3-0	125

M.A. Baumgarten became coach after J.E. "Red" Willis directed the 'Jacks to a four-year mark of 11-20-4.

**1941**

**Record: 1-6-1 (0-4-0)**

**Coach: M.A. Baumgarten**

6	Trinity	0
13	Henderson State	13
0	East Texas State*	20
0	North Texas State*	28
0	Southwest Texas State*	28
7	Texas A&I	55
13	Sam Houston State*	20
0	Southwestern Louisiana	25
39	1-6-1, 0-4-0	189

**1942-45**

**WORLD WAR II — No Teams**

Houston joined the LSC in 1946. Bill Pierce was the SFA head coach in 1946. Memorial Stadium was built in 1946.

**1946**

**Record: 1-9-0 (0-5-0)**

**Coach: Bill Pierce**

0	Southwestern Louisiana	13
7	Austin College	7
0	East Texas State*	39
0	North Texas State*	9
7	Southwest Texas State*	13
0	Southern Mississippi	7
7	Houston*	16
20	Texas A&I	23
7	Sam Houston State*	20

6	Northwestern State	25
69	1-9-0, 0-5-0	172
Trinity joined the LSC in 1947.		
Ted Jefferies became coach after		
Bill Pierce led SFA to a 1-9-0 record in		
1946.		

**1947**

**Record: 3-6-1 (2-3-1)**

**Coach: Ted Jefferies**

0	Baylor	34
6	Southwestern Louisiana	24
0	Trinity*	0
0	East Texas State*	27
7	North Texas State*	13
0	Southwest Texas State*	20
7	Southern Mississippi	20
25	Houston*	14
15	Texas A&I	7
13	Sam Houston State*	0
73	3-6-1, 2-3-1	159

\*"Teachers" was deleted from SFA's official name.

**1948**

**Record: 7-2-1 (3-2-1)**

**Coach: Ted Jefferies**

36	East Texas Baptist	6
39	Austin College	6
7	Trinity*	7
14	East Texas State*	6
6	North Texas State*	19
0	Southwest Texas State*	3
21	Louisiana College	12
23	Houston*	13
20	Corpus Christi	0
12	Sam Houston State*	0
178	7-2-1, 3-2-1	72

Houston, North Texas and Trinity withdrew from the LSC.

**1949**

**Record: 7-2-0 (2-1-0)**

**Coach: Ted Jefferies**

55	Mexico City College	0
40	Daniel Baker	0
19	East Texas Baptist	7
0	East Texas State*	13
6	North Texas State	25
23	Southwest Texas State*	20
13	Louisiana College	6
12	Corpus Christi	0
51	Sam Houston State*	14
219	7-2-0, 2-1-0	85

**1950**

**Record: 5-5-0 (2-2-0)**

**Coach: Ted Jefferies**

7	East Texas Baptist	0
49	Mexico City College	6
0	Southwestern Univ.	7
6	Louisiana Tech	21
21	Southeastern Louisiana	0
21	Southwest Texas State*	14
13	Southwestern Louisiana	30
7	Sul Ross State*	34
19	East Texas State*	13
6	Sam Houston State*	20
149	5-5-0, 2-2-0	135

Lamar joined the LSC in 1951.

**1951**

**Record: 4-4-1 (2-3-0)**

**Coach: Ted Jefferies**

27	New Mexico A&M	7
14	McNeese State	14
14	Lamar*	26
14	Southeastern Louisiana	6
27	Southwest Texas State*	20

14	Southwestern Louisiana	32
19	Sul Ross State*	34
19	East Texas State*	21
14	Sam Houston State*	0
162	4-4-1, 2-3-0	160

**1952**

**Record: 3-6-0 (1-4-0)**

**Coach: Ted Jefferies**

14	Texas A&I	12
7	McNeese State	25
6	Lamar*	27
7	Southeastern Louisiana	21
10	Southwest Texas State*	20
20	Southwestern Louisiana	19
28	Sul Ross State*	7
7	East Texas State*	54
20	Sam Houston State*	32
119	3-6-0, 1-4-0	217

**1953**

**Record: 1-8-0 (0-5-0)**

**Coach: Ted Jefferies**

6	Texas A&I	7
16	McNeese State	14
14	Lamar*	19
0	Southeastern Louisiana	35
7	Southwest Texas State*	34
7	Southwestern Louisiana	2
14	Sul Ross State*	31
0	East Texas State*	39
14	Sam Houston State*	25
78	1-8-0, 0-5-0	228

Texas A&I joined the LSC.

**1954**

**Record: 6-3-0 (3-3-0)**

**Coach: Ted Jefferies**

40	McNeese State	13
34	Austin College	12
20	Lamar*	7
33	Texas Lutheran	6
6	Southwest Texas State*	7
14	Texas A&I*	7
40	Sul Ross State*	14
21	East Texas State*	25
25	Sam Houston State*	42
233	6-3-0, 3-3-0	133

**1955**

**Record: 5-4-0 (2-4-0)**

**Coach: Ted Jefferies**

15	Northeast Louisiana	6
14	Austin College	6
20	Lamar*	6
64	Texas Lutheran	0
20	Southwest Texas State*	26
12	Texas A&I*	13
13	Sul Ross State*	0
14	East Texas State*	33
6	Sam Houston State*	27
178	5-4-0, 2-4-0	117

Howard Payne admitted to the LSC. Harold Fisher became head coach at SFA after Ted Jefferies became the first Lumberjack mentor to post a winning career record (41-40-3) after nine seasons.

**1956**

**Record: 4-6-0 (3-4-0)**

**Coach: Harold Fischer**

14	Northwestern State	12
7	Northeast Louisiana	21
14	Louisiana Tech	37
26	Lamar*	18
6	Howard Payne*	12
6	Southwest Texas State*	32
13	Texas A&I*	33
9	Sul Ross State*	7

27	East Texas State*	14
0	Sam Houston State*	31
122	4-6-0, 3-4-0	217

**1957**

**Record: 6-4-0 (5-2-0)**

**Coach: Harold Fischer**

7	Northwestern State	20
10	Northeast Louisiana	7
13	Louisiana Tech	19
12	Lamar*	19
20	Howard Payne*	7
20	Southwest Texas State*	13
32	Texas A&I*	0
19	Sul Ross State*	0
12	East Texas State*	19
28	Sam Houston State*	27
173	6-4-0, 5-2-0	131

**1958**

**Record: 2-7-0 (1-6-0)**

**Coach: Harold Fischer**

34	Southern Arkansas	0
12	Northeast Louisiana	14
6	Lamar*	35
7	Howard Payne*	13
13	Southwest Texas State*	19
0	Texas A&I*	7
38	Sul Ross State*	6
12	East Texas State*	48
12	Sam Houston State*	21
134	2-7-0, 1-6-0	163

William "Red" Conkright took over after Harold Fischer and posted a 12-17-0 ledger in three seasons.

**1959**

**Record: 4-6-1 (4-3-0)**

**Coach: William "Red" Conkright**

14	Northwestern State	14
6	Memphis State	25
7	McNeese State	20
14	Southwestern Louisiana	22
6	Lamar*	7
14	Southwest Texas State*	6
33	Sul Ross State*	6
24	Texas A&I*	7
21	Howard Payne*	7
0	Sam Houston State*	6
0	East Texas State*	43
139	4-6-1, 4-3-0	163

**1960**

**Record: 1-10-0 (1-6-0)**

**Coach: William "Red" Conkright**

7	Texas-Arlington	14
0	Northwestern State	14
0	McNeese State	14
0	Southwestern Louisiana	36
0	Lamar*	14
0	Southwest Texas State*	17
7	Sul Ross State*	9
13	Texas A&I*	40
14	Howard Payne*	27
7	Sam Houston State*	16
14	East Texas State*	20
69	1-10-0, 1-6-0	221

**1961**

**Record: 1-9-0 (1-6-0)**

**Coach: William "Red" Conkright**

19	Northwestern State	35
9	Texas Lutheran	13
0	Texas-Arlington	26
22	Lamar*	34
21	Southwest Texas State*	29
13	Sul Ross State*	0
12	Texas A&I*	34
9	Howard Payne*	32
6	Sam Houston State*	41
6	East Texas State*	16
127	1-9-0, 1-6-0	260

Travis "Shorty" Hughes named head coach at SFA after Red Conkright bowed out with a three-year record of 6-25-1.

**1962**

**Record: 1-9-0 (1-6-0)**

**Coach: Travis "Shorty" Hughes**

6	Northwestern State	23
6	Texas Lutheran	21
14	Texas-Arlington	35
12	Lamar*	27
7	Southwest Texas State*	40
8	Sul Ross State*	22
8	Texas A&I*	31
30	Howard Payne*	15
26	Sam Houston State*	29
6	East Texas State*	39
123	1-9-0, 1-6-0	282

**1963**

**Record: 7-3-0 (4-2-0)**

**Coach: Travis "Shorty" Hughes**

10	Northwestern State	0
6	Hardin-Simmons	16
28	Tarleton State	0
27	Lamar*	6
17	Southwest Texas State*	20
34	Sul Ross State*	14
16	Texas A&I*	6
21	Howard Payne*	6
14	Sam Houston State*	13
8	East Texas State*	14
181	7-3-0, 4-2-0	95

Lamar leaves the LSC.

**1964**

**Record: 4-5-0 (3-3-0)**

**Coach: Travis "Shorty" Hughes**

14	Northwestern State	34
17	Tarleton State	3
6	Arkansas State	17
0	Texas A&I*	20
21	Sul Ross State*	0
28	Howard Payne*	12
8	Sam Houston State*	21
15	Southwest Texas State*	21
28	East Texas State*	20
137	4-5-0, 3-3-0	148

**1965**

**Record: 6-3-0 (4-2-0)**

**Coach: Travis "Shorty" Hughes**

35	Angelo State	0
0	at Arkansas State	3
21	Texas A&I*	43
8	at Sul Ross State*	21
25	Howard Payne*	0
14	at Sam Houston State*	13
17	Southwest Texas State*	13
45	McMurry	29
17	at East Texas State*	12
182	6-3-0, 4-2-0	134

McMurry joins the LSC.

**1966**

**Record: 5-3-1 (3-3-1)**

**Coach: Travis "Shorty" Hughes**

21	East Central Oklahoma	0
34	at Angelo State	14
22	at Texas A&I*	21
13	Sul Ross State*	14
0	Howard Payne*	3
21	Sam Houston State*	14
7	at Southwest Texas State*	20
0	at McMurry*	0
24	East Texas State*	7
142	5-3-1, 3-3-1	93

Frank Lane named LSC Outstanding



Lineman.

**1967**

**Record: 4-6-0 (3-4-0)**

**Coach: Travis "Shorty" Hughes**

27	at East Central Oklahoma	14
0	Northeast Louisiana	10
19	at Delta State	21
0	Texas A&I*	16
31	at Sul Ross State*	30
3	Howard Payne*	6
29	at Sam Houston State*	3
13	Southwest Texas State*	14
10	McMurry*	3
10	at East Texas State*	12
142	4-6-0, 3-4-0	129

James Greer named LSC Outstanding Lineman.

**1968**

**Record: 3-7-0 (1-6-0)**

**Coach: Travis "Shorty" Hughes**

46	Angelo State	6
0	at Northeast Louisiana	42
14	Delta State	7
0	at Texas A&I*	33
21	Sul Ross State*	7
20	at Howard Payne*	45
28	Sam Houston State*	30
6	at Southwest Texas State*	43
7	at McMurry*	30
20	East Texas State*	28
162	3-7-0, 1-6-0	271

SFA was granted university status by the 51st Legislature in May 1968.

**1969**

**Record: 7-3-0 (5-2-0)**

**Coach: Travis "Shorty" Hughes**

34	at Angelo State	7
35	at Northwestern State	37
28	Tarleton State	19
25	Texas A&I*	49
34	at Sul Ross State*	7
45	Howard Payne*	21
38	at Sam Houston State*	28
42	Southwest Texas State*	24
63	McMurry*	9
35	at East Texas State*	36
379	7-3-0, 5-2-0	237

The 1969 'Jacks led the NAIA in total offense with 501.80 yards per game.

QB Robert Pearce named LSC Outstanding Back.

Tarleton State and Angelo State join the LSC, with league play in 1970.

**1970**

**Record: 1-9-0 (1-8-0)**

**Coach: Travis "Shorty" Hughes**

7	Northwestern State	9
6	at Howard Payne	35
13	Texas A&I*	14
15	McMurry*	33
21	at Southwest Texas State*	17
25	East Texas State*	34
7	Sul Ross State*	17
28	at Angelo State*	41
13	at Tarleton State*	21
18	Sam Houston State*	25
153	1-9-0, 1-8-0	246

John Levra was named head coach at SFA, replacing "Shorty" Hughes who had a nine-year record of 38-48-1.

**1971**

**Record: 2-8-0 (2-7-0)**

**Coach: John Levra**

7	Northwestern State	18
27	Howard Payne*	38
21	at Texas A&I*	22
29	at McMurry*	30
22	Southwest Texas State*	49
22	at East Texas State*	44
6	at Sul Ross State*	20
13	Angelo State*	41
42	Tarleton State*	7
10	at Sam Houston State*	6
207	2-8-0, 2-7-0	275

Memorial Stadium, opened in 1946, was removed following the season to make way for a new library and classroom buildings and a new stadium. Due to delays, the 'Jacks played their 1972 home games at the Nacogdoches High School Stadium — the former Memorial Stadium. NHS had purchased the Memorial Stadium facilities and relocated them on the northeast edge of the city. McMurry leaves the LSC.

**1972**

**Record: 2-7-0 (2-6-0)**

**Coach: John Levra**

7	at Northwestern State	20
16	at Howard Payne*	24
7	Texas A&I*	26
20	at Southwest Texas State*	24
9	East Texas State*	21
45	Sul Ross State*	17
24	Angelo State*	28
40	at Tarleton State*	18
19	Sam Houston State*	31
187	2-7-0, 2-6-0	209

QB Larry Mayer named LSC Freshman of the Year. Lumberjack Stadium was opened in 1973, seating 14,575, all between the 20-yard lines. Abilene Christian joins the LSC.

**1973**

**Record: 9-3-0 (6-3-0)**

**Coach: John Levra**

17	Cameron	0
9	at Illinois State	7
10	Howard Payne*	34
14	at Texas A&I*	31
50	at Abilene Christian*	57
17	Southwest Texas State*	13
49	at East Texas State*	20
38	at Sul Ross State*	22
21	Angelo State*	14
49	Tarleton State*	28
14	at Sam Houston State*	7
31	Gardner-Webb	10
319	9-3-0, 6-3-0	243

The 1973 Lumberjacks had the greatest season in the 47-year history of SFA football, surpassing the 7-2-1 record of 1948 and the 7-3-0 marks of 1963 and 1969. The 'Jacks make their first postseason appearance with the win in the Poultry Bowl.

**1974**

**Record: 9-2-0 (7-2-0)**

**Coach: John Levra**

35	at Northern Michigan	21
14	at Northwestern State	13
31	at Howard Payne*	17
24	Texas A&I*	28
14	Abilene Christian	10

12	at Southwest Texas State*	7
3	East Texas State*	31
14	Sul Ross State*	7
37	at Angelo State*	31
34	at Tarleton State*	7
26	Sam Houston State*	18
244	9-2-0, 7-2-0	190

The 'Jacks had their second consecutive nine-victory season and made the NAIA Top 20 polls — second after three games, finishing the year fifth.

Dick Munzinger was named head coach of the Lumberjacks, replacing John Levra who had a record of 22-20-0 during his four-year tenure.

**1975**

**Record: 2-8-1 (1-8-0)**

**Coach: Dick Munzinger**

0	at Cameron	0
17	Northwestern State	13
9	Howard Payne*	14
0	at Texas A&I*	49
3	at Abilene Christian*	24
3	Southwest Texas State*	19
0	at East Texas State*	27
35	at Sul Ross State*	13
7	Angelo State*	34
14	Tarleton State*	15
7	at Sam Houston State*	8
95	2-8-1, 1-8-0	216

Charles Simmons became the first SFA alumnus to head the 'Jacks program, taking over for Dick Munzinger who had a one-year record of 2-8-1.

Sul Ross State and Tarleton State withdraw from the LSC.

**1976**

**Record: 1-9-1 (1-6-0)**

**Coach: Charlie Simmons**

14	Sam Houston State (H)	14
0	at Northwestern State	47
10	at Howard Payne*	3
7	Texas A&I*	77
14	Abilene Christian*	51
0	at Southwest Texas State*	34
7	East Texas State*	38
18	Texas Lutheran	35
0	at Angelo State*	26
6	at Cameron	10
7	Sam Houston State*	8
83	1-9-1, 1-6-0	343

H - Astrodome, Houston

**1977**

**Record: 2-8-0 (2-5-0)**

**Coach: Charlie Simmons**

7	Cameron	24
7	at Henderson State	30
6	Northwestern State	20
0	Angelo State*	14
8	at Texas A&I*	36
9	Southwest Texas State*	14
21	at Abilene Christian*	35
31	Howard Payne*	3
0	at East Texas State*	35
17	Sam Houston State*	13
106	2-8-0, 2-5-0	224

Bobby Mitchell led the LSC in rushing with 108.67 yards per game in 1977.

**1978**

**Record: 3-8-0 (3-4-0)**

**Coach: Charlie Simmons**

0	at Nevada-Reno	32
14	Northwestern State	21

18	at Lamar	20
3	Henderson State	15
3	at Angelo State*	15
8	Texas A&I*	32
0	at Southwest Texas State*	9
28	Abilene Christian*	23
20	at Howard Payne*	3
23	East Texas State*	0
13	at Sam Houston State*	37
130	3-8-0, 3-4-0	207

**1979**

**Record: 8-3-0 (5-2-0)**

**Coach: Charlie Simmons**

56	Baker	0
21	at Northwestern State	27
58	Texas Lutheran	0
21	at Henderson State	3
31	Angelo State*	0
10	at Texas A&I*	31
28	Southwest Texas State*	14
27	at Abilene Christian*	21
8	Howard Payne*	0
21	at East Texas State*	31
42	Sam Houston State*	20
313	8-3-0, 5-2-0	147

The Lumberjacks were ranked as high as eighth in the NAIA Division I national poll and finished the season 16th. This was SFA's first national ranking since 1974.

SFA's "Junkyard Dog" defense tied records set in 1925 and 1926 with four shutouts. Charlie Simmons was named LSC Coach of the Year.

Tailback Paul Hood set school records while leading the LSC with 1,332 yards rushing and 104 points. He was named the LSC's Outstanding Back and joined defensive tackle Ron Haynes in earning All-America honors.

**1980**

**Record: 4-6-0 (4-3-0)**

**Coach: Charlie Simmons**

3	Northwestern State	22
7	Henderson State†	3
21	Lamar	45
7	at Angelo State*	35
14	Texas A&I*	0
20	at Southwest Texas State*	34
24	Abilene Christian*	23
31	at Howard Payne*	7
7	East Texas State*	44
23	at Sam Houston State*	6
157	4-6-0, 4-3-0	219

† - Game later forfeited

SFA and the LSC join NCAA Division II and leave NAIA.

**1981**

**Record: 1-10-0 (0-7-0)**

**Coach: Charlie Simmons**

14	Mississippi College	17
13	at Northwestern State	42
24	Southeastern Louisiana	33
13	at Lamar	10
13	Angelo State*	38
10	at Texas A&I*	41
6	Southwest Texas State*	38
0	at Abilene Christian*	31
6	Howard Payne*	14
6	at East Texas State*	30
17	Sam Houston State*	18
122	1-10-0, 0-7-0	312

Jim Hess named head coach and athletic director at SFA, replacing Charlie Simmons who had a six-year record of 19-44-1.

**1982**

**Record: 6-5-0 (4-3-0)**

**Coach: Jim Hess**

17	Prairie View A&M	0
14	Lamar	24
14	Northwestern State	28
30	at Southeastern Louisiana	0
24	at Angelo State*	30
35	Texas A&I*	21
21	at Southwest Texas State*	31
17	Abilene Christian*	24
27	at Howard Payne*	10
17	East Texas State*	14
40	at Sam Houston State*	6
256	6-5-0, 4-3-0	188

DE Melvin White named LSC Freshman of the Year.

**1983**

**Record: 7-4-0 (5-2-0)**

**Coach: Jim Hess**

37	Prairie View A&M	6
23	at Lamar	24
29	Mississippi College	36
27	at Northwestern State	25
14	Angelo State*	10
41	at Texas A&I*	14
27	Southwest Texas State*	24
10	at Abilene Christian*	24
17	Howard Payne*	10
21	at East Texas State*	23
27	Sam Houston State*	10
273	7-4-0, 5-2-0	206

The Gulf Star Conference was formed Sept. 26, 1983, with six members including three schools from Texas and three from Louisiana. Charter members were SFA, Southwest Texas State, Sam Houston State, Northwestern State, Southeastern Louisiana and Nicholls State.

**1984**

**Record: 7-3-1 (1-3-1)**

**Coach: Jim Hess**

17	Delta State	10
43	Prairie View A&M	14
7	at Sam Houston State*	20
17	Texas A&I	0
37	at Abilene Christian	21
27	at Texas-Arlington	21
38	Howard Payne	0
21	Nicholls State*	25
21	at Southeastern Louisiana*	25
7	at Southwest Texas State*	24
22	Northwestern State*	18
257	7-3-1, 1-3-1	174

**1985**

**Record: 9-2-0 (4-1)**

**Coach: Jim Hess**

**GULF STAR CONFERENCE**

**CO-CHAMPIONS**

29	at Delta State	12
55	Texas Southern	12
28	at Texas A&I	21
42	Alcorn State	12
21	Abilene Christian	22
20	at Nicholls State*	10
59	at Central Florida	24
27	Southeastern Louisiana	12
21	Sam Houston State*	28
43	Southwest Texas State*	21
19	at Northwestern State*	10
364	9-2-0, 4-1-0	184

The 9-2 and 4-1 records for the 1985 season were new marks for SFA in both regular season and conference play, eclipsing the 3-1 conference record in 1935 and the 9-3 season in

1973.

SFA officially began competition at the NCAA Division I-AA level Sept. 1, 1986.

The football stadium was officially named Homer Bryce Stadium by the SFA Board of Regents, honoring a member of the board who had been a longtime benefactor of the university.

Southeastern Louisiana drops football as a varsity sport.

**1986**

**Record: 5-6-0 (1-3-0)**

**Coach: Jim Hess**

29	at Alcorn State	12
46	Prairie View A&M	14
38	Lamar	25
36	West Texas A&M	31
27	at Nevada-Reno	34
14	Nicholls State*	20
17	at Southwestern Louisiana	28
7	at Northeast Louisiana	28
26	at Sam Houston State*	30
28	at Southwest Texas State*	34
28	Northwestern State*	14
296	5-6-0, 1-3-0	270

The 1986 season was the final one for SFA in the GSC. SFA, along with Sam Houston State, Southwest Texas State and Northwestern State withdrew from the GSC to join the Southland Conference. The official move to the SLC began with the 1987 season.

The 1987 season marked the first year of competition in the Southland Conference for SFA.

**1987**

**Record: 3-7-1 (1-5-0, T6th)**

**Coach: Jim Hess**

7	at West Texas A&M	3
13	Prairie View A&M	13
8	at McNeese State*	20
26	at Lamar	28
0	Eastern Washington	3
24	at Nicholls State (15)	21
9	at Nevada-Reno	7
14	North Texas* (5)	16
17	Sam Houston State*	31
3	Southwest Texas State*	7
21	at Northwestern State*	33
142	3-7-1, 1-5-0	182

Jim Hess picks up career victory 100 in SFA's 7-3 win over West Texas A&M.

**1988**

**Record: 10-3-0 (5-1-0, 2nd)**

**Coach: Jim Hess**

7	at Southern Mississippi	21
38	Prairie View A&M	3
26	Lamar	14
27	at Southwest Texas State*	10
20	at Northeast Louisiana (9)	3
17	(14) at Sam Houston State	10
48	(11) Eastern Washington	10
17	(9) North Texas* (1)	10
30	(3) Nicholls State	7
20	(1) McNeese State*	3
17	(1) Northwestern St.* (10)	20
NCAA Division I-AA Playoffs		
24	(9) Jackson State (5)	0
6	(9) at Georgia Southern (2)	27
297	10-3-0, 5-1-0	138

The 'Jacks set a school record for most wins (10) in a season in 1988. SFA spent nine weeks in the I-AA Top 20 and were ranked number one for two

of those weeks. SFA finished the year ranked ninth.

Following the season, head coach Jim Hess retired to become full-time athletic director. Hess finished his seven-year career as the winningest coach in SFA history with a mark of 47-30-2. Lynn Graves was named to fill the head coach's position after spending 13 seasons with SFA as an assistant coach.

**1989**

**Record: 12-2-1 (5-0-1, 1st)**

**Coach: Lynn Graves**

**SOUTHLAND CONFERENCE CHAMPIONS**

41	(17) at Jackson State (9)	28
12	(17) at Boise State (12)	23
24	(17) Nicholls State	7
44	(14) at Lamar	20
32	(12) Southwest Texas St.*	21
35	(10) at North Texas* (16)	16
42	(5) at McNeese State*	14
42	(5) at Eastern Washington	36
45	(4) Sam Houston State*	7
66	(3) Northeast Louisiana*	45
17	(3) at Northwestern State*	17

**NCAA Division I-AA Playoffs**

59	(3) Grambling State (13)	56
55	(3) Southwest Missouri (9)	25
21	(3) at Furman (2)	19
34	(3) at Georgia Southern (1)	37
569	12-2-1, 5-0-1	371

( ) I-AA National Ranking

The 1989 season was the most successful in SFA history. SFA's 12 wins were the most for a Lumberjack team in a single season, and the Southland Conference title was the first outright conference football championship in school history. The Lumberjacks also became the first team in school history to play for a national championship, but lost at Georgia Southern in the I-AA title game before a national television audience (ESPN). SFA finished the season ranked third in the NCAA I-AA poll, the highest final ranking ever for a Lumberjack team.

Quarterback Todd Hammel established SFA marks for passing and total offense and won the I-AA passing efficiency title (162.84). Larry Centers set the SFA record for most rushing yards in a season and career all-purpose yards.

SFA led all I-AA teams in punt return yardage (13.37 ypr). The 'Jacks also were second in passing offense (362.2 ypg), third in scoring offense (36.6 ypg) and rushing defense (487.0 ypg).

Lynn Graves was named the Southland Conference Coach of the Year. Athletic Director Jim Hess resigned following the season to become head coach at New Mexico State and Steve McCarty was named to succeed him.

**1990**

**Record: 1-10-0 (1-5-0, 7th)**

**Coach: Lynn Graves**

10	(2) at Boise State (12)	14
24	(2) Angelo State	28
41	at Nicholls State†	23
30	Jackson State	39
0	at Southwest Texas State*	24
24	North Texas*	31
3	at Sam Houston State*	23
22	at Louisiana Tech	31
30	McNeese State*	9
3	at Northeast Louisiana*	10
3	Northwestern State*	20
190	1-10-0, 1-5-0	252

† Game later forfeited  
( ) I-AA National Ranking

Nicholls State joins the SLC effective in 1991.

**1991**

**Record: 2-8-1 (1-5-1, 8th)**

**Coach: Lynn Graves**

50	Arkansas-Monticello	9
16	at Jackson State	31
7	at Boise State (5)	38
9	Youngstown State	16
15	Southwest Texas State*	31
14	at North Texas*	18
0	at Nicholls State*	26
13	Sam Houston State* (5)	3
7	at McNeese State* (19)	7
20	Northeast Louisiana* (19)	48
0	at Northwestern State*	52
151	2-8-1, 1-5-1	279

( ) I-AA National Ranking

On Dec. 4, 1991, John Pearce became the 15th head football coach at SFA, replacing Lynn Graves with a three-year record of 15-20-2.

**1992**

**Record: 3-8-0 (1-6-0, 7th)**

**Coach: John Pearce**

24	Arkansas-Monticello	6
6	at Montana State	13
41	Jackson State	26
20	Boise State	24
14	at Southwest Texas* (18)	17
11	North Texas*	21
21	Nicholls State*	6
23	at Sam Houston State*	34
3	McNeese State* (14)	28
22	at Northeast Louisiana* (1)	41
10	Northwestern State*	24
195	3-8-0, 1-6-0	240

( ) I-AA National Ranking

**1993**

**Record: 8-4-0 (5-2-0, 3rd)**

**Coach: John Pearce**

30	Idaho (7)	38
35	Youngstown State (2)	15
49	(22) Livingston	28
30	(18) at Boise State	7
24	(13) at Sam Houston State*	20
35	(10) Nicholls State*	21
10	(10) @NE Louisiana* (12)	26
20	(16) McNeese State* (9)	21
29	(22) at North Texas*	27
29	(19) Southwest Texas*	7
51	(17) at Northwestern St.*	20

**NCAA Division I-AA Playoffs**

20	(14) at Troy State (1)	42
362	8-4-0, 5-2-0	272

( ) I-AA National Ranking

The 1993 season record of 8-4 was the fifth-best in SFA history. SFA spent 11 weeks in the Top 25 and were in the Top 10 for two weeks. The Lumberjacks finished the year ranked 14th.

After being picked to finish seventh in the SLC during the preseason, SFA made its first appearance in the NCAA I-AA Playoffs since 1989, losing on the road at top-ranked Troy State in the first round.

The "Overland Express" offense set the SFA single-season rushing mark with 2,913 yards.

FS Cedric Walker was a consensus All-America selection, leaving SFA as the Lumberjack career interceptions king with 25. The Lufkin native became just the second player in SLC history to be named a four-time first team All-SLC

selection.

Northeast Louisiana leaves the SLC in football.

1994

Record: 6-3-2 (4-1-1, 3rd)

Coach: John Pearce

Table with 2 columns: Rank and Opponent. Rows include Youngstown St., Montana State, Cal State Sacramento, Idaho, Sam Houston St., Nicholls State, Henderson State, McNeese State, North Texas, Southwest Texas St., Northwestern State, and I-AA National Ranking.

SFA finished the season ranked 21st in the country, but missed the playoffs. The 'Jacks fell only three seconds short of their second straight appearance in the I-AA Playoffs.

The Lumberjack offense was once again one of the most explosive in the nation, while the SFA defensive unit ranked fourth in the nation against the run.

OT Octus Polk and DT Chris Roberson earned All-America honors.

CB Terrance Shaw became the highest Lumberjack ever picked in the NFL draft, going to San Diego with the second pick of the second round.

North Texas leaves the SLC in football.

1995

Record: 11-2 (4-1, 2nd)

Coach: John Pearce

Table with 2 columns: Rank and Opponent. Rows include Northern Iowa, Youngstown State, Angelo State, Henderson State, Sam Houston State, Nicholls State, Samford, McNeese State, Southwest Texas, Northwestern State, Eastern Illinois, Appalachian State, Montana, and I-AA National Ranking.

The 1995 Lumberjacks posted the best season by winning percentage in school history with a regular-season mark of 9-1 (.900) and an overall tally of 11-2 (.846).

The 'Jacks finished the season ranked fourth in the final I-AA poll and remained ranked for 40 consecutive polls over three seasons, one of just eight teams to do so.

RB Leonard Harris rushed for 1,081 yards and became the 'Jacks all-time career rusher with 3,771 yards. QB James Ritchey became the third leading passer in SFA history with 5,436 yards.

The 'Jacks were ranked in the top 20 in six statistical categories, including eighth in scoring defense (12.6 ppg, regular season).

OT Joey Wylie, OG Lee Kirk and SS Damiyon Bell were selected as first team All-Americans.

The Southland Conference dropped football, and teams formed the Southland Football League with the addition of Troy State (1996) and Jacksonville State (1997).

1996

Record: 7-4 (3-3, 3rd)

Coach: John Pearce

Table with 2 columns: Rank and Opponent. Rows include Eastern New Mexico, Delta State, Northern Iowa, Troy State, Sam Houston State, Nicholls State, Samford, McNeese State, Jacksonville State, Southwest Texas St., Northwestern State, and I-AA National Ranking.

Injuries killed the Lumberjacks down the stretch. By season's end, seven starters were out or played with injuries requiring postseason surgery.

The 'Jacks finish the season ranked 21st in the final I-AA poll and remained ranked for 55 consecutive polls over four seasons, one of just four teams to do so.

WR Michael Pearce finished his career second on the all-time receptions list with 157 catches. WR Chris Jefferson finished his career third in receiving yardage with 2,571 yards.

RB Pat House became the sixth 'Jack to post a 1,000-yard season with his 1,039 yards in 10 games.

LB Jeremiah Trotter was selected as a first-team All-American.

1997

Record: 8-3 (5-2, 3rd)

Coach: John Pearce

Table with 2 columns: Rank and Opponent. Rows include West Texas A&M, Delta State, Montana, New Hampshire, Jacksonville State, Troy State, McNeese State, Southwest Texas, Sam Houston, Nicholls State, Northwestern State, and I-AA National Ranking.

Two losses during the last three games by the Lumberjacks kept SFA from another NCAA post season play-off bid. While the Lumberjacks were perfect at home in 1997, they managed only a 1-3 record away from Homer Bryce Stadium.

There were bright spots for the Lumberjacks in the 1997 season. SFA remained one of only two teams to be ranked every week in the Division I-AA football polls. Only SFA and Montana were ranked every week since September 1993. John Pearce moved into second place on the all-time wins list at SFA.

Senior Mikhael Ricks and junior Jeremiah Trotter were named consensus All-America selections. Ricks also was invited to play in the Blue-Gray Classic in Mobile, Ala., and was named the MVP of that game. He also set a new NCAA record with 28.9 yards per reception during the 1997 season.

Both Ricks and Trotter were drafted

in the NFL draft. Ricks was taken in the second round by the San Diego Chargers, and Trotter was taken in the third round by the Philadelphia Eagles.

1998

Record: 3-8 (2-4, 7th)

Coach: John Pearce

Table with 2 columns: Rank and Opponent. Rows include Montana, Tarleton State, Northeast Louisiana, Northern Iowa, Jacksonville State, Troy State, McNeese State, Southwest Texas, Sam Houston State, Nicholls State, Northwestern State, and I-AA National Ranking.

The Lumberjacks suffered their first losing season in five years with 1998's 3-8 year. SFA also fell out of the Sports Network Top 25 for the first time since September 1993.

Chad Stanley earned All-America honors, marking the third-straight year that SFA had placed at least one player on an All-America team. Stanley led the nation in punting with his SFA record average of 46.6 yards per punt.

Coach John Pearce closed out his SFA career one win shy of Jim Hess' 47 wins as the most in school history.

Coach Mike Santiago was named the Lumberjacks' head coach on December 15, 1998.

1999

Record: 8-3 (6-1, T 1st)

Coach: Mike Santiago

SOUTHLAND FOOTBALL LEAGUE

Table with 2 columns: Rank and Opponent. Rows include Abilene Christian, Utah State, Southwest Texas, New Hampshire, McNeese State, Sam Houston State, Nicholls State, Jacksonville State, Troy State, Wingate, Northwestern St., and I-AA National Ranking.

SFA posted one of the best turnarounds in the nation in 1999 by recording an 8-3 mark and claiming a share of the SFL title, their first since 1989.

The 'Jacks also returned to the national rankings following the mid-season win over Sam Houston State, finishing the season ranked 22nd in the nation.

RB KaRon Coleman led the nation in punt returns, averaging 20.4 yards per return, while the offensive unit ranked among the top five in the nation in punt returns, takeaway-giveaway, and fewest turnovers.

The 'Jacks also led the SFL in rushing offense and scoring offense, finishing among the top 20 in the country in both of those categories.

Mike Santiago joined Jim Hess as the only head coaches in SFA history to take over teams with losing records and post winning records the following season. His 8-3 record in his first season is second only to Lynn Graves'

12-2-1 record in his first season in 1989.

2000

Record: 6-5 (3-4, 5th)

Coach: Mike Santiago

Table with 2 columns: Rank and Opponent. Rows include Central Oklahoma, Texas A&M-Commerce, Louisiana Tech, Northern Iowa, McNeese State, Sam Houston State, Nicholls State, Jacksonville State, Troy State, Southwest Texas, Northwestern State, and I-AA National Ranking.

SFA started the 2000 season as the defending SFL Champions and ranked in the top 20 in the nation. However, two close games against Division II schools gave the 'Jacks a glimpse of the struggles ahead for the 2000 season.

RB Derrick Blaylock stepped into the shoes of KaRon Coleman and turned in the second-best rushing season ever by an SFA back with 1,382 yards. However, a defensive unit that gave up 366.5 yards per game of offense to their opponents proved to be the team's Achilles heel.

SFA did record several firsts with their first ever overtime game, overtime win and the program's first win over a Division I opponent (Louisiana Tech). David Crocker also became the first ever 'Jack DB to return two interceptions for touchdowns in a single season.

2001

Record: 6-5 (4-2, 3rd)

Coach: Mike Santiago

Table with 2 columns: Rank and Opponent. Rows include Portland State, Northern Arizona, CS-Northridge, Indiana State, McNeese State, Jacksonville St., Sam Houston State, Nicholls State, Southwest Texas, Northwestern St., Texas Tech, and I-AA National Ranking.

The 2001 season ended the same way it began with a pair of losses. Sandwiched between was a 6-1 streak that saw SFA enter the final conference game of the season with a chance to win a share of the SFL title. The season ended with a tough 58-3 loss to Texas Tech after a mid-September game when Northern Iowa was wiped off the schedule due to the terrorist attacks on 9/11.

QB Wes Pate threw for 2,626 yards on the season, the second-highest single season total in SFA history. SS David Crocker also recorded 27 tackles in the loss to Northwestern State and ended the season with a team-high 112 tackles.

It also marked the first time since the 1991-92 seasons that the 'Jacks went two-straight years without winning more than six games.

**2002**

**Record: 6-5 (3-3, 3rd)**  
**Coach: Mike Santiago**

23	at Portland State (17)	31
30	Montana State (19)	13
55	Henderson State	7
24	at Northern Iowa (6)	31
52	Southern Utah	6
17	at Nicholls State* (23)	14
7	(23) Sam Houston State*	10
36	at Jacksonville State*	28
13	McNeese State* (2)	42
30	at Southwest Texas*	21
35	Northwestern State* (12)	42
322	6-5, 3-3	245

( ) I-AA National Ranking

SFA returned to the national rankings for only one week in 2002 at number 23 after a win against Nicholls State. The 'Jacks ended the year in a tie for third place in the SLC race with Nicholls State at 3-3. The 'Jacks posted their fourth-straight winning season under head coach Mike Santiago.

**2003**

**Record: 7-4 (4-1, 2nd)**  
**Coach: Mike Santiago**

23	(23) @ UL-Monroe	21
21	(17) @ Southern Utah	22
24	Northern Iowa	38
60	Alcorn State	7
13	Portland State	21
35	@ Florida International	13
34	@ Sam Houston*	31
44	Texas State*	27
17	@ McNeese State*(1)	20
28	Nicholls State*	16
44	@ Northwestern State*	14
343	7-4, 4-1	230

( ) I-AA National Ranking

SFA opened 2003 ranked in the top 25 and rose as high as 17th following a win against Division I-A UL-Monroe before back-to-back losses to unranked Southern Utah and Northern Iowa knocked them out of the poll. The Jacks went 4-1 in SLC play to finish the year at 7-4, posting its fifth straight winning season under Santiago. The 'Jacks only loss in conference play was to number-one ranked McNeese State in Lake Charles. WR Chance Dennis was named the SLC Freshman of the Year, marking the second-straight year a Lumberjack received the honor. The 2003 season also saw the opening of the newly refurbished press box and luxury suites at Homer Bryce Stadium.

**2004**

**Record: 6-5 (1-4, T5th)**  
**Coach: Mike Santiago**

30	(16) Henderson State	14
24	(15) Northern Arizona (13) ot	17
24	(13) @ Northern Iowa (7)	21
24	(5) Southern Utah	21
24	(5) Florida International	31
22	(10) @ UC Davis (21)	19
14	(8) @ Texas State*	17
28	(13) Sam Houston State* (8)	31
23	(18) @ Nicholls State*	41
55	McNeese State*	7
16	Northwestern State* (16)	37
284	6-5, 1-4	256

( ) I-AA National Ranking

SFA opened the season ranked No. 16 in the nation and climbed as high as No. 5 following the win against Northern Iowa, but losses to Sam Houston State and Nicholls State late in the year ended

SLC title hopes and knocked SFA out the top-25 rankings after nine weeks in the poll.

WR Tony Tompkins moved to second on the all-time all-purpose yardage list after a 33-game career. QB Michael Williams wrapped up his career fifth on the all-time passing yardage and touchdown pass lists. Santiago's contract was not renewed following the season, and Robert McFarland was hired to take over the program Dec. 13, 2004.

**2005**

**Record: 5-6 (1-5, 7th)**  
**Coach: Robert McFarland**

49	Henderson State	38
6	@Montana State (16)	42
63	Western Illinois	36
40	@Southern Utah	17
27	Nicholls State (OT)	21
23	(24) @McNeese State~* (25)	33
24	@Sam Houston State*	52
23	SE Louisiana*	45
27	UC Davis (21)	17
21	Texas State* (7)	38
21	@Northwestern State*	41
324	5-6, 1-5	380

( ) I-AA National Ranking

~Game was played at Cajun Stadium in Lafayette, La.

Central Arkansas accepted an invitation into the Southland Conference and began its transition to the NCAA Division I-AA level.

**2006**

**Record: 4-7 (4-2, T2nd)**  
**Coach: Robert McFarland**

7	@Tulsa	45
14	Delta State	17
10	@Arizona	28
35	Central Arkansas	37
9	North Dakota St. (11)	17
24	@Texas State*	13
17	McNeese State*	20
35	@SE Louisiana*	10
17	Sam Houston State*	21
16	@Nicholls State*	13
20	Northwestern State*	11
204	4-7, 4-2	232

( ) I-AA National Ranking

Following the season, senior Keldrick Holman was also named third-team All-America by the Associated Press. Head coach Robert McFarland stepped down at the conclusion of the season and was replaced by J.C. Harper.

**2007**

**Record: 0-11 (0-7, 8th)**  
**Coach: J.C. Harper**

24	Tarleton State (OT)	27
18	@North Dakota State (4)	28
13	Western Illinois (19)	34
0	@South Dakota State	45
3	@Southeastern Louisiana*	21
16	Nicholls State* (16)	17
29	@Texas State*	52
17	Sam Houston State*	45
20	McNeese State*	49
23	@Central Arkansas*	35
12	@Northwestern State*	31
175	0-11, 0-7	384

( ) I-AA National Ranking

**2008**

**Record: 4-8 (2-5, T6th)**  
**Coach: J.C. Harper**

56	Langston	19
7	@TCU	67

14	@Western Illinois	34
48	South Dakota State (20)	50
48	Southeastern Louisiana*	45
49	Kentucky Wesleyan	0
50	@Nicholls State*	39
21	Texas State*	62
31	@Sam Houston State*	34(OT)
31	@McNeese State*	42
41	Central Arkansas*	49
24	Northwestern State*	34
420	4-8, 2-5	475

( ) FCS National Ranking

Following the season, defensive end Tim Knicky was named third-team AP All-American, and honorable mention Sports Network All-America. Wide receiver Dominique Edison received third-team Sports Network All-America honors, while Contrevious Parks garnered honorable mention All-America honors from the Sports Network.

Edison was a also sixth-round (#206) draft selection by Tennessee Titans, becoming the 25th Lumberjack taken in the NFL draft.

**2009**

**Record: 10-3 (6-1, T1st)**  
**Coach: J.C. Harper**

23	@SMU	31
92	Texas College	0
40	@Western Illinois	30
65	North Dakota	31
16	McNeese State* (7)	13
33	(20) @Central Arkansas* (10)	30
42	(15) Sam Houston State*	3
7	(11) @Texas State*	28
31	(15) Nicholls*	27
41	(15) @SE Louisiana*	10
19	(15) @Northwestern State*	10
NCAA Division I FCS Playoffs		
44	(12) East. Washington (13)	33
0	(12) @Montana (3)	51
453	10-3, 6-1	297

( ) FCS National Ranking

Led by the nation's top passing offense, SFA won more games in 2009 than it had in the three previous seasons. Only two years removed from the an 0-11 campaign, 2009 SLC Coach of the Year J.C. Harper guided the 'Jacks to 10 wins and a share of the Southland Conference title. The '09 season marked the school's first conference crown in 10 years, and its first trip to the NCAA FCS Playoffs since 1995. SFA advanced to the second round of the playoffs, and finished the season ranked among the nation's top 10 in all the major polls.

Following the season quarterback Jeremy Moses was named SLC Player of the Year, defensive end Tim Knicky was named SLC Defensive Player of the Year and corner back Andre Banks was named league newcomer of the year.

**2010**

**Record: 9-3 (6-1, 1st)**  
**Coach: J.C. Harper**

7	(8) @Texas A&M	48
59	(10) Albany	14
22	(10) @Northern Iowa (13)	20
71	(6) Lamar	3
32	(5) @McNeese State*	27
30	(5) Central Arkansas*	7
31	(5) vs. Sam Houston St.*	28
24	(4) Texas State*	27
48	(10) @Nicholls*	13
51	(8) SE Louisiana	14
36	(5) Northwestern State*	13

NCAA Division I FCS Playoffs

24	(3) Villanova (10)	54
435		268

The 2011 season was a historical one for SFA. It marked the first time in program history that a Lumberjack squad had won back-to-back conference titles. SFA led the nation's in passing offense for a second consecutive year (362.2 ypg). Following the season five Lumberjacks received All-America honors, led by quarterback Jeremy Moses who was named the Walter Payton Award winner, becoming the first school and Southland Conference player to receive the honor. Moses finished his career as the school and conference all-time leader in completions, pass yards, yards of total offense and touchdown passes, and also set a new NCAA FCS career record for completions (1,184).

**2011**

**Record: 6-5 (5-2, 3rd)**  
**Coach: J.C. Harper**

82	(17) McMurry	6
23	(16) Northern Iowa (4)	34
0	(19) @Baylor (19)	48
26	(22) Texas State	35
28	@Central Arkansas*	38
10	vs. Sam Houston St.* (11)	45
57	@Nicholls*	21
31	McNeese State*	17
69	@Lamar*	10
28	SE Louisiana*	20
33	@Northwestern State*	0
387		274

Following a 1-5 start, the Lumberjacks rallied to win their final five games of the year to record the third-straight winning season. Junior defensive end Willie Jefferson set school and SLC single-game records for sacks on his way to being named conference newcomer of the year. Following the season Jefferson, George Bias and Gralyn Crawford each garnered All-America recognition.

**2012**

**Record: 5-6 (4-3, T4th)**  
**Coach: J.C. Harper**

49	Southwestern Oklahoma	14
0	@SMU	52
35	(3) @Montana State	43
37	@Texas State	41
42	(14) Central Arkansas*	37
43	vs. (9) Sam Houston State*	51
44	Nicholls State*	10
24	@McNeese State*	35
40	Lamar*	26
27	@SE Louisiana*	42
34	Northwestern State*	17

Following the season 17 Lumberjacks were named to the All-SLC teams. Among those 17, Josh Aubrey, Willie Jefferson, Cordell Roberson and John Steel were named to numerous All-America teams. Roberson closed out his career as the school's all-time leading receiver, and was named a finalist for the 2013 Walter Payton Award.

# Series vs. SLC Teams

TEAM	SFA WINS	OPP WINS	TIES	PCT	FIRST MET
Central Arkansas	3	4	0	.429	2006
McNeese State	13	17	2	.438	1951
Nicholls State †	22	7	0	.759	1984
Northwestern State	24	42	3	.370	1924
Sam Houston State	35	50	2	.414	1923
SE Louisiana	9	6	1	.594	1950
Texas State	29	57	1	.339	1923
^Jacksonville State	6	1	0	.857	1996
^Troy State	3	3	0	.600	1993
<b>TOTALS</b>	<b>141</b>	<b>167</b>	<b>9</b>	<b>.459</b>	

† 1990 contest won by SFA 41-23, but was later forfeited.

^ Inactive members of the SLC.

<b>ABILENE CHRISTIAN (6-8-0)</b>	
1973.....	L..... 57-50
1974 *.....	W..... 14-10
1975.....	L..... 24-3
1976 *.....	L..... 51-14
1977.....	L..... 35-21
1978 *.....	W..... 28-23
1979.....	W..... 27-21
1980 *.....	W..... 24-23
1981.....	L..... 31-0
1982 *.....	L..... 24-17
1983.....	L..... 24-10
1984.....	W..... 37-21
1985 *.....	L..... 22-21
1999 *.....	W..... 51-34
<b>ALBANY (1-0-0)</b>	
2010 *.....	W..... 59-14
<b>ALEXANDER COLLEGE (0-1-0)</b>	
1923 *.....	L..... 40-0
<b>ANGELO STATE (9-11-0)</b>	
1965 *.....	W..... 35-0
1966.....	W..... 34-14
1968 *.....	W..... 46-6
1969.....	W..... 34-7
1970.....	L..... 41-28
1971 *.....	L..... 41-13
1972 *.....	L..... 28-24
1973.....	W..... 21-14
1974.....	W..... 37-31
1975 *.....	L..... 34-7
1976.....	L..... 26-0
1977 *.....	L..... 14-0
1978.....	L..... 15-3
1979 *.....	W..... 21-0
1980.....	L..... 35-7
1981 *.....	L..... 38-13
1982.....	L..... 30-24
1983 *.....	W..... 14-10
1990 *.....	L..... 28-24
1995 *.....	W..... 17-3
<b>ALCORN STATE (3-0-0)</b>	
1985 *.....	W..... 42-12
1986.....	W..... 29-12
2003 *.....	W..... 60-7
<b>APPALACHIAN STATE (1-0-0)</b>	
1995.....	W..... 27-17
<b>ARKANSAS STATE (0-2-0)</b>	
1964 *.....	L..... 17-6
1965.....	L..... 3-0
<b>ARKANSAS-MONTICELLO (2-0-0)</b>	
1991 *.....	W..... 50-9
1992 *.....	W..... 24-6
<b>ARIZONA (0-1-0)</b>	
2006.....	L..... 28-10

<b>AUSTIN COLLEGE (4-1-0)</b>	
1935.....	L..... 25-12
1946.....	W..... 20-7
1948.....	W..... 39-6
1954.....	W..... 34-12
1955.....	W..... 14-6
<b>BAKER (1-0-0)</b>	
1979 *.....	W..... 56-0
<b>BAYLOR (0-4-0)</b>	
1928.....	L..... 30-0
1929.....	L..... 88-0
1947.....	L..... 34-0
2011.....	L..... 48-0
<b>BOISE STATE (1-4-0)</b>	
1989.....	L..... 23-12
1990.....	L..... 14-10
1991.....	L..... 38-7
1992 *.....	L..... 24-20
1993.....	W..... 30-7
<b>CAL STATE SACRAMENTO (1-0-0)</b>	
1994 *.....	W..... 40-15
<b>CAL STATE NORTHRIDGE (1-0-0)</b>	
2001 *.....	W ot..... 30-27
<b>CAMERON (OKLA.) (1-2-1)</b>	
1973 *.....	W..... 17-0
1975.....	T..... 0-0
1976.....	L..... 10-6
1977 *.....	L..... 24-7
<b>CENTRAL ARKANSAS (3-4-0)</b>	
2006 *.....	L..... 37-35
2007.....	L..... 35-23
2008 *.....	L..... 49-41
2009.....	W..... 33-30
2010 *.....	W..... 30-7
2011.....	L..... 38-28
2012 *.....	W..... 42-37
<b>CENTRAL FLORIDA (1-0-0)</b>	
1985.....	W..... 59-24
<b>CENTRAL OKLAHOMA (1-0-0)</b>	
2000 *.....	W ot..... 38-31
<b>CORPUS CHRISTI (2-0-0)</b>	
1948.....	W..... 20-0
1949.....	W..... 12-0
<b>CENTER HIGH SCHOOL (1-0-0)</b>	
1923.....	W..... 120-0
<b>DANIEL BAKER (1-0-0)</b>	
1949.....	W..... 40-0
<b>DELTA STATE (5-2-0)</b>	
1967.....	L..... 21-19

1968 *.....	W..... 14-7
1984 *.....	W..... 17-10
1985.....	W..... 29-12
1996 *.....	W..... 47-16
1997 *.....	W..... 35-17
2006 *.....	L..... 17-14
<b>EAST TEXAS STATE (Texas A&amp;M-Commerce) (13-43-1)</b>	
1924.....	L..... 12-2
1926.....	W..... 14-0
1927.....	W..... 21-0
1928.....	L..... 25-0
1929.....	T..... 6-6
1930.....	L..... 13-0
1931.....	W..... 6-0
1932.....	L..... 13-0
1933.....	L..... 13-6
1934.....	L..... 13-6
1935.....	L..... 18-6
1936.....	L..... 18-0
1937.....	L..... 33-0
1939.....	L..... 13-0
1940.....	L..... 27-7
1941.....	L..... 20-0
1946.....	L..... 39-0
1947.....	L..... 27-0
1948.....	W..... 14-6
1949.....	L..... 13-0
1950.....	W..... 19-13
1951.....	L..... 21-19
1952.....	L..... 54-7
1953.....	L..... 39-0
1954.....	L..... 25-21
1955.....	L..... 33-14
1956.....	W..... 27-14
1957.....	L..... 19-12
1958.....	L..... 48-12
1959.....	L..... 43-0
1960.....	L..... 20-14
1961.....	L..... 16-6
1962.....	L..... 39-6
1963.....	L..... 14-8
1964.....	W..... 28-20
1965.....	W..... 17-12
1966 *.....	W..... 24-7
1967.....	L..... 12-10
1968 *.....	L..... 28-20
1969.....	L..... 36-35
1970 *.....	L..... 34-25
1971.....	L..... 44-22
1972 *.....	L..... 21-9
1973.....	W..... 49-20
1974 *.....	L..... 31-3
1975.....	L..... 27-0
1976 *.....	L..... 38-7
1977.....	L..... 35-0
1978 *.....	W..... 23-0
1979.....	L..... 31-21
1980 *.....	L..... 44-7
1981.....	L..... 30-6
1982 *.....	W..... 17-14
1983.....	L..... 23-21
2000 *.....	W..... 48-21
<b>EAST TEXAS BAPTIST (3-0-0)</b>	
1948.....	W..... 36-6
1949.....	W..... 19-7
1950.....	W..... 7-0
<b>EAST CENTRAL (OKLA.) (2-0-0)</b>	
1966 *.....	W..... 21-0
1967.....	W..... 27-14
<b>EASTERN WASHINGTON (3-1-0)</b>	
1987 *.....	L..... 3-0
1988 *.....	W..... 48-10
1989.....	W..... 42-36
2009 *.....	W..... 44-33
<b>EASTERN NEW MEXICO (1-0-0)</b>	
1996 *.....	W..... 49-13
<b>EASTERN ILLINOIS (1-0-0)</b>	
1995 *.....	W..... 34-29

<b>FLORIDA INTERNATIONAL (1-1-0)</b>	
2003.....	W..... 35-13
2004 *.....	L..... 31-24
<b>FURMAN (1-0-0)</b>	
1989.....	W..... 21-19
<b>GRAMBLING STATE (1-0-0)</b>	
1989 *.....	W..... 59-56
<b>GEORGIA SOUTHERN (0-2-0)</b>	
1988.....	L..... 27-6
1989.....	L..... 37-34
<b>GARDNER-WEBB (1-0-0)</b>	
1973.....	W..... 31-10
<b>HARDIN-SIMMONS (0-1-0)</b>	
1963.....	L..... 16-6
<b>HENDERSON STATE (9-3-1)</b>	
1938.....	W..... 6-0
1939.....	W..... 7-0
1940.....	W..... 12-6
1941.....	T..... 13-13
1977.....	L..... 30-7
1978 *.....	L..... 15-3
1979.....	W..... 21-3
1989.....	Forfeit Loss..... 7-3
1994.....	W..... 51-0
1995.....	W..... 31-6
2002 *.....	W..... 55-7
2004 *.....	W..... 30-14
2005 *.....	W..... 49-38
<b>HILLSBORO JUNIOR COLLEGE (2-0-0)</b>	
1923.....	W..... 18-6
1924.....	W..... 34-0
<b>HOUSTON (2-1-0)</b>	
1946.....	L..... 16-7
1947.....	W..... 25-14
1948.....	W..... 23-13
<b>HOWARD PAYNE (16-13-0)</b>	
1956.....	L..... 12-6
1957.....	W..... 20-7
1958.....	L..... 13-7
1959.....	W..... 21-7
1960.....	L..... 27-14
1961.....	L..... 32-9
1962.....	W..... 30-15
1963.....	W..... 21-6
1964.....	W..... 28-12
1965 *.....	W..... 25-0
1966 *.....	L..... 3-0
1967 *.....	L..... 6-3
1968.....	L..... 45-20
1969 *.....	W..... 45-21
1970.....	L..... 35-6
1971 *.....	L..... 38-27
1972.....	L..... 24-16
1973 *.....	L..... 34-10
1974.....	W..... 31-17
1975 *.....	L..... 14-9
1976.....	W..... 10-3
1977 *.....	W..... 31-3
1978.....	W..... 20-3
1979 *.....	W..... 8-0
1980.....	W..... 31-7
1981 *.....	L..... 14-6
1982.....	W..... 27-10
1983 *.....	W..... 17-10
1984 *.....	W..... 38-0
<b>IDAHO (0-2-0)</b>	
1993 *.....	L..... 38-30
1994.....	L..... 58-26
<b>ILLINOIS STATE (1-0-0)</b>	
1973.....	W..... 9-7
<b>INDIANA STATE (1-0-0)</b>	
2001.....	W..... 31-13

All-Time Series Results

**JACKSON STATE**

(3-2-0)

1988 *	W	24-0
1989	W	41-28
1990 *	L	39-30
1991	L	31-16
1992 *	W	41-26

**JACKSONVILLE STATE**

(6-1-0)

1996 *	W	42-10
1997 *	W	41-15
1998	L	22-16
1999 *	W	33-16
2000	W	27-21
2001 *	W OT	44-37
2002	W	36-28

**KENTUCKY WESLEYAN**

(1-0-0)

2008 *	W	49-0
--------	---	------

**LAMAR**

(11-18-2)

1923	L	10-0
1924	L	19-7
1925	T	0-0
1936	W	13-7
1937	L	10-6
1938	T	13-13
1951	L	26-14
1952	L	27-6
1953	L	19-14
1954	W	20-7
1955	W	20-6
1956	W	26-18
1957	L	19-12
1958	L	35-6
1959	L	7-6
1960	L	14-0
1961	L	34-22
1962	L	26-12
1963	W	27-6
1978	L	23-16
1980 *	L	23-16
1981	L	13-10
1982 *	L	24-14
1983	L	24-23
1986 *	W	38-25
1987	L	28-26
1988 *	W	26-14
1989	W	44-20
2010 *	W	71-3
2011	W	69-10
2012 *	W	40-26

**LANGSTON**

(1-0-0)

2008 *	W	56-19
--------	---	-------

**LIVINGSTON**

(1-0-0)

1993 *	W	49-28
--------	---	-------

**LON MORRIS**

(7-3-3)

1924	L	3-0
1925	T	0-0
1926	W	33-0
1927	T	0-0
1928	W	12-0
1929	L	27-13
1930	T	6-6
1931	L	19-0
1934	W	10-2
1936	W	12-0
1938	W	6-0
1939	W	13-0
1940	W	40-0

**LOUISIANA COLLEGE**

(2-1-0)

1934	W	13-6
1935	L	6-0
1949	W	13-6

**LOUISIANA TECH**

(1-4-0)

1950	L	21-6
1956	L	37-14
1957	L	19-13
1990	L	31-22
2000	W ot	34-31

**MARSHALL COLLEGE**

(2-0-1)

1923	T	0-0
1925	W	27-0
1926	W	108-0

**McMURRY**

(4-6-2)

1927	T	0-0
1928	L	49-0
1929	L	35-0
1930	L	24-18
1965 *	W	45-29
1966	T	0-0
1967 *	W	10-3
1968	L	30-7
1969 *	W	63-9
1970 *	L	33-15
1971	L	30-29
2011 *	W	82-6

**McNEESE STATE**

(13-17-2)

1951	T	14-14
1952	L	25-7
1953 *	W	16-14
1954	W	40-13
1959 *	L	20-7
1960	L	14-0
1987	L	20-8
1988 *	W	20-3
1989	W	42-14
1990 *	W	30-9
1991	T	7-7
1992 *	L	28-3
1993 *	L	21-20
1994	L	13-9
1995 *	L	34-16
1996	W	38-37
1997 *	W	13-7
1998	L	20-17
1999 *	W	40-14
2000	L	37-6
2001	W	26-14
2002 *	L	42-13
2003	L	20-17
2004 *	W	55-7
2005	L	33-23
2006 *	L	20-17
2007 *	L	49-20
2008	L	42-31
2009 *	W	16-13
2010	W	32-27
2011 *	W	37-17
2012	L	35-24

**MEMPHIS**

(0-1-0)

1959	L	25-6
------	---	------

**MEXICO CITY COLLEGE**

(2-0-0)

1949	W	55-0
1994	W	49-6

**MISSISSIPPI COLLEGE**

(0-2-0)

1981 *	L	17-14
1983 *	L	36-29

**MONTANA**

(0-4-0)

1995	L	70-14
1997	L	24-10
1998 *	L	42-49
2009	L	51-0

**MONTANA STATE**

(1-4-0)

1992	L	13-6
1994 *	L	21-18
2002 *	W	30-13
2005	L	42-6
2012	L	43-35

**NEVADA**

(1-2-0)

1978	L	32-0
1986	L	34-27
1987	W	9-7

**NEW HAMPSHIRE**

(1-1-0)

1997 *	W	17-14
--------	---	-------

1999	L	38-28
------	---	-------

**NEW MEXICO A&M**

(1-0-0)

1951	W	27-7
------	---	------

**NICHOLLS STATE**

(22-7-0)

1984 *	L	25-21
1985	W	20-10
1986 *	L	20-14
1987	W	24-21
1988 *	W	30-7
1989 *	W	24-7
1990	Forfeit Loss	41-23
1991	L	26-0
1992 *	W	21-6
1993 *	W	35-21
1994	W	24-10
1995 *	W	56-3
1996	W	27-11
1997 *	W	39-7
1998	L	14-7
1999 *	W	38-7
2000	W	27-20
2001 *	W	23-21
2002	W	17-14
2003 *	W	28-16
2004	L	41-23
2005 *	W	27-21 (OT)
2006	W	16-13
2007 *	L	17-16
2008	W	50-39
2009 *	W	31-27
2010	W	48-13
2011	W	57-21
2012 *	W	44-10

**NORTH DAKOTA**

(1-0-0)

2009 *	W	65-31
--------	---	-------

**NORTH DAKOTA STATE**

(0-2-0)

2006 *	L	17-9
2007	L	28-19

**NORTH TEXAS**

(4-22-3)

1925	L	10-0
1926	L	9-6
1927	T	12-12
1928	L	13-6
1929	L	31-0
1930	L	13-6
1931	L	33-0
1932	L	31-0
1933	L	22-6
1934	L	14-0
1935	W	9-7
1936	L	27-7
1937	T	6-6
1938	L	21-6
1939	L	14-0
1940	L	27-0
1941	L	28-0
1946	L	9-0
1947	L	13-7
1948	L	19-6
1949	L	25-6
1987 *	L	16-14
1988 *	W	17-10
1989	W	35-16
1990 *	L	31-24
1991	L	18-14
1992 *	L	21-11
1993	W	29-27
1994 *	T	33-33

**NORTHERN ARIZONA**

(1-1-0)

2001	L	10-3
2004 *	W ot	24-17

**NORTHERN IOWA**

(3-6-0)

1995 *	W	26-7
1996	L	38-12
1998 *	L	14-10
2000	L	37-30
2002	L	31-24
2003 *	L	38-24
2004	W	24-21

2010	W	22-20
2011 *	L	34-23

**NORTHERN MICHIGAN**

(1-0-0)

1974 *	W	35-24
--------	---	-------

**NORTHWESTERN STATE**

(24-42-3)

1924	L	7-3
1925	W	7-6
1926	W	28-0
1927	L	6-0
1928	L	21-0
1929	L	41-6
1930	L	21-20
1931	L	19-0
1932	L	39-0
1933	L	38-0
1934	T	0-0
1935	W	13-6
1936	L	20-7
1937	W	2-0
1938	L	6-0
1939	L	20-6
1940	W	14-7
1946	L	25-6
1956	W	14-12
1957	L	20-7
1959	T	14-14
1960	L	14-0
1961	L	35-19
1962	L	23-6
1963	W	10-0
1964	L	34-14
1969	L	37-35
1970 *	L	9-7
1971	L	18-7
1972 *	L	20-7
1974	W	14-13
1975 *	W	17-13
1976	L	47-0
1977 *	L	20-6
1978 *	L	21-14
1979	L	27-21
1980 *	L	22-3
1981	L	42-13
1982 *	L	28-14
1983	W	27-25
1984 *	W	22-18
1985	W	19-10
1986 *	W	28-14
1987	L	33-21
1988 *	L	17-20
1989	T	17-17
1990 *	L	20-3
1991	L	52-0
1992 *	L	24-10
1993	W	51-20
1994 *	W	34-13
1995	W	25-20
1996 *	L	17-10
1997	L	38-24
1998 *	L	35-21
1999	W	29-14
2000 *	W	17-3
2001	L	31-17
2002 *	L	42-35
2003	W	44-14
2004 *	L	37-16
2005	L	41-21
2006 *	W	20-11
2007	L	31-12
2008 *	L	34-24
2009	W	19-10
2010 *	W	36-13
2011	W	33-0
2012 *	W	34-17

**OUACHITA BAPTIST**

(1-0-0)

1932	W	13-0
------	---	------

**PORTLAND STATE**

(0-3-0)

2001 *	L	16-13
2002	L	31-23
2003 *	L	21-13

**PRAIRIE VIEW A&M**

(5-0-1)

1982 *	W	17-0
1983 *	W	37-6
1984 *	W	43-14
1986 *	W	46-14
1987 *	T	13-13
1988 *	W	38-3

**RICE**

(0-2-0)

1925	L	33-0
1926	L	25-0

**RUSK**

(3-1-0)

1924	W	22-0
1925	W	6-0
1926	W	13-7
1927	L	12-0

**ST. MARY'S**

(0-1-0)

1927	L	19-0
------	---	------

**SAMFORD**

(2-0-0)

1995	W	31-10
1996 *	W	43-14

**SAM HOUSTON STATE**

(35-50-2)

1923	W	19-6
1924	W	3-2
1925	L	6-0
1926	L	38-0
1927	L	6-0
1928	L	8-2
1929	W	14-12
1930	L	20-0
1931	L	3-0
1932	L	14-0
1933	T	6-6
1934	W	7-6
1935	W	33-0
1936	W	7-6
1937	L	8-0
1938	L	13-6
1939	L	14-0
1940	L	27-7
1941	L	20-13
1946	L	20-7
1947	W	13-0
1948	W	12-0
1949	W	51-14
1950	L	20-6
1951	W	14-0
1952	L	32-20
1953	L	25-14
1954	L	42-25
1955	L	27-6
1956	L	31-0
1957	W	28-27
1958	L	21-12
1959	L	6-0
1960	L	16-7
1961	L	41-16
1962	L	29-26
1963	W	14-13
1964	L	21-8
1965	W	14-13
1966 *	W	21-15
1967	W	29-3
1968 *	L	30-28
1969	W	38-28
1970 *	L	25-18
1971	W	10-6
1972 *	L	31-19
1973	W	14-7
1974 *	W	26-18
1975	L	8-7
1976 n	T	14-14
1976 *	L	8-7
1977 *	W	17-13
1978	L	37-13
1979 *	W	42-20
1980	W	23-6
1981 *	L	18-17
1982	W	40-6
1983 *	W	27-10

1984	L	20-7
1985 *	L	28-21
1986	L	30-26
1987 *	L	31-17
1988	W	17-10
1989 *	W	45-7
1990	L	23-3
1991 *	W	13-3
1992	L	34-23
1993	W	24-20
1994 *	W	42-6
1995	W	38-22
1996 *	L	14-10
1997	L	33-28
1998 *	W	38-7
1999	W	45-31
2000 *	L	52-41
2001	L	24-21
2002 *	L	10-7
2003	W	34-31
2004 *	L	31-28
2005	L	52-24
2006 *	L	21-17
2007 *	L	45-17
2008	L	34-31
2009 *	W	42-3
2010	W	31-28
2011	L	45-10
2012	L	51-43

**SMU**

(0-2-0)

2009	L	31-23
2012	L	52-0

**SOUTHEASTERN LOUISIANA**

(9-6-1)

1950	W	21-0
1951	W	14-6
1952	L	21-7
1953	L	35-0
1981 *	L	33-24
1982	W	30-0
1984	T	21-21
1985	W	27-12
2005 *	L	45-23
2006	W	35-10
2007	L	21-3
2008 *	W	48-45
2009	W	41-10
2010 *	W	51-14
2011 *	W	28-20
2012	L	42-27

**SOUTHERN ARKANSAS**

(1-0-0)

1958	W	34-0
------	---	------

**SOUTHERN MISSISSIPPI**

(0-3-0)

1946	L	7-0
1947	L	20-7
1988	L	21-7

**SOUTHERN UTAH**

(3-1-0)

2002 *	W	52-6
2003	L	22-21
2004 *	W	24-21
2005	W	40-17

**SOUTH DAKOTA STATE**

(0-2-0)

2007	L	45-0
2008 *	L	50-48

**SOUTHWEST MISSOURI ST.**

(1-0-0)

1989 *	W	55-25
--------	---	-------

**SOUTHWESTERN LOUISIANA**

(1-18-1)

1925	L	26-7
------	---	------

**SOUTHWESTERN OKLAHOMA**

(0-1-0)

2012 *	W	49-14
1926	L	33-0
1932	L	19-6
1933	L	17-0
1934	L	39-13
1935	L	6-0
1937	L	7-6
1938	L	7-0

1939	T	0-0
1940	L	6-0
1941	L	25-0
1946	L	13-2
1947	L	24-6
1950	L	20-13
1951	L	32-14
1952	W	20-19
1953	L	24-7
1959	L	22-14
1960	L	36-0
1986	L	28-17

**SOUTHWESTERN (TEXAS)**

(0-2-0)

1924	L	33-0
1950	L	7-0

**SUL ROSS STATE**

(18-8-0)

1950	L	34-7
1951	L	34-19
1952	W	28-7
1953	L	31-14
1954	W	40-14
1955	W	13-0
1956	W	9-7
1957	W	19-0
1958	W	38-6
1959	W	33-6
1960	W	14-9
1961	W	13-0
1962	L	22-8
1963	W	34-14
1964	W	21-0
1965	L	21-8
1966 *	L	14-13
1967	W	31-30
1968 *	W	21-7
1969	W	34-7
1970 *	L	17-7
1971	L	20-14
1972 *	W	45-17
1973	W	38-22
1974 *	W	14-7
1975	L	35-13

**TARLETON STATE**

(9-3-0)

1930	W	14-0
1963	W	28-0
1964	W	17-3
1969 *	W	28-19
1970	L	21-13
1971 *	W	42-7
1972	W	40-18
1973 *	W	49-28
1974	W	34-7
1975 *	L	14-13
1998 *	W	28-3
2007 *	L	27-24 (OT)

**TCU**

(0-1-0)

2008	L	67-7
------	---	------

**TEXARKANA COLLEGE**

(0-2-0)

1928	L	20-0
1929	L	38-18

**TEXAS A&I**

(13-28-1)

1928	L	45-0
1931	L	46-7
1937	W	2-0
1939	T	0-0
1940	L	18-7
1941	L	55-7
1946	L	23-20
1947	W	15-7
1952	W	14-12
1953	L	7-6
1954	W	14-7
1955	L	13-12
1956	L	33-13
1957	W	32-0
1958	L	7-0
1959	W	24-7
1960	L	40-13
1961	L	34-12
1962	L	31-8

1963	W	16-6
1964	L	20-0
1965 *	L	43-21
1966	W	22-21
1967 *	L	16-0
1968	L	33-0
1969 *	L	49-25
1970 *	L	14-13
1971	L	22-21
1972 *	L	26-7
1973	L	31-14
1974 *	L	28-24
1975	L	49-0
1976 *	L	77-7
1977	L	36-8
1978 *	L	32-8
1979	L	31-10
1980 *	W	14-0
1981	L	41-10
1982 *	W	35-21
1983	W	41-14
1984 *	W	17-0
1985	W	28-21

**TEXAS A&M**

(0-3-0)

1929	L	54-0
1935	L	37-6
2010	L	48-7

**TEXAS-ARLINGTON**

(1-3-1)

1936	T	7-7
1960	L	14-7
1961	L	26-0
1962	L	35-14
1984	W	27-21

**TEXAS COLLEGE**

(1-0-0)

2009 *	W	92-0
--------	---	------

**TEXAS LUTHERAN**

(3-3-0)

1954	W	33-6
1955	W	64-0
1961	L	13-9
1962	L	21-6
1976 *	L	35-18
1979 *	W	58-0

**TEXAS STATE**

(29-57-1)

1923	L	47-6
1924	L	23-6
1925	L	12-0
1926	L	7-0
1927	L	14-0
1928	L	20-0
1929	L	24-7
1930	L	6-0
1931	L	19-0
1932	L	25-6
1933	L	26-0
1934	T	19-19
1935	W	14-0
1936	W	14-7
1937	L	25-6
1938	L	33-0
1939	W	13-6
1940	W	13-7
1941	L	28-0
1946	L	13-7
1947	L	20-0
1948	L	3-0
1949	W	23-20
1950	W	21-14
1951	W	27-20
1952	L	20-10
1953	L	34-7
1954	L	7-6
1955	L	26-20
1956	L	32-6
1957	W	20-13
1958	L	29-13
1959	W	14-6
1960	L	17-0
1961	L	29-21
1962	L	40-7
1963	L	20-17
1964	L	21-15

1965 *	W	17-13
1966	L	20-7
1967 *	L	14-13
1968	L	43-6
1969 *	W	42-24
1970	W	21-17
1971 *	L	49-22
1972	L	24-20
1973 *	W	17-13
1974	W	12-7
1975 *	L	19-3
1976	L	34-0
1977 *	L	14-9
1978	L	9-0
1979 *	W	28-14
1980	L	34-20
1981 *	L	38-6
1982	L	31-21
1983 *	W	27-24
1984	L	24-7
1985 *	W	43-21
1986	L	34-28
1987 *	L	7-3
1988	W	27-10
1989 *	W	32-21
1990	L	24-0
1991 *	L	31-15
1992	L	17-14
1993 *	W	29-7
1994	W	24-19
1995 *	W	50-21
1996	L	31-19
1997 *	W	31-28
1998	L	14-7
1999 *	W	28-17
2000	L	38-38
2001 *	W	35-13
2002	W	30-21
2003 *	W	44-27
2004	L	17-14
2005 *	L	38-21
2006	W	24-13
2007	L	52-29
2008 *	L	62-21
2009	L	28-7
2010 *	L	27-24
2011 *	L	35-26
2012	L	41-37

**TEXAS SOUTHERN**

(1-0-0)

1985 *	W	55-12
--------	---	-------

**TRINITY**

(1-2-2)

1932	L	14-0
1933	L	13-0
1941	W	6-0
1947	T	0-0
1948	T	7-7

**TROY STATE**

(3-3-0)

1993	L	42-20
1996 *	W	13-10
1997	W	20-13
1998 *	W	21-14
1999	L	27-7
2000 *	L	6-0

**TULSA**

(0-1-0)

2006	L	45-7
------	---	------

**UC DAVIS**

(2-0-0)

2004	W	22-19
2005 *	W	27-17

**UL-MONROE**

(4-10-0)

1955	W	15-6
1956	L	21-7
1957	W	10-7
1958	L	14-12
1967 *	L	10-0
1968	L	42-0
1986	L	28-7
1988	W	20-3
1989 *	W	66-45
1990	L	10-3
1991 *	L	48-20

1992	L	41-22
1993	L	26-10
1998	L	21-10
2003	W	23-21

**UTAH STATE**

(0-1-0)

1999	L	51-17
------	---	-------

**VILLANOVA**

(0-1-0)

2010 *	L	54-24
--------	---	-------

**WESTERN ILLINOIS**

(2-2-0)

2005 *	W	63-36
2007 *	L	34-13
2008	L	34-14
2009	@	40-30

**WEST TEXAS A&M**

(3-2-0)

1927	L	27-6
1930	L	64-0
1986 *	W	36-31
1987	W	7-3
1997	W	35-17

**YOUNGSTOWN STATE**

(2-1-1)

1991 *	L	16-9
1993 *	W	35-15
1994	T	10-10
1995	W	27-0

\*SFA HOME GAME

**SFA Parents' Day  
(Since 1983)**

1983	SFA 14, Angelo State 10
1984	SFA 38, Howard Payne 0
1985	Sam Houston St. 28, SFA 21
1986	SFA 38, Lamar 23
1987	Eastern Washington 3, SFA 0
1988	SFA 26, Lamar 14
1989	SFA 24, Nicholls State 7
1990	Jackson State 39, SFA 30
1991	Southwest Texas 31, SFA 15
1992	Boise State 24, SFA 20
1993	SFA 49, Livingston 28
1994	SFA 40, CS-Sacramento 15
1995	SFA 17, Angelo State 3
1996	SFA 13, Troy State 10
1997	SFA 17, New Hampshire 14
1998	Northern Iowa 14, SFA 10
1999	SFA 40, McNeese State 14
2000	SFA 48, A&M-Commerce 21
2001	SFA 30, CS Northridge 27 ot
2002	SFA 55, Henderson State 7
2003	SFA 60, Alcorn State 7
2004	SFA 24, Northern Ariz. 17 ot
2005	SFA 63, Western Illinois 36
2006	North Dakota St. 17, SFA 9
2007	Western Illinois 34, SFA 13
2008	South Dakota State 50, SFA 48
2009	SFA 65, North Dakota 31
2010	SFA 71, Lamar 3
2011	Texas State 35, SFA 26
2012	SFA 42, Central Arkansas 37

**Homecoming Games**

1929	SFA 14, Sam Houston State 12
1935	SFA 33, Sam Houston State 0
1937	SFA 6, North Texas 6
1939	Sam Houston State 14, SFA 0
1940	SFA 13, Southwest Texas St. 7
1941	Texas A&I 55, SFA 7
1946	East Texas State 39, SFA 0
1947	SFA 25, Houston 14
1948	North Texas 19, SFA 6
1949	SFA 51, Sam Houston State 14
1950	Sul Ross State 35, SFA 7
1951	SFA 14, Sam Houston State 0
1952	SFA 28, Sul Ross State 7
1953	Sam Houston State 25, SFA 14

1954	East Texas State 25, SFA 21
1955	Southwest Texas St. 26, SFA 20
1956	SFA 9, Sul Ross State 7
1957	SFA 20, Southwest Texas St. 13
1958	SFA 38, Sul Ross State 6
1959	SFA 24, Texas A&I 7
1960	SFA 14, Sul Ross State 9
1961	Texas A&I 34, SFA 13
1962	SFA 30, Howard Payne 15
1963	SFA 14, Sam Houston State 13
1964	Sam Houston State 21, SFA 8
1965	SFA 25, Howard Payne 0
1966	SFA 21, Sam Houston State 14
1967	SFA 31, Sul Ross State 30
1968	Sam Houston State 30, SFA 28
1969	SFA 45, Howard Payne 21
1970	Sul Ross State 17, SFA 7
1971	Angelo State 41, SFA 13
1972	SFA 45, Sul Ross State 17
1973	SFA 21, Angelo State 14
1974	East Texas State 31, SFA 3
1975	Angelo State 34, SFA 7
1976	Texas Lutheran 35, SFA 18
1977	SFA 31, Howard Payne 3
1978	SFA 28, Abilene Christian 21
1979	SFA 28, Southwest Texas St. 14
1980	SFA 24, Abilene Christian 23
1981	Southwest Texas St. 38, SFA 6
1982	Abilene Christian 24, SFA 17
1983	SFA 27, Southwest Texas St. 24
1984	Nicholls State 25, SFA 21
1985	Abilene Christian 24, SFA 17
1986	Nicholls State 20, SFA 14
1987	Sam Houston State 31, SFA 17
1988	SFA 30, Nicholls State 7
1989	SFA 45, Sam Houston State 7
1990	SFA 30, McNeese State 9
1991	Northeast Louisiana 48, SFA 20
1992	McNeese State 28, SFA 3
1993	McNeese State 21, SFA 20
1994	SFA 51, Henderson State 0
1995	McNeese State 34, SFA 16
1996	Sam Houston State 14, SFA 10
1997	SFA 13, McNeese State 7
1998	SFA 21, Troy State 14
1999	SFA 38, Nicholls State 7
2000	Sam Houston State 52, SFA 41
2001	SFA 44, Jacksonville State 37 ot
2002	Sam Houston State 10, SFA 7
2003	SFA 44, Texas State 27
2004	Sam Houston 31, SFA 28
2005	SE Louisiana 45, SFA 23
2006	McNeese State 20, SFA 17
2007	Sam Houston State 45, SFA 17
2008	Texas State 62, SFA 21
2009	SFA 42, Sam Houston State 3
2010	Texas State 27, SFA 24
2011	SFA 37, McNeese State 17
2012	SFA 44, Nicholls State 10

**Season Openers**

YR	OPPONENT	SCORE
1923	Center High School	W 120-0
1924	Rusk College	W 22-0
1925	Rice	L 33-0
1926	Rice	L 25-0
1927	Lon Morris	T 0-0
1928	Baylor	L 30-0
1929	Baylor	L 88-0
1930	Southwest Texas St.	L 6-0
1931	East Texas State	W 6-0
1932	Trinity	L 14-0
1933	East Texas State	L 13-6
1934	Lon Morris	W 10-2
1935	Texas A&M	L 37-6
1936	Lon Morris	W 12-0
1937	Southwestern Louisiana	L 7-6
1938	Lon Morris	W 6-0

1939	Lon Morris	W 13-0
1940	Lon Morris	W 40-0
1941	Trinity	W 6-0
1942-45	NO GAMES -- World War II	
1946	Southwestern Louisiana	L 13-2
1947	Baylor	L 34-0
1948	East Texas Baptist	W 36-6
1949	Mexico City College	W 40-0
1950	East Texas Baptist	W 7-0
1951	New Mexico A&M	W 27-7
1952	Texas A&I	W 14-12
1953	Texas A&I	L 7-6
1954	McNeese State	W 40-13
1955	Northeast Louisiana	W 15-6
1956	Northwestern State	W 14-12
1957	Northwestern State	L 20-7
1958	Southern Arkansas	W 34-0
1959	Northwestern State	T 14-14
1960	Texas-Arlington	L 14-7
1961	Northwestern State	L 35-19
1962	Northwestern State	L 23-6
1963	Northwestern State	W 10-0
1964	Northwestern State	L 34-14
1965	Angelo State	W 35-0
1966	East Central (Okla.)	W 21-0
1967	at East Central (Okla.)	W 27-14
1968	Angelo State	W 46-6
1969	at Angelo State	W 34-7
1970	Northwestern State	L 9-7
1971	Northwestern State	L 18-7
1972	at Northwestern State	L 20-7
1973	CAMERON	W 17-0
1974	at Northern Michigan	W 35-21
1975	at Cameron	T 0-0
1976	Sam Houston State (N)	T 14-14
1977	CAMERON	L 24-7
1978	at Nevada-Reno	L 32-0
1979	BAKER	W 56-0
1980	Northwestern State	L 22-3
1981	Mississippi College	L 17-14
1982	Prairie View A&M	W 17-0
1983	Prairie View A&M	W 37-6
1984	Delta State	W 17-10
1985	at Delta State	W 29-12
1986	at Alcorn State	W 29-12
1987	at West Texas State	W 7-3
1988	at Southern Mississippi	L 21-7
1989	at Jackson State	W 41-28
1990	at Boise State	L 14-10
1991	Ark.-Monticello	W 9-0
1992	Ark.-Monticello	W 24-6
1993	Idaho	L 38-30
1994	at Youngstown State	T 10-10
1995	Northern Iowa	W 27-6
1996	E. New Mexico	W 49-13
1997	West Texas A&M	W 35-17
1998	Montana	L 49-42
1999	Abilene Christian	W 51-34
2000	Cent. Oklahoma	W 38-31 (ot)
2001	Portland State	L 16-13
2002	at Portland State	L 31-23
2003	at UL-Monroe	W 23-21
2004	Henderson State	W 30-14
2005	Henderson State	W 49-38
2006	at Tulsa	L 45-7
2007	Tarleton State	L 27-24 (ot)
2008	Langston	W 56-19
2009	at SMU	L 31-23
2010	@Texas A&M	L 48-7
2011	McMurry	W 82-6
2012	SW Oklahoma	W 49-14



Name	Class	Teams	Name	Class	Teams
"Bum" Phillips	1950	San Diego Chargers (Asst. Coach) Houston Oilers (Head Coach) New Orleans Saints (Head Coach)	Terrance Shaw	1994	San Diego Chargers Miami Dolphins New England Patriots*
Bobby Cross	1951	Chicago Bears Los Angeles Rams San Francisco 49ers New England Patriots	Octus Polk	1994	Oakland Raiders Chicago Bears
Bill Autrey	1952	Chicago Bears	Joey Wylie	1995	Oakland Raiders
Jimmy Murphy	1956	Chicago Cardinals	James Ritchey	1995	Houston Oilers
George Shirkey	1958	Oakland Raiders Houston Oilers	Brian Jones	1995	Tampa Bay Buccaneers
James Nixon	1962	Oakland Raiders Houston Oilers Montreal Alouettes (CFL)	Anthony DeGrate	1996	Tampa Bay Buccaneers
Bud Marshall	1963	Green Bay Packers Houston Oilers	Kerry Bennett	1996	Washington Redskins
Robert Neff	1965	Miami Dolphins	Larry Echols	1996	Washington Redskins
Tom McNeil	1966	New Orleans Saints Minnesota Vikings Philadelphia Eagles	Mike Quinn	1996	Pittsburgh Steelers Dallas Cowboys Miami Dolphins Houston Texans
Robert Pearce	1969	Saskatchewan Roughriders (CFL) Minnesota Vikings	Craig Warren	1996	Winnipeg Blue Bombers (CFL)
Mark Moseley	1969	Philadelphia Eagles Houston Oilers Washington Redskins*	Jeremiah Trotter	1997	Carolina Panthers Philadelphia Eagles Washington Redskins
Andy Hopkins	1969	Cleveland Browns Hamilton Tiger Cats (CFL) Montreal Alouettes (CFL)	Mikhael Ricks	1997	Tampa Buccaneers San Diego Chargers Kansas City Chiefs Detroit Lions
Sam Hunt	1973	New England Patriots	Champ Traylor	1997	San Diego Chargers
Clay Rule	1979	British Columbia Lions (CFL) Oakland Invaders (USFL) Oklahoma Outlaws (USFL)	Aaron DeLaTorre	1997	Pittsburgh Steelers Dallas Cowboys Scottish Claymores
Bill Cospier	1979	Atlanta Falcons	Chad Stanley	1998	San Francisco 49'ers Arizona Cardinals Houston Texans
Ben Watts	1981	New Jersey Generals (USFL)	KaRon Coleman	1999	Indianapolis Colts
Duan Hanks	1983	Philadelphia Stars (USFL) Miami Dolphins	Derrick Blaylock	2000	Denver Broncos Ottawa Renegades (CFL)
R.L. Harris	1983	Philadelphia Stars (USFL)	Scott Keys	2000	Kansas City Chiefs
Todd Fowler	1983	Houston Gamblers (USFL) Dallas Cowboys	Wes Pate	2001	New York Jets Washington Redskins Philadelphia Eagles
Floyd Dixon	1985	Atlanta Falcons	Vince Walker	2001	Baltimore Ravens
James Noble	1985	Indianapolis Colts Toronto Argonauts (CFL)	Anthony Dingle	2002	Tennessee Titans
Anthony Newsome	1985	Houston Oilers	Lawrence Hamilton	2002	Tennessee Titans
Todd Whitten	1987	New England Patriots	Greg Barnum	2002	Arizona Cardinals Ottawa Roughriders (CFL)
Bruce Alexander	1988	Detroit Lions Miami Dolphins	David Phillips	2003	Green Bay Blizzard (AFL2)
Larry Centers	1989	Arizona Cardinals Washington Redskins Buffalo Bills	Brent Hafford	2003	Buffalo Bills New Orleans Saints
Todd Hammel	1989	New England Patriots* Tampa Bay Buccaneers Atlanta Falcons	David Crocker	2003	Edmonton Eskimos (CFL)
Pat Jackson	1989	Atlanta Falcons	Derek Farmer	2004	Georgia Force (AFL)
Anthony Landry	1989	New England Patriots	Ryan Rossner	2004	San Diego Chargers
David Whitmore	1989	New York Giants San Francisco '49ers*	Tony Tompkins	2004	Atlanta Falcons Edmonton Eskimos (CFL)
Eric Wright	1990	Kansas City Chiefs Philadelphia Eagles	Zeke Dixon	2005	Montreal Alouettes Green Bay Blizzard (AFL2)
Eric Johnson	1991	Chicago Bears	Brock Pasteur	2007	Tennessee Titans
Leo Araguz	1992	Calgary Stampeders Oakland Raiders	Louie Runnels	2007	Tennessee Titans
Chuck Rawlinson	1992	Baltimore Ravens	Dominique Edison	2008	Green Bay Packers
Curtis Luper	1993	Las Vegas Posse (CFL)	Tim Knicky	2009	Tennessee Titans
Cedric Walker	1993	Houston Oilers Chicago Bears	Contrevious Parks	2009	Seattle Seahawks
			Aaron Rhea	2009	Dallas Cowboys
			Jabara Williams	2010	Green Bay Packers
			Derrick Choice	2011	Detroit Lions
			George Bias	2011	Minnesota Vikings
			Ben Wells	2011	St. Louis Rams
			Josh Aubrey	2012	St. Louis Rams
			Cordell Roberson	2012	Tennessee Titans
			Willie Jefferson	2012	Washington Redskins

\*Super Bowl Champions

**AP Little All-American**

- 1951 James "Buddy" Terry, DE
- 1959 Bobby Silva, G

**NAIA Division I**

- 1967 James Greer, DT  
Tim Martindale, LB
- 1969 Robert Pearce, QB
- 1979 Paul Hood, RB  
Ron Haynes, DT
- 1974 Gordon Booker, DT

**Kodak**

- 1985 James Noble

**American Football Coaches FCS (I-AA)**

- 1989 David Whitmore, FS
- 1988 Eric Lokey, LB
- 1986 Darrell Harkless, SS
- 1993 Cedric Walker, FS
- 1995 Joey Wylie, OT
- 1996 Jeremiah Trotter, LB
- 1997 Jeremiah Trotter, LB
- 1997 Mikhael Ricks, WR
- 1998 Chad Stanley, P
- 2003 Brent Hafford, S
- 2010 Jeremy Moses, QB  
Kenneth Charles, DL

**Football Gazette FCS (I-AA)**

- 1995 Damiyon Bell, SS
- 1996 Jeremiah Trotter, LB
- 2002 Greg Barnum, C
- 2005 Keldrick Holman, DB

**AP FCS (I-AA)**

- 1989 David Whitmore, FS
- 1993 Cedric Walker, FS
- 1995 Joey Wylie, OT
- 1997 Jeremiah Trotter, LB
- 1997 Mikhael Ricks, WR
- 1998 Chad Stanley, P
- 2003 Brent Hafford, S
- 2010 Jeremy Moses, QB  
Gralyn Crawford, RS
- 2011 George Bias, OL

**Walter Camp I-AA**

- 1988 Bruce Alexander, CB  
David Gibbs, DT  
Eric Lokey, LB  
Keith Melcher, DE
- 1993 Cedric Walker, FS
- 1995 Lee Kirk, OG
- 1997 Jeremiah Trotter, LB
- 1997 Mikhael Ricks, WR
- 1998 Chad Stanley, P
- 2009 Tim Knicky, DE
- 2010 Jeremy Moses, QB  
Gralyn Crawford, RS

**The Sporting News I-AA**

- 1989 Jeff Jackson, C

**The Sports Network FCS (I-AA)**

- 1993 Cedric Walker, FS
- 1997 Mikhael Ricks, WR
- 1998 Chad Stanley, P

- 2003 Brent Hafford, S
- 2010 Jeremy Moses, QB  
Gralyn Crawford, RS
- 2011 Gralyn Crawford, RS

**College Sporting News**

- 2009 Duane Brooks, WR  
Tim Knicky, DE  
Jeremy Moses, QB
- 2010 Jeremy Moses, QB  
Gralyn Crawford, AP  
Kenneth Charles, DE
- 2012 Cordell Roberson, WR

**College Sports Madness**

- 2012 Cordell Roberson, WR

**Beyond Sports**

**College Network**

- 2012 Cordell Roberson, WR

**All-Lone Star Conference**

- 1941 J.W. "Cotton" Bolton (1)  
Larry Covin (1)
- 1948 Billy Jack Roberson (1)  
Oliver McKay (1)
- 1949 O.A. "Bum" Phillips (1)  
Billy Jack Roberson (1)  
Oliver McKay (1)
- 1950 Vernon Vick (1)  
Bill Beathard (1)  
Jack Carlton (1)  
Jim Drake (2)  
Hollis Slaughter (2)

- 1951 James Terry (1)
- 1952 James Terry (1)
- 1953 Baldwin Thompson (1)
- 1954 Herman Hendrix (1)  
Jimmy Murphy (2)  
James Simmons (2)
- 1955 Tom Evans (1)
- 1956 Votto Gaddis (1)
- 1959 Bobby Silva (1)
- 1961 Tony Ellis (1)
- 1963 Jerry Clement (1)  
Billy Ray Davis (1)  
Lewis Murff (1)  
Jackie Roberson (1)

- 1964 L.H. Chandler (1)  
Don Lorenz (1).
- 1965 Lynn Graves (1)
- James Greer (1)  
Bill Grindle (1)  
Don Lorenz (1).
- 1966 Billy Don Davis (2)  
James Greer (1)  
Bill Grindle (2)  
Hubert Hancock (1)  
Frank Lane (1)  
Tommy Langford (1)  
Tim Martindale (1)  
David Stamps (1)  
Lubbie Whitmire (2)
- 1967 James Greer (1)  
Tim Martindale (1)
- 1968 Ronnie Hawthorne (1)
- 1969 Ronald Collum (2)  
Ronnie Hawthorne (1)  
Sam Hunt (2)  
David King (1)  
Charles Lindsey (1)  
Danny McKeown (2)  
Robert Pearce (1)  
Carl Simmons (2)  
Rayford Smith (2)
- 1970 Jim Gaskey (2)  
Carl Simmons (1)  
Rayford Smith (2)
- 1971 Danny McKeown (2)  
Carl Simmons (2).
- 1972 Ron Eaglin (1)  
Ron Patterson (1)  
Carl Simmons (1)  
Dwight Thompson (1)
- 1973 Gordon Booker (1)  
Jesse Borner (1)  
Steve Cannon (1)  
Sam Hunt (2)  
Ron Johnson (2)  
Sam Jones (2)  
John Lewis (2)  
Larry Mayer (2)  
Ron Patterson (2)  
Mark Taylor (1)  
Willie Tolbert (2)  
Bill Tyler (1)
- 1974 Gordon Booker (1)  
Jesse Borner (2)  
Steve Cannon (1)  
Joe Flanagan (2)  
Sam Jones (2)  
Odis Norris (1)
- 1977 Charles Farrell (2)  
Rick Kinsey (1)  
Lloyd Langston (2)  
Larry Scholtz (1)
- 1978 Lester Belrose (2)  
Ron Haynes (1)  
Lloyd Langston (2)  
Bobby Mitchell (1).
- 1979 Robert Barnes (2)  
Bill Cosper (2)  
Randy Courtney (1)  
Richard Gaines (2)  
Alton Gray (2)  
Ron Haynes (1)  
Paul Hood (1)  
Scott Jones (2)  
Clyde Polk (2)  
John W. Robertson (1)  
Clay Ruhle (2)
- 1980 Brad Aduddell (2)  
Bill Cosper (2)  
Orlando Godfrey (1)  
Paul Hood (2)
- 1982 Greg Carney (1)  
James Noble (1)  
Melvin White (1)  
Tod Weder (2)
- 1983 R. L. Harris (1)  
James Noble (1)  
Dennis Stavinoha (1)  
Melvin White (1)  
Tod Weder (2)

- 1984
- 1985
- 1986
- 1987
- 1988
- 1989
- 1990
- 1991
- 1992
- 1993
- 1994
- 1995
- 1996
- 1997
- 1998
- 1999
- 2000
- 2001
- 2002
- 2003
- 2004
- 2005
- 2006
- 2007
- 2008
- 2009
- 2010
- 2011
- 2012

- (1) First-Team Selection
- (2) Second-Team Selection

**ALL-GULF STAR CONFERENCE**

- 1984 **FIRST TEAM**  
DB Darrell Harkless  
WR James Noble  
LB Melvin White

- 1985 **FIRST TEAM**  
WR Floyd Dixon  
TE John Evans  
DB Darrell Harkless  
WR James Noble  
DT Dale Pearson  
C Chris Simonson  
LB Melvin White

- 1986 **FIRST TEAM**  
LB Jim Carlton  
DT Pat Davis  
DB Darrell Harkless

<b>1987</b>	<b>FIRST TEAM</b>	RB	Curtis Luper	<b>SECOND TEAM</b>	WR	Courtnee Garcia
LB	Eric Lokey	WR	Michael Pearce	K	OL	David Phillips
	<b>SECOND TEAM</b>	T	Octus Polk	DL	DL	Walker Molinare
OG	Spencer Leftwich	DT	Chris Roberson		LB	Aubrey Brisendine
			<b>HONORABLE MENTION</b>	RB	CB	Braxton O'Banion
<b>1988</b>	<b>FIRST TEAM</b>	SS	Cally Belcher	TE		<b>HONORABLE MENTION</b>
DB	Bruce Alexander	LB	Baron Brown	OL	QB	Zeke Dixon
RB	Larry Centers	WR	Kevin Goodwin	DL	RB	Gary Allen
DT	David Gibbs	C	Scott Griggs	LB	LB	Michael Adams
C	Jeff Jackson	RB	Leonard Harris		CB	Jamaal Cato
LB	Eric Lokey	DT	Lowell Hutchens	<b>1998</b>	<b>FIRST TEAM</b>	
DE	Keith Melcher	FB	David Loeb	C	Jeremy Johnson	<b>2003</b>
PK	Chuck Rawlinson	KR	Curtis Luper	P	Chad Stanley	QB
DB	David Whitmore	QB	James Ritchey		<b>SECOND TEAM</b>	WR
	<b>SECOND TEAM</b>	CB	Terrance Shaw	RB	KaRon Coleman	TE
G	Bo Alexander			DL	Bryan Smith	OL
T	Greg Bryant	<b>1994</b>	<b>FIRST TEAM</b>	DL	<b>HONORABLE MENTION</b>	S
LB	Bobby Henry	WR	Chris Jefferson	DB	Kevin Reynolds	S
		OT	Octus Polk	LB	Terrance Blayne	
<b>1989</b>	<b>FIRST TEAM</b>	DT	Chris Roberson	LB	Perry Eliano	FB
G	Bo Alexander	LB	Willie Mitchell	DB	Pat House	K
T	Greg Bryant	CB	Terrance Shaw	DB	Brandon North	DL
RB	Larry Centers					LB
QB	Todd Hammel	LB	<b>SECOND TEAM</b>	<b>1999</b>	<b>FIRST TEAM</b>	CB
C	Jeff Jackson	RB	Baron Brown	RB	KaRon Coleman	
WR	Pat Jackson	OG	Leonard Harris	RS	KaRon Coleman	<b>HONORABLE MENTION</b>
DT	Roderick Stansell	DT	Lee Kirk	OL	David Walden	OL
FS	David Whitmore		<b>HONORABLE MENTION</b>	QB	<b>SECOND TEAM</b>	DL
	<b>SECOND TEAM</b>	P	Mitch Ashley	OL	Wes Pate	CB
LB	David Temple	WR	Kevin Goodwin	S	Quentin Adams	P
TE	Derrick Wright	OL	Scott Griggs		Perry Eliano	<b>2004</b>
		LB	Jason Holman	<b>HONORABLE MENTION</b>		<b>FIRST TEAM</b>
<b>1990</b>	<b>FIRST TEAM</b>	QB	James Ritchey	RB	Isiah Stoker	DL
CB	Cedric Walker	SS	Ryan Thomas	WR	Zach Woods	QB
TE	Derrick Wright			FB	Jay Stegall	WR
WR	Eric Wright	<b>1995</b>	<b>FIRST TEAM</b>	K	Ted Woodard	OL
	<b>SECOND TEAM</b>	SS	Damiyon Bell	DE	Chad Harrison	K
P	Leo Araguz	WR	Kevin Goodwin	DE	Mike McElroy	LB
T	Greg Bryant	DE	Curtis James	LB	Reggie Williams	S
CB	Ric Crowder	DT	James Kern	DB	Scotty Lindsey	RS
	<b>HONORABLE MENTION</b>	OG	Lee Kirk	DB	Brandon North	<b>HONORABLE MENTION</b>
FS	Charmyst Amie	PK	Brian Minton			FB
DT	Mervin Jones	OT	Joey Wylie	<b>2000</b>	<b>FIRST TEAM</b>	TE
PK	Chuck Rawlinson		<b>SECOND TEAM</b>	RB	Derrick Blaylock	OL
DT	Robert Sparks	RB	Leonard Harris	QB	Wes Pate	OL
		WR	Chris Jefferson	FB	Will Bowers	DL
<b>1991</b>	<b>FIRST TEAM</b>	QB	James Ritchey	OL	Josh Arceneaux	LB
LB	David Temple	LB	Jeremiah Trotter	DL	Michael Adams	CB
CB	Cedric Walker		<b>HONORABLE MENTION</b>		<b>HONORABLE MENTION</b>	S
	<b>SECOND TEAM</b>	OL	Rubin Covington	WR	Freddy Lyons	S
P	Leo Araguz	LB	Cameron Love	WR	Lawrence Hamilton	P
WR	Tim Fields	FS	Ron Powell	OL	Shannon Yates	<b>2005</b>
KR	Marcus Henderson	DE	Adam Rossow	LB	Reggie Williams	<b>FIRST TEAM</b>
PK	Chuck Rawlinson	CB	Jason Speights	S	David Crocker	S
	<b>HONORABLE MENTION</b>	<b>1996</b>	<b>FIRST TEAM</b>	<b>2001</b>	<b>FIRST TEAM</b>	FB
FS	Charmyst Amie	DL	David Carmona	WR	Anthony Dingle	RB
T	Andy Phillips	WR	Chris Jefferson	OL	Chuck Thompson	OL
DT	Robert Sparks	KR	Chris Jefferson	DE	Michael Adams	Jerry Little
		LB	Jeremiah Trotter	S	David Crocker	Ryan Luedecke
<b>1992</b>	<b>FIRST TEAM</b>		<b>SECOND TEAM</b>		<b>SECOND TEAM</b>	<b>HONORABLE MENTION</b>
DB	Cedric Walker	SS	Damiyon Bell	QB	Wes Pate	Zeke Dixon
	<b>SECOND TEAM</b>	WR	Michael Pearce	PK	Ryan Rossner	Carl Price
LB	Willie Mitchell	OT	Craig Warren	CB	Braxton O'Banion	Matt Bodley
WR	Michael Pearce		<b>HONORABLE MENTION</b>	<b>HONORABLE MENTION</b>	Lawrence Hamilton	Cory Long
	<b>HONORABLE MENTION</b>	FB	Kerry Bennett	WR	Shannon Yates	Krys Williams
FS	Charmyst Amie	LB	Larry Echols	TE	Reggie Williams	Ryan Gooch
G	Craig Bailey	DL	Eugene Garner	OL	David Crocker	
SS	Cally Belcher	CB	Todd Holmes	DL	David Crocker	
LB	Michael Everhart	RB	Pat House	LB	Wes Pate	<b>2006</b>
C	Scott Griggs	OG	Kelly Lokey	LB	Ryan Rossner	<b>FIRST TEAM</b>
RB	Leonard Harris	DE	Curtis James	CB	Braxton O'Banion	S
DE	Johnny Jernigan	DE	Curtis James		<b>HONORABLE MENTION</b>	QB
DT	Chris Roberson	QB	Mike Quinn	S	Kevin Landry	Danny Southall
WR	Shawn York				Dustin Nichols	Louie Runnels
		<b>1997</b>	<b>FIRST TEAM</b>	<b>2002</b>	<b>FIRST TEAM</b>	<b>SECOND TEAM</b>
<b>1993</b>	<b>FIRST TEAM</b>	WR	Mikhael Ricks	WR	Anthony Dingle	Taylor Cobb
LB	Michael Everhart	OL	Talton Russell	OL	Greg Barnum	Leonard Lynce
FS	Cedric Walker	DL	Eugene Garner	S	Brent Hafford	Brock Pasteur
	<b>SECOND TEAM</b>	LB	Jeremiah Trotter	<b>SECOND TEAM</b>	Wes Pate	Damian Perkins
G	Lee Kirk	P	Chad Stanley	RB	Brent Hafford	<b>HONORABLE MENTION</b>
					Tony Tompkins	Bug Aymond
						Corey Campbell

WR Dominique Edison  
 TE Andrew Fleck  
 DE Daimyeon Hoskin  
 DE Tim Knicky  
 CB Freddie Parish  
 KR Vincent Pervis

**2007 HONORABLE MENTION**

C Taylor Cobb  
 OL Scott Dover  
 P Ryan Gooch  
 DE Tim Knicky  
 OL Brock Pasteur  
 WR Aaron Rhea

**2008 FIRST TEAM**

WR Dominique Edison  
 DE Tim Knicky  
 LB Jabara Williams

**HONORABLE MENTION**

OL Karl Glimp  
 QB Jeremy Moses  
 WR Contrevious Parks  
 OL Cameron Schacht  
 P Drew Nelson

**2009 FIRST TEAM**

WR Duane Brooks  
 OL Karl Glimp  
 DE Tim Knicky  
 LB Jabara Williams  
 DB Cory Barlow

**SECOND TEAM**

QB Jeremy Moses  
 RB Vincent Pervis  
 FB Contrevious Parks  
 OL Max Holmes  
 K Evan Engwall  
 DL Kenneth Charles  
 LB Devin Ducote  
 P Drew Nelson  
 RS Contrevious Parks

**HONORABLE MENTION**

WR Aaron Rhea  
 WR Gralyn Crawford  
 OL George Bias  
 DL Sean Warren  
 LB Derrick Choice  
 DB Andre Banks  
 DB Josh Aubrey

**2010 FIRST TEAM**

QB Jeremy Moses  
 WR Gralyn Crawford  
 WR Cordell Roberson  
 OL George Bias  
 DE Kenneth Charles  
 DL Sean Warren  
 LB Jabara Williams  
 DB Josh Aubrey  
 RS Gralyn Crawford

**SECOND TEAM**

OL John Steel  
 OL Corey Dickerson  
 DB Andre Banks  
 P Drew Nelson

**HONORABLE MENTION**

RB Romonté Hampton  
 WR Anthony Foster  
 WR Kris Lott  
 DE Rainey Sternes  
 LB Devin Ducote  
 LB Derrick Choice  
 DB Caleb Nelson  
 DB Ben Wells

**2011 FIRST TEAM**

WR Cordell Roberson  
 OL George Bias  
 DL Willie Jefferson

**SECOND TEAM**

WR/RS Gralyn Crawford  
 DL Malcolm Mattox  
 LB Ryan Epperson

**HONORABLE MENTION**

QB Brady Attaway  
 RB Jeremy Barnes  
 RB Keith Lawson  
 OL John Steel  
 OL Austin Wright  
 K Jordan Wiggs  
 DL Jacob Fincher  
 LB Devin Ducote  
 DB Jordan Aubrey  
 DB Josh Aubrey  
 DB Derrick Choice  
 DB Ben Wells  
 DB Caleb Nelson  
 P Drew Nelson

**2012 FIRST TEAM**

RB Gus Johnson  
 WR Cordell Roberson  
 OL John Steel  
 DE Willie Jefferson  
 DE Darren Robinson  
 CB Josh Aubrey

**SECOND TEAM**

WR D.J. Ward

**HONORABLE MENTION**

QB Brady Attaway  
 H Mike Brooks  
 OL Austin Wright  
 OL Andrew Ratliff  
 OL Ryne Chambers  
 AP Ryan Gambel  
 LB Ryan Epperson  
 LB Collin Garrett  
 DB Caleb Nelson  
 K Jordan Wiggs

**1973 POULTRY BOWL**  
**Dec. 8, 1973 • Gainesville, Ga.**  
**SFA 31, Gardner-Webb 10**

The Lumberjacks used an overpowering option ground attack, led by quarterback Larry Mayer, to win their first-ever postseason game with a 31-10 triumph over Gardner-Webb. Mayer set the SFA single-game rushing record with 237 yards on 16 carries as he led the 'Jacks to 467 rushing yards to steamroll GWC. Mayer was named the game's outstanding offensive player. Four different 'Jacks scored touchdowns in the game, including fullback Bill Tyler, who romped 70 yards for the game's final score. Defensively, SFA allowed 346 total yards. Sam Hunt earned outstanding defensive player honors with his commanding "head-hunter" performance from his middle linebacker position.

<b>SFA</b>	<b>3</b>	<b>7</b>	<b>7</b>	<b>14</b>	<b>- 31</b>
<b>Gardner-Webb</b>	<b>0</b>	<b>3</b>	<b>0</b>	<b>7</b>	<b>- 10</b>

SFA-John Lewis 32-yd FG  
 SFA-Larry Mayer 61-yd run (Lewis kick)  
 GWC- FG  
 SFA-Dick Austin 7-yd run (Lewis kick)  
 SFA-John Reece 14-yd run (Lewis kick)  
 GWC- TD  
 SFA-Bill Tyler 70-yd run (Lewis kick)

**1988 NCAA DIVISION I-AA FIRST ROUND**

**Nov. 26, 1988 • Nacogdoches, Texas**  
**SFA 24, Jackson State 0**

The No. 9 Lumberjacks hosted their first venture into the NCAA Division I-AA playoffs and totally dominated fifth ranked Jackson State, shutting out the Tigers 24-0. SFA controlled the ball, but had only a 7-0 lead at the half thanks to a 73-yard TD strike to Joe Bradford from Todd Hammel. The 'Jacks had a field goal attempt blocked in the third quarter, giving some momentum to JSU. But Johnnie Hendrix stepped in front of a Tiger pass on the next series and took it back 48 yards for a touchdown to take the wind out of the JSU sails. SFA rolled up 408 total yards in the game, while the 'Jack defense held JSU to only 159 yards of offense (139 rush, 87 pass).

<b>Jackson State</b>	<b>0</b>	<b>0</b>	<b>0</b>	<b>0</b>	<b>- 0</b>
<b>SFA</b>	<b>7</b>	<b>0</b>	<b>10</b>	<b>7</b>	<b>- 24</b>

SFA-4:31, 1st-Joe Bradford 73-yd pass from Todd Hammel (Chuck Rawlinson kick)  
 SFA-9:52, 3rd-Johnnie Hendrix 48 interception return (Rawlinson kick)  
 SFA-2:48, 3rd-Rawlinson 34-yd Field Goal  
 SFA-12:32, 4th-Michael Horace 1-yd run (Rawlinson kick)  
 Attendance: 5,384

**1988 NCAA DIV. I-AA QUARTERFINAL**  
**Dec. 3, 1988 • Statesboro, Ga.**  
**Georgia Southern 27, SFA 6**

The number nine 'Jacks held the second ranked Georgia Southern Eagles at bay for one half, but GSC's second-half barrage was too much for the 'Jacks who fell to the Eagles 27-6. SFA took a 6-3 lead into halftime with a pair of Chuck Rawlinson field goals (46, 20). But an interception on SFA's first possession of the second half turned into an Eagle TD, and a score on GSC's next possession ended the Lumberjacks' hopes. Georgia Southern, the eventual national runner-up, collected 417 total yards while the 'Jacks netted just 287, despite the 140-yard rushing performance of Michael Horace.

<b>SFA</b>	<b>3</b>	<b>3</b>	<b>0</b>	<b>0</b>	<b>- 6</b>
<b>Georgia Southern</b>	<b>0</b>	<b>3</b>	<b>14</b>	<b>10</b>	<b>- 27</b>

SFA-5:12, 1st-Chuck Rawlinson 46-yd Field Goal  
 SFA-12:58, 2nd-Rawlinson 20-yd Field Goal  
 GSC-5:48, 2nd-Mike Dowis 24-yd Field Goal  
 GSC-10:48, 3rd-Ernest Thompson 1-yd run (Dowis kick)  
 GSC-4:10, 3rd-Johnson 3-yd run (Dowis kick)  
 GSC-9:06, 4th-Dowis 41-yd Field Goal  
 GSC-2:56, 4th-T. Belsler 52-yd pass from Raymond Gross (Dowis kick)  
 Attendance: 12,289

**1989 NCAA DIVISION I-AA FIRST ROUND**

**Nov. 25, 1989 • Nacogdoches, Texas**  
**SFA 59, Grambling State 56**

It was a record-breaking afternoon at Homer Bryce Stadium as the third-ranked Lumberjacks had to come from behind to edge 13th rated Grambling State 59-56. The wild fourth quarter had a combined 50 points scored and 456 yards gained. SFA quarterback Todd Hammel set I-AA playoff and school records with his 517 passing yards and 539 yards of individual total offense. The 'Jacks led 7-6 after one quarter, but trailed at the half 27-21 and after three 34-31. Then came the fourth. Hammel tossed two quick TD passes to put SFA up 45-34. Grambling came back with a pair of touchdowns with two-point conversions sandwiched around another Hammel TD strike, cutting the 'Jack lead to 52-50. The Tigers stopped SFA for the only time in the fourth quarter and used the next play to take the lead with a 45-yard scoring strike. However, the pass for two failed, so GSU held a 56-52 advantage. Hammel took over on the final possession, running or throwing on every play, capping the drive with a one-yard sneak for the score at 59-56. The SFA defense stepped up on the Tigers final drive, ending Grambling's hopes with a quarterback sack after GSU drove to the SFA 28. When it was done, SFA collected 631 total yards and Grambling 656.

<b>Grambling State</b>	<b>6</b>	<b>21</b>	<b>7</b>	<b>22</b>	<b>- 56</b>
<b>SFA</b>	<b>7</b>	<b>14</b>	<b>10</b>	<b>28</b>	<b>- 59</b>

GSU-12:45, 1st-Fred Jones 36-yd pass from Clemente Gordon (kick failed)  
 SFA-12:26, 1st-Tim Fields 90-yd kickoff return (Chuck Rawlinson kick)  
 GSU-10:27, 2nd-Andrew Glover 8-yd pass from Gordon (Derrick Levi kick)  
 GSU-9:28, 2nd-Jake Reed 25-yd pass from Gordon (Levi kick)  
 GSU-6:30, 2nd-Reed 19-yd run (Levi kick)  
 SFA-4:34, 2nd-Roland Dumes 10-yd run (Rawlinson kick)  
 SFA-0:36, 2nd-Pat Jackson 27-yd pass from Todd Hammel (Rawlinson kick)  
 GSU-13:02, 3rd-Reed 12-yd pass from Gordon (Levi kick)  
 SFA-11:58, 3rd-Eric Wright 54-yd from Hammel (Rawlinson kick)  
 GSU-6:22, 3rd-Rawlinson 30-yd Field Goal  
 SFA-12:40, 4th-Dave Kelley 25-yd from Hammel (Rawlinson kick)  
 SFA-9:33, 4th-Wright 38-yd from Hammel (Rawlinson kick)  
 GSU-8:37, 4th-Glover 49-yd from Gordon (F. Thomas pass from Gordon)  
 SFA-7:06, 4th-Jackson 22-yd pass from Hammel (Rawlinson kick)  
 GSU-5:21, 4th-Walter Dean 1-yd run (Dean run)  
 GSU-4:04, 4th-Glover 45-yd pass from Gordon (pass failed)  
 SFA-1:17, 4th-Hammel 1-yd run (Rawlinson kick)  
 Attendance: 7,106

**1989 NCAA DIV. I-AA QUARTERFINAL**  
**Dec. 2, 1989 • Nacogdoches, Texas**  
**SFA 55, Southwest Missouri State 25**

The offensive-minded Lumberjacks had no problem in advancing to the semifinals as third-ranked SFA downed ninth-ranked Southwest Missouri State 55-25. The 'Jacks aerial show set up a good run attack as the 'Jacks collected 613 total yards. SMS rolled up a few stripes as well, collecting 494 yards. SFA quarterback Todd Hammel threw for 405 yards and two Touchdowns, while running back Roland Dumes scampered for 103 yards on five carries, including touchdown runs of 36 and 62 yards. Kicker Chuck Rawlinson blasted a 51-yard field goal, tying the SFA record at the time. The 'Jacks struck on their first two possession, as Hammel hit four of his first five passes. The Bears would battle back, closing the gap to 26-18 with 3:40 to play in the third quarter. But that was as close as SMS would get. Hammel directed the 'Jacks to two more scores and then turned over the reins for two other scoring drives to cap a second high-powered playoff afternoon for the Lumberjacks at Homer Bryce Stadium.

<b>Southwest Missouri</b>	<b>3</b>	<b>7</b>	<b>8</b>	<b>7</b>	<b>- 25</b>
<b>SFA</b>	<b>16</b>	<b>7</b>	<b>11</b>	<b>21</b>	<b>- 55</b>

SFA-14:12, 1st-Pat Jackson 63-yd pass from Todd Hammel (Chuck Rawlinson kick)  
 SFA-11:31, 1st-Larry Centers 22-yd pass from Hammel (Rawlinson kick)  
 SMS-5:25, 1st-Chris Potthast 31-yd Field Goal  
 SFA-2:50, 1st-Rawlinson 36-yd Field Goal  
 SMS-11:23, 2nd-Tony Gilbert 18-yd run (Potthast kick)  
 SFA-5:31, 2nd-Dave Kelley 11-yd from Hammel (Rawlinson kick)  
 SFA-9:44, 3rd-Rawlinson 51-yd Field Goal  
 SMS-3:40, 3rd-Rodney McConico 92-yd pass from DeAndre

Smith (Smith run)  
 SFA-2:46, 3rd-Joe Bradford 10-yd pass from Hammel (Kelley pass from Hammel)  
 SFA-11:24, 4th-Roland Dumes 36-yd run (Rawlinson kick)  
 SFA-5:04, 4th-Dumes 62-yd run (Rawlinson kick)  
 SMS-2:47, 4th-Doug Adams 50-yd pass from Paul Carney (Potthast kick)  
 SFA-2:33, 4th-Eric Gaines 44-yd run (Rawlinson kick)  
 Attendance: 10,491

**1989 NCAA DIVISION I-AA SEMIFINAL**  
**Dec. 9, 1989 • Greenville, SC**  
**SFA 21, Furman 19**

The No. 3 Lumberjacks battled both the elements and No. 2 Furman in the I-AA semifinals, winning both battles with a 21-19 triumph over the defending national champion Paladins. The 'Jacks held Furman on its first possession on fourth-and-one at the SFA 15, then let Todd Hammel do his duty on the next two possessions to take a 14-0 lead into the second quarter. As the snow and sleet fell harder, the 'Jacks allowed a Paladin touchdown before scoring their final touchdown on a Larry Centers 14-yard run for a 21-7 halftime lead. The 'Jacks and Paladins traded turnovers deep in the other's territory in the third. Furman found its snow treads in the fourth quarter, but a missed PAT kick after scoring early in the period left SFA up 21-13. As blizzard conditions took effect, Furman marched on a final drive culminating with a touchdown with 19 seconds left. Down two, the Paladins went for two, only to be stopped by the 'Jack defense to give SFA the victory.

<b>SFA</b>	<b>14</b>	<b>7</b>	<b>0</b>	<b>0</b>	<b>- 21</b>
<b>Furman</b>	<b>0</b>	<b>7</b>	<b>0</b>	<b>12</b>	<b>- 19</b>

SFA-7:41, 1st-Dave Kelley 34-yd pass from Todd Hammel (Chuck Rawlinson kick)  
 SFA-3:47, 1st-Joe Bradford 5-yd pass from Hammel (Rawlinson kick)  
 FU-11:37, 2nd-Don Clardy 23-yd pass from Patrick Baynes (G. Connally kick)  
 SFA-7:26, 2nd-Larry Centers 14-yd run (Rawlinson kick)  
 FU-13:22, 4th-Billy Stockdale 1-yd run (kick failed)  
 FU-0:19, 4th-Stockdale 1-yd run (run failed)

Attendance: 7,015

Postseason Play

## 1989 NCAA DIV. I-AA CHAMPIONSHIP

Dec. 16, 1989 • Statesboro, Ga.

Georgia Southern 37, SFA 34

The third-ranked Lumberjacks played for a national championship for the first time in school history as they visited top-ranked Georgia Southern. It was the first time in NCAA history that the I-AA Championship Game was played at the home site of a participant as Statesboro began a three-year contract to host the game. Because of this, a then-I-AA championship game record crowd of 25,725 turned out along with an ESPN national television audience to see the 'Jacks battle the Eagles. It was a classic battle of the SFA passing game against the powerful running attack of Georgia Southern. The Eagles grabbed an early 14-0 lead, but the 'Jacks battled back with a Hammel run and a pass to Larry Centers. GSC added two field goals, only to have SFA's Chuck Rawlinson add not one but two 53-yard field goals to knot the game at 20-all in the third. SFA jumped to its first lead with a Hammel pass to Joe Bradford, only to have the Eagles counter it. With three seconds gone in the fourth quarter, the game deadlocked at 27-all. Hammel broke the tie on SFA's next possession with a 46-yard strike to Centers to give the 'Jacks a 34-27 advantage. GSC came back to tie the game for a fourth time with 5:58 to play at 34-all. On the next series, Hammel threw an interception at the SFA 30. The Eagles then forced the ball down field. The 'Jacks kept them out of the endzone but not off the scoreboard, as a field goal with 1:41 to play tilted the game in favor of GSC. Hammel tried to pull it out, but was intercepted on fourth down, one of five interceptions for the Eagles in the game. It was a contest where SFA won a statistical battle with 422 total yards to 387, but lost the war.

<b>SFA</b>	<b>7</b>	<b>10</b>	<b>10</b>	<b>7</b>	<b>- 34</b>
<b>Georgia Southern</b>	<b>14</b>	<b>6</b>	<b>0</b>	<b>17</b>	<b>- 37</b>

GSC-10:41, 1st-Raymond Gross 34-yd run (Mike Dowis kick)  
 GSC-7:58, 1st-Terrance Sorrell fumble recovery in endzone (Dowis kick)  
 SFA-0:19, 1st-Todd Hammel 1-yd run (Chuck Rawlinson kick)  
 SFA-8:50, 2nd-Larry Centers 12-yd pass from Hammel (Rawlinson kick)  
 GSC-4:27, 2nd-Dowis 30-yd Field Goal  
 GSC-0:21, 2nd-Dowis 37-yd Field Goal  
 SFA-0:00, 2nd-Rawlinson 53-yd Field Goal  
 SFA-11:19, 3rd-Rawlinson 53-yd Field Goal  
 SFA-5:27, 3rd-Joe Bradford 7-yd pass from Hammel (Rawlinson kick)  
 GSC-14:57, 4th-Joe Ross 2-yd run (Dowis kick)  
 SFA-12:32, 4th-Centers 46-yd pass from Hammel (Rawlinson kick)  
 GSC-5:58, 4th-Ernest Thompson 1-yd run (Dowis kick)  
 GSC-1:41, 4th-Dowis 20-yd Field Goal  
 Attendance: 25,725

## 1993 NCAA DIV. I-AA FIRST ROUND

Nov. 27, 1993 • Troy, Ala.

Troy State 42, SFA 20

John Pearce brought his 14th-ranked Lumberjacks to visit top-ranked Troy State, marking the 'Jacks' return as a national program. The Trojans took the opening drive in for an early lead, but the 'Jacks came back on Michael Pearce's touchdown catch from James Ritchey. But a blocked point after attempt foreshadowed things to come. Troy added another score, only to be matched by another Ritchey TD strike, this time to Kevin Goodwin. SFA failed on its attempt for the two-point conversion. TSU returned with another score to take a 21-12 lead into the half. It didn't take Troy State long to take complete control, as the Trojans took the second half kick off all the way for a score. TSU added two more scores before the 'Jacks added their final score. Troy State collected 402 yards of offense, while SFA tallied 325.

<b>SFA</b>	<b>6</b>	<b>6</b>	<b>0</b>	<b>8</b>	<b>- 20</b>
<b>Troy State</b>	<b>14</b>	<b>7</b>	<b>7</b>	<b>14</b>	<b>- 42</b>

TSU-5:17, 1st-Eric Polite 4-yd pass from Kelvin Simmons (Ollie Quass kick)  
 SFA-0:56, 1st-Michael Pearce 7-yd pass from James Ritchey (kick blocked)  
 TSU-0:22, 1st-Orlando Parker 51-yd pass from Simmons (Quass kick)  
 SFA-12:16, 2nd-Kevin Goodwin 9-yd pass from Ritchey (pass failed)  
 TSU-8:54, 2nd-Jimmy Godwin 2-yd run (Quass kick)  
 TSU-14:44, 3rd-Parker 88-yd kickoff return (Quass kick)  
 TSU-12:22, 4th-Godwin 2 run (Quass kick)  
 TSU-10:26, 4th-Robert Kilow 25 pass from Simmons (Quass kick)  
 SFA-6:54, 4th-Goodwin 7 pass from Mike Goddard (Pearce pass from Goddard)  
 Attendance: 4,500

## 1995 NCAA DIV. I-AA FIRST ROUND

Nov. 25, 1995 • Nacogdoches, Texas

SFA 34, Eastern Illinois 29

The Lumberjacks carried a No. 5 ranking into the 1995 playoffs and a home game with 12th-ranked Eastern Illinois. While the game was close, SFA never trailed in taking a 34-29 victory. The 'Jacks controlled the game through the air, with quarterback James Ritchey collecting 390 passing yards. SFA scored the first two touchdowns on the ground and added a Brian Minton field goal for 17 first half points. The Panthers got two second-quarter scores and a two-point conversion to trail 17-15 at intermission. It looked like EIU had carried the momentum from the half, when Panther Willie High (who had scored the two TDs) broke away on a 56-yard run. But cornerback Jason Speights stripped him of the ball on the tackle, and safety Ron Powell fell on it, giving the 'Jacks a break. Ritchey directed SFA to a pair of touchdowns on throws to Mikhael Ricks and added another field goal to go up 34-15. Eastern Illinois didn't give up and added two fourth quarter touchdowns before the 'Jacks' defense called it a game. SFA rolled up 491 yards of offense to 484 for the Panthers.

<b>Eastern Illinois</b>	<b>0</b>	<b>15</b>	<b>0</b>	<b>14</b>	<b>- 29</b>
<b>SFA</b>	<b>7</b>	<b>10</b>	<b>14</b>	<b>3</b>	<b>- 34</b>

SFA-6:31, 1st-Leonard Harris 21 run (Brian Minton kick)  
 SFA-12:14, 2nd-James Ritchey 7 run (Minton kick)  
 EIU-7:36, 2nd-Willie High 2 run (Steve Largent kick)  
 SFA-5:18, 2nd-Minton 24 Field Goal  
 EIU-0:02, 2nd-High 2 run (Pete Mauch run)  
 SFA-10:07, 3rd-Mikhael Ricks 56 pass from Ritchey (Minton kick)  
 SFA-0:27, 3rd-Ricks 23 pass from Ritchey (Minton kick)  
 SFA-10:24, 4th-Minton 34 Field Goal  
 EIU-6:51, 4th-Charlie Roche 10 pass from Mauch (Largent kick)  
 EIU-5:14, 4th-Tom Hess 25 pass from Mauch (Largent kick)  
 Attendance: 3,552

## 1995 NCAA DIV. I-AA QUARTERFINAL

Dec. 2, 1995 • Boone, N.C.

SFA 27, Appalachian State 17

The number five Lumberjacks invaded Kidd Brewer Stadium at second-ranked Appalachian State as an underdog. But when they left, it was SFA that remained alive in the playoffs. The 'Jacks handed Appalachian State its only loss of the season, with a 27-17 triumph. The 'Jacks rode the shoulders of SFA's all-time leading rusher, Leonard Harris, for 180 yards and the triumph. After allowing ASU to post an early lead, the 'Jacks came back with two Brian Minton field goals and a Dameian Valley TD run to a 13-10 advantage at the half. A fumble deep in ASU territory killed an SFA drive and gave the Mountaineers enough momentum to set up a five-play scoring drive in to snatch a 17-13 lead. With 6:45 remaining in the game, SFA held the ball on their own 26. Quarterback James Ritchey hit Chris Jefferson for 49 and nine yards to the ASU16, then handed it to Harris three times for the score to take a 20-17 lead. The defense held and sacked the ASU quarterback on fourth down. Harris accounts for all 30 yards needed in four plays and capped the scoring with a six-yard plunge. A final Mountaineer drive was snuffed by a Greg Axelrod interception and the 'Jacks advance again. SFA outgained Appalachian State in total yards 436 to 272 and in rushing 267 to 72.

<b>SFA</b>	<b>10</b>	<b>3</b>	<b>0</b>	<b>14</b>	<b>- 27</b>
<b>Appalachian State</b>	<b>7</b>	<b>3</b>	<b>7</b>	<b>0</b>	<b>- 17</b>

ASU-8:17, 1st-Frank Leatherwood 2 pass from Scott Satterfield (Jay Sutton kick)  
 SFA-3:51, 1st-Brian Minton 31 Field Goal  
 SFA-1:04, 1st-Dameian Valley 17 run (Minton kick)  
 SFA-10:49, 2nd-Minton 20 Field Goal  
 ASU-0:33, 2nd-Sutton 31 Field Goal  
 ASU-6:42, 3rd-Aldwin Lance 6 pass from Satterfield (Sutton kick)  
 SFA-2:33, 3rd-Leonard Harris 2 run (Minton kick)  
 SFA-1:38, 4th-Harris 6 run (Minton kick)  
 Attendance: 8,941

## 1995 NCAA DIV. I-AA SEMIFINAL

Dec. 9, 1995 • Missoula, Mont.

Montana 70, SFA 14

The conditions and Grizzlies were too much for the fifth-ranked Lumberjacks as they fell to eighth-ranked, and eventual national champion, Montana 70-14 in a Missoula deep freeze. The temperature for the 10 a.m. Mountain kickoff (for a live national TV audience on Prime Sports) was six degrees with a wind chill of -15 degrees. The 'Jacks won the toss and took the first drive on the frozen field in for a Leonard Harris touchdown. Unfortunately, it

was SFA's only lead. Led by Walter Payton-award-winner Dave Dickenson, the Grizzlies came back quickly to tie the game then took a lead they would never relinquish. The 'Jacks held tough in the bitter cold, as Harris pulled SFA within a score at 21-14 with 3:45 left in the half. However, Montana wasn't finished and added not one, but two scores using a quick passing game that caught the skidding 'Jacks' defenders out of position. As snow started falling in the second half and got heavier and heavier, the 'Jacks couldn't stop the Grizzlies, who kept adding to their lead. When it was over, Montana netted 669 total yards to just 264 for SFA.

<b>SFA</b>	<b>7</b>	<b>7</b>	<b>0</b>	<b>0</b>	<b>- 14</b>
<b>Montana</b>	<b>14</b>	<b>21</b>	<b>28</b>	<b>7</b>	<b>- 70</b>

SFA-9:29, 1st-Leonard Harris 1 run (Brian Minton kick)  
 UM-7:05, 1st-Mike Erhardt 5 pass from Dave Dickenson (Andy Larson kick)  
 UM-2:31, 1st-Dickenson 8 run (Larson kick)  
 UM-7:44, 1st-Joe Douglass 33 pass from Dickenson (Larson kick)  
 SFA-3:45, 2nd-Harris 2 run (Minton kick)  
 UM-2:05, 2nd-Raul Pacheco 20 pass from Dickenson (Larson kick)  
 UM-0:28, 2nd-Nathan Dolan 23 pass from Dickenson (Larson kick)  
 UM-13:38, 3rd-Erhardt 28 pass from Dickenson (Larson kick)  
 UM-9:02, 3rd-Josh Branen 2 run (Larson kick)  
 UM-6:00, 3rd-Brian Gales 10 run (Larson kick)  
 UM-0:42, 3rd-Chris Morton 15 run (Larson kick)  
 UM-9:31, 4th-Morton 2 run (Larson kick)  
 Attendance: 18,523

## 2009 NCAA FCS FIRST ROUND

Nov. 28, 2009 • Nacogdoches, Texas

SFA 44, Eastern Washington 33

SFA recorded its first postseason victory since the 1995 season with a 44-33 win over Eastern Washington at Homer Bryce Stadium in the opening round of the NCAA FCS Playoffs.

The 'Jacks took an 11-point lead into the locker room at halftime, and exploded in the second half. Junior quarterback Jeremy Moses guided SFA to back-to-back touchdowns to give SFA a commanding 37-12 lead with 5:54 remaining in the quarter. The 'Jacks pushed their advantage to 25 points before the Eagles mounted a rally, but EWU could get no closer than 11 points.

The 'Jacks finished the game with 595 yards of total offense, while EWU recorded 563 yards. Moses completed 43-of-57 passes for 432 yards and four touchdowns, but also had three interceptions. Nicholls, the Big Sky Conference Player of the Year, was 43-of-76 for 461 yards and three touchdowns on the night.

Senior Duane Brooks who tied a school record with his 15 receptions for 124 yards, and also became the first player in SLC history to record 100 receptions in a season. Senior Vincent Pervis led the SFA ground attack with 16 carries for 125 yards. The SFA defense finished the night with five players in double figure tackles led by junior Jabara Williams 15 tackles.

<b>#13 E. Washington</b>	<b>10</b>	<b>2</b>	<b>14</b>	<b>7</b>	<b>- 33</b>
<b>#12 SFA</b>	<b>10</b>	<b>13</b>	<b>21</b>	<b>0</b>	<b>- 44</b>

EWU-12:43, 1st- M. Jarrett 40 yd FG  
 SFA-10:10, 1st- E. Engwall 20 yd FG  
 SFA-4:14, 1st- R. Hampton 5 yd run (Engwall kick)  
 EWU-2:10, 1st- M. Martin 5 yd pass from M. Nicholls (M. Jarrett kick)  
 SFA-8:43, 2nd- C. Roberson 24 yd pass from J. Moses (Engwall kick)  
 EWU-6:35, 2nd- TM Safety  
 SFA-2:57, 2nd- E. Engwall 34 yd FG  
 SFA-00:10, 2nd- E. Engwall 34 yd FG  
 SFA-11:15, 3rd- B. Scott 4 yd pass from J. Moses (Engwall kick)  
 SFA-5:54, 3rd- B. Scott 19 yd pass from J. Moses (Engwall kick)  
 SFA-4:51, 3rd- B. Kaufman 20 yd pass from M. Nicholls (Jarrett kick)  
 SFA-1:48, 3rd- Z. Fancher 4 yd pass from J. Moses (Engwall kick)  
 EWU-00:08, 3rd- T. Jones 2 yd run (Jarrett kick)  
 EWU-9:38, 4th- N. Overbay 5 yd pass from M. Nicholls (Jarrett kick)

## 2009 NCAA FCS SECOND ROUND

Dec. 12, 2009 • Nacogdoches, Texas

Montana 51, SFA 0

SFA was unable to overcome 10 turnovers, as the Grizzlies rolled to a 51-0 victory at Washington-Grizzly Stadium in Missoula, Mont. The 'Jacks finished the season 10-3 overall, while the Grizzlies improved to 13-0. It was the first time SFA was shutout since 2007 (vs. #20 South Dakota State).

Turnovers were the story of the game as

Montana scored 38 unanswered points to start the game. SFA turned the ball over seven times in the first half, including three times inside the Grizzlies 20-yard line and one at the goal line. The top-seeded Griz made SFA pay for the mistakes taking a 38-point lead into the locker room.

The Lumberjacks were able to move the ball recording 220 yards of total offense in the first half, but were unable to dent the scoreboard.

The Grizzlies opened the scoring with a Brody McKnight 34-yard field goal at the 8:53 mark of the first quarter. Less than 2:30 minutes later, Montana tacked on its first of five opening-half touchdowns, when Chase Reynolds crossed the goal line on a three-yard run.

The Griz recorded 474 of total offense, while SFA finished the game with 280. Moses finished the game 22-of-34 for 204 yards, but had five interceptions. Senior Duane Brooks led all receivers with eight receptions for 54 yards. SFA was only able to manage 51 yards on the ground, led by senior Vincent Pervis who carried the ball eight times for 47 yards.

<b>#12 SFA</b>	<b>0</b>	<b>0</b>	<b>0</b>	<b>0</b>	<b>0</b>
<b>#3 Montana</b>	<b>10</b>	<b>28</b>	<b>10</b>	<b>3</b>	<b>51</b>

- UM-8:53, 1st- B. McKnight 34 yd FG
- UM-5:30, 1st- C. Reynolds 3 yd run (McKnight kick)
- UM-12:24, 2nd- A. Selle 4 yd run (McKnight kick)
- UM-11:27, 2nd - Marc Mariani 14 yd pass from A. Sell (McKnight kick)
- UM-2:07, 2nd- J. Sambrano 13 yd pass from A. Selle (McKnight kick)
- UM-00:09, 2nd- S. Pfahler 11 yd pass from A. Selle (McKnight kick)
- UM-10:53, 3rd- C. Reynolds 9 yd run (McKnight kick)
- UM-6:38, 3rd- B. McKnight 32 yd FG
- UM-5:15, 3rd- B. McKnight 20 yd FG

**2010 NCAA FCS OPENING ROUND**  
**Dec. 4, 2010 • Nacogdoches, Texas**  
**Villanova 54, SFA 24**

Senior quarterback Jeremy Moses set an NCAA FCS career record for completions but the Stephen F. Austin Lumberjacks lost to the defending National Champions, 54-24, Saturday afternoon at Homer Bryce Stadium.

After jumping out to a 21-7 first quarter lead, the Lumberjacks struggled to hold on to the football and Villanova took advantage of the miscues. The Lumberjacks scored only three points on their next five possessions, which including an interception, and a fumble punt and kick return. Villanova seized the opportunity outscoring SFA, 27-3, over the next 16:33 to take a 10-point lead into the locker room. The Wildcats never trailed after that rattling off 40 unanswered points.

A two-time SLC Player of the Year and the school and conference all-time leading passer, Moses finished his career as the FCS all-time completions leader (1,184). It marked the first time since the 2009 playoff game at Montana that Moses did not record a touchdown pass.

Freshman running back Keith Lawson recorded all three of SFA's touchdowns on one-yard runs in the first quarter. He finished the night with 15 carries for 75 yards and the three scores. He also caught four passes for 25 yards.

Moses completed 33-of-51 passes for 340 yards. His favorite target was sophomore Cordell Roberson who hauled in nine passes for 71 yards.

Sophomore Josh Aubrey recorded a game-high 13 tackles, while seniors Sean Warren and Jabara Williams each added 10.

<b>#10 Villanova</b>	<b>7</b>	<b>27</b>	<b>3</b>	<b>17</b>	<b>— 54</b>
<b>#12 SFA</b>	<b>21</b>	<b>3</b>	<b>0</b>	<b>0</b>	<b>— 24</b>

- SFA - 9:58, 1st - K. Lawson 1 yd run (Henshaw kick)
- VU - 5:09, 1st - N. White 16 yd pass from C. Whitney (M. Hamilton kick)
- SFA - 2:33, 1st - K. Lawson 1 yd run (Henshaw kick)
- SFA - 1:34, 1st - K. Lawson 1 yd run (Henshaw kick)
- VU - 10:59, 2nd - N. White 11 yd pass from C. Whitney (Hamilton kick)
- SFA - 7:46, 2nd - T. Henshaw 35 yd FG
- VU - 4:50, 2nd - M. Hamilton 37 yd FG
- VU - 2:00, 2nd - N. White 17 yd pass from M. Calbi (Hamilton kick)
- VU - 0:34, 2nd - M. Reynolds 4 yd pass from C. Whitney (Hamilton kick)
- VU - 00:00, 2nd - M. Hamilton 38 yd FG
- VU - 6:17, 3rd - M. Hamilton 30 yd FG
- VU - 13:12, 4th - M. Szczur 51 yd pass from C. Whitney (Hamilton kick)
- VU - 8:41, 4th - M. Hamilton 27 yd FG
- VU - 1:49, 4th - B. Erbeznik 0 yd fumble recovery (Hamilton kick)

### Radio Coverage

Stephen F. Austin and Town Square Media are entering their 18th year of coverage of Stephen F. Austin football. KTBC (107.7 FM), covers the entire East Texas area and provides SFA with a great signal to bring the color and excitement of SFA football to thousands across the state.

Play-by-play responsibilities will once again be handled by Assistant Athletics Director Rob Meyers. Meyers is entering his 17th season in Nacogdoches, but his eighth season behind the mic for the Lumberjacks.

A graduate of SFA, he joined the university staff after a 10-year career in radio and two years as editor-publisher of the East Texas Times. During his radio career, Meyers served as the news and sports director for several radio stations, including two in the Lufkin/Nacogdoches market. Meyers also handles the play-by-play duties for the Lumberjack basketball team.

### Newspaper Coverage

The Nacogdoches Daily Sentinel covers the Lumberjacks on a daily basis. Sports Editor Kevin Gore heads up the coverage, assisted by Brandon Ogden. Weekly features and columns highlight the achievements of SFA athletes, as well as keep track of statistics and standings for local readers.

The 'Jacks also receive considerable attention in the Tyler-Morning Telegraph and The Houston Chronicle. The student-run Pine Log newspaper also covers the 'Jacks on a twice-weekly basis.

### Television Coverage

KTRE-TV, the local ABC affiliate in the Lufkin-Nacogdoches area, covers the Lumberjacks on a daily basis, providing viewers across East Texas with the latest news and information regarding the Lumberjack football team. The East Texas News on KTRE also highlights the accomplishments of one member of the Lumberjack football team each week in their weekly 'Jack of the Week' feature.

The 2012 season marks the fifth year of the SLC-TV Network. In 2007, the SLC began streaming a 'game of the week' live over the internet. The conference covers a 'Game of the Week' on its SLC-TV Network. The 2013 television was not released at the time of print.

### SFA Media Relations

The 2013 Lumberjack Football Media Guide was written to assist in the day-to-day coverage of Stephen F. Austin football. The Media Relations Office at SFA, headed by Director of Media Relations James Dixon, will gladly assist the media in obtaining any information needed in covering the 'Jacks.

We are available weekdays from 8 a.m. to 5 p.m. in our office, located on

the north end of Homer Bryce Stadium in the SFA athletic field house. During the football season, media relations personnel are typically available at the office Sundays from noon - 4 p.m.

### Office Information

#### Mailing Address:

SFA Sports Information  
P.O. Box 13010, SFA Station  
Nacogdoches, TX 75962-3010

#### Overnight Address:

SFA Sports Information  
SFA Athletic Fieldhouse  
712 Hayter Street  
Nacogdoches, TX 75962-3010

#### Phones:

Office: (936) 468-2606  
Fax: (936) 468-4593  
Dixon's Cell: (936) 552-1171  
e-mail: jdixon@sfasu.edu

### Interviews with Coach Harper

J.C. Harper is readily accessible to the media. The best times to reach Harper by telephone are Wednesday and Thursday mornings. He will return telephone messages as soon as possible.

Coach Harper also will take part in the weekly Southland Conference telephone press conference call each Tuesday morning.

All other requests for interviews must be arranged through the Media Relations Office (936) 468-2606.

### Player Interviews

All interviews with Lumberjack players must be arranged a day in advance through the Media Relations Office. This is to ensure that players will be available and able to talk with the media.

Tuesday is set aside as interview day and is the best day to talk with Lumberjack players. If a media agency needs a player interview on another day, it must be arranged through the Media Relations Office 24 hours in advance.

### Credentials

All requests for credentials should be addressed to the SFA Media Relations Office. Requests for individual game credentials should be received in the office by 5 p.m. on the Wednesday prior to a home game. We prefer that these requests come via e-mail. Visiting media should make their requests through the visiting media relations office.

Credentials for members of the media covering visiting opponents will be mailed to that school's media relations director unless other arrangements are made in advance. Media parking is set aside in the

southwest parking lot adjacent to Homer Bryce Stadium.

Credentials not mailed may be picked up in the SFA Media Relations Office until 4 p.m. on Fridays preceding home games.

The media will-call window is located in the elevator building just behind the SFA press box. The will-call window opens approximately 90 minutes prior to kickoff.

Stephen F. Austin State University follows the NCAA guidelines regarding media representatives on the sidelines. Photographers are not allowed inside the team areas or on the playing field until after the conclusion of the contest. Sideline credentials are required.

### Gameday Operations

The Stephen F. Austin pressbox facilities are managed on game days by members of the Media Relations Office. If you need any assistance, contact any member of the staff.

The first floor of the facility houses suites and a reserved seating section. The second floor is set aside for members of the working media, as well as radio, TV and coaches' booths.

### Visiting Radio Phone Lines

Visiting radio stations will have the use of two courtesy phone lines. All long distance charges are the responsibility of the using party. If additional lines are needed, or special requests must be filled, call the media relations office to make arrangements.

Statistics terminals with updated statistics also are provided in the radio booth during the game.

### Postgame Interviews

Members of the SFA Media Relations staff will assist members of the media in arranging postgame interviews. Coach Harper will meet with members of the media in the ready room (Rm. 136) of the field house following a 10-15 minute cooling-off period. Selected players also will meet with the media in the ready room.

The SFA locker room is closed to the media after all games.

Interviews with members of the visiting teams should be arranged through the visiting media relations office.



## Media Relations Contact List

School	Name	Office	E-Mail
SFA	James Dixon	(936) 468-2606	jdixon@sfasu.edu
Weber State	Paul Grua	(801) 626-7414	pgrua@weber.edu
Texas Tech	Blayne Beal	(806) 742-2770	layne.beal@ttu.edu
McMurry	Dave Beyer	(325) 793-4612	beyer.dave@mcm.edu
Montana State	Bill Lamberty	(406) 994-2278	blamberty@msubobcats.com
Prairie View A&M	Ryan McGinty	(936) 261-9140	rjmcginty@pvamu.edu
Southeastern Louisiana	Matt Sullivan	(985) 549-2142	rsullivan@selu.edu
Nicholls State	Jamie Bustos	(985) 448-4282	jamie.bustos@nicholls.edu
Central Arkansas	Steve East	(501) 450-5743	seast@uca.edu
Sam Houston State	Paul Ridings	(936) 294-1764	ridings@shsu.edu
McNeese State	Matt Bonnette	(337) 475-5207	mbonnette@mcneese.edu
Lamar	Erik Cox	(409) 880-7845	erik.cox@lamar.edu
Northwestern State	Doug Ireland	(318) 357-6467	ireland@nsula.edu
Southland Conference	Todd Lamb	(972) 422-9500	tlamb@southland.org

### Primary Media Outlets

#### TELEVISION

Justin Woodard  
KTRE-TV  
P.O. Box 729  
Lufkin, TX 75901  
Phone: (936) 569-0998  
Fax: (936) 853-8665

Danny Elzner  
KETK-TV  
4300 Richmond  
Tyler, TX 75703  
Phone: (903) 581-5656  
Fax: (903) 561-2459

Sports Director  
KYTX-TV CBS 19  
P.O. Box 729  
2211 ESE Loop 323  
Tyler, TX 75701  
Phone: (903) 581-2211  
Fax: (903) 581-5799

Ryan Peterson  
KLTV  
105 West Ferguson  
Tyler, TX 75702  
Phone: (903) 597-5588

#### WIRE SERVICES

The Associated Press  
4851 LBJ Freeway  
Suite 300  
Dallas, TX 75244  
Phone: (800) 442-7189  
Fax: (972) 991-7207

The Sports Network  
2200 Byberry Road  
Hatboro, PA 19040  
Phone: (800) 227-7249  
Fax: (800) 227-0803

#### RADIO

Danny Merrell  
KICKS-105 Radio  
P.O. Box 2209  
Lufkin, TX 75901  
Phone: (936) 564-9411  
Fax: (936) 632-5957

Sports Director  
KSAU-Radio  
P.O. Box 13048  
SFA Station  
Nacogdoches, TX  
75962-3048  
Phone: (936) 468-1242  
Fax: (936) 468-1117

Sports Director  
KTBB Radio  
P.O. Box 6  
Tyler, Texas 75710  
Phone (800) 477-5822  
Fax: (903) 593-4918

Sports Director  
ESPN Radio  
121 Cotton Square  
Lufkin, TX 75901  
Phone: (936) 634-6661

#### NEWSPAPERS

Kevin Gore  
The Daily Sentinel  
P.O. Box 68  
Nacogdoches, TX 75963  
Phone: (936) 564-8361  
Fax: (936) 560-4267

Phil Hicks  
Sports Editor  
Tyler Morning News  
P.O. Box 2030  
Tyler, TX 75710  
Phone: (903) 597-8111  
Fax: (903) 595-0335

Jack Stallard  
The Longview Journal  
P.O. 1792  
Longview, TX 75067  
Phone: (903) 757-3311  
Fax: (903) 757-3742

Sports Editor  
The Pine Log  
P.O. Box 13049,  
SFA Station  
Nacogdoches, TX  
75962-3049  
Phone: (936) 468-4703  
Fax: (936) 468-1016

Sports Desk  
The Dallas Morning News  
P.O. Box 655237  
Dallas, TX 75265  
Phone: (800) 431-0010  
Fax: (800) 651-0580

Sports Editor  
The Houston Chronicle  
801 Texas Avenue  
Houston, TX 77002  
Phone: (713) 220-7891  
Fax: (713) 220-7866