



FEDERATION INTERNATIONALE DE L'AUTOMOBILE

Race Preview

2013 SINGAPORE GRAND PRIX
20 – 22 SEPTEMBER 2013

The bright lights of the Marina Bay circuit provide the welcome this week as F1 heads east for the Singapore Grand Prix, the 13th round of the 2013 FIA Formula One World Championship. After the high-speed demands of Monza, the streets of Singapore offer a very different challenge.

With 23 corners, unforgiving walls and a lap time longer than at any other current grand prix, Marina Bay demands ultimate concentration from drivers – but Singapore does everything it can to shake that concentration. Between the abundant undulations of the city boulevards, the glare of the lights, the high temperatures and the humidity, Singapore presents perhaps the sternest challenge of the racing year.

Since joining the World Championship calendar in 2008, the Singapore Grand Prix has been won by just three drivers, who are also the three men leading the chase for the 2013 drivers' title. Fernando Alonso won in 2008 and 2010, bracketing a win for Lewis Hamilton in 2009. The last two runnings of the race have seen Sebastian Vettel victorious.

In 2012 Singapore marked the start of a four-race winning sequence for Vettel that saw him steadily diminish Alonso's lead in the drivers' championship. Vettel comes to Singapore this year in much better shape, off the back of wins in Belgium and Italy, both executed in imperious fashion. In doing so the reigning World Champion has established a lead of 53 points over Alonso and 81 over Hamilton.

Vettel isn't expected to have it quite so easy on the streets of Marina Bay. The strategic significance of track position, the ever-present threat of safety cars and forecast thunderstorms all contribute to make this grand prix potentially more complicated than those that have preceded it.



CIRCUIT DATA

MARINA BAY CIRCUIT

Length of lap: 5.073km

Lap record: 1:45.599

(Kimi Raikkonen, Ferrari, 2008)

Start/finish line offset: 0.137km

Total number of race laps: 61

Total race distance: 309.316km

Pitlane speed limits:

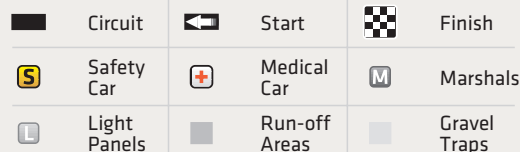
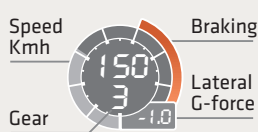
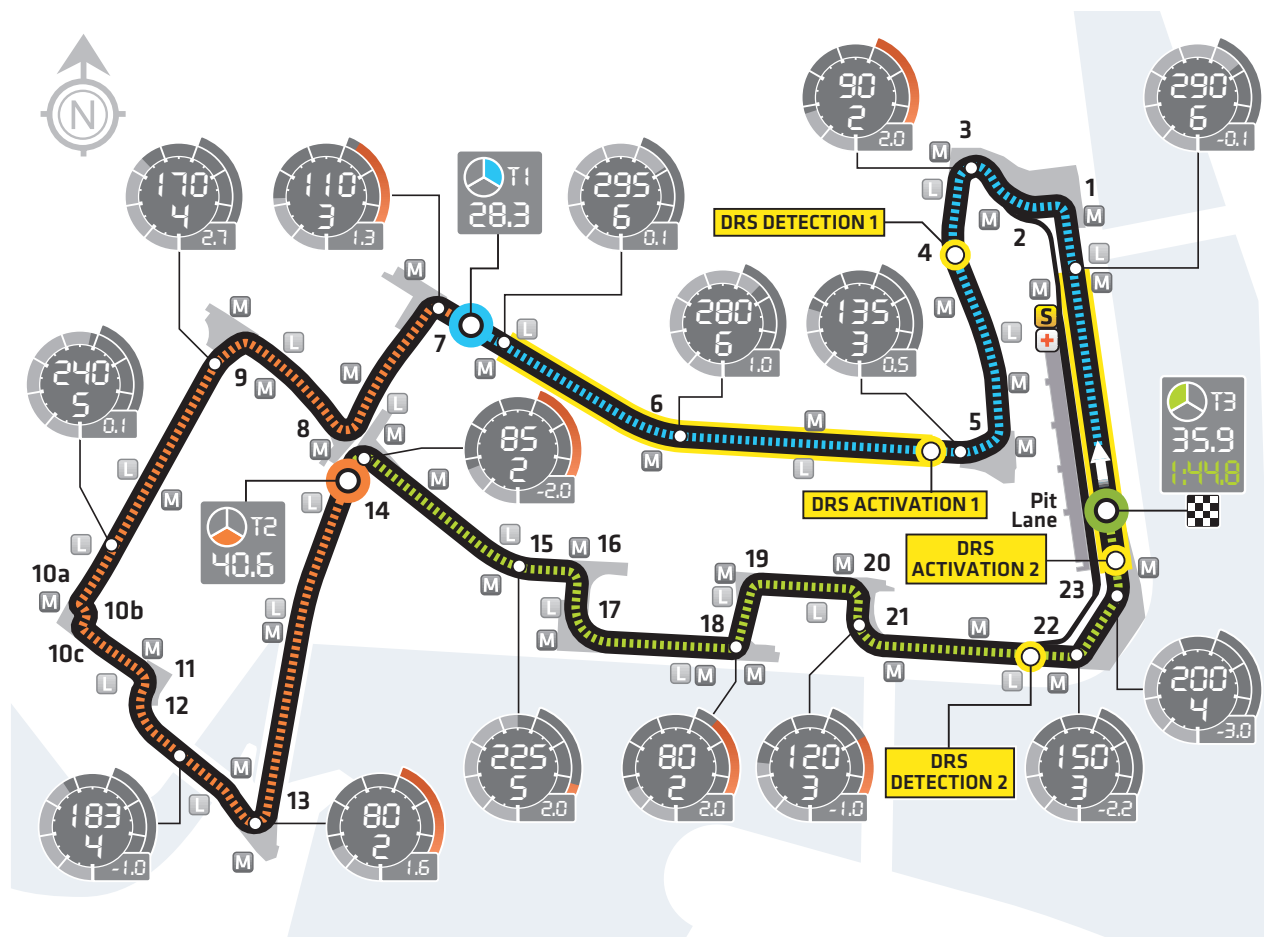
60km/h throughout the entire event weekend.

CHANGES TO THE CIRCUIT SINCE 2012

- Various small sections of track have been resurfaced.
- The steel kerbs installed for 2012 now have additional rear sections, removing the need to back-fill with asphalt (except the apex of Turn 18).
- The kerb on the exit of Turn Seven has been extended by 10m.
- Turn 10 has been re-aligned with the second and third apexes of the corner removed.
- The TecPro barrier on the exit of Turn 10 has been extended by 24m.

DRS ZONES

- There will be two DRS zones. The detection point of the first is 230m before Turn Five with an activation point 50m after the apex of Turn Five. The second detection point is 80m before the apex of Turn 22 with activation 45m after the apex of Turn 23.



Singapore GP Fast Facts

- The Singapore Grand Prix has always ran close to the two-hour maximum race time. The shortest Singapore Grand Prix to date was the 2009 race, won by Lewis Hamilton for McLaren in a time of 1:56:06.337. Fernando Alonso's victories in 2008 and 2010 were both completed in 1h57m and Sebastian Vettel's triumph in 2011 pushed that out to 1h59m. The 2012 race was the slowest to date with Vettel's winning time recorded as 2:00:26.144. Having gone beyond the two-hour cut-off point, the chequered flag was waved after 59 laps on this occasion instead of the scheduled 61. This was the first time since 2008 a grand prix had been completed by duration rather than distance.
- The above statistic paints a slightly false picture, as the Singapore Grand Prix has never been allowed to go the distance at racing speeds. The safety car has appeared every year to slow down proceedings. The proximity of barriers and the difficulty in accessing

- the circuit to clear wreckage make this circuit a high-probability candidate for a safety car deployment – something race strategists have to factor into their calculations.
- Despite being the grand prix that takes the longest to complete, Singapore has a higher average speed than Monaco. The disparity is explained by the Monaco Grand Prix running over a shorter distance than the rest of the calendar.
- In common with Monaco, Singapore is a maximum downforce circuit (and therefore sits at the opposite end of the scale to Monza). Other notable setup factors are necessitated by the uneven nature of the street surfaces and the need to attack kerbs through the tight right-angle street junctions. To address these issues, teams raise their ride-height and also set up with maximum suspension travel.
- The Formula One race is the second iteration of the Singapore Grand Prix. Its predecessor is a Formula Libre race which, having

- previously been called the Malaysian Grand Prix, became the Singapore Grand Prix after the city-state gained independence. The original incarnation of the Singapore Grand Prix ran from 1966-1973.
- Over the five-race history of the modern Singapore Grand Prix, Sebastian Vettel, Fernando Alonso and Jenson Button are the only drivers to have completed every lap of every race.
- Despite the ever-present threat of rain in the tropics, and the frequent showers and thunderstorms that have preceded and followed the race, the Singapore Grand Prix has, to date, always been a dry race.
- Pirelli is bringing its Supersoft and Medium compounds to Singapore. This combination has been used in 2013 at the Australian and Canadian Grands Prix. As was the case in Montreal, Singapore is nominally going a step harder this year, Pirelli having allocated the Supersoft and Soft compounds in 2012 and 2011.

Singapore GP

Championship Standings (Drivers)

	Australia	Malaysia	China	Bahrain	Spain	Monaco	Canada	GB	Germany	Hungary	Belgium	Italy	Singapore	Korea	Japan	India	Abu Dhabi	USA	Brazil	POINTS
1. Sebastian Vettel	15	25	12	25	12	18	25	0	25	15	25	25	--	--	--	--	--	--	--	222
2. Fernando Alonso	18	0	25	4	25	6	18	15	12	10	18	18	--	--	--	--	--	--	--	169
3. Lewis Hamilton	10	15	15	10	0	12	15	12	10	25	15	2	--	--	--	--	--	--	--	141
4. Kimi Raikkonen	25	6	18	18	18	1	2	10	18	18	0	0	--	--	--	--	--	--	--	134
5. Mark Webber	8	18	0	6	10	15	12	18	6	12	10	15	--	--	--	--	--	--	--	130
6. Nico Rosberg	0	12	0	2	8	25	10	25	2	0	12	8	--	--	--	--	--	--	--	104
7. Felipe Massa	12	10	8	0	15	0	4	8	0	4	6	12	--	--	--	--	--	--	--	79
8. Romain Grosjean	1	8	2	15	0	0	0	0	15	8	4	4	--	--	--	--	--	--	--	57
9. Jenson Button	2	0	10	1	4	8	0	0	8	6	8	1	--	--	--	--	--	--	--	48
10. Paul Di Resta	4	0	4	12	6	2	6	2	0	0	0	0	--	--	--	--	--	--	--	36
11. Adrian Sutil	6	0	0	0	0	10	1	6	0	0	2	0	--	--	--	--	--	--	--	25
12. Sergio Perez	0	2	0	8	2	0	0	0	4	2	0	0	--	--	--	--	--	--	--	18
13. Daniel Ricciardo	0	0	6	0	1	0	0	4	0	0	1	6	--	--	--	--	--	--	--	18
14. Nico Hulkenberg	0	4	1	0	0	0	0	1	1	0	0	10	--	--	--	--	--	--	--	17
15. Jean-Eric Vergne	0	1	0	0	0	4	8	0	0	0	0	0	--	--	--	--	--	--	--	13
16. Pastor Maldonado	0	0	0	0	0	0	0	0	0	1	0	0	--	--	--	--	--	--	--	1
17. Valtteri Bottas	0	0	0	0	0	0	0	0	0	0	0	0	--	--	--	--	--	--	--	0
18. Esteban Gutierrez	0	0	0	0	0	0	0	0	0	0	0	0	--	--	--	--	--	--	--	0
19. Jules Bianchi	0	0	0	0	0	0	0	0	0	0	0	0	--	--	--	--	--	--	--	0
20. Charles Pic	0	0	0	0	0	0	0	0	0	0	0	0	--	--	--	--	--	--	--	0
21. Giedo van der Garde	0	0	0	0	0	0	0	0	0	0	0	0	--	--	--	--	--	--	--	0
22. Max Chilton	0	0	0	0	0	0	0	0	0	0	0	0	--	--	--	--	--	--	--	0

Singapore GP

Championship Standings (Constructors)

	Australia	Malaysia	China	Bahrain	Spain	Monaco	Canada	GB	Germany	Hungary	Belgium	Italy	Singapore	Korea	Japan	India	Abu Dhabi	USA	Brazil	POINTS
1. Infiniti Red Bull Racing	23	43	12	31	22	33	37	18	31	27	35	40	--	--	--	--	--	--	--	352
2. Scuderia Ferrari	30	10	33	4	40	6	22	23	12	14	24	30	--	--	--	--	--	--	--	248
3. MercedesAMG Petronas F1 Team	10	27	15	12	8	37	25	37	12	25	27	10	--	--	--	--	--	--	--	245
4. Lotus F1 Team	26	14	20	33	18	1	2	10	33	26	4	4	--	--	--	--	--	--	--	191
5. Vodafone McLaren Mercedes	2	2	10	9	6	8	0	0	12	8	8	1	--	--	--	--	--	--	--	66
6. Sahara Force India F1 Team	10	0	4	12	6	12	7	8	0	0	2	0	--	--	--	--	--	--	--	61
7. Scuderia Toro Rosso	0	1	6	0	1	4	8	4	0	0	1	6	--	--	--	--	--	--	--	31
8. Sauber F1 Team	0	4	1	0	0	0	0	1	1	0	0	10	--	--	--	--	--	--	--	17
9. Williams F1 Team	0	0	0	0	0	0	0	0	0	1	0	0	--	--	--	--	--	--	--	1
10. Marussia F1 Team	0	0	0	0	0	0	0	0	0	0	0	0	--	--	--	--	--	--	--	0
11. Caterham F1 Team	0	0	0	0	0	0	0	0	0	0	0	0	--	--	--	--	--	--	--	0

Singapore GP

Formula One Timetable & FIA Media Schedule

THURSDAY

Press conference 18.00

FRIDAY

Practice session 1 18.00-19.30

Practice session 2 21.30-23.00

Press conference 23.15

SATURDAY

Practice session 3 18.00-19.00

Qualifying 21.00-22.00

Followed by unilateral and press conference

SUNDAY

Drivers' Parade 18.30

Race 20.00

Followed by podium interviews and press conference

ADDITIONAL MEDIA OPPORTUNITIES

QUALIFYING

All drivers eliminated in Q1 or Q2 are available for media interviews immediately after the end of each session, as are drivers who participated in Q3, but who are not required for the post-qualifying press conference. The TV pen is located close to the media centre entrance in the paddock.

RACE

Any driver retiring before the end of the race is available at the team's garage/hospitality. In addition, during the race every team will make available at least one senior spokesperson for interview by officially accredited TV crews. A list of those nominated will be made available in the media centre.



FEDERATION INTERNATIONALE DE L'AUTOMOBILE

FIA COMMUNICATIONS DEPARTMENT

press@fia.com

T +33 1 43 12 58 15

