

UAB

2013 Football

UAB

2013 FOOTBALL

2013 UAB Schedule

Date	Opponent	Location	Time
Aug. 31	at Troy	Troy, Ala.	6:00 p.m.
Sept. 7	at LSU (ESPNU)	Baton Rouge, La.	6:00 p.m.
Sept. 21	NORTHWESTERN (La.) STATE	BIRMINGHAM, Ala.	2:00 p.m.
Sept. 28	at Vanderbilt	Nashville, Tenn.	TBA
Oct. 5	FLORIDA ATLANTIC*	BIRMINGHAM, Ala.	2:00 p.m.
Oct. 12	at FIU* (CSS)	Miami, Fla.	6:30 p.m.
Oct. 26	at UTSA* (TW Cable SportsChannel)	San Antonio, Texas	4:00 p.m.
Nov. 2	MIDDLE TENNESSEE* (HC) (FCS)	BIRMINGHAM, Ala.	12:00 p.m.
Nov. 9	at Marshall* (CSS)	Huntington, W.Va.	11:00 a.m.
Nov. 16	at East Carolina* (WITN-TV)	Greenville, N.C.	1:00 p.m.
Nov. 21 (Thurs.)	RICE* (FOX Sports)	BIRMINGHAM, Ala.	6:30 p.m.
Nov. 30	SOUTHERN MISS*	BIRMINGHAM, Ala.	12:00 p.m.

* Conference USA Game

Note: Times listed are CT

2012 UAB Results

Date	Opponent	Result
Sept. 1	TROY	L, 39-29
Sept. 15	at #8 South Carolina (FOX Sports)	L, 49-6
Sept. 22	at #16 Ohio State (Big Ten Network)	L, 29-15
Sept. 29	TULSA*	L, 49-42
Oct. 6	SOUTHEASTERN LOUISIANA (HC)	W, 52-3
Oct. 13	at Houston* (FOX Sports)	L, 39-17
Oct. 20	EAST CAROLINA* (FCS)	L, 42-35
Oct. 27	at Tulane*	L, 55-45
Nov. 3	at Southern Miss* (CSS)	W, 27-19
Nov. 10	MARSHALL* (CSS)	W, 38-31
Nov. 17	MEMPHIS*	L, 46-9
Nov. 24	at UCF* (FOX Sports)	L, 49-24

* Conference USA game

UAB

2013 FOOTBALL

2013 UAB Football

UAB Quick Facts

Location	Birmingham, Alabama
Founded	1969
Enrollment	17,999
Nickname	"Blazers"
School Colors	Forest Green & Old Gold
Stadium (Capacity)	Legion Field (72,000)
Playing Surface	SureTurf
National Affiliation	NCAA Division I-A
Conference Affiliation	Conference USA
President	Dr. Ray L. Watts (UAB, '76)
Faculty Athletics Representative	Dr. Frank Messina (West Alabama, '86)
Director of Athletics	Brian Mackin (UAB, '83)
Head Coach	Garrick McGee (Oklahoma, '96)
Record at UAB	3-9
Career Record	Same
2012 Overall Record	3-9
2012 C-USA Record (Finish)	2-6 (5th-East)
Basic Offense	Multiple
Basic Defense	4-3
First year of Intercollegiate Football	1991
First year of Division I-A Football	1996
All-time record	110-137-2
All-time I-A record	78-119

UAB Football Staff

Head Coach	Garrick McGee (Oklahoma, '96)
Offensive Coordinator/Wide Receivers	Richard Owens (Louisville, '03)
Defensive Coordinator/Outside Linebackers	Reggie Johnson (Louisville, '96)
Assistant Head Coach/Inside Linebackers	Jimmy Williams (William Tyndale, '99)
Running Backs	Eric Evans (DePauw, '04)
Tight Ends	Joseph Henry (Arkansas, '09)
Defensive Line/Recruiting Coordinator	Kevin Peoples (Carroll College, '95)
Offensive Line	John Peterson (Ohio State, '91)
Special Teams/Assistant Secondary	Matt Sanders (Louisville, '06)
Secondary	Brandon Sharp (Louisville, '07)
Strength and Conditioning	Dwayne Chandler (Oklahoma, '00)
Director of Operations	Travis Taylor (Valdosta State, '08)
Administrative Assistant to the Head Coach	Shannon Ritch

The University of Alabama at Birmingham (UAB) administers its educational programs and activities - including admission - without regard to race, color, religion, sex, age, national origin, handicap, or Vietnam-era or disabled veteran status (Title IX of the Education Amendments of 1972 specifically prohibits discrimination on the basis of sex). Direct inquiries to the UAB Affirmative Action Officer, Birmingham, AL 35294-2010.

Football Information



Overall Record Last Year: 3-9
C-USA Record/Finish: 2-6, 5th/East

Basic Offense: Multiple
Basic Defense: 4-3

Letterwinners Returning:
 Offense-20 Defense-28
 Specialty-3 TOTAL-51

Letterwinners Lost:
 Offense-9 Defense-7
 Specialty-1 TOTAL-17

Starters Returning:
 Offense-8 Defense-8
 Specialty-2 TOTAL-18

Starters Lost:
 Offense-3 Defense-3
 Specialty-1 TOTAL-7

Returning Offensive Starters:
 Billy Autrey (OL)
 Kennard Backman (TE)
 Cameron Blankenship (OL)
 Austin Brown (QB)
 John Hix (OL)
 Kaycee Ike (OL)
 Darrin Reaves (RB)
 Jackie Williams (WR)

Returning Defensive Starters:
 Patrick Bastien (LB)
 Connor Boyett (DE)
 Lamarcus Farmer (CB)
 Jake Ganus (SAF)
 Calvin Jones (SAF)
 Deric Scott (DT)
 Chris Walton (DE)
 Diaheem Watkins (DE)

Media Information



Note To The Media

The 2013 UAB Football Media Guide has been assembled in an effort to assist you in your coverage of the Blazers this fall and throughout the year.

We have tried to anticipate many of your questions and hope the answers can easily be found on the following pages. However, if you have additional questions or needs, please do not hesitate to contact the **UAB Athletics Media Relations Office (205/934-0722)**. We appreciate your interest in UAB football and look forward to working with you throughout the year.

We have certain policies and procedures that we ask you to abide by. These policies and procedures are designed to take your needs as well as the needs of our student-athletes and coaches into consideration and create a good working situation for all.

Coach Interviews

All requests for interviews with head coach Garrick McGee and his staff should be made through the Athletics Media Relations Office. Please contact Associate AD for Media Relations Norm Reilly to make the necessary arrangements.

Coach McGee is generally available for at the weekly Monday media luncheons, after Thursday's practices and following each game.

Player Interviews

Interviews with our student-athletes are encouraged. **All player interviews, without exception, must be arranged through the Media Relations Office.** This policy is intended to ensure that all requests are filled, as well to ensure that interviews are conducted at the best time for both the media representative and the player. Players are usually available after practice, depending upon class schedules. During game weeks, no player interviews will be allowed after Wednesday. Telephone interviews may also be arranged.

Every effort will be made to arrange telephone interviews, but player telephone numbers will not be given out. Student-athletes are instructed not to participate in telephone interviews unless they are arranged through the Athletics Media Relations Office. Media must go through media relations to arrange interviews.

Football Practices

On most days during the season, UAB football practices are open to the media only for warmups and the first four periods. Media may return to the practice field to conduct post-practice interviews. During the regular season, offensive coaches and offensive players will be available following Tuesday practices. Defensive assistant coaches and defensive players will be available following Wednesday practice sessions. Media must contact the Athletics Media Relations Office ahead of time when planning to attend practice and to confirm practice times, etc. Contact the Athletics Media Relations Office with specific interview requests.

Dorms, Locker Rooms & Training Rooms

Student-athletes' dorm rooms and apartments, the locker room, the training rooms and weight rooms are off limits at all times to everyone except authorized personnel. The same policy applies to the UAB locker room at Legion Field and at road venues.

Social Media Websites

UAB Athletics has quickly developed its social media network. Fans and media who follow the Blazers can follow the UAB program through several social media web sites.

The social media websites work in conjunction with UABsports.com, the official online source for Blazer athletics.



When becoming a fan of UAB Athletics on Facebook (<http://www.facebook.com/UAB.Blazers>), followers of the Blazers will have access to information and the ability to receive news and notices, video features, special announcements and plenty more.



UAB Athletics also operates a Twitter account (<http://twitter.com/UABathletics>), and this service promises to deliver the most up-to-date news and notes on the Blazers. Fans will receive frequent updates about the happenings in UAB Athletics. Followers can also sign up to have updates sent directly to their mobile phones.

UAB Athletics Media Relations Staff

Mailing Address

Bartow Arena - West Tower
1720 2nd Avenue South
Birmingham, AL 35294-1160

Shipping Address

Bartow Arena - West Tower
617 13th Street South
Birmingham, AL 35294-1160
Office Phone: (205) 934-0722
Fax: (205) 934-7505

Website: www.uabsports.com



Norm Reilly
(Football SID)

Associate Athletics Director
Home: (205) 621-9067
Mobile: (205) 936-1793
E-mail: nreilly@uab.edu



Tray Littlefield
(Secondary Football Contact)

Assistant Media Relations Director
Mobile: (205) 504-4566
E-mail: trayl@uab.edu



Anthony Prisco

Assistant Media Relations Director
Mobile: (205) 908-7890
E-mail: avprisco@uab.edu



Kristin Watkins

Assistant Media Relations Director
Mobile: TBA
E-mail: TBA



Taylor Hodge

Media Relations Assistant
Mobile: (616) 886-0976
Email: thodge7@uab.edu

Media Information

collegepressbox.com
EVERYTHING BUT THE PRE-GAME MEAL

Media covering UAB football and Conference USA are encouraged to utilize the website CollegePressBox.com. CollegePressBox.com is the official media website for Conference USA football. Access and download weekly game notes, quotes, statistics, media guides and more for the conference and each of its 12 member schools throughout the season. Login information will be distributed to accredited media or you can apply for a password by sending an e-mail to password@collegepressbox.com.



<http://www.youtube.com/UABathletics> is yet another social media outlet that Blazer fans utilize to gain access to video features, press conferences and video updates from other athletic events.

Fans and media are encouraged to join these networks to follow the Blazers.

Game-Day Services

Weekly Media Luncheon

Head coach Garrick McGee will hold a weekly media conference/luncheon on Monday of each game week. The media luncheons will be held in the Green & Gold Room in Bartow Arena. Several UAB players will also be available for interviews during the weekly luncheons. Lunch will be served beginning at 11:30 a.m. Contact the Media Relations Office for additional details. Transcribed quotes and audio files from the media conference will be posted on the UAB athletic website on Monday afternoon during weeks of games.

Credentials

Working media and photographer credentials for UAB home games will be issued by UAB Associate AD for Media Relations **Norm Reilly**. All credential requests should be made in writing on company letterhead or from company email. **All requests should be made as early as possible, preferably a week prior to the game date and should be limited to working media only.**

When possible, credentials will be mailed. Credential requests for opponent media outlets will be overnight mailed to the opponent's sports information office unless otherwise requested.

Credentials that are not mailed or picked

up at the Media Relations Office will be available approximately 90 minutes prior to kickoff at Gate 5A (on the west side of the stadium).

All requests should be sent to:

Norm Reilly, Associate AD
Media Relations
UAB Athletics
Bartow Arena - West Tower
1720 2nd Avenue South
Birmingham, AL 35294-1160
Tel.: (205) 934-0722
Fax: (205) 934-7505
e-mail: nreilly@uab.edu

Press Box

Access to the Legion Field press box is gained by use of the elevators near **Gate 5A (on the west side of the stadium)**, and all media members must present their credentials upon entering the elevator.

The press box is equipped with power outlets at every seat. A limited number of phone lines are available in the press box,

and use of these lines is available on a first-come, first-served basis.

Prior to the game, media packets (including game program, flipcard, updated statistics and game notes for both teams) will be available in the press box.

Quarterly play-by-play, offensive and defensive statistics, and quotes from both head coaches, as well as selected UAB players, will be distributed as soon as they are available following the game.

Complete game statistics will also be available on fax-on-demand approximately 15 minutes after the game.

Press Meal

A meal will be served in the press box approximately two hours prior to kickoff and will continue up until gametime; snacks will be served at halftime, and soft drinks are available throughout the game.

Parking

Limited media parking spaces are available in the **Officials' Lot** located on the southwest corner of the stadium (between gates 5 and 7). Media may also be assigned spaces in the North Lot. **Requests for media parking passes should be specified when submitting requests for credentials.**

Photographic Services

A photographer's pass will allow a photographer to work from the photo deck or the sideline. Photo credentials will be issued only to newspapers, TV stations, and other accredited specialized publications as approved by the UAB Media Relations Office.



UAB

2013 FOOTBALL

Media Information

Conference USA



5201 N. O'Connor Blvd.
Suite 300
Irving, TX 75039
214-774-1300
www.conferenceusa.com

Media Relations Staff

Russ Anderson Asst. Commissioner
Courtney Morrison-Archer . . . Asst. Commissioner
Debbie Davis Associate Director
Jeremiah Ingram Asst. Director

Requests from freelance photographers are generally not accommodated due to space restrictions.

Photographers are restricted to the areas outside the 25-yard lines on both sidelines and the end zones; no photography - still or video - is allowed in the team areas of either sideline. Photographers who enter the team area are subject to forfeiture of credentials.

Failure to comply with established photography guidelines may result in forfeiture of credentials for that game and jeopardize future credential privileges.

Sideline Security

In an effort to ensure the best possible working conditions, security personnel will

be patrolling the sidelines. Only persons holding a valid field or sideline pass will be allowed admittance to the playing field. **Anyone holding a media credential who is not actively involved in the coverage of the game will be escorted from the sideline.**

Similar procedures will be in effect in the press box. **Media credentials will be issued to working media members only; credentials are not transferable, and any unauthorized use will result in revocation of credentials and will jeopardize future access to UAB events.**

UAB Radio

Broadcasts of UAB football games will be carried by the UAB IMG Sports Network throughout Alabama and Georgia.

Visiting schools or stations wishing to originate broadcasts from Legion Field must secure written permission from UAB and IMG.

Postgame Interviews

Coach Garrick McGee's postgame interviews for home games will be held in the meeting room adjacent to the locker room.

No coach or player interviews will be conducted on the field after the game. An Athletics Media Relations representative will escort members of the media to the field level with five minutes remaining

in the fourth quarter. At the conclusion of the game, members of the media will be escorted to the interview room.

A media relations staff member will take individual postgame requests early in the fourth quarter for specific players.

Following Coach McGee's comments, requested UAB players will be brought to the interview room as well. **The locker room is not open to the media following the game.**

Interviews with visiting coaches and players should be arranged through the visiting team's sports information director.

Out-Of-Town Media

Members of the media who cannot attend the weekly news conference on campus should contact the media relations office for interviews with UAB players and coaches. Head coach Garrick McGee may be available to opponents' radio networks, as well as television talent and producers, prior to games, depending on his schedule. All such requests should be made as early as possible to UAB Associate AD Norm Reilly.

UABSPORTS.COM The Official Source For Blazer Sports Information



2013 UAB Football Travel Itinerary

Below is a listing of the 2013 road headquarters for the UAB Blazers. Please contact the UAB media relations office if you are interested in obtaining specific departure and arrival times. Media wishing to reach members of the Blazer travel party should contact Associate AD for Media Relations Norm Reilly. Media desiring to interview Coach McGee upon the team's arrival should contact the media relations office.

UAB at Troy
August 31
Embassy Suites
300 Tallapoosa Street
Montgomery, AL 36104
(334) 269-5055

600 Marriott Drive
Nashville, TN 37214
(615) 889-9300

UAB at Marshall
November 9
Embassy Suites
300 Court Street
Charleston, WV 25301
(304) 347-8700

UAB at LSU
September 7
Crowne Plaza Executive Center
4728 Constitution Ave.
Baton Rouge, LA 70808
(225) 925-2244

UAB at FIU
October 12
Shula's Hotel
6842 Main Street
Hialeah, FL 33014
(305) 821-1150

UAB at East Carolina
November 16
City Hotel
203 Greenville Blvd. SW
Greenville, NC 27834
(252) 355-8300

UAB at Vanderbilt
September 28
Nashville Airport Marriott

UAB at UTSA
October 12
Marriott Plaza
555 South Alamo Street
San Antonio, TX 78205
(210) 229-1000

Future Non-Conference Schedules

2014	at Mississippi State
	Alabama A&M
	Troy
2015	at Tennessee

UAB

2013 FOOTBALL

UAB vs 2013 Opponents



Troy

(Troy leads, 6-4)

Sept. 1, 2012	Birmingham	L, 29-39
Oct. 1, 2011	Troy	L, 23-24
Sept. 18, 2010	Birmingham	W, 34-33
Sept. 19, 2009	Troy	L, 14-27
Sept. 30, 2006	Birmingham	W, 21-3
Sept. 10, 2005	Troy	W, 27-7
Sept. 13, 2003	Birmingham	L, 9-20
Sept. 7, 2002	Birmingham	W, 27-26
Oct. 28, 1995	Troy	L, 7-60
Sept. 6, 1993	Birmingham	L, 3-37



LSU

(UAB leads, 1-0)

Sept. 23, 2000	Baton Rouge	W, 13-10
----------------	-------------	----------



Northwestern State

(First Meeting)



Vanderbilt

(Vanderbilt leads, 1-0)

Nov. 2, 1996	Nashville	L, 15-31
--------------	-----------	----------



Florida Atlantic

(FAU leads, 3-1)

Nov. 26, 2011	Boca Raton	L, 35-38
Sept. 2, 2010	Birmingham	L, 31-32
Nov. 7, 2009	Birmingham	W, 56-29
Sept. 6, 2008	Boca Raton	L, 34-49



FIU

(First Meeting)



UTSA

(First Meeting)



Middle Tennessee

(Middle Tennessee leads, 2-1)

Oct. 21, 2000	Birmingham	W, 14-9
Nov. 14, 1998	Birmingham	W, 26-17
Sept. 30, 1995	Murfreesboro	L, 13-28



Marshall

(Marshall leads, 6-2)

Nov. 10, 2012	Birmingham	W, 38-31
Oct. 29, 2011	Huntington	L, 14-59
Nov. 6, 2010	Birmingham	L, 17-31
Oct. 24, 2009	Huntington	L, 7-27
Oct. 18, 2008	Birmingham	W, 23-21
Nov. 24, 2007	Huntington	L, 39-46
Oct. 21, 2006	Birmingham	L, 24-31
Oct. 15, 2005	Huntington	L, 19-20



East Carolina

(ECU leads, 8-4)

Oct. 20, 2012	Birmingham	L, 35-42
Sept. 24, 2011	Greenville	L, 23-28
Nov. 11, 2010	Birmingham	L, 42-54
Nov. 21, 2009	Greenville	L, 21-37
Nov. 22, 2008	Birmingham	L, 13-17
Oct. 27, 2007	Greenville	L, 6-41
Sept. 9, 2006	Birmingham	W, 17-12
Nov. 26, 2005	Greenville	L, 23-31
Nov. 16, 2002	Birmingham	W, 36-29
Oct. 28, 2000	Greenville	W, 16-13
Nov. 6, 1999	Birmingham	W, 36-17
Oct. 10, 1998	Greenville	L, 7-26



Rice

(Series Tied, 2-2)

Nov. 27, 2010	Houston	L, 23-28
Sept. 5, 2009	Birmingham	W, 44-24
Oct. 14, 2006	Houston	L, 33-34
Oct. 1, 2005	Birmingham	W, 45-26



Southern Miss

(Southern Miss leads, 9-4)

Nov. 3, 2012	Hattiesburg	W, 27-19
Nov. 17, 2011	Birmingham	W, 34-31
Oct. 30, 2010	Hattiesburg	W, 50-49 (2OT)
Oct. 1, 2009	Birmingham	W, 30-17
Nov. 1, 2008	Hattiesburg	L, 14-70
Nov. 3, 2007	Birmingham	L, 7-37
Nov. 18, 2006	Hattiesburg	L, 20-25
Oct. 21, 2005	Birmingham	L, 28-37
Nov. 27, 2004	Hattiesburg	L, 21-26
Sept. 4, 2003	Birmingham	L, 12-17
Nov. 9, 2002	Birmingham	L, 13-20
Sept. 29, 2001	Hattiesburg	L, 0-3
Nov. 11, 2000	Birmingham	L, 30-33 (OT)

UAB

2013 FOOTBALL

2012 C-USA Television Schedule

As of July, 2013

CBS Sports Network National Schedule

Sat., 8/31	Miami (Ohio) at Marshall	7:00 p.m. EDT/6:00 p.m. CDT
Fri, 9/6	UCF at FIU	8:00 p.m. EDT/7:00 p.m. CDT
Sat., 9/7	Colorado State at Tulsa	7:00 p.m. EDT/6:00 p.m. CDT
Sat., 9/14	Kansas at Rice	7:30 p.m. EDT/6:30 p.m. CDT
Sat., 9/28	UTEP at Colorado State	3:30 p.m. EDT/2:30 p.m. CDT
Sat., 10/5	Louisiana Tech at UTEP	7:30 p.m. EDT/6:30 p.m. CDT
Sat., 10/5	Rice at Tulsa	3:30 p.m. EDT/2:30 p.m. CDT
Sat. 10/19	North Texas at Louisiana Tech	4:00 p.m. EDT/3:00 p.m. CDT
Sat. 11/2	Southern Miss at Marshall	12:30 p.m. EDT/11:30 a.m. CDT
Sat. 11/9	Southern Miss at Louisiana Tech	7:00 p.m. EST/6:00 p.m. CST
Sat. 11/16	Louisiana Tech at Rice	7:00 p.m. EST/6:00 p.m. CST
Sat. 11/23	Tulsa at Louisiana Tech	7:00 p.m. EST/6:00 p.m. CST
Fri. 11/29	East Carolina at Marshall	12:00 p.m. EST/12:00 p.m. CST

FOX Sports 1 Schedule

Thurs., 9/5	Florida Atlantic at East Carolina	7:30 p.m. EDT/6:30 p.m. CDT
Sat., 9/7	Oklahoma State at UTSA	Noon EDT/11:00 a.m. CDT
Thurs., 9/12	Tulane at Louisiana Tech	7:30 p.m. EDT/6:30 p.m. CDT
Sat., 9/14	Virginia Tech at East Carolina	Noon EDT/11:00 a.m. CDT
Thurs., 9/26	Iowa State at Tulsa	7:30 p.m. EDT/6:30 p.m. CDT
Thurs., 10/24	Marshall at Middle Tennessee	7:30 p.m. EDT/6:30 p.m. CDT
Thurs., 10/31	Rice at North Texas	7:30 p.m. EDT/6:30 p.m. CDT
Thurs., 11/14	Marshall at Tulsa	7:30 p.m. EST/6:30 p.m. CST
Thurs., 11/21	Rice at UAB	7:30 p.m. EST/6:30 p.m. CST
Fri., 11/29	FIU at Florida Atlantic	3:00 p.m. EST/2:00 p.m. CST

FOX Sports Net Schedule

Sat., 9/14	Ball State at North Texas	4:00 p.m. EDT/3:00 p.m. CDT
Sat., 9/21	Houston vs. Rice (Reliant Stadium)	3:00 p.m. EDT/2:00 p.m. CDT

FS1 or FSN Schedule

Sat., 9/28	Army vs. La. Tech (Dallas, Texas)	3:30 p.m. EDT/2:30 p.m. CDT
Sat., 9/28	Houston at UTSA	TBA
Sat., 10/5	East Carolina at Middle Tennessee	TBA
Sat., 10/12	Tulsa at UTEP	TBA
Sat., 10/19	Southern Miss at East Carolina	TBA
Sat., 11/9	Tulsa at East Carolina	TBA
Sat., 11/23	Marshall at FIU	TBA
Sat., 11/30	North Texas at Tulsa	TBA

FOX College Sports Schedule

Sat., 8/31	Old Dominion at East Carolina	7:00 p.m. EDT/6:00 p.m. CDT
Sat., 9/7	New Mexico at UTEP	8:00 p.m. EDT/7:00 p.m. CDT
Sat., 9/21	UTSA at UTEP	8:00 p.m. EDT/7:00 p.m. CDT
Sat., 10/5	North Texas at Tulane	3:30 p.m. EDT/2:30 p.m. CDT
Sat., 10/12	Marshall at Florida Atlantic	5:00 p.m. EDT/4:00 p.m. CDT
Sat., 10/26	North Texas at Southern Miss	7:00 p.m. EDT/6:00 p.m. CDT
Sat., 11/2	Middle Tennessee at UAB	1:00 p.m. EDT/Noon CDT
Sat., 11/9	FIU at Middle Tennessee	4:00 p.m. EST/3:00 p.m. CST
Sat., 11/16	Charlotte at Old Dominion	Noon EST/11:00 a.m. CST
Sat., 11/30	Tulane at Rice	3:00 p.m. EST/2:00 p.m. CST

ESPN Schedule

Sat., 12/21	R+L Carriers New Orleans Bowl	9:00 p.m. EST/8:00 p.m. CST
Mon., 12/23	Beef 'O' Brady's Bowl	2:00 p.m. EST/1:00 p.m. CST
Tues., 12/24	Sheraton Hawai'i Bowl	8:00 p.m. EST/7:00 p.m. CST
Fri., 12/27	Military Bowl	2:30 p.m. EST/1:30 p.m. CST
Tues., 12/31	AutoZone Liberty Bowl	4:00 p.m. EST/3:00 p.m. CST

ESPNU Schedule

Sat., 9/7	UAB at LSU	7:00 p.m. EDT/6:00 p.m. CDT
Thurs, 8/29	Tulsa at Bowling Green	7:00 p.m. EDT/6:00 p.m. CDT
Fri., 8/30	Florida Atlantic at Miami (Fla.)	8:00 p.m. EDT/7:00 p.m. CDT
Wed., 1/1	Heart of Dallas Bowl	Noon EST/11:00 a.m. CST

ABC, ESPN or ESPN2 Schedule

Sat., 9/14	Tulsa at Oklahoma	Noon EDT/11:00 a.m. CDT
------------	-------------------	-------------------------

ESPN3.com Schedule

Sat., 9/7	North Texas at Ohio	7:00 p.m. EST/6:00 p.m. CST
Sat., 9/14	Marshall at Ohio	8:00 p.m. EST/7:00 p.m. CST

Comcast Sports Southeast (CSS) Regional Schedule

Sat., 9/14	Memphis at Middle Tennessee	TBA
Sat., 9/21	Middle Tennessee at Florida Atlantic	TBA
Sat., 10/5	FIU at Southern Miss	TBA
Sat., 10/12	UAB at FIU	7:30 p.m. EDT/6:30 p.m. CDT
Sat., 10/26	UTEP at Rice	TBA
Sat., 11/2	UTSA at Tulsa	TBA
Sat., 11/9	UAB at Marshall	Noon EST/11:00 a.m. CST
Sat., 11/9	UTEP at North Texas	TBA
Sat., 11/16	Florida Atlantic at Southern Miss	TBA
Sat., 11/23	Middle Tennessee at Southern Miss	TBA
Sat., 11/30	Louisiana Tech at UTSA	TBA

CST Regional Schedule (Louisiana)

Sat., 9/7	South Alabama at Tulane	3:30 p.m. ET/2:30 p.m. CT
Sat., 10/26	Tulsa at Tulane	3:30 p.m. ET/2:30 p.m. CT

Time-Warner Regional Schedule (Texas)

Sat., 10/5	UTSA at Marshall	2:00 p.m. EDT/1:00 p.m. CDT
Sat., 10/12	Rice at UTSA	4:00 p.m. EDT/3:00 p.m. CDT
Sat., 10/26	UAB at UTSA	5:00 p.m. EDT/4:00 p.m. CDT
Sat., 11/9	UTEP at North Texas	3:30 p.m. EDT/2:30 p.m. CDT
Sat., 11/23	UTSA at North Texas	3:30 p.m. EDT/2:30 p.m. CDT

ACC Network Schedule

Sat., 8/31	FIU at Maryland	12:30 p.m. EDT/11:30 a.m. CDT
Sat., 8/31	Louisiana Tech at NC State	12:30 p.m. EDT/11:30 a.m. CDT
Sat., 9/7	Middle Tenn. at North Caro.	12:30 p.m. EDT/11:30 a.m. CDT

BIG TEN Network Schedule

Sat., 9/7	Southern Miss at Nebraska	6:00 p.m. EDT/5:00 p.m. CDT
-----------	---------------------------	-----------------------------

PAC-12 Network Schedule

Sat., 9/14	UTSA at Arizona	TBA
------------	-----------------	-----

UAB

2013 FOOTBALL

2013-14 Bowl Schedule

(Dates and Times are Tentative and Subject to Change)

Date	Bowl	Matchup	Location	Time	Network
Dec. 21	Gildan New Mexico Bowl	Mountain West vs. Pac-12	Albuquerque, N.M.	2 p.m.	ESPN
Dec. 21	Las Vegas Bowl	Mountain West vs. Pac-12	Las Vegas, Nev.	3:30 p.m.	ABC
Dec. 21	Famous Idaho Potato Bowl	Mountain West vs. MAC	Boise, Idaho	5:30 p.m.	ESPN
Dec. 21	R+L Carriers New Orleans Bowl	C-USA vs. Sun Belt	New Orleans, La.	9 p.m.	ESPN
Dec. 23	Beef 'O' Brady's St. Petersburg Bowl	C-USA vs. American	St. Petersburg, Fla.	2 p.m.	ESPN
Dec. 24	Sheraton Hawaii Bowl	C-USA vs. Mountain West	Honolulu, Hawaii	8 p.m.	ESPN
Dec. 26	Little Caesars Pizza Bowl	MAC vs. Big Ten	Detroit, Mich.	6 p.m.	ESPN
Dec. 26	San Diego Co. Credit Union Poinsettia Bowl	Mountain West vs. Army	San Diego, Calif.	9:30 p.m.	ESPN
Dec. 27	Military Bowl	C-USA vs. ACC	Annapolis, Md.	2:30 p.m.	ESPN
Dec. 28	Texas Bowl	Big 12 vs. Big Ten	Houston, Texas	6 p.m.	ESPN
Dec. 27	Kraft Fight Hunger Bowl	Pac-12 vs. BYU	San Francisco, Calif.	3:15 p.m.	ESPN
Dec. 28	New Era Pinstripe Bowl	American vs. Big 12	New York, N.Y.	12 p.m.	ESPN
Dec. 28	Belk Bowl	ACC vs. American	Charlotte, N.C.	3:20 p.m.	ESPN
Dec. 28	Russell Athletic Bowl	ACC vs. American	Orlando, Fla.	6:45 p.m.	ESPN
Dec. 28	Buffalo Wild Wings Bowl	Big Ten vs. Big 12	Tempe, Ariz.	10:15 p.m.	ESPN
Dec. 30	Bell Helicopter Armed Forces Bowl	Mountain West vs. Navy	Fort Worth, Texas	11:45 a.m.	ESPN
Dec. 30	Franklin American Mortgage Music City Bowl	SEC vs. ACC	Nashville, Tenn.	3:15 p.m.	ESPN
Dec. 30	Valero Alamo Bowl	Big 12 vs. Pac-12	San Antonio, Texas	6:45 p.m.	ESPN
Dec. 30	Holiday Bowl	Pac-10 vs. Big 12	San Diego, Calif.	10:15 p.m.	ESPN
Dec. 31	AdvoCare V100 Bowl	ACC vs. SEC	Shreveport, La.	12:30 p.m.	ESPN
Dec. 31	Hyundai Sun Bowl	Pac-12 vs. ACC	El Paso, Texas	2 p.m.	CBS
Dec. 31	AutoZone Liberty Bowl	C-USA vs. SEC	Memphis, Tenn.	4 p.m.	ESPN
Dec. 31	Chick-fil-A Bowl	ACC vs. SEC	Atlanta, Ga.	7:30 p.m.	ESPN
Jan. 1	Heart of Dallas Bowl	C-USA vs. Big Ten	Dallas, Texas	Noon	ESPNU
Jan. 1	Taxslayer.com Gator Bowl	Big Ten vs. SEC	Jacksonville, Fla.	12 p.m.	ESPN2
Jan. 1	Outback Bowl	Big Ten vs. SEC	Tampa, Fla.	1 p.m.	ABC
Jan. 1	Capital One Bowl	SEC vs. Big Ten	Orlando, Fla.	1 p.m.	ESPN
Jan. 1	Rose Bowl Game presented by Vizio	BCS vs. BCS	Pasadena, Calif.	5 p.m.	ESPN
Jan. 1	Tostitos Fiesta Bowl	BCS vs. BCS	Glendale, Ariz.	8:30 p.m.	ESPN
Jan. 2	Allstate Sugar Bowl	BCS vs. BCS	New Orleans, La.	8:30 p.m.	ESPN
Jan. 3	Discover Orange Bowl	BCS vs. BCS	Miami, Fla.	TBA	ESPN
Jan. 3	AT&T Cotton Bowl	Big 12 vs. SEC	Arlington, Texas	7:30 p.m.	FOX
Jan. 4	BBVA Compass Bowl	SEC vs. American	Birmingham, Ala.	1 p.m.	ESPN
Jan. 5	GoDaddy.com Bowl	Sun Belt vs. MAC	Mobile, Ala.	9 p.m.	ESPN
Jan. 6	BCS National Championship Game	BCS #1 vs. BCS #2	Miami, Fla.	8 p.m.	ESPN

All times Eastern and subject to change

Bowl Championship Series

When not having a conference champion participating in the BCS National Championship Game, the BCS will have the following conference champions serve as host teams: Rose Bowl - Big Ten and Pac-10; Orange Bowl - ACC; Allstate Sugar Bowl - SEC; Tostitos Fiesta Bowl - Big 12.



UAB

2013 FOOTBALL

C-USA/Opponent Composite Schedule

Thursday, Aug. 29

Tulsa at Bowling Green
Western Caro. at Middle Tennessee
Jackson State at Tulane

Friday, Aug. 30

Florida Atlantic at Miami (Fl.)

Saturday, Aug. 31

FIU at Maryland
Louisiana Tech at NC State
Rice at Texas A&M
Old Dominion at East Carolina
Miami (Ohio) at Marshall
Idaho at North Texas
Texas State at Southern Miss

UAB at Troy

UTSA at New Mexico

Thursday, Sept. 5

Florida Atlantic at East Carolina

Friday, Sept. 6

UCF at FIU

Saturday, Sept. 7

Oklahoma State at UTSA
Middle Tennessee at North Carolina
South Alabama at Tulane
Gardner-Webb at Marshall
Lamar at Louisiana Tech
North Texas at Ohio
Southern Miss at Nebraska

Colorado State at Tulsa

UAB at LSU

New Mexico at UTEP

Thursday, Sept. 12

Tulane at Louisiana Tech

Saturday, Sept. 14

Virginia Tech at East Carolina
Tulsa at Oklahoma
Southern Miss at Arkansas
Ball State at North Texas
Bethune-Cookman at FIU
Florida Atlantic at South Florida
Memphis at Middle Tennessee
Kansas at Rice
Marshall at Ohio
UTEP at New Mexico State
UTSA at Arizona

Saturday, Sept. 21

Middle Tennessee at Fla. Atlantic
FIU at Louisville

Northwestern State at UAB

Louisiana Tech at Kansas
Marshall at Virginia Tech
North Texas at Georgia
Houston at Rice
Tulane at Syracuse
UTSA at UTEP

Thursday, Sept. 26

Iowa State at Tulsa

Friday, Sept. 27

Middle Tennessee at BYU

Saturday, Sept. 28

Louisiana Tech vs. Army (at Dallas)
UTEP at Colorado State
Florida Atlantic at Rice
East Carolina at North Carolina
Southern Miss at Boise State
Tulane at Louisiana-Monroe

UAB at Vanderbilt

Houston at UTSA

Saturday, Oct. 5

UTSA at Marshall

Florida Atlantic at UAB

North Texas at Tulane
Rice at Tulsa
FIU at Southern Miss
Louisiana Tech at UTEP
East Carolina at Middle Tennessee

Saturday, Oct. 12

East Carolina at Tulane
Rice at UTSA
Marshall at Florida Atlantic
UAB at FIU
Middle Tennessee at North Texas
Tulsa at UTEP

Saturday, Oct. 19

North Texas at Louisiana Tech
Rice at New Mexico State
Southern Miss at East Carolina

Thursday, Oct. 24

Marshall at Middle Tennessee

Saturday, Oct. 26

UTEP at Rice
Tulsa at Tulane
UAB at UTSA
North Texas at Southern Miss
Louisiana Tech at FIU
Florida Atlantic at Auburn

Thursday, Oct. 31

Rice at North Texas

Saturday, Nov. 2

Southern Miss at Marshall
Middle Tennessee at UAB
UTSA at Tulsa
East Carolina at FIU
Tulane at Florida Atlantic
UTEP at Texas A&M

Saturday, Nov. 9

UAB at Marshall
Tulane at UTSA
UTEP at North Texas
FIU at Middle Tennessee
Southern Miss at Louisiana Tech
Tulsa at East Carolina

Thursday, Nov. 14

Marshall at Tulsa

Saturday, Nov. 16

Florida Atlantic at Southern Miss
Louisiana Tech at Rice
FIU at UTEP
UAB at East Carolina

Thursday, Nov. 21

Rice at UAB

Saturday, Nov. 23

Middle Tennessee at Southern Miss
UTSA at North Texas
UTEP at Tulane
East Carolina at NC State
New Mexico State at Florida Atlantic
Marshall at FIU

Friday, Nov. 29

East Carolina at Marshall
FIU at Florida Atlantic

Saturday, Nov. 30

Southern Miss at UAB

Tulane at Rice
Louisiana Tech at UTSA
UTEP at Middle Tennessee
North Texas at Tulsa

Saturday, Dec. 7

C-USA Championship Game

UAB

2013 FOOTBALL

2013 Conference USA Divisional Alignment

Conference USA Began New Chapter In 2005



C-USA ON THE MAP (2013 FOOTBALL)

2013 Divisional Structure

West Division

-  Louisiana Tech
-  North Texas
-  Rice
-  Tulane
-  Tulsa
-  UTEP

East Division

-  East Carolina
-  Florida Atlantic
-  FIU
-  Marshall
-  Middle Tennessee
-  Southern Miss

C-USA Announces New Membership For 2013-14

Conference USA will begin a new chapter beginning with the 2013-14 year when six new members join the league. Last spring, C-USA Commissioner Britton Banowsky announced that Charlotte, FIU, Louisiana Tech, North Texas, UTSA and Old Dominion had finalized comprehensive membership agreements with the league.

Each new member will join the league in all sports for 2013, Charlotte will begin conference participation in football in 2015. The metro area population of these schools is nearly 18 million. Existing members include East Carolina, Marshall, Rice, Southern Mississippi, Tulane, Tulsa, UAB and UTEP. Divisions will be set in the near future and the Conference intends to continue hosting its Football Championship game.

IMG Sports Network/Broadcast Information

National reach with local execution

IMG College represents multi-media rights at over 70 collegiate properties, leading conferences and the NCAA offering integrated asset opportunities including:

- » Onsite
- » Radio
- » Print
- » Digital
- » Television
- » Hospitality
- » In-Venue
- » New Media



George Dennis
General Manager



Chance Jones
Senior Account Executive



Natalie Mansour
Partner Services Coordinator



David Crane
Director of Broadcasting



Jon Gentile
Broadcast Operations Manager

George Dennis became the General Manager for the Blazer IMG Sports Network in February of 2013. Prior to joining the Blazer IMG Sports Network, Dennis spent 10 years overseeing the corporate sales and marketing for the Talladega Superspeedway, a division of International Speedway Corporation. Before his time with the Talladega Superspeedway he held sales and marketing positions with the Birmingham Barons Baseball Club, The Birmingham News and Kimberly Clark Corporation. Dennis is a native of Birmingham and a graduate of Samford University with a B.S. degree in business administration.

Chance Jones, who served as Associate Director of Development for UAB Athletics since January 2011, became Senior Account Executive for Blazer IMG Sports Marketing in March 2012. As Senior Account Executive, he fulfills all aspects of corporate sponsorship sales, manages inventory and provides customer service to existing and new sponsors. During his previous tenure with UAB Athletics, Jones prospected, cultivated, solicited and stewarded Blazer Club members as well as managed the B Club and Blazer Rep Program. He graduated from Ohio University with a master's in business administration and a master's in sports administration.

Natalie Mansour became the Partner Services Coordinator for Blazer IMG Sports Marketing in March 2012. As the Partner Services Coordinator, she supports new business and potential partners, develops sponsorship packages to meet client needs and organizes partner events and functions. Prior to joining the IMG team, Mansour worked with the Cabaniss Johnston law firm in Birmingham. She graduated from Auburn University with a Bachelor's degree in Communication.

David Crane is in his seventh year as "Voice of the Blazers." A Decatur, Ala., native, Crane is a 1994 graduate of the University of Alabama. Crane joined the UAB crew after spending the previous 11 years broadcasting for the Crimson Tide Sports Network. Crane will once again handle the play-by-play duties for UAB football, men's basketball and baseball. In addition, he will serve as host for "Blazer Sportsline" and "Blazers All-Access."

Jon Gentile enters his 16th season as Broadcast Operations Manager for the Blazer IMG Sports Network. His writing and production credits include the NCAA Final Four on CBS Radio and the Regions Bank SEC Football Report. Gentile has also recently produced music and sports broadcasts for Sirius/XM satellite radio. He has handled network operations and production for some of the top programs in the nation, including Florida State, Notre Dame, Texas and Alabama, before joining the UAB family.

IMG College, the leading multi-media, marketing and licensing/brand-management company in America, is in its ninth year as the exclusive, worldwide multi-media and advertising rights holder for UAB Athletics. Until 2010, ISP Sports was the official UAB sales and marketing partner before its acquisition by IMG.

With this partnership, the Blazers join an elite fraternity who are part of the IMG family. IMG College represents more than 200 of the nation's top collegiate properties, including the NCAA and its 89 championships, NCAA Football, leading conferences, and many of the most prestigious colleges and universities in the country.

The relationship will continue for many more seasons, too, as UAB agreed to a new 10-year extension with IMG in 2009.

Headquartered in Winston Salem, N.C., IMG College employs 700 people in nearly 100 offices throughout the U.S. with annual sales of nearly \$450 million. The company is the leader in capturing consumer devotion to college sports through partnership opportunities in multimedia rights, licensing, events and hospitality, marketing, stadium and arena development, stadium seating solutions, ticketing, sales, and consulting.

IMG College produces nearly 30,000 hours of radio programming on the largest sports network in the country, manages nearly 5,000 hours of local television programming, is the leading publisher of college sports publications, and is the largest manager of university athletic websites. IMG College is a division of IMG Worldwide, a global sports, fashion and media business. For more information, please visit www.imgworld.com.

Blazer IMG Sports Network Programming

In addition to the live, game-day radio broadcasts, IMG produces "Blazer Sportsline," a 60-minute, weekly call-in show featuring head football coach Garrick McGee. "Blazer Sportsline" airs on Wednesdays at 7 p.m., live from Dreamland BBQ in Birmingham.

IMG's television coverage of UAB Athletics is centered around "Blazers All-Access," a weekly magazine show airing in Birmingham on ABC 33/40. The 30-minute show features in-depth coverage of UAB football and will air on Saturdays at 10:30 a.m. beginning in September.

Contact IMG Sports Network

George Dennis – General Manager
(205) 975-0890 | E-mail: George.Dennis@img.com

Chance Jones – Senior Account Executive
(205) 996-5812 | E-mail: Chance.Jones@img.com

Natalie Mansour – Partner Services Coordinator
(205) 996-5811 | E-mail: Natalie.Mansour@img.com

David Crane – Director of Broadcasting/Play-by-Play Announcer
(205) 975-8579 | E-mail: David.Crane@img.com

Jon Gentile – Broadcast Operations Manager
(205) 249-0564 | E-mail: JGentile07@yahoo.com



Media Outlets

Print Media

- Area Code 205, unless otherwise noted

The Associated Press

201 Monroe Street, Suite 1940
Montgomery, AL 36104
800/821-3737
(FAX) 334/265-7177
334/262-5947 ("Out of State")
John Zenor (Sports)
email: moge@ap.org, jzenor@ap.org

The Associated Press

2000 4th Ave. N.
Birmingham, AL 35203-3840
251-4221 | (FAX) 325-2410
Jay Reeves (Bureau Chief)

The Birmingham News/al.com

(AM, Sunday)
2000 4th Ave. N.
Birmingham, AL 35203-3840
325-2431
(FAX) 325-2425
Izzy Gould (Managing Producer/College Sports)
Drew Champlin (UAB Beat Writer)
email: DChamplin@al.com
306-3501
Kevin Scarbinsky (Columnist)

The Birmingham Times (Weekly)

115 3rd Avenue West
Birmingham, AL 35204
251-5158
(FAX) 323-2294

Birmingham Weekly (Weekly)

2014 Sixth Avenue North
Birmingham, AL 35205
939-4030
(FAX) 212-1005

Kaleidoscope

(Student, Weekly)
HUC 135
Birmingham, AL 35294-1150
934-3354
(FAX) 934-8050
email: sports@insideuab.com

UAB Reporter (Campus)

Birmingham, AL 35294-0113
934-2040
(FAX) 934-7911

Television

ABC 33/40

P.O. Box 360039
Birmingham, AL 35236
982-3988
(FAX) 982-3942
Mike Raita (Sports Director)
email: miker@abc3340.com
Jeff Speegle, Stu McCann

CBS 42

2075 Golden Crest Drive
Birmingham, AL 35209
488-4237
(FAX) 320-2722
Jim Dunaway (Sports Director)
email: jdunaway@cbs42.com
Patrick Claybon, Lauren Sisler, Chris McCulley

FOX 6

P.O. Box 6
Birmingham, AL 35201
583-4345
(FAX) 583-4356
Rick Karle (Sports Director)
email: rkarle@wbrc.com
Sheldon Haygood, Brian Pope
email: sports@wbrc.com

NBC 13

P.O. Box 10502
Birmingham, AL 35202
558-7348
(FAX) 323-3314
Don Hawes (Sports Director)
email: dhawes@wvtm.com
Tom Annino, Kyle Burger, Todd Eagle
email: dhawes@wvtm.com

Radio

WJOX-FM 94.5 FM/THE FAN 690 AM

244 Goodwin Crest Drive
Birmingham, AL 35209
942-6690
(FAX) 945-3999
Ryan Haney (Program Director)
ryan.haney@citcomm.com
Jay Barker, Tony Kurre, Al Del Greco,
Ryan Brown, Jim Dunaway, Lance Taylor,
Matt McClearin, Scot Harrison

Internet

BLAZERSPORTSREPORT.COM (Rivals)

Jack Williams (repjack47@aol.com)
Larry Powell (powelluab@cs.com)
Ben Cook (bensonck@charter.net)

UAB Broadcasting IMG Sports Network

Blazer IMG Sports Network

1720 2nd Ave. South
Birmingham, AL 35294

George Dennis

General Manager
George.Dennis@img.com
975-0890

Chance Jones

Senior Account Executive
Chance.Jones@img.com
996-5812

Natalie Mansour

Partner Services Coordinator
Natalie.Mansour@img.com
996-5811

David Crane

Director of Broadcasting
(Radio Play-By-Play)
David.Crane@img.com | 975-8579

Jon Gentile

Broadcast Operations Manager
jgentile07@yahoo.com | 249-0564

Conference USA

Conference USA officially gets a new look July 1, 2013, while maintaining the same commitment to excellence, integrity and leadership in athletics, academics and in our communities.

Eight institutions, including the return of charter member Charlotte along with FIU, Florida Atlantic, Louisiana Tech, Middle Tennessee, North Texas, Old Dominion and UTSA, will join with East Carolina, Marshall, Rice, Southern Miss, Tulane, Tulsa, UAB and UTEP.

From its beginning in 1995, Conference USA's dedication to excellence has been the league's guiding principle and remains a common thread today and for a promising future. Throughout the changes during the C-USA history, the conference has held onto its strong foundation that reflects the league's national presence. These 16 schools have compiled numerous athletic and academic achievements. Additionally, the C-USA footprint will grow by nearly 20 percent, while providing the geography that allows for a divisional scheduling model that will be beneficial to the student-athletes, fan-friendly and cost effective.

Conference USA sponsors competition in 20 sports - nine for men (baseball, basketball, cross country, football, golf, soccer, tennis and indoor and outdoor track and field) and 11 for women (basketball, cross country, golf, rowing, softball, soccer, swimming and diving, tennis, indoor and outdoor track and field and volleyball).

The league sponsors numerous academic awards, including the Commissioner's Honor Roll and the Commissioner's Academic Medal, indicative of outstanding achievement in the classroom, in addition to sport specific All-Academic teams.

C-USA annually awards 12 postgraduate scholarships, along with the Sport Academic Award, Scholar Athletes of the Year and the Institutional Academic Excellence Award. Conference USA also added a Spirit of Service Award, recognizing student-athletes three times a year for a combination of significant community service efforts, good academic standing and participation in their elected sport.

Success On The Playing Field

Conference USA performers have achieved great success in competition, placing the league among the top conferences in the nation.

Football

- 72 teams have earned bowl bids
- Member of the Bowl Championship Series
- Bowl tie-ins with the AutoZone Liberty Bowl, Beef 'O' Brady's St. Petersburg Bowl, Bell Helicopter Armed Forces Bowl, Heart of Dallas Bowl, Military Bowl, R+L Carriers New Orleans Bowl, and Sheraton Hawai'i Bowl

Men's Basketball

- Consistently rated as one of the top basketball leagues in the country
- 108 postseason teams (50 NCAA, 42 NIT, 8 CBI, 8 CIT)
- One National Championship title game appearance
- Three Final Four teams
- Seven Elite Eight NCAA Tournament teams
- One NIT Champion and four NIT semifinalists
- Inaugural CBI Champion
- CIT Champion

Women's Basketball

- 48 NCAA Tournament appearances
- 43 WNIT appearances
- One team in the NCAA Sweet 16
- Two WNIT semifinalists
- One WBI Champion

Baseball

- 58 NCAA appearances
- Six College World Series appearances (2009, 2008, 2007, 2006, 2005 and 2001), including five of the last seven
- 14 Super Regional appearances
- Has produced at least four NCAA teams in nine of the last 12 seasons

In addition, 37 volleyball teams, 67 men's and women's soccer teams and 39 softball teams have earned NCAA Tournament bids. C-USA has sent three men's soccer teams to the NCAA College Cup, three softball teams to the Women's College World Series and three volleyball teams to the Sweet 16. The league has also had nine national champions in NCAA track and field competition, one national champion in diving and numerous NCAA individual and team competitors in cross country, golf, swimming, tennis and track and field. Overall, Conference USA teams and individuals have made more than 700 NCAA appearances.

Success Off The Field

C-USA institutions are among the nation's best in academic performance among student-athletes, bolstered by the fact that student-athletes at league schools have a higher graduation rate than the general student population. Among C-USA's 5,000 student-athletes, there are champions off the playing field as well. In 18 years, 176 student-athletes earned national Capital One Academic All-America honors, while 618 were named All-District. In addition, more than 26,000 student-athletes have been named to the Commissioner's Honor Roll or received the Commissioner's Academic Medal, indicative of outstanding achievement in the classroom.

C-USA On TV

C-USA enjoys are among the nation's best in academic performance among student-athletes, bolstered by the fact that student-athletes at league schools have a higher graduation rate than the general student population. Among C-USA's 5,000 student-athletes, there are champions off the playing field as well. In 18 years, 176 student-athletes earned national Capital One Academic All-America honors, while 618 were named All-District. In addition, more than 26,000 student-athletes have been named to the Commissioner's Honor Roll or received the Commissioner's Academic Medal, indicative of outstanding achievement in the classroom.

C-USA Digital Network

The C-USA Digital Network officially launched in August of 2011. Network programming includes live streaming of non-televised events, video on demand, a weekly C-USA studio show, podcasting, regular-season and championship event highlights and conference-produced feature stories. In its first year, 1,164 events were streamed

Conference USA

live and 8,126 videos were posted and available on the C-USA Digital Network, and that number just keeps growing. Monthly and yearly subscriptions offer fans access to events offered on all 12 of the C-USA member institution's athletic websites as well as C-USA network programming.

C-USA In The Community

The conference's footprint is concentrated with 12 members in nine states and a combined area population of nearly 17 million. More than 1.1 million living alumni represent C-USA schools across the nation. With a renewed commitment to community involvement, the conference has begun development of several initiatives to maintain strong ties in C-USA cities, as well as with fans and alumni across the country. C-USA schools also place a priority on giving back to their communities through volunteer service with local and national organizations.

Governance

Conference USA has significant representation in the NCAA governance structure. The Presidents of the member institutions serve as the league's Board of Directors.

A Proud History; A Promising Future

Conference USA was formed in 1995 and quickly emerged as one of the nation's top conferences. The conference unveiled its name, logo and commissioner April 24, 1995 in Chicago. The league's charter members included Charlotte, Cincinnati, DePaul, Houston, Louisville, Marquette, Memphis, Saint Louis, Southern Miss, Tulane, UAB and USF. Eleven of the institutions began athletic participation in 1995, while Houston joined competition in the fall of 1996.

The league's headquarters were established in Chicago and after nine years, relocated to the current office in Irving, Texas. Britton Banowsky was named Commissioner in October 2002, succeeding Mike Slive, the league's first commissioner.

C-USA added East Carolina (September, 1996) and the United States Military Academy (March, 1997) as football members. ECU began league competition in 1997; Army in 1998 and UAB began football play in 1999. The league added TCU and ECU (1999) for all sports and they began competition in 2001. USF started C-USA football in 2003. Marshall, Rice, SMU, Tulsa, UCF and UTEP became full-time members of Conference USA in 2005.

Staff Directory



Britton Banowsky
C-USA Commissioner

Commissioner	Britton Banowsky
Executive Associate Commissioner	Judy MacLeod
Associate Commissioner	Alfred White
Associate Commissioner	Kelly Carney
Associate Commissioner for Compliance & Academics	Robert Phillippi
Associate Commissioner/ Business Affairs	Catrina Gibson

Associate Commissioner/Sports Services	Keisha Dunlap
Assistant Commissioner for Football & Baseball Operations	Russ Anderson
Assistant Commissioner/Public Affairs	Courtney Morrison Archer
Director of Sports Services	Chris Grant
Director of Compliance	Frank Arrendo
Director of Events	Monay Lyles
Director of New Media	Nicole Cartier
Associate Director of Media Relations	Debbie Davis
Assistant Director of Media Relations	Jeremiah Ingram
C-USA Digital Network Producer	William Draper
C-USA Digital Network Coordinator	Stacie Erfle
Assistant Director of Marketing	Toni Goeckel
Assistant Director of Sports Services and Officiating	Kelly Ninemire
Assistant to the Commissioner	Sara Sjuts
Sports Services Intern	Harrison Tassopoulos
Multimedia/Creative Services Consultant	Erika Amstadt Hirschfield



5201 N. O'Connor Blvd., Suite 300
Irving, TX 75039
Phone: (214) 774-1300
Fax: (214) 496-0055
www.conferenceusa.com

2013-14 Conference USA Bowl Tie-Ins

Bowl	Date	Opponent	TV
AutoZone Liberty Bowl	12/31/13	SEC Selection	ESPN
Sheraton Hawai'i Bowl	12/24/13	Mountain West Selection	ESPN
R+L Carriers			
New Orleans Bowl	12/21/13	Sun Belt Selection	ESPN
Beef 'O' Brady's			
St. Petersburg Bowl	12/23/13	AAC Selection	ESPN
Heart of Dallas Bowl	1/1/14	Big Ten Selection	ESPNU
Military Bowl	12/27/13	ACC	ESPN

UAB

2013 FOOTBALL

2013-14 C-USA Bowl Partners



2013-14 C-USA Bowl Synopsis



Conference USA has guaranteed spots in six games during the 2013 season. The AutoZone Liberty Bowl has the top selection of C-USA teams and the league will also send teams to the Beef 'O' Brady's Bowl St. Petersburg, Heart of Dallas Bowl, Military Bowl, R+L Carriers New Orleans Bowl and Sheraton Hawai'i Bowl this season.

The 55th annual AutoZone Liberty Bowl is scheduled for Tuesday, December 31 in Memphis. The AutoZone Liberty Bowl matches the first selection from Conference USA against an opponent from either the Southeastern Conference or the American Athletic Conference in a game that will air on ESPN with a 3 p.m. CT kickoff.

For the sixth straight year, C-USA will play in the Beef 'O' Brady's Bowl St. Petersburg will take place on Monday, December 23 at 1 p.m. ET. Conference USA will face an opponent from the American Athletic Conference at Tropicana Field in a game that will air on ESPN.

C-USA will participate in the fourth annual Heart of Dallas Bowl at historic Cotton Bowl Stadium on New Year's Day. The league's representative will face an opponent from the Big Ten Conference in a game that will air on ESPNU, beginning at 11 a.m. CT.

Conference USA is scheduled to participate in the R+L Carriers New Orleans for the 10th time in 12 seasons when it plays in the Saturday, December 21st contest. C-USA will play a representative from the Sun Belt Conference at the Mercedes-Benz Superdome, beginning at 8 p.m. CT on ESPNU.

For the 10th time in the bowl's 12-year history, C-USA will compete in the Sheraton Hawai'i Bowl on Tuesday, December 24 in Honolulu. The league's representative will face a Mountain West Conference opponent in the game, which will kick off at 3 p.m. HT (8 p.m. ET) and be televised by ESPN.

The league also has an agreement to play an opponent from the ACC in the Washington, D.C.-based Military Bowl. This year's game will be played at Navy-Marine Corps Memorial Stadium in Annapolis, Md. on Friday, December 27 at 2:30 p.m. ET on ESPN.

It is important to note that a Conference USA champion may qualify for the Bowl Championship Series if ranked in the BCS final Top 12 or, in the BCS Top 16 and ranked higher than a team which receives automatic qualification.

2013-14 C-USA Bowl Partners

Auto Zone Liberty Bowl

Memphis, Tennessee

Date: December 31, 2013 • Time: 3:00 p.m. CST

Stadium: Liberty Bowl Memorial (61,000)

Network: ESPN • Opponent: SEC or America Athletic Selection

Executive Director: Steve Ehrhart • President: Billy Hicks Jr.

Associate Executive Director: Harold Graeter

Phone: 901/795-7700 • FAX: 901/795-7826

Website: www.autozonelibertybowl.org

Mailing Address: 959 Ridgeway Loop Road, Suite 101 Memphis, TN 38118



Sheraton Hawai'i Bowl

Honolulu, Hawai'i

Date: December 24, 2013 • Time: 3:00 p.m. HST

Stadium: Aloha Stadium (50,000) • Network: ESPN

Opponent: Mountain West Conference Selection

Executive Director: Dave Matlin

Associate Executive Director: Daryl Garvin

Phone: 808/523-3688 • FAX: 808/523-3712

Website: www.sheratonhawaiibowl.com

Mailing Address: 841 Bishop Street - Suite 2100, Honolulu, Hawai'i 96813



Heart of Dallas Bowl

Dallas, Texas

Date: January 1, 2014 • Time: 11:00 a.m. CST

Stadium: Cotton Bowl (92,158)

Network: ESPNU Opponent: Big Ten Selection

Executive Director: Brant Ringler

Phone: 214/774-1300

Website: www.theheartofdallasbowl.com

Mailing Address: 5201 N. O'Connor Blvd., Suite 300, Irving, TX 75039



R+L Carriers New Orleans Bowl

New Orleans, Louisiana

Date: December 21, 2013 • Time: 8:00 p.m. CST

Stadium: Mercedes-Benz Superdome (73,208)

Network: ESPN

Opponent: Sun Belt Conference Champion

President/CEO: Jay Cicero

Executive Director: Billy Ferrante

Vice President, Communications: Sam Joffray

Phone: 504/525-5678 • FAX: 504/529-1622

Website: www.neworleansbowl.org

Mailing Address: 2020 St. Charles Avenue,
4th Floor, New Orleans, LA 70130



Beef O'Brady's Bowl St. Petersburg

St. Petersburg, Florida

Date: December 23, 2013 • Time: 2:00 p.m. EST

Stadium: Tropicana Field (43,000)

Network: ESPN

Opponent: America Athletic Selection

Executive Director: Brett Dulaney

Media Relations Director: Jack Heilig

Website: www.stpetersburgbowl.com

Mailing Address: 100 Second Avenue South, Suite N204, St. Petersburg, FL 33701



Military Bowl

Washington, D.C.

Date: December 27, 2013 • Time: 2:30 p.m. EST

Stadium: Navy-Marine Corps Memorial Stadium
(34,000)

Network: ESPN

Opponent: ACC Selection

Executive Director: Steve Beck

Media Relations Director: Josh Barr

Phone: 202/776-2509

Website: www.militarybowl.org

Mailing Address: 1200 New Hampshire Ave., NW, Suite 800
Washington, D.C. 20036



UAB

2013 FOOTBALL

2013 Alphabetical Roster

No.	Name	Pos.	Ht.	Wt.	Class	Hometown (Last School Attended)
20	Dequindre Adams	WR	5-10	190	So./1L	Columbus, Ga. (Carver HS)
16	Ervin Alston	LB	6-2	215	Fr./HS	Jacksonville, Fla. (Fleming Island HS)
39	Colin Anderson	PK	5-10	185	So./SQ	Stone Mountain, Ga. (Stephenson HS)
54	Billy Autrey	OL	6-2	290	Sr./2L	Columbus, Miss. (East Mississippi CC)
86	Kennard Backman	TE	6-3	258	Jr./2L	Austell, Ga. (Whitefield Academy)
58	Steven Banks	LB	6-0	224	Sr./1L	Birmingham, Ala. (Minor HS)
47	Patrick Bastien	LB	6-3	227	Sr./3L	Immokalee, Fla. (Immokalee HS)
71	Cameron Blankenship	OL	6-4	305	So./1L	Alexander City, Ala. (Benjamin Russell HS)
48	Connor Boyett	DE	6-5	267	Sr./3L	Danielsville, Ga. (Madison County HS)
21	Kelton Brackett	CB	5-11	186	So./1L	Mobile, Ala. (Blount HS)
16	Jeremiah Briscoe	QB	6-3	210	Fr./HS	Houston, Texas (Stratford HS)
11	Austin Brown	QB	6-1	208	So./1L	Flowery Branch, Ga. (Flowery Branch HS)
19	Devon Brown	CB	5-11	182	R-Fr./RS	Hoover, Ala. (Spain Park HS)
81	Rakayle Brown	WR	5-8	169	Jr./1L	Birmingham, Ala. (Minor HS)
56	Roscoe Byrd	OL	6-3	319	So./1L	Albany, Ga. (Albany HS)
28	James Caligone	CB	6-0	190	Fr./HS	Tulsa, Okla. (Booker T. Washington HS)
68	Albert Calloway	OL	6-0	285	Jr./SQ	Irondale, Ala. (Shades Valley HS)
29	David Calloway	RB	5-8	195	Sr./SQ	Conyers, Ga. (Rockdale County HS)
72	Wesley Carter	OL	6-4	280	So./SQ	Purvis, Miss. (Purvis HS)
93	Jose Casanova	DL	6-2	270	So./SQ	Vestavia Hills, Ala. (Vestavia Hills HS)
25	Destin Challenger	LB	5-11	215	So./1L	Hoover, Ala. (Spain Park HS)
27	Jalan Coleman	LB	6-3	210	Fr./HS	Daphne, Ala. (Daphne HS)
32	Bashr Coles	RB	5-11	212	So./1L	Tucker, Ga. (Tucker HS)
23	Tevin Crews	LB	6-2	212	So./1L	Brent, Ala. (Bibb County HS)
63	Uneik Crumbley	OL	6-3	327	So./SQ	Americus, Ga. (Americus-Sumter HS)
35	Grant Davis	TE	6-4	255	R-Fr./RS	Kingwood, Texas (Kingwood HS)
8	Jay Davis	SAF	6-1	194	Jr./2L	Lilburn, Ga. (Parkview HS)
15	Kingsley Ejike	DL	6-3	230	Fr./HS	Covington, Ga. (Newton HS)
3	Lamarcus Farmer	CB	5-11	170	So.1L	Pensacola, Fla. (West Florida Tech HS)
24	Greg Franklin	RB	5-11	197	Sr./3L	Marietta, Ga. (Marietta HS)
31	Brandon Fuller	LB	6-1	220	Fr./HS	Birmingham, Ala. (Clay-Chalkville HS)
4	Jake Ganus	LB	6-2	220	So./1L	Birmingham, Ala. (Chelsea HS)
91	Neal Gray	LB	6-1	225	R-Fr./RS	Chelsea, Ala. (Chelsea HS)
78	Aaron Green	OL	6-3	300	Jr./1L	Indianapolis, Ind. (Miles College)
4	J.J. Green	WR	6-2	180	Fr./HS	Florence, Ala. (Florence HS)
18	Trey Grissett	DE	6-5	260	Jr./2L	Warner Robins, Ga. (Houston County HS)
8	Nyiakki Height	WR	6-2	190	So./1L	Marietta, Ga. (Osborne HS)
88	Tristan Henderson	TE	6-4	265	Jr./JC	Los Alamitos, Calif. (Cerritos College)
57	John Hix	OL	6-2	270	Jr./2L	Auburn, Ala. (Auburn HS)
7	Jordan Howard	RB	6-1	228	Fr./HS	Gardendale, Ala. (Gardendale HS)
41	Rodarius Houston	WR	5-10	161	So./TR	Anniston, Ala. (LaGrange College)
84	Rickey Hrabowski	WR	6-1	187	Sr./2L	Hoover, Ala. (Hoover HS)
3	Maudrecus Humphrey	WR	6-3	185	Jr./TR	Hoover, Ala. (Univ. of Arkansas)
36	Jamal Hundley	WR	5-9	180	R-Fr./RS	Trussville, Ala. (Hewitt-Trussville HS)
64	Vincent Hunter	OL	6-4	325	Fr./HS	Memphis, Tenn. (Whitehaven HS)
60	Kaycee Ike	OL	6-5	293	Sr./2L	Lawrenceville, Ga. (Central Gwinnett HS)
51	Je'Niah Jackson	LB	6-1	200	Fr./HS	Hoover, Ala. (Spain Park HS)
6	Nick Jackson	SAF	6-2	205	Fr./HS	Birmingham, Ala. (Wenonah HS)
7	Jimmy Jean	CB	6-3	180	Jr./JC	Pompano Beach, Fla. (Arkansas Baptist)

UAB

2013 FOOTBALL

2013 Alphabetical Roster

11	Calvin Jones	SAF	5-10	187	Sr./2L	Petal, Miss. (Copiah-Lincoln JC)
38	Santonio Jones	TE	5-11	220	Sr./1L	Heidelberg, Miss. (Jones County JC)
42	Shaq Jones	LB	6-3	200	So./1L	Lanett, Ala. (Lanett HS)
10	Vashon Landers	SAF	6-1	175	So./1L	Opelika, Ala. (Opelika HS)
2	Ty Long	PK	6-2	188	Jr./2L	Roswell, Ga. (Roswell HS)
24	Tajh Lowe	SAF	5-11	180	Fr./HS	Tulsa, Okla. (Booker T. Washington HS)
12	Greg Maclin	SAF	6-3	185	Fr./HS	Tanner, Ala. (Tanner HS)
9	T.J. McCollum	SAF	6-3	205	Fr./HS	Birmingham, Ala. (Clay-Chalkville HS)
10	Myles McKee	QB	6-3	210	Jr./JC	Asheville, N.C. (Sierra (Calif.) College)
30	Tamar Mickens	RB	5-10	200	Jr./SQ	Birmingham, Ala. (Spain Park HS)
17	Mike Miller	QB	6-2	195	So./SQ	West Palm Beach, Fla. (The King's Academy)
55	Jontavious Morris	DL	6-2	295	So./1L	Albany, Ga. (Albany HS)
18	Rodney Morris	WR	6-3	215	Fr./HS	Alpharetta, Ga. (Alpharetta HS)
36	Hunter Mullins	P	6-3	195	Jr./1L	Tallassee, Ala. (Tallassee HS)
70	Hayden Naumann	OL	6-5	280	So./1L	Decatur, Ala. (Decatur HS)
1	Jamarcus Nelson	WR	5-11	160	Jr./2L	Midfield, Ala. (Midfield HS)
67	Bryant Novick	OL	6-5	315	Fr./HS	Hoover, Ala. (Spain Park HS)
76	Brian O'Leary	OL	6-2	290	Jr./2L	Venice, Fla. (Venice HS)
51	Jesse Parrish	LB	6-0	220	Sr./1L	Wetumpka, Ala. (Wetumpka HS)
14	Jonathan Perry	QB	6-2	210	Sr./2L	Baltimore, Md. (Dunbar HS)
26	Larry Pettaway	LB	6-2	210	R-Fr./RS	Eight Mile, Ala. (Blount HS)
17	Jordan Petty	CB	5-10	180	Fr./HS	Florence, Ala. (Florence HS)
80	Steve Pickren	TE	6-4	245	R-Fr./RS	Pell City, Ala. (Pell City HS)
13	Darius Powell	CB	5-10	181	So./1L	Foley, Ala. (Foley HS)
82	Bud Pruitt	TE	6-3	255	Sr./2L	Theodore, Ala. (Theodore HS)
49	Chris Rabb	DE	6-0	220	So./1L	Hueytown, Ala. (Hueytown HS)
44	Mark Rawls	LB	6-0	215	Fr./HS	Homewood, Ala. (Homewood HS)
5	Darrin Reaves	RB	5-10	210	Jr./2L	Birmingham, Ala. (Clay-Chalkville HS)
85	Marcus Reaves	WR	6-2	190	R-Fr./TR	Birmingham, Ala. (Idaho State)
52	Shaquille Roberson	DL	6-4	220	So./1L	Camp Hill, Ala. (Reeltown HS)
77	Victor Salako	OL	6-6	315	R-Fr./RS	Huntsville, Ala. (Grissom HS)
95	Deric Scott	DT	6-3	285	Sr./2L	Atlanta, Ga. (Carver HS)
53	Zach Sims	OL	6-2	290	Fr./HS	Homewood, Ala. (Homewood HS)
33	Derek Slaughter	LB	5-11	215	So./1L	Pelham, Ala. (Univ. of Nebraska)
99	Andra Smith	DL	6-4	305	Fr./HS	Memphis, Tenn. (Whitehaven HS)
63	Josh Smith	DL	6-2	275	Jr./HS	Birmingham, Ala. (P.D. Jackson Olin HS)
12	Nolen Smith	WR	6-3	205	Jr./2L	Oneonta, Ala. (Oneonta HS)
2	Jamari Staples	WR	6-4	190	Fr./HS	Lineville, Ala. (Central HS)
65	Dominic Sylvester	OL	6-4	315	Jr./RS	Horseheads, N.Y. (Alfred State College)
22	D.J. Vinson	WR	5-10	194	Jr./1L	Clay, Ala. (Clay-Chalkville HS)
90	Chris Walton	DE	6-3	260	Jr./2L	Atlanta, Ga. (Grady HS)
29	Zachary Warren	CB	5-8	174	R-Fr./RS	Madison, Ala. (Bob Jones HS)
37	Shalin Waterford	SAF	5-11	190	So./1L	Harvest, Ala. (Sparkman HS)
46	Diaheem Watkins	DE	6-4	258	Jr./2L	Brent, Ala. (Bibb County HS)
14	Cortez Webb	CB	6-2	189	Sr./1L	Wichita, Kan. (Butler County CC)
40	Acorye White	RB	5-7	170	Sr./SQ	Montgomery, Ala. (Ohio Wesleyan)
34	Daniel White	LB	6-2	234	Sr./3L	Apopka, Fla. (Hargrave Military)
15	Jackie Williams	WR	5-11	190	Sr./3L	Prichard, Ala. (Vigor HS)
69	Joe Winston	OL	6-3	315	R-Fr./RS	Harvest, Ala. (Sparkman HS)
50	Daron Wright	DT	6-2	271	So./RS	Atlanta, Ga. (Grady HS)

UAB

2013 FOOTBALL

2013 Numerical Roster

No.	Name	Pos.	Ht.	Wt.	Class	Hometown (Last School Attended)
1	Jamarcus Nelson	WR	5-11	160	Jr./2L	Midfield, Ala. (Midfield HS)
2	Ty Long	PK	6-2	188	Jr./2L	Roswell, Ga. (Roswell HS)
2	Jamari Staples	WR	6-4	190	Fr./HS	Lineville, Ala. (Central HS)
3	Lamarcus Farmer	CB	5-11	170	So./1L	Pensacola, Fla. (West Florida Tech HS)
3	Maudrecus Humphrey	WR	6-3	185	Jr./TR	Hoover, Ala. (Univ. of Arkansas)
4	Jake Ganus	LB	6-2	220	So./1L	Birmingham, Ala. (Chelsea HS)
4	J.J. Green	WR	6-2	180	Fr./HS	Florence, Ala. (Florence HS)
5	Darrin Reaves	RB	5-10	210	Jr./2L	Birmingham, Ala. (Clay-Chalkville HS)
6	Nick Jackson	SAF	6-2	205	Fr./HS	Birmingham, Ala. (Wenonah HS)
7	Jordan Howard	RB	6-1	228	Fr./HS	Gardendale, Ala. (Gardendale HS)
7	Jimmy Jean	CB	6-3	180	Jr./JC	Pompano Beach, Fla. (Arkansas Baptist)
8	Jay Davis	SAF	6-1	194	Jr./2L	Lilburn, Ga. (Parkview HS)
8	Nyiakki Height	WR	6-2	190	So./1L	Marietta, Ga. (Osborne HS)
9	T.J. McCollum	SAF	6-3	205	Fr./HS	Birmingham, Ala. (Clay-Chalkville HS)
10	Vashon Landers	SAF	6-1	175	So./1L	Opelika, Ala. (Opelika HS)
10	Myles McKee	QB	6-3	210	Jr./JC	Asheville, N.C. (Sierra (Calif.) College)
11	Austin Brown	QB	6-1	208	So./1L	Flowery Branch, Ga. (Flowery Branch HS)
11	Calvin Jones	SAF	5-10	187	Sr./2L	Petal, Miss. (Copiah-Lincoln JC)
12	Greg Maclin	SAF	6-3	185	Fr./HS	Tanner, Ala. (Tanner HS)
12	Nolen Smith	WR	6-3	205	Jr./2L	Oneonta, Ala. (Oneonta HS)
13	Darius Powell	CB	5-10	181	So./1L	Foley, Ala. (Foley HS)
14	Cortez Webb	CB	6-2	189	Sr./1L	Wichita, Kan. (Butler County CC)
14	Jonathan Perry	QB	6-2	210	Sr./2L	Baltimore, Md. (Dunbar HS)
15	Kingsley Ejike	DL	6-3	230	Fr./HS	Covington, Ga. (Newton HS)
15	Jackie Williams	WR	5-11	190	Sr./3L	Prichard, Ala. (Vigor HS)
16	Ervin Alston	LB	6-2	215	Fr./HS	Jacksonville, Fla. (Fleming Island HS)
16	Jeremiah Briscoe	QB	6-3	210	Fr./HS	Houston, Texas (Stratford HS)
17	Jordan Petty	CB	5-10	180	Fr./HS	Florence, Ala. (Florence HS)
17	Mike Miller	QB	6-2	195	So./SQ	West Palm Beach, Fla. (The King's Academy)
18	Rodney Morris	WR	6-3	215	Fr./HS	Alpharetta, Ga. (Alpharetta HS)
18	Trey Grissett	DE	6-5	260	Jr./2L	Warner Robins, Ga. (Houston County HS)
19	Devon Brown	CB	5-11	182	R-Fr./RS	Hoover, Ala. (Spain Park HS)
20	Dequindre Adams	WR	5-10	190	So./1L	Columbus, Ga. (Carver HS)
21	Kelton Brackett	CB	5-11	186	So./1L	Mobile, Ala. (Blount HS)
22	D.J. Vinson	WR	5-10	194	Jr./1L	Clay, Ala. (Clay-Chalkville HS)
23	Tevin Crews	LB	6-2	212	So./1L	Brent, Ala. (Bibb County HS)
24	Greg Franklin	RB	5-11	197	Sr./3L	Marietta, Ga. (Marietta HS)
24	Tajh Lowe	SAF	5-11	180	Fr./HS	Tulsa, Okla. (Booker T. Washington HS)
25	Destin Challenger	LB	5-11	215	So./1L	Hoover, Ala. (Spain Park HS)
26	Larry Pettaway	LB	6-2	210	R-Fr./RS	Eight Mile, Ala. (Blount HS)
27	Jalan Coleman	LB	6-3	210	Fr./HS	Daphne, Ala. (Daphne HS)
28	James Caligone	CB	6-0	190	Fr./HS	Tulsa, Okla. (Booker T. Washington HS)
29	David Calloway	RB	5-8	195	Sr./SQ	Conyers, Ga. (Rockdale County HS)
29	Zachary Warren	CB	5-8	174	R-Fr./RS	Madison, Ala. (Bob Jones HS)
30	Tamar Mickens	RB	5-10	200	Jr./SQ	Birmingham, Ala. (Spain Park HS)
31	Brandon Fuller	LB	6-1	220	Fr./HS	Birmingham, Ala. (Clay-Chalkville HS)
32	Bashr Coles	RB	5-11	212	So./1L	Tucker, Ga. (Tucker HS)
33	Derek Slaughter	LB	5-11	215	So./1L	Pelham, Ala. (Univ. of Nebraska)
34	Daniel White	LB	6-2	234	Sr./3L	Apopka, Fla. (Hargrave Military)

UAB

2013 FOOTBALL

2013 Numerical Roster

35	Grant Davis	TE	6-4	255	R-Fr./RS	Kingwood, Texas (Kingwood HS)
36	Hunter Mullins	P	6-3	195	Jr./1L	Tallassee, Ala. (Tallassee HS)
36	Jamal Hundley	WR	5-9	180	R-Fr./RS	Trussville, Ala. (Hewitt-Trussville HS)
37	Shalin Waterford	SAF	5-11	190	So./1L	Harvest, Ala. (Sparkman HS)
38	Santonio Jones	TE	5-11	220	Sr./1L	Heidelberg, Miss. (Jones County JC)
39	Colin Anderson	PK	5-10	185	So./SQ	Stone Mountain, Ga. (Stephenson HS)
40	Acorye White	RB	5-7	170	Sr./SQ	Montgomery, Ala. (Ohio Wesleyan)
41	Rodarius Houston	WR	5-10	161	So./TR	Anniston, Ala. (LaGrange College)
42	Shaq Jones	LB	6-3	200	So./1L	Lanett, Ala. (Lanett HS)
44	Mark Rawls	LB	6-0	215	Fr/HS	Homewood, Ala. (Homewood HS)
46	Diaheem Watkins	DE	6-4	258	Jr./2L	Brent, Ala. (Bibb County HS)
47	Patrick Bastien	LB	6-3	227	Sr./3L	Immokalee, Fla. (Immokalee HS)
48	Connor Boyett	DE	6-5	267	Sr./3L	Danielsville, Ga. (Madison County HS)
49	Chris Rabb	DE	6-0	220	So./1L	Hueytown, Ala. (Hueytown HS)
50	Daron Wright	DT	6-2	271	So./RS	Atlanta, Ga. (Grady HS)
51	Je’Niah Jackson	LB	6-1	200	Fr./HS	Hoover, Ala. (Spain Park HS)
51	Jesse Parrish	LB	6-0	220	Sr./1L	Wetumpka, Ala. (Wetumpka HS)
52	Shaquille Roberson	DL	6-4	220	So./1L	Camp Hill, Ala. (Reeltown HS)
53	Zach Sims	OL	6-2	290	Fr./HS	Homewood, Ala. (Homewood HS)
54	Billy Autrey	OL	6-2	290	Sr./2L	Columbus, Miss. (East Mississippi CC)
55	Jontavious Morris	DL	6-2	295	So./1L	Albany, Ga. (Albany HS)
56	Roscoe Byrd	OL	6-3	319	So./1L	Albany, Ga. (Albany HS)
57	John Hix	OL	6-2	270	Jr./2L	Auburn, Ala. (Auburn HS)
58	Steven Banks	LB	6-0	224	Sr./1L	Birmingham, Ala. (Minor HS)
60	Kaycee Ike	OL	6-5	293	Sr./2L	Lawrenceville, Ga. (Central Gwinnett HS)
63	Josh Smith	DL	6-2	275	Jr./HS	Birmingham, Ala. (P.D. Jackson Olin HS)
63	Uneik Crumbley	OL	6-3	327	So./SQ	Americus, Ga. (Americus-Sumter HS)
64	Vincent Hunter	OL	6-4	325	Fr./HS	Memphis, Tenn. (Whitehaven HS)
65	Dominic Sylvester	OL	6-4	315	Jr./RS	Horseheads, N.Y. (Alfred State College)
67	Bryant Novick	OL	6-5	315	Fr./HS	Hoover, Ala. (Spain Park HS)
68	Albert Calloway	OL	6-0	285	Jr./SQ	Irondale, Ala. (Shades Valley HS)
69	Joe Winston	OL	6-3	315	R-Fr./RS	Harvest, Ala. (Sparkman HS)
70	Hayden Naumann	OL	6-5	280	So./1L	Decatur, Ala. (Decatur HS)
71	Cameron Blankenship	OL	6-4	305	So./1L	Alexander City, Ala. (Benjamin Russell HS)
72	Wesley Carter	OL	6-4	280	So./SQ	Purvis, Miss. (Purvis HS)
76	Brian O’Leary	OL	6-2	290	Jr./2L	Venice, Fla. (Venice HS)
77	Victor Salako	OL	6-6	315	R-Fr./RS	Huntsville, Ala. (Grissom HS)
78	Aaron Green	OL	6-3	300	Jr./1L	Indianapolis, Ind. (Miles College)
80	Steve Pickren	TE	6-4	245	R-Fr./RS	Pell City, Ala. (Pell City HS)
81	Rakayle Brown	WR	5-8	169	Jr./1L	Birmingham, Ala. (Minor HS)
82	Bud Pruitt	TE	6-3	255	Sr./2L	Theodore, Ala. (Theodore HS)
84	Rickey Hrabowski	WR	6-1	187	Sr./2L	Hoover, Ala. (Hoover HS)
85	Marcus Reaves	WR	6-2	190	R-Fr./TR	Birmingham, Ala. (Idaho State)
86	Kennard Backman	TE	6-3	258	Jr./2L	Austell, Ga. (Whitefield Academy)
88	Tristan Henderson	TE	6-4	265	Jr./JC	Los Alamitos, Calif. (Cerritos College)
90	Chris Walton	DE	6-3	260	Jr./2L	Atlanta, Ga. (Grady HS)
91	Neal Gray	LB	6-1	225	R-Fr./RS	Chelsea, Ala. (Chelsea HS)
93	Jose Casanova	DL	6-2	270	So./SQ	Vestavia Hills, Ala. (Vestavia Hills HS)
95	Deric Scott	DT	6-3	285	Sr./2L	Atlanta, Ga. (Carver HS)
99	Andra Smith	DL	6-4	305	Fr./HS	Memphis, Tenn. (Whitehaven HS)

Roster Breakdown

Starters Returning (18)

Offense (8)

OL Billy Autrey, TE Kennard Backman, OL Cameron Blankenship,
QB Austin Brown, OL John Hix, OL Kaycee Ike, RB Darrin Reaves,
WR Jackie Williams

Defense (8)

LB Patrick Bastien, DT Connor Boyett, CB Lamarcus Farmer,
SAF Jake Ganus, SAF Calvin Jones, DT Deric Scott, DE Diaheem
Watkins, DE Chris Walton

Specialists (2)

PK Ty Long, P Hunter Mullins

Starters Lost (7)

Offense (3)

WR Nick Adams, WR Patrick Hearn, OL Chris Hubbard

Defense (3)

LB Marvin Burdette, LB Greg Irvin, CB Cornelius Richards

Specialists (1)

SN Taylor Klein

Lettermen Returning (49)

Offense (21)

Wide Receivers — Dequindre Adams, Nyiakki Height, Ricky
Hrabowski, Jackie Williams, Nolen Smith*

Offensive Linemen — Billy Autrey, Cameron Blankenship, Roscoe
Byrd, Aaron Green, John Hix, Kaycee Ike, Hayden Naumann,
Brian O'Leary

Tight Ends — Kennard Backman, Bud Pruitt

Quarterbacks — Austin Brown, Jonathan Perry

Running Backs — Bashr Coles, Greg Franklin, D'Andre Mostella,
Darrin Reaves

Defense (26)

Defensive Linemen — Connor Boyett, Trey Grissett, Jontavious
Morris, Chris Rabb, Deric Scott, Chris Walton, Diaheem Watkins

Linebackers — Steven Banks, Patrick Bastien, Destin Challenger,
Tevin Crews, Jake Ganus, Shaq Jones, Jesse Parrish, Shaq
Roberson, Derek Slaughter, Daniel White*

Cornerbacks — Kelton Brackett, Devon Brown, Lamarcus Farmer,
Vashon Landers, Darius Powell, Cortez Webb

Safeties — Calvin Jones, Shalin Waterford, Jay Davis

Specialists (2)

P Hunter Mullins, PK Ty Long

Lettermen Lost (17)

Offense (9)

Wide Receivers — Nick Adams, Patrick Hearn, Stephen Herring

Offensive Linemen — Chris Hubbard

Tight Ends — Sam Accursio, Jordan Longoria

Quarterbacks — Joe Bento

Running Backs — Dontavious Jackson, D'Andre Mostella

Defense (7)

Defensive Linemen — Jamie Onufrak, Cody Payne

Linebackers — Marvin Burdette, Greg Irvin

Cornerbacks — Cornelius Richards

Safeties — Lamar Johnson, Landon Nolen

Specialists (1)

SN Taylor Klein

Other Returnees (21)

Offense (15)

WR Rakayle Brown, OL Albert Calloway, RB David Calloway, OL
Wesley Carter, OL Uneik Crumbley, TE Grant Davis, WR Jamal
Hundley, RB Tamar Mickens, QB Mike Miller, TE Steve Pickren,
OL Victor Salako, OL Dominic Sylvester, WR D.J. Vinson*, RB
Acorye White, OL Joe Winston

Defense (5)

DL Jose Casanova, DL Neal Gray, LB Larry Pettaway, CB Zachary
Warren, DL Daron Wright*

Specialists (1)

PK Colin Anderson

* Lettered in previous year(s), injured in 2012



Class Breakdown/Pronunciation Guide

True Freshmen (21)

LB	Ervin Alston
QB	Jeremiah Briscoe
CB	James Caligone
LB	Jalan Coleman
DL	Kingsley Ejike
LB	Brandon Fuller
WR	J.J. Green
RB	Jordan Howard
OL	Vincent Hunter
LB	Je’Niah Jackson
SAF	Nick Jackson
SAF	Tajh Lowe
SAF	Greg Maclin
SAF	T.J. McCollum
WR	Rodney Morris
OL	Bryant Novick
CB	Jordan Petty
LB	Mark Rawls
OL	Zach Sims
DL	Andra Smith
WR	Jamari Staples

Redshirt Freshmen (10)

CB	Devon Brown
TE	Grant Davis
LB	Neal Gray
WR	Jamal Hundley
LB	Larry Pettaway
TE	Steve Pickren
WR	Marcus Reaves
OL	Victor Salako
CB	Zachary Warren
OL	Joe Winston

Sophomores (28)

WR	Dequindre Adams
PK	Colin Anderson
OL	Cameron Blankenship
CB	Kelton Brackett
QB	Austin Brown
OL	Roscoe Byrd
OL	Wesley Carter
DL	Jose Casanova
LB	Destin Challenger
RB	Bashr Coles
LB	Tevin Crews
OL	Uneik Crumbley
CB	Lamarcus Farmer
LB	Jake Ganus
WR	Nyiakki Height
WR	Rodarius Houston
LB	Shaq Jones
SAF	Vashon Landers

QB	Mike Miller
DL	Jontavious Morris
OL	Hayden Naumann
CB	Darius Powell
DE	Chris Rabb
DL	Shaquille Roberson
LB	Derek Slaughter
DL	Josh Smith
SAF	Shalin Waterford
DE	Daron Wright

Juniors (22)

TE	Kennard Backman
WR	Rakayle Brown
OL	Albert Calloway
SAF	Jay Davis
DT	Aaron Green
DE	Trey Grissett
TE	Tristan Henderson
OL	John Hix
WR	Maudrecus Humphrey
CB	Jimmy Jean
PK	Ty Long
QB	Myles McKee
RB	Tamar Mickens
P	Hunter Mullins
WR	Jamarcus Nelson
OL	Brian O’Leary
RB	Darrin Reaves
WR	Nolen Smith
OL	Dominic Sylvester
WR	D.J. Vinson
DE	Chris Walton
DE	Diaheem Watkins

Seniors (18)

OL	Billy Autrey
LB	Steven Banks
LB	Patrick Bastien
DT	Connor Boyett
RB	David Calloway
RB	Greg Franklin
WR	Rickey Hrabowskie
OL	Kaycee Ike
SAF	Calvin Jones
TE	Santonio Jones
LB	Jesse Parrish
QB	Jonathan Perry
TE	Bud Pruitt
DT	Deric Scott
CB	Cortez Webb
WR	Acorye White
LB	Daniel White
WR	Jackie Williams

The 2013 Blazers By Class

Class	Offense	Defense	Specialists	Total
True Freshmen	8	13	0	21
Redshirt Freshmen	6	4	0	10
Sophomores	11	16	1	28
Juniors	15	5	2	22
Seniors	10	8	0	18
Totals	50	46	3	99

Pronunciation Guide

Kennard Backman	BACK-man
Connor Boyett	boy-ETT
Devon Brown	de-VON
Rakayle Brown	rah-KAYL
Bashr Coles	bah-SHEER
Uneik Crumbley	yoo-NEEK
Kingsley Ejike	E-gee-KAY
Jake Ganus	GAY-ness
Trey Grissett	gris-SET
Nyiakki Height	NYE-kee
Rickey Hrabowskie	rah-BAU-skee
Vashon Landers	vah-SHON
Jontavious Morris	jon-TAY-vee-us
Victor Salako	sah-LAH-ko
Shalin Waterford	SHA-lin
Diaheem Watkins	dye-heem
Daron Wright	duh-RON



UAB

2013 FOOTBALL

Roster By Position

Quarterbacks

No.	Name	Class	Exp.	Ht.	Wt.
11	Austin Brown	Sophomore	1L	6-1	208
16	Jeremiah Briscoe	Freshman	HS	6-3	210
10	Myles McKee	Junior	JC	6-3	210
17	Mike Miller	Sophomore	SQ	6-2	195
14	Jonathan Perry	Senior	2L	6-2	210

Running Backs

No.	Name	Class	Exp.	Ht.	Wt.
29	David Calloway	Senior	SQ	5-8	195
32	Bashr Coles	Sophomore	1L	5-11	212
24	Greg Franklin	Senior	3L	5-11	197
7	Jordan Howard	Freshman	HS	6-1	228
30	Tamar Mickens	Junior	SQ	5-10	200
5	Darrin Reaves	Junior	2L	5-10	210
40	Acorye White	Senior	SQ	5-7	170

Wide Receivers

No.	Name	Class	Exp.	Ht.	Wt.
20	Dequindre Adams	Sophomore	1L	5-10	190
81	Rakayle Brown	Junior	1L	5-8	169
4	J.J. Green	Freshman	HS	6-2	180
8	Nyiakki Height	Sophomore	1L	6-2	190
41	Rodarius Houston	Sophomore	TR	5-10	161
84	Rickey Hrabowski	Senior	2L	6-1	187
3	Maudrecus Humphrey	Junior	TR	6-3	185
36	Jamal Hundley	R-Freshman	RS	5-9	180
18	Rodney Morris	Freshman	HS	6-3	215
1	Jamarcus Nelson	Junior	2L	5-11	160
85	Marcus Reaves	R-Freshman	RS	6-2	190
12	Nolen Smith	Junior	2L	6-3	205
2	Jamari Staples	Freshman	HS	6-4	190
22	D.J. Vinson	Junior	1L	5-10	194
15	Jackie Williams	Senior	3L	5-11	190

Tight Ends/Fullbacks

No.	Name	Class	Exp.	Ht.	Wt.
86	Kennard Backman	Junior	2L	6-3	258
35	Grant Davis	R-Freshman	RS	6-4	255
88	Tristan Henderson	Junior	JC	6-4	265
38	Santonio Jones	Senior	1L	5-11	220
80	Steve Pickren	R-Freshman	RS	6-4	245
82	Bud Pruitt	Senior	2L	6-3	255

Offensive Linemen

No.	Name	Class	Exp.	Ht.	Wt.
54	Billy Autrey	Senior	2L	6-2	290
71	Cameron Blankenship	Sophomore	1L	6-4	305
56	Roscoe Byrd	Sophomore	1L	6-3	319
68	Albert Calloway	Junior	SQ	6-0	285
72	Wesley Carter	Sophomore	SQ	6-4	280
63	Uneik Crumbley	Sophomore	SQ	6-3	327
78	Aaron Green	Junior	1L	6-3	300
57	John Hix	Junior	2L	6-2	270
64	Vincent Hunter	Freshman	HS	6-4	325
60	Kaycee Ike	Senior	2L	6-5	293
70	Hayden Naumann	Sophomore	1L	6-5	280
67	Bryant Novick	Freshman	HS	6-5	315
76	Brian O'Leary	Junior	2L	6-2	290
77	Victor Salako	R-Freshman	RS	6-6	315
53	Zach Sims	Freshman	HS	6-2	290
65	Dominic Sylvester	Junior	RS	6-4	315
69	Joe Winston	R-Freshman	RS	6-3	315

Defensive Linemen

No.	Name	Class	Exp.	Ht.	Wt.
48	Connor Boyett	Senior	3L	6-5	267
93	Jose Casanova	Sophomore	SQ	6-2	270
15	Kingsley Ejike	Senior	2L	6-3	230
92	Trey Grissett	Junior	2L	6-5	260
55	Jontavious Morris	Sophomore	1L	6-2	295
49	Chris Rabb	Sophomore	1L	6-0	220
52	Shaquille Roberson	Sophomore	1L	6-4	220
95	Deric Scott	Senior	2L	6-3	285
99	Andra Smith	Freshman	HS	6-4	305
63	Josh Smith	Junior	HS	6-2	275
90	Chris Walton	Junior	2L	6-3	260
46	Diaheem Watkins	Junior	2L	6-4	258
50	Daron Wright	Sophomore	RS	6-2	271

Linebackers

No.	Name	Class	Exp.	Ht.	Wt.
16	Ervin Alston	Freshman	HS	6-2	215
58	Steven Banks	Senior	1L	6-0	224
47	Patrick Bastien	Senior	3L	6-3	227
25	Destin Challenger	Sophomore	1L	5-11	215
27	Jalan Coleman	Freshman	HS	6-3	210
23	Tevin Crews	Sophomore	1L	6-2	212
31	Brandon Fuller	Freshman	HS	6-1	220
4	Jake Ganus	Sophomore	1L	6-2	220
91	Neal Gray	R-Freshman	RS	6-1	225
51	Je'Niah Jackson	Freshman	HS	6-1	200
42	Shaq Jones	Sophomore	1L	6-3	200
51	Jesse Parrish	Senior	1L	6-0	220
26	Larry Pettaway	R-Freshman	RS	6-2	210
44	Mark Rawls	Freshman	HS	6-0	215
33	Derek Slaughter	Sophomore	1L	5-11	215
34	Daniel White	Senior	3L	6-2	234

Defensive Backs

No.	Name	Class	Exp.	Ht.	Wt.
21	Kelton Brackett	Sophomore	1L	5-11	186
19	Devon Brown	R-Freshman	RS	5-11	182
28	James Caligone	Freshman	HS	6-0	190
8	Jay Davis	Junior	2L	6-1	194
3	Lamarcus Farmer	Sophomore	1L	5-11	170
6	Nick Jackson	Freshman	HS	6-2	205
7	Jimmy Jean	Junior	JC	6-3	180
11	Calvin Jones	Senior	2L	5-10	187
10	Vashon Landers	Sophomore	1L	6-1	175
24	Tajh Lowe	Freshman	HS	5-11	180
12	Greg Maclin	Freshman	HS	6-3	185
9	T.J. McCollum	Freshman	HS	6-3	205
7	Darius Powell	Sophomore	1L	5-10	181
17	Jordan Petty	Freshman	HS	5-10	180
29	Zachary Warren	R-Freshman	RS	5-8	174
37	Shalin Waterford	Sophomore	1L	5-11	190
14	Cortez Webb	Senior	1L	6-2	189

Specialists

No.	Name	Class	Exp.	Ht.	Wt.
39	Colin Anderson	Sophomore	SQ	5-10	185
2	Ty Long	Junior	2L	6-2	188
36	Hunter Mullins	Junior	1L	6-3	195

UAB

2013 FOOTBALL

Preseason Depth Chart

Offense			Defense		
"X" WR	1	Jamarcus Nelson - 5-11, 160, Jr.	DE	48	Connor Boyett - 6-5, 267, Sr.
	84	Rickey Hrabowski - 6-1, 187, Sr.		90	Chris Walton - 6-3, 260, Jr.
OT	60	Kaycee Ike - 6-5, 293, Sr.	DT	55	Jontavious Morris - 6-2, 295, So.
	78	Aaron Green - 6-3, 300, Jr.		93	Jose Casanova - 6-2, 270, So.
OG	71	Cameron Blankenship - 6-4, 305, So.	DT	95	Deric Scott - 6-3, 285, Sr.
	56	Roscoe Byrd - 6-3, 319, So.		50	Daron Wright - 6-2, 271, So.
C	76	Brian O'Leary - 6-2, 290, Jr.	DE	49	Chris Rabb - 6-0, 220, So.
	65	Dominic Sylvester - 6-4, 315, Jr.		46	Diaheem Watkins - 6-4, 258, Jr.
OG	54	Billy Autrey - 6-2, 290, Sr.	JACK	33	Derek Slaughter - 5-11, 215, So.
	57	John Hix - 6-2, 270, Jr.		4	Jake Ganus - 6-2, 220, So.
OT	77	Victor Salako - 6-6, 315, R-Fr.	MIKE	47	Patrick Bastien - 6-3, 227, Sr.
	70	Hayden Naumann - 6-5, 280, So.		34	Daniel White - 6-2, 234, Sr.
TE	86	Kennard Backman - 6-3, 258, Jr.	WILL	42	Shaq Jones - 6-3, 200, So.
	35	Grant Davis - 6-4, 255, R-Fr.		25	Destin Challenger - 5-11, 215, So.
	80	Steve Pickren - 6-4, 245, R-Fr.	BUCK	23	Tevin Crews - 6-2, 212, So.
QB	11	Austin Brown - 6-1, 208, So.		26	Larry Pettaway - 6-2, 210, R-Fr.
	14	Jonathan Perry - 6-2, 210, Sr.	CB	3	Lamarcus Farmer - 5-11, 170, So.
	16	Jeremiah Briscoe - 6-4, 210, Fr.		13	Darius Powell - 5-10, 181, So.
	10	Myles McKee - 6-3, 210, Jr.		29	Zachary Warren - 5-8, 174, R-Fr.
RB	5	Darrin Reaves - 5-10, 210, Jr.	SS	11	Calvin Jones - 5-10, 187, Sr.
	24	Greg Franklin - 5-11, 197, Sr.		37	Shalin Waterford - 5-11, 190, So.
	32	Bashr Coles - 5-11, 212, So.	FS	10	Vashon Landers - 6-1, 175, So.
FB	38	Santonio Jones - 5-11, 220, Sr.		8	Jay Davis - 6-1, 194, Jr.
	82	Bud Pruitt - 6-3, 255, Sr.	CB	19	Devon Brown - 5-11, 182, R-Fr.
"W" WR	20	Dequindre Adams - 5-10, 190, So.		21	Kelton Brackett - 5-11, 186, So.
	12	Nolen Smith - 6-3, 205, Jr.		14	Cortez Webb - 6-2, 189, Sr.
"Z" WR	15	Jackie Williams - 5-11, 190, Sr.			
	8	Nyiakki Height - 6-2, 190, So.			

Special Teams

PK	2	Ty Long - 6-2, 188, Jr.	H	36	Hunter Mullins - 6-3, 195, Jr.
	39	Colin Anderson - 5-10, 185, So.		PR	15
P	36	Hunter Mullins - 6-3, 195, Jr.	3		Lamarcus Farmer - 5-11, 170, So.
			KR	24	Greg Franklin - 5-11, 197, Sr.
		15		Jackie Williams - 5-11, 190, Sr.	

2013 Blazers Outlook

Blazers Will Feature Potent Offensive Weapons, Looking For Improved Defense This Fall



UAB head coach Garrick McGee embarks on his second season at the helm of the Blazers' program and there's no doubt there is a comfort level this year that he had yet to experience a year ago when he had just arrived in Birmingham.

He has settled into the head coaching role that was new to him after he arrived from Arkansas in December of 2011. Implementing new philosophies and coaching styles are never easy and McGee feels like, with a year having passed that as he looks ahead to the 2013 campaign, things will be easier for both him and his players.

"They have a better understanding of our system, they have a better understanding of the philosophy of coaching that I have and the way I expect things done," McGee said.

There will be higher expectations for the Blazers this fall with eight returning starters on both offense and defense.

One advantage for the Blazers as they head into the new season will be the fact that so many young players saw playing time last season, many of whom in starting or key reserve roles. UAB was among the

national leaders in starts among freshmen.

UAB will again face a challenging schedule. The first month features three non-conference road games, two of which will be played at Southeastern Conference foes LSU and Vanderbilt. The Blazers open the 2013 campaign at Troy with a home contest sandwiched between the dates with the Tigers and Commodores.

The Blazers displayed a potent offense at times during the 2012 season and with most of their players back, especially at the skill positions, more can be expected this fall. UAB ranked No. 19 nationally in passing offense last season and averaged 419 yards and 29 points per game.

UAB had several standout performers on the offensive side. Consider the following as we fast forward to the upcoming season:

- RB Darrin Reaves rushed for 1,037 yards and 13 touchdowns en route to earning first-team All-Conference USA honors
- QB Austin Brown passed for a UAB freshman record 2,673 yards, earning C-USA All-Freshman Team recognition, despite starting only 8-of-12 games

• WR Jackie Williams registered personal bests for receptions (52) and yards (799) in 2012 and will enter the 2013 season with the nation's longest consecutive games streak (35) with at least one catch

• Defensively, the Blazers will look for improvement from last season when they yielded 38 points and 427 yards per contest. UAB will also look to fill the void left by the departure of all-conference linebacker Marvin Burdette, the nation's leading tackler in 2012. Burdette set Blazer records for most tackles in a season (152) and a career (406).

• The kicking game looks to be in excellent shape with kicker Ty Long and punter Hunter Mullins both returning after banner 2012 campaigns.

The Offense

In addition to the skill players the Blazers will return in 2013, also back will be four of five offensive linemen, the lone departure being all-league tackle Chris Hubbard. Starting tight end Kennard Backman also returns as a junior.

2013 Blazers Outlook



The Blazers have talent at the quarterback position as sophomore Austin Brown (left) and senior Jonathan Perry (right) combined to throw for 3,706 yards and 21 touchdowns last fall.

McGee's reputation for producing high-powered offense did not disappoint in 2012 as the Blazers racked up 5,029 yards of offense, the third-highest total in school history. UAB averaged more than 28 points per game and scored 35 points or higher in four games. McGee believes in a balanced attack on offense and the Blazers will once again feature that philosophy. The good news for UAB is the Blazers return a pair of experienced quarterbacks as well as a formidable trio of running backs, along with top receiver Williams.

Quarterbacks

The Blazers are fortunate to have a pair of signal-callers who have starting experience on their resumes. And both Austin Brown and Jonathan Perry have shown they are capable of leading the offense and putting up big numbers. Combined, the duo put up 3,706 passing yards and 21 touchdowns last season.

Brown, a sophomore in 2013, became the starter last season in the fourth game (vs. Tulsa) and remained in that role the rest of the way. He finished with 2,673 passing yards as he hit 58 percent of his passes with 15 touchdowns and 12 interceptions. Brown posted some impressive statistics in individual games along the way, including a 409-yard, three-touchdown performance against Tulane.

Perry, who began the 2012 season as the starter, is a productive runner as well as passer. He started eight games in 2011 and the first three of last year. Perry, a senior, passed for 1,033 yards while hitting 61 percent of his attempts in 2012. He tossed six touchdown passes with only one interception. In two years, Perry has registered 3,075 passes yards with 16 touchdown passes. Last season in the final game, he came off the bench to throw for 307 yards and a pair of touchdowns against UCF.

The Blazers' quarterback competition will also include Jeremiah Briscoe, a freshman who enrolled at UAB in January after becoming a four-star prospect during his prep career in Houston, Texas. Myles McKee, a junior college standout at Sierra (Calif.) College the past two seasons, was a

2013 Blazers Outlook

late signee last spring and will also be listed among the quarterbacks. Mike Miller has been in the Blazers' program for two years and provides depth to the position.

Running Backs

UAB is solid at the running back position with the three-leading ground gainers back from last season. The trio provides size, physical play, speed and shiftiness.

Junior Darrin Reaves has emerged into one of the top backs in the conference, rushing for 1,037 yards and 13 touchdowns last season. Reaves, who became the Blazers' first-ever first-team all-conference running back, rushed for 751 yards and nine touchdowns in the final six games of the season. Reaves also proved to be a significant threat as a receiver out of the backfield with 41 catches for 302 yards and touchdown. Reaves is the only player in the country returning who rushed for more than 1,000 yards and had more than 40 receptions in 2012.

Greg Franklin, the lone senior in the group, rushed for 180 yards and a pair of scores last season after posting 430 yards and two touchdowns on the ground in 2011. Franklin also notched a dozen receptions and two touchdown catches last

season. Sophomore Bashr Coles gives UAB another weapon in the backfield as he was the team's second-leading rusher last year with 262 yards, averaging a team-best 6.7 yards per rush.

Receivers

The receiving corps returns its top performer from last season in senior Jackie Williams (52 catches, 799 yards) but lost a pair of productive wide receivers in Nick Adams (45 receptions, 656 yards) and Patrick Hearn (42 catches, 628 yards) to graduation. Williams has caught at least one pass in every game he has played at UAB and takes a 35-consecutive games streak — longest in the country — into the 2013 season. For his career, Williams has 140 catches for 1,733 yards.

Junior Jamarcus Nelson is the fastest player on the team and provides a deep threat for the Blazers. Nelson had 22 catches for 414 yards (18.8 avg.) last season.

Nyiakki Height played in the defensive secondary in 2012 as a true freshman but has been moved to wide receiver where he excelled while in high school.

UAB also has several newcomers who figure to be in the mix for playing time at wide receiver this fall.

Tight End/Fullback

The Blazers look to be in good shape at tight end where junior Kennard Backman returns for his junior year. Backman started 9-of-12 games last season and finished with 23 catches for 235 yards and four touchdowns. He is looking to put up even more production in 2013.

The Blazers also welcome back Nolen Smith after Smith missed all of last season due to a knee injury he suffered last May. Smith presents matchup problems for opposing defenses as he doubles as a receiver/tight end with abilities for both roles.

Steve Pickren and Grant Davis were redshirted last season as a true freshman but will compete for playing time in 2012. Pickren saw some action at defensive end last spring but has since been moved back to the offensive side of the ball.

Also look for senior Santonio Jones to contribute as a fullback after seeing action in eight games, mostly down the stretch of the season, last fall.

Offensive Line

After replacing four starting offensive linemen from the 2011 season — a group with a combined 136 career starts — the Blazers' offensive front featured some new



UAB will again feature a deep group of running backs in senior Greg Franklin (left), Darrin Reaves (center) and Bashr Coles (right).

UAB

2013 FOOTBALL

2013 Blazers Outlook



The play of the Blazers' offensive line will be key to how the offense performs during the 2013 season.

faces last season with the exception of All-Conference USA tackle Chris Hubbard. Now Hubbard is gone — having signed with the NFL's Pittsburgh Steelers last spring — after completing his senior season, but UAB will have four starters back on the line.

Senior Kaycee Ike started all 12 games at tackle while Cameron Blankenship was impressive in starting the final nine games of the season at guard and earning C-USA All-Freshman Team honors.

Brian O'Leary will enter the spring as the starting center after seeing action at both guard and center in 2012. O'Leary

had five starts last fall. Senior Billy Autrey started eight of the last nine games of the season at center but is slated to move to guard for the upcoming season. Junior John Hix made six starts last fall, seeing action at both guard and center.

Roscoe Byrd, who played in 10 games on the defensive front in 2012, has been moved to offensive guard and the Blazer coaches are excited about his potential there. Victor Salako was redshirted last season as a true freshman but heads into the spring slated as a starter at tackle.

Wesley Carter, Dominic Sylvester and Hayden Naumann have all yet to see their first game action for the Blazers, but all three are expected to contribute this coming season.

The Defense

Certainly one key as to the level of improvement UAB is able to achieve in 2013 will be the progress on the defensive side of the ball. The Blazers allowed an average of 37.5 points and 427 yards last season.

UAB will have an abundance of returning players back in the fold this season after so many younger players earned experience in 2012, but one key component missing will be all-conference linebacker Marvin Burdette. Burdette, now with the Washington Redskins, completed his eligibility last season and finished his senior campaign in fine fashion as he led the nation in tackles (13.08) and set UAB record for most tackles in a season (157) and career (406).

Defensive Ends

The Blazers return their top four ends from last season. Senior Connor Boyett has seen action at tackle and end during his career and heads into his senior season with 26 career starts. Last season, Boyett saw most of his action inside at tackle and finished with three sacks and four tackles for loss.

Junior Diaheem Watkins started the first seven games of the season before an injury cut his season short. Watkins finished with 32 tackles, including four tackles for loss and 1.5 sacks. Chris Rabb was one of the true freshmen who emerged last season and demonstrated an ability to pressure the quarterback. Rabb started the last four games of the season and had 6.5 tackles for loss and 3.5 sacks.

Chris Walton was a starter in nine games last season as a sophomore and finished with 21 tackles, including 7.5 tackles for loss and 1.5 sacks.

2013 Blazers Outlook

Linebackers

The Blazers will undoubtedly miss Burdette who provided leadership, in addition to his ball-hawking skills.

Senior Patrick Bastien heads into the fall as the projected starter at mike linebacker after starting 10 games in 2012. Bastien finished as the team's sixth-leading tackler (33 stops) with 6.0 tackles for loss and 2.0 sacks.

The Blazers will also welcome back fifth-year senior Daniel White who missed all of the 2012 season after suffering a knee injury in spring practice last year. White has 16 career starts and over 100 career tackles. His return should be a boost to the UAB linebacking corps.

Sophomore Derek Slaughter made an impact last season on both special teams and at linebacker. With ever a nose for the

ball, Slaughter finished with 28 tackles last season after starting his career at Nebraska in 2011. Slaughter also made a tremendous contribution on UAB special teams last year.

Jake Ganus, a true sophomore, saw plenty of action last season in his first year in the Green and Gold. As a starter at safety in 10 games, Ganus recorded 63 tackles. He was moved to linebacker during the spring.

Sophomore Tevin Crews provided backup help last season and had 15 tackles. The Blazers are especially high on the potential of sophomore Shaq Jones who finished with 39 tackles last season and is the starter at will linebacker as fall practice begins.

Destin Challenger saw action as a true freshman in 2012 and returns with a larger role in mind for this fall.

Safeties

Senior Calvin Jones had nine starting assignments in 2012 and finished with 71 tackles. He is projected as a starter at strong safety again this season.

Junior Jay Davis has spent his Blazer career to this point at wide receiver. Last season, he caught 23 passes for 277 yards with a pair of touchdowns. But Davis has been moved to safety and the UAB coaches will be anxious to see how he performs this spring.

Sophomore Vashon Landers is tabbed as a starter at free safety entering fall camp after seeing action in 10 games last season. Shalin

It will take a team effort on the defensive side of the ball for UAB to make improvements that the Blazers anticipate in 2013.



2013 Blazers Outlook

Waterford saw limited action last season and could see more time this fall.

The Blazers also may look to several newcomers for help at safety in 2013.

Cornerbacks

Sophomore Lamarcus Farmer is back after being thrust into a starting job last season. Farmer started 11-of-12 games in 2012 and finished as the team's fifth-leading tackler with 50 stops. He also led the Blazers in pass breakups with eight.

Sophomore Darius Powell, who came to UAB as a wide receiver, has been moved to the defensive backfield and is expected to contend for quality playing time at cornerback.

Redshirt freshman Devon Brown is expected to play a larger role this coming season while walkon Zachary Warren will also get a look this spring.

Senior Cortez Webb saw most of his action at safety last season, playing in 10 games with 19 tackles. He heads into the 2013 season listed on the depth chart at cornerback.

Sophomore Kelton Brackett got one start and played in all 12 games last season, recording 30 tackles while registering a pair of forced fumbles.

Special Teams

The kicking and punting games appear to be in good shape with the return of juniors Ty Long and Hunter Mullins at kicker and punter, respectively.

UAB was one of eight schools in the country that had both a kicker and a punter on the Lou Groza Award and Ray Guy Award Watch Lists, respectively.

Long is one of the best kickers in the country and the Roswell, Ga. native has made 30-of-36 field goals in his first two years as a Blazer. His 83.3 percent accuracy mark is the best in UAB history. Long has not missed a field goal from inside 43 yards during his career. In addition, Long owns the two-longest field goals in UAB history having kicked a 54-yarder at Ohio State and a 53-yarder against Southeastern Louisiana last season.

Mullins became UAB's starting punter



last season and did not disappoint as he finished with an average of 44.8 yards per punt, the top single-season mark in Blazer history and the No. 12 average nationally last season.

The Schedule

The Blazers will again face a formidable schedule, starting with back-to-back road games to open the season at Troy (Aug. 31) and LSU (Sept. 6). UAB lost a tight contest to the Trojans at Legion Field last fall in the season opener. The Blazers will head to Baton Rouge with a 1-0 all-time lead against the Tigers, posting a 13-10 victory in 2000 in their only meeting when Nick Saban was the head coach at LSU.

After a home game against Northwestern (La.) State, UAB ventures into SEC territory

The Blazers have the luxury of having one of the top punters and kickers in the country. Juniors Hunter Mullins and Ty Long were named to the 2013 Watch Lists for the Ray Guy Award and Lou Groza Award, respectively.

for the second time in the opening month with a road contest at Vanderbilt. The conference slate begins the next week with a home game against Florida Atlantic, followed by road contests at FIU and UTSA.

UAB returns home the first weekend in November to play host to Middle Tennessee before traveling to Marshall and East Carolina in back-to-back weeks. The Blazers will close out the regular season with a pair of homes when they play Rice and Southern Miss at Legion Field.

UAB

2013 FOOTBALL

2013 UAB Notes



Junior Darrin Reaves, a first-team All-Conference USA selection last year, enters the 2013 season as the only running back in the country who eclipsed 1,000 yards and 40 receptions last season.

McGee Begins Second Season, Four New Assistants On Staff

Garrick McGee will enter his second season at the helm of the UAB program with the 2013 season. McGee, who came to Birmingham after four years at Arkansas, was a finalist for the Broyles Award in 2011, presented annually to the nation's top assistant.

The Blazers welcome four new assistant coaches to the staff for the new season. In addition, Richard Owens, who last year coached the UAB tight ends, will assume offensive coordinator duties in addition to coaching the Blazer wide receivers.

Joining the staff this year are Kevin Peoples, defensive line coach and recruiting coordinator; Joseph Henry, tight ends; Eric Evans, running backs; and Matt Sanders,

special teams and assistant secondary coach.

Plenty Of Experience Back For The Blazers

UAB returns eight starters on both offense and defense for the 2013 season. The Blazers also welcome back their outstanding pair of kickers in punter Hunter Mullins and placekicker Ty Long.

Four of five offensive linemen who were primary starters last fall will be back this season, including Billy Autrey, Kaycee Ike, Cameron Blankenship and John Hix. In addition, the Blazers return quarterback Austin Brown, running back Darrin Reaves and wide receiver Jackie Williams.

On the defensive side, all four starters from last season on the line return in Connor

Boyett, Deric Scott, Diaheem Watkins and Chris Walton. Linebacker Patrick Bastien is back for his senior season with Lamarqus Farmer, Calvin Jones and Jake Ganus (now moved to LB) returning from the secondary.

Three First-Time Opponents, Two SEC Teams On Schedule

The Blazers will play a trio of schools for the first time during the 2013 season while they take on a pair of opponents from the Southeastern Conference. UAB plays road games against LSU and Vanderbilt this fall, representing the 12th consecutive year that UAB has played at least one opponent from the SEC.

UAB meets Northwestern (La.) State, FIU and UTSA — the latter two new Conference USA foes — for first meetings.

The Blazers will be playing both LSU and Vanderbilt for the second time in history. UAB defeated the Tigers (13-10) during the 2000 season when LSU was coached by current Alabama head coach Nick Saban. The Commodores beat the Blazers by a 31-15 score in 1996 in the only previous meeting between the schools.

Blazers Have Pair Of Seasoned Signal-Callers

One luxury for the Blazers is the presence of two returning quarterbacks who possess significant experience. Redshirt sophomore Austin Brown started seven of the final eight games of the 2012 season and finished with 2,673 passing yards and 15 touchdowns. Jonathan Perry started the first three contests last fall and had 1,033 passing yards and six touchdown tosses. Brown had three games with more than 300 yards passing, including a season-high 409 against Tulane. Perry came off the bench in the final game to hit for 307 yards through the air with a pair of scoring passes.

	Comp-Att	Pct	Yds	TD
Austin Brown	205-355	57.7	2673	15
Jonathan Perry	74-122	60.7	1033	6

23rd Season Of UAB Football; 18th at I-A Level

UAB has a young football program compared to most of its opposition. The Blazers went through their first intercollegiate football season in 1991 as a member of NCAA Division III. The Blazers moved to Division

UAB

2013 FOOTBALL

2013 UAB Notes

Senior safety Calvin Jones is the Blazers' leading returning tackler after an outstanding 2012 campaign. Jones finished the year with 71 tackles and started nine games during the season.

I-AA two seasons later in 1993, remaining at that level three years before making the transition to Division I-A during the 1996 season. The 2013 season represents the 23rd season of football for UAB.

Williams Has Nation's Longest Consecutive Games Reception Streak

UAB senior wide receiver Jackie Williams will begin the 2013 season with the country's longest consecutive games streak with at least one reception. Williams has caught at least one pass in every game he has played as a Blazer and enters the new campaign with at least one reception in 35 straight contests.

With a catch in the season-opening game vs. Troy, Williams would move to the top of the list at UAB. Roddy White (2002-05) and Derrick Ingram (1991-94) both had 35-game streaks during their careers at UAB.

Williams recorded a team-high 52 catches for 799 yards in 2012 and now has 140 career receptions to rank No. 4 all-time at UAB. He has 1,733 career receiving yards for the Blazers, also ranking fourth on the school's career charts.

UAB In All-Time Overtime Games UAB OT Record: 2-4

Home: 0-3 | **Away:** 2-1

Most Recent: W, 50-49 in 2 OTs over Southern Miss, Oct. 30, 2010

Date	Opponent	Result
9/26/98	Kansas	(4 OT) L, 39-37
11/20/99	at Tulane	W, 23-20
11/11/00	Southern Miss	L, 33-30
9/23/06	Mississippi State	L, 16-10
9/25/10	at Tennessee	(2 OT) L, 32-29
10/30/10	at Southern Miss	(2 OT) W, 50-49

Long, Mullins Named To Preseason Watch Lists

UAB placekicker Ty Long and punter Hunter Mullins were both named to Watch Lists for their respective positions.

Long, a junior from Roswell, Ga., was tabbed to the Lou Groza Award list for the second consecutive season. The Groza



Award is presented annually to the top placekicker in the nation. Mullins, a junior from Tallassee, Ala., was named to the Ray Guy list, given each season to the best punter in the collegiate ranks.

Long will enter his third season at UAB with 30 field goals in 36 attempts and a career percentage of 83.3 that rates No. 1 all-time for the Blazers. Last season, Long connected on 14-of-17 and booted the two longest field goals in UAB history when he hit from 54 yards vs. Ohio State and 53 yards against Southeastern Louisiana.

In his first season as UAB's regular punter in 2012, Mullins averaged a Blazer season-record 44.8 yards per kick. He had 14 punts inside the 20-yard line and 12 that were called on fair catches. Mullins had 12 punts during the season of 50 yards or more.

Freshmen Got Plenty Of Starts For Blazers In 2012

UAB had nine different freshmen make a total of 52 starts for the Blazers during the 2012 season.

Jake Ganus, who was a true freshman last season, started 10-of-12 games at safety while then-redshirt freshman Lamaricus Farmer started 11 games and true frosh Kelton Brackett made three starts for UAB.

On the offensive side, quarterback Austin Brown and guard Cameron Blankenship saw

the most starts as freshmen. Brown, who was a redshirt signal-caller, started eight of the last nine games of the season and finished with a UAB freshman record 2,673 passing yards. Blankenship started the final eight games of the season. Both Brown and Blankenship were named to the Conference USA All-Freshman Team.

Against Tulsa, UAB had four more freshmen make first-time starts. Cameron Blankenship started on the offensive line while Austin Brown was the starting quarterback. On defense, Chris Rabb started at defensive end and Derek Slaughter started at linebacker.

Jones Is Leading Returning Tackler For Blazers

Senior safety Calvin Jones enters the 2013 campaign as the team's leading returning tackler after registering 71 stops last season. Jones, who started nine of 11 contests in the secondary, was the third-leading tackler on the team last season. Linebacker Marvin Burdette set a UAB single-season record with 157 tackles while another linebacker, fellow senior Greg Irvin, netted 72 stops in 12 games.

In addition to the 71 tackles last year, Jones also had 2.5 tackles for loss, a sack, two fumble recoveries, a forced fumble and a blocked kick.

Nelson Continues Success Against Tulsa

Tulsa is not on the Blazers' 2013 regular season schedule which could be interpreted as disappointing to UAB junior wide receiver Jamarcus Nelson.

Nelson continued his big-play success against Tulsa when UAB took on the Golden Hurricane in last season's game at Legion Field. Nelson had four catches in the game for 146 yards and registered a pair of touchdowns as Tulsa prevailed in a 49-42 shootout.

Nelson's two touchdown receptions in the contest went for 75 yards (on the first play from scrimmage in the game) and 50 yards from quarterback Austin Brown.

A year earlier, Nelson had similar success against the Golden Hurricane with a pair of touchdown receptions on long scoring plays. Nelson now has eight career touchdown catches and four of them have come against Tulsa, covering distances of 66, 45, 75 and 50 yards.

UAB

2013 FOOTBALL

Players to Watch



86

Kennard Backman
Tight End

6-3 ▪ 258 ▪ Junior
Austell, Ga.
(Whitefield Academy)

Quick Hits

- A 2012 honorable mention All-Conference USA selection
- Has made 17 starts in two seasons
- Totaled 29 receptions in 24 games played in his career
- Tied for No. 5 among UAB pass catchers last season with 23 total receptions
- Four touchdown catches tied for the team lead with wide receiver Jamarcus Nelson last season
- Recorded at least one reception in 9-of-11 games in 2012
- Posted season and career highs with five catches for 78 yards in last year's season finale at UCF
- Averaged 10.2 yards per catch in 2012
- In 2011, made an immediate impact in his first season at UAB as he played in all 12 games

Backman's Career Statistics

Year	G	Rec	Yds	TD	Avg.	LG
2011	12	6	43	0	7.2	18
2012	12	23	235	4	10.2	26
Total	24	29	278	4	9.6	26



47

Patrick Bastien
Linebacker

6-3 ▪ 227 ▪ Senior
Immokalee, Fla.
(Immokalee HS)

Quick Hits

- One of the most experienced players on the defensive side of the ball for the Blazers (32 career games/12 starts)
- Has 30 total tackles, eight tackles for loss and three forced fumbles in his career
- Played in all 12 games in each of the past two seasons
- Finished tied for No. 6 on the team in tackles with 33 last year
- Recorded six tackles for loss and two sacks during the 2012 season

- Posted a season-high five tackles at Houston last season
- Had 10 solo tackles and 24 overall in 2011

Bastien's Career Statistics

Year	G	UA	A	Tot	TFL	Yds	Int	FF
2009	8	5	1	6	1.0	1	0	1
2011	12	10	14	24	1.0	3	0	1
2012	12	21	12	33	6.0	33	0	1
Total	20	15	15	30	2.0	4	0	3



11

Austin Brown
Quarterback

6-1 ▪ 208 ▪ Sophomore
Flowery Branch, Ga.
(Flowery Branch HS)

Quick Hits

- Named to C-USA All-Freshman Team in 2012
- Set a UAB freshman record for passing yards with 2,673
- His passing yard total last season was the sixth-highest single-season mark in UAB history
- Took over quarterback duties in the fourth game of 2012
- Drew eight starts and ranked No. 6 in C-USA in passing yards per game (222.8)
- Threw for a career-best 409 yards and three touchdowns at Tulane (10/27/12)
- Enters 2013 No. 7 on UAB's all-time passing yardage list with 2,673 yards

Brown's Career Statistics

Year	GP/GS	Effic.	Comp-Att-Int	Pct.	TD	Yards
2012	12/8	128.18	205-305-12	57.7	15	2673
Total	12/8	128.18	205-305-12	57.7	15	2673



60

Kaycee Ike

Offensive Tackle
6-5 ▪ 293 ▪ Senior
Lawrenceville, Ga.
(Central Gwinnett HS)

Quick Hits

- Played and started in all 12 games for the Blazers at the tackle position in 2012
- Saw action in each of UAB's 12 games in 2011
- Redshirted in his first season with the Blazers in 2009
- Listed as the No. 1 tackle on the depth chart heading into the 2013 season



11

Calvin Jones
Safety

5-10 ▪ 187 ▪ Senior
Petal, Miss.
(Copiah-Lincoln JC)

Quick Hits

- The team's leading returning tackler from 2012 with 71 last fall
- A 2012 honorable mention All-Conference USA performer
- A transfer from Copiah-Lincoln JC who enters his third season with the Blazers.
- Drew nine starts at the strong safety position last season and ranked No. 3 on the team with 71 stops
- Recorded seven tackles, had a tackle for loss, a sack, a forced fumble and a fumble recovery at Southern Miss last season
- Saw action in 10 games in 2011 and ranked ninth on the team in tackles with 36, including 18 solo hits

Jones' Career Statistics

Year	G	UA	A	Tot	TFL	Yds	INT	PBU
2011	10	18	18	36	1.0	0	0	1
2012	11	39	32	71	2.5	5	0	1
Total	21	57	50	107	3.5	5	0	2

UAB

2013 FOOTBALL

Players to Watch



2 Ty Long Kicker

6-2 ▪ 188 ▪ Junior
Roswell, Ga.
(Roswell HS)

Quick Hits

- Named to 2013 Lou

Groza Award Watch List

- Has hit 30-of-36 field goals in his career (UAB record for accuracy)
- Ranked second in C-USA (only behind Tulane's Groza Award winner Cairo Santos) in field goal accuracy at 82.4 percent last season
- Made 14-of-17 field goals in 2012 and 16-of-19 in 2011
- Honorable mention All-Conference USA selection in 2012
- Conference USA All-Freshman Team honors and third-team Freshman All-America honors in 2011
- Kicked a school-record 54-yard field goal at Ohio State last season
- Has hit 63-of-66 career extra points

Long's Career Statistics

Year	FG	FGA	Pct.	XP	XPA	Pct.	Pts.
2011	16	19	.842	24	25	.960	72
2012	14	17	.824	39	41	.951	81
Total	30	36	.833	63	66	.955	153



36 Hunter Mullins Punter

6-3 ▪ 195 ▪ Junior
Tallassee, Ala.
(Tallassee HS)

Quick Hits

- Named to 2013 Ray

Guy Award Watch List

- Enters his fourth season and second as starting punter
- Set a UAB single-season record with his 44.8 yards per punt average in 2012
- A 2012 honorable mention All-Conference USA selection
- Ranked No. 3 in C-USA punting average and No. 12 nationally in 2012
- Had season-long punts of 61 yards (at Southern Miss) and 60 yards (at Houston)

- Registered 12 punts of 50 yards or more last season

Mullins' Career Statistics

Year	G	No	Yds	Avg.	LG	TB	I20	50+
2011	1	2	83	41.5	49	0	1	0
2012	12	50	2239	44.8	61	7	14	12
Total	13	52	2322	43.2	61	7	15	12



14 Jonathan Perry Quarterback

6-2 ▪ 210 ▪ Senior
Baltimore, Md.
(Dunbar HS)

Quick Hits

- Enters 2013 No. 6 on

UAB's all-time career passing yardage list with 3,075 yards

- An excellent runner with 355 career rushing yards
- Started first three games of 2012 season and threw only one interception
- Threw for 307 yards and two touchdowns in final game of 2012 season at UCF
- Made eight starts in 2011 and threw for 2,042 yards
- His 2,042 yards passing in 2011 ranks eighth all-time in a single season at UAB
- Redshirted in 2009 and did not see any action in 2010

Perry's Career Statistics

Year	GP/GS	Effic.	Comp-Att-Int	Pct.	TD	Yards
2011	12/8	120.8	174-300-8	58.0	10	2042
2012	8/3	146.4	74-122-1	60.7	6	1033
Total	20/11	128.2	248-422-9	58.8	16	3,075



5 Darrin Reaves Running Back

5-10 ▪ 210 ▪ Junior
Birmingham, Ala.
(Clay-Chalkville HS)

Quick Hits

- Emerged as one of the

top running backs in the country after a stellar sophomore season

- Only running back in the country returning for 2013 season who rushed for more than 1,000

yards (1,037 yards) and also had more than 40 receptions (41) last season

- Earned first-team All-Conference USA honors in 2012
- Became the fourth UAB player — and third running back -- in school history to eclipse 1,000 yards in a season
- Averaged 106.8 yards per game on the ground in C-USA action
- Had a three-game stretch vs. Tulane, Southern Miss and Marshall where he ran for 573 yards (191 avg.) and seven TDs
- Rushed for 223 yards (second-most in UAB history) at Southern Miss -- also the highest rushing mark of the season by a player in C-USA

Reaves' Career Statistics

Year	G	No	Yds	TD	Avg	LG	Avg/G
2011	9	79	372	2	4.7	29	41.3
2012	12	215	1037	13	4.8	30	86.4
Total	21	294	1409	15	4.8	30	67.1



15 Jackie Williams Wide Receiver

5-11 ▪ 190 ▪ Senior
Prichard, Ala.
(Vigor HS)

Quick Hits

- The Blazers' leading

returning receiver with 140 catches for 1,733 yards in his career

- Led UAB with 52 catches for 799 yards in 2012
- His 52 catches is sixth-highest season total in Blazer history, while his 799 yards receiving ranks seventh-best in a single season
- Ranks No. 4 all-time at UAB in receiving yards with 1,733
- His 2,511 career all-purpose yards ranks No. 9 in the Blazer history book

Williams' Career Statistics

Year	G	Rec	Yds	TD	Avg	LG
2010	12	30	327	3	10.9	44
2011	11	58	607	0	10.5	39
2012	12	52	799	1	15.4	63
Total	35	140	1733	4	12.4	63

UAB

2013 FOOTBALL

2013 UAB Blazers



20
Dequindre Adams
Wide Receiver

5-10 | 190 | Sophomore
Columbus, Ga.
(Carver HS)

Moved to wide receiver from secondary prior to spring practice ... redshirted last season as a true freshman in 2011 and did not see any action.

2012: Saw limited action in three games (Troy, Southeastern Louisiana and Houston) last season.

2011: Did not see any action and was redshirted.

High School: A three-year starter for head coach Dell McGee at Carver High School ... was tabbed a first-team all-city and all-region performer as a senior by the *Columbus Ledger Enquirer* ... also earned second-team all-city honors as a junior ... a standout in the classroom, he carries a 3.5 GPA and earned a spot on the first-team all-state academic team ... was rated as the No. 104 cornerback in the country and No. 8 in the state of Georgia by ESPN.com ... also one of the top wide receivers in his region, he averaged 19.9 yards a catch (22/438) and grabbed five touchdowns during senior season ... helped lead team to a 13-1 record and a final ranking of No. 14 in the state of Georgia ... team captured the 2010 5-AA Region Championship.

Personal: Born July 28, 1992 at Columbus, Ga. ... son of Tracey Kuykendall ... major is liberal arts.



39
Colin Anderson
Kicker

5-10 | 185 | Sophomore
Stone Mountain, Ga.
(Stephenson HS)

Redshirted in 2011 as a true freshman ... has yet to see any action at UAB ... gives Blazers depth at kicker position.

2012: Did not see any playing time.

2011: Did not see any playing time.

High School: A 2-AAAAA first-team all-region placekicker and a second-team performer as a punter, as chosen by the

region's head coaches ... helped team to a 9-0 start to the season before finishing 9-2 overall and 6-1 in the region ... closed the 2010 season with 51 points ... hit seven field goals during senior year, four of which were 40 or more yards ... averaged over 38 yards per punt ... competed for the West Team as a placekicker/punter in DeKalb County Coaches Association All-Star football game on Dec. 18 ... played under head coach Ron Gartrell.

Personal: Born June 24, 1993 at Ft. Lauderdale, Fla. ... son of Curline and Sefton Anderson ... major is accounting.



54
Billy Autrey
Offensive Guard

6-2 | 290 | Senior
Columbus, Miss.
(East Mississippi CC)

Redshirted his first season at UAB in 2010 after just one year of junior college, Autrey saw significant action last season ... listed as starter at offensive guard coming out of 2013 spring practice ... in final season of eligibility remaining.

2012: Made eight starts at center last season ... helped Blazer offensive unit to one of most prolific seasons in school history



Billy Autrey

as UAB tallied 5,029 offensive yards (No. 3 on all-time charts).

2011: Saw limited action, playing in three games in reserve role on offensive line ... played in games against Florida, Marshall and Houston.

2010: Redshirted in his first season at UAB.

Junior College: Started at center to trigger East Mississippi's high-powered offensive attack as a freshman ... teamed with fellow UAB signees Quartney Cox, Pat Shed and T.J. Ballou on EMCC's state championship team this in 2009 ... chosen to the 2009 MACJC All-North State Second Team.

High School: Selected to the 2008 Class 5A MAC (Mississippi Association of Coaches) All-State First Team as an offensive guard ... also named second-team all-state by The Jackson Clarion-Ledger as a prep senior at Columbus (Miss.) High School.

Personal: Born Sept. 15, 1990 at Amory, Miss. ... son of Julia and Jimmy Autrey ... major is exercise science.



86
Kennard Backman
Tight End

6-3 | 258 | Junior
Austell, Ga.
(Whitefield Academy)

Has made 17 starts at tight end in his first two UAB seasons ... athletic tight end who will be again be counted on heavily in 2012 ... after starting eight games as a true freshman in 2011, played an increased role on offense last fall.

2012: Was significant contributor to Blazer offense last season as he made nine starts at tight end finished with 23 receptions to tie for No. 5 among UAB pass catchers ... totaled 235 yards and four touchdowns ... his four touchdown catches tied for team lead with Jamarcus Nelson ... recorded at least one reception in 9-of-11 games in 2012 ... was a honorable mention All-Conference USA selection ... posted season and career highs in final game of season as he registered five catches for 78 yards at UCF ... also had four receptions for 43 yards against Southeastern Louisiana ... recorded two touchdown catches in road contest at Tulane ... also caught scoring passes against East Carolina and Memphis ... had a career-long 26-yard catch at UCF.

UAB

2013 FOOTBALL

2013 UAB Blazers



Kennard Backman

2011: Made immediate impact in his first season at UAB as he played in all 12 contests and started eight of those ... first start was in game two in Conference USA opener vs. Tulane ... registered six catches during season for 43 yards ... notched a season-best two receptions for 20 yards in victory at Memphis ... season-long catch was 18 yards against Memphis ... also excelled in classroom as he was named to Conference USA Commissioner's Honor Roll.

High School: Attended Whitefield Academy in metro-Atlanta area ... a versatile athlete who was standout on both sides of the ball ... two-time all-state performer ... earned second-team honors by Associated Press as a senior tight end ... also listed honorable mention all-state as a defensive lineman by the Atlanta Journal-Constitution ... finished the 2010 season with 39 receptions for 494 yards and five touchdowns on offense ... on the defensive side, Backman had 73 tackles with seven sacks ... ranked as the No. 36 prospect in Georgia by Scout.com ... was nominated for U.S. Army All-American Team, one of 21 nominees from state of Georgia ... was a first-team all-state selection as a junior in 2009, earning accolades at tight end by AP and as a defensive lineman by the Journal-Constitution ... also earned all-state honors as a junior by Georgia Sports Writers Association

... registered 33 receptions for 487 yards with three touchdowns as a junior ... coached by Jimmy Fields at Whitefield Academy.

Personal: Born Feb. 26, 1993 at Atlanta, Ga. ... son of Krashenda Backman and Charles Okoli ... major is business.

Backman's Career Statistics

Receiving	G	Rec	Yds	TD	Avg.	LG
2011	12	6	43	0	7.2	18
2012	12	23	235	4	10.2	26
Totals	24	29	278	4	9.6	26



58

Steven Banks

Linebacker

6-0 | 224 | Senior
Birmingham, Ala.
Minor HS

Enrolled at UAB during summer of 2011 and has been member of Blazers' team since 2011 season ... did not see action in first season and saw limited time on field in 2012 ... transfer from Troy.

2012: Saw action in one game (at Tulane) during season ... registered one solo tackle against the Green Wave.

2011: Did not see any action for Blazers.

High School: Attended Minor High School ... member of varsity football squad three seasons, seeing action at both defensive end and linebacker ... helped team to 9-3 record his senior season as Minor advanced to second round of Class 6A state playoffs, defeating Vestavia Hills before falling to Hoover ... registered nearly 90 tackles as a senior ... coached by Randy Cook.

Personal: Born Jan. 24, 1990 at Birmingham, Ala. ... son of Debra and Willie Banks ... attended same high school as former Blazers Mario Wright and Rashaud Slaughter ... major is information systems.



47

Patrick Bastien

Linebacker

6-3 | 227 | Senior
Immokalee, Fla.
(Immokalee HS)

Will enter senior season as one of the Blazers' most experienced players on the defensive side ... has seen

action in 32 career games with 12 starts ... will be one of UAB's team leaders in 2013 ... saw action as a true freshman in 2009 before sitting out 2010 season and redshirting ... listed as starter at WLB coming out of spring practice.

2012: Started 10-of-12 games during season (did not start vs. Tulsa and Marshall) and finished tied for No. 6 on the team in tackles with 33 ... recorded six tackles for loss and two sacks during the season ... posted a season-high five tackles at Houston when he also had a pair of tackles for loss with one sack ... also forced a fumble against the Cougars ... sacks were registered against Houston and Memphis.

2011: Played in all 12 games for the Blazers, including action on special teams ... finished season with 24 tackles ... had 10 solo hits ... season-high four tackles against Marshall ... also registered three tackles in games vs. Tulane, Troy, Mississippi State and Houston ... recorded tackles for loss against Marshall and Memphis ... forced one fumble during season (in season finale at Florida Atlantic).



Patrick Bastien

UAB

2013 FOOTBALL

2013 UAB Blazers

2010: Sat out season as a redshirt.

2009: Played in eight games and started two for the Blazers in first collegiate season ... started games against Troy and Texas A&M ... finished season with six total tackles, including one tackle for loss and one forced fumble ... recorded a season-high four tackles and a tackle for loss in road game at Troy.

High School: Played tight end and defensive end under head coach Israel Gallegos at Immokalee High School ... selected to the Collier County High School All-Star team ... lone touchdown reception as a senior came on a 17-yard catch in a 29-6 win over Golden Gate High School ... was the only player on his team to receive a scholarship to a Football Bowl Subdivision team.

Personal: Born June 5, 1991 at Naples, Fla. ... son of Marie St. Elin and Joseph Bastien ... major is individually designed.

Bastien's Career Statistics

	G	UA	A	Tot	TFL	Yds	Int	FF
2009	8	5	1	6	1.0	1	0	1
2011	12	10	14	24	1.0	3	0	1
2012	12	21	12	33	6.0	33	0	1
Totals	32	36	27	53	8.0	37	0	3



71 Cameron Blankenship Offensive Guard

6-4 | 305 | Sophomore
Alexander City, Ala.
(Benjamin Russell HS)

Coming off productive 2012 season as a true freshman when he started nine games for the Blazers ... with experience under his belt, he will be counted on more heavily this season ... listed as preseason starter at offensive guard heading into 2013 fall camp.

2012: Saw action in nine games, starting the final nine contests of the 2012 campaign at guard ... named to the C-USA All-Freshman team following season ... earned a spot on the C-USA Commissioner's Honor Roll.

High School: Attended Benjamin Russell High School ... a two-year starter at offensive line under head coach Danny Horn, playing the right guard and right tackle positions ... was tabbed to the preseason Super-12 Team and a First-Team All-Outlook performer

according to the Alexander City Outlook ... blocked for the top rushing team in the region, which included 6A state champion Prattville ... blocked for BRHS running back Demetrius Buckner, who rushed for 1,300 yards and 15 touchdowns in 2011 ... led all BRHS linemen with 75 knockdown blocks, while his 16 pancake blocks ranked second on the team ... helped lead team to the second round of the 2011 AHSAA 6A state playoffs after going 1-9 in each of the previous two seasons ... can bench press 340 pounds, squat 540 pounds and runs a 5.1 40-yard dash ... also was a four-year letterwinner for the boys' golf team ... a member of the National Honor Society.

Personal: Born May 13, 1994 at Alexander City, Ala. ... son of Julie and Joe Blankenship (divorced) ... major is industrial distribution.



48 Connor Boyett Defensive End

6-5 | 267 | Senior
Danielsville, Ga.
(Madison County HS)

Has seen extensive action in his first three seasons at UAB, playing in all 36 games with 26 starts ... saw considerable action as a true freshman in 2010 and started every game as a sophomore ... was moved inside to defensive tackle early in 2012 spring practice and spent time there during '12 season ... now back at defensive end and is listed as preseason starter heading into 2013 fall camp.

2012: Saw action in all 12 games last season, starting seven of those ... played at both defensive tackle and outside at end during season ... finished with 17 total tackles with 4.0 tackles for loss and three sacks ... also contributed a pair of forced fumbles and a fumble recovery ... had a blocked kick in season opener vs. Troy ... had a pass breakup in road game at Ohio State ... recorded a season-high four tackles in win at Southern Miss ... had three tackles at South Carolina ... registered a tackle for loss and a sack in win over Southeastern Louisiana.

2011: Started each of 12 games at defensive end for the Blazers ... tied for 10th on team in tackles with 31 ... had 14 solo stops ... season-best five tackles vs. Houston

... recorded at least one tackle in all 12 games during the season ... also registered four stops in win over Southern Miss and three in contests vs. Florida, Tulane and Mississippi State ... recorded three tackles for loss (vs. Troy, Mississippi State and UCF) ... also had a pair of QB hurries (Florida and Marshall).

2010: Appeared in all 12 games and started seven of those at defensive end ... finished season with 21 total tackles, including 12 solo hits ... had season-high four stops against SMU ... made three tackles against Florida Atlantic, Marshall and East Carolina ... registered 2.5 tackles for loss (vs. FAU, Tennessee and Marshall) ... had a sack vs. FAU ... had one QB hurry.

High School: A three-year starter at offensive line and was a two-year starter at defensive line at Madison County High School under head coach Randell Owens ... named honorable mention All-Northeast Georgia as a defensive lineman by the Athens Banner-Herald ... also tabbed second-team all-region as offensive lineman ... played tackle and center on offense and played end and tackle on defense ... had 46 total tackles during senior season (25 solo tackles, 18 assists and three sacks) ... also blocked two kicks (punt and extra point) ... had a 3.6 GPA ... also played tennis in high school.

Personal: Born April 20, 1992 at Orangeburg, S.C. ... son of Rachel and Jimmy Boyett ... major is business.

Boyett's Career Statistics

	G	UA	A	Tot	TFL	Yds	Sks	Yds
2010	12	12	9	21	2.5	15	1	12
2011	12	14	17	31	3.0	10	0.5	5
2012	12	11	6	17	4.0	18	3.0	12
Totals	36	37	32	69	9.5	33	4.5	29



21 Kelton Brackett Cornerback

5-11 | 186 | Sophomore
Mobile, Ala.
(Blount HS)

After a solid season as a true freshman in 2012, Brackett will be counted on for more significant contribution this fall ... listed as preseason starter at corner coming out of spring practice.

2012: Saw action in the secondary in

UAB

2013 FOOTBALL

2013 UAB Blazers

all 12 games for the Blazers and enjoyed productive first year at UAB ... finished the season with three starts (Ohio State, Tulsa and Tulane) ... registered 30 tackles on the season to tie for 10th on the squad ... recorded 18 solo hits ... had a pair of forced fumbles (Troy and South Carolina) ... posted a season-high five tackles in contest at Houston ... tallied four tackles against Tulsa, Southeastern Louisiana and Memphis ... also excelled in the classroom in first year as he was named to C-USA Commissioner's Honor Roll.

High School: Attended Blount High School in Mobile ... three-year letterwinner under head coach Kelvin Sigler at Blount ... a three-star recruit and rated as No. 35 overall recruit in the state of Alabama according to Scout.com ... named the 20th-best player in the state of Alabama by MaxPreps.com ... was selected as a first-team all-state performer by Scout.com and was an honorable mention all-state selection by The Birmingham News and the Alabama Sports Writers Association ... led the state Class 6A region with four interceptions in 2011 ... ranked as 43rd best prospect in state by Rivals.com ... selected to compete at the Mississippi/Alabama All-Star Classic ... recorded a pair of tackles, a forced fumble and a tackle-for-loss in the all-star game ... finished his senior year with 43 tackles (31 solo and 12 assists), four tackles for loss and 12 pass break-ups.

Personal: Born May 4, 1994 at Prichard, Ala. ... son of Shierlyn Brackett ... major is Physical Education.



16
Jeremiah
Briscoe
Quarterback

6-3 | 210 | Freshman
Houston, Texas
(Stratford HS)

In first season at UAB ... enrolled in January, 2013 and participated in spring practice drills ... hit 11-of-16 passes for 85 in one spring scrimmage and was 5-of-10 for 97 yards and a touchdown in another.

High School: Graduated from Stratford in 2012 ... threw for 1,863 yards and 12 touchdowns as a senior ... only threw three

interceptions ... was rated as the nation's No. 18 prep quarterback by ESPN as a senior ... was also outstanding baseball student-athlete as a pitcher and hitter ... as a senior, he had a 2.48 ERA with 55 strikeouts in 48 innings pitched ... started high school career at Second Baptist before transferring for senior year ... as a junior at Second Baptist, he passed for 2,358 yards and 23 touchdowns ... coached at Stratford by Eliot Allen who also coached former Stanford quarterback and current Indianapolis Colt Andrew Luck ... was a highly-regarded prospect as a prepster in Texas ... as a sophomore at Second Baptist, Briscoe played wide receiver and caught 51 passes for 792 yards with four touchdowns.

Personal: Born Aug. 15, 1993 at Houston, Texas ... son of Sharon Wildey and Jerry Briscoe ... major is undecided.



11
Austin
Brown
Quarterback

6-1 | 208 | Sophomore
Flowery Branch, Ga.
(Flowery Branch HS)

After taking over starting quarterback duties in fourth game in 2012, Brown put up outstanding numbers the rest of the season ... hit 30-of-41 passes (73.2 percent) for 316 yards with two touchdown passes and no interceptions in two spring scrimmages ... entering third season at UAB but was redshirted for 2011 campaign.

2012: Set a UAB freshman record for passing yards with 2,673 ... averaged 282.6 yards in eight starts ... his passing yards total is sixth highest season mark in UAB history and also puts him No. 6 on the all-time Blazer yardage list ... took over starting quarterback duties in fourth game (Tulsa, 9/29) and threw for 337 yards and three touchdowns against the Golden Hurricane ... ranked No. 6 in Conference USA in passing yards per game (222.8) ... his average per game in starts would have ranked No. 3 ... also ranked No. 6 in the league in passing efficiency at 128.2 ... named to C-USA All-Freshman Team ... threw for a career-best 409 yards and three scores at Tulane (10/27) ... his 409 yards through the air was the eighth most in school history ... passed for 319 yards and

three touchdowns vs. East Carolina (10/20) ... threw three touchdown passes in three contests (Tulsa, East Carolina and Tulane) ... in eight conference games, he ranked No. 4 in the league at 272.8 yards per game.

2011: Did not see any action during season and was redshirted.

High School: An honorable mention AAAA all-state selection by the Georgia Sports Writers Association in 2010 ... chosen as the 8-AAAA all-region first-team quarterback ... helped Flowery Branch to a 10-2 record, a top 10 state ranking and a Region 8-AAAA runner-up finish as a senior ... played for coach Lee Shaw ... threw for 2,588 yards, the 11th-highest total in the state of Georgia in 2010 ... completed 174 of 272 passes (64 percent) with 24 touchdowns ... began his prep career at Habersham Central High School ... a Gainesville Times second-team all-area selection as a sophomore in 2008 ... also a second-team 8-AAAA all-region selection ... threw for 1,341 yards and nine touchdowns in nine games that year, guiding Habersham Central to a 6-4 finish ... topped 1,000 yards passing again as a junior in 2009 before making the move to Flowery Branch.



Austin Brown

UAB

2013 FOOTBALL

2013 UAB Blazers

Personal: Born June 6, 1992 at Peachtree City, Ga. ... son of Andrea and Robby Brown ... attended same high school as South Carolina quarterback Connor Shaw ... major is physical education.



19
Devon Brown
Cornerback

5-11 | 182 | R-Freshman
Hoover, Ala.
(Spain Park HS)

Was redshirted in first season last year at UAB ... expected to be in the mix for playing time in secondary in 2012 ... listed at No. 2 at cornerback position heading into fall practice.

2012: Redshirted in his first season at UAB.

High School: Attended Spain Park High ... a two-year starter and three-year letterwinner under head coach Chip Lindsey ... one of four defensive backs for the Jaguars to receive Division I scholarships ... high school teammate of fellow UAB signee Destin Challenger ... named honorable mention all-county by the Shelby County Reporter ... shared team lead with Challenger in total interceptions last season (3) ... finished his final year with 48 tackles, three tackles-for-loss and a sack ... blocked a potential game-tying field goal and ran back an interception 28 yards for a touchdown to help defeat Oak Mountain ... helped lead team to the first round of the AHSAA playoffs.

Personal: Born Dec. 15, 1993 at Hoover, Ala. ... son of Tasha and Ernest Brown ... major is education.



81
Rakayle Brown
Wide Receiver

5-8 | 169 | Junior
Birmingham, Ala.
(Minor HS)

A walk-on receiver who is in his third season with the Blazers.

2012: Saw action in one game (vs. Southeastern Louisiana).

2011: Did not see any action.

High School: Attended Minor High School

in metro-Birmingham area ... a three-year starter at Minor ... saw action during high school career at several different positions (running back, wide receiver, center, safety), as well as a return specialist ... coached by Randy Cook ... was also member of track team and basketball squads.

Personal: Born Jan. 27, 1992 at Birmingham, Ala. ... son of Karen and Samuel Brown ... major is exercise science/physical therapy.



56
Roscoe Byrd
Offensive Guard

6-3 | 319 | Sophomore
Albany, Ga.
(Albany HS)

After spending his first season at UAB on defensive line, Byrd was moved to offensive front prior to 2013 spring practice ... listed as No. 2 offensive guard heading into fall practice.

2012: Saw immediate action in first season at UAB, playing in 10 games at defensive tackle ... made one tackle during the season (at Tulane) ... was tabbed to the C-USA Commissioner's Honor Roll.

High School: Attended Albany High in south Georgia ... played both offensive and defensive line for coach Felton Williams ... teammate of fellow UAB signee Jontavious Morris ... an All-Region 1-AA selection at defensive tackle as a senior ... also named all-area and all-metro as an O-lineman by the Albany Herald ... graded out at 95 percent as a blocker with 14 pancake blocks as a senior ... a 2010 all-metro selection by the Albany Herald as a defensive lineman his junior year ... graded out at 90 percent as a blocker as a junior and added 60 tackles and five sacks on the defensive side of the ball ... named to the Albany Herald Dynamite Dozen in both 2010 and 2011 ... co-captain of his Albany High School team as a junior and senior ... also co-captain of Albany's basketball team ... won the Class AA state championship in the shot put and finished fifth in the state in discus during his junior year as a member of Albany's track and field team ... an honor student.

Personal: Born June 19, 1993 at Albany, Ga. ... son of Peggy Marshall (deceased) and Roscoe Byrd Sr. ... major is liberal arts.



68
Albert Calloway
Offensive Line

6-0 | 285 | Junior
Irondale, Ala.
(Shades Valley HS)

In fourth year in the Blazer program, Calloway provides depth to offensive line.

2012: Did not see any action as a redshirt sophomore.

2011: Did not see any action during season.

2010: Did not see any action and was redshirted.

High School: Attended Shades Valley High School ... was team captain as a senior ... helped senior squad improve to 6-4 record after an 0-10 mark his freshman season.

Personal: Born March 31, 1992 at Irondale, Ala. ... son of Vernell and Darrell Calloway (divorced) ... major is business.



27
David Calloway
Running Back

5-8 | 195 | Senior
Conyers, Ga.
(Rockdale County HS)

In fourth year at UAB ... provides depth at running back position ... rushed for 50 yards on 11 carries with one touchdown in 2013 spring scrimmage.

2012: Did not see any action.

2011: Did not see action.

2010: Did not see any action in games but participated in practice for the Blazers.

High School: Attended Rockdale County High School ... was a second-team all-area selection as a senior ... also earned Rockdale County Player-of-the-Week honors.

Personal: Born Oct. 15, 1990 at Atlanta, Ga. ... son of Veronda P. Calloway ... major is sociology.

UAB

2013 FOOTBALL

2013 UAB Blazers



72
Wesley Carter
Offensive Tackle
6-4 | 280 | Sophomore
Purvis, Miss.
(Purvis HS)

Redshirted as a true freshman in 2011 and yet to see collegiate action, Carter is expected to compete for playing time in 2013.

2012: Did not see any game action on the field during the season ... earned a spot on the Conference USA Commissioner's Honor Roll.

2011: Did not see any action and was redshirted ... named to Conference USA Commissioner's Honor Roll.

High School: Attended Purvis (Miss.) High School ... Mississippi Association of Coaches Class 4A All-State First Team honoree ... named to the 2010 Hattiesburg American All-Area First Team ... earned WDAM 7 All-Area Team honors in 2010 ... graded out at 80 percent as a senior ... registered 30 pancake blocks in 2010 ... played for coach Perry Wheat ... helped the Tornadoes to four straight 4A state playoff appearances, including a 10-2 record and the second round of the playoffs as a senior ... earned the Lamar County Humanitarian Leadership Award in 2010.

Personal: Born April 18, 1993 at Hattiesburg, Miss. ... son of Sheri and Jim Carter ... major is exercise science.



93
Jose Casanova
Defensive Tackle
6-2 | 270 | Sophomore
Vestavia Hills, Ala.
(Vestavia Hills HS)

Entering third season at UAB ... has yet to see action for the Blazers ... could compete for playing time for the coming season.

2012: Did not see any action during the season.

2011: Did not see any action and was redshirted.

High School: Attended Vestavia Hills High School ... also was a member of the wrestling team.

Personal: Born Feb. 2, 1993 in Birmingham, Ala. ... son of Jose and Gladys Casanova ... major is health-related programs.



25
Destin Challenger
Linebacker
5-11 | 215 | Sophomore
Hoover, Ala.
(Spain Park HS)

Saw his first collegiate action as a true freshman last season ... spent playing time at safety and at linebacker ... listed as No. 2 on depth chart at will linebacker entering the 2013 preseason.

2012: Played in eight games during the season ... recorded one tackle against Southeastern Louisiana ... was tabbed to the Conference USA Commissioner's Honor Roll.

High School: Attended Spain Park High just south of Birmingham ... one of four Spain Park defensive backs to get D-I scholarships ... tabbed first-team All-Hoover South Region by The Birmingham News ... also named first-team all-county by the Shelby County Reporter ... named honorable mention all-state by Scout.com ... recorded 71 tackles as a senior ... registered four tackles for loss ... had four sacks and three interceptions ... as a junior, he was an honorable mention all-county selection by the Shelby County Reporter ... high school teammate of fellow UAB signee Devon Brown.

Personal: Born Sept. 15, 1993 at Fairhope, Ala. ... son of Nadia Challenger ... major is business.



32
Bashr Coles
Running Back
5-11 | 212 | Sophomore
Tucker, Ga.
(Tucker HS)

After a redshirt season in 2011, Coles was productive last season as part of a group of talented running backs for the Blazers ... physical back who can also provide a burst of speed ... helps give UAB excellent depth at the position.

2012: Played in 11 games (missed only East Carolina contest) for the Blazers as a redshirt freshman, rushing for 262 yards on just 39 attempts with one rushing touchdown ... ranked second on the team

in rushing yards ... his 6.7 yards per rush led the team ... was team's top rusher against Southeastern Louisiana as he ran for 84 yards on only 11 carries with a touchdown ... scored on a 35-yard run against the Lions ... longest rush of the season was a 39-yard run against Marshall in the Blazers' win over the Thundering Herd ... averaged 12 yards per rush against the Herd as he totaled 60 yards on only five attempts ... registered four receptions for 76 yards during the season and had a 32-yard catch against Ohio State and a season-long 34-yard grab in win at Southern Miss ... had a pair of kickoff returns during the season for 32 yards, one against Tulane and one in season finale at UCF.

2011: Saw action in first two games of season (Florida and Tulane) before injury kept him off field for remainder of season ... was granted medical redshirt ... rushed four times for 15 yards in season opener at Florida ... named to Conference USA Commissioner's Honor Roll.

High School: Attended Tucker High School in metro-Atlanta area ... an honorable mention, all-state selection by the Atlanta Journal-Constitution as a senior in 2010 ... also tabbed all-area and All-DeKalb County ... named the 2010 DeKalb Neighbor Football All-Area Player of the Year ... ran for 1,301 yards on 142 carries (9.2 yards per carry) and 20 touchdowns as a senior ... finished second on his run-first team with 11 catches for 203 yards and two scores ... helped Tucker to a undefeated regular season, a 13-1 overall record and a Region 6-AAAA championship in 2010 ... Tucker also advanced to the program's third state semifinal in four years ... played for coach Franklin Stephens.

Personal: Born Sept. 16, 1992 at Pittsburgh, Pa. ... son of Charmaine Bryant ... major is liberal arts.

Coles' Career Statistics

Rushing	G	No	Yds	TD	Avg	LG	Avg/G
2011	2	4	15	0	3.8	11	7.5
2012	11	39	262	1	6.7	39	23.8
Totals	13	43	277	1	6.4	39	21.3

Receiving	G	No	Yds	TD	Avg	LG
2011	2	0	0	0	0.0	—
2012	11	4	76	0	19.0	34
Totals	13	4	76	0	19.0	34

2013 UAB Blazers



23
Tevin Crews
Linebacker

6-2 | 212 | Sophomore
Brent, Ala.
(Bibb County HS)

After sitting out 2011 season, Crews was moved to linebacker from safety early in 2012 spring drills and saw his first collegiate action last season as a redshirt freshman ... is listed at No. 2 at jack linebacker position entering fall camp.

2012: Played in 11 games, missing only the Ohio State contest ... finished the season with 15 tackles, including nine solo hits ... also contributed a tackle for loss (Troy), a pass breakup (at Tulane) and a fumble recovery (vs. Southeastern Louisiana) ... returned the fumble 11 yards against the Lions ... recorded a season-high three tackles in three different games (South Carolina, Tulane and Marshall) ... had two tackles in road game at Houston.

2011: Did not see any action and was redshirted.

High School: Attended Bibb County High School where he helped lead the Choctaws to back-to-back Class 4A Region 3 championships in 2009 and 2010 ... Bibb County reached AHSAA Class 4A semifinals in 2010, compiling a 12-2 record, a school record ... played safety on Bibb defense ... named to Class 4A West Alabama All-Stars ... was coached by Mike Battles ... also played basketball at Bibb ... high school teammate of current UAB defensive end Diaheem Watkins.

Personal: Born May 26, 1992 at Tuscaloosa, Ala. ... son of LaTonia and Douglas Kersh ... major is liberal arts.



63
Uneik Crumbley
Offensive Guard

6-3 | 327 | Sophomore
Americus, Ga.
(Americus-Sumter HS)

Sat out 2011 season as a true freshman and also did not see any action last season ... could compete for playing time this fall.

2012: Did not see any action for the Blazers.

2011: Did not see action and was redshirted.

High School: Attended Americus-Sumter High School ... was a Class AAA all-state selection by the Atlanta Journal-Constitution in 2010 ... chosen second-team all-state by the Georgia Sports Writers Association ... tabbed first-team all-region for Region 1-AAA ... helped Americus-Sumter to a 7-5 record in his senior year ... coached by Michael Pollock as a senior... blocked for an offense that ran for more than 2,000 yards ... selected for the Georgia Athletic Coaches Association's North-South Football Classic ... named offensive line MVP at the 2010 Atlanta National Underclassmen Combine.

Personal: Born July 22, 1993 at Americus, Ga. ... son of Patricia and Darius Harris ... major is liberal arts.



35
Grant Davis
Tight End

6-4 | 255 | R-Freshman
Kingwood, Texas
(Kingwood HS)

After a redshirt season in 2011, Davis is expected to compete for playing time this fall ... listed as No. 2 tight end entering fall practice.

2012: Did not see any action in first year at UAB and was redshirted.

High School: Attended Kingwood High in Texas ... a versatile player for head coach Dougald McDougald ... was a starter at tight end and also served as the team punter for the Mustangs ... named a 14-5A First-Team All-District player at tight end as a junior and senior ... also was a two-time second-team all-district pick at punter ... earned Lufkin News First Team honors as a senior ... rated the second-best tight end on Dave Campbell's Texas Football Top Five list ... also named to the Friday Night Football All-State Preseason Watch List ... used primarily as a blocking tight end ... Kingwood averaged 33.5 points per game in district play ... Mustangs averaged 236.3 rushing and 21.2 passing yards per game ... hauled in a 13-yard touchdown reception in a win over Clear Creek High School ... kicks traveled 35.7 yards per punt, which ranked third-best

in the district ... pinned four punts inside the 20-yard line and recorded a long of 58 yards ... averaged over 40 yards per punt as a junior.

Personal: Born Nov. 10, 1993 at Orange Beach, Ala. ... son of Lisa and Ron Davis ... major is business.



8
Jay Davis
Safety

6-1 | 194 | Junior
Lilburn, Ga.
(Parkview HS)

Entering his fourth year at UAB ... makes the transition to the defensive side of the ball and the position switch to safety ... was moved prior to start of 2013 spring drills ... was redshirted as a true freshman in 2010 but has been in regular rotation at wide receiver position last two seasons ... expected to play key role in secondary this fall and at safety.

2012: Saw action in 11-of-12 games for the Blazers last season and started five of those (South Carolina, Southeastern Louisiana, East Carolina, Tulane and Southern Miss) ... ranked tied for fifth on the team in receptions with 23 for 277 yards (12.0 avg.) and a pair of touchdowns ... caught touchdown passes against Southeastern Louisiana and Houston ... caught a season-long 62-yard pass against Houston, but his touchdown catch against the Cougars came on a 16-yard toss from QB Austin Brown ... had three catches for a season-best 84 yards vs. Houston ... failed to catch at least one pass in only one of the games he played in last season (Tulsa) ... closed out the season with a solid performance at UCF as he was on receiving end of four passes for 66 yards.

2011: Played in 11-of-12 games and started a pair of contests (Memphis and Southern — both UAB victories) ... caught 18 passes for 174 yards and a touchdown in his first season of collegiate action ... his TD reception came in the Blazers' come-from-behind win at Memphis ... recorded season-highs for catches (7) and receiving yards (61) in the victory over the Tigers ... had eight receptions for 78 yards and one score in his two starts ... registered four catches for 44 yards vs. Marshall ... had

UAB

2013 FOOTBALL

2013 UAB Blazers

two receptions for 34 yards with a season-long 22-yard grab in contest vs. Mississippi State ... rushed three times for four yards during season.

2010: Was redshirted during the season.

High School: Was a late addition for the Blazers, inking with UAB after signing day, 2010 ... attended perennial Georgia state football power Parkview High School in metro-Atlanta ... coached by Cecil Flowe ... saw action on both sides of the ball during his career ... as a senior, he ranked fourth in Gwinnett County in receptions with 56 and set school record for catches and receiving yards (659) ... broke school's single-season receptions record previously held by Jeff Francoeur ... also recorded six touchdowns as a senior ... as a linebacker his junior year, Davis registered 58 tackles with pair of sacks and one interception ... also participated on the track and field team at Parkview.

Personal: Born Dec. 20, 1991 at Atlanta, Ga. ... son of Dionne Johnson and Jeff Davis ... major is mass communications.

Davis' Career Statistics

Receiving	G	Rec	Yds	TD	Avg.	LG
2010	1	1	5	0	5.0	5
2011	11	18	174	0	9.7	22
2012	11	23	272	2	12.0	62
Totals	23	42	456	2	10.9	62



3 Lamarcus Farmer Cornerback

5-11 | 170 | Sophomore
Pensacola, Fla.
(West Florida Tech)

Former walk-on who was redshirted in 2011 after enrolling at UAB in January of that year ... earned scholarship after emerging last season in secondary as a starter in 10-of-12 games for the Blazers ... played cornerback last season ... saw some action during 2013 spring drills at safety ... spent time as punt returner in 2012.

2012: Started at corner in 10 games for UAB ... finished the season as the fifth-leading tackler on the team with 50 stops, including 28 stops ... had four tackles for loss (-17 yards) ... led Blazers with eight pass

breakups ... registered season-high 13 tackles against Houston ... also had a tackle for loss against the Cougars ... recorded seven tackles in UAB's win at Southern Miss ... posted five tackles against East Carolina and had four versus Tulsa ... had second-most punt returns on the team with nine for 66 yards.

High School: Attended West Florida Tech in Pensacola ... primarily recruited by Division III schools, Farmer's family moved to Birmingham after he graduated from high school ... did not participate in spring practice in 2012 (academic reasons) ... new coaching staff did not see Farmer on the field until camp began in late July ... also played basketball and ran on track team at West Florida Tech.

Personal: Born Sept. 22, 1992 at Pensacola, Fla. ... son of Sabrina and Marcus Farmer ... major is undeclared.

Farmer's Career Statistics

	G	UA	A	Tot	TFL	Yds	Int	Yds	PBU	FF	FR
2012	12	12	28	22	50	4.0	17	0	0	8	0



24 Greg Franklin Running Back

5-11 | 197 | Senior
Marietta, Ga.
(Marietta HS)

Played as a true freshman in 2010 and moved into larger role as a sophomore ... the Blazers' only senior among their talented running back corps ... provides threat as rusher and receiver from running back position ... owns a career rushing average of 5.1 yards per attempt ... also is a key contributor as a kick returner ... has tallied 1,495 career all-purpose yards (663 rush, 522 rec., 310 kick return) during his career ... coming off outstanding spring as he rushed for 223 yards on 35 attempts (6.4 avg.) in three spring scrimmages, including 92-yard performance in the spring game ... also rushed for five touchdowns during the spring ... listed No. 2 on depth chart at running back coming out of spring practice.

2012: Again put up good numbers for the Blazers though his carries were down last season from the year before in UAB's talent-laden backfield ... played in all 12 games and started four of those ... averaged 5.0 yards per attempt as he ran for 180 yards



Greg Franklin

on 36 carries ... ran for two touchdowns (vs. Southeastern Louisiana and Houston) ... caught 12 passes during the season for 190 yards with a pair of receiving touchdowns ... averaged 15.8 yards per reception on the season, second-best on the Blazers for players with 10 or more catches ... had one of his best games of season vs. Southeastern Louisiana as he rushed for 34 yards on seven carries with a touchdown while also catching a season-high four passes for 86 yards with a 53-yard touchdown reception ... his two touchdowns vs. the Lions both came in the first quarter ... averaged 10 yards per carry when he rushed for 50 yards on five attempts with a touchdown in road game at Houston ... had a season-long 29-yard run at Tulane ... opened the season with a 41-yard rushing performance against Troy ... caught a 21-yard touchdown pass against the Trojans ... did not have any rushes in the final four games of the season ... had three kick returns for 99 yards, including a season-long 42-yarder, in the Blazers' win over Marshall.

2011: Was team's leading rusher (430 yards on 84 attempts) with a pair

UAB

2013 FOOTBALL

2013 UAB Blazers

of touchdowns ... averaged impressive 5.1 yards per carry ... played in all 12 games with seven starts ... drew starting assignment in final six games of the season after injury to starter Pat Shed ... rushed for 212 yards in late-season, three-game stretch against Houston, Memphis and Southern Miss ... was Blazers' fifth-leading receiver, and second among running backs, with 21 catches for 284 yards (13.5 avg.) ... rushed for 301 yards in final six games of season after only 129 in first six contests ... season-high 85 rushing yards against Southern Miss on 17 carries ... rushed for touchdowns against Memphis and Southern Miss ... season and career-long rush was 57 yards against Troy ... finished with 60 yards against the Trojans ... ran for 73 yards on only 10 attempts with one rushing touchdown in Blazers' win at Memphis ... also had 70 receiving yards on three catches vs. Memphis ... recorded receptions of 20, 21, 32 and 46 yards ... career-long 46-yard catch came in win against UCF.

2010: Appeared in nine games in first season in a Blazer uniform ... rushed 11 times for 53 yards ... ran for a season-high 36 yards on seven carries in victory over UTEP ... had a long run of 12 yards against UTEP ... also ran three times for 10 yards vs. UCF ... caught five passes for 48 yards ... recorded three receptions for 37 yards with long of 14 against Tennessee ... had five kick returns for 67 yards.

High School: Attended Marietta High School in metro-Atlanta ... a three-star recruit according to Rivals.com, who played for head coach James Richards at Marietta High School ... as a senior, he gained over 1,500 yards and 18 touchdowns on his way to earning Class 5A honorable mention all-state accolades by the Atlanta Journal-Constitution, Associated Press and Georgia Sportswriters Association ... named the Marietta Daily Journal All-County and All-Region First Team and was honored as the Cobb County Touchdown Club's Running Back of the Year ... selected to the Cobb County Senior Bowl and led team in rushing with 106 yards on 13 carries despite leaving the game early with an ankle injury ... rushed for a career-high 269 yards and three touchdowns in a 31-24 overtime victory over Harrison HS ... had another 200-plus yard game when he scampered for 223 yards and three touchdowns vs. South Cobb HS ... collected 197 yards against Cherokee HS ... had 173 yards rushing, including a 62-yard

touchdown run, against North Cobb HS.

Personal: Born Oct. 20, 1991 at Atlanta, Ga. ... son of Gwenda Green and Mike Franklin ... major is communications management.

Franklin's Career Statistics

Rushing	G	No	Yds	TD	Avg	LG	Avg/G
2010	12	11	53	0	4.8	12	4.8
2011	12	84	430	2	5.1	57	35.8
2012	12	36	180	2	5.0	29	15.0
Totals	36	131	663	4	5.1	57	20.1

Receiving	G	No	Yds	TD	Avg	LG
2010	12	5	48	0	9.6	14
2011	12	21	284	0	13.5	46
2012	12	12	190	2	15.8	53
Totals	36	38	522	2	13.7	53

2012 Game-by-Game Statistics

Rushing	Opponent	Att	Yds	TD	LG
	Troy	6	41	0	16
	at South Carolina	8	9	0	10
	at Ohio State	3	21	0	11
	Tulsa	2	-14	0	0
	SE Louisiana	7	34	1	16
	at Houston	5	50	1	11
	East Carolina	3	12	0	11
	at Tulane	2	27	0	29
	at Southern Miss	0	0	0	—
	Marshall	0	0	0	—
	Memphis	0	0	0	—
	at UCF	0	0	0	—

2011 Rushing

Opponent	Att	Yds	TD	LG
at Florida	3	15	0	10
Tulane	3	15	0	7
at East Carolina	3	7	0	4
at Troy	3	60	0	57
Mississippi State	3	4	0	3
at Tulsa	5	28	0	11
UCF	8	43	0	13
at Marshall	7	20	0	7
Houston	11	54	0	10
at Memphis	10	73	1	18
Southern Miss	17	85	1	10
at Florida Atlantic	11	26	0	5

2012 Receiving

Opponent	No	Yds	TD	LG
Troy	1	21	1	21
at South Carolina	2	23	0	12
at Ohio State	0	0	0	—
Tulsa	0	0	0	—

SE Louisiana	4	86	1	53
at Houston	2	33	0	25
East Carolina	1	11	0	11
at Tulane	2	16	0	12
at Southern Miss	0	0	0	—
Marshall	0	0	0	—
Memphis	0	0	0	—
at UCF	0	0	0	—

2011 Receiving

Opponent	No	Yds	TD	LG
at Florida	1	9	0	9
Tulane	1	16	0	16
at East Carolina	2	7	0	4
at Troy	0	0	0	0
Mississippi State	4	38	0	21
at Tulsa	0	0	0	0
UCF	2	60	0	46
at Marshall	2	38	0	20
Houston	3	20	0	15
at Memphis	3	70	0	32
Southern Miss	0	0	0	0
at Florida Atlantic	3	26	0	13



4
Jake Ganus
Linebacker

6-2 | 220 | Sophomore
Chelsea, Ala.
(Chelsea HS)

Entering second season at UAB after outstanding first year with the Blazers ... started 10-of-12 games at safety as a true freshman in 2012 ... hard-nosed competitor who has knack for being around the ball ... moved to linebacker at start of 2013 spring drills.

2012: Made immediate impact on UAB defense ... played in all 12 games last season and started 10 of those ... ranked No. 4 on the team in tackles with 63 stops, including 36 solo hits ... ranked among top freshman tacklers in Conference USA ... recorded a season-high 10 tackles in home game vs. Tulsa ... also registered nine tackles in three different games (Ohio State, East Carolina and Tulane) ... finished season with 3.5 tackles for loss and one forced fumble (vs. Southeastern Louisiana ... notched his first collegiate interception in road game at South Carolina ... also excelled in the classroom as he was named to Conference USA Commissioner's Honor Roll and also

UAB

2013 FOOTBALL

2013 UAB Blazers



Jake Ganus

games ... also recorded 13 receptions for 113 yards ... played quarterback last two games of the season and passed for 445 yards and three touchdowns ... played linebacker on defense and registered 92 tackles with an interception ... also a standout on Chelsea basketball team, eclipsing 1,000-point mark for career in January, 2012 ... excellent student as well ... member of National Honor Society in 2010 and 2011.

Personal: Born March 22, 1993 at Alpharetta, Ga. ... son of Janene and Greg Ganus ... major is business.

Ganus' Career Statistics

	G	UA	A	Tot	TFL	Yds	Int	Yds	PBU	FF	FR
2012	12	36	27	63	3.5	8	1	0	3	0	1



91
Neal Gray
Linebacker
6-1 | 225 |
R-Freshman
Chelsea, Ala.
(Chelsea HS)

In second season at UAB after a redshirt year in 2012 ... had been listed as defensive end at start of spring practice but now expected to provide depth at linebacker position.

2012: Did not see any action and was redshirted.

High School: Attended Chelsea High south of Birmingham ... was selected 2011 honorable mention All-Shelby County by the Shelby County Reporter and the Birmingham News ... as a junior in 2010, Gray was tabbed to the Birmingham News All-Shelby County squad as an honorable mention designee on the offensive line.

Personal: Born March 5, 1994 at Guntersville, Ala. ... son of Kimberly and Darell Eidson ... major is undeclared.



78
Aaron Green
Offensive Tackle
6-3 | 300 | Junior
Indianapolis, Ind.
(Miles College)

In third season at UAB after transferring from Miles College

... was a reserve defensive lineman for the Blazers until last year when he was moved to offensive side ... provides depth on offensive line.

2012: Saw action on offensive line in 10 games for the Blazers and started five (Ohio State, Southern Miss, Marshall, Memphis and UCF), including the last four of the season.

2011: Came to UAB from Miles College ... did not see any action for the Blazers.

Miles College: Member of Miles' team in 2010 as offensive lineman.

High School: Attended Cathedral High School where he played on the offensive line ... also a member of the track and field team.

Personal: Born Sept. 10, 1990 at Indianapolis, Ind. ... son of Myshjua Kelly and Marcus Green ... major is liberal arts.



92
Trey Grissett
Defensive End
6-5 | 260 | Junior
Warner Robins, Ga.
(Houston County HS)

After seeing action as a true freshman in 2011, Grissett stepped in and saw considerable playing time last season ... again expected to compete for significant action this fall.

2012: Played in all 12 contests during the season and started two (East Carolina and Tulane) ... finished season with 13 tackles, including 1.5 tackles for loss (Southeastern Louisiana, East Carolina and Marshall) and a sack (Southeastern Louisiana and East Carolina) ... had best game of the season against the Pirates when he finished with five tackles in one of his two starts ... also had a pair of tackles a week earlier at Houston.

2011: Saw action in final 10 games of season on defensive line ... recorded nine tackles with one tackle for loss (vs. Houston) ... registered a pair of tackles against Troy and Houston.

High School: Attended Houston County High School in Warner Robins, Ga. ... was regarded as a top middle Georgia prospect as a prep senior ... earned second-team All-1AAAA region honors following 2010 season in vote of region coaches ... tabbed first-team All-Houston County

was a recipient of the C-USA Academic Medal (3.6 GPA or higher).

High School: Attended Chelsea High just south of Birmingham ... saw action on both sides of the ball for Chelsea but earned most of his notoriety as an outstanding quarterback for the Hornets ... passed for 1,058 yards and rushed for 1,491 yards as a senior ... averaged more than seven yards per carry as a senior ... passed for nine touchdowns and ran for 22 scores ... ran for 264 yards and two touchdowns against Shelby County as the Hornets posted their first win over the Columbiana school in 13 years ... named the Shelby County Player of the Year by the Shelby County Reporter ... also contributed 44 tackles on the defensive side for Chelsea ... helped team reach Class 5A state playoffs ... earned spot on Birmingham News All-Metro Team as Athlete ... named to 2011 Birmingham News All-Shelby Team as an Athlete as a senior ... listed as No. 49 prospect in state by Scout.com and also was named honorable mention all-state by Scout.com ... as a junior, he was named honorable mention All-Shelby County by Shelby County Reporter ... passed for 1,673 yards and 16 touchdowns his junior year ... also ran for 1,055 yards and 10 touchdowns ... as a sophomore in 2009, he ran for 797 yards as he played running back for six

UAB

2013 FOOTBALL

2013 UAB Blazers

by Macon Telegraph ... also tabbed All-Middle Georgia by Telegraph ... recorded 64 tackles as a senior with 33 solo hits ... also had six tackles for loss with one fumble recovery and one pass break-up ... had one reception on offense, a 9-yard touchdown catch ... named his school's "Best Defensive Lineman" for 2010 and also was voted team captain ... played varsity three years (freshman, junior and senior years) ... played for coach Greg Robinson ... also plays on Houston County basketball team.

Personal: Born March 2, 1993 at Abilene, Texas ... son of Sonja and Michael Grissett ... major is liberal arts.



8
Nyia
Height
Wide Receiver

6-2 | 190 | Sophomore
Marietta, Ga.
(Osborne HS)

While in his first season at UAB in 2012, Height saw reserve action in the secondary ... moved to wide receiver prior to 2013 spring practice ... saw action on both sides of the ball in high school ... has been smooth transition back to offensive side thus far ... listed as No. 2 at "Z" wide receiver coming out of spring practice.

2012: Played in 10 games for the Blazers as a true freshman ... finished the season with 15 tackles, including eight solo hits ... posted season-high five tackles in back-to-back games vs. Southeastern Louisiana and Houston ... had a single tackle against Troy, South Carolina, Tulsa, Marshall and UCF ... named to Conference USA Commissioner's Honor Roll for 2012-13.

High School: Attended Osborne High in metro-Atlanta ... a standout athlete that excelled at both wide receiver and defensive back for coach Xarvia Smith at Osborne High School ... named a 5AAAA North All-Region player in senior season ... recorded 36 catches for 722 yards and four touchdowns in 2010 as a junior ... in senior season hauled in 23 receptions for 301 yards and four scores ... collected 43.5 tackles, three tackles for loss and one interception in final season with the Cardinals.

Personal: Born Nov. 7, 1993 at Atlanta, Ga. ... son of Onita Height and Terrance Love (deceased) ... major is fitness leadership.



57
John
Hix
Center

6-2 | 270 | Junior
Auburn, Ala.
(Auburn HS)

Redshirted in 2010 in his first season at UAB, Hix saw reserve duty in 2011 ... had six starts last season ... expected to see significant playing time in the 2013 campaign.

2012: Saw action in eight contests on the offensive line, three of those at center (Troy, South Carolina and Tulsa) and three at guard (Southeastern Louisiana, Houston and East Carolina) ... was named as recipient on Conference USA Commissioner's Honor Roll.

2011: Saw reserve duty on offensive line for the Blazers ... an outstanding student, Hix was a recipient of Conference USA Academic Medal ... also earned a spot on C-USA Commissioner's Honor Roll for 2011-12.

2010: Did not play any games and was redshirted as a true freshman.

High School: Earned Class 6A All-State honors from the Alabama Sports Writers Association as a senior in 2009 ... selected for the Alabama-Mississippi All-Star Classic, a game in which he played every offensive snap at center ... helped his Auburn team to back-to-back undefeated regular seasons, two straight 6A Region 3 titles and a 25-2 record over his final two years ... started the final 27 games of his high school career ... graded out at 89 percent as a senior with 67 knockdown blocks ... blocked for an Auburn offense that ran for 3,333 yards, posted 5,018 yards of total offense and scored a school-record 513 points in 2009 ... member of an offensive line that allowed just eight sacks for the season ... coached by Tim Carter ... played at the same high school as former UAB defensive back Brandon Carlisle ... father Bob played at Auburn University as an offensive lineman from 1979-83.

Personal: Born Dec. 3, 1991 at Auburn, Ala. ... son of Ellyn and Bob Hix ... major is mechanical engineering.



84
Rickey
Hrabowski
Wide Receiver

6-2 | 187 | Senior
Auburn, Ala.
(Auburn HS)

Provides depth at wide receiver position.

2012: Played in one game during the season (Houston).

2011: Saw action in a pair of games (Marshall and Houston) for the Blazers.

2010: Did not see any action.

High School: Attended Hoover High School ... has been playing sport five years.

Personal: Born Nov. 28, 1990 at Birmingham, Ala. ... son of Gwen and Rick Hrabowski (divorced) ... major is electrical engineering.



60
Kaycee
Ike
Offensive Tackle

6-5 | 293 | Junior
Lawrenceville, Ga.
(Central Gwinnett HS)

Redshirted in 2009 in his first year at UAB, Ike saw his first action on the offensive line in 2011 as he played in a reserve role ... assumed an integral role on the offensive front in 2012 — starting all 12 games at tackle — and is expected to play even larger one in 2013 ... listed as No. 1 at OT on O-Line entering fall practice.

2012: Played and started in all 12 games of the season for the Blazers ... helped UAB's offense produce one of the Blazers' most prolific seasons in school history.

2011: Saw playing time in all 12 games last season.

2010: Did not see any action for the Blazers.

2009: Did not see any action and was redshirted.

High School: Played for head coach Ed Stokes at Central Gwinnett High School ... graded out at 93 percent blocking as a senior in 2008 ... totaled 18 pancake blocks and allowed just one sack for the season ... named all-county honorable mention by the Touchdown Club of Gwinnett ... was a two-

UAB

2013 FOOTBALL

2013 UAB Blazers



Kaycee Ike

Blazers in 11 games, including nine starts at strong safety position ... finished the season ranked No. 3 on the team in tackles with 71 stops ... also posted 2.5 tackles for loss and 0.5 sacks ... had one pass breakup, a forced fumble (Southern Miss) and two fumble recoveries ... was named honorable mention All-Conference USA by the league's coaches ... registered a season-high 10 tackles but his best overall game may have been in road victory at Southern Miss when he recorded seven tackles, had a tackle for loss, a sack, a forced fumble and a fumble recovery ... blocked Ohio State punt in first quarter that teammate Nick Adams scooped up and ran in from 20 yards out for a touchdown that gave UAB an early lead over the Buckeyes ... also had a pass breakup against Ohio State ... named to Conference USA Commissioner's Honor Roll.

2011: Ranked ninth on the team in tackles with 36, including 18 solo hits ... saw action in 10 games last season ... also contributed a tackle for loss, getting a half TFL against Houston and a half vs. Florida Atlantic ... posted season-high nine tackles against Houston ... registered five solos en

year starter ... picked up a Gwinnett County Player of the Month honor during senior season ... selected to play in the Rivalries of Gwinnett All-Star Football Game.

Personal: Born July 23, 1991 at Norcross, Ga. ... son of Ijeoma and Damran Ike ... major is exercise science.



11
Calvin Jones
Safety

5-10 | 187 | Senior
Petal, Miss.
(Copiah-Lincoln JC)

Now in his final year of eligibility after enrolling at UAB in January, 2011 following transfer from Copiah Lincoln JC ... entering third season with the Blazers ... saw considerable action in 2011 season in debut campaign at UAB, Jones played larger role last fall ... will again be counted on heavily as the 2013 season nears ... enters the season as the team's leading returning tackler (had 71 in 2012) ... listed as No. 1 at strong safety entering fall practice.

2012: Saw extensive action for the



Calvin Jones

route to seven tackle performance in victory at Memphis ... also had five stops in season finale at FAU ... netted four tackles in road contest at Marshall ... earned Conference USA Commissioner's Honor Roll accolades in his first season at UAB.

Junior College: Attended Copiah-Lincoln Junior College ... finished with 105 tackles in 2010 as Copiah-Lincoln finished with a 9-2 record and No. 13 national junior college ranking ... registered a pair of interceptions and also had three tackles for loss and one sack ... had a season-high 17 tackles against Mississippi Gulf Coast.

High School: Attended Petal (Miss.) High School ... earned all-area honors at safety as senior in 2009 ... posted total of 67 tackles and averaged 9.6 stops per game as prep senior ... forced one fumble.

Personal: Born Dec. 15, 1991 at Ocean Springs, Miss. ... son of Cecilia and Nathan Jones ... major is mathematics.

Jones' Career Statistics

	G	UA	A	Tot	TFL	Yds	Sk	Yds	INT	PBU
2011	10	18	18	36	1.0	0	0	0	0	1
2012	11	39	32	71	2.5	5	0.5	2	0	1
Totals	21	57	50	107	3.5	5	0.5	2	0	2



38
Santonio Jones
Tight End/Fullback
5-11 | 220 | Senior
Heidelberg, Miss.
(Jones County JC)

A former walk-on for the Blazers, Jones' playing time increased last season as the year went along ... had been a linebacker at start of 2012 season but was moved to tight end/fullback position as year progressed ... beginning his third season at UAB ... listed as No. 1 fullback entering fall practice ... solid blocker for the Blazers.

2012: Played in eight games during the season ... registered one reception (10 yards vs. Southeastern Louisiana) ... also had a tackle versus Memphis.

2011: Did not see any action for the Blazers in first season at UAB.

Jones County JC: Played two seasons at Jones County ... as a sophomore in 2010, Jones was a starter and led team in tackles with 68 stops, including 45 solo hits ...

UAB

2013 FOOTBALL

2013 UAB Blazers

also had three sacks and three tackles for loss ... registered four tackles as a freshman in 2009, including one sack ... attended same junior college as former Blazers Jamie Bender and D.A. Autry

High School: Attended Heidelberg High School ... played on both sides of the ball at Heidelberg, seeing action at linebacker and at running back ... registered 104 tackles as a senior ... posted eight games as a senior with double figure tackles ... had 19 tackles in one game against Southeast Lauderdale ... named to WDAM-TV All-Area Team in 2008 as an outside linebacker.

Personal: Born Oct. 30, 1990 in Laurel, Miss. ... son of Amelita Jones ... major is sociology.



42
Shaq Jones
Linebacker

6-3 | 210 | Sophomore
Lanett, Ala.
(Lanett HS)

Improvement was steady for the Blazer linebacker during the 2012 season ... saw considerable action last fall but will be counted on more heavily this season ... listed No. 1 at will linebacker entering preseason practice.

2012: Played in all 12 games last season but did not start any contests as the UAB starting linebacking corps consisted of two seniors and a junior ... concluded the season with 30 tackles to tie for No. 10 on the team ... had 17 solo tackles ... also had a tackle for loss (at Southern Miss) ... recorded a season-high eight tackles against Tulane ... finished the season with a five-tackle performance at UCF ... also had four stops in win at Southern Miss and registered three tackles in games vs. Troy, South Carolina and Southeastern Louisiana.

High School: Attended Lanett High School ... was tabbed an honorable mention all-state selection in by the Alabama Sports Writers Association ... one of the 2011 Opelika-Auburn News Super Eight Seniors ... named to the 2011 Opelika-Auburn News small school All-Area Defensive First Team ... collected 123 tackles, including nine for loss, three forced fumbles, two fumble recoveries, four sacks, two interceptions and one touchdown his senior year as

a linebacker ... registered 21 receptions, 187 yards and six touchdowns as a tight end ... selected as the 2011 Tri-Country Defensive Player of the Year by the Opelika-Auburn News... a 2011 all-state honorable mention choice by ASWA ... tabbed to the 2010 all-region first team by the region's head coaches ... served as team captain his junior year ... tallied 118 total tackles, two interceptions, four sacks and nine tackles for loss his junior year ... coached by Clifford Story, Jr. ... led the varsity basketball team in rebounds and blocked shots and played in the 2011 North/South All-Star game in Montgomery ... played at same high school as former UAB linebacker Lamanski Ware who completed his eligibility with the Blazers in 2011 ... helped the track team become back-to-back state champions ... attended same high school as former Blazer LB Lamanski Ware.

Personal: Born Dec. 5, 1993 at Lanett, Ala. ... son of Jakola Jones-Winston and Camron Robinson ... major is liberal arts.

Jones' Career Statistics

	G	UA	A	Tot	TFL	Yds	Sk	Yds	FF	FR
2012	12	17	13	30	0.5	2	0	0	0	0



10
Vashon Landers
Safety

6-1 | 175 | Sophomore
Opelika, Ala.
(Opelika HS)

Saw action as a true freshman in 2012 for the Blazers ... will be counted on more heavily this season ... listed No. 2 at strong safety entering fall practice.

2012: Played in 10 contests during the season ... recorded four tackles (one each in games vs. Ohio State, Southeastern Louisiana, East Carolina and UCF) ... also registered a pass breakup against Southern Miss.

High School: Attended Opelika High School ... played for head coach Brian Blackmon at Opelika ... finished senior season with 31 tackles (23 solo) and two fumble recoveries ... ranked second in 6A Region 3 with three interceptions in 2010 ... also recorded 24 tackles (19 solo) as a junior for the Bulldogs ... averaged 5.5

tackles per game over his junior and senior campaigns ... part of a Bulldogs' defense that allowed just 21.1 points per game in 2010... team sported a combined 8-4 league record over last two years ... had a key interception against Enterprise to clinch a playoff spot in 2010 ... also competed on track and field team.

Personal: Born July 5, 1994 at Opelika, Ala. ... son of Makisha and Tony Cochran ... major is liberal arts.



2
Ty Long
Kicker

6-2 | 188 | Junior
Roswell, Ga.
(Roswell HS)

Has had back-to-back outstanding seasons for the Blazers ... regarded as one of the top kickers in the country entering his junior season ... earned Conference USA All-Freshman Team honors and third-team Freshman All-America honors in 2011 ... holds UAB career record for field goal accuracy at 83.3 percent (30x36) in his first two seasons ... his 30 field goals are tied for No. 4 on the Blazers' all-time list ... is a perfect 19-of-19 inside 40 yards on field goals during his career ... ranks fifth all-time at UAB in scoring by a kicker with 153 points ... named to both the 2013 and 2012 Groza Award Watch Lists.

2012: Enjoyed another stellar campaign for the Blazers ... ranked second in Conference USA (only to Tulane's Groza Award winner Cairo Santos) in field goal accuracy at 82.4 percent as he made 14-of-17 field goals during the season ... was named honorable mention All-Conference USA ... kicked a school-record long 54-yard field goal at Ohio State ... also registered the second-longest field in UAB history as he booted a 53-yarder against Southeastern Louisiana ... his 81 points scored are fourth-most by a kicker in school history ... his 17 field goals tie for the fourth-most in the UAB record books ... kicked three field goals in road game at Ohio State ... also had a pair of field goals against South Carolina and Southern Miss ... kicked a 46-yard field goal at South Carolina ... in addition to his record-setting 54-yarder at Ohio State, he had a 47-yarder against the

UAB

2013 FOOTBALL

2013 UAB Blazers



Ty Long

UAB freshman record for most field goals with 16 ... was named to C-USA All-Freshman Team and picked up league Special Teams Player-of-the-Week honors following his performance in the Blazers' win over UCF ... was tabbed to third-team Freshman All-America Team by Phil Steele's College Football Preview ... against the Knights, he converted both of his field goal attempts, including his 40-yard game-winner with :21 remaining ... booted a season-high three field goals (four attempts) vs. Troy ... converted a pair of three-pointers in five other games ... kicked a season-long 49-yarder in game at Tulsa ... also had 46-yarder a week later in win over UCF.

High School: Attended Roswell High School ... was regarded as one of top prep kickers in Georgia as a senior ... was named to

Buckeyes ... booted a 48-yard three-pointer vs. Memphis and had 40 and 43-yarders in win at Southern Miss ... recorded 32 touchbacks on kickoffs during the season.

2011: Had outstanding season as a true freshman ... connected on 16-of-19 field goals ... had a pair of game-winning field goals (vs. UCF and Southern Miss) ... ranked No. 2 among Conference USA kickers in field goal percentage at 84.2 and was third in field goals made per game (1.33) ... ranked second nationally among freshman in FGs made per game and was third among NCAA freshmen in FG percentage ... his 72 points scored ranked third in the country among freshman kickers overall and was the second-highest mark among true freshmen ... his 16 field goals were the most of any true freshman kicker in the country in 2011 and second-highest among all freshmen (Oklahoma redshirt frosh Mike Hunnicutt had 21 FGs) ... Long's 1.33 field goal goals per game ranked No. 26 in the NCAA statistics among all kickers ... set

2010 High School All-American Team by Kohl's Professional Kicking Camp ... was outstanding as a placekicker and punter at Roswell ... connected on 14-of-21 field goals with a long of 52 yards ... his 52-yarder came on the final play of 29-27 victory over Parkview in first round of Class 6-AAAAA state playoffs ... averaged 45 yards on 38 punts ... recorded an impressive 61 touchbacks on 65 kickoffs ... had field goals of 44 and 50 yards against West Forsyth ... was named first-team All-Region 6-AAAAA by Georgia High School Football Daily ... also tabbed to All-North Fulton Team by Atlanta Journal-Constitution.

Personal: Born April 6, 1993 at Roswell, Ga. ... son of Gale and Gary Long ... major is business.

Long's Career Statistics

	FG	FGA	Pct.	XP	XPA	Pct.	Pts.
2011	16	19	.842	24	25	.960	72
2012	14	17	.824	39	41	.951	81
Totals	30	36	.833	63	66	.955	153

Field Goals

	FG	01-19	20-29	30-39	40-49	50+	LG	BLK
2011	16x19	0x0	3x3	9x9	4x6	0x1	49	0
2012	14x17	0x0	5x5	2x2	5x6	2x4	54	1
Totals	30x36	0x0	8x8	11x11	9x12	2x5	54	1



30

Tamar Mickens
Running Back

5-10 | 200 | Junior
Birmingham, Ala.
(Spain Park HS)

Provides depth to offensive backfield ... has not seen action during career.

2012: Did not see any action during the season.

2011: Did not see any action.

2010: Did not see any action and was redshirted.

High School: Attended Spain Park High School just south of Birmingham ... was co-captain in 2009-10 ... member of Class 6A state runner-up squad in 2007 ... helped lead team to 10-3 record and playoff appearance in 2009 ... averaged 6.0 yards per carry as a senior ... 2009-10 Spain Park Male Student of the Year ... recorded 11 touchdowns in his last nine games of senior season.

Personal: Born March 20, 1992 at Hattiesburg, Miss. ... son of Peggy and George Mickens ... major is business.



17

Mike Miller
Quarterback

6-2 | 195 | Sophomore
West Palm Beach, Fla.
(The King's Academy)

A reserve quarterback ... had excellent prep career at The King's Academy in West Palm Beach, Fla.

2012: Saw brief action in one game (at Southern Miss) during the season.

2011: Did not see any action during the season.

High School: Attended The King's Academy where he was a two-year starter at quarterback ... as a senior in 2009 he passed for 705 yards and 11 touchdowns as he connected on 47-of-94 passes ... rushed

UAB

2013 FOOTBALL

2013 UAB Blazers

for 151 yards on 52 attempts with a pair of rushing scores ... hit 8-of-9 passes and passed for two touchdowns while rushing for a pair in win over Benjamin on Oct. 9, 2009 ... coached by Craig Dobson.

Personal: Born Jan. 15, 1991 at Columbia, S.C. ... son of Connie and Michael Miller ... father was a wide receiver at Ole Miss during the decade of the 1970s ... grandfather was an All-America offensive guard at Duke ... major is business management.



55 Jontavious Morris Defensive Tackle

6-2 | 295 | Sophomore
Albany, Ga.
(Albany HS)

After seeing significant action as a true freshman in 2012, Morris will again be counted to be a key contributor on the defensive front this fall ... listed as preseason starter at defensive tackle position heading into fall camp.

2012: Played in all 12 games during season and started four (East Carolina, Tulane, Memphis and UCF) ... had productive season with 20 total tackles which included 3.5 tackles for loss (-16 yards) ... also contributed one fumble recovery (vs. Memphis) ... posted season-high five tackles against Marshall and Memphis late in the season ... registered a pair of tackles in contests vs. South Carolina, Houston and Tulane ... had tackles for loss in games vs. Tulsa, Tulane, Marshall and Memphis ... enjoyed excellent year in the classroom as he was a recipient of the Conference USA Academic Medal (3.6 GPA and above), as well being named to the C-USA Commissioner's Honor Roll.

High School: Attended Albany High School ... served as co-captain senior year ... selected as the Co-Defensive Player of the Year in Region 1-AA by the region's head coaches ... made 55 tackles, including 17 for loss in 2011 ... collected four sacks and forced four fumbles, recovering two his senior year ... nominated for the 2011 Albany Herald Player of the Year award ... prep teammates with fellow UAB signee Roscoe Byrd ... coached by Felton Williams ... started playing football in ninth grade.

Personal: Born Dec. 16, 1993 at Albany,

Ga. ... son of Sharon and Johnny Morris ... major is liberal arts.

Morris' Career Statistics

G	UA	A	Tot	TFL	Yds	Sk	Yds	FF	FR
2012	12	9	11	20	3.5	16	0	0	1



36 Hunter Mullins Punter

6-3 | 195 | Junior
Tallasse, Ala.
(Tallasse HS)

Will be entering his fourth season at UAB and his second as the starting punter after a redshirt year in 2010 ... served as Blazers' backup punter for two seasons before assuming starting role in 2012 ... made the most of the opportunity as he set a UAB season record with his 44.8 yards average ... named to the 2013 Ray Award Watch List.

2012: Took over starting punter duties and had an outstanding season as he averaged 44.8 yards per kick ... was named honorable mention All-Conference USA ... ranked No. 3 in Conference USA in punting average and was No. 12 nationally among all FBS punters in average ... had season-long punts of 61 yards (at Southern Miss) and 60 yards (at Houston) ... averaged 54.2 yards on four punts in road game at Houston ... registered 12 punts of 50 yards or more ... had 14 punts that were inside the opponent 20-yard line ... named to Conference USA Commissioner's Honor Roll.

2011: Saw action in one game (Houston), punting twice for 41.5 average ... had a long punt of 49 yards ... was named to Conference USA Commissioner's Honor Roll.

2010: Did not see any action and was redshirted.

High School: Attended Tallasse High School ... was a two-time, first-team Class 5A All-State performer as a punter by the Alabama Sports Writers Association (ASWA) ... coached by Rodney Dollar ... also earned baseball all-metro team honors as a pitcher for the 2010 season.

Personal: Born March 2, 1992 at Montgomery, Ala. ... son of Laura and Pat Mullins (divorced) ... major is exercise science.

Mullins' Career Statistics

G	No	Yds	Avg	LG	TB	I20	FC	50+	Blk
2012	12	50	2239	44.8	61	7	14	12	1



70 Hayden Naumann Offensive Line

6-5 | 280 | Sophomore
Decatur, Ala.
(Decatur HS)

Saw limited action on offensive line in 2012 after redshirt season in 2011 ... expected to play larger role as he's listed as No. 2 tackle on offensive front coming out of spring practice.

2012: Saw action during the season in one game (Tulsa).

2011: Did not see any action and was redshirted ... picked up academic honor when he was named to Conference USA Commissioners Roll.

High School: Attended Decatur (Ala.) High School ... a first-team Class 6A All-State selection by Alabama Sports Writers Association ... prior to senior season, named by Friday Night Football Alabama as No. 4 offensive tackle prospect in the state ... earned all-area honors twice by Decatur Daily ... played in Alabama-Mississippi All-Star Classic ... helped lead Decatur to 9-3 record in 2010 ... also earned a spot on Reebok All-Alabama third team and was All-Rocket City first team ... coached by Jere Adcock ... his father, Kevin Naumann, played at North Alabama.

Personal: Born Aug. 12, 1992 at Decatur, Ala. ... son of Carrie and Kevin Naumann ... major is mechanical engineering.



1 Jamarcus Nelson Wide Receiver

5-11 | 160 | Junior
Midfield, Ala.
(Midfield HS)

One of Blazers' most dynamic performers ... has sprinter speed ... saw first season of action in 2011 and stepped up his role more last season ... listed as No. 1 at "X" wide receiver position after spring practice ... averages nearly 20

UAB

2013 FOOTBALL

2013 UAB Blazers

yards per reception (19.8) on 39 catches for his career ... was redshirted in 2010.

2012: Played in all 12 games and started four for the Blazers (South Carolina, Tulsa, Southeastern Louisiana and Houston) ... ranked No. 7 on team in receptions with 22 for 414 yards ... his 18.8 yards per catch average was best on the team ... tied for team honors in touchdown receptions with four ... continued to haunt Tulsa as he did the season before, catching four passes for 146 yards and two touchdowns ... had a 75-yard touchdown catch from Austin Brown against the Golden Hurricane on the first play from scrimmage in the game ... also had a 50-yard touchdown reception in the game against Tulsa ... posted a second 100-yard receiving game (6-106) in contest at Houston ... caught five passes for 60 yards, including a 35-yarder for a touchdown ... returned three kickoffs for 53 yards in season opener against Troy.

2011: Saw his first collegiate action last season ... played in all 12 games, seeing significant action at wide receiver and also as kick return specialist for the Blazers ... was on receiving end of 17 passes for 358 yards with a team-leading four touchdown receptions ... also led team in average yards per catch (21.1) ... posted a pair of two-touchdown games (Tulsa and Memphis) ... had two receptions (66 and 44 yards) in contest at Tulsa, the 66-yarder coming on a pass from QB Bryan Ellis ... caught season-high six passes for 133 yards in victory at Memphis ... had a 47-yard reception at Memphis ... also caught a pair of passes vs. East Carolina and Southern Miss ... finished with 10 rushes for 23 yards with a 3-yard rushing touchdown vs. Florida Atlantic in season finale ... also had team-high 24 kickoff returns for 422 yards (17.6 avg.) ... had long kick return of 37 yards vs. Memphis.

2010: Did not appear in a game for the Blazers and was redshirted.

High School: Attended Midfield High School ... led his team to the state Class 4A semifinals after finishing 11-2 during the regular season in 2009 ... recorded 55 catches, 1,049 yards, 214 yards rushing, five interceptions and 19 touchdowns ... was named The Birmingham News

Metro-West Player of the Year ... listed as No. 27 state prospect on Birmingham News Super Seniors list ... selected to The Birmingham News All-Metro West Offensive Team ... named to the ASWA First Team All-State ... coached by The Birmingham News All-Metro West Coach of the Year Ruben Nelson ... two-time Class 4A state champion in the 100 meters ... also captured 200-meter title ... in addition, he was a highly-regarded basketball player for Midfield, earning team MVP and all-region honors ... two-year letterwinner in track and field and basketball.

Personal: Born April 24, 1992 at Midfield, Ala. ... son of Marsha Nelson ... nickname is J.J. ... major is communications management.

Nelson's Career Statistics

Receiving	G	Rec	Yds	TD	Avg.	LG
2011	12	17	358	4	21.1	66
2012	12	22	414	4	18.8	75
Totals	24	39	772	8	19.8	75

Rushing	G	Att	Yds	TD	Avg.	LG
2011	12	10	24	1	2.3	11
2012	12	1	0	0	0.0	0
Totals	24	11	24	1	2.3	11

Kickoff Returns	G	No	Yds	TD	Avg.	LG
2011	12	24	422	0	17.6	37
2012	12	3	53	0	17.7	20
Totals	24	27	475	0	17.6	37



76

Brian O'Leary
Offensive Line

6-2 | 290 | Junior
Sarasota, Fla.
(Venice HS)

Sat out 2010 season as a true freshman redshirt but got on the field for his first collegiate action in 2011 ... saw significant playing time last season as he started five games, seeing action at both guard and center ... listed as starter at center coming out of spring practice.

2012: Saw action in 10 games last season and made five starts (four at guard – Troy, South Carolina, Ohio State and Tulane; one at center – Southern Miss).

2011: Saw action in nine games in reserve offensive line role.

2010: Did not see any action and was redshirted.

High School: Attended Venice High School ... named to the Sarasota Herald Tribune's All-Area first team as a senior after helping lead the Indians to a 9-2 record and the regional quarterfinals ... a two-year starter on the offensive line ... played center as a junior and all three O-line positions as a senior ... helped Indians to three straight district titles, including a 20-3 record during his two years on the O-line ... also helped team set a school record with 38.5 points a game in 2008 ... uncle, Bill O'Leary, was a fullback at Georgia, in the early/mid 1980s ... coached by John Peacock.

Personal: Born Feb. 15, 1992 at Sarasota, Fla. Son of Helena Black and Brian O'Leary (divorced) ... major is individually designed.



51

Jesse Parrish
Linebacker

6-0 | 220 | Senior
Wetumpka, Ala.
(Wetumpka HS)

In his fifth year with the Blazers ... has been listed as both defensive lineman and linebacker since arrival at UAB ... saw first action as a Blazer last season ... provides depth to the defense on the linebacking corps.

2012: Saw first collegiate action, playing in six games ... was in on seven tackles during the season ... also had a tackle for loss (vs. Southeastern Louisiana) and two pass breakups (Tulsa and Southeastern Louisiana) ... recorded a season-best six tackles in home win over the Lions ... also recorded a tackle in season opener vs. Troy.

2011: Did not see any action.

2010: Did not see any action.

2009: Did not see any action during season and was redshirted.

High School: Attended Wetumpka High School ... was named team's Most Improved Offensive Player for 2008 season ... helped team reach second round of state playoffs last two years ... selected all-county.

Personal: Born Aug. 5, 1991 at Wetumpka, Ala. ... son of Gladys and Mark Parrish ... major is civil engineering.

UAB

2013 FOOTBALL

2013 UAB Blazers



14
Jonathan Perry
Quarterback

6-2 | 210 | Senior
Baltimore, Md.
(Dunbar HS)

Was redshirted as a true freshman in 2009 ... saw his first action at UAB in 2011 as he became starting quarterback after injuries sidelined Bryan Ellis ... started first three games of 2012 season ... has connected on 59 percent of his passes during career ... ranks No. 6 all-time at UAB in passing yardage with 3,075 ... has 16 career touchdown passes ... also an outstanding runner from the quarterback position with 355 career rushing yards.

2012: Started first three games of the season (Troy, South Carolina and Ohio State) ... finished the season with 74 completions on 122 attempts (60.7 percent) for 1,033 yards ... had six touchdown passes with only one interception ... in season opener vs. Troy, he passed for 317 yards and a pair of touchdowns ... also ran for 46 yards against

the Trojans ... had an outstanding game in relief in season finale at UCF when he came off the bench to throw for 307 yards and two touchdowns, including a 76-yard scoring strike to wide receiver Patrick Hearn ... passed for 219 yards in road game at South Carolina ... was 7-of-11 for 63 yards in limited duty at Ohio State ... was 8-for-10 for 90 yards with a pair of touchdown throws in win over Southeastern Louisiana.

2011: Began season as the backup to Bryan Ellis but became the starter after Ellis suffered variety of injuries that derailed his season ... made eight starts during the season with first career starting assignment coming against Troy ... started back-to-back contests vs. Troy and Mississippi State before Ellis returned to field ... passed for 196 yards and rushed 19 in first career start at Troy ... assumed starting job for good after Ellis was injured vs. Tulsa on Oct. 15 ... finished year hitting 58 percent of his passes as he hit 174-of-300 for 2,042 yards with 10 touchdown passes ... rushed for 294 yards on 92 attempts with three rushing touchdowns ... despite only eight starts, Perry's 2,042 passing total ranks No. 8 all-time among single-season marks in UAB history ... passed for 410 yards and four touchdowns in comeback win at Memphis Nov. 12 ... the 410 total is the seventh-highest total by a Blazer in a game ... his 457-yard mark (410 passing, 47 rushing) vs. Memphis is third-highest total offense number in UAB history ... passed for 327 yards and a pair of touchdowns in home win over UCF ... of Perry's 2,042 passing yards during the season, 1,527 of those came in the final six games of the campaign ... all 10 touchdown passes were in the final six contests ... also passed for more than 200 yards against Marshall (215) and Southern Miss (236) ... nearly posted a 100-yard rushing game in final contest of season as he ran for 97 vs. Florida Atlantic on 16 carries with one rushing TD ... also had impressive rushing games vs. Southern Miss (53), Memphis (47) and Mississippi State (44) ... season-long pass was 51-yarder to Patrick Hearn at East Carolina.

2010: Did not see any action.

2009: Did not see any action

and was redshirted as a true freshman.

High School: Attended Dunbar High School in Baltimore, Md. ... was rated among the top quarterbacks in Maryland as a senior, throwing for nearly 1,800 yards with 19 touchdown passes ... helped lead Dunbar to three consecutive Class 1A state titles ... led Poets to 11-1 record en route to their third-straight state crown ... also played in the Maryland Crab Bowl, an event that draws the top senior football players throughout the state ... in 2008 state championship game, Perry engineered a game-winning, 89-yard drive in the final two minutes, culminating with his 34-yard touchdown pass with only two seconds remaining ... was one of nine Dunbar seniors from 2008 team to sign with a Division I program.

Personal: Born Feb. 6, 1991 at Baltimore, Md. ... son of Samantha Murray ... major is communications management.

Perry's Career Statistics

Passing	G	Att	Cmp	Yds	Pct	TD	Int	LG	Avg/G	Eff
2011	12	300	174	2042	.580	10	8	51	170.2	120.8
2012	8	122	74	1033	.607	6	1	76	129.1	146.4
Totals	20	422	248	3075	.588	16	9	76	153.8	128.2

Rushing	G	No	Yds	TD	Avg	LG	Avg/G
2011	12	92	294	3	3.2	19	24.5
2012	8	36	61	2	1.7	13	7.6
Totals	20	128	355	5	2.8	19	17.8

Game-by-Game Statistics

2012 Passing

Opponent	Att	Cmp	Yds	TD	Int	LG
Troy	33	18	317	2	1	47
at South Carolina	34	17	219	0	0	31
at Ohio State	11	7	63	0	0	13
SE Louisiana	10	8	90	2	0	18
at Houston	6	3	37	0	0	18
at Southern Miss	0	0	0	0	0	—
Marshall	0	0	0	0	0	—
at UCF	28	21	307	2	0	76

2011 Passing

Opponent	Att	Cmp	Yds	TD	Int	LG
at Florida	1	0	0	0	0	0
Tulane	2	0	0	0	0	0
at East Carolina	16	9	106	0	0	51
at Troy	39	19	196	0	1	31
Miss. State	36	18	195	0	1	25
at Tulsa	2	1	18	0	0	18
UCF	42	31	327	2	2	46
at Marshall	33	18	215	0	2	22
Houston	29	15	149	1	1	25



Jonathan Perry

UAB

2013 FOOTBALL

2013 UAB Blazers

at Memphis	48	29	410	4	0	47
Southern Miss	26	17	236	1	0	32
at Florida Atlantic	26	17	190	2	1	39

2012 Rushing

Opponent	Att	Yds	TD	LG
Troy	13	46	1	12
at South Carolina	11	-8	0	9
at Ohio State	5	26	0	13
SE Louisiana	2	-1	0	2
at Houston	0	0	0	—
at Southern Miss	0	0	0	—
Marshall	0	0	0	—
at UCF	5	-2	1	8

2011 Rushing

Opponent	Att	Yds	TD	LG
at Florida	3	10	0	6
Tulane	2	4	0	4
at East Carolina	5	9	0	7
at Troy	13	19	1	9
Mississippi State	9	44	0	10
at Tulsa	0	0	0	0
UCF	8	33	0	15
at Marshall	8	-27	0	7
Houston	7	5	0	9
at Memphis	9	47	0	14
Southern Miss	12	53	1	16
at Florida Atlantic	16	97	1	19



26
Larry Pettaway
Linebacker

6-2 | 210 | R-Freshman
Eight Mile, Ala.
(Blount HS)

Was redshirted last season in first year at UAB ... hoping to be in the mix for playing time at linebacker position entering fall practice.

2012: Did not see any action during season and was redshirted ... named to Conference USA Commissioner's Honor Roll for 2013-14 season.

High School: Attended Blount High School ... was listed as the No. 32 recruit in Alabama and the No. 91 outside linebacker in the nation coming out of Blount by 247sports.com ... recorded 95 total tackles, including 50 solo take-downs, eight tackles for loss, seven sacks, three hurries and one interception his senior year ... played in the 2011 Alabama/Mississippi All-Star game ... named honorable mention all-state by Scout.com ... named the

Optimist Club Player of the Week ... voted as the team's best linebacker his senior year ... coached by Kelvin Sigle

Personal: Born Oct. 30, 1993 at Mobile, Ala. ... son of Denie and Larry Pettaway ... major is liberal arts.



30
Steve Pickren
Tight End

6-4 | 245 | R-Freshman
Pell City, Ala.
(Pell City HS)

Redshirted a season ago in first year at UAB, Pickren is expected to compete for playing time this fall ... originally signed as a tight end, he was moved to defensive end at start of 2013 spring drills but has since been moved back to tight end spot.

2012: Did not see any action and was redshirted.

High School: Attended Pell City High School ... played under head coach David Shores at Pell City for three years ... committed to UAB in July 2011 before his senior year at Pell City ... named honorable mention all-state for his play at defensive line by Andrew Bone of Scout.com ... tallied 87 total tackles, 11 sacks and 27 tackles for a loss during his senior campaign ... recorded two sacks and five tackles for loss against Clay-Chalkville ... projected to move to the offensive side of the ball at UAB as a tight end ... used in goal line situations for Pell City during his senior season at tight end ... Pell City ran 11 plays inside the 10 with Pickren at tight end and the Panthers scored all 11 times ... runs a 4.7 40-yard dash time ... also played baseball as a pitcher for Pell City.

Personal: Born Jan. 14, 1994 at McAllen, Texas ... son of Dianne and Don Pickren ... major is electrical engineering.



7
Darius Powell
Cornerback

5-10 | 181 | Sophomore
Foley, Ala.
(Foley HS)

Came to UAB as a wide receiver but was moved to defensive backfield at start of 2012 spring practice ...

sat out 2011 season as a true freshman ... got on the field for the first time in college last season and showed signs of promise for the future ... will compete for playing time at cornerback position this fall.

2012: Saw action in seven games and started two (East Carolina and Tulane) ... put up good numbers in limited playing time with 18 total tackles, including 10 solo hits ... had three pass breakups ... recorded four tackles in games vs. Houston, East Carolina and Tulane ... also had three stops in season opener against Troy ... pass breakups came against Tulsa, East Carolina and UCF.

2011: Redshirted as a true freshman.

High School: Helped his team finish with an 8-4 record and rank first in the 6A Region 2 in total offensive rankings ... a three-year starter at quarterback ... passed for 1,780 yards and ran for another 756 yards in 2008 ... as a senior, he passed for 364 yards and 4 touchdowns ... he also ran for 7 additional touchdowns ... led his team to the first round of the playoffs in 2008, 2009, and 2010 ... runs a 4.46 ... team finished third place in division with a 5-2 divisional record ... named Optimist Player of the Week three times in the 2010 season ... All-Baldwin County selection in 2010.

Personal: Born July 14, 1993 at Foley, Ala. ... son of Delaine and Lee Powell ... major is liberal arts.

Powell's Career Statistics

	G	UA	A	Tot	TFL	Yds	Sk	Yds	Int	PBU
2012	7	10	8	18	0	0	0	0	0	3



82
Bud Pruitt
Tight End/Fullback

6-3 | 255 | Senior
Theodore, Ala.
(Theodore HS)

Was redshirted as a true freshman in 2009 ... saw his first action as a Blazer in 2010 ... after not seeing action in 2011, Pruitt saw limited playing time last fall ... listed as No. 2 fullback entering preseason camp.

2012: Saw action in a pair of games (Troy and Southeastern Louisiana) ... did not record any statistics.

2011: Did not see any action.

2010: Appeared in two games (vs. Memphis and Rice) ... did not record a

UAB

2013 FOOTBALL

2013 UAB Blazers

reception ... named to Conference USA Commissioner's Honor Roll.

2009: Did not see any action for the Blazers and was redshirted.

High School: Attended Theodore High School in Theodore, Ala. ... caught 20 passes for 225 yards as a senior in 2008 ... was a solid blocking tight end for a high school offense that focused on the run game ... selected first-team all-region by the Mobile Press-Register ... received Theodore's Coach's Award, given to the team's top player as voted on by the coaching staff ... an athletic player who also averaged double-figures for his high school basketball team ... cousin of Etric Pruitt, a 2003 All-American at Southern Miss and a defensive back on the 2005 Seattle Seahawks team that played in the Super Bowl ... named honorable mention Class 6A all-state by ASWA following 2008 season ... helped lead team to second round of 2008 Class 6A state playoffs ... coached by Bill Meredith.

Personal: Born Dec. 28, 1990 at Prichard, Ala. ... son of Joyce Randolph and Edward Pruitt Jr. ... major is mass communications.



49
Chris Rabb
Defensive End

6-0 | 220 | Sophomore
Hueytown, Ala.
(Hueytown HS)

Though some may deem him a bit undersized for his position, his motor and tenacity more than make up for any size limitations ... made a significant impact and demonstrated his play-making abilities on numerous occasions as a true freshman in 2012 ... listed as a No. 1 defensive end on depth chart entering fall practice.

2012: Played in all 12 games and started five of them ... started the final four games of the season ... finished with 14 tackles, including eight solo stops ... had 6.5 tackles for loss (-36 yards) and 3.5 sacks (-32 yards) ... had four tackles in games vs. Southern Miss and Marshall ... registered three tackles for loss in the win over the Golden Eagles ... had a pair of tackles for loss and two sacks in road game at South Carolina in second contest of the season ... also had sacks against Marshall and Memphis.

High School: Attended Hueytown High



Chris Rabb

School ... concluded outstanding prep career at Hueytown just west of Birmingham ... recorded 249 tackles in his final two seasons with 106 tackles for loss and 32 sacks ... played primarily on defensive line for Hueytown his final season ... tallied 119 tackles, including a staggering 59 tackles for loss with 21 sacks ... also recorded seven caused fumbles in 2011 ... tabbed first-team all-state Class 5A by the Alabama Sports Writers Association ... also tabbed first-team all-state as defensive lineman by Scout.com ... was named to The Birmingham News All-Metro Team and was also tabbed the Lineman of the Year by The News ... ranked as 42nd-best player in state by Rivals.com ...helped Gophers reach Class 5A state semifinals in 2011 and finish with a 13-1 record ... Hueytown was ranked No. 1 in the Class 5A classification for most of the 2011 season ... as junior, he totaled 130 tackles with 47 tackles for loss and 11 sacks ... also earned all-state first-team honors by ASWA and All-Metro as a junior.

Personal: Born Oct. 26, 1993 at Birmingham, Ala. ... son of Yalondo and Terrell Rabb ... major is liberal arts.

Rabb's Career Statistics

	G	UA	A	Tot	TFL	Yds	Sk	Yds	FF	FR
2012	12	8	6	14	6.5	36	3.5	32	0	0



5
Darrin Reaves
Running Back

5-10 | 210 | Junior
Birmingham, Ala.
(Clay-Chalkville HS)

Has emerged as one of the top running backs in college football after stellar 2012 season ... versatile back who excels as runner and receiver out of the backfield ... only running back in the country returning for 2013 season who rushed for more than 1,000 yards and also had more than 40 receptions last season ... had outstanding spring in 2013, rushing for 206 yards (28 att.) in three scrimmages with three touchdown runs ... averaged 7.4 yards per rush in the three scrimmages ... already No. 7 on UAB's career rushing list with 1,409 yards ... listed as starter at running back entering fall practice.

2012: Had a breakout season as he earned first-team All-Conference USA honors ... rushed for 1,037 yards and 13 touchdowns ... became only the fourth UAB player — and third running back — in school history to eclipse 1,000 rushing yards in a season ... also registered 41 receptions for 302 yards with one receiving touchdown ... ranked fourth in C-USA last season with 86.4 rushing yards per game ... in the last half of the season, Reaves averaged 125.2 rushing yards in final six games with nine rushing touchdowns and one by way of receiving ... averaged 106.8 yards on the ground in C-USA games ... rushed for 223 yards (second-most in UAB history) in road contest at Southern Miss ... his 223-yard performance vs. the Golden Eagles represented the highest rushing mark of the season in C-USA ... had a three-game stretch vs. Tulane, Southern Miss and Marshall in which he rushed for 573 yards (191 yards avg.) with seven touchdowns ... averaged 4.8 yards per attempt during the season ... his 13 rushing touchdowns set a Blazer school record ... named conference offensive player-of-the-week after his performance in win over Marshall when he ran for 184 yards and scored a pair of rushing touchdowns ... recorded career highs in receptions (7) vs. Ohio State and Tulane.

2011: Played in nine games last season with extensive action in last six contests ... finished as team's No. 2 rusher with 372 yards on 79 attempts ... ran for a pair of touchdowns (Marshall and Southern Miss)

UAB

2013 FOOTBALL

2013 UAB Blazers



Darrin Reaves

... after rushing only 10 times for just 29 yards in first six games of season, Reaves came back to run for 343 yards on 69 attempts in last six contests ... averaged 11.5 carries and 57.2 yards in final six games of season ... in UAB's three victories during season, Reaves averaged 73 yards with 5.2 average per carry ... ran for a team-high 83 yards on 15 attempts in win over UCF ... ran for 62 yards on season-high 19 rushes vs. Southern Miss ... averaged 9.1 yards in victory at Memphis as he ran for 73 yards on only nine carries ... season-long rush of 29 yards vs. Memphis ... had 55 yards vs. Marshall on 11 attempts ... also caught seven passes for 56 yards ... had pair of receptions vs. Houston and Florida Atlantic ... season-long reception was 18 yards at Tulsa ... also excelled in the classroom as he was named to Conference USA Commissioner's Honor Roll.

High School: Attended Clay-Chalkville High School ... named to the 2010 Birmingham News All-Metro Team ... rushed for 1,223 yards with a 5.9 yards per rush average and 17 touchdowns in 2010 ... also had 21 receptions for 287 yards, averaging 13.7 yards per catch, and one touchdown as a senior ... compiled 214 kick return yards and 119 punt return yards in 2010 ... also returned a 70-yard punt for a touchdown, giving him a total of

19 touchdowns during his senior campaign ... led Clay-Chalkville to a 9-4 record and the Class 6A quarterfinals as a senior ... earned the Birmingham News' and ABC 33/40 Player of the Week honors on Nov. 21 after raking in 107 receiving yards, 129 rushing yards and two touchdowns ... played under coach Jerry Hood ... his father, Darrin, lettered at UAB in 1991 as a tailback, making the duo the first father/son legacy for UAB football.

Personal: Born April 17, 1993 at Birmingham, Ala. ... son of Crystal and Darrin Reaves ... major is liberal arts/ engineering.

Reaves' Career Statistics

Rushing	G	No	Yds	TD	Avg	LG	Avg/G
2011	9	79	372	2	4.7	29	41.3
2012	12	215	1037	13	4.8	30	86.4
Totals	21	294	1409	15	4.8	30	67.1

Receiving	G	No	Yds	TD	Avg	LG
2011	9	7	56	0	8.0	18
2012	12	41	302	1	7.4	42
Totals	21	48	358	1	7.5	42

2012 Game-by-Game Statistics

Rushing

Opponent	Att	Yds	TD	LG
Troy	11	48	0	11
at South Carolina	7	10	0	13
at Ohio State	16	72	0	11
Tulsa	16	61	3	30
SE Louisiana	14	53	1	11
at Houston	10	42	0	13
East Carolina	21	69	2	13
at Tulane	21	166	3	29
at Southern Miss	35	223	2	27
Marshall	32	184	2	20
Memphis	14	38	0	7
at UCF	18	71	0	19

Receiving

Opponent	No	Yds	TD	LG
Troy	2	8	0	10
at South Carolina	0	0	0	0
at Ohio State	7	42	0	13
Tulsa	1	7	0	7
SE Louisiana	3	57	0	42
at Houston	3	15	0	14
East Carolina	2	27	0	19
at Tulane	7	55	0	17
at Southern Miss	1	3	0	3
Marshall	6	37	0	11
Memphis	3	-1	0	9
at UCF	6	52	1	16



85 Marcus Reaves Wide Receiver

6-2 | 190 | R-Freshman
Birmingham, Ala.
(Clay-Chalkville HS)

Will be in his first season at UAB ... attended Idaho State in fall of 2012 and was redshirted before transferring to UAB ... participated in 2013 spring drills as a walk-on wide receiver ... caught four passes for 34 yards in three spring scrimmages.

High School: Attended Clay-Chalkville High School ... had more than 2,300 all-purpose yards at Clay-Chalkville as a two-year starter ... as a senior, he ran for 686 yards on 115 carries and had 29 catches for 353 yards, scoring 12 total touchdowns ... played in AHSAA North-South All-Star Game in July, 2012 and led all rushers with 70 yards on 16 carries.

Personal: Born August 7, 1994 at Birmingham, Ala. ... son of Crystal and Darrin Reaves ... younger brother of current UAB running back Darrin Reaves ... major is undecided.



52 Shaq Roberson Defensive Line

6-4 | 220 | Sophomore
Camp Hill, Ala.
(Reeltown HS)

Saw his first collegiate action in 2012 but only in two games ... originally signed with UAB in 2011.

2012: Saw action in two games (Troy and South Carolina) ... did not have any statistics during season.

High School: Two-time Class 2A Lineman of the Year (2009, 2010) ... named to the 2010 All-State Defensive Team by the Alabama Sports Writers Association (ASWA) ... featured on Scout.com's Alabama's Most Wanted Top 50 list at No. 45 ... listed as one of Opelika-Auburn News' Super 8 prospects for the 2008 season ... recorded 101 total tackles and five sacks last season ... missed three games due to a shoulder injury ... had 152 tackles and 12 sacks in 2009 ... helped lead Reeltown to its first state championship since 2001 ... coached by Jackie O'Neal.

UAB

2013 FOOTBALL

2013 UAB Blazers

Personal: Born Oct. 9, 1991 at Union Springs, Ala. ... son of Yolanda Roberson and Dexter Shaw ... major is liberal arts.



77

Victor Salako
Offensive Line

6-6 | 315 | R-Freshman
Huntsville, Ala.
(Grissom HS)

After a redshirt year in 2012, Salako is expected to compete for significant playing time this fall as he enters his second year at UAB.

2012: Did not see any action at UAB and was redshirted.

High School: Attended Grissom High School ... played defensive line sophomore and junior year, and offensive line as a senior ... a 2011 All-City Second Team offense selection ... recorded 11 pancake blocks and did not allow a sack his senior year ... voted team's best offensive lineman as a senior ... named team's best defensive lineman his sophomore and junior years ... had 58 tackles, including 26 solo takedowns his junior year, adding four sacks, three forced fumbles and two fumble recoveries ... made the A/B honor roll all four years.

Personal: Born Nov. 4, 1993 at Huntsville, Ala. ... son of Kim and Samson Salako ... major is liberal arts.



95

Deric Scott
Defensive Tackle

6-3 | 285 | Senior
Atlanta, Ga.
(Carver HS)

After seeing limited action on defensive front as a true freshman in 2010, Scott saw additional playing time in 2011 and became a starter on the defensive front last season ... enters 2013 season projected as a starter at defensive tackle.

2012: Started in 10 of 12 games for the Blazers ... finished season with 27 total tackles, including 10 solo hits ... also contributed four tackles for loss and a sack ... registered a season-high six tackles in road game at Houston ... had five stops

Derek Slaughter



Scott's Career Statistics

	G	UA	A	Tot	TFL	Yds	Sks	Yds
2010	5	0	1	1	0	0	0	0
2011	12	10	7	17	1.0	1	0	0
2012	12	10	17	27	4.0	6	1.0	2
Totals	29	20	25	45	5.0	7	1.0	2



33

Derek Slaughter
Linebacker

5-11 | 215 | Sophomore
Pelham, Ala.
(Pelham HS/Nebraska)

Will be entering his second season at UAB after transferring from the University of Nebraska ... made significant impact on Blazer special teams and on defense in 2012 in his initial campaign at UAB ... awarded scholarship following the 2012 season ... listed as starter at jack linebacker entering fall camp.

2012: Saw action in all 12 games and started two contests (Tulsa and Marshall) ... was a key contributor in all of UAB's special teams last season ... finished the year with 28 tackles to rank No. 12 on the team ... had 19 solo hits for the Blazers ... recorded season-high five tackles in games vs. Tulsa and Marshall, his two starts during the season ... also posted three tackles against Troy, Houston and East Carolina ... had a tackle for loss in the home victory over the Thundering Herd ... had a sack against Marshall ... registered his first career interception in road win at Southern Miss.

High School: Attended Pelham High School ... was a standout at Pelham where he was named to All-Shelby County team by both Birmingham News and the Shelby County Reporter ... racked up more than 130 tackles during his senior season ... had two interceptions and forced several fumbles ... Slaughter had 128 tackles, five sacks and three interceptions as a junior ... played cornerback as a sophomore.

Personal: Born March 4, 1993 ... son of Kirk and Kim Slaughter ... sister Allison is a senior on the UAB volleyball team in 2013 ... originally grew up in Nebraska before family moved to Alabama when he was in fifth grade ... major is business.

the following week against East Carolina ... posted sacks in contests against the Pirates and Memphis ... had tackles for loss against Troy, Ohio State, East Carolina and Memphis.

2011: Saw action in all 12 games and started first two contests of the season (vs. Florida and Tulane) ... finished year with 17 total tackles.

2010: Appeared in five games (SMU, Troy, Mississippi State, Marshall and Memphis) ... registered one tackle during season.

High School: Attended Carver High School in Atlanta ... another defensive line prospect from Atlanta City Schools, Scott was a standout player for coach Darren Myles ... named a first-team defensive tackle for Atlanta Public Schools All-City Team ... also participated in track and field.

Personal: Born Sept. 3, 1991 at Atlanta, Ga. ... son of Tammy and Deric Scott ... major is liberal arts.

UAB

2013 FOOTBALL

2013 UAB Blazers



12

Nolen Smith
Wide Receiver

6-3 | 205 | Junior
Oneonta, Ala.
(Oneonta HS)

Saw action as a true freshman in 2010 ... can play either wide receiver or tight end position but played primarily at tight end in 2011 ... missed all of 2012 season after suffering offseason injury ... listed as No. 2 at "W" wide receiver position coming out of spring.

2012: Missed entire 2012 season after suffering offseason injury.

2011: Saw action in all 12 games, starting in three contests ... finished season with 19 receptions for 273 yards with a pair of touchdowns (vs. UCF and at Florida Atlantic) ... his 14.4 yards per catch average was second on the team ... best game statistically came in season finale at FAU when he caught four passes for 53 yards with one touchdown ... also had a three-catch/54-yard/one TD performance vs. UCF ... of his 19 receptions on the season, 13 of his catches came in four games (UCF, Marshall, Memphis and Florida Atlantic) ... caught at least one pass in final six games of the season ... had season-long 32-yard reception in victory at Memphis ... caught three passes for 48 yards against the Tigers ... also recorded three receptions (31 yards) at Marshall.

2010: Appeared in all 12 games for the Blazers ... recorded one reception for five yards against SMU ... in addition to reserve duty as a wide receiver, he also saw action on special teams.

High School: Attended Oneonta High School ... two-time all-state honoree by Alabama Sports Writers Association ... named the 2008 Class 4A Back of the Year after tying the state record for receptions in a season with 102 ... earned the 2008 Blount County MVP award ... received all-county first team honors as a junior ... ranks seventh all-time in the state with 205 career receptions ... caught 41 touchdown passes in his career, which ranks eighth in the state record book ... a four-year starter for coach Gardner Gilliland ... also played basketball for the Redskins.

Personal: Born July 22, 1991 at Birmingham, Ala. ... son of Tena and Robert Smith ... major is marketing.

Smith's Career Statistics

Receiving	G	Rec	Yds	TD	Avg.	LG
2010	12	1	5	0	5.0	5
2011	12	19	273	2	14.4	32
Totals	24	20	278	2	13.9	32



65

Dominic Sylvester
Center

6-4 | 315 | Junior
Horseheads, N.Y.
(Alfred State College)

After not seeing any action at UAB in his first year with the Blazers, Sylvester is expected to be in the mix for playing time this coming season ... should provide depth at center position.

2012: Did not see any action in his first season at UAB following his transfer from Alfred State (N.Y.) College ... named to Conference USA Commissioner's Honor Roll.

Junior College: Played one year at Alfred State (N.Y.) College ... projected to play center at UAB ... was a full-time starter at Alfred State as team finished 6-4 and won the Region III championship for the first time in school history ... started all 10 games during his only season at Alfred State. He helped an offense that averaged 338.8 yards per game and allowed only 11 sacks.

High School: Attended Horseheads High School ... the first Horseheads graduate in 15 years to play Division I football ... also was member of wrestling team and played lacrosse at Horseheads.

Personal: Born Feb. 2, 1993 at Elmira, N.Y. ... son of Beth Stronges and Jarrett Sylvester ... major is accounting.



22

D.J. Vinson
Wide Receiver

5-10 | 194 | Junior
Clay, Ala.
(Clay-Chalkville HS)

Was redshirted in 2010 as a true freshman ... expected to compete for playing time at receiver this fall ... will be coming back from injury as he looks to 2013 season ... had solid spring as he caught seven passes for 115

yards in three spring scrimmages.

2012: Did not see any action due to injury.

2011: Played in all 12 games ... caught 11 passes for 97 yards (8.8 avg.) ... was on receiving end of two touchdown passes in last two games of season (vs. Southern Miss and at Florida Atlantic) ... also returned 22 kickoffs for 473 yards (21.5 avg), second-most returns among Blazers ... caught passes in last four games of the season ... registered a pair of receptions in wins at Memphis and at home vs. Southern Miss ... had a season-long 48-yard reception vs. Tulane ... had season-bests vs. Houston in kickoff returns (four) and return yards (99) ... had season-long kickoff return of 42-yards vs. Houston.

2010: Did not see any action and was a redshirted in his first season at UAB.

High School: Attended Clay-Chalkville High School ... named to Birmingham News All-North/East Offensive Team following 2009 season ... led Clay-Chalkville to an 8-2 record in 2009 ... set a school record with over 1,000 all-purpose yards ... also recorded 573 receiving yards and 15 touchdowns for the Panthers ... as a sophomore posted 643 rushing yards on 128 carries and five touchdowns ... also had 36 receptions for 361 yards and two touchdowns ... racked up 151 total yards against Hewitt-Trussville ... coached by Jerry Hood.

Personal: Born March 7, 1992 at Birmingham, Ala. ... son of Sandra and Joseph Vinson ... major is physical education.

Vinson's Career Statistics

Receiving	G	Rec	Yds	TD	Avg.	LG
2011	12	11	97	2	8.8	48
Kickoff Returns	G	No	Yds	Avg	TD	LG
2011	12	22	473	21.5	0	42



90

Chris Walton
Defensive End

6-3 | 260 | Sophomore
Atlanta, Ga.
(Grady HS)

Now in fourth season at UAB, Walton received a medical redshirt in 2010 after injury followed early season action ... solid contributor throughout career ... expected to contend for significant playing time on defensive line as he heads

UAB

2013 FOOTBALL

2013 UAB Blazers

into 2013 season ... listed as No. 2 defensive end coming out of spring practice.

2012: Played in all 12 games, starting nine contests, during the season ... finished the season with 21 tackles, including 12 solo hits ... tied for second on the team in tackles for loss with 7.5 (-18 yards) ... also had 1.5 sacks (-9 yards) ... had one fumble recovery during season (at Houston) ... registered a season-high five tackles in win at Southern Miss ... also had three tackles in season opener vs. Troy and in road contest at Houston ... had a pair of tackles for loss for Southern Miss and Memphis ... had sacks vs. Ohio State and Southern Miss ... named to Conference USA Commissioner's Honor Roll.

2011: Played in 10 games during season ... registered 12 tackles (6 solos, 6 assists) ... recorded a pair of tackles for loss (vs. Tulane and at Tulsa) ... had a season-high four tackles in contest at Marshall ... forced one fumble at Tulsa ... also had a quarterback hurry in contest at East Carolina ... was named to Conference USA Commissioner's Honor Roll.

2010: Saw early action before injury sidelined him for remainder of season ... did not record any statistics.

High School: Attended Grady High School in Atlanta ... recorded 46 tackles and had 12 sacks as a senior ... helped lead Grady to 11-2 record and second round of Class 5A state playoffs ... named to Atlanta Public City School All-City First Team.

Personal: Born Jan. 12, 1992 at Atlanta, Ga. ... son of Val and Coaltrill Walton ... major is communication studies.

Walton's Career Statistics

	G	UA	A	Tot	TFL	Yds	Sks	Yds	QBH	FF
2011	10	6	6	12	2.0	2	0	0	1	1
2012	12	12	9	21	7.5	18	1.5	9	2	0
Totals	22	18	15	33	9.5	20	1.5	9	3	1



37 Shalin Waterford Safety

5-11 | 190 | Sophomore
Harvest, Ala.
(Sparkman HS)

In third season at UAB ... was redshirted in 2011 ... provides depth to secondary.

2012: Played in 10 games ... did not record any tackles during the season.

2011: Did not see any action and was redshirted ... was named to Conference USA Commissioner's Honor Roll.

High School: Attended Sparkman High School ... recorded 63 total tackles during his senior season, including 30 solo stops ... registered one interception in 2010 ... as a junior, he registered 52 total tackles ... three-year member of the varsity.

Personal: Born Nov. 25, 1992 at St. Louis, Mo. ... son of Karen and Ronald Waterford ... major is health-related programs.



91 Diaheem Watkins Defensive End

6-4 | 258 | Junior
Brent, Ala.
(Bibb County HS)

Saw immediate action as a true freshman in 2011 and started every game ... coming off injury that caused him to miss final five games of 2012 season ... expected to be back in the fold and be one of the Blazers' leaders on the defensive front this fall.

2012: Started first seven games of the season before suffering season-ending injury ... recorded 32 tackles to tie for No. 8 on the team despite missing five contests ... recorded four tackles for loss (-17 yards) and 1.5 sacks (-9 yards) ... also had a pass breakup (at Houston) ... registered season-high nine tackles against Southeastern Louisiana ... had eight tackles at Houston ... had six tackles in home game vs. Tulsa ... recorded five tackles in the season opener vs. Troy.

2011: Finished season tied for 10th on team in tackles with 31 ... started all 12 games for the Blazers ... had 18 solo tackles ... recorded 2.5 tackles for loss for minus 15 yards ... registered 1.5 sacks for minus 14 (vs. Mississippi State, Southern Miss and Florida Atlantic) ... had sacks against Mississippi State and Southern Miss ... season-high five tackles in final game at Florida Atlantic ... also had four stops against East Carolina,



Diaheem Watkins

Tulsa and Southern Miss.

High School: Attended Bibb County High School ... named the Class 4A Lineman of the Year in 2010 by the Alabama Sports Writers Association (ASWA) ... also tabbed to the All-State Defensive First Team by the ASWA ... selected to the ASWA's Super 12 Team ... led a Bibb County defense that held opponents to 10 points or less in 11 of 14 games in 2010 and recorded six shutouts ... featured on Scout.com's Alabama's Most Wanted Top 50 players list at No. 46 ... named a Class 4A West Alabama All-Star by the Tuscaloosa News ... recorded 52 tackles, 8.5 sacks, seven forced fumbles and one fumble recovery in 2009 ... coached by Mike Battles, ASWA's 2010 Class 4A Coach of the Year.

Personal: Born April 24, 1993 at Brent, Ala. ... son of Wendy Watkins and Elijah Taylor ... major is liberal arts.

Watkins' Career Statistics

	G	UA	A	Tot	TFL	Yds	Sks	Yds	QBH	FF
2011	12	18	13	31	2.5	15	1.5	15	1	0
2012	7	14	18	32	4.0	17	1.5	9	1	0
Totals	19	32	31	63	6.5	32	3.0	24	2	0

UAB

2013 FOOTBALL

2013 UAB Blazers



14
Cortez Webb
Cornerback
6-2 | 189 | Senior
Wichita, Kan.
(Butler County CC)

Coming off first season at UAB ... enrolled at UAB in January, 2012 and participated in spring drills ... made definite contribution to Blazer secondary ... after playing in 10 games and seeing regular duty, expected to play key role again this coming season.

2012: Saw action in 10 games during season and started one (Marshall) ... finished the season with 19 tackles, including 12 solo hits ... recorded at least one tackle in every game except the season finale at UCF ... posted a season-high five tackles in home game vs. Memphis ... had three tackles against Troy and South Carolina and had a pair of tackles vs. East Carolina or Marshall.

Junior College: Played for coach Troy Morrell at Butler Community College, one of the most successful junior college programs in the country ... part of Butler teams that finished 11-1 with region and conference championships in both 2010 and 2011 ... the 2010 team finished the season ranked No. 2 nationally ... posted 25 tackles with three interceptions, including one returned for a touchdown, as a sophomore in 2011 ... played in five games and logged one interception as a freshman in 2010.

High School: Attended Wichita East High School ... completed his prep career at Wichita East High School in Kansas in 2008 ... selected honorable mention on the Greater Wichita Athletic League All-City Team.

Personal: Born Feb. 27, 1990 at Wichita, Kan. ... son of Jennifer Word and Alex Webb ... major is communications management.

Webb's Career Statistics

G	UA	A	Tot	TFL	Yds	Sk	Yds	QBH	FF	FR
2012	10	12	7	19	0	0	0	0	0	0



34
Daniel White
Linebacker
6-2 | 234 | Senior
Apopka, Fla.
(Hargrave Military Institute)

Originally signed with UAB in February, 2008 but attended Hargrave Military Institute in Chatham, Va. in fall of 2008 ... after signing again with the Blazers, White was an enrollee in January, 2009 and participated in spring practice, 2009 ... saw action at linebacker in 2009 in his first season at UAB but was moved to defensive end following 2010 spring practice ... moved back to linebacker for 2010 season ... made 16 starts in first two seasons at UAB ... re-joined team for 2012 spring practice after Garrick McGee became head coach but he suffered knee injury that would sideline him for entire 2012 season ... if healthy, can be significant contributor to Blazer linebackers and defensive unit.

2012: Did not see any action for the Blazers due to injury suffered in 2012 spring drills.

2011: Played in first game of season (at Florida) and had six tackles ... did not see action the remainder of the fall.

2010: Appeared in all 12 games and started nine of those ... finished season as Blazers' fourth-leading tackler with 55 stops, including 36 solo hits ... registered a season-high 10 tackles against Marshall ... also had nine stops in UAB's road contest at Tennessee ... also recorded seven tackles against Memphis ... posted 6.5 tackles for loss (40 yards) to rank No. 4 on team ... had season-best two tackles for loss against Mississippi State and Southern Miss ... also notched 2.5 sacks (21 yards) ... forced one fumble against Southern Miss ... registered his first career interception in season finale against Rice and returned it 21 yards.

2009: Made impact in first season at UAB ... saw action in all 12 games and started seven of those at "mike" linebacker ... earned spot on Conference USA All-Freshman Team ... ranked No. 6 on team in tackles with 43 stops ... had five tackles for loss (17 yards) ... also added 2.5 sacks (15 yards) ... recorded season-high eight tackles

vs. East Carolina and seven against Southern Miss ... also had five stops against Marshall.

High School: Attended Hargrave Military Institute ... ranked as No. 43 "prep school" prospect on Rivals.com 2009 rankings ... attended Apopka High School where he played linebacker ... was a three-year starter for the Blue Darts ... recorded 60 tackles and one interception his senior season ... helped his team record a 12-2 record and reach the Florida Class 6A State semifinals his senior season ... was selected to play in the Central Florida All-Star Game and was named the game's defensive MVP ... was a member of a defense his senior season that held opponents to an average of 13.4 points per game ... his junior season the Blue Darts went 9-3, and 5-0 in conference ... coached by Rick Darlington.

Personal: Born March 15, 1990 at Orlando, Fla. ... son of Lesa and Fred White ... major is Individually Designed.

White's Career Statistics

G	UA	A	Tot	TFL	Yds	Sk	Yds	Int	FF	FR
2009	12	16	27	43	5	17	2.5	15	0	1
2010	12	36	19	55	6.5	40	2.5	21	1	1
2011	1	3	3	6	0	0	0	0	0	0
Totals	25	55	49	104	11.5	57	5.0	36	1	2



15
Jackie Williams
Wide Receiver
5-11 | 190 | Senior
Prichard, Ala.
(Vigor HS)

Enters fourth season at UAB and returns as the Blazers' leading returning receiver ... after outstanding true freshman campaign in 2010 that saw him lead all Conference USA freshmen in receptions (30), Williams came back in 2011 with nearly twice as many catches ... has been consistent performer throughout his career ... has caught a pass in all 35 games that he has played in at UAB, the longest active streak among returning receivers in the NCAA ... has 140 catches in three seasons to rank No. 4 on Blazers' career receptions list ... also ranks No. 4 all-time for the Blazers in receiving yards with 1,733 ... has provided excellent play as punt and kick returner during career ... his 2,511 career all-purpose

UAB

2013 FOOTBALL

2013 UAB Blazers



Jackie Williams

yards rank No. 9 in the Blazer record book ... listed as No. 1 at "Z" wide receiver position entering fall camp.

2012: Was UAB's leading receiver with 52 catches for 799 yards and one receiving touchdown ... averaged 15.4 yards per reception ... his 52 receptions is sixth-highest season total in Blazer history while his 799-yard total is the seventh-best ... extended reception streak to 35 consecutive games with at least one catch in games in which he has played at UAB ... began season with a 157-yard performance (on six catches) in first contest of campaign vs. Troy ... also had 143 receiving yards (on six receptions) with a touchdown in road game at Tulane ... finished season with eight receptions at UCF for 55 yards ... fewest receptions in a game were two (at Houston and in a home game vs. Marshall) ... had a career-long reception of 63 yards in road game at Tulane ... finished with 10 kick returns for 227 yards and had 14 punt returns for 132 yards ... returned a punt 79 yards for a touchdown in home victory over Marshall ... the 79-yard punt return was longest in Conference USA during 2012 season ... had a 53-yard kickoff return at South Carolina, his longest kickoff return of career.

2011: Saw action in 11-of-12 games for the Blazers, missing only the contest at Memphis ... started the first nine games of the season ... led team in receptions (58) and receiving yards (607) ... his 58 receptions last season rank as the fourth-highest single-season total in UAB history ... did not record a receiving touchdown in 2011 though he had three rushing (at East Carolina, vs. UCF and at Florida Atlantic) ... established a single-game career high for catches with 10 vs. UCF to tie for the fourth-highest single-game total in Blazer history ... had eight grabs for 89 yards in contest at Troy ... also posted seven catches in games at East Carolina and Tulsa ... posted a season-long 39-yard reception in season finale at Florida Atlantic ... had four games during season with more than 75 receiving yards ... rushed 13 times for 81 yards with three rushing touchdowns ... averaged 6.2 yards per carry ... had a long rush of 25 yards in final game of season ... totaled 208 all-purpose yards in contest at Troy, including 99 on punt returns ... averaged 11.0 yards on 12 punt returns during the season ... registered a 91-yard punt return at Troy ... returned three kickoffs for 57 yards.

2010: In his first season in the Green & Gold, Williams pulled down 30 receptions for 327 yards (10.9 average) ... tied for second on team with four receiving touchdowns ... also had one rushing touchdown (vs. Troy) ... earned a spot on the Conference USA All-Freshman Team ... had at least one reception in all 12 games during the season ... had breakout game in third contest of the season against Troy as he had six receptions for 114 yards with two touchdown catches ... had three total TDs vs. Troy — all in the second half — with receiving scores of 36 and 44 yards and a rushing touchdown of four yards ... caught game-winning 44-yard 'Hail Mary' pass from QB Bryan Ellis on final play of game vs. Troy to give the Blazers a 34-33 come-from-behind win ... had 13 rushes on the season for 45 yards with one touchdown ... returned three kickoffs for 90 yards with long return of 32 yards vs. East Carolina ... had three punt returns for 14 yards.

High School: Attended Vigor High School ... regarded among top receivers in the state ... signed with the Blazers in late March, 2010 ... as a prep senior at Vigor High School, Williams totaled more than 1,000 all-purpose yards and seven touchdowns

... had 25 receptions for 573 yards while rushing for 340 yards on 32 attempts ... also had an 80-yard punt return for a touchdown ... also participated in track and field at Vigor ... transferred to Vigor from Mary G. Montgomery prior to senior year.

Personal: Born Dec. 15, 1991 at Mobile, Ala. ... son of Loretta and Jack Williams ... major is communications management.

Williams' Career Statistics

Receiving	G	Rec	Yds	TD	Avg.	LG
2010	12	30	327	3	10.9	44
2011	11	58	607	0	10.5	39
2012	12	52	799	1	15.4	63
Totals	35	140	1733	4	12.4	63



50 Daron Wright Defensive Tackle

6-2 | 271 | Sophomore
Atlanta, Ga.
(Grady HS)

Did not see any action in 2012 ... expected to see first collegiate action this fall ... was redshirted in 2011 ... listed as No. 2 defensive tackle coming out of spring practice.

2012: Did not see any action.

2011: Did not see any action and was redshirted.

High School: Attended Grady High School ... earned honorable mention Class 3A All-State honors in 2010 ... named to the Atlanta Public Schools' All-City Defensive Second Team ... had 11 tackles and three quarterback pressures in Grady's 17-6 win over Cedar Grove, which was held to 35 yards rushing ... helped lead the Knights to the 5-AAA region title ... named his team's Defensive MVP ... coached by Ronnie Millen.

Personal: March 10, 1993 at Atlanta, Ga. ... son of Tondee Hayden and Darryl Wright ... major is biology.

2013 Blazer Signees

Name	Pos.	Ht.	Wt.	Hometown (Previous School)
** Jeremiah Briscoe	QB	6-4	215	Houston, Texas (Stratford HS)
Ervin Alston	LB	6-2	215	Jacksonville, Fla. (Fleming Island HS)
James Caligone	CB	6-0	190	Tulsa, Okla. (Booker T. Washington HS)
Jalan Coleman	LB	6-3	210	Daphne, Ala. (Daphne HS)
Kingsley Ejike	DE	6-3	230	Covington, Ga. (Newton HS)
Brandon Fuller	LB	6-1	220	Birmingham, Ala. (Clay-Chalkville HS)
J.J. Green	WR	6-2	180	Florence, Ala. (Florence HS)
Tristan Henderson	TE	6-4	265	Los Alamitos, Calif. (Cerritos College)
Jordan Howard	RB	6-1	228	Gardendale, Ala. (Gardendale HS)
Maudrecus Humphrey	WR	6-3	185	Hoover, Ala. (Univ. of Arkansas)
Vincent Hunter	OL	6-4	325	Memphis, Tenn. (Whitehaven HS)
Je'Niah Jackson	LB	6-1	200	Hoover, Ala. (Spain Park HS)
Nick Jackson	SAF	6-2	205	Birmingham, Ala. (Wenonah HS)
Jimmy Jean	CB	6-3	180	Pompano Beach, Fla. (Arkansas Baptist)
Tajh Lowe	SAF	5-11	180	Tulsa, Okla. (Booker T. Washington HS)
Greg Maclin	SAF	6-3	185	Tanner, Ala. (Tanner HS)
T.J. McCollum	SAF	6-3	205	Birmingham, Ala. (Clay-Chalkville HS)
Myles McKee	QB	6-3	210	Asheville, N.C. (Sierra (Calif.) College)
Rodney Morris	WR	6-3	215	Alpharetta, Ga. (Alpharetta HS)
Jordan Petty	CB	5-10	180	Florence, Ala. (Florence HS)
Zach Sims	OL	6-2	290	Homewood, Ala. (Homewood HS)
Andra Smith	DT	6-4	305	Memphis, Tenn. (Whitehaven HS)
Jamari Staples	WR	6-4	190	Lineville, Ala. (Central HS)

** Enrolled at UAB in January, 2013; bio included in returning player section

2013 Blazer Signees

Ervin Alston, LB

6-2, 215 ■ Jacksonville, Fla. (Fleming Island HS)

Played both linebacker and fullback at Fleming Island High School ... was named second-team Class 8A-7A All-State by Sun-Sentinel ... team went 14-1 in his sophomore season and finished ranked No. 14 in the FHSAA Class 7A standings ... a first-team All-First Coast selection in his senior season ... totaled 87 tackles, including seven tackles for loss in 2012 ... a two-star recruit according to Rivals.com and 247sports.com ... finished fourth in both the broad jump (9'8") and vertical jump (37") in the Flavarsity.com/Red Zone Florida Skills Combine Challenge.

James Caligone, CB

6-0, 190 ■ Tulsa Okla. (Booker T. Washington HS)

Three-year starter for head coach Marvin Dantzer at Booker T. Washington High School ... played mostly cornerback but also saw time at free safety, running back and quarterback ... recorded 34 tackles and led the team with five interceptions in 2012 ... listed as No. 25 prospect in Oklahoma by The Oklahoman heading into senior year ... played one game at quarterback, scoring on an 86-yard rushing play ... had 12 rushes on the year and averaged 7.5 yards per carry ... the team's leader in kickoff returns, averaging 9.0 yards per return ... All-Oklahoma Honorable Mention selection in his senior season ... a starter for the 2010 Class 5A Oklahoma State Champions in his sophomore season ... was on the track and field team and was a state qualifier in the 4X100 meters relay ... ran a 4.49 in the 40-yard dash and boasts a 32" vertical leap ... member of Booker T. Washington's strength club.

Jalan Coleman, LB

Linebacker

6-3, 210 ■ Daphne, Ala. (Daphne HS)

Starting outside linebacker for head coach Glenn Vickery ... team finished 8-4 and 6-1 in league play during senior season and ranked 13th in the state ... named a Baldwin All-County selection this past season ... totaled 131 tackles, featuring 83 solo stops, 10 pass break ups, eight tackles for loss and four-and-a-half sacks as a senior ... was twice named team defensive player of the week this past season ... Trojans finished a perfect 15-0 his sophomore season en route to claiming the Class 6A State Championship.

Kingsley Ejike, DE

6-3, 230 ■ Covington, Ga. (Newton HS)

A first-team Region 2-AAAAA selection by the region's head coaches as a senior at Newton High School ... led team in tackles with 87 and also had 21.5 tackles for loss, 15 sacks, two fumble recoveries and one forced fumble as a senior ... recorded three sacks in games vs. Druid Hills, Rockdale and Morrow ... recorded season-high 17 tackles against state power Valdosta ... helped lead Newton to state AAAAA playoff appearance ... as a junior, Ejike registered 79 tackles with 57 solo hits ... also contributed 9.5 sacks, a forced fumble and a blocked field goal ... had season-high 11 tackles against Eastside with a sack.

Brandon Fuller, LB

6-1, 220 ■ Birmingham, Ala. (Clay-Chalkville HS)

Played for head coach Jerry Hood at Clay-Chalkville High School ... a three-year starter who helped his team to a first-place finish in the 2012 AHSAA 6A Region 7 standings in his senior season ... played outside linebacker, averaging 5.5 tackles per game in his junior year before totaling 40 overall tackles in his senior campaign ... participated in the Alabama-Mississippi All-Star Game, where he recorded one tackle ... a 2011 Birmingham News All North/East Honorable Mention selection ... a two-star recruit by Rivals.com ... helped his team to the semifinals of the AHSAA 6A state playoffs ... high school teammate of fellow UAB commit T.J. McCollum and current Blazers Darrin Reaves and D.J. Vinson.

J.J. Green, WR

6-2, 180 ■ Florence, Ala. (Florence HS)

A standout receiver prospect from north Alabama, Green was named a Class 6A honorable mention all-state selection by the Alabama Sports Writers Association (ASWA) following his senior season ... caught 34 passes for 409 yards and five touchdowns as a senior ... an all-area selection by Florence Times-Daily ... coached by Jamey DuBose at Florence in 2012 ... as a junior, he caught 52 passes with nine touchdowns ... also is member of Florence basketball team and track squad.

Tristan Henderson, TE

6-4, 265 ■ Los Alamitos, Calif. (Cerritos College)

Will have two years remaining at UAB after transferring from Cerritos College in Norwalk, Calif. ... caught 11 passes for 91 yards and one touchdown in 2012 for the Falcons ... fourth-leading receiver (in receptions) for team in 2012 ... had long reception of 21 yards ... also caught two-point conversion ... coached by Frank Mazzotta at Cerritos ... listed by 247Sports as one of Top 25 junior college tight ends for 2013 ... played in two games in 2011 and registered one reception (a touchdown vs. Long Beach City College) for 14 yards ... Cerritos won 2011 Central Conference championship.

Jordan Howard, RB

6-1, 228 ■ Gardendale, Ala. (Gardendale HS)

A three-year starter at running back for coach Chris Fancher ... rushed a team-best 138.6 yards per game ... was tabbed Birmingham News North/East Player of the Year after rushing for 1,388 yards and 21 touchdowns in 10 games ... finished his senior season with six multi-touchdown games ... the Rockets finished with a 7-4 record and a trip to the Class 6A playoffs ... amassed 2,876 yards on 380 carries in his two varsity seasons ... named a Class 6A all-state honorable mention selection by Alabama Sports Writers Association (ASWA) in 2011.

2013 Blazer Signees

Maudrecus Humphrey, WR

6-3, 185 ■ Hoover, Ala. (Univ. of Arkansas)

Former player at the University of Arkansas, Humphrey attended Hoover High School south of Birmingham ... will have two years of eligibility remaining ... at Arkansas, Humphrey appeared in 13 games during his career there and returned six kickoffs for a total of 111 yards ... saw action all 13 games in 2010, primarily on special teams ... returned three kickoffs for 49 yards in Arkansas' 31-24 win at Georgia ... the next week, he returned three kickoffs for a total of 62 yards vs. Alabama ... made one tackle on kickoff coverage at Auburn ... recovered one fumble vs. LSU ... had outstanding prep career at Hoover HS ... was standout wide receiver who helped lead Hoover to 15-1 record and the Class 6A state championship as a senior under coach Josh Niblett ... was listed as the No. 85 wide receiver nationally by Rivals.com and No. 34 in the state of Alabama ... was selected to play in the Mississippi/Alabama All-Star game for his efforts during his final year ... in 2009, he had 67 receptions for 1,011 yards and 13 touchdowns ... was an honorable mention all-state selection by the ASWA as a junior when he caught 47 passes for 808 yards and scored 10 touchdowns ... had a 17.2 yard average per catch and a long of 82 yards for the Buccaneers, who finished as the Class 6A state runner-up in 2008. Humphrey also competed on the track team ... his father, Bobby Humphrey, was star running back at Alabama and later in the NFL.

Vincent Hunter, OL

6-4, 325 ■ Memphis, Tenn. (Whitehaven HS)

A three-star prospect according to ESPN.com and 247sports.com ... ranked as the No. 15 overall prospect in the state of Tennessee and the No. 52-ranked offensive guard in the country according to ESPN.com ... was an All-District 16 AAA performer in each of his last two years at Whitehaven High School ... an All-Shelby Metro performer in his junior and senior seasons ... an all-state performer in the state of Tennessee in 6A football as a senior... voted team captain and Most Valuable Player for the 2012 squad that won the Class 6A TSSAA State Championship ... teams went a combined 29-1 in his last two seasons at Whitehaven High School ... won the scholar-athlete award for the highest GPA on his high school team.

Je'Niah Jackson, LB

6-1, 200 ■ Hoover, Ala. (Spain Park HS)

Played under head coach Chip Lindsey at Spain Park High School ... led team in tackles his junior and senior seasons ... had 67 solo tackles and 39 assists for a total of 106 tackles with 13 tackles for a loss, six sacks, three fumble recoveries, and two interceptions his senior season ... recorded 91 tackles, 11 tackles for a loss, and three interceptions as a junior in 2011 ... picked up 95 tackles his sophomore season ... honorable mention all-state linebacker ... named All-County his junior and senior seasons by the Shelby County Reporter ... named first-team all-over the mountain by the Over The Mountain Journal his junior and senior seasons ... helped lead his team to a 10-4 record and their first Class 6A Region 4 Championship as a senior in 2012.

Nick Jackson, SAF

6-2, 205 ■ Birmingham, Ala. (Wenonah HS)

A versatile player who excelled on both sides of the ball for Wenonah ... rushed for 454 yards and recorded 246 receiving yards with 10 total touchdowns ... also recorded 38 tackles on defense with 11 sacks ... also had 11 all-purpose touchdowns as senior ... named to Birmingham News All-West Team ... had 12 tackles with five sacks and three tackles for loss vs. Huffman ... named honorable mention Class 5A all-state after senior season ... same high school as former UAB all-conference quarterback and current Minnesota Viking Joe Webb.

Jimmy Jean, CB

6-3, 180 ■ Pompano Beach, Fla. (Arkansas Baptist)

Will have two years of eligibility remaining after attending Arkansas Baptist ... named as Arkansas Baptist's 2012 College Player of the Year by the Little Rock Touchdown Club (LR TD Club presents Player of the Year Award to each of the 11 state colleges) ... recorded 54 tackles during season (41 solo hits and 13 assists) ... also registered one sack, three interceptions (59 yards), three fumble recoveries and a forced fumble as a sophomore ... coached at Arkansas Baptist by Richard Wilson ... during his freshman season at Arkansas Baptist in 2011, Jean had 25 tackles in five games ... also registered a 33-yard interception return for a touchdown ... had a fumble return for 48 yards and a forced fumble as a junior ... attended Blanche Ely High School.

Tajh Lowe, SAF

5-11, 180 ■ Tulsa Okla. (Booker T. Washington HS)

A three-year letter winner under head coach Marvin Dantzler at Booker T. Washington High School ... two-star prospect according to 247sports.com ... recorded 35 tackles and recovered three fumbles in his senior season ... helped his team to a class 5A state championship in his sophomore campaign ... team made it to the first round of the playoffs as one of the smallest 6A schools in the state of Oklahoma in his senior season ... member of his high school's strength club ... boasts a 33" vertical leap ... a junior instructor for Tae Kwon Do and a member of the National Honor Society.

Greg Maclin, SAF

6-3, 185 ■ Tanner, Ala. (Tanner HS)

Starting defensive back helped lead his team to a perfect 15-0 record during senior season at Tanner High School ... a first-team Alabama Sports Writers Association went 7-0 in league play...totaled 28 receptions for 600 yards ... collected 42 tackles and five interceptions, including two for touchdowns ... had eight tackles to help defeat Washington County to win the Class 2A State Championship ... Rattlers finished ranked 14th in the state ... played under head coach Laron White ... Tanner High School was one of two schools in the state of Alabama to finish undefeated last season ... named a Class 2A first-team all-state player by the Alabama State Writers Association ... also named News Courier All-County and Decatur Daily All-Area...earned News Courier Player of the Week honors on Sept. 19 by scoring a touchdown on both offense and defense ... also plays forward on the basketball team.

2013 Blazer Signees

T.J. McCollum, SAF

6-3, 205 ▪ Birmingham, Ala. (Clay-Chalkville HS)

A three-star prospect by Rivals.com ... as a senior, he recorded 56 tackles with three interceptions ... played receiver in his sophomore season before switching to the defensive backfield ... recorded 55 tackles and five interceptions in his junior season ... posted 46 tackles, averaging 4.6 per game, in 2012 ... team finished atop the AHSAA 6A Region 7 standings before falling in the semifinals of the state playoffs during his senior season ... high school teammate of fellow UAB signee Brandon Fuller as well as current Blazers Darrin Reaves and D.J. Vinson.

Myles McKee, QB

6-3, 210 ▪ Asheville, N.C. (Sierra (Calif.) College)

A late signee for the Blazers ... will have two years of eligibility remaining ... comes to UAB from Sierra College in California ... he passed for 2,266 yards and 29 touchdowns last season at Sierra ... threw 16 interceptions as a sophomore ... set school records at Sierra for touchdowns in a season, as well as single-game marks of 425 yards passing and six touchdown passes (vs. Sacramento City College) ... led Sierra to an appearance in the Bulldog Bowl, its first bowl appearance since the 2007 season ... spent a year at Fork Union Military Academy before walking on at Tennessee ... attended Roberson (N.C.) High School ... as a senior at Roberson, he passed for 1,503 yards and 18 touchdowns with only seven interceptions... best game as a senior was against Tuscola when he passed for 338 yards and five touchdowns.

Rodney Morris, WR

6-3, 215 ▪ Alpharetta, Ga. (Alpharetta HS)

Played senior season at Alpharetta High School after attending 9th-11th years at Wesleyan High ... versatile player who saw action at wide receiver, tight end, linebacker and defensive back ... caught 30 passes for 500-plus yards as a senior ... also plays basketball at Alpharetta.

Jordan Petty, CB

5-10, 180 ▪ Florence, Ala. (Florence HS)

Three-year letterwinner under head coach Jamey DuBose at Florence High School ... named first-team defense by The Times Daily ... named team captain his Senior season ... high school teammate of fellow UAB signees JJ Green ... Petty is one of four Florence players to have committed to NCAA DI schools ... he recorded 24 solo tackles, 16 assists, three interceptions, and had eight pass breakups his senior season ... awarded the Joe Grant Award at team banquet for leadership both on and off the field.

Zach Sims, OL

6-2, 290 ▪ Homewood, Ala. (Homewood HS)

Local product from nearby Homewood High School ... was a Class 5A honorable mention all-state selection by the Alabama Sports Writers Association (ASWA) ... also was tabbed to The Birmingham News All-Hoover/South Team as a senior and was a member of 2012 Birmingham News All-Metro Preseason Team for 2012 ... the anchor of the Homewood offensive line, Sims graded out at 96 percent for his senior season and did not yield a sack ... participated in the Alabama/Mississippi All-Star Game at Montgomery in December (one of only six Birmingham area players in the game)... named a captain for his team following senior season and also was tabbed Homewood's "Best Offensive Lineman" ... as a junior, he was a honorable mention selection to Birmingham News All-Hoover/South Team ... also is an outstanding wrestler, qualifying for Class 5A State Tournament as a freshman and junior.

Andra Smith, DT

6-4, 305 ▪ Memphis, Tenn. (Whitehaven HS)

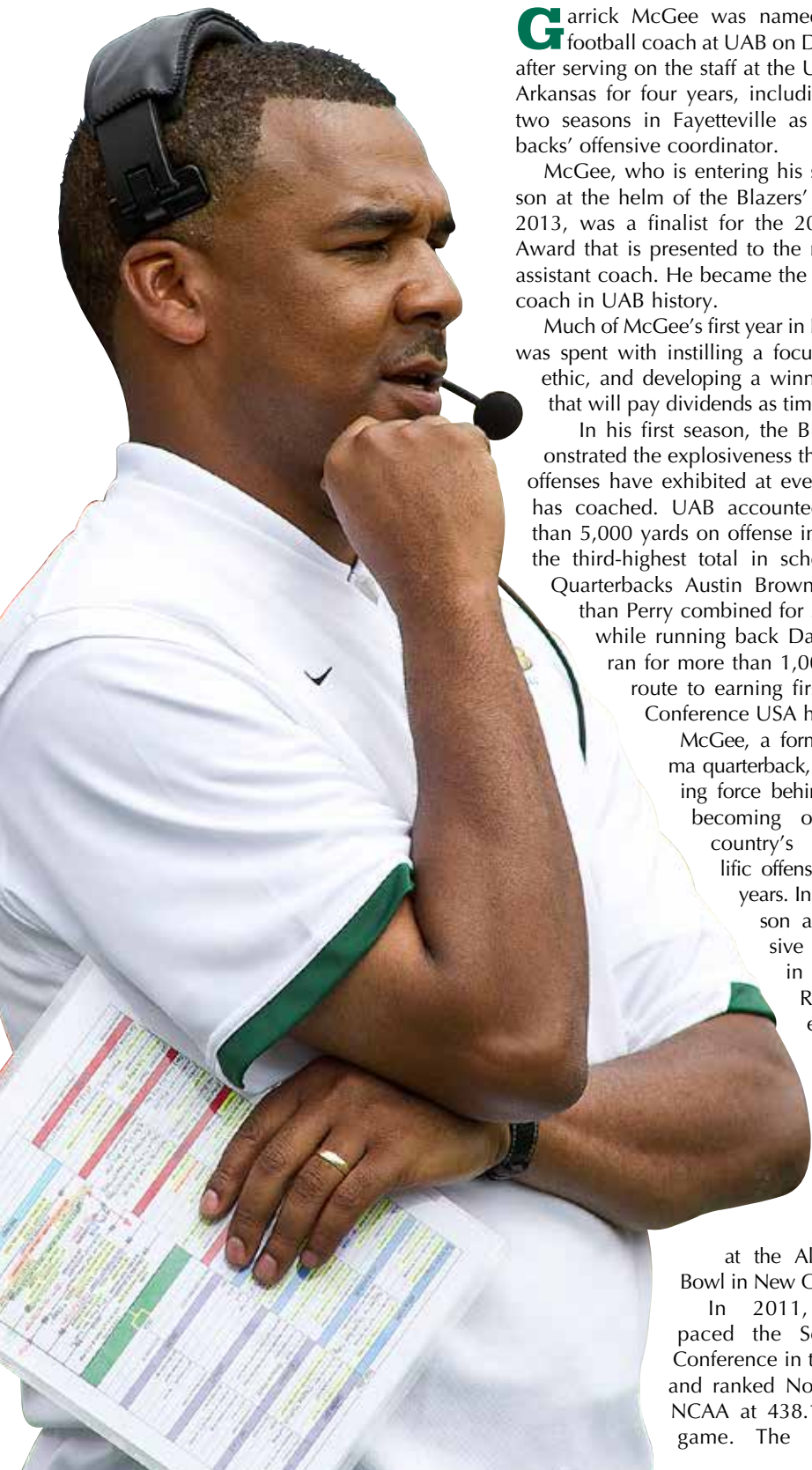
Teams went a combined 29-1 in his last two seasons at Whitehaven High School ... played defensive tackle for a squad that went 15-0 and won the TSSAA 6A State Championship in 2012 ... ranked No. 29 overall on 247sports.com's state of Tennessee football recruiting rankings ... the same publication ranks him as the No. 82 overall defensive tackle prospect in the country ... an all-district selection for District 16 AAA in the state of Tennessee ... recorded 30 tackles, 10 tackles for loss and had two fumble recoveries in his senior season ... was an All-Shelby Metro selection in 2012 and participated in the Toyota East-West Tennessee All-Star Game.

Jamari Staples, WR

6-4, 190 ▪ Lineville, Ala. (Central HS)

An outstanding, rangy prospect from Central High School in Clay County ... played on both sides of the ball at Central but expected to play wide receiver at UAB ... was named a Class 4A first-team all-state selection by Alabama Sports Writers Association (ASWA) ... listed as No. 47 prospect in Alabama by Rivals ... named to Anniston Star All-Area squad ... registered 574 receiving yards and three touchdowns ... on the defensive side, he recorded 41 tackles and four interceptions ... played for Clay County High School up until senior year when Clay merged with Lineville into one school.

Head Coach Garrick McGee



Garrick McGee was named the head football coach at UAB on Dec. 4, 2011 after serving on the staff at the University of Arkansas for four years, including his final two seasons in Fayetteville as the Razorbacks' offensive coordinator.

McGee, who is entering his second season at the helm of the Blazers' program in 2013, was a finalist for the 2011 Broyles Award that is presented to the nation's top assistant coach. He became the fourth head coach in UAB history.


Much of McGee's first year in Birmingham was spent with instilling a focus and work ethic, and developing a winning culture, that will pay dividends as time goes on.

In his first season, the Blazers demonstrated the explosiveness that McGee's offenses have exhibited at every place he has coached. UAB accounted for more than 5,000 yards on offense in registering the third-highest total in school history.

Quarterbacks Austin Brown and Jonathan Perry combined for 3,706 yards while running back Darrin Reaves ran for more than 1,000 yards en route to earning first-team All-Conference USA honors.

McGee, a former Oklahoma quarterback, was a leading force behind Arkansas becoming one of the country's most prolific offenses in recent years. In his first season as the offensive coordinator in 2010, the Razorbacks earned the school's first BCS appearance in program history as the season culminated at the Allstate Sugar Bowl in New Orleans.

In 2011, Arkansas paced the Southeastern Conference in total offense and ranked No. 29 in the NCAA at 438.1 yards per game. The Razorbacks



also ranked first in the SEC and 13th nationally in passing offense (300.7 ypg) and were first in the league and 15th in the country in scoring offense (36.7 ppg).

The Arkansas offense escalated to an unprecedented level after McGee became the offensive coordinator in 2010. The unit set 11 UA single-season records in his first season, among those total yards (6,273), passing yards (4,338) and passing touchdowns (36).

Arkansas had three offensive players selected in the 2011 NFL Draft. Quarterback Ryan Mallett was chosen by the New England Patriots, tight end D.J. Williams was taken by the Green Bay Packers and offensive tackle DeMarcus Love was picked by the Minnesota Vikings.

McGee was instrumental in the development of Mallett, who broke 45 Arkansas records in his two seasons and became just the third SEC quarterback to top 3,500 passing yards in back-to-back seasons and the fourth in conference history to eclipse 3,000 passing yards and 30 passing touchdowns in consecutive seasons.

In 2010, Arkansas added a new element with a dynamic rushing attack to coincide with its potent passing game. For the first time in school history, the Razorbacks featured a 3,000-yard passer and a 1,000-yard rusher. Running back Knile Davis finished the season with 1,322 rushing yards, the fourth-highest single-season rushing total in program history, and was named to the AP's All-SEC first team.

Head Coach Garrick McGee

Arkansas was the only school in the NCAA with a 3,000-yard passer, a 1,000-yard rusher and five 600-yard receivers.

Williams was named a finalist for the Sullivan Award, presented annually to the best amateur athlete in the U.S., and was a first-team All-SEC performer. Williams also won the Mackey Award as college football's best tight end and the Disney Spirit Award, given to college football's most inspirational player, team or figure, in 2010, becoming the first Razorback to collect either award.

Before joining the staff at Arkansas, McGee spent four seasons (2004-07) at Northwestern University, where he was the receivers and punt return coach his first two seasons and the quarterbacks coach and offensive coordinator in 2006 and 2007. Directing the Wildcats' spread offense, McGee's 2007 unit led the Big Ten and was No. 11 in the nation in passing (307.9 yards per game) and led the Big Ten and was No. 31 in the country in total offense (427.7 yards per game).

In 2005, his Northwestern receiving corps had three wideouts ranked in the top 10 on the Big Ten season receptions list for the first time in school history. The Wildcats became just the second team in Big Ten history to average more than 500 yards per game with 500.3 per contest, which ranked fourth nationally. They also led the Big Ten and ranked seventh in the nation with 306.8 yards passing per game. His first season at Northwestern, Wildcat receivers averaged 237.3 yards per game, NU's best since 2001. He coached two All-Big Ten receivers in Mark Philmore and Shaun Herbert.

McGee was the receivers and kickoff return coach for head coach John Robinson

at UNLV in 2003.

In 2002, he was the receivers coach at Toledo, helping the Rockets earn a spot in the Motor City Bowl with a Mid-American Conference West Division title. Toledo was fifth in the nation in total offense with 472 yards per game, setting school records for total offense (6,752 yards) and passing yards (3,611).

A native of Tulsa, Okla., McGee began his coaching career at Langston (Okla.) University where from 1996-98 he coached defensive backs before moving to quarterbacks, receivers and special teams.

He was the receivers and kickoff return coach at Northern Iowa in 1999, helping UNI set school records for total offense (5,253 yards) and passing yards (3,722). In 2001 and 2002, he was an offensive assistant and quality control coach with the NFL's Jacksonville Jaguars. He worked as an assistant to then-quarterbacks coach Bobby Petrino, helping quarterbacks and receivers with fundamentals and assisting in all phases of special teams.

Prior to the 2005 season, McGee was one of 10 coaches selected to participate in the NCAA Expert Coaching Academy. The program is designed to teach and reinforce various aspects of securing, managing and excelling in NCAA head coach positions at the I-A level. In the summer of 2010, he was one of 15 coaches to attend the NCAA Champions Forum in Anaheim, Calif. The goal of the Champions Forum is to link the coaches with

The McGee File

Born: April 6, 1973

Hometown: Tulsa, Okla.

Family: Wife Tiffany; sons Cameron (3) and Grant (2)

Education

College: Oklahoma – B.S. in arts and sciences, 1996

 Northeast Oklahoma A&M – Associate's Degree, 1993

High School: Booker T. Washington (Tulsa, Okla.), 1991

Coaching Experience

Present	UAB (Head Coach)
2009-11	Arkansas (Offensive coordinator/QBs)
2008-09	Arkansas (Quarterbacks)
2006-07	Northwestern (Offensive Coordinator/QBs)
2004-05	Northwestern (Receivers)
2003	UNLV (Receivers)
2002	Toledo (Receivers)
2000-01	Jacksonville Jaguars (Offensive Assistant/Quality Control)
1999	Northern Iowa (Receivers)
1996-98	Langston (DBS/QBs/WRs/Special Teams)

Playing Experience

1994-95	Oklahoma
1993	NE Oklahoma A&M
1991-92	Arizona State

Bowls as a Coach

2011	Allstate Sugar Bowl	Arkansas
2010	Liberty Bowl	Arkansas
2005	Sun Bowl	Northwestern
2003	Motor City Bowl	Northwestern
2002	Motor City Bowl	Toledo

Bowls as a Player

1994	Copper Bowl	Oklahoma
------	-------------	----------



Tiffany (holding Grant) and Garrick (holding Cameron)

athletics directors. McGee attended Booker T. Washington High in Tulsa and played for his father, the late Larry McGee. He played at Arizona State in 1991 and 1992 under Petrino, went to Northeastern Oklahoma A&M in 1993 and transferred to Oklahoma.

He played two years for the Sooners and ended his career fourth on OU's career passing list with 2,449 yards. He was named the Big Eight Newcomer of the Year by the league's coaches in 1994.

McGee earned an associate's degree from Northeastern Oklahoma A&M in 1993 and his bachelor's from OU in 1996.

He and his wife, Tiffany, were married in the summer of 2009. They have two sons, Cameron, 3, and Grant, 2.

Reggie Johnson

Defensive Coordinator/Outside Linebackers



Reggie Johnson is in his second season at UAB after spending four years on the coaching staff at Arkansas. After coaching the Blazer linebackers as a group in 2012, Johnson will concentrate on the

Blazers' outside linebackers this season, in addition to holding defensive coordinator duties.

In his first season at UAB in 2012, Johnson coached All-Conference USA linebacker Marvin Burdette who set Blazer single-season and career records for tackles with 157 and 406, respectively. Burdette signed a free agent agreement with the Washington Redskins last spring. While with the Razorbacks, Johnson coached the inside linebackers each of his years in Fayetteville.

Johnson coached one of the SEC's top defensive players in Jerry Franklin, who led the Razorbacks in tackles four years in a row, a feat not accomplished at Arkansas since 1960. Franklin reached the 100-tackle mark in both 2010 and 2011, and his 101 stops in 2011 ranked sixth in the SEC and were the most by a Razorback since 2007. A Freshman All-American and SEC All-Freshman Team selection in his first season playing for Johnson, Franklin went on to earn second-team All-SEC honors in 2010.

Johnson was on head coach Bobby Petrino's staff at Louisville from 2003-06 and remained on the Cardinals' staff in 2007 before re-joining Petrino at Arkansas a year later.

The Hollandale, Miss., native coached the Louisville defensive line in 2003. The defensive front included All-American Elvis Dumervil, who also won the Nagurski and Hendricks awards. It also featured Omobi Okoye, the teenage phenom defensive tackle who, at 19 years old, was the 10th overall pick in the 2005 NFL draft.

In 2004, Johnson moved to the linebacker position on the Louisville staff and coached numerous Cardinals who went on to spend time in the NFL.

Robert McCune led the team in tackles and was an All-Conference USA selection in 2004 and went on to be a fifth-round draft pick by the Washington Redskins. The next season, Brandon Johnson was the team's leading tackler and an All-Big East choice. He later was drafted by the



Arizona Cardinals.

Additional Johnson linebackers Nate Harris (Kansas City Chiefs), Lamar Myles (Jacksonville Jaguars) and Malik Jackson (Oakland Raiders) signed free agent contacts. Harris led Louisville in tackles in 2006 and Myles did so in 2007.

Johnson was a four-year letterman at the University of Louisville from 1987-90. His senior year he helped the Cardinals finish 10-1-1 with a 34-7 victory over Alabama in the 1991 Fiesta Bowl. He ended his career with 252 tackles.

Johnson began his coaching career as a defensive graduate assistant at UL in 1998. His first full-time coaching position was at Alabama A&M, where he coached defensive tackles in 1998 and 1999. In 2000 he coached inside linebackers. A&M ranked first in the country in rushing defense (39.7 ypg) and 10th in total defense (275 ypg) in 2000.

After the 2000 season, Johnson moved to the UTEP. There he coached defensive ends in 2001 and linebackers in 2002. At UTEP, he groomed future second-round draft pick Thomas Howard before joining Petrino's staff at Louisville in 2003.

He earned his bachelor's degree in political science and his master's degree in education from Louisville.

Johnson and his wife, the former Eulice Jackson, have two daughters, Sydney (13) and Jordan (11).

The Johnson File

Born: April 14, 1969 (Hollandale, Miss.)
Hometown: Chicago, Ill.
Family: Wife Eulice; Daughters Sydney (13) and Jordan (11)

Education

College: Louisville, 1996 (bachelor's), 1998 (master's)
High School: Morgan Park, 1987

Coaching Experience

Present	UAB
	(Defensive Coordinator/Linebackers)
2008-11	Arkansas (Linebackers)
2004-07	Louisville (Linebackers)
2003	Louisville (Defensive Line)
2002	UTEP (Linebackers)
2001	UTEP (Defensive Line)
1999-2000	Alabama A&M (Linebackers)
1998	Alabama A&M (Defensive Line)
1997	Louisville
	(Defensive Graduate Assistant)
1994	Atherton (Ky.)
	High School (Defensive Line)

Playing Experience

1987-91	Louisville
---------	------------

Bowls as a Coach

2012	Cotton	Arkansas
2011	Sugar	Arkansas
2010	Liberty	Arkansas
2007	Orange	Louisville
2006	Gator	Louisville
2004	Liberty	Louisville
2003	GMAC	Louisville

Bowls as a Player

1991	Fiesta	Louisville
------	--------	------------



Johnson Family (left to right) Jordan, Reggie, Eulice and Sydney

Richard Owens

Offensive Coordinator/Wide Receivers



Richard Owens begins his second season on the staff at UAB — and his first as the Blazers' offensive coordinator — after spending two years as a graduate assistant at the University of

Arkansas.

Owens was UAB's tight ends coach in 2012 in his first year in Birmingham but has switched to wide receivers in addition to taking on new duties as the offensive coordinator.

While on the Razorbacks' coaching staff, Owens worked with the Arkansas tight ends. In 2011, Owens led a group that featured junior Chris Gragg, who ended the season ranked third on the team with 41 receptions and fourth among Razorbacks with 518 receiving yards.

In his first season at Arkansas in 2010, Owens tutored a group led by Mackey Award winner D.J. Williams. Williams, who

also won the Disney Spirit Award and was Arkansas' first Sullivan Award finalist in 2010, was the first Razorback to win the Mackey Award, which is given to the nation's top tight end.

Williams finished his collegiate career with 152 receptions, at the time the second-highest total in school history. Williams was drafted in the fifth round, 141st overall, of the 2011 NFL Draft by the Green Bay Packers to become the earliest-drafted tight end to play for the Razorbacks.

Owens played collegiately at Louisville before a five-year NFL career in which he played for the St. Louis Rams, Minnesota Vikings and N.Y. Jets.

As a freshman in 1999, Owens redshirted at Louisville. The following year, he played in all 12 games with three starts and was selected to the Conference USA All-Freshman Team at tight end. In 2001, he played in 13 games and had three catches, two of which went for touchdowns. He appeared in all 13 games in 2002 with starts in six of the last seven games and ranked sixth on the team with a career-high 20 catches for 182 yards. As a senior, he played in all 13 games with four starts and finished his career with 36 catches for 371 yards and eight touchdowns.

A native of Middleburg, Fla., Owens played tight end and defensive line at Middleburg High School and was a first-team all-area selection. In 2006, his high school number was retired before a Middleburg High School football game.

After completing his collegiate career, Owens signed as a free agent with the Minnesota Vikings. Owens appeared in 53 NFL games between 2004-09 and started seven contests. He totaled 17 receptions for 141 yards and one touchdown in his career. Owens played for the Vikings from 2004-07 and was named the captain of the special teams in 2005. From 2007-08, Owens was a member of the St. Louis Rams' organization before he signed

The Owens File		
Born:	Nov. 4, 1980 (Gainesville, Fla.)	
Hometown:	Middleburg, Fla.	
Family:	Wife Tina; Daughter Rylan (5)	
Education		
College:	Louisville, 2003	
High School:	Middleburg, 1999	
Coaching Experience		
Present	UAB (TEs, 2012; Off. Coord./WRs, 2013)	
2010-11	Louisville (Offensive Graduate Assistant)	
Playing Experience		
2009	New York Jets	
2007	St. Louis Rams	
2004-06	Minnesota Vikings	
1999-2003	Louisville	
Bowls as a Coach		
2012	Cotton	Arkansas
2011	Sugar	Arkansas
Bowls as a Player		
2003	GMAC	Louisville
2002	GMAC	Louisville
2001	Liberty	Louisville
2000	Liberty	Louisville
1999	Humanitarian	Louisville

with the New York Jets in July of 2009.

Owens earned his degree in sports administration from Louisville in 2004. He and his wife, the former Tina Ryan, have one daughter, Rylan.



Richard, Tina and Rylan

Jimmy Williams

Assistant Head Coach/Inside Linebackers



Jimmy Williams, a former Nebraska great who spent 12 seasons in the NFL, is now in his second season on the coaching staff at UAB. Williams will serve as assistant head coach and coach the Blazers'

inside linebackers.

Last season, Williams coached the UAB defensive line.

Williams most recently was the defensive coordinator and linebackers coach at the University at Buffalo, where he spent three seasons. Williams' college coaching career also includes stints at Mid-American Conference member Toledo as well as Grand Valley State and his alma mater.

At Buffalo, he was instrumental in turning around the Bulls' program. The 2008 team won the first MAC championship in school history and the program's first-ever bowl bid with a trip to the International Bowl.

In 2007, Williams mentored four Buffalo defen-

sive players to All-MAC honors, including a pair of linebackers, Kareem Byrom and Larry Hutchinson.

Williams' teams at his previous stops also saw great success, including a MAC Championship game berth at Toledo in 2002, a trip to the Division II national championship game at Grand Valley State in 2001 and a bowl win at Nebraska in 2003. Williams also served an internship with the Kansas City Chiefs in 2004.

Williams was one of the greatest defensive players in Nebraska history after walking on to the team from Washington, D.C.

A first-team All-American at Nebraska as a defensive end, Williams was chosen in the first round (15th overall) of the 1982 draft and played nine seasons with the Detroit Lions (1982-90), one with Minnesota (1991) and his final two with Tampa Bay (1992-93). He was twice named the Lions' team MVP in 1984 and 1987.

After his playing career ended, Williams coached at Pontiac Northern High School in Michigan, serving as defensive coordinator. He later was head coach at Pontiac Central High School for the 1999 and 2000 seasons.

Williams earned his bachelor's degree in business administration from William Tyndale College in Michigan in 1999 while he was coaching in the high school ranks.

He and his wife, the former Crystal McGant, are the parents of six children: Brittney (25), Nia (22), Faith (17), Joy (15), Janell (14) and Jimmy (14).

L-R: Joy, Nia, Jimmy Jr., Faith, Brittney and Janell



The Williams File	
Born:	Nov. 15, 1960 (Washington, D.C.)
Hometown:	Washington, D.C.
Family:	Wife Crystal; Daughters Brittney (25), Nia (22), Faith (17), Joy (15), Janell (14); Son Jimmy (14)
Education	
College:	William Tyndale, 1999 Nebraska
High School:	Woodrow Wilson, 1978
Coaching Experience	
Present	UAB (Assistant Head Coach; DL 2012; Inside LBs, 2013)
2006-08	Buffalo (Defensive Coordinator/Linebackers)
2004	Kansas City Chiefs (Intern)
2003	Nebraska (Linebackers)
2002	Toledo (Defensive Line)
2001	Grand Valley State (Defensive Line)
1999-2000	Pontiac Central (Mich.) High School (Head Coach)
1994-98	Pontiac North (Mich.) High School (Defensive Coordinator)
Playing Experience	
1992-93	Tampa Bay Buccaneers
1991	Minnesota Vikings
1982-90	Detroit Lions
1978-81	Nebraska
Bowls/Postseasons as a Coach	
2009	International Buffalo
2003	Alamo Nebraska
2002	Motor City Toledo
2001	D-II Championship Game Grand Valley State
Bowls as a Player	
1982	Orange Nebraska
1980	Sun Nebraska
1980	Cotton Nebraska
1979	Orange Nebraska



Eric Evans

Running Backs



Eric Evans is in his first year at UAB after joining the staff in January. Evans will coach the Blazer running backs.

Evans spent five years on the coaching staff at the University of Albany, working with the wide receivers. Evans coached two-time first-team all-conference receiver Tim Bush, who is among the program's career leaders in receptions and receiving yards.

Evans was on the 2012 Albany staff that won the Northeast Conference championship. Overall, while Evans was a member of the staff there, the Great Danes won three championships.

En route to an NEC championship in 2011, wide receiver Ryan Kirchner earned all-conference honors with 615 receiving yards, under the direction of Evans.

Kirchner also set an all-time Albany record for receptions with 172 last season.

Also in 2011, Evans participated at the NCAA Coaches' Academy.



Prior to going to Albany, Evans spent two years at Northwestern University as a graduate assistant. He assisted with the quarterbacks, wide receivers and tight ends and helped build the Big Ten Conference's top passing offense at 307.9 yards per game. Evans also coordinated the scout defense and special teams and handled offensive quality control.

Previous to Northwestern, Evans was a graduate assistant coach at the University of Dayton from 2004-05. He coached the tight ends and tackles and helped develop the program's first All-America tight end since 1999. In addition, Evans was responsible for the punt return and field goal units on special teams and recruited in Illinois, Wisconsin and northern states.

As an undergraduate at DePauw University in Indiana, Evans spent four years as a student assistant. He was involved in game preparation and gained experience coaching tight ends, wide receivers and quarterbacks. He was the 2003 recipient of the Kenneth Brooks Holland Memorial Award.

Evans received his B.A. in kinesiology from a DePauw



The Evans File		
Born:	October 28, 1981 (Elgin, Ill.)	
Hometown:	St. Charles, Ill.	
Family:	Wife Rebecca	
Education		
College:	DePauw, 2004 (bachelor's)	
	Dayton, 2006 (master's)	
High School:	St. Charles, 2000	
Coaching Experience		
Present	UAB (Running Backs)	
2008-12	Albany (Wide Receivers)	
2006-07	Northwestern (Graduate Assistant) (Quarterbacks/Wide Receivers/Tight Ends)	
2004-05	Dayton (Graduate Assistant) (Tight Ends/Tackles/Special Teams)	
Playing Experience		
2000-04	DePauw University (Player/Student Coach)	
Bowls/Postseason as a Coach		
2011	NCAA Division I-AA	Albany
2008	Grid-Iron Classic	Albany

with a minor in history. A native of St. Charles, Ill., he earned a master's degree in exercise science from Dayton in 2006 and has completed some coursework on another master's in liberal studies.

He attended St. Charles High School and played football there from 1996-99.

Evans is married to the former Rebecca Gilbrech.



Eric and Rebecca

Joseph Henry

Tight Ends



Joseph Henry is in his first season on the staff at UAB, serving as the Blazers' tight ends coach. Henry spent 2012 as a graduate assistant at Arkansas, also coaching tight ends for the Razor-

backs.

After redshirting in 2005, Henry was part of the most recent Arkansas team to win the SEC Western Division championship and play in the SEC Championship game. The 2006 squad finished the season 10-4, 7-1 SEC play, and is the only team in school history to win seven SEC games in a single season.

Throughout his five seasons, Arkansas won 27 games and advanced to three bowl games, playing in the 2007 Capital One



Bowl, the 2008 Cotton Bowl and the 2010 Liberty Bowl.



The Henry File

Born: April 3, 1987
Hometown: Conway, Ark.

Education

College: Arkansas, 2009
High School: Little Rock Central (Ark), 2005

Coaching Experience

Present UAB (Tight Ends)
 2012 Arkansas (Graduate Assistant)
 (Tight Ends)

Playing Experience

2005-09 Arkansas

Bowls as a Player

2010	Liberty Bowl	Arkansas
2008	Cotton Bowl	Arkansas
2007	Capital One	Arkansas

Henry, a native of Little Rock, Ark., was a two-year letterman at Central High School, where he played tight end and also punted. He was honored as an all-conference tight end and served as a team captain in his senior season. He averaged 52 yards per kick on three punts against Little Rock Catholic in 2004. He also lettered in basketball.

Henry graduated from Arkansas in 2009 with a bachelor's degree in finance and marketing.

Kevin Peoples

Defensive Line/Recruiting Coordinator



Kevin Peoples is in his first season at UAB as the defensive line coach and recruiting coordinator. Prior to joining the Blazers' staff, Peoples spent three seasons on the staff at Arkansas, coaching the Razorbacks' defensive tackles in 2012.

Peoples also served on the staff at Arkansas State for eight seasons as the defensive line coach before going to Arkansas as the Razorbacks' Director of High School Relations for two years.

While in Fayetteville, Arkansas posted consecutive 10-win seasons for just the third time in school history and played in the first BCS game in school history with an appearance in the Allstate Sugar Bowl following the 2010 season.

Peoples coached 11 all-conference selections in his time at Arkansas State. While there, he tutored several players who were chosen as All-Sun Belt Conference honorees, including Corey Williams (2002, 2003), Jon Bradley

(2002, 2003) Myron Anderson (2005), Jonathan Najm (2006), Jammarrow James (2006), Alex Carrington (2008, 2009) and Bryan Hall (2009).

In addition, Carrington was named the 2008 Sun Belt Defensive Player of the Year. Williams and Bradley spent time playing in the NFL, and Carrington was a third-round pick in the 2010 NFL Draft by the Buffalo Bills.

Peoples, who joined the ASU staff in January 2002, was selected from 500 coaches as one of the recipients of the AFLAC National Assistant Coach of the Year Award for the 2002-03 season. The award is set up to recognize those coaches who made a significant contribution to their teams and have generally gone unnoticed. The Red Wolves went from 80th nationally in total defense in 2001 to 39th in 2002, the ninth best turnaround in the nation.

Prior to coaching at Arkansas State, Peoples spent the 2001 season coaching defensive tackles at Northwestern State University. He spent the 2000 season with the XFL's Las Vegas team after coaching the defensive line and special teams at Northern Arizona in 1999. From 1997-98, Peoples was the defensive line coach at Central Missouri and in 1996, he worked with the defensive ends and the kickoff coverage team at Northwestern State.

Peoples began his coaching career at Carroll College in Montana in 1993 for two years before joining the staff at Blinn Community College in Texas for the 1995 season. The team at Blinn went on to win the national junior college championship in 1995.

He was a four-year starter at linebacker at Carroll College, helping the Saints to the 1989 Frontier Conference crown and a berth in the NAIA playoffs. During his playing career, Peoples earned two all-conference selections and was also an all-district performer as a senior.

Peoples is married to the former Rebecca Chilton.



The Peoples File

Born: Aug. 21, 1970
Hometown: Butte, Mont.
Family: Wife Rebecca

Education

College: Carroll College, 1995
High School: Butte (Mont.), 1989

Coaching Experience

Present	UAB (Defensive Line)
2012	Arkansas (Defensive Tackles)
2010-11	Arkansas (Director of HS Relations)
2002-09	Arkansas State (Defensive Line)
2001	Northwestern (La.) State (Defensive Tackles)
2000	Las Vegas Outlaws (Defensive Line)
1999	Northern Arizona (Defensive Line/Special Teams Coordinator)
1997-98	Central Missouri (Defensive Line)
1996	Northwestern (La.) State (Defensive Ends)
1995	Blinn College (Defensive Line)
1993-94	Carroll College (Linebackers)

Playing Experience

1989-92 Carroll College

Bowls/Postseason as a Coach

2012	Cotton	Arkansas
2005	New Orleans	Arkansas State
2001	NCAA Division I-AA 1st Round	Northwestern (La.) State
1999	NCAA Division I-AA 1st Round	Northern Arizona
1995	JC Championship	Blinn Coll.
1993	NAIA 1st Round	Carroll Coll.



Kevin and Rebecca

John Peterson

Offensive Line



John Peterson, who spent eight years as an assistant coach on the staff at Ohio State, is entering his second season at UAB as the Blazers' offensive line coach.

In his first season in Birmingham, Peterson coached first-team All-Conference USA offensive tackle Chris Hubbard. Hubbard signed a free agent contract with the Pittsburgh Steelers last spring.

Peterson joined the Blazers' staff after serving as tight ends coach and recruiting coordinator for the Buckeyes.

While Peterson was at Ohio State, the Buckeyes were Big Ten Conference champions for six consecutive seasons. Ohio State played in the BCS championship game in 2006 and 2007, and made four other BCS bowl appearances (2005 Tostitos Fiesta,

2008 Tostitos Fiesta, 2009 Rose and 2010 Allstate Sugar Bowls) when Peterson was on the OSU staff.

A native of Middletown, Ohio, Peterson was a four-year letterman at Ohio State from 1987-90, starting at guard as a senior. During his playing career, the Buckeyes made appearances in the Cotton, Hall of Fame and Liberty bowls.

Peterson was a high school All-American at Middletown and was named as the state's big school offensive lineman of the year as a senior in 1986. He also broke the 28-year-old Middletown High School shot put record that had been held by Ohio State's legendary basketball All-American Jerry Lucas. John was inducted into the Middletown High School Hall of Fame in 2001 and the Butler County Hall of Fame in 2007.

Peterson and his wife, the former Michelle Scotti, have two sons, Austin (17) and Cole (15).



The Peterson File		
Born:	March 20, 1968 (Middletown, Ohio)	
Hometown:	Middletown, Ohio	
Family:	Wife Michelle; Sons Austin (17) and Cole (15)	
Education		
College:	Ohio State, 1991	
High School:	Middletown, 1986	
Coaching Experience		
Present	UAB (Offensive Line)	
2004-11	Ohio State (Tight Ends/Recruiting Coordinator)	
1999-2003	Miami (Ohio) (Offensive Line/Running Game Coordinator)	
1995-98	Akron (Offensive Line)	
1993-94	Ohio State (Graduate Assistant)	
1991-92	Cincinnati (Graduate Assistant)	
Playing Experience		
1986-91	Ohio State	
Bowls as a Coach		
2012	Gator	Ohio State
2011	Sugar	Ohio State
2010	Rose	Ohio State
2009	Fiesta	Ohio State
2008	BCS Championship	Ohio State
2007	BCS Championship	Ohio State
2006	Fiesta	Ohio State
2004	Alamo	Ohio State
2003	GMAC	Miami (Ohio)
1994	Citrus	Ohio State
1993	Holiday	Ohio State
Bowls as a Player		
1990	Liberty	Ohio State
1989	Hall of Fame	Ohio State
1987	Cotton	Ohio State



Peterson Family (left to right) Cole, Michelle, Austin and John

Matt Sanders

Special Teams/Assistant Secondary



Matt Sanders begins his first season on the coaching staff at UAB, coming on board last spring. Sanders will serve as the Blazers' special teams coach and assistant secondary coach.

Sanders coached three seasons at Lehigh in two separate stints before joining Garrick McGee's staff at UAB. He rejoined the Mountain Hawk football coaching staff for the 2012 season as the inside linebackers coach after two years away from the coaching profession.

Last season, Sanders coached a pair of Patriot League performers. Billy Boyko earned first-team honors and was a free agent signee of the Oakland Raiders. Sam Loughrey was a second-team all-league player.



He previously served as Lehigh's outside linebackers coach for the 2008 and 2009 seasons, where he mentored Matt Cohen into an All-America performer and the 2009 Patriot League Defensive Player of the Year. He also saw the development of outside linebackers Fred Mihal, Colin Newton and Tanner Rivas, who were all key contributors of Lehigh's back-to-back Patriot League Championship teams.

In his first stint at Lehigh, Sanders oversaw the development of First-Team All-Patriot League honoree Cohen, who led the league in both sacks and tackles-for-loss. Lehigh's starting outside linebackers (Cohen, Heath Brickner) combined for 104 total tackles, 19.5 tackles-for-loss and four interceptions in 2008, while the following year Lehigh's linebackers played a major role in the Mountain Hawks leading the nation in sacks.

Sanders came to Lehigh following a stint as a graduate assistant at his alma mater, the University of Louisville. During his time in that role Sanders was responsible for a number of duties including opponent game breakdown and scouting reports, film review with players, coaching the fullbacks on the kick-off return unit, running the scout special teams unit, and recruiting. Prior to that, Sanders was a student assistant coach with the Cardinals.

Sanders graduated from Louisville in 2006 with a degree in accounting. He then went onto earn his MBA from Louisville in 2007.

While an undergrad, Sanders was a two-year letterwinner on the Cardinals' football team, playing at middle linebacker and on special teams. He was a member of the 2004 Conference USA and Liberty Bowl Champions.

The Sanders File		
Born:	Jan. 23, 1984 (Louisville, Ky.)	
Hometown:	Louisville, Ky.	
Family:	Wife Abby	
Education		
College:	Louisville, 2006 (bachelor's) Louisville, 2007 (master's)	
High School:	Male, 2002	
Coaching Experience		
Present	UAB (Special Teams/Assistant Secondary)	
2012	Lehigh (Inside Linebackers)	
2008-09	Lehigh (Outside Linebackers)	
Playing Experience		
2003-06	Louisville	
Bowls as a Player		
2006	Orange	Louisville
2005	Gator	Louisville
2004	Liberty	Louisville
2003	GMAC	Louisville

Sanders career was cut short due to injury however, and he then assumed the role of student assistant coach in 2007.

Sanders is married to the former Abby Schell.



Matt and Abby

Brandon Sharp

Secondary




Brandon Sharp is entering his second season at UAB and will serve as secondary coach on head coach Garrick McGee's staff.

Last season, Sharp coached the UAB safeties.

Before coming to UAB, Sharp spent the 2011 season as a graduate assistant at Arkansas working with the defense. Sharp played collegiately at Louisville and spent time in the NFL as a member of the Tennessee Titans and Chicago Bears.

Sharp was a four-year letterman at Louisville from 2003-06 and was part of the Bobby Petrino-coached team that beat Wake Forest 24-13 in the 2007 Orange Bowl, the first BCS Bowl game in Cardinals' history. Sharp appeared in 46 career games at Louisville and finished his career with 120 tackles, 14 pass breakups, two forced fumbles and two interceptions.



As a senior, he earned second-team All-Big East acclaim after collecting 50 tackles, 5.0 for loss with 2.5 sacks, seven pass breakups and one forced fumble. His junior season, he ranked seventh on the team with 48 tackles, 2.0 for loss, and added four pass breakups and one interception.



The Sharp File

Born: June 25, 1985 (Jacksonville, Fla.)

Hometown: Jacksonville, Fla.

Education

College: Louisville, 2007

High School: The Bolles School, 2003

Coaching Experience

Present UAB (Safeties, 2012; Secondary, 2013)
2011 Arkansas

(Defensive Graduate Assistant)
2009-10 Arkansas (Defensive Intern)

Playing Experience

2007 Chicago Bears

2007 Tennessee Titans

2003-07 Louisville

Bowls as a Coach

2012 Cotton Arkansas

2011 Sugar Arkansas

2010 Liberty Arkansas

Bowls as a Player

2007 Orange Louisville

2006 Gator Louisville

2004 Liberty Louisville

2003 GMAC Louisville

Sharp, a native of Jacksonville, Fla., helped The Bolles School to a 14-1 record and the Florida Class 2A state title as a senior, as he earned second-team all-state accolades and led the city with nine interceptions. His junior season, he made four interceptions while helping lead Bolles to an 11-2 mark and a district title.

Sharp was signed by the Tennessee Titans and participated in three preseason games in 2007. Later that season, he was signed to the Chicago Bears practice squad.

Sharp earned his bachelor's degree in sports administration from Louisville in 2007.

Dwayne Chandler

Sports Enhancement



Dwayne Chandler, who has experience at both the collegiate and professional levels as a strength and conditioning coach, is in his second year as Assistant Athletic Director for Sports

Enhancement at UAB.

Chandler, a native of Aberdeen, Miss., will oversee UAB's entire strength and conditioning program and work directly with the Blazers' football team.

He has spent the past 13 years working as a strength coach. Prior to coming to UAB, Chandler worked at his alma mater, the University of Oklahoma, where he served as an assistant on the staff from 2009-11.

He spent two years as an assistant strength and conditioning coach for the Denver Broncos. During his two seasons (2007-08) with the Broncos, Chandler worked with such standout performers as Jay Cutler, Brandon Marshall and Champ Bailey.

Prior to joining the staff in Denver, Chandler was on the staff at the University of Minnesota, joining the Golden Gophers as a strength and conditioning assistant and speed coach in 2001 before being named co-head strength and conditioning coach



in 2003. In 2004, Chandler was named the head strength and conditioning coach at Minnesota, where he served until 2006.

During his time with the Gophers, Chandler instructed 12 players who were selected in the NFL Draft, including 2006 first-round draft choice Laurence Maroney and 2005 fourth-round selection Marion Barber III. His strength and conditioning efforts also helped the football program advance to bowl games in each of his last five seasons at Minnesota.

Before going to Minnesota, Chandler spent a season with the Dallas Cowboys, serving as a strength and conditioning intern.



The Chandler File		
Born:	March 11, 1973 (Chicago, Ill.)	
Hometown:	Aberdeen, Miss.	
Family:	Son, Dwayne Harris (21)	
Education		
College:	Oklahoma, 2000	
High School:	Aberdeen, 1992	
Coaching Experience		
Present	UAB (Assistant AD for Sports Enhancement)	
2009-11	Oklahoma (Assistant Strength & Conditioning Coach)	
2007-08	Denver Broncos (Assistant Strength & Conditioning Coach)	
2004-06	Minnesota (Head Strength & Conditioning Coach)	
2003	Minnesota (Co-Head Strength & Conditioning Coach)	
2001-02	Minnesota (Strength & Conditioning Assistant)	
2000	Dallas Cowboys (Strength & Conditioning Intern)	
Playing Experience		
1997-98	Dallas Cowboys	
1992-96	Oklahoma	
Bowls as a Coach		
2011	Insight	Oklahoma
2011	Fiesta	Oklahoma
2009	Sun	Oklahoma
2006	Insight	Minnesota
2005	Music City	Minnesota
2004	Music City	Minnesota
2003	Sun	Minnesota
2002	Music City	Minnesota
Bowls as a Player		
1994	Copper	Oklahoma
1993	Sun	Oklahoma

Chandler was a four-year letterwinner as a fullback at Oklahoma from 1992-96 and met UAB's first-year head football coach Garrick McGee when they were Sooners teammates. Chandler led the Sooners in touchdowns (12) in 1993. He earned his bachelor's degree in communication/sociology from Oklahoma in 2000.

UAB

2013 FOOTBALL

2012 Season in Review

Blazers Honored 15 Seniors In Final Home Game

UAB recognized 15 seniors in ceremonies Nov. 17 prior to the Blazers' final home game of 2012 with Memphis. Here is a list of the 2012 seniors:

45	Sam Accursio	Homestead, Fla.	TE
12	Nick Adams	Walterboro, S.C.	WR
6	Joe Bento	The Woodlands, Texas	QB
43	Marvin Burdette	Batesville, Miss.	LB
16	Patrick Hearn	Quitman, Miss.	WR
74	Chris Hubbard	Columbus, Ga.	OL
7	Greg Irvin	Demopolis, Ala.	LB
4	Dontavius Jackson	Franklin, Ga.	RB
6	Lamar Johnson	Pascagoula, Miss.	SAF
61	Taylor Klein	Lexington, Ky.	SN
87	Jordan Longoria	Atlanta, Ga.	TE
27	D'Andre Mostella	Danville, Va.	RB
41	Landon Nolen	Pleasant Grove, Ala.	SAF
79	Cody Payne	West Palm Beach, Fla.	OL
28	Cornelius Richards	Northport, Ala.	CB



Offensive tackle Chris Hubbard (left) and running back Darrin Reaves (right) were both named to the All-Conference USA first team after their outstanding seasons in 2012.

Reaves, Hubbard Earn First-Team All-Conference Accolades

Running back Darrin Reaves and offensive lineman Chris Hubbard were both named to the 2012 All-Conference USA first team while linebacker Marvin Burdette was tabbed to the second unit.

Reaves, who rushed for 1,037 yards and 13 touchdowns last season, became the Blazers' only first-team, all-conference running back selection in school history, and the first Blazer all-league running back pick overall since the 2004 season (Dan Burks was named third team).

Hubbard, the anchor of the Blazers' offensive line, picked up his first postseason all-conference honor after being named as a 2012 preseason all-league lineman last summer. He was an honorable mention choice in 2011. Hubbard's honor represented the fourth consecutive year that UAB has had a first-team offensive lineman selection.

Named to the league's second team, Burdette led Conference USA and ranked No. 2 nationally in tackles at 13.08 per game. The 5-11, 230-pound product of Batesville, Miss. set UAB records for tackles in a career (406) and a season (157).

The Blazers also had six players named as honorable mention All-Conference USA selections: tight end Kennard Backman, wide receiver Jackie Williams, safety Calvin Jones, kicker Ty Long, punter Hunter Mullins and long snapper Taylor Klein.

Brown, Blankenship Tabbed To C-USA All-Freshman Team

The Blazers were also represented by two players on the conference's All-Freshman Team as redshirt freshman quarterback Austin Brown was named to the unit as was true freshman offensive guard Cameron Blankenship.

Brown passed for 2,673 yards and 15 touchdowns in eight starts last season. He ranked No. 6 overall among Conference USA quarterbacks in passing yards per game at 222.8. His season yardage total is the sixth-highest in UAB history. He also passed for 300-plus yards in four contests, including a season-best 409 against Tulane for the eighth-best single-game total on the Blazer all-time charts.

Blankenship made a strong impact in his first season at UAB, starting the final nine games of the season at offensive guard.

Williams Moving Up Charts In UAB Record Book

Wide receiver Jackie Williams led the Blazers in both receptions (52) and receiving yards (799) last season, the second consecutive year he has paced UAB in those categories. By doing so, Williams has continued to move up the charts in the UAB record books.

Williams also extended his consecutive games reception streak to 35 contests, the longest in the country heading into the 2013 season. He has caught at least one pass in all 33 games he has played in at UAB.

UAB Single-Season Receptions

1.	Derrick Ingram	83	1994
2.	Derrick Ingram	76	1993
3.	Roddy White	71	2004
4.	Jackie Williams	58	2011
5.	Frantrell Forrest	53	2007
6.	Jackie Williams	52	2012

UAB Career Receptions

1.	Derrick Ingram	207	1991-94
2.	Frantrell Forrest	164	2007-10
3.	Roddy White	163	2001-04
4.	Jackie Williams	140	2010-Pres.
5.	Cedrick Buchannon	116	1992-95
6.	Percy Coleman	93	1997-00

Burdette Led Nation In Tackles In 2012, Re-Wrote UAB Record Book

There's no doubt that UAB's defense will miss the presence of linebacker Marvin Burdette heading into the new season. The Batesville, Miss. capped off his outstanding career with a sensational 2012 campaign, leading the country in tackles per game at 13.08.

UAB

2012 Season in Review

Burdette finished last season with 157 tackles to break the mark of 149 set by Zac Woodfin in 2004. Burdette increased his career total to 406 tackles, also a UAB record.

He recorded 24 tackles against Tulane last October to establish a Blazer single-game record. He broke a 20-year-old school record (21 by Josh Evans vs. Tennessee-Wesleyan). That number was also the second-highest mark in Conference USA history.

Blazers' Offensive Numbers Among Best In School History

UAB put a potent offense on the field throughout the first season under head coach Garrick McGee. The Blazers finished with more than 5,000 yards (5,029) on offense, the third-highest total in school history. The average of 419.1 yards per game was the fourth-best for a season in UAB history.

The UAB offense posted 40 touchdowns during the 2012 season, 14 more than the Blazer offense netted for the 2011 campaign.

UAB In The Final NCAA Statistics

Here are the final UAB rankings in the 2012 NCAA statistics, both in the team categories, as well as individually:

Team Rankings

Rushing Offense	109th	110.25
Passing Offense	19th	308.8
Total Offense	50th	419.08
Scoring Offense	67th	28.25
Rushing Defense	80th	182.67
Pass Efficiency Defense	113th	151.48
Total Defense	84th	427.25
Scoring Defense	111th	37.50
Net Punting	114th	33.48
Punt Returns	42nd	10.04
Kickoff Returns	75th	20.82
Turnover Margin	T-101st	-.75
Pass Defense	77th	244.58
Passing Efficiency	66th	132.23
Sacks	T-82nd	1.67
Tackles for Loss	T-35th	6.42
Sacks Allowed	116	3.50

Individual Rankings

Rushing	Darrin Reaves, 48th, 86.42
Passing Efficiency	Austin Brown, 68th, 128.18
Total Offense	Austin Brown, 78th, 203.00
Receiving Yards Per Game	
	Jackie Williams, 74th, 66.58
	Patrick Hearn, 90th, 62.80

Punting	Hunter Mullins, 12th, 44.78
Field Goals	Ty Long, T-49th, 1.17
Scoring	Darrin Reaves, 86th, 7.00
	Ty Long, T-94th, 6.75
All-Purpose Runners	Darrin Reaves, 55th, 113.17
Tackles	Marvin Burdette, 1st, 13.08
Tackles For Loss	Marvin Burdette, T-51st, 1.08

Brown Passed For Career-Best 409 vs. Tulane

Quarterback Austin Brown passed for a career-best 409 yards in UAB's loss at Tulane last Oct. 27. Brown passed for 300-plus yards in four of the eight games he started at UAB (Tulsa, Houston, East Carolina and Tulane).

Brown, who battled some injuries in the final month of the season, averaged 282.6 yards per game in his eight starts. His season average was only 222.8 per game due to him sharing playing time with Jonathan Perry in the first three games and being injured

at times in the final month. Otherwise, his 282.6 yards per game would rank in the top 25 in the final NCAA statistics if that was his season average.

UAB By The Numbers

Here is a look at UAB's record when achieving the following numbers during the 2012 season.

Records When:

Overall	3-9
Home	2-4
Away	1-5
Grass	0-3
Turf	2-5
Playing A Day Game	2-7
Playing A Night Game	1-2
September	0-4
October	1-3

Linebacker Marvin Burdette had a season to remember for the Blazers as he led the nation in tackles (13.08 per game) and set UAB records for tackles in a career, season and game.



2012 Season in Review

November 2-2
 UAB Scored First 1-3
 Opponent Scored First..... 2-6

Leading After 1st Quarter..... 2-2
 Tied After 1st Quarter 0-0
 Trailing After 1st Quarter 0-8

Leading At Halftime..... 2-1
 Tied At Halftime 0-0
 Trailing At Halftime 1-8

Leading After 3rd Quarter..... 2-0
 Tied After 3rd Quarter..... 0-0
 Trailing After 3rd Quarter..... 1-9

Largest Halftime Lead 28
 Largest Halftime Deficit 25 (2x)

Score 20 or More Points 3-5
 Score 30 or More Points 2-3
 Opponents Score 20 or Less 0-0

Rush for 100 Yards or more..... 3-2
 Rush for 150 Yards or more..... 2-1
 Pass for 200 Yards or more 3-6
 Pass for 300 Yards or more 1-6
 Total 400 Yards or more 3-3

Opp. Rush less than 100 Yards..... 1-0
 Opp. Pass less than 200 Yards 1-2
 Opp. Total less than 300 yards..... 0-0

Commit More Turnovers Than Opp. 1-6
 Commit Fewer Turnovers Than Opp. 1-1
 Commit Equal Turnovers To Opp..... 1-2

Lead in Time of Possession..... 3-3
 Trail in Time of Possession 0-6

Hearn Saves Best For Last

When the 2012 season came to a close last November at UCF, wide receiver Patrick Hearn had accumulated the most career starts (31) of any Blazer on the roster. The Quitman, Miss. native saved his best for last, both when looking at his season numbers, as well as his performance in the final game of the season against UCF.

Hearn had 42 receptions for 628 yards (both career-best efforts) for 2012. In the final game of his career, he was on the receiving end of eight passes for 201 yards. The 201-yard total was only the third 200-plus efforts in Blazer history for a single game and represented UAB's first 200-yard receiving

performance since Roddy White went for 253 against Tulane in 2004.

He moved into prominent position in several categories in the UAB record book:

- His 110 career receptions are No. 6 all-time at UAB
- His 1,551 career receiving yards are No. 7 on the Blazer charts
- Ten career touchdown receptions tie for No. 6 on the UAB list
- Hearn's 42 catches in 2012 tie for 10th-best in a season by a Blazer
- His 628 receiving yards last season are the 10th-best total in Blazer history

Reaves Has Breakout Season At Running Back

Darrin Reaves emerged last season as one of the top running backs in the Conference

USA. The product of nearby Clay-Chalkville High School ran for 1,037 yards and became only the fourth UAB player — and third running back — to eclipse 1,000 yards on the ground in a season.

Reaves also had 41 receptions last season and was one of only six running backs in the country with more than 1,000 rushing yards and 40-plus catches for the season. He enters 2013 as the only returning back in the country who can make that claim.

Reaves averaged 125.2 yards rushing in the final six games of the season. He had a three-game stretch (Tulane, Southern Miss and Marshall) when he rushed for 573 yards (191 yards avg.). His 223-yard performance against the Golden Eagles is the second-most in UAB history and was the top performance in Conference USA last season.

Wide receiver Patrick Hearn wrapped up his UAB career in fine fashion in 2012 as he set personal bests for receptions (42) and receiving yards (628). Hearn moved up the Blazer career charts in both categories as well.



UAB

2013 FOOTBALL

2012 Season Statistics

RECORD:	OVERALL	HOME	AWAY	NEUTRAL
ALL GAMES	3-9-0	2-4-0	1-5-0	0-0-0
CONFERENCE	2-6-0	1-3-0	1-3-0	0-0-0

DATE	OPPONENT	W/L	SCORE	ATTEND
Sept. 1, 2012	TROY	L	29-39	28,612
Sept. 15, 2012	at #8 South Carolina	L	6-49	77,963
Sept. 22, 2012	at #16 Ohio State	L	15-29	105,019
*Sept. 29, 2012	TULSA	L	42-49	13,196
Oct. 06, 2012	SOUTHEASTERN LA.	W	52-3	16,212
*Oct. 13, 2012	at Houston	L	17-39	25,242
*Oct. 20, 2012	EAST CAROLINA	L	35-42	12,403
*Oct. 27, 2012	at Tulane	L	45-55	12,531
*Nov. 03, 2012	at Southern Miss	W	27-19	22,874
*Nov. 10, 2012	MARSHALL	W	38-31	11,981
*Nov. 17, 2012	MEMPHIS	L	9-46	9,219
*Nov. 24, 2012	at UCF	L	24-49	28,602

* denotes Conference USA game

TEAM STATISTICS	UAB	OPP
FIRST DOWNS	270	259
Rushing	93	111
Passing	150	129
Penalty	27	19
RUSHING YARDAGE	1323	2192
Rushing Attempts	416	477
Average Per Rush	3.2	4.6
Average Per Game	110.2	182.7
TDs Rushing	19	33
PASSING YARDAGE	3706	2935
Comp-Att-Int	279-479-13	232-356-6
Average Per Pass	7.7	8.2
Average Per Catch	13.3	12.7
Average Per Game	308.8	244.6
TDs Passing	21	22
TOTAL OFFENSE	5029	5127
Average Per Play	5.6	6.2
Average Per Game	419.1	427.2
KICK RETURNS: #-Yards	33-687	32-816
PUNT RETURNS: #-Yards	26-261	22-358
INT RETURNS: #-Yards	6-71	13-164
FUMBLES-LOST	22-14	16-12
PENALTIES-Yards	87-761	70-680
PUNTS-AVG	52-43.1	53-38.5
TIME OF POSSESSION/Game	30:46	29:14
3RD-DOWN Conversions	70/177	70/161
4TH-DOWN Conversions	10/28	3/12

SCORE BY QUARTERS	1st	2nd	3rd	4th	OT	Total
UAB	72	83	73	111	0	339
Opponents	111	132	90	117	0	450

RUSHING	GP	Att	Gain	Loss	Net	Avg	TD	Long	Avg/G
REAVES, Darrin	12	215	1075	38	1037	4.8	13	30	86.4
COLES, Bashr	11	39	267	5	262	6.7	1	39	23.8
FRANKLIN, Greg	12	36	209	29	180	5.0	2	29	15.0
PERRY, Jonathan	8	36	118	57	61	1.7	2	13	7.6
JACKSON, Dontavious	9	21	54	10	44	2.1	1	10	4.9
NELSON, Jamarcus	10	1	0	0	0	0.0	0	0	0.0
MULLINS, Hunter	12	1	0	1	-1	-1.0	0	0	-0.1
TEAM	7	5	0	23	-23	-4.6	0	0	-3.3
BROWN, Austin	12	62	67	304	-237	-3.8	0	13	-19.8
Total	12	416	1790	467	1323	3.2	19	39	110.2
Opponents	12	477	2449	257	2192	4.6	33	55	182.7

PASSING	GP	Effic	Comp-Att-Int	Pct	Yds	TD	Lng	Avg/G
BROWN, Austin	12	128.18	205-355-12	57.7	2673	15	75	222.8
PERRY, Jonathan	8	146.37	74-122-1	60.7	1033	6	76	129.1
BENTO, Joe	2	0.00	0-1-0	0.0	0	0	0	0.0
Total	12	132.28	279-479-13	58.2	3706	21	76	308.8
Opponents	12	151.44	232-356-6	65.2	2935	22	94	244.6

RECEIVING	GP	No.	Yds	Avg	TD	Long	Avg/G
WILLIAMS, Jackie	12	52	799	15.4	1	63	66.6
ADAMS, Nick	12	45	656	14.6	2	66	54.7
HEARN, Patrick	10	42	628	15.0	3	76	62.8
REAVES, Darrin	12	41	302	7.4	1	42	25.2
DAVIS, Jay	11	23	277	12.0	2	62	25.2
BACKMAN, Kennard	12	23	235	10.2	4	26	19.6
NELSON, Jamarcus	10	22	414	18.8	4	75	41.4
FRANKLIN, Greg	12	12	190	15.8	2	53	15.8
ACCURSIO, Sam	11	11	88	8.0	2	18	8.0
COLES, Bashr	11	4	76	19.0	0	34	6.9
HERRING, Stephen	12	3	31	10.3	0	13	2.6
JONES, Santonio	8	1	10	10.0	0	10	1.2
Total	12	279	3706	13.3	21	76	308.8
Opponents	12	232	2935	12.7	22	94	244.6

INTERCEPTIONS	No.	Yds	Avg	TD	Long
JOHNSON, Lamar	2	13	6.5	0	13
SLAUGHTER, Derek	1	0	0.0	0	0
GANUS, Jake	1	0	0.0	0	0
RICHARDS, Cornelius	1	22	22.0	0	22
BURDETTE, Marvin	1	36	36.0	1	36
Total	6	71	11.8	1	36
Opponents	13	164	12.6	1	78

PUNT RETURNS	No.	Yds	Avg	TD	Long
WILLIAMS, Jackie	14	132	9.4	1	79
FARMER, Lamarcus	9	66	7.3	0	20
JONES, Calvin	1	20	20.0	0	0
SLAUGHTER, Derek	1	21	21.0	0	0
BRACKETT, Kelton	1	2	2.0	0	2
ADAMS, Nick	0	20	0.0	1	20
Total	26	261	10.0	2	79
Opponents	22	358	16.3	0	57

KICK RETURNS	No.	Yds	Avg	TD	Long
FRANKLIN, Greg	11	219	19.9	0	42
WILLIAMS, Jackie	10	227	22.7	0	53
ADAMS, Nick	6	137	22.8	0	30
NELSON, Jamarcus	3	53	17.7	0	20
COLES, Bashr	2	32	16.0	0	19
REAVES, Darrin	1	19	19.0	0	19
Total	33	687	20.8	0	53
Opponents	32	816	25.5	0	64

TOTAL OFFENSE	G	Plays	Rush	Pass	Total	Avg/G
BROWN, Austin	12	417	-237	2673	2436	203.0
PERRY, Jonathan	8	158	61	1033	1094	136.8
REAVES, Darrin	12	215	1037	0	1037	86.4
COLES, Bashr	11	39	262	0	262	23.8
FRANKLIN, Greg	12	36	180	0	180	15.0
JACKSON, Dontavious	9	21	44	0	44	4.9
MULLINS, Hunter	12	1	-1	0	-1	-0.1
TEAM	7	6	-23	0	-23	-3.3
Total	12	895	1323	3706	5029	419.1
Opponents	12	833	2192	2935	5127	427.2

KICKOFFS	No.	Yds	Avg	TB	OB	Retn	Net	YdLn
LONG, Ty	64	4039	63.1	32	0			
FARMER, Lamarcus	1	65	65.0	0	0			
Total	65	4104	63.1	32	0	816	38.3	26
Opponents	82	5093	62.1	43	2	687	40.6	2

PUNTING	No.	Yds	Avg	Lng	TB	FC	I20	Blkd
MULLINS, Hunter	50	2239	44.8	61	7	12	14	1
TEAM	2	0	0.0	0	0	0	0	1
Total	52	2239	43.1	61	7	12	14	2
Opponents	53	2042	38.5	60	1	4	12	30

UAB

2013 FOOTBALL

2012 Season Statistics



RB Darrin Reaves



WR Patrick Hearn

Scoring/Total Offense

SCORING	TD	FGs	Kick	PATs			DXP	Saf	Points
				Rush	Rcv	Pass			
REAVES, Darrin	14	0-0	0-0	0-0	0	0-0	0	0	84
LONG, Ty	0	14-17	39-41	0-0	0	0-0	0	0	81
NELSON, Jamarcus	4	0-0	0-0	0-0	0	0-0	0	0	24
FRANKLIN, Greg	4	0-0	0-0	0-0	0	0-0	0	0	24
BACKMAN, Kennard	4	0-0	0-0	0-0	0	0-0	0	0	24
ADAMS, Nick	3	0-0	0-0	0-0	0	0-0	0	0	18
HEARN, Patrick	3	0-0	0-0	0-0	0	0-0	0	0	18
PERRY, Jonathan	2	0-0	0-0	0-0	0	0-2	0	0	12
WILLIAMS, Jackie	2	0-0	0-0	0-0	0	0-0	0	0	12
DAVIS, Jay	2	0-0	0-0	0-0	0	0-0	0	0	12
ACCURSIO, Sam	2	0-0	0-0	0-0	0	0-0	0	0	12
BURDETTE, Marvin	1	0-0	0-0	0-0	0	0-0	0	0	6
COLES, Bashr	1	0-0	0-0	0-0	0	0-0	0	0	6
JACKSON, Dontavius	1	0-0	0-0	0-0	0	0-0	0	0	6
Total	43	14-17	39-41	0-0	0	0-2	0	0	339
Opponents	57	15-20	53-55	2-2	0	0-0	1	2	450

ALL PURPOSE	G	Rush	Rec	PR	KOR	IR	Tot	Avg/G
REAVES, Darrin	12	1037	302	0	19	0	1358	113.2
WILLIAMS, Jackie	12	0	799	132	227	0	1158	96.5
ADAMS, Nick	12	0	656	20	137	0	813	67.8
HEARN, Patrick	10	0	628	0	0	0	628	62.8
FRANKLIN, Greg	12	180	190	0	219	0	589	49.1
NELSON, Jamarcus	10	0	414	0	53	0	467	46.7
COLES, Bashr	11	262	76	0	32	0	370	33.6
DAVIS, Jay	11	0	277	0	0	0	277	25.2
BACKMAN, Kennard	12	0	235	0	0	0	235	19.6
ACCURSIO, Sam	11	0	88	0	0	0	88	8.0
FARMER, Lamarcus	12	0	0	66	0	0	66	5.5
PERRY, Jonathan	8	61	0	0	0	0	61	7.6
JACKSON, Dontavius	9	44	0	0	0	0	44	4.9
BURDETTE, Marvin	12	0	0	0	0	36	36	3.0
HERRING, Stephen	12	0	31	0	0	0	31	2.6
RICHARDS, Cornelius	11	0	0	0	0	22	22	2.0
SLAUGHTER, Derek	12	0	0	21	0	0	21	1.8
JONES, Calvin	11	0	0	20	0	0	20	1.8
JOHNSON, Lamar	11	0	0	0	0	13	13	1.2
JONES, Santonio	8	0	10	0	0	0	10	1.2
BRACKETT, Kelton	12	0	0	2	0	0	2	0.2
MULLINS, Hunter	12	-1	0	0	0	0	-1	-0.1
TEAM	7	-23	0	0	0	0	-23	-3.3
BROWN, Austin	12	-237	0	0	0	0	-237	-19.8
Total	12	1323	3706	261	687	71	6048	504.0
Opponents	12	2192	2935	358	816	164	6465	538.8

FIELD GOALS	FGM-FGA	Pct	01-19	20-29	30-39	40-49	50-99	LG	Blk
LONG, Ty	14-17	82.4	0-0	5-5	2-2	5-6	2-4	54	1

FG SEQUENCE (TY LONG)	UAB	OPPONENTS
TROY	(27)	(44)
South Carolina	(33),(46)	36
Ohio State	(47),(54),(34),47	-
Tulsa	-	35
Southeastern Louisiana	(53)	(33)
Houston	(27)	(23),(27),(23),48,(29),(52),(26)
East Carolina	-	(20),(25)
Tulane	(25),56	(21),(32)
Southern Miss	(43),(40)	46,(41)
MARSHALL	(27),52	(38)
MEMPHIS	(48)	(51),42
UCF	(25)	-

Numbers in (parentheses) indicate field goal was made.

UAB

2013 FOOTBALL

2012 Defensive Statistics

Defensive Leaders	GP	---Tackles---			TFL/Yds	-Sacks-		---Pass Def---			-Fumbles-		Blkd	
		Solo	Ast	Total		No-Yards	Int-Yds	BrUp	QBH	Rcv-Yds	FF	Kick	Saf	
43 BURDETTE, Marvin	12	90	67	157	13.0-35	2.0-11	1-36	1	.	2-0	2	.	.	
7D IRVIN, Greg	12	45	27	72	7.5-30	1.0-5	.	2	1	2-8	.	.	.	
11 JONES, Calvin	11	39	32	71	2.5-5	0.5-2	.	1	.	2-0	1	1	.	
4D GANUS, Jake	12	36	27	63	3.5-8	.	1-0	3	.	1-0	.	.	.	
3 FARMER, Lamarus	12	28	22	50	4.0-17	.	.	8	
47 BASTIEN, Patrick	12	21	12	33	6.0-31	2.0-17	1	.	.	
28 RICHARDS, Cornelius	11	25	8	33	1.0-1	1.0-1	1-22	2	.	1-0	.	.	.	
46 WATKINS, Diaheem	7	14	18	32	4.0-17	1.5-9	.	1	1	
6D JOHNSON, Lamar	11	20	12	32	1.5-2	.	2-13	1	
21 BRACKETT, Kelton	12	18	12	30	1.0-2	2	.	.	
42 JONES, Shaq	12	17	13	30	0.5-2	
33 SLAUGHTER, Derek	12	19	9	28	1.0-6	1.0-6	1-0	1	.	
95 SCOTT, Deric	12	10	17	27	4.0-6	1.0-2	
90 WALTON, Chris	12	12	9	21	7.5-18	1.5-9	.	.	2	1-0	.	.	.	
55 MORRIS, Jontavious	12	9	11	20	3.5-16	1-0	.	.	.	
1B WEBB, Cortez	10	12	7	19	
13 POWELL, Darius	7	10	8	18	.	.	.	3	
48 BOYETT, Connor	12	11	6	17	4.0-18	3.0-12	.	1	.	1-0	2	1	.	
8D HEIGHT, Nyiakki	10	8	7	15	
31 CREWS, Tevin	11	9	6	15	0.5-3	.	.	1	.	1-11	.	.	.	
49 RABB, Chris	12	8	6	14	6.5-36	3.5-32	.	.	3	
18 GRISSETT, Trey	12	2	11	13	1.5-6	1.0-6	
96 CHRISTIAN, Jewel	9	5	6	11	1.0-3	.	.	1	.	.	1	.	.	
51 PARRISH, Jesse	6	3	4	7	1.0-3	.	.	2	
2 LONG, Ty	12	3	1	4	
10 LANDERS, Vashon	10	3	1	4	.	.	.	1	
16 HEARN, Patrick	10	3	.	3	
9 DAVIS, Jay	11	.	2	2	
14 PERRY, Jonathan	8	.	2	2	
41 NOLEN, Landon	5	2	.	2	
TM TEAM	7	2	.	2	2.0-7	1.0-6	1	1	.	
36 MULLINS, Hunter	12	.	1	1	
58 BANKS, Steven	1	1	.	1	
25 CHALLENGER, Destin	8	.	1	1	
38 JONES, Santonio	8	1	.	1	
61 KLEIN, Taylor	11	1	.	1	
79 PAYNE, Cody	12	1	.	1	
89 ONUFRAK, Jamie	7	1	.	1	
24 FRANKLIN, Greg	12	1	.	1	
12 ADAMS, Nick	12	.	1	1	
78 GREEN, Aaron	10	1	.	1	
19 BROWN, Devon	2	1	.	1	
56 BYRD, Roscoe	10	1	.	1	
Total	12	493	366	859	77-272	20-118	6-71	28	7	12-19	10	4	.	
Opponents	12	499	366	865	87.0-429	42-313	13-164	54	31	14-65	14	5	2	

UAB

2013 FOOTBALL

2012 Game-By-Game Statistics

Individual Rushing/Passing

Opponent	Darrin Reaves, RB				Greg Franklin, RB				Austin Brown, QB					
	G/GS	Att./Yds.	TD	LG	G/GS	Att./Yds.	TD	LG	G/GS	C/A	Yds	TD	I	LG
Troy	1/0	11/48	0	11	1/1	6/42	0	16	1/0	1/1	8	0	0	8
at South Carolina	2/0	7/16	0	13	2/2	8/18	0	10	2/0	3/3	21	0	0	10
at Ohio State	3/0	16/72	0	11	3/3	3/21	0	11	3/0	21/35	196	0	1	32
Tulsa*	4/0	16/61	3	30	4/4	2/-14	0	0	4/1	20/30	337	3	1	75
Southeastern Louisiana	5/1	14/54	1	11	5/4	7/34	1	16	5/2	16/22	266	1	0	53
at Houston*	6/2	10/42	0	13	6/4	5/50	1	11	6/3	20/43	302	1	1	62
East Carolina*	7/3	21/69	2	13	7/4	3/12	0	11	7/4	22/37	319	3	0	66
at Tulane*	8/4	21/166	3	29	8/4	2/27	0	29	8/5	26/52	409	3	3	63
at Southern Miss*	9/5	35/223	2	27	9/4	—/—	—	—	9/6	17/29	228	1	1	40
Marshall*	10/6	32/184	2	20	10/4	—/—	—	—	10/7	20/34	197	2	3	33
Memphis*	11/6	14/38	0	7	11/4	—/—	—	—	11/7	23/41	187	1	1	28
at UCF*	12/7	18/71	0	19	12/4	—/—	—	—	12/8	16/28	203	0	1	31
Opponent	Dontavious Jackson, RB				Jonathan Perry, QB				Jonathan Perry, QB					
G/GS	Att./Yds.	TD	LG	G/GS	Att./Yds.	TD	LG	G/GS	C/A	Yds	TD	I	LG	
Troy	1/0	11/26	1	9	1/1	13/54	1	12	1/1	18/33	317	2	1	47
at South Carolina	2/0	3/3	0	3	2/2	11/-8	0	9	2/2	17/34	219	0	0	31
at Ohio State	3/0	2/10	0	8	3/3	5/26	0	13	3/3	7/11	63	0	0	13
Tulsa*		DNP				DNP				DNP				
Southeastern Louisiana		DNP			4/3	2/-1	0	2	4/3	8/10	90	2	0	18
at Houston*	4/0	1/1	0	1	5/3	—/—	—	—	5/3	3/6	37	0	0	18
East Carolina*	5/0	—/—	—	—		DNP				DNP				
at Tulane*	6/0	—/—	—	—		DNP				DNP				
at Southern Miss*		DNP			6/3	—/—	—	—	6/3	—/—	—	—	—	—
Marshall*	7/0	—/—	—	—	7/3	—/—	—	—	7/3	—/—	—	—	—	—
Memphis*	8/1	4/11	0	10		DNP				DNP				
at UCF*	9/1	—/—	—	—	8/3	5/-2	1	—	8/3	21/28	307	2	0	76
Opponent	Jamarcus Nelson, WR				Bashr Coles, RB				Joe Bento, QB					
G/GS	Att./Yds.	TD	LG	G/GS	Att./Yds.	TD	LG	G/GS	C/A	Yds	TD	I	LG	
Troy	1/0	—/—	—	—	1/0	—/—	—	—	0/0	—/—	—	—	—	—
at South Carolina	2/1	1/0	0	0	2/0	7/18	0	12	0/0	—/—	—	—	—	—
at Ohio State	3/1	—/—	—	—	3/0	3/21	0	10	0/0	—/—	—	—	—	—
Tulsa*	4/2	—/—	—	—	4/0	3/11	0	10	0/0	—/—	—	—	—	—
Southeastern Louisiana	5/3	—/—	—	—	5/0	11/84	1	35	1/0	—/—	—	—	—	—
at Houston*	6/4	—/—	—	—	6/0	—/—	—	—	0/0	—/—	—	—	—	—
East Carolina*	7/4	—/—	—	—		DNP			0/0	—/—	—	—	—	—
at Tulane*		DNP			7/0	1/17	0	17	0/0	—/—	—	—	—	—
at Southern Miss*		DNP			8/0	3/22	0	18	0/0	—/—	—	—	—	—
Marshall*	8/4	—/—	—	—	9/0	5/60	0	39	0/0	—/—	—	—	—	—
Memphis*	9/4	—/—	—	—	10/0	3/6	0	5	2/1	0/1	0	0	0	0
at UCF*	10/4	—/—	—	—	11/0	3/27	0	18		DNP				
Opponent	Austin Brown, QB													
G/GS	Att./Yds.	TD	LG											
Troy	1/0	2/-10	0	0										
at South Carolina	2/0	5/6	0	13										
at Ohio State	3/0	5/-6	0	3										
Tulsa*	4/1	14/-57	0	8										
Southeastern Louisiana	5/2	2/-10	0	0										
at Houston*	6/3	10/-57	0	5										
East Carolina*	7/4	1/1	0	1										
at Tulane*	8/5	4/3	0	6										
at Southern Miss*	9/6	8/-38	0	3										
Marshall*	10/7	3/-33	0	0										
Memphis*	11/7	7/-29	0	9										
at UCF*	12/8	1/-7	0	0										

UAB

2013 FOOTBALL

2012 Game-By-Game Statistics

Individual Receiving

Opponent	Jamarcus Nelson, WR				Jackie Williams, WR				Santonio Jones, FB			
	G/GS	Rec./Yds.	TD	LG	G/GS	Rec./Yds.	TD	LG	G/GS	Rec./Yds.	TD	LG
Troy	1/0	1/24	1	24	1/1	6/157	0	47		DNP		
at South Carolina	2/1	1/31	0	31	2/1	5/45	0	21		DNP		
at Ohio State	3/1	2/17	0	13	3/2	5/55	0	21		DNP		
Tulsa*	4/2	4/146	2	75	4/2	4/73	0	35		DNP		
Southeastern Louisiana	5/3	—/—	—	—	5/3	4/59	0	20	1/0	1/10	0	10
at Houston*	6/4	6/106	0	28	6/3	2/35	0	19	2/0	—/—	—	—
East Carolina*	7/4	5/60	1	35	7/3	3/50	0	29	3/0	—/—	—	—
at Tulane*		DNP			8/3	6/143	1	63	4/0	—/—	—	—
at Southern Miss*		DNP			9/3	5/57	0	40	5/0	—/—	—	—
Marshall*	8/4	3/30	0	11	10/4	2/26	0	14	6/0	—/—	—	—
Memphis*	9/4	0/0	0	0	11/4	3/44	0	28	7/0	—/—	—	—
at UCF*	10/4	—/—	—	—	12/4	8/55	0	31	8/0	—/—	—	—
Opponent	Darrin Reaves, RB				Patrick Hearn, WR				Sam Accursio, TE			
G/GS	Rec./Yds.	TD	LG	G/GS	Rec./Yds.	TD	LG	G/GS	Rec./Yds.	TD	LG	
Troy	1/0	2/8	0	10	1/1	7/108	0	28	1/0	—/—	—	—
at South Carolina	2/0	—/—	—	—	2/1	4/66	0	27		DNP		
at Ohio State	3/0	7/42	0	13	3/2	4/40	0	23	2/1	1/7	0	7
Tulsa*	4/0	1/7	0	7	4/3	5/27	1	9	3/2	—/—	—	—
Southeastern Louisiana	5/1	3/57	0	42		DNP			4/2	1/7	0	7
at Houston*	6/2	3/15	0	14		DNP			5/3	—/—	—	—
East Carolina*	7/3	2/27	0	19	5/4	1/5	0	5	6/3	2/17	1	13
at Tulane*	8/4	7/55	0	17	6/5	2/36	0	27	7/4	—/—	—	—
at Southern Miss*	9/5	1/3	0	3	7/6	5/54	0	18	8/4	2/25	1	18
Marshall*	10/6	6/37	0	11	8/6	2/47	1	33	9/4	1/4	0	4
Memphis*	11/6	3/-1	0	9	9/6	4/44	0	21	10/5	3/20	0	10
at UCF*	12/7	6/52	1	16	10/7	8/201	1	76	11/6	1/8	0	8
Opponent	Jay Davis, WR				Greg Franklin, RB				Stephen Herring, WR			
G/GS	Rec./Yds.	TD	LG	G/GS	Rec./Yds.	TD	LG	G/GS	Rec./Yds.	TD	LG	
Troy		DNP			1/1	1/21	1	21	1/0	—/—	—	—
at South Carolina	1/1	4/25	0	9	2/2	2/23	0	12	2/0	1/10	0	10
at Ohio State	2/1	2/14	0	7	3/3	—/—	—	—	3/0	—/—	—	—
Tulsa*	3/1	—/—	—	—	4/4	—/—	—	—	4/0	—/—	—	—
Southeastern Louisiana	4/2	2/18	1	10	5/4	4/86	1	53	5/0	1/8	—	8
at Houston*	5/2	3/84	1	62	6/4	2/33	0	25	6/0	—/—	—	—
East Carolina*	6/3	2/18	0	9	7/4	1/11	0	11	7/0	—/—	—	—
at Tulane*	7/4	2/19	0	13	8/4	2/16	0	12	8/0	—/—	—	—
at Southern Miss*	8/5	1/15	0	15	9/4	—/—	—	—	9/0	—/—	—	—
Marshall*	9/5	1/-2	0	0	10/4	—/—	—	—	10/0	—/—	—	—
Memphis*	10/5	—	—	—	11/4	—/—	—	—	11/1	—/—	—	—
at UCF*	11/5	4/66	0	23	12/4	—/—	—	—	12/1	1/13	0	13
Opponent	Nick Adams, WR				Bashr Coles, RB				Kennard Backman, TE			
G/GS	Rec./Yds.	TD	LG	G/GS	Att./Yds.	TD	LG	G/GS	Rec./Yds.	TD	LG	
Troy	1/1	2/7	0	4	1/0	—/—	—	—	1/1	—/—	—	—
at South Carolina	2/2	2/21	0	14	2/0	7/18	0	12	2/2	1/19	0	19
at Ohio State	3/3	5/45	0	12	3/0	1/32	0	32	3/2	1/7	0	7
Tulsa*	4/3	4/71	0	39	4/0	—/—	—	—	4/3	2/13	0	7
Southeastern Louisiana	5/4	4/68	1	39	5/0	—/—	—	—	5/3	4/43	0	18
at Houston*	6/5	6/55	0	13	6/0	—/—	—	—	6/4	1/11	0	11
East Carolina*	7/6	3/114	0	66		DNP			7/5	2/17	1	9
at Tulane*	8/7	5/119	0	41	7/0	—/—	—	—	8/6	2/21	2	20
at Southern Miss*	9/8	2/35	0	32	8/0	3/22	0	18	9/7	—/—	—	—
Marshall*	10/9	3/47	0	11	9/0	—/—	—	—	10/8	2/8	—	8
Memphis*	11/9	5/42	0	16	10/0	—/—	—	—	11/8	3/18	1	13
at UCF*	12/10	3/32	0	18	11/0	1/5	0	5	12/9	5/78	0	26

UAB

2013 FOOTBALL

2012 Individual Game-By-Game

TOTAL TACKLES	UA-A	TOT	TROY	SC	OSU	TULSA	SLU	HOU	ECU	TLN	USM	MARSHALL	MEMPHIS	UCF
BURDETTE, Marvin LB	90-67	157	3-7	6-1	4-4	8-5	3-5	5-12	12-5	16-8	7-4	10-7	8-2	8-7
IRVIN, Greg LB	45-27	72	7-5	4-0	6-2	4-4	0-1	6-2	6-1	3-1	2-1	3-3	3-2	1-5
JONES, Calvin SAF	39-32	71	3-2	3-2	5-3	3-3	2-0	3-7	4-2	DNP	5-2	2-3	5-2	4-6
GANUS, Jake SAF	36-27	63	2-2	2-1	6-3	7-3	2-0	2-6	6-3	4-5	0-2	1-1	1-0	3-1
FARMER, Lamarcus CB	28-22	50	0-1	3-0	2-1	2-2	2-1	5-8	3-2	1-1	3-4	2-1	3-0	2-1
RICHARDS, Cornelius CB	25-8	33	1-1	0-1	1-1	5-0	2-1	3-0	DNP	2-0	-	6-0	1-0	4-4
BASTIEN, Patrick LB	21-12	33	2-1	1-0	2-1	4-1	0-1	3-2	2-1	3-0	1-2	-	3-0	0-3
WATKINS, Diaheem DE	14-18	32	4-1	-	2-2	1-5	5-4	2-6	-	DNP	DNP	DNP	DNP	DNP
JOHNSON, Lamar SAF	20-12	32	1-0	DNP	-	3-1	1-0	2-4	1-1	3-3	0-1	1-1	4-0	4-1
BRACKETT, Kelton CB	18-12	30	1-0	2-1	3-0	1-3	2-2	1-4	1-0	2-0	-	1-1	3-1	1-0
JONES, Shaq LB	17-13	30	1-2	2-1	-	1-1	3-0	0-1	-	5-3	2-2	1-0	-	2-3
SLAUGHTER, Derek LB	19-9	28	1-2	-	-	5-0	0-1	2-1	3-0	1-1	0-2	4-1	2-0	1-1
SCOTT, Deric DT	10-17	27	0-3	-	1-1	1-1	0-2	2-4	3-2	-	1-1	1-1	1-1	0-1
WALTON, Chris DE	12-9	21	2-1	1-0	1-1	1-0	0-1	1-2	1-0	-	2-3	1-0	2-0	0-1
MORRIS, Jontavious DT	9-11	20	-	1-1	-	0-1	0-1	0-2	-	0-2	0-1	4-1	4-1	0-1
WEBB, Cortez SAF	12-7	19	3-0	2-1	0-1	DNP	DNP	0-1	2-0	1-0	0-1	1-1	3-2	-
POWELL, Darius CB	10-8	18	2-1	DNP	DNP	1-0	-	3-1	3-1	1-3	DNP	DNP	DNP	0-2
BOYETT, Connor DT	11-6	17	0-1	0-3	0-1	-	2-0	-	1-0	1-1	4-0	-	2-0	1-0
HEIGHT, Nyaikki SAF	8-7	15	1-0	1-0	DNP	1-0	2-3	3-2	-	DNP	-	0-1	-	0-1
CREWS, Tevin LB	9-6	15	0-1	2-1	DNP	1-0	0-1	1-1	-	2-1	1-0	2-1	-	-
RABB, Chris LB	8-6	14	-	2-0	-	-	-	-	1-2	-	3-1	2-2	0-1	-
GRISSETT, Trey DE	2-11	13	0-1	0-1	-	0-1	0-1	0-2	2-3	-	-	0-1	-	0-1
CHRISTIAN, Jewel DT	5-6	11	0-2	-	DNP	0-1	1-0	-	0-1	3-1	0-1	1-0	DNP	DNP
PARRISH, Jesse LB	3-4	7	1-0	-	-	-	2-4	-	DNP	DNP	DNP	DNP	DNP	DNP
LANDERS, Vashon CB	3-1	4	DNP	-	0-1	-	1-0	-	1-0	DNP	-	-	-	1-0
LONG, Ty, K	3-1	4	0-1	-	-	-	-	-	-	-	1-0	1-0	-	1-0
HEARN, Patrick, WR	3-0	3	-	-	1-0	-	DNP	DNP	-	1-0	1-0	-	-	-
NOLEN, Landon SAF	2-0	2	DNP	DNP	DNP	DNP	DNP	DNP	DNP	1-0	-	-	-	1-0
PERRY, Jonathan, QB	0-2	2	-	-	-	DNP	-	-	DNP	DNP	0-1	0-1	DNP	-
TEAM	2-0	2	-	-	1-0	-	-	-	-	-	-	-	1-0	-
DAVIS, Jay, SAF	0-2	2	DNP	-	-	-	-	-	-	-	0-1	0-1	-	-
FRANKLIN, Greg, RB	1-0	1	-	-	-	-	-	-	-	1-0	-	-	-	-
ONUFRAK, Jamie DE	1-0	1	-	1-0	-	-	DNP	-	-	-	DNP	DNP	DNP	DNP
JONES, Santonio LB	1-0	1	DNP	DNP	DNP	DNP	-	-	-	-	-	-	1-0	-
CHALLENGER, Destin LB	0-1	1	-	-	-	-	0-1	DNP	DNP	DNP	-	-	-	DNP
BYRD, Roscoe DL	1-0	1	-	-	-	-	DNP	-	-	1-0	-	-	-	DNP
GREEN, Aaron, OL	1-0	1	DNP	1-0	-	-	DNP	-	-	-	-	-	-	-
PAYNE, Cody, OT	1-0	1	-	-	-	-	-	-	-	-	-	-	1-0	-
MULLINS, Hunter, P	0-1	1	-	-	-	-	-	-	-	-	-	-	-	0-1
BROWN, Devon CB	1-0	1	1-0	DNP	DNP	DNP	DNP	DNP	DNP	DNP	-	DNP	DNP	DNP
BANKS, Steven LB	1-0	1	DNP	DNP	DNP	DNP	DNP	DNP	DNP	1-0	DNP	DNP	DNP	DNP
ADAMS, Nick, WR	0-1	1	0-1	-	-	-	-	-	-	-	-	-	-	-
KLEIN, Taylor, LS	1-0	1	-	-	-	-	-	-	-	-	-	-	1-0	DNP
SACKS	UA-A	TOT	TROY	SC	OSU	TULSA	SLU	HOU	ECU	TLN	USM	MARSHALL	MEMPHIS	UCF
RABB, Chris LB	3-1	3.5	-	2.0-21	-	-	-	-	-	-	-	1.0-10	0.5-1	-
BOYETT, Connor DT	3-0	3.0	-	-	-	-	1.0-7	-	-	-	1.0-0	-	-	1.0-5
BURDETTE, Marvin LB	2-0	2.0	-	1.0-2	-	1.0-9	-	-	-	-	-	-	-	-
BASTIEN, Patrick LB	2-0	2.0	-	-	-	-	-	1.0-4	-	-	-	-	1.0-13	-
WATKINS, Diaheem DE	1-1	1.5	-	-	-	-	1.5-9	-	-	DNP	DNP	DNP	DNP	DNP
WALTON, Chris DE	1-1	1.5	-	-	1.0-7	-	-	-	-	-	0.5-2	-	-	-
RICHARDS, Cornelius CB	1-0	1.0	-	-	-	-	-	-	DNP	-	-	1.0-1	-	-
GRISSETT, Trey DE	0-2	1.0	-	-	-	-	0.5-4	-	0.5-2	-	-	-	-	-
TEAM	1-0	1.0	-	-	1.0-6	-	-	-	-	-	-	-	-	-
SLAUGHTER, Derek LB	1-0	1.0	-	-	-	-	-	-	-	-	-	1.0-6	-	-
SCOTT, Deric DT	0-2	1.0	-	-	-	-	-	-	0.5-2	-	-	-	0.5-0	-
IRVIN, Greg LB	1-0	1.0	-	-	-	-	-	-	-	-	-	-	1.0-5	-
JONES, Calvin SAF	0-1	0.5	-	-	-	-	-	-	-	DNP	0.5-2	-	-	-
TACKLES FOR LOSS	UA-A	TOT	TROY	SC	OSU	TULSA	SLU	HOU	ECU	TLN	USM	MARSHALL	MEMPHIS	UCF
BURDETTE, Marvin LB	9-8	13.0	1.5-2	1.0-2	-	1.0-9	0.5-0	1.5-7	2.0-3	1.0-2	0.5-1	0.5-1	1.5-4	2.0-4
WALTON, Chris DE	6-3	7.5	1.0-1	1.0-1	1.0-7	-	0.5-1	-	-	-	2.0-5	-	2.0-3	-
IRVIN, Greg LB	7-1	7.5	-	-	-	-	-	2.0-4	-	-	1.0-6	2.5-9	2.0-11	-
RABB, Chris LB	6-1	6.5	-	2.0-21	-	-	-	-	-	-	3.0-4	1.0-10	0.5-1	-
BASTIEN, Patrick LB	6-0	6.0	-	-	-	1.0-4	-	2.0-10	-	1.0-1	-	-	2.0-16	-
BOYETT, Connor DT	4-0	4.0	-	-	-	-	1.0-7	-	-	-	1.0-5	-	1.0-1	1.0-5
WATKINS, Diaheem DE	2-4	4.0	0.5-2	-	-	0.5-4	2.5-11	0.5-0	-	DNP	DNP	DNP	DNP	DNP
SCOTT, Deric DT	2-4	4.0	1.0-2	-	1.0-1	-	-	-	1.5-3	-	-	-	0.5-0	-
FARMER, Lamarcus CB	4-0	4.0	-	-	1.0-6	-	1.0-2	1.0-5	-	-	1.0-4	-	-	-
MORRIS, Jontavious DT	2-3	3.5	-	-	-	0.5-4	-	-	-	0.5-2	-	1.0-8	1.5-2	-
GANUS, Jake SAF	3-1	3.5	-	-	-	1.0-1	2.0-6	-	-	0.5-1	-	-	-	-
JONES, Calvin SAF	1-3	2.5	-	-	-	1.0-3	-	-	-	DNP	0.5-2	0.5-0	0.5-0	-
TEAM	2-0	2.0	-	-	1.0-6	-	-	-	-	-	-	-	1.0-1	-
JOHNSON, Lamar SAF	1-1	1.5	-	DNP	-	1.0-1	-	0.5-1	-	-	-	-	-	-
GRISSETT, Trey DE	0-3	1.5	-	-	-	-	0.5-4	-	0.5-2	-	-	0.5-0	-	-
SLAUGHTER, Derek LB	1-0	1.0	-	-	-	-	-	-	-	-	-	1.0-6	-	-
CHRISTIAN, Jewel DT	0-2	1.0	0.5-1	-	DNP	-	-	-	-	-	0.5-2	-	DNP	DNP
PARRISH, Jesse LB	1-0	1.0	-	-	-	-	1.0-3	-	DNP	DNP	DNP	DNP	DNP	DNP
BRACKETT, Kelto CB	0-2	1.0	-	-	-	-	-	0.5-1	-	-	-	-	0.5-1	-
RICHARDS, Come CB	1-0	1.0	-	-	-	-	-	-	DNP	-	-	1.0-1	-	-
CREWS, Tevin LB	0-1	0.5	0.5-3	-	DNP	-	-	-	-	-	-	-	-	-
JONES, Shaq LB	0-1	0.5	-	-	-	-	-	-	-	-	0.5-2	-	-	-
JONES, Calvin SAF	0-2	1.0	-	DNP	DNP	-	-	-	-	-	0.5-0	-	-	0.5-0
GRISSETT, Trey DL	0-1	0.5	DNP	DNP	-	-	-	-	-	-	0.5-1	-	-	-
PEPPERS, Tyler DL	0-1	0.5	-	-	-	-	0.5-0	-	-	-	DNP	DNP	DNP	DNP

UAB

2013 FOOTBALL

2012 Game-By-Game Team Statistics

Game	Score	1ST DOWNS		RUSHING [No-Yds-TD]	PASSING			TOTAL OFF [Plays-Yds]	PUNTS [No.-Avg.]	FUM [N-L]	PENALTY [No-Yds]	3rd Dns	Time of Poss
		[Tot]	Ru-Pa-Pen]		[C-A-I]	Yds	TD]						
Troy	39	19	14-5-0	45-262-3	13-22-0	191	2	67-453	6-37.0	2-2	11-107	5-13	28:47
UAB	29	23	10-11-2	44-134-2	19-34-1	325	2	78-459	4-48.8	4-3	9-47	8-16	31:13
UAB	6	20	4-12-4	42-27-0	20-37-0	240	0	79-267	7-41.1	1-1	6-63	5-19	36:13
South Carolina	49	20	8-10-2	31-179-3	15-27-1	322	3	58-501	4-37.5	1-1	6-69	6-12	23:47
UAB	15	22	7-11-4	34-144-0	28-46-1	259	0	80-403	3-31.0	2-1	9-99	7-17	33:55
Ohio State	29	20	11-9-0	37-204-4	12-20-0	143	0	57-347	7-36.4	0-0	7-60	3-10	26:05
Tulsa	49	29	14-12-3	46-241-5	23-39-1	237	2	85-478	5-35.4	1-1	5-65	5-13	31:48
UAB	42	18	6-9-3	35-1-3	20-20-1	337	3	65-338	7-46.1	4-2	12-115	4-12	28:12
Southeastern La. 3	9	2	2-4-3	30-47-0	10-24-1	78	0	54-125	8-44.6	3-1	7-64	1-14	26:12
UAB	52	26	8-17-1	38-156-3	24-32-0	356	3	70-512	1-32.0	2-0	7-70	8-12	33:48
UAB	17	21	7-13-1	27-35-1	23-49-1	339	1	76-374	4-54.2	1-1	11-90	5-15	26:22
Houston	39	32	10-20-2	49-186-2	34-46-0	380	1	95-566	2-37.5	1-1	3-45	11-20	33:38
East Carolina	42	27	11-15-1	42-214-3	23-35-0	386	2	77-600	2-43.5	0-0	7-53	9-14	32:31
UAB	35	19	7-9-3	25-82-2	22-37-0	319	3	62-401	5-44.6	0-0	7-55	5-12	27:29
UAB	45	29	10-17-2	28-213-3	26-53-3	409	3	81-622	3-50.3	1-1	6-46	5-13	25:01
Tulane	55	26	7-17-2	37-153-2	34-42-1	466	5	79-619	2-43.5	2-2	10-71	9-14	34:59
UAB	27	25	14-8-3	46-207-2	17-29-1	228	1	75-435	5-38.4	3-2	6-61	6-14	33:27
Southern Miss	19	16	10-4-2	38-183-2	10-26-1	112	0	64-295	6-36.3	4-2	4-41	3-13	26:23
Marshall	31	18	8-10-0	41-121-2	25-34-1	216	2	75-337	6-36.3	0-0	2-30	6-16	25:29
UAB	38	25	11-12-2	42-209-2	20-34-3	197	2	76-406	2-42.0	2-1	5-30	7-15	34:31
Memphis	46	20	8-9-3	42-208-3	15-17-0	160	3	59-333	3-39.7	2-2	5-60	6-11	31:05
UAB	9	16	3-11-2	28-67-0	23-42-1	187	1	70-213	8-40.4	1-1	6-54	4-16	28:55
UAB	24	26	6-20-0	27-89-1	37-56-1	510	2	83-599	3-39.3	1-1	3-31	6-16	29:57
UCF	49	23	8-14-1	39-229-4	18-24-0	244	2	63-473	2-38.5	0-0	3-15	6-11	30:03

UAB

2013 FOOTBALL

2012 Game-By-Game Starters

Offense	LT	LG	C	RG	RT	WR	WR	QB	RB	TE	WR	PK
Troy	Hubbard	O'Leary	Hix	Payne	Ike	Adams	Hearn	Perry	Franklin	Backman	Williams	Long
at South Carolina	Hubbard	O'Leary	Hix	Payne	Ike	Adams	Nelson	Perry	Franklin	Backman	Davis	Long
at Ohio State	Hubbard	O'Leary	Autrey	Green	Ike	Adams	Hearn	Perry	Franklin	Accursio (FB)	Williams	Long
Tulsa	Hubbard	Blankenship	Hix	Payne	Ike	Nelson	Hearn	Brown	Franklin	Backman	Accursio (FB)	Long
Southeastern La.	Hubbard	Hix	Autrey	Blankenship	Ike	Adams	Nelson	Brown	Reaves	Davis (WR)	Williams	Long
at Houston	Hubbard	Hix	Autrey	Blankenship	Ike	Adams	Nelson	Brown	Reaves	Backman	Accursio (FB)	Long
East Carolina	Hubbard	Hix	Autrey	Blankenship	Ike	Adams	Hearn	Brown	Reaves	Backman	Davis	Long
at Tulane	Hubbard	O'Leary	Autrey	Blankenship	Ike	Adams	Hearn	Brown	Reaves	Backman	Davis	Long
at Southern Miss	Hubbard	Green	O'Leary	Blankenship	Ike	Adams	Hearn	Brown	Reaves	Backman	Davis	Long
Marshall	Hubbard	Green	Autrey	Blankenship	Ike	Adams	Williams	Brown	Reaves	Backman	Accursio (FB)	Long
Memphis	Hubbard	Green	Autrey	Blankenship	Ike	Herring	Accursio	Bento	Jackson	Longoria	Mostella (RB)	Long
at UCF	Hubbard	Green	Autrey	Blankenship	Ike	Adams	Hearn	Brown	Reaves	Backman	Accursio (FB)	Long

Defense	DE	DT	DT	DE	SLB	MLB	WLB	CB	SAF	SAF	CB	P
Troy	Watkins	Boyett	Scott	Walton	Irvin	Burdette	Bastien	Richards	Jones	Ganus	Farmer	Mullins
at South Carolina	Watkins	Boyett	Scott	Walton	Irvin	Burdette	Bastien	Richards	Jones	Ganus	Farmer	Mullins
at Ohio State	Watkins	Boyett	Scott	Walton	Irvin	Burdette	Bastien	Richards	Jones	Ganus	Brackett	Mullins
Tulsa	Watkins	Brackett (DB)	Scott	Rabb	Irvin	Burdette	Slaughter	Richards	Jones	Ganus	Farmer	Mullins
Southeastern La.	Watkins	Boyett	Scott	Walton	Irvin	Burdette	Bastien	Richards	Jones	Ganus	Farmer	Mullins
at Houston	Watkins	Boyett	Scott	Walton	Irvin	Burdette	Bastien	Richards	Jones	Ganus	Farmer	Mullins
East Carolina	Watkins	Morris	Scott	Grissett	Irvin	Burdette	Bastien	Powell	Jones	Ganus	Farmer	Mullins
at Tulane	Boyett	Morris	Scott	Grissett	Irvin	Burdette	Bastien	Powell	Johnson	Ganus	Farmer	Mullins
at Southern Miss	Rabb	Boyett	Scott	Walton	Irvin	Burdette	Bastien	Richards	Johnson	Ganus	Farmer	Mullins
Marshall	Rabb	Johnson (SAF)	Christian	Walton	Irvin	Burdette	Slaughter	Richards	Jones	Webb	Farmer	Mullins
Memphis	Rabb	Morris	Payne	Walton	Irvin	Burdette	Bastien	Richards	Johnson	Ganus	Farmer	Mullins
at UCF	Rabb	Morris	Scott	Walton	Irvin	Burdette	Bastien	Richards	Johnson	Jones	Farmer	Mullins



C Billy Autrey



LB Marvin Burdette



QB Austin Brown

UAB

2013 FOOTBALL

2012 Miscellaneous Statistics

2012 Scoring Drives

- * 40 touchdowns by the offense
- * 1 touchdown by the defense
- * 2 touchdowns by the special teams

TD Drives

	TD Play	Drive
0-10 yards	20	1
11-20 yards	9	0
21-30 yards	5	1
31-40 yards	4	2
41-50 yards	1	4
51-60 yards	1	4
61-70 yards	0	4
71-80 yards	3	20
81-90 yards	0	4
91-99 yards	0	0
Average	16.9	69.4
Shortest	1	4
	(Troy, Tulsa, East Carolina, Tulane)	(Tulsa)
Longest	79	85
	(Marshall)	(UCF)

2012 Inside The Red Zone

UAB 45 times 64% (29x45) 84% (38x45) (17 rush/12 pass) 9 (2 TO, 0 C, 5 D, 0 MFG)
 Opp. 58 times 69% (40x58) 90% (52x58) (28 rush/12 pass) 12 (1 TO, 1 D, 1 C, 3 MFG)

No Points due to: TO-Turnover, D-Downs, C-Clock, MFG-Missed FG

UAB's Redzone Offense

Troy: 3x3 (2 TD, 1 FG)
South Carolina: 1x3 (1 FG)
Ohio State: 1x1 (1 FG)
Tulsa: 4x4 (4 TD)
Southeastern Louisiana: 4x4 (4 TD)
Houston: 3x4 (2 TD, 1 FG)
East Carolina: 4x4 (4 TD)
Tulane: 6x6 (5 TD, 1 FG)
Southern Miss: 5x5 (3 TD, 2 FG)
Marshall: 3x3 (2 TD, 1 FG)
Memphis: 1x1 (1 TD)
UCF: 3x7 (2 TD, 1 FG)

Opponent's Redzone Offense

Troy: 3x4 (3 TD)
South Carolina: 4x5 (4 TD)
Ohio State: 4x4 (4 TD)
Tulsa: 5x6 (5 TD)
Southeastern La.: 1x1 (1 FG)
Houston: 8x9 (3 TD, 5 FG)
East Carolina: 6x6 (4 TD, 2 FG)
Tulane: 6x6 (4 TD, 2 FG)
Southern Miss: 2x2 (1 TD, 1 FG)
Marshall: 5x5 (4 TD, 1 FG)
Memphis: 3x4 (3 TD)
UCF: 5x6 (5 TD)

Kick For Kick

Hunter Mullins



Hunter Mullins

Punting	G	No.	Yds.	Avg.	LG	TB	I20	FC	50+	Blk
2011	1	2	83	41.5	49	0	1	1	0	0
2012	12	50	2239	44.8	61	7	14	12	12	1
Totals	13	52	2322	44.7	61	7	15	13	12	1

Ty Long

Field Goals	G	FG	FGA	Pct.	LG	XP	XPA	Pts	50+	Blk
2011	12	16	19	84.2	49	24	25	72	0	1
2012	12	14	17	82.4	54	39	41	81	2	1
Totals	24	30	36	83.3	54	63	66	153	2	2

Ty Long



Field Goals	1-19	20-29	30-39	40-49	50+	LG
2011	0-0	3-3	9-9	4-6	0-1	49
2012	0-0	5-5	2-2	5-6	2-4	54
Totals	0-0	8-8	11-11	9-12	2-5	54

Kickoffs	G	No.	Yds.	Avg.	TB	OB
2011	12	51	3032	59.5	0	1
2012	12	64	4039	63.1	32	0
Totals	24	115	7071	61.5	32	1

UAB

2013 FOOTBALL

2012 Miscellaneous Statistics

Scoring Drives

Game	Plays	Yds.	Time in Game	Time on Drive	Score						
Troy	6	72	0:34-2nd Q	2:00	Franklin, 21-yd. pass from Perry	East Carolina	4	67	12:36-2nd Q	2:12	Reaves, 1-yd. run
	5	45	13:31-3rd Q	1:24	Jackson, 9-yd. run		5	63	1:22-2nd Q	2:20	Nelson, 35-yd. pass from Brown
	7	13	2:20-3rd Q	1:53	Long, FG (27)		13	78	8:36-3rd Q	6:18	Accursio, 4-yd. pass from Brown
	9	79	12:15-4th Q	4:00	Perry, 1-yd. run		11	78	12:31-4th Q	5:06	Backman, 9-yd. pass from Brown
	8	78	3:45-4th Q	2:32	Nelson, 24-yd. pass from Perry		10	71	3:47-4th Q	3:06	Reaves, 9-yd. run
at South Carolina	5	19	12:41-1st Q	2:19	Long, FG (33)	at Tulane	10	81	3:59-1st Q	4:19	Reaves, 1-yd. run
	8	29	4:34-2nd Q	3:50	Long, FG (46)		5	67	8:38-2nd Q	1:22	Long, FG (25)
at Ohio State	1	20	9:21-1st Q	—	Adams, blocked punt return		7	50	0:18-2nd Q	1:35	Backman, 1-yd. pass from Brown
	10	44	10:27-2nd Q	4:23	Long, FG (47)		5	58	11:03-3rd Q	1:37	Reaves, 2-yd. run
	6	19	3:44-2nd Q	2:47	Long, FG (54)		7	75	5:29-3rd Q	2:31	Williams, 12-yd. pass from Brown
	10	80	13:44-4th Q	7:08	Long, FG (34)	6	75	12:33-4th Q	2:24	Reaves, 25-yd. run	
Tulsa	1	75	14:50-1st Q	0:10	Nelson, 75-yd. pass from Brown	4	75	3:03-4th Q	0:39	Backman, 20-yd. pass from Brown	
	5	75	10:53-1st Q	2:07	Hearn, 5-yd. pass from Brown	at Southern Miss	8	78	11:02-3rd Q	3:48	Reaves, 14-yd. run
	3	4	13:24-2nd Q	1:28	Reaves, 1-yd. run		7	75	4:50-3rd Q	3:20	Accursio, 18-yd. pass from Brown
	5	74	12:40-3rd Q	1:23	Reaves, 2-yd. run		5	9	13:54-4th Q	3:17	Long, FG (43)
	7	51	11:12-4th Q	3:35	Reaves, 3-yd. run		6	42	8:51-4th Q	2:52	Long, FG (40)
3	50	9:26-4th Q	0:23	Nelson, 50-yd pass from Brown	7		50	2:41-4th Q	3:26	Reaves, 8-yd. run	
Southeastern La.	1	36	13:34-1st Q	—	Burdette, 36-yd. int. return	Marshall	1	79	7:59-1st Q	—	Williams, 79-yd. punt return
	4	68	10:42-1st Q	0:58	Franklin, 53-yd. pass from Brown		5	64	2:39-1st Q	2:30	Reaves, 4-yd. run
	13	78	4:09-1st Q	5:25	Franklin, 16-yd. run		4	52	14:50-2nd Q	1:23	Hearn, 33-yd. pass from Brown
	6	59	8:20-2nd Q	2:47	Reaves, 1-yd. run		5	35	0:17-2nd Q	1:14	Long, FG (27)
	10	56	1:25-2nd Q	4:57	Long, FG (53)		11	81	5:23-3rd Q	4:37	Adams, 32-yd. pass from Brown
	15	82	1:53-3rd Q	7:41	Davis, 8-yd. pass from Perry	11	80	2:50-4th Q	4:26	Reaves, 17-yd. run	
	4	38	13:50-4th Q	1:50	Adams, 18-yd. pass from Perry	Memphis	11	45	11:51-2nd Q	5:25	Long, FG (48)
7	71	7:59-4th Q	4:16	Coles, 35-yd. run	5		30	6:00-4th Q	1:40	Backman, 4-yd. pass from Brown	
at Houston	8	75	6:32-1st Q	3:20	Davis, 16-yd. pass from Brown	at UCF	7	59	6:40-2nd Q	2:25	Long, FG (25)
	6	72	0:19-2nd Q	2:07	Long, FG (27)		3	79	1:28-2nd Q	1:00	Hearn, 76-yd. pass from Perry
	9	45	4:37-4th Q	2:44	Franklin, 4-yd. run		10	75	4:35-3rd Q	3:27	Perry, 2-yd. run
					10		85	10:22-4th Q	4:32	Reaves, 15-yd. pass from Perry	

UAB Team Superlatives

Most Points	.52 vs. Southeastern Louisiana
Fewest Points	.6 at South Carolina
Rushes	46 at Southern Miss
Yards Rushing	213 at Tulane
Yards Per Rush	7.6 at Tulane
TD Rushes	3, 3X
Pass Attempts	.56 at UCF
Pass Completions	.37 at UCF
Yards Passing	.510 at UCF
Yards Per Pass	11.2 vs. Tulsa
TD Passes	3, 4X
Total Plays	.83 at UCF
Total Offense	.622 at Tulane
Yards Per Play	7.7 at Tulane
Sacks by	.3 at South Carolina
First Downs	.29 at Tulane
Penalties	12 vs. Tulsa
Penalty Yards	115 vs. Tulsa
Turnovers	4, 3X
Interceptions by	1, 6X

Opponent Team Superlatives

Most Points	.55 at Tulane
Fewest Points	.3 by Southeastern Louisiana
Rushes	.49 at Houston
Yards Rushing	262 by Troy
Yards Per Rush	5.9 at UCF
TD Rushes	.5 by Tulsa
Pass Attempts	.46 at Houston
Pass Completions	.34, 2X
Yards Passing	.466 at Tulane
Yards Per Pass	11.9 at South Carolina
TD Passes	.5 at Tulane
Total Plays	.95 at Houston
Total Offense	.619 at Tulane
Yards Per Play	8.6 at South Carolina
Sacks by	.8 at Houston
First Downs	.32 at Houston
Penalties	11 by Troy
Penalty Yards	107 by Troy
Turnovers	3, 2X
Interceptions by	3, 2X

UAB

2013 FOOTBALL

UAB Individual Superlatives

Rushing Attempts	35, Darrin Reaves at Southern Miss, 11/3/12
Yards Rushing	223, Darrin Reaves at Southern Miss, 11/3/12
Long Rush	39, Bashr Coles vs. Marshall, 11/10/12
Long Rush (No Score)	39, Bashr Coles vs. Marshall, 11/10/12
Long Touchdown Rush	35, Bashr Coles vs. Southeastern Louisiana, 10/6/12
Touchdown Rushes	3, Darrin Reaves vs. Tulsa, 9/29/12 and at Tulane, 10/27/12
Pass Attempts	52, Austin Brown at Tulane, 10/27/12
Pass Completions	26, Austin Brown at Tulane, 10/27/12
Yards Passing	409, Austin Brown at Tulane, 10/27/12
Touchdown Passes	3, Austin Brown vs. Tulsa, 9/29/12, vs. East Carolina, 10/20/12 and at Tulane, 10/27/12
Most Pass Interceptions	3, Austin Brown vs. Marshall, 11/10/12
Long Pass, No Score	66, Austin Brown vs. East Carolina, 10/20/12
Long TD Pass	76, Jonathan Perry at UCF, 11/24/12
Receptions	8, Jackie Williams at UCF 11/24/12 and Patrick Hearn at UCF, 11/24/12
Yards Receiving	201, Patrick Hearn at UCF, 11/24/12
Long Reception	76, Patrick Hearn at UCF, 11/24/12
Touchdown Receptions	2, Jamarcus Nelson vs. Tulsa, 9/29/12 and Kennard Backman at Tulane, 10/27/12
Field Goals	3, Ty Long at Ohio State, 9/22/12
Field Goal Attempts	4, Ty Long at Ohio State, 9/22/12
Long Field Goal	54, Ty Long at Ohio State, 9/22/12
Punts	7, Hunter Mullins at South Carolina, 9/15/12, vs. Tulsa, 9/29/12 and vs. Memphis, 11/17/12
Punting Average	54.2, Hunter Mullins at Houston, 10/13/12
Punting Yards	323, Hunter Mullins vs. Tulsa, 9/29/12 and vs. Memphis, 11/17/12
Long Punt	61, Hunter Mullins at Southern Miss, 11/3/12
Punt Returns	5, Lamarcus Farmer vs. Southeastern Louisiana, 10/6/12
Punt Return Yards	82, Jackie Williams vs. Marshall, 11/10/12
Long Punt Return, No Score	24, Jackie Williams vs. Tulsa, 9/29/12
Long Punt Return For TD	79, Jackie Williams vs. Marshall, 11/10/12
Kickoff Returns	6, Nick Adams vs. East Carolina, 10/20/12
Kickoff Return Yards	137, Nick Adams vs. East Carolina, 10/20/12
Long Kickoff Return, No Score	53, Jackie Williams at South Carolina, 9/15/12
Long Kickoff Return For TD	Not Applicable
Interceptions	1, by six players
Long Interception Return, No Score	22, Cornellius Richards vs. Marshall, 11/10/12
Long Interception Return For TD	36, Marvin Burdette vs. Southeastern Louisiana, 10/6/12
Tackles	24, Marvin Burdette at Tulane, 10/27/12
Sacks	2.0, Chris Rabb at South Carolina, 9/15/12
Tackles For Loss	3.0, Chris Rabb at Southern Miss, 11/3/12

2012 Individual Opponent Superlatives

Rushing Attempts	28, Shawn Southward, Troy 9/1/12
Yards Rushing	204, Shawn Southward, Troy 9/1/12
Long Rush	55, Shawn Southward, Troy 9/1/12
Long Rush (No Score)	55, Shawn Southward, Troy 9/1/12
Long Touchdown Rush	46, Brandon Hayes, Memphis, 11/17/12
Touchdown Rushes	3, by four players
Pass Attempts	44, David Piland, Houston, 10/13/12
Pass Completions	34, Ryan Griffin, Tulane, 10/27/12
Yards Passing	466, Ryan Griffin, Tulane, 10/27/12
Touchdown Passes	5, Ryan Griffin, Tulane, 10/27/12
Most Pass Interceptions	1, by six players
Long Pass	94, Dylan Thompson, South Carolina, 9/15/12
Long TD Pass	94, Dylan Thompson, South Carolina, 9/15/12
Receptions	9, Rob Kelley, Tulane, 10/27/12
Yards Receiving	184, Ryan Grant, Tulane, 10/27/12
Long Reception	94, Damiere Byrd, South Carolina, 9/15/12
Touchdown Receptions	2, by three players
Field Goals	6, Matt Hogan, Houston, 10/13/12
Field Goal Attempts	7, Matt Hogan, Houston, 10/13/12
Long Field Goal	52, Matt Hogan, Houston, 10/13/12
Punts	6, by four players
Punting Average	50.5, Beau Mothe, Southeastern Louisiana, 10/6/12
Punting Yards	303, Beau Mothe, Southeastern Louisiana, 10/6/12
Long Punt	60, Beau Mothe, Southeastern Louisiana, 10/6/12
Punt Returns	5, Keiwone Malone, Memphis, 11/17/12
Punt Return Yards	112, Keiwone Malone, Memphis, 11/17/12
Long Punt Return	57, by two players
Long Punt Return For TD	Not applicable
Kickoff Returns	6, Jeff Smiley, Southeastern Louisiana, 10/6/12
Kickoff Return Yards	106, Jalen Richard, Southern Miss, 11/3/12
Long Kickoff Return, No Score	64, Marco Nelson, Tulsa, 9/29/12
Long Kickoff Return For TD	Not applicable
Interceptions	2, Lorenzo Doss, Tulane, 10/27/12
Long Interception Return, No Score	35, Lorenzo Doss, Tulane, 10/27/12
Long Interception Return For TD	78, Lyle Dankenbring, UCF, 11/24/12
Tackles	17, Clayton Geathers, UCF, 11/24/12
Sacks	3.0, Jamie Collins, Southern Miss, 11/3/12
Tackles For Loss	4.0, Jamie Collins, Southern Miss, 11/3/12

UAB

2013 FOOTBALL

2012 Conference USA Standings/Statistics

2012 Conference USA Standings								
East Division	C-USA				All Games			
	W-L	Pct.	H	A	W-L	Pct.	H	A
x-UCF	7-1	.875	3-1	5-0	10-4	.714	5-1	5-3
East Carolina	7-1	.875	3-1	4-1	8-5	.615	5-1	3-4
Marshall	4-4	.500	2-2	2-3	5-7	.417	3-3	2-4
Memphis	4-4	.500	1-3	2-3	4-8	.333	3-3	1-5
UAB	2-6	.250	1-3	2-3	3-9	.250	2-4	1-5
Southern Miss	0-8	.000	0-4	0-5	0-12	.000	0-6	0-6
West Division								
	W-L	Pct.	H	A	W-L	Pct.	H	A
xy- Tulsa	7-1	.875	3-1	4-1	11-3	.786	7-0	4-3
SMU	5-3	.625	1-3	3-2	7-6	.538	5-2	2-4
Rice	4-4	.500	2-2	3-2	7-6	.538	3-3	4-3
Houston	4-4	.500	1-3	3-2	5-7	.417	4-3	1-4
UTEP	2-6	.250	1-3	1-4	3-9	.250	2-4	1-5
Tulane	2-6	.250	0-4	1-4	2-10	.167	2-5	0-5
x - Division Champion	y - C-USA Champion							

2012 Honors

Coach Of The Year

Bill Blankenship - Tulsa

Most Valuable Player

Rakeem Cato - QB - Marshall

Offensive Player Of The Year

Zach Line - RB - SMU

Defensive Player Of The Year

Kemal Ishmael - DB - UCF

Special Teams Player Of The Year

Quincy McDuffie - KR - UCF

Newcomer Of The Year

Vintavious Cooper - RB - East Carolina

Freshman Of The Year

Kevin Grooms - RB - Marshall

2012 Bowl Games

Beef O'Brady's Bowl (Dec. 21)

UCF 38, Ball State 17

R+L Carriers New Orleans Bowl (Dec. 22)

Louisiana-Lafayette 43, East Carolina 34

Sheraton Hawai'i Bowl (Dec. 24)

SMU 43, Fresno State 10

Bell Helicopter Armed Forces Bowl (Dec. 29)

Rice 33, Air Force 14

AutoZone Liberty Bowl (Dec. 31)

Tulsa 31, Iowa State 17

First-Team All-Conference USA

Offense

QB - Rakeem Cato Marshall

RB - Zach Line SMU

RB - Latavius Murray UCF

RB - Darrin Reaves UAB

OL - Jacolby Ashworth Houston

OL - Brian DeShane Tulsa

OL - Jared Grigg Tulsa

OL - Chris Hubbard UAB

OL - Jordan Rae UCF

TE - Vance McDonald Rice

WR - Ryan Grant Tulane

WR - Justin Hardy East Carolina

WR - Tommy Shuler Marshall

Defense

DL - Jamie Collins Southern Miss

DL - Troy Davis UCF

DL - Cory Dorris Tulsa

DL - Margus Hunt SMU

LB - DeAundre Brown Tulsa

LB - Ja'Gared Davis SMU

LB - Phillip Steward Houston

DB - Phillip Gaines Rice

DB - D.J. Hayden Houston

DB - Kemal Ishmael UCF

DB - Dexter McCoil Tulsa

Special Teams

K - Cairo Santos Tulane

P - Richie Leone Houston

KR - Quincy McDuffie UCF

PR - J.J. Worton UCF

LS - Billy Johnson Tulane

Second-Team All-Conference USA

Offense

QB - Blake Bortles UCF

RB - Vintavious Cooper East Carolina

RB - Charles Sims Houston

OL - Bryan Collins SMU

OL - Jordan Devey Memphis

OL - Trent Dupy Tulsa

OL - Will Simmons East Carolina

OL - Torrian Wilson UCF

TE - Gator Hoskins Marshall

WR - Aaron Dobson Marshall

WR - Keyarris Garrett Tulsa

WR - Darius Johnson SMU

Defense

DL - Michael Brooks East Carolina

DL - Johnnie Farms Memphis

DL - Martin Ifedi Memphis

DL - Jared St. John Tulsa

LB - Marvin Burdette UAB

LB - Derrell Johnson East Carolina

LB - Taylor Reed SMU

DB - Kenneth Acker SMU

DB - A.J. Bouye UCF

DB - Dominick LeGrande Marshall

DB - Marco Nelson Tulsa

Special Teams

K - Chris Boswell Rice

P - Ian Campbell UTEP

KR - Trey Watts Tulsa

PR - Justin Hardy East Carolina

LS - Brandon Hartson Houston

All-Freshman Team

Offense

QB - Austin Brown UAB

RB - Kevin Grooms Marshall

RB - Luke Turner Rice

OL - Cameron Dees Marshall

OL - Taylor Fallin Memphis

OL - Caleb Williams Rice

OL - Taylor Lasecki SMU

OL - Cameron Blankenship UAB

TE - Alan Cross Memphis

WR - Deontay Greenberry Houston

WR - Larry McDuffie Houston

WR - Breshad Perriman UCF

Defense

DL - Ricky Hunter Memphis

DL - Christian Covington Rice

DL - Derrick Alexander Tulsa

DL - Deion Green UCF

LB - Montese Overton East Carolina

LB - D.J. Hunter Marshall

LB - Trent Martin Tulsa

DB - Trevon Stewart Houston

DB - Shakiel Randolph SMU

DB - Darion Monroe Tulane

DB - Lorenzo Doss Tulane

Special Teams

K - Daniel Schwarz Tulsa

P - Tyler Williams Marshall

KR - Autrey Golden UTEP

PR - Dennis Parks Rice

LS - Rey Higuera Tulsa



OL Chris Hubbard



RB Darrin Reaves

UAB

2013 FOOTBALL

2012 Conference USA Statistics

C-USA Statistical Leaders

Rushing	G	Att	Yds	Avg	TD	Yds/G
MURRAY, L., UCF	11	198	1106	5.6	15	100.5
LINE, Zach, SMU	13	277	1278	4.6	13	98.3
SIMS, Charles, HOU	9	142	851	6.0	11	94.6
REAVES, Darrin, UAB	12	215	1037	4.8	13	86.4
WATTS, T, TLS	13	186	1108	6.0	3	85.2
JEFFERY, N., UTEP	11	184	897	4.9	7	81.5
COOPER, V., ECU	13	200	1049	5.2	7	80.7
GROOMS, K., MAR	11	121	737	6.1	8	67.0
DOUGLAS, J., TLS	14	137	936	6.8	7	66.9
HAYS, Brandon, MEM	9	118	576	4.9	6	64.0

Passing	G	Cmp	Att	Int	Pct	Yds	TD	Yds/G
CATO, Rakeem, MAR	12	584	406	11	69.5	4201	37	350.1
BORTLES, Blake, UCF	14	399	251	7	62.9	3059	25	218.5
CARDEN, Shane, ECU	13	413	273	10	66.1	3116	23	239.7
KARAM, Jacob, MEM	12	274	176	3	64.2	1895	14	157.9
GRIFFIN, Ryan, TLN	9	394	245	11	62.2	2771	20	307.9
BROWN, Austin, UAB	12	355	205	12	57.7	2673	15	248.4
McHARGUE, T., RICE	12	325	194	5	59.7	2209	12	184.1
PILAND, David, HOU	11	448	256	12	57.1	2929	16	266.3
LAMAISON, N., UTEP	10	252	126	9	50.0	1686	12	168.6
GREEN, C., TLS	13	419	228	11	54.4	2592	17	199.4

Total Offense	G	Rush	Pass	Plys	Tot	Yds/G
CATO, Rakeem, MAR	12	31	4201	641	4232	352.7
GRIFFIN, Ryan, TLN	9	127	2771	426	2644	293.8
PILAND, David, HOU	11	190	2929	493	3119	283.5
GILBERT, G., SMU	13	346	2932	600	3278	252.2
CARDEN, Shane, ECU	13	74	3116	498	3190	245.4
McHARGUE, T., RICE	12	667	2209	489	2876	239.7
BORTLES, Blake, UCF	14	285	3059	486	3344	238.9
GREEN, C., TLS	13	283	2592	497	2875	221.2
BROWN, Austin, UAB	12	237	2673	417	2436	203.0
KARAM, Jacob, MEM	12	221	1895	375	2116	176.3

Receptions/Gm.	G	Rec	Yds	TD	Rec/G	Yds/G
SHULER, Tommy, MAR	12	110	1138	6	10.3	9.17
HARDY, Justin, ECU	13	88	1105	11	12.6	6.77
GRANT, Ryan, TLN	12	76	1149	6	15.1	6.33
PEACE, D., HOU	9	54	603	2	11.2	6.00
JOHNSON, D., SMU	11	64	787	5	12.3	5.82
WILSON, A., MAR	12	69	741	9	10.7	5.75
DOBSON, A., MAR	10	57	679	3	11.9	5.70
JOHNSON, J., SMU	13	67	679	3	10.1	5.15
GARRETT, K., TLS	14	67	845	9	12.6	4.79
EDWARDS, M., UTEP	10	45	765	6	17.0	4.50

Rec. Yds/Gm.	G	Rec	Yds	TD	Avg/C	Yds/G
GRANT, Ryan, TLN	12	76	1149	6	15.1	95.8
SHULER, Tommy, MAR	12	110	1138	6	10.3	94.8
HARDY, Justin, ECU	13	88	1105	11	12.6	85.0
LESLIE, Jordan, UTEP	12	51	973	6	19.1	81.1
EDWARDS, M., UTEP	10	45	765	6	17.0	76.5
JOHNSON, D., SMU	11	64	787	5	12.3	71.5
DOBSON, Aaron, MAR	10	57	679	3	11.9	67.9
PEACE, D., HOU	9	54	603	2	11.2	67.0
WILLIAMS, J., UAB	12	52	799	1	15.4	66.6
TAYLOR, Jordan, RICE	13	57	826	3	14.5	63.5



UAB punter Hunter Mullins (left) was third in Conference USA in punting average last season, while wide receiver Jackie Williams (right) was one of the top receivers in the league in 2012.

All-Purpose	G	Rush	Rcv	PR	KR	Yds	Avg/G
WATTS, T., TLS	13	1108	343	154	586	2191	168.5
SIMS, Charles, HOU	9	851	373	0	0	1224	136.0
MURRAY, L., UCF	11	1106	231	0	0	1337	121.5
LINE, Zach, SMU	13	1278	229	0	0	1507	115.9
REAVES, Darrin, UAB	12	1037	302	0	19	1358	113.2
EDWARDS, M., UTEP	10	36	765	106	128	1035	103.5
HARDY, Justin, ECU	13	0	1105	175	0	1280	98.5
COOPER, V., ECU	13	1049	229	0	0	1278	98.3
WILLIAMS, J., UAB	12	0	799	132	227	1158	96.5
SHULER, Tommy, MAR	12	0	1138	15	0	1153	96.1

Interceptions	G	Int	Yds	TD	Int/G
HAYDEN, D.J., HOU	9	4	171	2	0.44
DOSS, Lorenzo, TLN	12	5	79	0	0.42
McMILLIAN, Z., HOU	12	5	8	0	0.42
MCCOIL, D., TLS	14	5	38	0	0.36
BALLENTINE, L., MEM	12	3	14	0	0.25
STEWART, P., HOU	12	3	-1	0	0.25
ACKER, Kenneth, SMU	13	3	82	1	0.23
REED, Taylor, SMU	13	3	82	2	0.23
THOMPSON, C., ECU	13	3	28	0	0.23
JOYNER, Randall, SMU	13	3	23	0	0.23

Punt Returns	G	Ret	Yds	TD	Avg
MALONE, K., MEM	12	22	261	0	11.9
WORTON, J.J., UCF	14	25	266	0	10.6
HARDY, Justin, ECU	13	20	175	0	8.8
EDWARDS, M., UTEP	10	14	106	0	7.6
WATTS, T., TLS	13	22	154	1	7.0

SNIPES-BOOKER, MAR	9	11	57	0	5.2
PEACE, D., HOU	9	11	48	0	4.4

Kickoff Returns	G	Ret	Yds	TD	Avg
MCDUFFIE, Q., UCF	14	17	582	3	34.2
GOLDEN, A., UTEP	12	29	822	2	28.3
WATTS, T., TLS	13	21	586	1	27.9
McCAIN, Bobby, MEM	12	28	721	0	25.8
THOMPSON, D., SMU	13	16	411	0	25.7
SIMS, Justin, USM	12	19	429	0	22.6
JACKSON, Ryan, HOU	11	14	304	0	21.7
SNIPES-BOOKER, MAR	9	31	644	0	20.8
LAMPLEY, Tracy, USM	12	19	393	1	20.7
HARRIS, Derrick, ECU	13	22	454	0	20.6

Punting	G	Punt	Yds	Avg
LEONE, Richie, HOU	12	60	2730	45.5
WILLIAMS, Tyler, MAR	12	43	1943	45.2
MULLINS, Hunter, UAB	12	50	2239	44.8
HORNSEY, Tom, MEM	12	60	2606	43.4
TIGNOR, Trent, ECU	13	61	2601	42.6
CAMPBELL, Ian, UTEP	12	66	2814	42.6
LOFTUS, Mike, SMU	13	52	2177	41.9
PICERELLI, P., TLN	12	69	2846	41.2
BOYLE, Jamie, UCF	14	60	2434	40.6
BOSWELL, Chris, RICE	13	14	567	40.5

Field Goals	G	FG	FGA	Pct	FG/G
BOSWELL, Chris, RICE	13	23	29	79.3	1.77
SANTOS, Cairo, TLN	12	21	21	100.0	1.75

UAB

2013 FOOTBALL

2012 Conference USA Statistics

HOGAN, Matt, HOU	12	20	25	80.0	1.67
HOVER, Chase, SMU	13	18	29	62.1	1.38
LONG, Ty, UAB	12	14	17	82.4	1.17
HARVEY, Warren, ECU	13	15	20	75.0	1.15
HAIG, Justin, MAR	12	13	16	81.2	1.08
ACOSTA, Corey, USM	12	11	17	64.7	0.92
SCHWARZ, D., TLS	14	12	18	66.7	0.86
VALADEZ, S., UTEP	12	10	15	66.7	0.83

Scoring (TDs)	G	TD	Run	Pass	Ret	Pts	Pts/G
SINGLETON, A., TLS	14	25	24	1	0	150	10.7
MURRAY, L., UCF	11	19	15	4	0	114	10.4
SIMS, Charles, HOU	9	14	11	3	0	84	9.3
REAVES, Darrin, UAB	12	14	13	1	0	84	7.0
LINE, Zach, SMU	13	13	13	0	0	78	6.0
McHARGUE, T., RICE	12	11	11	0	0	66	5.5
HOSKINS, Gator, MAR	11	10	0	10	0	60	5.5
HARDY, Justin, ECU	13	11	0	11	0	66	5.1
GROOMS, Kevin, MAR	11	9	8	1	0	54	4.9
WILSON, A., MAR	12	9	0	9	0	54	4.5

Tackles	G	UA	A	Total	Tppg
BURDETTE, Marvin, UAB	12	90	67	157	13.1
LEGRANDE, D., MAR	12	69	63	132	11.0
STEWART, P., HOU	12	57	71	128	11.0
STEWART, T., HOU	12	52	74	126	11.0
MATHEWS, D., HOU	12	46	80	126	10.5
DANIELS, E., HOU	12	48	64	112	9.3
FELY, Josh, UTEP	12	44	68	112	9.3
OKOROHA, O., MAR	12	43	65	108	9.0
BROWN, D., TLS	14	81	44	125	8.9
ISHMAEL, Kemal, UCF	14	68	56	124	8.9
HUNTER, D.J., MAR	12	46	56	102	8.5
GEATHERS, C., UCF	14	62	55	117	8.4
MONROE, Darion, TLN	12	60	36	96	8.0
JACKSON, S., TLS	11	55	33	88	8.0
PLUMMER, T., UCF	14	50	58	108	7.7
COLLINS, Jamie, USM	12	66	26	92	7.7

Sacks	G	UA	A	Total
ST JOHN, J., TLS	14	11	1	11.5
STEWART, P., HOU	12	10	2	11.0
COLLINS, Jamie, USM	12	10	0	10.0
BROWN, D., TLS	14	9	0	9.0
HUNT, Margus, SMU	13	8	0	8.0
DAVIS, Troy, UCF	14	6	4	8.0
IFEDI, Martin, MEM	12	6	3	7.5
JOHNSON, Derrel, ECU	13	6	2	7.0
REED, Taylor, SMU	13	6	1	6.5
MATHEWS, D., HOU	12	6	0	6.0

Tackles For Loss	G	Total	Avg.
COLLINS, Jamie, USM	12	20.0	1.67
STEWART, P., HOU	12	19.0	1.58
MATHEWS, D., HOU	12	17.0	1.42
BROWN, D., TLS	14	17.0	1.21
REED, Taylor, SMU	13	14.5	1.12
ST JOHN, J., TLS	14	14.0	1.00
HOLMES, J., MAR	12	13.5	1.12
BURDETTE, Marvin, UAB	12	13.0	1.08
BAUER, Cody, RICE	13	12.0	0.92
DAVIS, Troy, UCF	14	11.5	0.82

Fumbles Forced	G	Total	Avg.
STEWART, P., HOU	12	5	0.42
COLLINS, Jamie, USM	12	4	0.33
WILLIAMS, Jared, RICE	13	4	0.31
JACKSON, S., TLS	11	3	0.27
HUELSING, Mitch, MEM	12	3	0.25
FALLS, Maurice, ECU	13	3	0.23
DAVIS, Ja'Gared, SMU	13	3	0.23
WHITE, Julius, RICE	13	3	0.23
McDONALD, A., HOU	9	2	0.22
ST JOHN, J., TLS	14	3	0.21

Rushing Offense	G	Att	Yds	Avg	TD	Yds/G
Tulsa	14	689	3440	5.0	41	245.7
Rice	13	625	2623	4.2	26	201.8
UCF	14	527	2545	4.8	33	181.8
Marshall	12	480	2030	4.2	24	169.2
Southern Miss	12	479	1855	3.9	17	154.6
Memphis	12	489	1821	3.7	18	151.8
Houston	12	393	1814	4.6	18	151.2
UTEP	12	455	1782	3.9	13	148.5
East Carolina	13	459	1760	3.8	23	135.4
SMU	13	400	1716	4.3	22	132.0
UAB	12	416	1323	3.2	19	110.2
Tulane	12	280	475	1.7	3	39.6

Pass Offense	G	Att	Cmp	Int	Pct	Yds	Avg	TD	Yds/G
Marshall	12	607	424	12	69.9	4381	7.2	39	365.1
Houston	12	591	337	20	57.0	3941	6.7	27	328.4
UAB	12	479	279	13	58.2	3706	7.7	21	308.8
Tulane	12	536	310	20	57.8	3359	6.3	23	279.9
East Carolina	13	488	319	14	65.4	3551	7.3	25	273.2
SMU	13	516	273	15	52.9	3059	5.9	16	235.3
Rice	13	401	236	5	58.9	2933	7.3	19	225.6
UCF	14	412	257	7	62.4	3158	7.7	28	225.6
UTEP	12	376	198	13	52.7	2688	7.1	16	224.0
Tulsa	14	471	248	13	52.7	2960	6.3	9	211.4
Southern Miss	12	313	151	13	48.2	2019	6.5	9	68.2
Memphis	12	283	182	3	64.3	1999	7.1	16	166.6

Total Offense	G	Rush	Pass	Plays	Yds	Avg/P	TD	Yds/G
Marshall	12	2030	4381	1087	6411	5.9	63	534.2
Houston	12	1814	3941	984	5755	5.8	45	479.6
Tulsa	14	3440	2960	1160	6400	5.5	60	457.1
Rice	13	2623	2933	1026	5556	5.4	45	427.4
UAB	12	1323	3706	895	5029	5.6	40	419.1
East Carolina	13	1760	3551	947	5311	5.6	48	408.5
UCF	14	2545	3158	939	5703	6.1	61	407.4
UTEP	12	1782	2688	831	4470	5.4	29	372.5
SMU	13	1716	3059	916	4775	5.2	38	367.3
Southern Miss	12	1855	2019	792	3874	4.9	26	322.8
Tulane	12	475	3359	816	3834	4.7	26	319.5
Memphis	12	1821	1999	772	3820	4.9	34	318.3

Scoring Offense	TD	FG	XP	2XP	DXP	Saf	Pts	Avg
Marshall	65	60	0	1	13	0	491	40.9
UCF	67	60	1	0	10	1	496	35.4
Tulsa	65	52	3	0	12	1	486	34.7
Houston	47	45	1	0	20	0	389	32.4
Rice	50	45	0	0	23	0	414	31.8
East Carolina	52	50	1	0	15	0	409	31.5
SMU	49	47	0	0	18	1	397	30.5
UAB	43	39	0	0	14	0	339	28.2
Memphis	39	36	0	1	7	0	293	24.4

Tulane	28	26	0	0	21	0	257	21.4
UTEP	32	26	3	0	10	0	254	21.2
Southern Miss	29	27	0	0	11	1	236	19.7

Rushing Defense	G	Rushes	Yards	Avg	TD	Yds/G
SMU	13	418	1533	3.7	14	117.9
Tulsa	14	520	1674	3.2	20	119.6
Memphis	12	425	1656	3.9	15	138.0
East Carolina	13	467	2015	4.3	21	155.0
UCF	14	544	2182	4.0	21	155.9
UAB	12	477	2192	4.6	33	182.7
Rice	13	506	2479	4.9	30	190.7
Houston	12	521	2313	4.4	23	192.8
UTEP	12	481	2332	4.8	24	194.3
Marshall	12	527	2437	4.6	30	203.1
Southern Miss	12	500	2490	5.0	34	207.5
Tulane	12	528	2675	5.1	30	222.9

Pass Eff. Defense	Att	Cmp	Int	Pct	Yds	TD	Eff
UCF	480	288	11	60.0	3048	16	119.8
Tulsa	481	269	12	55.9	3195	19	119.8
SMU	540	300	21	55.6	3616	27	120.5
Houston	510	302	19	59.2	3483	25	125.3
Memphis	435	269	8	61.8	2947	25	134.0
UTEP	384	229	7	59.6	2950	18	136.0
Tulane	380	212	15	55.8	3116	23	136.7
Rice	378	213	11	56.3	3058	21	136.8
East Carolina	475	279	10	58.7	3584	28	137.4
Marshall	426	277	9	65.0	3042	30	144.0
Southern Miss	338	219	5	64.8	2628	23	149.6
UAB	356	232	6	65.2	2935	22	151.4

Total Defense	Rush	Pass	Plys	Yds	Avg/P	TD	Yds/G
Tulsa	1674	3195	1001	4869	4.9	39	347.8
UCF	2182	3048	1024	5230	5.1	37	373.6
Memphis	1656	2947	860	4603	5.4	40	383.6
SMU	1533	3616	958	5149	5.4	41	396.1
Rice	2479	3058	884	5537	6.3	51	425.9
Southern Miss	2490	2628	838	5118	6.1	57	426.5
UAB	2192	2935	833	5127	6.2	55	427.2
East Carolina	2015	3584	942	5599	5.9	49	430.7
UTEP	2332	2950	865	5282	6.1	42	440.2
Marshall	2437	3042	953	5479	5.7	60	456.6
Tulane	2675	3116	908	5791	6.4	53	82.6
Houston	2313	3483	1031	5796	5.6	48	483.0

Scoring Defense	TD	FG	XP	2XP	DXP	Saf	Pts	Avg/G
UCF	40	36	0	0	11	0	309	22.1
Tulsa	44	36	1	1	9	0	331	23.6
SMU	43	38	1	0	12	0	334	25.7
UTEP	46	43	0	1	12	0	357	29.8
Rice	53	44	2	0	8	0	390	30.0
Memphis	44	42	0	0	19	0	363	30.2
East Carolina	52	49	1	0	16	0	411	31.6
Houston	55	52	1	0	16	0	432	36.0
UAB	57	53	2	1	15	2	450	37.5
Southern Miss	60	55	0	0	13	0	454	37.8
Tulane	59	56	0	0	17	0	461	38.4
Marshall	69	62	1	0	13	0	517	43.1

UAB

2013 FOOTBALL

2012 Conference USA Statistics

Turnover Margin	(Gained)			(Lost)			Mar
	Fum	Int	Tot	Fum	Int	Tot	
SMU	16	21	37	8	15	23	+14
UCF	16	11	27	8	7	15	+12
Rice	16	11	27	17	5	22	+5
Tulsa	15	12	27	11	13	24	+3
East Carolina	12	10	22	8	14	22	+0
Memphis	15	8	23	21	3	24	-1
Marshall	9	9	18	8	12	20	-2
UTEP	12	7	19	10	13	23	-4
Houston	12	19	31	15	20	35	-4
UAB	12	6	18	14	13	27	-9
Tulane	9	15	24	13	20	33	-9
Southern Miss	7	5	12	15	13	28	-16

Punting	Punts	Avg	Ret	Yds	Yds/P
UTEP	66	42.6	65	1.0	39.8
Houston	61	45.4	205	3.4	39.2
Memphis	61	42.7	191	3.1	38.8
Tulane	71	41.1	202	2.8	37.6
Marshall	46	43.1	176	3.8	37.1
East Carolina	61	42.6	199	3.3	36.5
Southern Miss	64	39.8	190	3.0	35.6
SMU	71	41.2	324	4.6	35.6
Rice	65	37.0	48	0.7	35.1
UCF	61	39.9	151	2.5	34.6
Tulsa	80	37.6	226	2.8	34.5
UAB	52	43.1	358	6.9	32.8

Field Goals	G	Made	Att	Pct.
Tulane	12	21	21	1.000
UAB	12	14	17	.824
Marshall	12	13	16	.812
Houston	12	20	25	.800
Rice	13	23	29	.793
East Carolina	13	15	20	.750
UCF	14	10	14	.714
Tulsa	14	12	18	.667
Southern Miss	12	11	17	.647
SMU	13	18	29	.621
UTEP	12	10	18	.556
Memphis	12	7	13	.538

PAT Kicking	G	Made	Att	Pct.
Marshall	12	60	60	1.000
East Carolina	13	50	50	1.000
Houston	12	45	45	1.000
Southern Miss	12	27	28	.964
Tulane	12	26	27	.963
SMU	13	47	49	.959
UAB	12	39	41	.951
Memphis	12	36	38	.947
Rice	13	45	48	.938
UTEP	12	26	28	.929
UCF	14	60	65	.923
Tulsa	14	52	59	.881

First Downs	G	Rush	Pass	Pen	Total
Marshall	12	117	214	22	353
Tulsa	14	171	126	27	324
Rice	13	147	140	19	306
UCF	14	145	144	12	301
Houston	12	91	176	25	292
East Carolina	13	104	159	22	285

UAB	12	93	150	27	270
SMU	13	92	141	16	249
UTEP	12	95	119	19	233

Southern Miss	12	108	87	20	215
Tulane	12	44	143	27	214
Memphis	12	112	85	14	211

2012 Superlatives

Individual Game Highs

Points scored	24	Kevin Grooms, Marshall at Rice (Sep 22, 2012)
	24	Charles Sims, Houston at SMU (Oct 18, 2012)
	24	Lataivus Murray, UCF at Marshall (Oct 27, 2012)
Touchdowns	4	Kevin Grooms, Marshall at Rice (Sep 22, 2012)
	4	Charles Sims, Houston at SMU (Oct 18, 2012)
	4	Lataivus Murray, UCF at Marshall (Oct 27, 2012)
TD responsibility	6	Shane Carden, East Carolina vs. Marshall (Nov 23, 2012) [3r,3p]
Points scored kicking	21	Matt Hogan, Houston vs. UAB (Oct 13, 2012) [6fg,3pat]
Total offense yards	584	David Piland, Houston vs. Louisiana Tech (Sep 8, 2012) [4r,580p]
Total offense plays	81	David Piland, Houston vs. Louisiana Tech (Sep 8, 2012) [4r,77p]
Total offense yards/play	32.6	Ja'Terian Douglas Tulsa vs. Nicholls State (Sep 15, 2012) [5-163]
Rushing yards	223	Darrin Reaves, UAB at Southern Miss (Nov 3, 2012)
Rushing attempts	35	Darrin Reaves, UAB at Southern Miss (Nov 3, 2012)
Yards per rush	32.6	Ja'Terian Douglas vs. Nicholls State (Sep 15, 2012) [5-163]
Rushing TDs	3	15 tied with
Longest rush	86	David Piland, Houston at UCLA (Sep 15, 2012)
Passing yards	580	David Piland, Houston vs. Louisiana Tech (Sep 8, 2012)
Passing attempts	77	David Piland, Houston vs. Louisiana Tech (Sep 8, 2012)
Passing TDs	5	five tied with
Longest pass	88	Driphus Jackson, Rice vs. Houston (Sep 29, 2012)
Passes completed	53	David Piland, Houston vs. Louisiana Tech (Sep 8, 2012)
Had intercepted	5	David Piland, Houston at UCLA (Sep 15, 2012)
Pass yards/catch	39.0	Jim Jones, UTEP at Houston (Oct 27, 2012) [2-78]
Pass yards/catch	39.0	Jim Jones, UTEP at Houston (Oct 27, 2012) [2-78]
Receiving yards	218	Jordan Leslie, UTEP at Tulsa (Oct 11, 2012)
Receptions	19	Tommy Shuler, Marshall at Purdue (Sep 29, 2012)
Yards per catch	62.5	Quentin Pierce, Southern Miss vs. UTEP (Nov 17, 2012) [2-125]
Receiving TDs	3	six tied with
Longest reception	88	Sam McGuffie, Rice vs. Houston (Sep 29, 2012)
Field goal attempts	7	Matt Hogan, Houston vs. UAB (Oct 13, 2012)
Field goals made	6	Matt Hogan, Houston vs. UAB (Oct 13, 2012)
Longest field goal	57	Chris Boswell, Rice at Louisiana Tech (Sep 15, 2012)
	57	Cairo Santos, Tulane vs. Rice (Nov 3, 2012)
PAT kicks attempted	10	Chase Hover, SMU vs. Houston (Oct 18, 2012)
PAT kicks made	9	Daniel Schwarz, Tulsa vs. Nicholls State (Sep 15, 2012)
	9	Chase Hover, SMU vs. Houston (Oct 18, 2012)
Punts	10	four tied with
Yards punted	437	Richie Leone, Houston) at UCLA (Sep 15, 2012) [9-437]
Longest punt	77	Richie Leone, Houston vs. Louisiana Tech (Sep 8, 2012)
Punting avg.	54.2	Hunter Mullins, UAB at Houston (Oct 13, 2012) [4-217]
Punt returns	5	four tied with
Punt return yards	112	Keiwone Malone, Memphis at UAB (Nov 17, 2012)
Longest punt return	79	Jackie Williams, UAB vs. Marshall (Nov 10, 2012)
Punt return TDs	1	seven tied with
Punt return avg.	31.5	Darion Monroe, Tulane vs. UAB (Oct 27, 2012) [2-63]
Kick returns	6	nine tied with
Kick return yards	210	Jeremy Eddington, Rice at UTEP (Nov 24, 2012)
Kick return avg.	97.5	Quincy McDuffie, UCF at Marshall (Oct 27, 2012) [2-195]
Longest kick return	100	Tracey Lampley, Southern Miss at Nebraska (Sep 1, 2012)
Kick return TDs	2	Quincy McDuffie, UCF at Marshall (Oct 27, 2012)
Combined PR/KR yards	210	Jeremy Eddington, Rice at UTEP (Nov 24, 2012) [0pr-210kr]
Interceptions	2	nine tied with
Interception return yds.	96	Cameron Rogers, SMU vs. Stephen F. Austin (Sep 8, 2012)
Interception return avg.	47.5	D.J. Hayden, Houston vs. UTEP (Oct 27, 2012) [2-95]
Longest interception return	97	D.J. Hayden, Houston vs. UTEP (Oct 27, 2012)
Interception return TDs	1	23 tied with
All-purpose yards	279	Jeremy Eddington, Rice at UTEP (Nov 24, 2012)
Tackles	24.0	Marvin Burdette, UAB at Tulane (Oct 27, 2012) [16-8]
Sacks	3.0	DeAndre Brown, Tulsa vs. UTEP (Oct 11, 2012) [3-0]
	3.0	Jamie Collins, Southern Miss vs UAB (Nov 3, 2012) [3-0]
Tackles for loss	4.5	Derrick Mathews, Houston vs. Texas State (Sep 1, 2012) [4-1]
	4.5	DeAndre Brown, Tulsa vs. UTEP (Oct 11, 2012) [4-1]

UAB

2013 FOOTBALL

2012 Game Summaries

September 1 — Birmingham, Ala.

Troy	10	7	8	14	—	39
UAB	0	7	10	12	—	29

Troy - Scott 44 field goal (11:52-1Q)
 Troy - Southward 1 run (Scott kick) (1:19-1Q)
 Troy - Reeves 55 pass from Robinson (Scott kick) (12:08-2Q)
 UAB - Franklin 21 pass from Perry (Long kick) (:34-2Q)
 UAB - Jackson 9 run (Long kick) (13:31-3Q)
 Troy - Team safety (5:15-3Q)
 UAB - Long 27 field goal (2:20-3Q)
 Troy - Southward 7 run (kick blocked) (1:22, 3Q)
 UAB - Perry 1 run (pass failed) (12:15-4Q)
 Troy - Chitty 25 pass from Robinson (Scott kick) (6:53-4Q)
 Troy - Southward 5 run (Scott kick) (6:29-4Q)
 UAB - Nelson 24 pass from Perry (pass failed) (3:45-4Q)



September 15 — Columbia, S.C.

UAB	3	3	0	0	—	6
South Carolina	7	14	14	14	—	49

UAB - Long 33 field goal (12:41-1Q)
 SC - Swearingin 65 fumble return (Yates kick) (2:17-1Q)
 SC - Sanders 16 pass from Shaw (Yates kick) (11:15-2Q)
 UAB - Long 46 field goal (4:34-2Q)
 SC - Lattimore 2 run (Yates kick) (1:37-2Q)
 SC - Thompson 6 run (Yates kick) (12:57-3Q)
 SC - Byrd 94 pass from Thompson (Yates kick) (7:03-3Q)
 SC - Roland 30 pass from Thompson (Yates kick) (13:06-4Q)
 SC - Davis 3 run (Ard kick) (10:05-4Q)



UAB's Jonathan Perry threw for 317 yards and two touchdowns, but a pair of fourth quarter turnovers proved costly for the Blazers as Troy defeated UAB 39-29 on Saturday in the season opener for both teams.

Troy's Shawn Southward ran for a career-high 204 yards and three touchdowns.

Troy's win spoiled the UAB head coaching debut for Garrick McGee.

The late UAB turnovers were pivotal as both led to Troy touchdowns. The Trojans turned a 25-23 advantage into a 39-23 margin in a span of 24 seconds.

Clinging to a two-point lead, Troy's De'Von Terry intercepted a Perry pass and the Trojans capped it off with a 25-yard touchdown pass from Corey Robinson to B.J. Chitty with 6:53 left in the game.

The Blazers trailed 17-0 early in the second quarter but rallied with a late first half touchdown and a score shortly after the third quarter began.

Perry connected with junior running back Greg Franklin on a 21-yard touchdown pass with :34 remaining before halftime. Then after UAB successfully converted an onsidest kick attempt, the Blazers cut the Troy margin to 17-14 with senior Dontavius Jackson finishing off a five-play, 45-yard drive with a 9-yard touchdown run at the 13:31 mark of the third quarter.

Robinson hit 12-of-21 passes for 184 yards and two touchdowns for the Trojans. Chip Reeves had six catches for a career-high 125 yards and a 55-yard touchdown reception.

UAB had a pair of receivers with more than 100 yards as Jackie Williams caught six balls for 157 yards while Patrick Hearn had seven catches for 108 yards.

Williams' six catches increased his career total to 94 and moved him to No. 5 on the Blazers' all-time reception list. His 157 receiving yards established a career high for the Prichard, Ala. native.

The UAB football team gained 267 yards, but was kept out of the end zone by No. 8 South Carolina, as the Gamecocks toppled the Blazers, 49-6, at Williams-Brice Stadium.

Connor Shaw went 8 of 14 for 107 yards before reinjuring his throwing shoulder.

UAB's Jonathan Perry completed 17 of 34 passes for 219 yards before he was pulled late in the third quarter. Austin Brown took over and completed all three of his passes for 21 yards.

Jackie Williams caught five passes for 45 yards for the Blazers to increase his career total to 99 catches, while Patrick Hearn led all wide receivers with 66 receiving yards.

The Blazers got off to a good start as Williams took the opening kickoff 53 yards to give his team good field position at the South Carolina 35 yard line.

However, UAB had to settle for a Ty Long field goal to take a 3-0 lead - an advantage it held for most of the opening quarter.

That lead would vanish with the Blazers driving at the USC 25 yard line when a Perry fumble was returned 65 yards to paydirt by D.J. Swearingin, giving the Gamecocks a lead they would not surrender.

Marcus Lattimore had 85 rushing yards on 12 carries. The junior's 2-yard TD run in the second quarter gave him the school record for TDs at 34.

South Carolina backup quarterback Dylan Thompson took over after the Shaw injury, throwing a 94-yard touchdown pass to Damiere Byrd that put South Carolina up 35-6 midway through the third quarter.

Shaq Roland caught his first TD pass of his career, a 30-yard throw from Thompson in the fourth quarter that put the Gamecocks ahead 42-6.

UAB freshman safety Jake Ganus had his first career pick, and had another interception that was negated by a roughing the passer penalty. Senior linebacker Marvin Burdette had seven tackles and a sack.

Game Statistics

	Troy	UAB
First Downs:	19	23
Rushing (Att.-Yards):	45-262	44-134
Passing (Cmp-Att.-Yds.-Int.):	13-22-191-0	19-34-325-1
Total Plays-Total Net Yards:	67-453	78-459
Fumbles (No.-Lost):	2-2	4-3
Penalties (No.-Yards):	11-107	9-47
Punts (No.-Yards) (Avg.):	6-222 (37.0)	4-195 (48.8)
Kickoff Returns (No.-Yards):	7-432	5-330
Punt Returns (No.-Yards):	2-4	3-6
Time of Possession:	28:47	31:13

Leaders

Rushing	Att.	Yds.	TD	Long
S. Southward (Troy)	28	210	3	55
D. Reeves (UAB)	11	48	0	11

Passing	Att.	Cmp.	Yds.	TD
C. Robinson (Troy)	21	12	184	2
J. Perry (UAB)	33	21	317	2

Receiving	No.	Yds.	TD	Long
C. Reeves (Troy)	6	125	1	55
P. Hearn (UAB)	7	108	0	28

Game Statistics

	UAB	South Carolina
First Downs:	20	20
Rushing (Att.-Yards):	42-27	31-179
Passing (Cmp-Att.-Yds.-Int.):	20-37-240-0	15-27-322-1
Total Plays-Total Net Yards:	79-267	58-501
Fumbles (No.-Lost):	1-1	1-1
Penalties (No.-Yards):	6-63	6-69
Punts (No.-Yards) (Avg.):	7-288 (41.1)	4-150 (37.5)
Kickoff Returns (No.-Yards):	1-53	0-0
Punt Returns (No.-Yards):	1-2	2-47
Time of Possession:	36:13	23:47

Leaders

Rushing	Att.	Yds.	TD	Long
B. Coles (UAB)	7	14	0	12
M. Lattimore (SC)	12	85	1	43

Passing	Att.	Cmp.	Yds.	TD
J. Perry (UAB)	34	17	219	0
C. Shaw (SC)	14	8	107	1

Receiving	No.	Yds.	TD	Long
J. Williams (UAB)	5	45	0	21
B. Ellington (SC)	5	98	0	43

UAB

2013 FOOTBALL

2012 Game Summaries

September 22— Columbus, Ohio

UAB	6	6	0	3	—	15
Ohio State	0	21	0	8	—	29

UAB - Adams 20 blocked punt return (Long kick) (9:21-1Q)
 UAB - Long 47 field goal (10:27-2Q)
 OSU - R. Smith 1 run (Basil kick) (6:31-2Q)
 UAB - Long 54 field goal (3:44-2Q)
 OSU - Miller 12 run (Basil kick) (1:50-2Q)
 OSU - Boren 2 run (Basil kick) (1:02-2Q)
 UAB - Long 34 field goal (13:44-4Q)
 OSU - Miller 1 run (5:03-4Q)



Senior Nick Adams returned a blocked punt 20 yards for a touchdown and sophomore Ty Long connected on three field goals, including a school record 54-yarder to give No. 16 Ohio State all it could handle Saturday, but UAB dropped the contest 29-15 in front of a crowd of 105,019 at Ohio Stadium.

The Blazers, who held an early 9-0 advantage, started the second half by recovering an onside kick — the second this season with the first coming against Troy — but were undone by four chop-block penalties and a costly fumble with a minute left in the first half.

After Adams returned the blocked punt for a touchdown - the first Blazer to do so since 2003 - UAB led Ohio State, 6-0, at the end of the first quarter.

Long was responsible for the remainder of the Blazers' points, hitting 3-of-4 field goals on the day. His career-long 54-yard kick late in the second quarter was the longest field goal in UAB

history. It was also the third-longest in Ohio Stadium history and the fifth-longest ever against the Buckeyes. Long made his first three field goals of the game before missing a 47-yarder midway through the fourth quarter. The miss snapped his consecutive successful field goal streak at 12, which dated back to last year.

Redshirt freshman quarterback Austin Brown saw the most significant action of his young Blazer career after replacing starter Jonathan Perry. Brown finished the contest with 196 yards on 21-of-35 passing.

Perry played only the first quarter, finishing with 63 passing yards as he hit 7-of-11 passes. He also had 26 rushing yards on five carries.

Buckeye quarterback Braxton Miller ran for two touchdowns and Ohio State overcame a lethargic, mistake-filled effort to hold off UAB. Miller completed passes for 12, 14 and 18 yards and ran for 26 yards to set up his own clinching 1-yard TD run with 5:03 left.

September 29 — Birmingham, Ala.

Tulsa	21	14	7	7	—	49
UAB	14	7	7	14	—	42

UAB - Nelson 75 pass from Brown (Long kick) (14:50-1Q)
 TLS - Singleton 3 run (Schwarz kick) (13:00-1Q)
 UAB - Hearn 5 pass from Brown (Long kick) (10:53-1Q)
 TLS - Singleton 1 run (Schwarz kick) (7:40-1Q)
 TLS - Carter 21 pass from Green (Schwarz kick) (1:49-1Q)
 UAB - Reaves 1 run (Long kick) (13:24-2Q)
 TLS - Garrett 11 pass from Green (Schwarz kick) (10:48-2Q)
 TLS - Green 45 run (Schwarz kick) (8:15-2Q)
 UAB - Reaves 2 run (Long kick) (12:40-3Q)
 TLS - Watts 10 run (Schwarz kick) (6:10-3Q)
 UAB - Reaves 3 run (Long kick) (11:12-4Q)
 UAB - Nelson 50 pass from Brown (Long kick) (9:26-4Q)
 TLS - Singleton 6 run (Schwarz kick) (5:16-4Q)



Redshirt freshman quarterback Austin Brown threw for three touchdowns and 337 yards in his first career start for UAB, but a late Tulsa touchdown gave the Golden Hurricane a 49-42 victory over the Blazers at Legion Field.

Tulsa quarterback Cody Green passed for two scores and rushed for another for the Golden Hurricane, who led 42-28 going into the fourth quarter.

The Blazers then rallied to score twice within two minutes to tie the contest at 42-42 with 9:26 remaining. After a Tulsa fumble, Darrin Reaves capped a 51-yard drive with a 3-yard touchdown run with 11:12 left. On UAB's next possession, Jamarcus Nelson caught a 50-yard pass from Austin Brown - his second long touchdown of the day.

Nelson and Brown connected for a 75-yard touchdown on the first play of the game. After today's game, Nelson has four touchdown passes of at least 45 yards against Tulsa over the past two

seasons. Last year, Nelson had touchdown receptions of 66 and 45 yards to go along with today's 75 and 50-yarders.

With 7:54 remaining in the game, Tulsa's DeAndre Brown intercepted a Brown pass at the UAB 31, setting up the game-winning drive. Alex Singleton, who rushed on five of the six plays and scored three touchdowns in the game, pushed the game winner through from six yards out for the Golden Hurricane with 5:16 left.

UAB looked to answer, driving from their 19 to the 46-yard line before Brown's fumble was recovered by Tulsa's Mitchell Osborne with 1:28 left.

Brown passed for 337 yards and three touchdowns on 20-of-30 passing in his debut for the Blazers. Running back Darrin Reaves recorded a career night with his first-ever three touchdown game, becoming the first UAB running back to accomplish the feat since Corey White on Oct. 7, 2006.

Game Statistics

	UAB	Ohio State
First Downs:	22	20
Rushing (Att.-Yards):	34-144	37-204
Passing (Cmp-Att.-Yds.-Int.):	28-46-259-1	12-20-143-0
Total Plays-Total Net Yards:	80-403	57-347
Fumbles (No.-Lost):	2-1	0-0
Penalties (No.-Yards):	9-99	7-60
Punts (No.-Yards) (Avg.):	3-93 (31.0)	7-255 (36.4)
Kickoff Returns (No.-Yards):	3-67	1-10
Punt Returns (No.-Yards):	3-42	0-0
Time of Possession:	33:55	26:05

Leaders

Rushing	Att.	Yds.	TD	Long
D. Reaves (UAB)	16	72	0	11
J. Hall (OSU)	17	105	0	14

Passing	Att.	Cmp.	Yds.	TD
A. Brown (UAB)	35	21	196	0
B. Miller (OSU)	20	12	143	0

Receiving	No.	Yds.	TD	Long
D. Reaves (UAB)	7	42	9	13
P. Brown (OSU)	4	67	0	25

Game Statistics

	Tulsa	UAB
First Downs:	29	18
Rushing (Att.-Yards):	46-241	35-1
Passing (Cmp-Att.-Yds.-Int.):	23-39-237-1	20-30-337-1
Total Plays-Total Net Yards:	85-478	65-338
Fumbles (No.-Lost):	1-1	4-2
Penalties (No.-Yards):	5-65	12-115
Punts (No.-Yards) (Avg.):	5-177 (35.4)	7-323 (46.1)
Kickoff Returns (No.-Yards):	4-133	2-42
Punt Returns (No.-Yards):	4-30	5-59
Time of Possession:	31:48	28:12

Leaders

Rushing	Att.	Yds.	TD	Long
T. Watts (TLS)	10	93	1	17
D. Reaves (UAB)	16	61	3	30

Passing	Att.	Cmp.	Yds.	TD
C. Green (TLS)	39	23	237	2
A. Brown (UAB)	30	20	337	3

Receiving	No.	Yds.	TD	Long
W. Carter (TLS)	7	71	1	21
J. Nelson (UAB)	4	146	2	75

UAB

2013 FOOTBALL

2012 Game Summaries

October 6 — Birmingham, Ala.

Southeastern La.	0	3	0	0	—	3
UAB	21	10	7	14	—	52

UAB - Burdette 36 interception (Long kick) (13:34-1Q)
 UAB - Franklin 53 pass from Brown (Long kick) (10:42-1Q)
 UAB - Franklin 16 run (Long kick) (4:09-1Q)
 UAB - Reaves 1 run (Long kick) (8:20-2Q)
 UAB - Long 53 field goal (1:25-2Q)
 SLU - Sebastian 33 field goal (:00-2Q)
 UAB - Davis 8 pass from Perry (Long kick) (1:53-3Q)
 UAB - Adams 18 pass from Perry (Long kick) (13:50-4Q)
 UAB - Coles 35 run (Long kick) (7:59-4Q)



October 13 — Houston, Texas

UAB	7	3	0	7	—	17
Houston	10	6	20	3	—	39

UH - Ros 25 pass from Piland (Hogan kick) (9:52-1Q)
 UAB - Davis 16 pass from Brown (Hogan kick) (6:32-1Q)
 UH - Hogan 23 field goal (3:35-1Q)
 UH - Hogan 27 field goal (11:08-2Q)
 UH - Hogan 23 field goal (2:26-2Q)
 UAB - Long 27 field goal (:19-2Q)
 UH - Farrow 3 run (Hogan kick) (12:25-3Q)
 UH - Hogan 29 field goal (7:49-3Q)
 UH - Jackson 10 run (Hogan kick) (3:58-3Q)
 UH - Hogan 52 field goal (1:44-4Q)
 UH - Hogan 26 field goal (12:50-4Q)
 UAB - Franklin 4 run (Long kick) (4:37-4Q)



In his second collegiate start, redshirt-freshman quarterback Austin Brown bolstered UAB to a 28-point halftime lead as the Blazers earned their first win of the season, trouncing Southeastern Louisiana, 52-3, Saturday in UAB's 2012 Homecoming.

The 49-point margin of victory is the third-largest in program history, and second-largest in UAB's Division I-A era.

A week after amassing 337 yards and three scores through the air in a loss to Tulsa, Brown helped beat the Lions by completing 16-of-22 passes for 266 yards and a touchdown, all before the half.

UAB went on scoring drives of 68, 78, 59 and 56 yards in the first half, and also scored on senior linebacker Marvin Burdette's 36-yard interception return for a touchdown. The interception was the third of Burdette's career and also gave the Batesville, Miss. his first career touchdown.

The Blazers' defense held Southeastern Louisiana

to 125 yards of offense, including just 47 yards on the ground. The three points scored by Southeastern Louisiana are the fewest UAB has allowed since a 15-0 shutout at UCF on Nov. 29, 2008.

Leading that defensive attack was Burdette who recorded eight tackles Saturday, bringing his career total to 295 tackles to move him into third all-time in career tackles at UAB.

Kicker Ty Long connected on his only field goal attempt — a 53 yarder late in the second quarter. Long now owns the two-longest field goals in school history as he hit a school record 54-yarder Sept. 22 at Ohio State.

QB Jonathan Perry saw his first action since the first quarter of the Ohio State game and responded by hitting 8-of-10 passes for 90 yards for two touchdowns.

Nathan Stanley was 10-of-23 passing for 78 yards for the Lions, tossing one interception as the team totaled just nine first downs.

The UAB football team trailed by six points at the half - 16-10 - but a second half surge led Houston to a 39-17 victory over the Blazers on Saturday afternoon at Robertson Stadium.

UAB was led by redshirt-freshman Austin Brown, who finished 20 of 43 for 302 yards and connected with Jay Davis on a 16-yard touchdown pass in the first quarter.

Davis hauled in three catches for a career-high 84 yards and a score, while fellow wide receiver Jamarcus Nelson reached the 100-yard mark, recording six receptions for 106 yards. Nelson has recorded a 100-yard receiving game in two of the past three contests.

In addition, running back Greg Franklin registered a combined 83 yards in rushing and receiving and added a late 4-yard touchdown.

Defensively, Marvin Burdette topped the Blazers in tackles as the senior linebacker posted a season-high 17 1/2 stops. Burdette surpassed the 300 career tackle plateau, and now has 312,

which ranks third in UAB history.

Houston scored 23 unanswered points to go from a 16-10 halftime lead to a 39-10 advantage early in the fourth quarter.

UAB scored its only second-half points with 4:37 remaining in the game as Franklin ran in from four yards out.

Brown was under pressure from the Cougars' pass rush for much of the game as he was sacked eight times.

UAB was also hampered by 11 penalties for 90 yards.

David Piland threw for 362 yards and a touchdown and Matt Hogan kicked six of seven field goals attempts for the Cougar offense.

Charles Sims added 134 yards on 26 carries and Kenneth Farrow and Ryan Jackson each ran for a touchdown for Houston.

Houston kicker Matt Hogan booted a Conference USA record six field goals in the game, including a 52-yarder in the third quarter.

Game Statistics

	SLU	UAB
First Downs:	9	26
Rushing (Att.-Yards):	30-47	38-156
Passing (Cmp-Att.-Yds.-Int.):	10-24-78-1	24-32-356-0
Total Plays-Total Net Yards:	54-125	70-512
Fumbles (No.-Lost):	3-1	2-0
Penalties (No.-Yards):	7-64	7-70
Punts (No.-Yards) (Avg.):	8-357 (44.6)	1-32 (32.0)
Kickoff Returns (No.-Yards):	8-179 (22.4)	0-0
Punt Returns (No.-Yards):	0-0	5-25
Time of Possession:	26:12	33:48

Leaders

Rushing	Att.	Yds.	TD	Long
X. Roberson (SLU)	13	37	0	7
B. Coles (UAB)	11	84	1	35

Passing	Att.	Cmp.	Yds.	TD
N. Stanley (SLU)	23	10	78	0
A. Brown (UAB)	22	16	266	1

Receiving	No.	Yds.	TD	Long
J. Smiley (SLU)	3	37	0	24
G. Franklin (UAB)	4	86	1	53

Game Statistics

	UAB	Houston
First Downs:	21	32
Rushing (Att.-Yards):	27-35	49-186
Passing (Cmp-Att.-Yds.-Int.):	23-49-339-1	34-46-380-0
Total Plays-Total Net Yards:	76-374	95-566
Fumbles (No.-Lost):	1-1	1-1
Penalties (No.-Yards):	11-90	3-45
Punts (No.-Yards) (Avg.):	4-217 (54.2)	2-75 (37.5)
Kickoff Returns (No.-Yards):	4-67	0-0
Punt Returns (No.-Yards):	1-20	2-30
Time of Possession:	26:22	33:38

Leaders

Rushing	Att.	Yds.	TD	Long
G. Franklin (UAB)	5	50	1	11
C. Sims (UH)	26	133	0	29

Passing	Att.	Cmp.	Yds.	TD
A. Brown (UAB)	43	20	302	1
D. Piland (UH)	44	32	362	1

Receiving	No.	Yds.	TD	Long
J. Nelson (UAB)	6	106	0	28
S. Ros (UH)	7	114	1	25

UAB

2013 FOOTBALL

2012 Game Summaries

October 20 — Birmingham, Ala.

East Carolina	7	6	14	15	—	42
UAB	0	14	7	14	—	35

ECU - Dobson 2 run (Harvey kick) (6:09-1Q)
 ECU - Harvey 20 field goal (14:56-2Q)
 UAB - Reaves 1 run (Long kick) (12:36-2Q)
 ECU - Harvey 25 field (7:45-2Q)
 UAB - Nelson 35 pass from Brown (Long kick) (1:22-2Q)
 UAB - Accursio 4 pass from Brown (Long kick) (8:36-3Q)
 ECU - Cooper 1 run (Harvey kick) 5:19-3Q)
 ECU - Cooper 30 pass from Carden (Harvey kick) (2:43-3Q)
 UAB - Backman 9 pass from Brown (Long kick) (12:31-4Q)
 ECU - Hardy 20 pass from Carden (Cooper rush) (9:21-4Q)
 ECU - Cooper 3 run (Harvey kick) (7:00-4Q)
 UAB - Reaves 9 run (Long kick) (3:47-4Q)



Shane Carden threw for 386 yards and East Carolina pulled out a 42-35 victory over UAB in a see-saw, Conference USA contest Saturday night.

The lead changed hands four times after the Pirates drew first blood, with Carden tossing the winning score to Justin Hardy early in the fourth quarter.

East Carolina held leads of 10-0 and 13-7, but fell into a 21-13 hole when Austin Brown found Sam Accursio for a 4-yard passing touchdown midway through the third. Brown finished the game with 319 passing yards and three touchdown passes as he hit 22-of-37.

It was UAB that took a lead (14-13) into the lockerroom at halftime.

Vintavious Cooper cut the lead to 21-20 with a 1-yard touchdown run, and then Carden hit Cooper for a 30-yard touchdown pass to vault the Pirates ahead.

The Blazers regained the lead when Brown

found Kennard Backman for a 9-yard score, but then yielded consecutive Pirates' touchdowns - including Carden's pass to Hardy - and couldn't overtake the lead again.

Down 42-28 with 6:53 to play, the Blazers marched 71 yards on 10 plays with running back Darrin Reaves culminating the drive with a 9-yard touchdown run. Reaves finished with 69 rushing yards and a pair of touchdowns. Reaves has six touchdowns this season with all of them coming in the past four games.

UAB wide receiver Nick Adams finished with a career-best 114 receiving yards on four catches. Adams also had 251 all-purpose yards in the game, the fourth-highest total in UAB history.

On the defensive side, UAB linebacker Marvin Burdette finished with 17 tackles for the second consecutive game. Burdette also moved into the No. 2 spot on the Blazers' all-time tackles list.

Carden finished 23-of-35 passing with two scores.

October 27 — New Orleans, La.

UAB	7	10	14	14	—	45
Tulane	14	17	7	17	—	55

TLN - Rush 21 pass from Griffin (Santos kick) (8:18-1Q)
 UAB - Reaves 1 run (Long kick) (3:59-1Q)
 TLN - Rush 15 pass from Griffin (Santos kick) :51-1Q)
 TLN - Grant 61 pass from Griffin (Santos kick) (14:34-2Q)
 TLN - Santos 21 field goal (10:00-2Q)
 UAB - Long 25 field goal (8:38-2Q)
 TLN - Grant 8 pass from Griffin (Santos kick) (5:45-2Q)
 UAB - Backman 1 pass from Brown (Long kick) (:18-2Q)
 UAB - Reaves 2 run (Long kick) (11:03-3Q)
 TLN - Van Hooser 16 pass from Griffin (Santos kick) (8:00-3Q)
 UAB - Williams 12 pass from Brown (Long kick) 5:29-3Q)
 TLN - Darkwa 1 run (Santos kick) 14:57-4Q)
 UAB - Reaves 25 run (Long kick) (12:33-4Q)
 TLN - Santos 32 field goal (8:14-4Q)
 TLN - Darkwa 32 run (Santos kick) (3:42-4Q)
 UAB - Backman 20 pass from Brown (Long kick) (3:03-4Q)



Ryan Griffin threw for 466 yards and five touchdowns Saturday to offset a 409-yard passing performance by UAB's Austin Brown and a 24-tackle effort by the Blazers' Marvin Burdetteas Tulane prevailed 55-45 in Conference USA play. Griffin's 15-yard touchdown pass to Xavier Rush broke a 7-7 first-quarter tie and the Green Wave (2-6, 2-2) quickly extended that lead to 21-7 behind Griffin's 61-yarder to Ryan Grant.

Grant hauled in his second touchdown catch of the day, this time an 8-yarder, to give Tulane a 31-10 second quarter lead. The Blazers cut the margin to 31-17 with :18 remaining as Brown connected with tight end Kennard Backman on a 1-yard touchdown pass.

UAB trimmed the Green Wave margin to 31-24 early in the third quarter as the Blazers drove 58 yards on five plays, capped by a 2-yard scoring run by Darrin Reaves. Reaves finished with his best game at UAB, rushing for 166 yards and three touchdowns.

The Blazers had a pair of 100-yard receivers in the game as Jackie Williams had six catches for 143 yards and Nick Adams finished with 119 yards on five receptions.

UAB's final offensive total (622 yards) tied for the third-highest mark in school history.

Brown finished the game with 409 passing yards and three touchdown passes. He also threw three interceptions.

Burdette, the Blazers' senior linebacker, had his third consecutive stellar performance. His 24 tackles set a school record and equaled the second-highest number in C-USA history, passes in the game for Marshall, which also scored twice on the defensive side of the ball. In addition to the second-quarter interception return, the Thundering Herd defense also scored in the third quarter on a fumble return.

Game Statistics

	ECU	UAB
First Downs:	27	19
Rushing (Att.-Yards):	42-214	25-82
Passing (Cmp-Att.-Yds.-Int.):	23-35-386-0	22-37-319-0
Total Plays-Total Net Yards:	77-600	62-401
Fumbles (No.-Lost):	0-0	0-0
Penalties (No.-Yards):	7-53	7-55
Punts (No.-Yards) (Avg.):	2-87 (43.5)	5-223 (44.6)
Kickoff Returns (No.-Yards):	3-67	7-159
Punt Returns (No.-Yards):	2-4	1-9
Time of Possession:	32:31	27:29

Leaders

Rushing	Att.	Yds.	TD	Long
V. Cooper (ECU)	26	172	2	37
D. Reaves (UAB)	21	69	2	13

Passing	Att.	Cmp.	Yds.	TD
S. Carden (ECU)	35	23	386	2
A. Brown (UAB)	37	22	319	3

Receiving	No.	Yds.	TD	Long
J. Hardy (ECU)	6	132	1	44
J. Nelson (UAB)	5	60	1	35

Game Statistics

	UAB	Tulane
First Downs:	29	26
Rushing (Att.-Yards):	28-213	37-153
Passing (Cmp-Att.-Yds.-Int.):	26-53-409-3	34-42-466-1
Total Plays-Total Net Yards:	81-622	79-619
Fumbles (No.-Lost):	1-1	2-2
Penalties (No.-Yards):	6-46	10-71
Punts (No.-Yards) (Avg.):	3-151 (50.3)	2-87 (43.5)
Kickoff Returns (No.-Yards):	1-19	3-63
Punt Returns (No.-Yards):	2-17	2-63
Time of Possession:	25:01	34:59

Leaders

Rushing	Att.	Yds.	TD	Long
D. Reaves (UAB)	21	166	3	29
O. Darkwa (TLN)	20	74	2	32

Passing	Att.	Cmp.	Yds.	TD
A. Brown (UAB)	52	26	409	3
R. Griffin (TLN)	42	34	466	5

Receiving	No.	Yds.	TD	Long
D. Reaves (UAB)	6	55	0	17
R. Kelley (TLN)	9	66	0	12

UAB

2013 FOOTBALL

2012 Game Summaries

November 3 — Hattiesburg, Miss.

UAB	0	0	14	13	—	27
Southern Miss	0	16	3	0	—	19

USM - Team safety (14:41-2Q)
 USM - Alford 10 run (Acosta kick) (12:26-2Q)
 USM - Richard 29 run (Acosta kick) (1:27-2Q)
 UAB - Reaves 14 run (Long kick) (11:02-3Q)
 USM - Acosta 41 field goal (8:17-3Q)
 UAB - Accursio 18 pass from Brown (Long kick) (4:50-3Q)
 UAB - Long 43 field goal (13:54-4Q)
 UAB - Long 40 field goal (8:51-4Q)
 UAB - Reaves 8 run (Long kick) 2:41-4Q)



Darrin Reaves rushed for a career-high 223 yards and two touchdowns and UAB erased a 16-point halftime deficit to defeat Southern Miss 27-19 at Hattiesburg, Miss.

The Blazers have now beaten Southern Miss four-straight times after losing the first nine meetings in the all-time series.

The Golden Eagles led 16-0 at the half, but the Blazers scored three second-half touchdowns and hit two long field goals to seal the comeback.

The Blazers, who outscored Southern Miss 27-3 in the second half, outgained the Golden Eagles 270 to 115 in the final 30 minutes. UAB had three turnovers in the first half, but none after intermission.

UAB's Reaves rushed for 169 of his 223 yards in the third and fourth quarters and scored on plays of 14 and 8 yards. His two touchdowns on the night gave him 11 for the season -- all in the last six games -- to tie the UAB record for rushing scores in a season.

The 223-yard total for the Birmingham, Ala., native represented the second-highest single-game mark in school history.

Reaves' first touchdown put the Blazers on the board just after the half. His second put the game out of reach with 2:41 left.

UAB quarterback Austin Brown recovered from a shaky first half to complete 17 of his 29 pass attempts for 228 yards, including a third-quarter, 18-yard touchdown pass to Sam Accursio.

Sophomore kicker Ty Long connected on a 40-yard field goal with 8:51 left to give the Blazers their first lead of the game. Long also made a 43-yard field goal early in the fourth quarter.

UAB senior linebacker Marvin Burdette, who enter the game as the nation's leading tackler, finished with 11 stops in the game. Burdette has registered 69 tackles in the last four contests.

November 10 — Birmingham, Ala.

Marshall	7	0	7	17	—	31
UAB	14	10	7	17	—	38

MAR - Watson 2 run (Haig kick) (12:27-2Q)
 UAB - Williams 79 punt return (Long kick) (7:59-1Q)
 UAB - Reaves 4 run (Long kick) (2:39-1Q)
 UAB - Hearn 33 pass from Brown (Long kick) (14:50-2Q)
 UAB - Long 27 field goal (:17-2Q)
 UAB - Adams 32 pass from Brown (Long kick) (5:23-3Q)
 MAR - King 10 pass from Cato (Haig kick) (3:28-3Q)
 MAR - Grooms 7 run (Haig kick) (1:40-4Q)
 MAR - Haig 38 field goal (7:18-4Q)
 UAB - Reaves 17 run (Long kick) (2:50-4Q)
 MAR - Hoskins 3 pass from Cato (Haig kick) (1:41-4Q)



Darrin Reaves rushed for 184 yards and two scores and linebacker Marvin Burdette became UAB's all-time leading tackler as the Blazers withstood a late Marshall rally to win 38-31 Saturday at Legion Field.

The Blazers picked up their second-straight Conference USA win of the season and second in a row after defeating Southern Miss a week earlier. UAB's defense held Marshall's potent offensive attack to a season-low 337 total yards. The Thundering Herd came into Saturday's game with a 543 yards per game average.

Part of the Blazers' strong defensive effort came from linebacker Marvin Burdette, who registered 17 total tackles to give him 381 on the year -- a UAB single-season record.

Burdette, who leads the country in tackles, now has 132 tackles for the season, an average of 13.20 per game.

Reaves went over the 100-yard mark for the third-straight game with his 184-yard effort. The

Birmingham, Ala., native also scored two touchdowns, giving him 13 rushing touchdowns for the year to establish a new UAB single-season record.

The Blazers led 31-7 with 5:23 left in the third quarter.

Within 2 minutes, the Thundering Herd roared back with a 10-yard TD pass from Rakeem Cato to Jazz King, followed by Kevin Grooms' 7-yard TD run and Justin Haig's 38-yard field goal with 7:18 remaining.

Reaves answered with a 17-yard TD, capping an 11-play, 80-yard drive with 2:50 left.

Marshall then moved downfield quickly and efficiently, with Cato connecting with Tommy Shuler on 30- and 19-yard plays before finding Gator Hoskins for a 3-yard TD with 1:41 remaining.

UAB recovered the onside kick and ran out the clock.

The Blazers' Austin Brown threw two TD passes and Jackie Williams had a 79-yard punt return for a score.

Game Statistics

	UAB	USM
First Downs:	25	16
Rushing (Att.-Yards):	46-207	38-183
Passing (Cmp-Att.-Yds.-Int.):	17-29-228-1	10-26-112-1
Total Plays-Total Net Yards:	75-435	64-295
Fumbles (No.-Lost):	3-2	4-2
Penalties (No.-Yards):	6-61	4-41
Punts (No.-Yards) (Avg.):	5-192 (38.4)	6-218 (36.3)
Kickoff Returns (No.-Yards):	1-23	4-112
Punt Returns (No.-Yards):	1-12	1-8
Time of Possession:	33:37	26:23

Leaders

Rushing	Att.	Yds.	TD	Long
D. Reaves (UAB)	35	223	2	27
J. Richard (USM)	9	82	1	35

Passing	Att.	Cmp.	Yds.	TD
A. Brown (UAB)	29	17	228	1
A. Alford (USM)	26	10	112	0

Receiving	No.	Yds.	TD	Long
P. Hearn (UAB)	5	54	0	18
F. Llanos (USM)	5	47	0	20

Game Statistics

	Marshall	UAB
First Downs:	18	25
Rushing (Att.-Yards):	41-121	42-209
Passing (Cmp-Att.-Yds.-Int.):	25-34-216-1	20-34-197-3
Total Plays-Total Net Yards:	75-337	76-406
Fumbles (No.-Lost):	0-0	2-1
Penalties (No.-Yards):	2-30	5-30
Punts (No.-Yards) (Avg.):	6-218 (36.3)	2-84 (42.0)
Kickoff Returns (No.-Yards):	3-77	3-99
Punt Returns (No.-Yards):	0-0	3-82
Time of Possession:	25:29	34:31

Leaders

Rushing	Att.	Yds.	TD	Long
K. Grooms (MAR)	16	75	1	12
D. Reaves (UAB)	32	184	2	20

Passing	Att.	Cmp.	Yds.	TD
R. Cato (MAR)	34	25	216	2
A. Brown (UAB)	34	20	197	2

Receiving	No.	Yds.	TD	Long
T. Shuler (MAR)	5	77	0	30
D. Reaves (UAB)	6	37	0	11

UAB

2013 FOOTBALL

2012 Game Summaries

November 17 — Birmingham, Ala.

Memphis	21	7	3	15	—	46
UAB	0	3	0	6	—	9

MEM - Hayes 7 run (Henriques kick) (8:54-1Q)
 MEM - Malone 30 pass from Karam (Henriques kick) (4:31-1Q)
 MEM - Cross 25 pass from Karam (Henriques kick) (2:16-1Q)
 UAB - Long 48 field goal (11:51-2Q)
 MEM - Milleson 2 pass from Karam (Henriques kick) (6:41-1Q)
 MEM - Henriques 51 field goal (2:59-3Q)
 MEM - Hayes 5 run (Henriques kick) (14:00-4Q)
 MEM - Hayes 46 run (Henriques kick) (11:29-4Q)
 UAB - Backman 4 pass from Brown (Long kick) (6:00-4Q)
 MEM - Harris PAT return (6:00-4Q)



November 24 — Orlando, Fla.

UAB	0	10	7	7	—	24
UCF	14	21	7	7	—	49

UCF - Worton 18 pass from Bortles (Moffitt kick) (12:40-1Q)
 UCF - Murray 3 run (Moffitt kick) (6:37-1Q)
 UAB - Long 25 field goal (6:40-2Q)
 UCF - McDuffie 9 run (Moffitt kick) (4:13-2Q)
 UCF - Dankenbring 78 interception return (Moffitt kick) (2:34-2Q)
 UAB - Hearn 76 pass from Perry (Long kick) (1:28-2Q)
 UCF - Worton 4 pass from Bortles (Moffitt kick) (:26-2Q)
 UCF - McDuffie 8 run (Moffitt kick) (8:02-3Q)
 UAB - Perry 2 run (Long kick) (4:35-3Q)
 UAB - Reaves 15 pass from Perry (Long kick) (10:22-4Q)
 UCF - McDuffie 32 run (Moffitt kick) (4:00-4Q)



Brandon Hayes ran for 127 yards and three scores and Jacob Karam threw three touchdown passes as Memphis defeated UAB 46-9 Saturday in Conference USA action at Legion Field.

The Blazers had come into the game with back-to-back wins over Southern Miss and Marshall and were looking to post a third consecutive conference victory for the first time since the 2004 season.

Fifteen UAB seniors were honored in pre-season Senior Day ceremonies as the Blazers played their final home game of the season.

Hayes started the scoring for the Tigers just over six minutes into the game, capping a 66-yard drive with a 7-yard TD run. The Tigers (3-8, 3-4) led 21-0 at the end of the first quarter after Karam threw TD passes of 30 and 25 yards to Keiwone Malone and Alan Cross, respectively.

UAB scored its only points of the first half early in the second quarter on a 48-yard field goal by sophomore Ty Long.

The Blazers were limited to only 213 offensive yards with only 26 of those coming on the ground. Sophomore running back Darrin Reaves was held to only 38 rushing yards on 14 carries after averaging 191 yards the previous three games.

Karam found Jesse Milleson for a 2-yard touchdown pass with 6:41 left in the second quarter for a 28-3 halftime lead. The quarterback finished 14-of-16 passing for 147 yards.

Kennard Backman scored UAB's lone TD on a 4-yard pass from Austin Brown with 6:00 left. Memphis blocked the extra-point try and returned it for two points and the final 46-9 advantage.

Brown finished the game with 187 yards as he hit 23-of-41 passes.

Marvin Burdette, UAB's senior linebacker and the nation's leading tackler, was credited with 10 stops Saturday to boost his season total to 142 stops and his school record career total to 391.

UCF's Quincy McDuffie ran for three touchdowns and Blake Bortles threw for two scores to lead UCF to a 49-24 win over UAB Saturday at Brighthouse Networks Stadium.

The Blazers out-gained the Knights by more than 100 yards (599-473) in the game.

With the win, UCF (9-3, 7-1) clinched Conference USA's East Division title and will face Tulsa in the conference championship game next Saturday. McDuffie had scoring runs of 9, 8 and 43 yards in his final home game for Central Florida.

UAB threw for 510 yards on the day -- the second-highest total in Blazer football history (611 vs. Prairie View A&M, 1994). Junior quarterback Jonathan Perry threw for 307 yards, two touchdowns and a rushing score for UAB (3-9, 2-6), while freshman quarterback Austin Brown completed 16-of-28 passes for 203 yards.

Senior wide receiver Patrick Hearn recorded the third-most receiving yards in a single game in UAB history with his 201 yards on the day. That

performance marked the first time since Roddy White totaled 253 yards against Tulane in 2004

that a Blazer wide out has had 200 or more yards receiving in a game.

Bortles, who completed 17-of-23 for 225 yards, hit J.J. Worton with scoring passes of 18 and 4 yards. Lyle Dankenbring returned an interception 78 yards for a score as the Knights took advantage of numerous Blazer mistakes to jump out to a 35-10 halftime lead.

UAB outgained UCF 322-237 in the first half, but three drives inside the Knights' 20-yard line ended with no points.

With the loss, UAB concludes the 2012 season.

Game Statistics

	Memphis	UAB
First Downs:	20	16
Rushing (Att.-Yards):	42-173	28-26
Passing (Cmp-Att.-Yds.-Int.):	15-17-160-0	23-42-187-1
Total Plays-Total Net Yards:	75-435	64-295
Fumbles (No.-Lost):	2-2	1-1
Penalties (No.-Yards):	5-60	6-54
Punts (No.-Yards) (Avg.):	3-119 (39.7)	8-323 (40.4)
Kickoff Returns (No.-Yards):	1-27	1-24
Punt Returns (No.-Yards):	6-138	1-(-1)
Time of Possession:	31:05	28:55

Leaders

Rushing	Att.	Yds.	TD	Long
B. Hayes (MEM)	19	127	3	46
D.Reaves (UAB)	14	38	0	7

Passing	Att.	Cmp.	Yds.	TD
J. Karam (MEM)	16	14	147	3
A. Brown (UAB)	41	23	187	1

Receiving	No.	Yds.	TD	Long
M. Rucker (MEM)	4	25	0	14
N. Adams (UAB)	5	42	0	16

Game Statistics

	UAB	UCF
First Downs:	26	23
Rushing: Att.-Yards:	27-89	39-229
Passing: (Cmp-Att.-Yds.-Int.)	37-56-510-1	18-24-244-0
Total Plays-Total Net Yards	83-599	63-473
Fumbles: No.-Lost	1-1	0-0
Penalties: No.-Yards	3-31	3-15
Punts: No.-Yards (Avg.)	3-118 (39.3)	2-77 (38.5)
Kickoff Returns: No.-Yards	4-52	3-101
Punt Returns: No.-Yards	0-0	1-34
Time of Possession	29:57	30:03

Leaders

Rushing	Att.	Yds.	TD	Long
D. Reaves (UAB)	18	71	0	19
L. Murray (UCF)	15	94	1	25

Passing	Att.	Cmp.	Yds.	TD
J. Perry (UAB)	28	21	307	2
B. Bortles (UCF)	23	17	225	2

Receiving	No.	Yds.	TD	Long
P. Hearn (UAB)	8	201	1	76
J. Godfrey (UCF)	4	46	0	17

UAB

2013 FOOTBALL

All-Time Coaches



Garrick McGee

2012-Present

Year	Record	Pct.	Division
2012	3-9-0	.250	NCAA I-A



Neil Callaway

2007-11

Year	Record	Pct.	Division
2007	2-10-0	.167	NCAA I-A
2008	4-8-0	.333	NCAA I-A

2009	5-7-0	.417	NCAA I-A
2010	4-8-0	.333	NCAA I-A
2011	3-9-0	.250	NCAA I-A
Totals	18-42-0	.300	NCAA I-A



Watson Brown

1995-2006

Year	Record	Pct.	Division
1995	5-6-0	.455	NCAA I-AA
1996	5-6-0	.455	NCAA I-AA
1997	5-6-0	.455	NCAA I-AA
1998	4-7-0	.364	NCAA I-AA
1999	5-6-0	.455	NCAA I-AA
2000	7-4-0	.636	NCAA I-AA
2001	6-5-0	.545	NCAA I-AA
2002	5-7-0	.417	NCAA I-AA
2003	5-7-0	.417	NCAA I-AA

2004	7-5-0	.583	NCAA I-A
2005	5-6-0	.455	NCAA I-A
2006	3-9-0	.250	NCAA I-A
Totals	62-74-0	.456	(12 seasons)



Dr. Jim Hilyer

1991-94

Year	Record	Pct.	Division
1991	4-3-2	.555	NCAA III
1992	7-3-0	.700	NCAA III
1993	9-2-0	.818	NCAA I-AA
1994	7-4-0	.636	NCAA I-AA
Totals	27-12-2	.658	(4 seasons)

Assistant Coaches

Dr. Lynn Artz 1991-94
 Corey Barlow 2007-11
 Rodney Bivens 2003-06
 Anthony Blevins 2012
 Fred Bohannon 1991-94
 Wayne Bolt 2003-05
 Tim Bowens 2007-11
 Dieter Brock 1991-94
 Jeff Brohm 2012
Dwayne Chandler 2012-Present
 Rick Christophel 1995-01, 04-06
 Bill Clay 1997-00
 Mike Clements 1992-94
 Randy Corbitt 1993-94
 Lorenzo Costantini 2007-11
 Joe Cribbs 1991
 Larry Crowe 1991-92, 1995-02
 Steve Davenport 2007-10
 Pat Donohoe 1995-04
 David Evans 1991-92
Eric Evans 2013
 Will Friend 2007-10
 Cale Gundy 1995-98

Kim Helton 2007-11
 Tyson Helton 2007-12
Joseph Henry 2013
 Robert Henry 1995-96
 Brandon Herring 2002-06
 "Smokey" Hodge 1991-94
 John Ireland 1993-94
Reggie Johnson 2012-Present
 George "Snoozy" Jones 1991-94
 Ricky Jones 1992
 David Langner 1991
 Woodrowe Lowe 2001-04
 Rick Mallory 2011
 Steve Martin 2007-11
 Reese McCall 1992-93
 Bill McClung 1991-94
 Ron McCrone 2005-06
 Richard Moncrief 2001-02
 John Neal 1995-02
 Toby Neinas 1996-01
Richard Owens 2012-Present
Kevin Peoples 2013
John Peterson 2012-Present

Eddie Pierce 1995
 George Pugh 1995-00, '05
 Sammy Queen 1992-94
 Shawn Raney 2004-06
 Ross Robinson 2002-06
Matt Sanders 2013
 Bill Schmitz 2005-06
 Eric Schumann 2007-10
Brandon Sharp 2012
 Richard Shinn 1992-94
 Kevin Shirley 2003
 Ron Sigler 2012
 Freddie Smith 1992-94
 Billy Spruiell 1991-94
 Pat Sullivan 1998-06
 Tyson Summers 2007-11
 Billy Tohill 1991
 Larry VanDerHeyden 1995-03
 Tommy West 2011
Jimmy Williams 2012-Present
 John Wozniak 2011

UAB

2013 FOOTBALL

Year-by-Year Results

1991

Overall Record: 4-3-2 (Division III) **Head Coach:** Jim Hilyer

DATE	OPPONENT	SCORE	Att.
Sept. 7	at Millsaps	0-28	1,000
Sept. 14	EVANGEL	10-28	5,132
Sept. 21	at Washington & Lee	34-21	3,183
Sept. 28	at Hampden-Sydney	35-35	5,125
Oct. 12	LINDENWOOD	17-17	6,207
Oct. 19	at Charleston Southern	33-19	3,600
Oct. 26	FERRUM	7-35	5,579
Nov. 9	HASTINGS	9-7	4,157
Nov. 16	CLINCH VALLEY	25-6	2,226

1992

Overall Record: 7-3 (Division III) **Head Coach:** Jim Hilyer

DATE	OPPONENT	SCORE	Att.
Sept. 5	MILLSAPS	28-0	5,719
Sept. 12	GALLAUDET#	44-6	5,349
Sept. 19	LANE	26-6	5,977
Sept. 26	at Tennessee Wesleyan	12-16	1,000
Oct. 3	MILES	30-6	7,042
Oct. 17	CHARLESTON SOUTHERN	39-7	4,922
Oct. 24	at Ferrum	17-31	3,000
Oct. 31	at Samford	3-49	6,156
Nov. 7	at Lindenwood	41-12	700
Nov. 14	at Clinch Valley	31-30	2,000

- played at Lawson Field (Birmingham, Ala.)

1993

Overall Record: 9-2 (Division I-AA) **Head Coach:** Jim Hilyer

DATE	OPPONENT	SCORE	Att.
Sept. 6	TROY STATE	3-37	14,207
Sept. 11	MOREHEAD STATE	52-14	6,051
Sept. 25	at Western Kentucky	13-40	7,000
Oct. 2	at Miles	31-6	4,000
Oct. 9	LAMBUTH	40-14	5,856
Oct. 16	at Mississippi Valley State	30-13	9,500
Oct. 23	at Charleston Southern	48-20	1,550
Oct. 30	at Wofford	23-11	1,304
Nov. 6	at Butler	31-27	1,047
Nov. 13	DAYTON	27-19	7,428
Nov. 20	PRAIRIE VIEW A&M	58-12	4,181

1994

Overall Record: 7-4 (Division I-AA) **Head Coach:** Jim Hilyer

DATE	OPPONENT	SCORE	Att.
Sept. 3	at Alabama State	24-27	14,750
Sept. 10	at Dayton	28-10	10,112
Sept. 17	JACKSONVILLE STATE	12-28	17,222
Sept. 24	at Kansas	0-72	35,000
Oct. 1	WESTERN KENTUCKY	22-31	20,237
Oct. 8	WOFFORD	34-27	20,237
Oct. 15	MISSISSIPPI VALLEY STATE	24-14	20,237
Oct. 22	CHARLESTON SOUTHERN	54-14	20,237
Oct. 29	at Morehead State	36-15	2,500
Nov. 5	BUTLER	19-14	20,237
Nov. 19	at Prairie View A&M	48-6	2,007

1995

Overall Record: 5-6 (Division I-AA) **Head Coach:** Watson Brown

DATE	OPPONENT	SCORE	Att.
Sept. 2	ALABAMA STATE	3-13	15,169
Sept. 9	at Southwestern Louisiana	21-56	17,723
Sept. 16	JACKSONVILLE STATE	26-28	14,127
Sept. 23	at Western Kentucky	18-32	8,000
Sept. 30	at Middle Tennessee State	13-28	10,000
Oct. 7	WOFFORD	28-0	8,813
Oct. 14	at North Texas	19-14	16,671
Oct. 28	at Troy State	7-60	15,100
Nov. 4	CHARLESTON SOUTHERN	40-14	6,500
Nov. 11	KNOXVILLE COLLEGE	61-8	5,879
Nov. 18	MILES COLLEGE	37-8	13,781

1996

Overall Record: 5-6 (Division I-A) **Head Coach:** Watson Brown

DATE	OPPONENT	SCORE	Att.
Aug. 31	at #18 Auburn	0-29	80,645
Sept. 7	at Maryland	15-39	30,057
Sept. 14	ARKANSAS STATE	42-17	18,236
Sept. 21	JACKSONVILLE STATE	24-17	19,567
Oct. 5	WESTERN KENTUCKY	24-0	14,107
Oct. 19	SW LOUISIANA	39-29	16,327
Oct. 26	at Louisiana Tech	31-35	11,320
Nov. 2	at Vanderbilt	15-31	30,153
Nov. 9	CENTRAL FLORIDA	13-35	12,500
Nov. 16	CINCINNATI	14-34	15,000
Nov. 21	CHARLESTON SOUTHERN	49-13	6,500

1997

Overall Record: 5-6 (Division I-A) **Head Coach:** Watson Brown

DATE	OPPONENT	SCORE	Att.
Aug. 28	at Kansas	0-24	32,100
Sept. 6	at Memphis	7-28	24,108
Sept. 13	at Arizona	10-24	36,309
Sept. 20	JACKSONVILLE STATE	34-16	23,775
Sept. 27	at Southwestern Louisiana	42-7	15,024
Oct. 4	WESTERN KENTUCKY	20-16	17,385
Oct. 11	at Cincinnati	29-33	20,924
Nov. 1	at #22 Virginia Tech	0-37	37,411
Nov. 8	LOUISIANA TECH	29-32	17,225
Nov. 15	TENNESSEE TECH	38-14	8,765
Nov. 22	at Arkansas State	13-7	7,318

1998

Overall Record: 4-7 (Division I-A) **Head Coach:** Watson Brown

DATE	OPPONENT	SCORE	Att.
Sept. 5	at #3 Nebraska	7-38	75,921
Sept. 19	TENNESSEE TECH	38-6	18,500
Sept. 26	KANSAS (4 OT)	37-39	30,543
Oct. 3	SW LOUISIANA	24-13	14,217
Oct. 10	at East Carolina	7-26	31,002
Oct. 17	at Louisiana Tech	23-54	13,876
Oct. 24	#21 VIRGINIA TECH	0-41	31,897
Oct. 31	at Northeast Louisiana	14-20	11,886
Nov. 7	at #2 Tennessee	13-37	106,508
Nov. 14	MIDDLE TENNESSEE STATE	26-17	10,263
Nov. 21	UT MARTIN	48-17	3,571

UAB

2013 FOOTBALL

Year-by-Year Results

1999				
Overall Record: 5-6 (4-2 C-USA) Head Coach: Watson Brown				
DATE	OPPONENT	SCORE	Att.	
Sept. 4	at Missouri	28-31	50,356	
Sept. 11	at #11 Virginia Tech	10-31	51,907	
Sept. 25	HOUSTON*	29-10	28,573	
Oct. 2	LOUISIANA-MONROE	47-0	18,762	
Oct. 9	MEMPHIS*	14-38	18,176	
Oct. 16	at Cincinnati* (OT)	24-21	17,033	
Oct. 23	at Wake Forest	3-47	20,578	
Oct. 30	at Louisville*	14-23	34,786	
Nov. 6	#17 EAST CAROLINA*	36-17	18,062	
Nov. 13	LOUISIANA TECH	20-41	18,672	
Nov. 20	at Tulane*	23-20 (OT)	18,592	
*Conference USA Game				
2000				
Overall Record: 7-4 (3-4 C-USA) Head Coach: Watson Brown				
Date	Opponent	Score	Att.	
Sept. 7	CHATTANOOGA	20-15	18,000	
Sept. 16	at Kansas*	20-23	51,907	
Sept. 23	at LSU	13-10	85,339	
Sept. 30	LOUISIANA-LAFAYETTE	47-2	22,000	
Oct. 7	LOUISVILLE*	17-38	18,000	
Oct. 14	MEMPHIS*	13-9	15,000	
Oct. 21	MIDDLE TENNESSEE	14-9	13,000	
Oct. 28	at East Carolina*	16-13	28,537	
Nov. 4	at Cincinnati*	21-33	19,581	
Nov. 11	SOUTHERN MISS*	30-33 (OT)	25,000	
Nov. 18	at Army	27-7	35,267	
*Conference USA Game				
2001				
Overall Record: 6-5 (5-2 C-USA) Head Coach: Watson Brown				
Date	Opponent	Score	Att.	
Aug. 30	MONTANA STATE	41-13	20,000	
Sept. 8	at Florida State	7-29	79,388	
Sept. 22	ARMY*	55-3	25,000	
Sept. 29	at Southern Miss*	0-3	29,782	
Oct. 6	at Central Florida	7-24	30,820	
Oct. 13	Cincinnati*	17-31	14,417	
Oct. 20	Tulane*	34-27	16,291	
Oct. 27	at Memphis*	17-14	25,462	
Nov. 10	TCU*	38-17	16,972	
Nov. 17	at Houston*	43-21	11,647	
Dec. 1	at Pittsburgh	6-24	40,855	
*Conference USA Game				
2002				
Overall Record: 5-7 (4-4 C-USA) Head Coach: Watson Brown				
Date	Opponent	Score	Att.	
Aug. 31	at #6 Florida	3-51	85,575	
Sept. 7	TROY STATE	27-26	22,203	
Sept. 14	PITTSBURGH	20-26	15,027	
Sept. 21	at Louisiana-Lafayette	0-34	19,616	
Sept. 28	MEMPHIS*	31-17	14,179	
Oct. 12	HOUSTON*	51-34	13,897	
Oct. 19	at Tulane*	14-35	19,343	
Oct. 26	at Army*	29-26	35,804	
Nov. 9	SOUTHERN MISS*	13-20	19,698	
Nov. 16	EAST CAROLINA*	36-29	13,678	
Nov. 23	at Louisville*	21-41	35,261	
Nov. 30	at Cincinnati*	23-31	9,606	
*Conference USA Game				
2003				
Overall Record: 5-7 (4-4 C-USA) Head Coach: Watson Brown				
Date	Opponent	Score	Att.	
Aug. 30	at Baylor	24-19	28,732	
Sept. 4	SOUTHERN MISS*	12-17	44,669	
Sept. 13	TROY STATE	9-20	18,216	
Sept. 20	at South Carolina	10-42	80,523	
Oct. 4	at Memphis*	24-10	37,354	
Oct. 11	CINCINNATI*	31-14	17,072	
Oct. 18	at TCU*	24-27	28,927	
Oct. 25	at #4 Georgia	13-16	92,058	
Nov. 1	ARMY*	24-9	22,020	
Nov. 8	TULANE*	24-38	14,213	
Nov. 22	at USF*	22-19	30,216	
Nov. 29	at Houston*	28-56	15,120	
*Conference USA Game				
2004				
Overall Record: 7-5 (5-3 C-USA) Head Coach: Watson Brown				
Date	Opponent	Score	Att.	
Sept. 4	BAYLOR	56-14	21,080	
Sept. 18	at #4 Florida State	7-34	81, 825	
Sept. 25	MEMPHIS*	35-28	27,192	
Oct. 2	at Cincinnati*	30-27	21,053	
Oct. 9	at Mississippi State	27-13	32,310	
Oct. 15	TCU*	41-25	33,280	
Oct. 23	at Tulane*	55-59	22,541	
Nov. 3	USF*	20-45	9,220	
Nov. 13	HOUSTON*	20-7	13,240	
Nov. 20	at Army*	20-14	27,706	
Nov. 27	at Southern Miss*	21-26	25,604	
Dec.24	at Hawai'i&	40-59	39,754	
*Conference USA Game & Sheraton Hawai'i Bowl				
2005				
Overall Record: 5-6 (3-5 C-USA) Head Coach: Watson Brown				
Date	Opponent	Score	Att.	
Sept. 3	at #3 Tennessee	10-17	107,529	
Sept. 10	at Troy	27-7	22,299	
Sept. 17	JACKSONVILLE STATE	35-28	23,109	
Oct. 1	RICE*	45-26	10,580	
Oct. 8	SMU*	27-28	23,255	
Oct. 15	at Marshall*	19-20	27,182	
Oct. 21	SOUTHERN MISS*	28-37	31,363	
Nov. 1	at Memphis*	37-20	47,669	
Nov. 12	UCF*	21-27	12,199	
Nov. 19	at #24 UTEP*	35-23	47,967	
Nov. 26	at East Carolina*	23-31	26,990	
*Conference USA Game				

UAB

2013 FOOTBALL

Year-by-Year Results

2006				
Overall Record: 3-9-0 (2-6 C-USA) Head Coach: Watson Brown				
Date	Opponent	Score	Att.	
Sept. 2	at #5 Oklahoma	17-24	84,555	
Sept. 9	EAST CAROLINA*	17-12	23,116	
Sept. 16	at #9 Georgia	0-34	92,746	
Sept. 23	MISSISSIPPI STATE	10-16	36,104	
Sept. 30	TROY	21-3	32,818	
Oct. 7	MEMPHIS*	35-29	20,644	
Oct. 14	at Rice*	33-34	10,153	
Oct. 21	MARSHALL*	24-31	12,344	
Oct. 31	at SMU*	9-22	13,125	
Nov. 10	UTEP*	17-36	13,809	
Nov. 18	at Southern Miss*	20-25	27,749	
Nov. 25	at UCF*	22-31	23,755	
*Conference USA Game				
2007				
Overall Record: 2-10 (1-7 C-USA) Head Coach: Neil Callaway				
Date	Opponent	Score	Att.	
Sept. 1	at Michigan State	18-55	67,796	
Sept. 8	at Florida State	24-34	78,673	
Sept. 15	ALCORN STATE	22-0	21,828	
Sept. 29	at Tulsa*	30-38	22,710	
Oct. 6	at Mississippi State	13-30	45,259	
Oct. 13	TULANE*	26-21	24,144	
Oct. 20	HOUSTON*	10-49	11,588	
Oct. 27	at East Carolina*	6-41	41,125	
Nov. 3	SOUTHERN MISS*	7-37	13,348	
Nov. 10	UCF*	31-45	12,621	
Nov. 17	at Memphis*	9-25	31,138	
Nov. 24	at Marshall*	39-46	26,762	
*Conference USA Game				
2008				
Overall Record: 4-8 (3-5 C-USA) Head Coach: Neil Callaway				
Date	Opponent	Score	Att.	
Aug. 30	TULSA*	22-45	19,672	
Sept. 6	at Florida Atlantic	34-49	15,143	
Sept. 13	at Tennessee	3-35	98,205	
Sept. 20	ALABAMA STATE	45-10	26,414	
Sept. 27	at South Carolina	13-26	78,286	
Oct. 2	MEMPHIS*	30-33	19,901	
Oct. 8	at Houston*	20-45	18,526	
Oct. 18	MARSHALL*	23-21	17,868	
Nov. 1	at Southern Miss*	14-70	29,281	
Nov. 15	at Tulane*	41-24	18,614	
Nov. 22	EAST CAROLINA*	13-17	11,453	
Nov. 29	at UCF*	15-0	23,644	
*Conference USA Game				
2009				
Overall Record: 5-7 (4-4 C-USA) Head Coach: Neil Callaway				
Date	Opponent	Score	Att.	
Sept. 5	RICE*	44-24	14,316	
Sept. 12	SMU*	33-35	18,082	
Sept. 19	at Troy	14-27	21,182	
Sept. 26	at Texas A&M	19-56	74,656	
Oct. 1	SOUTHERN MISS*	30-17	26,871	
Oct. 17	at Ole Miss	13-48	47,612	
Oct. 24	at Marshall*	7-27	18,878	
Oct. 31	at UTEP*	38-33	23,063	
Nov. 7	FLORIDA ATLANTIC	56-29	17,283	
Nov. 14	at Memphis*	31-21	18,031	
Nov. 21	at East Carolina*	21-37	43,056	
Nov. 28	UCF*	27-34	13,381	
*Conference USA Game				
2010				
Overall Record: 4-8 (3-5 C-USA) Head Coach: Neil Callaway				
DATE	OPPONENT	SCORE	Att.	
Sept. 2	FLORIDA ATLANTIC	31-32	25,885	
Sept. 11	at SMU*	7-28	16,612	
Sept. 18	TROY	34-33	23,681	
Sept. 25	at Tennessee	29-32 (2 OT)	95,183	
Oct. 6	at UCF*	7-42	40,281	
Oct. 16	UTEP*	21-6	11,756	
Oct. 23	at Mississippi State	24-29	56,423	
Oct. 30	at Southern Miss*	50-49 (OT)	26,415	
Nov. 6	MARSHALL*	17-31	17,860	
Nov. 11	EAST CAROLINA*	42-54	14,803	
Nov. 20	MEMPHIS*	31-15	16,177	
Nov. 27	at Rice*	23-28	13,007	
* Conference USA Game				
2011				
Overall Record: 3-9 (3-5 C-USA) Head Coach: Neil Callaway				
Date	Opponent	Score	Att.	
Sept. 10	at Florida	0-39	87,473	
Sept. 17	TULANE*	10-49	17,658	
Sept. 24	at East Carolina*	23-28	50,023	
Oct. 1	at Troy	23-24	18,044	
Oct. 8	MISSISSIPPI STATE	3-21	28,351	
Oct. 15	at Tulsa*	20-37	21,494	
Oct. 20	UCF*	26-24	8,872	
Oct. 29	at Marshall*	14-59	20,735	
Nov. 5	#14 HOUSTON*	13-56	13,909	
Nov. 12	at Memphis*	41-35	17,848	
Nov. 17	#20 SOUTHERN MISS*	34-31	14,103	
Nov. 26	at Florida Atlantic	35-38	12,044	
*Conference USA Game				
2012				
Overall Record: 3-9 (2-6 C-USA) Head Coach: Garrick McGee				
Date	Opponent	Score	Att.	
Sept. 1	TROY	29-39	28,612	
Sept. 15	at #8 South Carolina	6-49	77,963	
Sept. 22	at #16 Ohio State	15-29	105,019	
Sept. 29	TULSA*	42-49	13,196	
Oct. 6	SOUTHEASTERN LOUISIANA	52-3	16,212	
Oct. 13	at Houston*	17-39	25,242	
Oct. 20	EAST CAROLINA*	35-42	12,403	
Oct. 27	at Tulane*	45-55	12,531	
Nov. 3	at Southern Miss*	27-19	22,874	
Nov. 10	MARSHALL*	38-31	11,981	
Nov. 17	MEMPHIS*	9-46	9,219	
Nov. 26	at UCF*	24-49	28,602	
*Conference USA Game				

UAB

2013 FOOTBALL

Results By Opponents

ALCORN STATE (1-0)

Sept. 15, 2007 LEGION FIELD.W, 22-0

ALABAMA STATE (1-2)

Sept. 20, 2008 LEGION FIELD.W, 45-10

Sept. 2, 1995 LEGION FIELD.L, 3-13

Sept. 3, 1994 at Montgomery, Ala.L, 24-27

ARIZONA (0-1)

Sept. 13, 1997 at Tucson, Ariz.L, 10-24

ARKANSAS STATE (2-0)

Nov. 22, 1997 at Jonesboro, Ark.W, 13-7

Sept. 14, 1996 LEGION FIELD.W, 42-17

ARMY (5-0)

Nov. 20, 2004 at West Point, N.Y.W, 20-14

Nov. 1, 2003 LEGION FIELD.W, 24-9

Oct. 26, 2002 at West Point, N.Y.W, 29-26

Sept. 22, 2001 LEGION FIELD.W, 55-3

Nov. 18, 2000 at West Point, N.Y.W, 27-7

AUBURN (0-1)

Aug. 31, 1996 at Auburn, Ala.L, 0-29

BAYLOR (2-0)

Sept. 4, 2004 LEGION FIELD.W, 56-14

Aug. 30, 2003 at Waco, TexasW, 24-19

BUTLER (2-0)

Nov. 5, 1994 LEGION FIELD.W, 19-14

Nov. 6, 1993 at Indianapolis, Ind.W, 31-27

CHARLESTON SOUTHERN (6-0)

Nov. 21, 1996 LEGION FIELD.W, 49-13

Nov. 4, 1995 LEGION FIELD.W, 40-14

Oct. 22, 1994 LEGION FIELD.W, 54-14

Oct. 23, 1993 at Charleston, S.C.W, 48-20

Oct. 17, 1992 LEGION FIELD.W, 39-7

Oct. 19, 1991 at Charleston, S.C.W, 33-19

CHATTANOOGA (1-0)

Sept. 7, 2000 LEGION FIELD.W, 20-15

CINCINNATI (3-5)

Oct. 2, 2004 at Cincinnati, OhioW, 30-27

Oct. 11, 2003 LEGION FIELD.W, 31-14

Nov. 30, 2002 at Cincinnati, OhioL, 23-31

Oct. 13, 2001 LEGION FIELD.L, 17-31

Nov. 4, 2000 at Cincinnati, OhioL, 21-33

Oct. 16, 1999 at Cincinnati, Ohio.W, 24-21 (OT)

Oct. 11, 1997 at Cincinnati, OhioL, 29-33

Nov. 16, 1996 LEGION FIELD.L, 14-34

CLINCH VALLEY (2-0)

Nov. 14, 1992 at Wise, Va.W, 41-30

Nov. 16, 1991 LEGION FIELD.W, 25-6

DAYTON (2-0)

Sept. 10, 1994 at Dayton, Ohio.W, 28-10

Nov. 13, 1993 LEGION FIELD.W, 27-19

EAST CAROLINA (4-8)

Oct. 20, 2012 LEGION FIELD.L, 35-42

Sept. 24, 2011 at Greenville, N.C.L, 23-28

Nov. 11, 2010 LEGION FIELD.L, 42-54

Nov. 21, 2009 at Greenville, N.C.L, 21-37

Nov. 22, 2008 LEGION FIELD.L, 13-17

Oct. 27, 2007 at Greenville, N.C.L, 6-41

Sept. 2, 2006 LEGION FIELD.W, 17-12

Nov. 26, 2005 at Greenville, N.C.L, 23-31

Nov. 16, 2002 LEGION FIELD.W, 36-29

Oct. 28, 2000 at Greenville, N.C.W, 16-13

Nov. 6, 1999 LEGION FIELD.W, 36-17

Oct. 10, 1998 at Greenville, N.C.L, 7-26

EVANGEL (Mo.) (0-1)

Sept. 14, 1991 LEGION FIELD.L, 10-28

FERRUM (Va.) (0-2)

Oct. 24, 1992 at Ferrum, Va.L, 17-31

Oct. 26, 1991 LEGION FIELD.L, 7-35

FLORIDA (0-2)

Sept. 10, 2011 at Gainesville, Fla.L, 0-39

Aug. 31, 2002 at Gainesville, Fla.L, 3-51

FLORIDA ATLANTIC (1-3)

Nov. 26, 2011 at Boca Raton, Fla.L, 35-38

Sept. 2, 2010 LEGION FIELD.L, 31-32

Nov. 7, 2009 LEGION FIELD.W, 56-29

Sept. 6, 2008 at Boca Raton, Fla.L, 34-49

FLORIDA STATE (0-3)

Sept. 8, 2007 at Tallahassee, Fla.L, 24-34

Sept. 18, 2004 at Tallahassee, Fla.L, 7-34

Sept. 8, 2001 at Tallahassee, Fla.L, 7-29

GALLAUDET (1-0)

Sept. 12, 1992 LAWSON FIELDW, 44-6

GEORGIA (0-2)

Sept. 16, 2006 at Athens, Ga.L, 0-34

Oct. 25, 2003 at Athens, Ga.L, 13-16

HAMPDEN-SYDNEY (0-0-1)

Sept. 28, 1991 at Hampden-SydneyT, 35-35

HASTINGS (1-0)

Nov. 9, 1991 LEGION FIELD.W, 9-7

HAWAII' (0-1)

Dec. 24, 2004 at Honolulu, Hawai'i.L, 40-59

HOUSTON (4-5)

Oct. 13, 2012 at Houston, TexasL, 17-39

Nov. 5, 2011 LEGION FIELD.L, 13-56

Oct. 8, 2008 at Houston, TexasL, 20-45

Oct. 20, 2007 LEGION FIELD.L, 10-49

Nov. 13, 2004 LEGION FIELD.W, 20-7

Nov. 29, 2003 at Houston, TexasL, 28-56

Oct. 12, 2002 LEGION FIELD.W, 51-34

Nov. 17, 2001 at Houston, TexasW, 43-21

Sept. 25, 1999 LEGION FIELD.W, 29-10

JACKSONVILLE STATE (3-2)

Sept. 17, 2005 LEGION FIELD.W, 35-28

Sept. 20, 1997 LEGION FIELD.W, 34-16

Sept. 21, 1996 LEGION FIELD.W, 24-17

Sept. 16, 1995 LEGION FIELD.L, 26-28

Sept. 17, 1994 LEGION FIELD.L, 12-28

KANSAS (0-4)

Sept. 16, 2000 at Lawrence, Kan.L, 20-23

Sept. 26, 1998 LEGION FIELD (4OTs)L, 37-39

Aug. 28, 1997 at Lawrence, Kan.L, 0-24

Sept. 24, 1994 at Lawrence, Kan.L, 0-72

KNOXVILLE (1-0)

Nov. 11, 1995 LEGION FIELD.W, 61-8

LAMBUTH (1-0)

Oct. 9, 1993 LEGION FIELD.W, 40-14

LANE (1-0)

Sept. 19, 1992 LEGION FIELD.W, 26-6

LINDENWOOD (1-0-1)

Nov. 7, 1992 at St. Charles, Ill.W, 41-30

Oct. 12, 1991 LEGION FIELD.T, 17-17

LOUISIANA-LAFAYETTE (4-2)

Sept. 21, 2002 at Lafayette, La.L, 0-34

Sept. 30, 2000 LEGION FIELD.W, 47-2

Oct. 3, 1998 LEGION FIELD.W, 24-13

Sept. 27, 1997 at Lafayette, La.W, 42-7

Oct. 19, 1996 LEGION FIELD.W, 39-29

Sept. 9, 1995 at Lafayette, La.L, 21-56

LOUISIANA-MONROE (1-1)

Oct. 2, 1999 LEGION FIELD.W, 47-0

Oct. 31, 1998 at Monroe, La.L, 14-20

LSU (1-0)

Sept. 23, 2000 at Baton Rouge, La.W, 13-10

UAB

2013 FOOTBALL

Results By Opponents

LOUISIANA TECH (0-4)

Nov. 13, 1999 LEGION FIELD.L, 20-41
Oct. 17, 1998 at Ruston, La.L, 23-54
Nov. 8, 1997 LEGION FIELD.L, 29-32
Oct. 26, 1996 at Ruston, La.L, 31-35

LOUISVILLE (0-3)

Nov. 23, 2002 at Louisville, Ky.L, 21-41
Oct. 7, 2000 LEGION FIELD.L, 17-38
Oct. 30, 1999 at Louisville, Ky.L, 14-23

MARSHALL (2-6)

Nov. 10, 2012 LEGION FIELD.W, 38-31
Oct. 29, 2011 at Huntington, W.Va.L, 14-59
Nov. 6, 2010 LEGION FIELD.L, 17-31
Oct. 24, 2009 at Huntington, W.Va.L, 7-27
Oct. 18, 2008 LEGION FIELD.W, 23-21
Nov. 24, 2007 at Huntington, W.Va.L, 39-46
Oct. 21, 2006 LEGION FIELD.L, 24-31
Oct. 15, 2005 at Huntington, W.Va.L, 19-20

MARYLAND (0-1)

Sept. 7, 1996 at College Park, Md.L, 15-39

MEMPHIS (10-5)

Nov. 17, 2012 LEGION FIELD.L, 9-46
Nov. 12, 2011 at Memphis, Tenn.W, 41-35
Nov. 20, 2010 LEGION FIELD.W, 31-15
Nov. 14, 2009 at Memphis, Tenn.W, 31-21
Oct. 2, 2008 LEGION FIELD.L, 30-33
Nov. 17, 2007 at Memphis, Tenn.L, 9-25
Oct. 7, 2006 LEGION FIELD.W, 35-29
Nov. 1, 2005 at Memphis, Tenn.W, 37-20
Sept. 25, 2004 LEGION FIELD.W, 35-28
Oct. 4, 2003 at Memphis, Tenn.W, 24-10
Sept. 28, 2002 LEGION FIELD.W, 31-17
Oct. 27, 2001 at Memphis, Tenn.W, 17-14
Oct. 14, 2000 LEGION FIELD.W, 13-9
Oct. 9, 1999 LEGION FIELD.L, 14-38
Sept. 6, 1997 at Memphis, Tenn.L, 7-28

MIDDLE TENNESSEE STATE (2-1)

Oct. 21, 2000 LEGION FIELD.W, 14-9
Nov. 14, 1998 LEGION FIELD.W, 26-17
Sept. 30, 1995 at MurfreesboroL, 13-28

MILES (3-0)

Nov. 18, 1995 LEGION FIELD.W, 37-8
Oct. 2, 1993 LEGION FIELD.W, 31-6
Oct. 3, 1992 LEGION FIELD.W, 30-6

MILLSAPS (1-1)

Sept. 5, 1992 LEGION FIELD.W, 17-0
Sept. 7, 1991 at Jackson, Miss.L, 0-28

MISSISSIPPI STATE (1-4)

Oct. 8, 2011 LEGION FIELD.L, 3-21
Oct. 23, 2010 at Starkville, Miss.L, 24-29
Oct. 6, 2007 at Starkville, Miss.L, 13-30
Sept. 23, 2006 LEGION FIELD.L, 10-16 (OT)
Oct. 9, 2004 at Starkville, Miss.W, 27-13

MISSISSIPPI VALLEY STATE (2-0)

Oct. 15, 1994 LEGION FIELD.W, 24-14
Oct. 16, 1993 at Itta Bena, Miss.W, 30-13

MISSOURI (0-1)

Sept. 4, 1999 at Columbia, Mo.L, 28-31

MONTANA STATE (1-0)

Aug. 30, 2001 LEGION FIELD.W, 41-13

MOREHEAD STATE (2-0)

Oct. 29, 1994 at Morehead, Ky.W, 36-15
Sept. 11, 1993 LEGION FIELD.W, 52-14

NEBRASKA (0-1)

Sept. 5, 1998 at Lincoln, Neb.L, 7-38

NORTH TEXAS (1-0)

Oct. 14, 1995 at Denton, TexasW, 19-14

OHIO STATE (0-1)

Sept. 22, 2012 at Columbus, OhioL, 15-29

OKLAHOMA (0-1)

Sept. 2, 2006 at Norman, Okla.L, 17-24

OLE MISS (0-1)

Oct. 17, 2009 at Oxford, Miss.L, 13-48

PITTSBURGH (0-2)

Sept. 14, 2002 LEGION FIELD.L, 20-26
Dec. 2, 2001 at Pittsburgh, Pa.L, 6-24

PRAIRIE VIEW A&M (2-0)

Nov. 19, 1994 at Prairie View, TexasW, 48-6
Nov. 20, 1993 LEGION FIELD.W, 58-12

RICE (2-2)

Nov. 27, 2010 at Houston, TexasL, 23-28
Sept. 5, 2009 LEGION FIELD.W, 44-24
Oct. 14, 2006 at Houston, TexasL, 33-34
Oct. 1, 2005 LEGION FIELD.W, 45-26

SMU (0-4)

Sept. 11, 2011 at Dallas, TexasL, 7-28
Sept. 12, 2009 LEGION FIELD.L, 33-35
Oct. 31, 2006 at Dallas, TexasL, 9-22
Oct. 8, 2005 LEGION FIELD.L, 27-28

SAMFORD (0-1)

Oct. 31, 1992 at Birmingham, Ala.L, 3-49

SOUTH CAROLINA (0-3)

Sept. 15, 2012 at Columbia, S.C.L, 6-49
Sept. 27, 2008 at Columbia, S.C.L, 13-26
Sept. 20, 2003 at Columbia, S.C.L, 10-42

SOUTHEASTERN LOUISIANA (1-0)

Oct. 6, 20 LEGION FIELD.W, 52-3

SOUTH FLORIDA (1-1)

Nov. 3, 2004 LEGION FIELD.L, 20-45
Nov. 20, 2003 at Tampa, Fla.W, 22-19

SOUTHERN MISS (4-9)

Nov. 3, 2012 at Hattiesburg, Miss.W, 27-19
Nov. 17, 2011 LEGION FIELD.W, 34-31
Oct. 30, 2010 at Hattiesburg, Miss. (OT) W, 50-49
Oct. 1, 2009 LEGION FIELD.W, 30-17
Nov. 1, 2008 at Hattiesburg, Miss.L, 14-70
Nov. 3, 2007 LEGION FIELD.L, 7-37
Nov. 18, 2006 at Hattiesburg, Miss.L, 20-25
Oct. 21, 2005 LEGION FIELD.L, 28-37
Nov. 27, 2004 at Hattiesburg, Miss.L, 21-26
Sept. 4, 2003 LEGION FIELD.L, 12-17
Nov. 9, 2002 LEGION FIELD.L, 13-20
Sept. 29, 2001 at Hattiesburg, Miss.L, 0-3
Nov. 11, 2000 LEGION FIELD (OT).L, 30-33

TCU (2-1)

Oct. 15, 2004 LEGION FIELD.W, 41-25
Oct. 18, 2003 at Fort Worth, TexasL, 24-27
Nov. 10, 2001 LEGION FIELD.W, 38-17

TENNESSEE (0-4)

Sept. 25, 2010 at Knoxville, Tenn. (2OT).L 29-32
Sept. 13, 2008 at Knoxville, Tenn.L, 3-35
Sept. 3, 2005 at Knoxville, Tenn.L, 10-17
Nov. 7, 1998 at Knoxville, Tenn.L, 13-37

TENNESSEE-MARTIN (1-0)

Nov. 21, 1998 HOOVER MET.W, 48-17

TENNESSEE TECH (2-0)

Sept. 19, 1998 LEGION FIELD.W, 38-6
Nov. 15, 1997 LEGION FIELD.W, 38-14

TENNESSEE WESLEYAN (0-1)

Sept. 26, 1992 at Athens, Tenn.L, 12-16

TEXAS A&M (0-1)

Sept. 26, 2009 at College Station, TexasL, 19-56

TROY (4-6)

Sept. 1, 2012 LEGION FIELD.L, 29-39

UAB

2013 FOOTBALL

Results By Opponents

All-Time Series Records

Alabama State	1-2	Middle Tennessee	2-1
Alcorn State	1-0	Miles	3-0
Arizona	0-1	Millsaps	1-1
Arkansas State	2-0	Mississippi State	1-4
Army	5-0	Mississippi Valley State	2-0
Auburn	0-1	Missouri	0-1
Baylor	2-0	Montana State	1-0
Butler	2-0	Morehead State	2-0
Charleston Southern	6-0	Nebraska	0-1
Chattanooga	1-0	North Texas	1-0
Cincinnati	3-5	Ohio State	0-1
Clinch Valley	2-0	Oklahoma	0-1
Dayton	2-0	Ole Miss	0-1
East Carolina	4-8	Pittsburgh	0-2
Evangel	0-1	Prairie View A&M	2-0
Ferrum	0-2	Rice	2-2
Florida	0-2	Samford	0-1
Florida Atlantic	1-3	SMU	0-4
Florida State	0-3	South Carolina	0-3
Gallaudet	1-0	Southeastern Louisiana	1-0
Georgia	0-2	South Florida	1-1
Hampden-Sydney	0-0-1	Southern Miss	4-9
Hastings	1-0	TCU	2-1
Hawaii	0-1	Tennessee	0-4
Houston	4-5	Tennessee-Martin	1-0
Jacksonville State	3-2	Tennessee Tech	2-0
Kansas	0-4	Tennessee Wesleyan	0-1
Knoxville	1-0	Texas A&M	0-1
Lambuth	1-0	Troy	4-6
Lane	1-0	Tulane	4-5
Lindenwood	1-0-1	Tulsa	0-4
Louisiana-Lafayette	4-2	UCF	2-8
Louisiana-Monroe	1-1	UTEP	3-1
LSU	1-0	Vanderbilt	0-1
Louisiana Tech	0-4	Virginia Tech	0-3
Louisville	0-3	Wake Forest	0-1
Marshall	2-6	Washington & Lee	1-0
Maryland	0-1	Western Kentucky	2-3
Memphis	10-5	Wofford	3-0
Michigan State	0-1		

Oct. 1, 2011 at Troy, Ala.L, 23-24
 Sept. 18, 2010 LEGION FIELD.W, 34-33
 Sept. 19, 2009 at Troy, Ala.L, 14-27
 Sept. 30, 2006 LEGION FIELD.W, 21-3
 Sept. 10, 2005 at Troy, Ala.W, 27-7
 Sept. 13, 2003 LEGION FIELD.L, 9-20
 Sept. 7, 2002 LEGION FIELD.W, 27-26

Oct. 28, 1995 at Troy, Ala.L, 7-60
 Sept. 6, 1993 LEGION FIELD.L, 3-37

TULANE (4-5)

Oct. 27, 2012 at New Orleans, La.L, 45-55
 Sept. 17, 2011 LEGION FIELD.L, 10-49
 Nov. 15, 2008 at New Orleans, La.W, 41-24

Oct. 13, 2007 LEGION FIELD.W, 26-21
 Oct. 23, 2004 at New Orleans, La.L, 55-59
 Nov. 8, 2003 LEGION FIELD.L, 24-38
 Oct. 19, 2002 at New Orleans, La.L, 14-35
 Oct. 20, 2001 LEGION FIELD.W, 34-27
 Nov. 20, 1999 at New Orleans, La. (OT) W, 23-20

TULSA (0-4)

Sept. 29, 2012 LEGION FIELD.L, 42-49
 Oct. 15, 2011 at Tulsa, Okla.L, 20-37
 Aug. 30, 2008 LEGION FIELD.L, 22-45
 Sept. 29, 2007 at Tulsa, Okla.L, 30-38

UCF (2-8)

Nov. 24, 2012 at Orlando, Fla.L, 24-49
 Oct. 20, 2011 LEGION FIELD.W, 26-24
 Oct. 6, 2010 at Orlando, Fla.L, 7-42
 Nov. 28, 2009 LEGION FIELD.L, 27-34
 Nov. 29, 2008 at Orlando, Fla.W, 15-0
 Nov. 10, 2007 LEGION FIELD.L, 31-45
 Nov. 25, 2006 at Orlando, Fla.L, 22-31
 Nov. 12, 2005 LEGION FIELD.L, 21-27
 Nov. 9, 1996 LEGION FIELD.L, 13-35
 Oct. 6, 2001 at Orlando, Fla.L, 7-24

UTEP (3-1)

Oct. 16, 2010 LEGION FIELD.W, 21-6
 Oct. 31, 2009 at El Paso, TexasW, 38-33
 Nov. 10, 2006 LEGION FIELD.L, 17-36
 Nov. 19, 2005 at El Paso, TexasW, 35-23

VANDERBILT (0-1)

Nov. 2, 1996 at Nashville, Tenn.L, 15-31

VIRGINIA TECH (0-3)

Sept. 11, 1999 at Blacksburg, Va.L, 10-31
 Oct. 24, 1998 LEGION FIELD.L, 0-41
 Nov. 1, 1997 at Blacksburg, Va.L, 0-37

WAKE FOREST (0-1)

Oct. 23, 1999 at Winston-Salem, N.C.L, 3-47

WASHINGTON & LEE (1-0)

Sept. 21, 1991 at Lexington, Va.W, 35-21

WESTERN KENTUCKY (2-3)

Oct. 4, 1997 LEGION FIELD.W, 20-16
 Oct. 5, 1996 LEGION FIELD.W, 24-0
 Sept. 23, 1995 at Bowling Green, Ky.L, 18-32
 Oct. 1, 1994 LEGION FIELD.L, 22-31
 Sept. 25, 1993 at Bowling Green, Ky.L, 13-40

WOFFORD (3-0)

Oct. 7, 1995 LEGION FIELD.W, 28-0
 Oct. 8, 1994 LEGION FIELD.W, 34-27
 Oct. 30, 1993 at Spartanburg, S.C.W, 23-11

UAB

2013 FOOTBALL

UAB Records

Rushing Yardage

Career 1,000-Yard Rushers

2,817.....	Pat Green, 1991-94 (630 att.)
2,774.....	Joe Webb, 2006-09 (516 att.)
2,277.....	Dan Burks, 2002-06 (486 att.)
1,979.....	Jegil Dugger, 1998-01 (453 att.)
1,925.....	Corey White, 2003-06 (409 att.)
1,463.....	Lucious Foster, 1996-98 (285 att.)
1,409.....	Darrin Reaves, 2011-12 (294 att.)
1,263.....	Carl Sanders, 1996-97 (197 att.)
1,094.....	Rashaud Slaughter, 2006-09 (258 att.)

Career Yardage

2,817.....	Pat Green, 1991-94 (630 att.)
2,774.....	Joe Webb, 2006-09 (516 att.)
2,277.....	Dan Burks, 2002-06 (486 att.)
1,979.....	Jegil Dugger, 1998-01 (453 att.)
1,925.....	Corey White, 2003-06 (409 att.)
1,463.....	Lucious Foster, 1996-98 (285 att.)
1,409.....	Darrin Reaves, 2011-12 (294 att.)
1,263.....	Carl Sanders, 1996-97 (197 att.)
1,094.....	Rashaud Slaughter, 2006-09 (258 att.)
1,070.....	Pat Shed, 2010-11 (217 att.)
951.....	Percy Coleman, 1997-00 (167 att.)
895.....	Robert Davis, 1994, '96 (173 att.)
839.....	Terry Collier, 1995 (143 att.)

Single-Season Yardage

1,427.....	Joe Webb, 2009 (227 att.)
1,154.....	Carl Sanders, 1996 (168 att.)
1,037.....	Darrin Reaves, (215 att.)
1,021.....	Joe Webb, 2008 (198 att.)
880.....	Dan Burks, 2004 (164 att.)
852.....	Jegil Dugger, 2000 (177 att.)
847.....	Pat Shed, 2010 (157 att.)
839.....	Jegil Dugger, 2001 (218 att.)
839.....	Terry Collier, 1995 (143 att.)
833.....	Pat Green, 1991 (196 att.)
792.....	Pat Green, 1993 (198 att.)
737.....	Lucious Foster, 1997 (149 att.)
689.....	Percy Coleman, 1999 (122 att.)
684.....	David Isabelle, 2010 (105 att.)
661.....	Pat Green, 1992 (135 att.)
632.....	Corey White, 2005 (130 att.)

Single-Game Yardage

240.....	Carl Sanders vs. Charleston Southern, 1996 (20 att.)
223.....	Darrin Reaves at Southern Miss, 2012 (35 att.)
214.....	David Isabelle vs. Florida Atlantic, 2010 (22 att.)
211.....	Pat Green at Clinch Valley, 1992 (33 att.)
.....	Lucious Foster vs. UT Martin, 1998 (18 att.)
200.....	Corey White at Memphis, 2005 (28 att.)
194.....	Joe Webb vs. Rice, 2009 (20 att.)
184.....	Darrin Reaves vs. Marshall, 2012 (32 att.)
177.....	Thomas Cox vs. Tulane, 2001 (26 att.)

176.....	Pat Shed at Southern Miss, 2010 (29 att.)
.....	Pat Green vs. Charleston Southern, 1992 (24 att.)
175.....	Lucious Foster vs. Jacksonville State, 1997 (31 att.)
.....	Carl Sanders vs. Southwestern Louisiana, 1996 (17 att.)
166.....	Darrin Reaves at Tulane, 2012 (21 att.)
.....	Percy Coleman at Louisville, 1999 (19 att.)
163.....	Joe Webb at UTEP, 2009 (20 att.)
160.....	Robert Davis vs. Charleston Southern, 1996 (18 att.)
154.....	Daniel Dixon at Southwestern Louisiana, 1997 (14 att.)
.....	Lucious Foster vs. Western Kentucky, 1997 (25 att.)
153.....	Jegil Dugger vs. Louisiana-Lafayette, 2000 (21 att.)
152.....	Pat Green at Hampden-Sydney, 1991 (29 att.)
150.....	Carl Sanders vs. Arkansas State, 1996 (20 att.)

Rushing Attempts

Career Attempts

630.....	Pat Green, 1991-94 (2,817 yards)
516.....	Joe Webb, 2006-09 (2,774 yards)
486.....	Dan Burks, 2002-06 (2,277 yards)
453.....	Jegil Dugger, 1998-01 (1,979 yards)
409.....	Corey White, 2003-06 (1,925 yards)
294.....	Darrin Reaves, 2011-12 (1,409 yards)
293.....	Daniel Dixon, 1997-00 (308 yards)
285.....	Lucious Foster, 1996-98 (1,463 yards)
258.....	Rashaud Slaughter, 2006-09 (1,094 yards)
221.....	Percy Coleman, 1997-00 (1,243 yards)
217.....	Pat Shed, 2010-11 (1,070 yards)
197.....	Carl Sanders, 1996-97 (1,157 yards)
188.....	Trey Chaney, 2003-06 (683 yards)
183.....	Thomas Cox, 1999-02 (663 yards)

Single-Season Attempts

227.....	Joe Webb, 2009 (1,427 yards)
218.....	Jegil Dugger, 2001 (839 yards)
215.....	Darrin Reaves, 2012 (1,037 yards)
198.....	Joe Webb, 2009 (1,021 yards)
198.....	Pat Green, 1993 (792 yards)
196.....	Pat Green, 1991 (833 yards)
177.....	Jegil Dugger, 2000 (852 yards)
168.....	Carl Sanders, 1996 (1,154 yards)
164.....	Dan Burks, 2004 (880 yards)
157.....	Pat Shed, 2010 (847 yards)
149.....	Lucious Foster, 1997 (737 yards)

Single-Game Attempts

35.....	Darrin Reaves at Southern Miss, 2012 (223 yards)
33.....	Pat Green at Clinch Valley, 1992 (211 yards)
32.....	Darrin Reaves vs. Marshall, 2012 (184 yards)
31.....	Lucious Foster vs. Jacksonville State, 1997 (175 yards)
.....	Pat Green at Mississippi Valley State, 1993 (56 yards)
.....	Pat Green at Hampden-Sydney, 1991 (152 yards)
29.....	Pat Shed at Southern Miss, 2010 (176 yards)
.....	Trey Chaney at Memphis, 2003 (81 yards)
.....	Trey Chaney vs. Cincinnati, 2003 (112 yards)
28.....	Corey White vs. Memphis, 2006 (129 yards)

UAB

2013 FOOTBALL

UAB Records

..... Corey White at Memphis, 2005 (200 yards)
 Jegil Dugger vs. Tulane, 2001 (109 yards)
 Pat Green vs. Millsaps, 1992 (111 yards)
 Jegil Dugger vs. Southern Miss, 2000 (101 yards)
 25..... Joe Webb at East Carolina, 2009 (132 yards)
 Joe Webb vs. Houston, 2008 (72 yards)
 Jegil Dugger vs. Middle Tennessee, 2000 (102 yards)
 Thomas Cox vs. Houston, 2001 (133 yards)
 Jegil Dugger vs. Montana State, 2001 (122 yards)
 Jegil Dugger vs. Middle Tennessee, 2000 (102 yards)
 Lucious Foster vs. Western Kentucky, 1997 (154 yards)
 Pat Green at Charleston Southern, 1991 (101 yards)
 Pat Green at Washington & Lee, 1991 (113 yards)

Yards Per Rush

Career (Min. 750 yards)

6.51..... David Isabelle, 2009-10 (684 on 105 att.)
 6.41..... Carl Sanders, 1996-97 (1,263 on 197 att.)
 5.87..... Terry Collier, 1995 (839 on 143 att.)
 5.64..... Percy Coleman, 1997-00 (1,243 on 221 att.)
 4.93..... Pat Shed, 2010-11 (1,070 on 217 att.)
 5.38..... Joe Webb, 2006-09 (2,774 on 516 att.)
 5.17..... Robert Davis, 1994, '96 (895 on 173 att.)
 5.13..... Lucious Foster, 1996-98 (1,463 on 285 att.)
4.74..... Darrin Reaves, 2011-12 (1,409 on 294 att.)
 4.71..... Corey White, 2003-06 (1,925 yards on 409 att.)

Single-Season (Min. 50 att.)

6.87..... Carl Sanders, 1996 (1,154 yards on 168 att.)
 6.29..... Joe Webb, 2009 (1,427 on 227 att.)
 6.11..... Marcus Elliott, 2006 (312 yards on 51 att.)
 5.87..... Terry Collier, 1995 (839 yards on 143 att.)
 5.68..... Lucious Foster, 1998 (568 yards on 100 att.)
 5.65..... Percy Coleman, 1999 (689 yards on 122 att.)
 5.59..... Robert Davis, 1996 (486 yards on 87 att.)
 5.56..... Corey White, 2004 (589 yards on 106 att.)
 5.42..... David Isabelle, 2010 (396 yards on 73 att.)
 5.41..... Chris Daniels, 1995 (449 yards on 83 att.)
 5.39..... Pat Shed, 2010 (847 yards on 157 att.)
 5.37..... Dan Burks, 2004 (880 yards on 164 att.)
 5.26..... Pat Green, 1994 (531 yards on 101 att.)
 5.16..... Joe Webb, 2008 (1,021 yards on 198 att.)

Yards Gained Per Game

Career Yards Gained Per Game

97.2..... Carl Sanders, 1996-97 (1,263 yards in 13 games)
 76.3..... Terry Collier, 1995, (839 yards in 11 games)
 76.1..... Pat Green, 1991-94 (2,817 yards in 37 games)
 75.0..... Joe Webb, 2006-09 (2,774 yards in 37 games)
67.1..... Darrin Reaves, 2011-12 (1,409 yards in 21 games)
 62.9..... Pat Shed, 2010-11 (1,070 yards in 17 games)
 53.0..... Dan Burks, 2002-06 (2,277 yards in 43 games)
 52.3..... Lucious Foster, 1996-98 (1,463 yards in 28 games)

Single-Season Yards Gained Per Game

118.9..... Joe Webb, 2009 (12 games)
 104.9..... Carl Sanders, 1996 (11 games)
 92.6..... Pat Green, 1991 (9 games)
86.4..... Darrin Reaves, 2012 (12 games)
 85.1..... Joe Webb, 2008 (12 games)
 77.5..... Jegil Dugger, 2000 (11 games)
 76.3..... Jegil Dugger, 2001 (11 games)
 76.3..... Terry Collier, 1995 (11 games)
 73.7..... Lucious Foster, 1997 (10 games)
 73.3..... Dan Burks, 2004 (12 games)
 72.0..... Pat Green, 1993 (11 games)
 70.6..... Pat Shed, 2010 (12 games)

Rushing Touchdowns

Career Touchdowns

35..... Pat Green, 1991-94
 25..... Corey White, 2003-06
 24..... Joe Webb, 2006-09
15..... Darrin Reaves, 2011-12
 13..... Daniel Dixon, 1997-00
 Jegil Dugger, 1998-01
 11..... Kendal Gibson, 2001-02
 10..... Dan Burks, 2002-06
 Lucious Foster, 1996-98
 Robert Davis, 1994, 96

Single-Season Touchdowns

13..... Darrin Reaves, 2012
 11..... Joe Webb, 2009
 Joe Webb, 2008
 10..... Pat Green, 1993
 9..... Pat Green, 1991
 8..... Corey White, 2004
 Pat Green, 1994
 Pat Green, 1992
 7..... Corey White, 2005

Single-Game Touchdowns

3..... Darrin Reaves at Tulane, 2012
..... Darrin Reaves vs. Tulsa, 2012
 David Isabelle vs. Florida Atlantic, 2010
 Joe Webb at Tulane, 2008
 Joe Webb vs. Memphis, 2008
 Corey White vs. Memphis, 2006
 Daniel Dixon at Southwestern Louisiana, 1997
 Corey White vs. South Florida, 2004
 Carl Sanders vs. Charleston Southern, 1996
 Robert Davis at Louisiana Tech, 1996
 Pat Green at Charleston Southern, 1993
 Pat Green at Clinch Valley, 1992
 David Thornton vs. Miles, 1992
 Pat Green at Hampden-Sydney, 1991

UAB

2013 FOOTBALL

UAB Records

Blazers' 100-Yard Single-Game Rushers

240	Carl Sanders vs. Charleston Southern, 1996 (20 att.)	140	Terry Collier at Western Kentucky, 1995 (14 att.)	116	Marculus Elliott vs. UCF, 2005 (8 att.)
223	Darrin Reaves at Southern Miss, 2012 (35 att.)	139	Chris Daniels vs. Charleston Southern, 1995 (21 att.)		Jegil Dugger vs. Houston, 2001 (23 att.)
214	David Isabelle vs. Florida Atlantic, 2010 (22 att.)		Pat Green vs. Clinch Valley, 1991 (24 att.)	115	Pat Green vs. Lindenwood, 1991 (24 att.)
211	Pat Green at Clinch Valley, 1992 (33 att.)	138	Joe Webb vs. Southern Miss, 2009 (24 att.)	114	Pat Green at Wofford, 1993 (23 att.)
	Lucious Foster vs. UT Martin, 1998 (18 att.)		Corey White vs. Tulane, 2003 (24 att.)	113	David Thornton vs. Miles, 1993 (23 att.)
200	Corey White at Memphis, 2005 (28 att.)		Carl Sanders vs. Jacksonville State, 1996 (22 att.)		Pat Green vs. Millsaps, 1992 (27 att.)
194	Joe Webb vs. Rice, 2009 (20 att.)		Carl Fair vs. Louisiana-Monroe, 1999 (15 att.)	112	Trey Chaney vs. Cincinnati, 2003 (29 att.)
184	Darrin Reaves vs. Marshall, 2012 (32 att.)	137	Joe Webb vs. UCF, 2009 (18 att.)	110	Dan Burks vs. Army, 2004 (14 att.)
177	Thomas Cox vs. Tulane, 2001 (26 att.)	136	Joe Webb vs. Tulsa, 2008 (18 att.)	109	Jegil Dugger vs. Tulane, 2001 (28 att.)
176	Pat Shed at Southern Miss, 2010 (29 att.)		Bo Moncur at Baylor, 2003 (21 att.)	108	Terry Collier vs. Knoxville College, 1995 (16 att.)
	Pat Green vs. Charleston Southern, 1992 (24 att.)	135	Joe Webb vs. Marshall, 2008 (20 att.)		Terry Collier at North Texas, 1995 (21 att.)
175	Lucious Foster vs. Jacksonville State, 1997 (31 att.)	133	Thomas Cox vs. Houston, 2001 (25 att.)	107	Lucious Foster vs. Tennessee Tech, 1997 (24 att.)
	Carl Sanders vs. Southwestern Louisiana, 1996 (17 att.)		Pat Green vs. Morehead State, 1993 (19 att.)	106	Corey White at UTEP, 2005 (21 att.)
166	Darrin Reaves at Tulane, 2012 (21 att.)	132	Joe Webb at East Carolina, 2009 (25 att.)		Thomas Banks vs. Charleston Southern, 1995 (7 att.)
	Percy Coleman at Louisville, 1999 (19 att.)	130	Joe Webb at Tulane, 2008 (18 att.)	105	Marculus Elliott vs. East Carolina, 2005 (20 att.)
163	Joe Webb at UTEP, 2009 (20 att.)	129	Joe Webb at Marshall, 2009 (18 att.)	104	Rashaud Slaughter vs. Florida Atlantic, 2009 (4 att.)
160	Robert Davis vs. Charleston Southern, 1996 (18 att.)		Marculus Elliott vs. Marshall, 2006 (14 att.)		Cory Conley at Louisiana Tech, 1998 (16 att.)
154	Daniel Dixon at Southwestern Louisiana, 1997 (14 att.)		Corey White vs. Memphis, 2006 (28 att.)	103	Chris Daniels vs. Miles College, 1995 (22 att.)
	Lucious Foster vs. Western Kentucky, 1997 (25 att.)	125	Pat Shed vs. Memphis, 2010 (20 att.)	102	Theron Dudley vs. Memphis, 2002 (14 att.)
153	Jegil Dugger vs. Louisiana-Lafayette, 2000 (21 att.)	123	Joe Webb vs. Florida Atlantic, 2009 (16 att.)		Jegil Dugger vs. Middle Tennessee, 2000 (25 att.)
152	Pat Green at Hampden-Sydney, 1991 (29 att.)		Corey White at Houston, 2003 (20 att.)	101	Jegil Dugger vs. Southern Miss, 2000 (26 att.)
150	Carl Sanders vs. Arkansas State, 1996 (20 att.)	122	Jegil Dugger vs. Montana State, 2001 (25 att.)		Carl Sanders at Louisiana Tech, 1996 (18 att.)
148	Rodney Hudson vs. Western Kentucky, 1996 (19 att.)		Jegil Dugger at Kansas, 2000 (18 att.)		Pat Green vs. Lambuth, 1993 (22 att.)
146	Dan Burks vs. Memphis, 2004 (23 att.)	121	Joe Webb at Ole Miss, 2009 (17 att.)		Pat Green at Charleston Southern, 1991 (25 att.)
144	Carl Sanders vs. Central Florida, 1996 (21 att.)		Joe Webb vs. Alabama State, 2008 (14 att.)	100	David Thornton vs. Lane, 1992 (24 att.)

Games Gaining 100 Yards Or More

Career

12	Joe Webb, 2006-09
10	Pat Green, 1991-94
7	Jegil Dugger, 1998-01
6	Carl Sanders, 1996-97
5	Corey White, 2003-06; Lucious Foster, 1996-98
4	Marculus Elliott, 2003-06
3	Darrin Reaves, 2011-12; Dan Burks, 2002-06; Terry Collier, 1995

Single-Season

8	Joe Webb, 2009
5	Carl Sanders, 1996
	Pat Green, 1991
4	Joe Webb, 2008
	Jegil Dugger, 2000
3	Darrin Reaves, 2012
	Jegil Dugger, 2001
	Lucious Foster, 1997
	Terry Collier, 1995
	Pat Green, 1993
	Pat Green, 1992
2	Pat Shed, 2010
	Marculus Elliott, 2006
	Corey White, 2005
	Marculus Elliott, 2005
	Dan Burks, 2004
	Corey White, 2003
	Thomas Cox, 2001

Dan Burks, 2004

Chris Daniels, 1995

David Thornton, 1992

Single-Season Yards Gained By A Freshman

833	Pat Green, 1991
554	Dan Burks, 2002
479	Trey Chaney, 2003
449	Chris Daniels, 1995
372	Darrin Reaves, 2011
332	Corey White, 2003
325	Bo Moncur, 2003
262	Bashr Coles, 2012
202	Robert Porter, 1991
164	Theron Dudley, 2001


Single-Game Yards Gained By A Freshman

154	Daniel Dixon at Southwestern Louisiana, 1997
152	Pat Green at Hampden-Sydney, 1991
139	Chris Daniels vs. Charleston Southern, 1995
	Pat Green vs. Clinch Valley, 1991
138	Corey White vs. Tulane, 2003 (24 att.)
136	Bo Moncur at Baylor, 2003 (21 att.)
123	Corey White at Houston, 2003 (20 att.)
115	Pat Green vs. Lindenwood, 1991
113	Pat Green at Washington & Lee, 1991
112	Trey Chaney vs. Cincinnati, 2003 (29 att.)
103	Chris Daniels vs. Miles College, 1995
	Pat Green at Charleston Southern, 1991

UAB


2013 FOOTBALL

UAB Records



Thomas Cox

- 25.....Joe Webb at East Carolina, 2009 (132 yds.)
-Joe Webb at Houston, 2008 (72 yds.)
-Thomas Cox vs. Houston, 2001 (133 yds.)
- 24.....Joe Webb vs. Southern Miss, 2009 (138 yds.)
-Daniel Dixon at Louisville, 1999 (79 yds.)
- 22.....David Isabelle vs. Florida Atlantic, 2010 (214 yds.)
-Joe Webb at UCF, 2008 (80 yds.)
- 21.....Joe Webb at Memphis, 2009 (52 yds.)
- 20.....Joe Webb vs. Rice, 2009 (194 yds.)
-Joe Webb vs. Marshall, 2008 (135 yds.)



Joe Webb

Rushing By A Quarterback

Career Attempts

- 516.....Joe Webb, 2006-09 (2,774 yards)
- 293..... Daniel Dixon, 1999-00 (308 yds.)
- 289.....Joe Webb, 2006-08 (1,347 yds.)
- 255..... Darrell Hackney, 2002-05 (92 yards)
- 183..... Thomas Cox, 1999-02 (663 yds.)
- 143.....Lee Jolly, 1997-99 (196 yds.)
- 137..... Sam Hunt, 2006-07 (446 yds.)
- 128 Jonathan Perry, 2011-12 (355 yds.)**
- 128.....Rodney Hudson, 1995-96 (328 yds.)
- 118.....Jeff Aaron, 2000-01 (293 yds.)
- 105.....David Isabelle, 2009-10 (684 yds.)

Single-Season Attempts

- 227.....Joe Webb, 2009 (1,427 yds.)
- 198.....Joe Webb, 2008 (1,021 yds.)
- 114..... Daniel Dixon, 1999 (50 yds.)
- 106.....Rodney Hudson, 1996 (356 yds.)
- 101.....Thomas Cox, 2001 (445 yds.)
- 95..... Daniel Dixon, 1998 (107 yds.)
- 92..... Jonathan Perry, 2011 (294 yds.)**
- 85..... Darrell Hackney, 2002 (-14 yds.)
- 81..... Darrell Hackney, 2004 (-44 yds.)
- 80.....Lee Jolly, 1997 (8 yds.)
- 73.....David Isabelle, 2010 (396 yds.)
- 69.....Sam Hunt, 2006 (159 yds.)
- 68.....Sam Hunt, 2007 (287 yds.)
- 67.....Joe Webb, 2007 (288 yds.)

Single-Game Attempts

- 26.....Thomas Cox vs. Tulane, 2001 (177 yds.)

Rushing Leaders Year-by-Year

Year	Player	Att	Yds	Avg
1991	Pat Green	196	833	4.25
1992	Pat Green	135	661	4.90
1993	Pat Green	198	792	4.00
1994	Pat Green	101	531	5.26
1995	Terry Collier	143	839	5.87
1996	Carl Sanders	168	1,154	6.87
1997	Lucious Foster	149	737	4.90
1998	Lucious Foster	100	568	5.68
1999	Percy Coleman	122	689	5.65
2000	Jegil Dugger	177	852	4.81
2001	Jegil Dugger	218	839	3.85
2002	Dan Burks	124	554	4.47
2003	Trey Chaney	136	479	3.52
2004	Dan Burks	164	880	5.37
2005	Corey White	130	632	4.91
2006	Dan Burks	108	432	4.00
2007	Rashaud Slaughter	100	325	3.25
2008	Joe Webb	198	1,021	5.16
2009	Joe Webb	227	1,427	6.28
2010	Pat Shed	157	847	5.39
2011	Greg Franklin	84	430	5.12
2012	Darrin Reaves	215	1,037	4.82

UAB

2013 FOOTBALL

UAB Records

Career Yards Gained

2,774.....	Joe Webb, 2006-09 (516 att.)
684.....	David Isabelle, 2009-10 (105 att.)
663.....	Thomas Cox, 1999-02 (183 att.)
446.....	Sam Hunt, 2006-07 (137 att.)
355.....	Jonathan Perry, 2011-12 (128 att.)
328.....	Rodney Hudson, 1995-96 (128 att.)
308.....	Daniel Dixon, 1997-00 (293 att.)

Single-Season Yards Gained

1,427.....	Joe Webb, 2009 (227 att.)
1,021.....	Joe Webb, 2008 (198 att.)
445.....	Thomas Cox, 2001 (101 att.)
396.....	David Isabelle, 2010 (32 att.)
356.....	Rodney Hudson, 1996 (106 att.)
294.....	Jonathan Perry, 2011 (92 att.)

Single-Game Yards Gained

214.....	David Isabelle vs. Florida Atlantic, 2010 (22 att.)
194.....	Joe Webb vs. Rice, 2009 (20 att.)
177.....	Thomas Cox vs. Tulane, 2001 (26 att.)
163.....	Joe Webb at UTEP, 2009 (20 att.)
154.....	Daniel Dixon at Southwestern Louisiana, 1997 (14 att.)
148.....	Rodney Hudson vs. Western Kentucky, 1996 (19 att.)
138.....	Joe Webb vs. Southern Miss, 2009 (24 att.)
137.....	Joe Webb vs. UCF, 2009 (18 att.)

Career Rushing Touchdowns

24.....	Joe Webb, 2006-09
13.....	Daniel Dixon, 1997-00
9.....	Thomas Cox, 1999-02
7.....	Kevin Drake, 1994-97
6.....	Darrell Hackney, 2002-05
.....	Rodney Hudson, 1995-96

Single-Season Rushing Touchdowns

11.....	Joe Webb, 2009
.....	Joe Webb, 2008
6.....	Daniel Dixon, 1999
.....	Kevin Drake, 1995
5.....	Thomas Cox, 2001
.....	Rodney Hudson, 1996

Single-Game Rushing Touchdowns

3.....	Joe Webb vs. Memphis, 2008
.....	Joe Webb vs. Tulane, 2008
.....	Daniel Dixon at Southwestern Louisiana, 1997
2.....	Thomas Cox vs. Tulane, 2001
.....	Thomas Cox vs. Houston, 2001
.....	Daniel Dixon vs. Louisiana Tech, 1999
.....	Thomas Cox vs. East Carolina, 1999
.....	Daniel Dixon vs. Kansas, 1998
.....	Rodney Hudson vs. Arkansas State, 1996
.....	Kevin Drake vs. Wofford, 1995

Opponents 100 Or More Yards Rushing In Single-Game

320.....	Kevin Smith, UCF, 2007 (41 att.)
275.....	Andre Hall, South Florida, 2004 (29 att.)
209.....	Matt Forte, Tulane, 2007 (32 att.)
204.....	Shawn Southward, Troy, 2012 (28 att.)
201.....	Jerious Norwood, Mississippi State, 2004 (24 att.)
198.....	Alfred Morris, Florida Atlantic, 2011 (38 att.)
192.....	Trung Canidate, Arizona, 1997 (23 att.)
191.....	Robert Cooper, Cincinnati, 1996 (17 att.)

183.....	Tarrion Adams, Tulsa, 2007 (24 att.)
.....	Jovan Jackson, Tulane, 2003 (26 att.)
182.....	Earnest Graham, Florida, 2002 (13 att.)
174.....	Robert Cooper, Cincinnati, 1999 (25 att.)
172.....	Vintavious Cooper, East Carolina, 2012 (26 att.)
169.....	Reggie Bulluck, East Carolina, 2011 (24 att.)
168.....	Joseph Doss, Memphis, 2007 (19 att.)
167.....	DeAngelo Williams, Memphis, 2005 (21 att.)
165.....	Anthony Evans, Houston, 2003 (32 att.)
164.....	Donald Buckram, UTEP, 2009 (28 att.)
161.....	Demetris Summers, South Carolina, 2003 (21 att.)
152.....	Rashad Armstrong, Baylor, 2003 (25 att.)
148.....	Joffrey Reynolds, Houston, 2002 (26 att.)
147.....	Kendrick Hardy, Southern Miss, 2010 (17 att.)
146.....	Richard Johnson, Butler, 1993 (39 att.)
144.....	Arnold Mickens, Butler, 1994 (43 att.)
143.....	DeVaughn Black, Missouri, 1999 (25 att.)
141.....	Chase Clement, Rice, 2006 (17 att.)
139.....	Adrian Peterson, Oklahoma, 2006 (24 att.)
138.....	Charles Pierre, Florida Atlantic, 2008 (13 att.)
137.....	Ja'Terian Douglas, Tulsa, 2011 (14 att.)
.....	Tory Harrison, Southern Miss, 2008 (20 att.)
.....	Kenyon Cotton, Southwestern Louisiana, 1996 (23 att.)
136.....	Frank Moreau, Louisville, 1999 (28 att.)
.....	Chris Bates, Ferrum, 1991 (11 att.)
135.....	T.J. Patterson, Louisville, 2002 (18 att.)
133.....	Charles Sims, Houston, 2012 (26 att.)
.....	Darius Marshall, Marshall, 2009 (32 att.)
.....	Chuck Robinson, Jacksonville State, 1994 (20 att.)
131.....	LaDarius Perkins, Mississippi State, 2010 (18 att.)
130.....	Brynn Harvey, UCF, 2009 (24 att.)
129.....	Jason Peters, UCF, 2006 (19 att.)
.....	Larry Thomas, Southern Miss, 2005 (28 att.)
127.....	Brandon Hayes, Memphis, 2012 (19 att.)
.....	Shyrone Stith, Virginia Tech, 1999 (29 att.)
.....	Lamont Pegues, Virginia Tech, 1998 (20 att.)
.....	Brigham Lyons, Middle Tennessee State, 1995 (23 att.)
124.....	David Arrington, Mississippi Valley State, 1993 (17 att.)
122.....	Zach Line, SMU, 2010 (16 att.)
.....	Marcus Thomas, UTEP, 2005 (29 att.)
120.....	Bobby Ray Tell, Louisiana Tech, 1997 (20 att.)
.....	Antonio Parker, Alabama State, 1995 (15 att.)
115.....	Eddie Thompson, Western Kentucky, 1993 (15 att.)
114.....	Ben Sankey, Wake Forest, 1999 (12 att.)
113.....	Antwan Floyd, Western Kentucky, 1995 (26 att.)
111.....	Anthony Alridge, Houston, 2007 (27 att.)
.....	Marcus A. Williams, Vanderbilt, 1996 (24 att.)
110.....	Gerald Riggs, Tennessee, 2005 (23 att.)
.....	Antwan Floyd, Western Kentucky, 1994 (26 att.)
109.....	Eric Gomillion, Charleston Southern, 1993 (15 att.)
107.....	Curtis Steele, Memphis, 2009 (20 att.)
.....	Bryce Beall, Houston, 2008 (12 att.)
.....	Rontae Bass, Morehead State, 1993 (8 att.)
.....	DeAngelo Williams, Memphis, 2003 (15 att.)
105.....	Jordan Hall, Ohio State, 2012 (17 att.)
.....	LaBarron Black, Troy State, 2002 (26 att.)
104.....	Leon Washington, Florida State, 2004 (11 att.)
.....	Travis Henry, Tennessee, 1998 (17 att.)
.....	Bo Harrison, North Texas State, 1995 (27 att.)
103.....	Alfred Morris, Florida Atlantic, 2010 (16 att.)
101.....	Curtis Steele, Memphis, 2008 (14 att.)
100.....	Arian Foster, Tennessee, 2008 (12 att.)
.....	James Walley, Southern Miss, 2002 (27 att.)
.....	Lamont Pegues, Virginia Tech, 1997 (15 att.)

UAB

2013 FOOTBALL

UAB Records



John Whitcomb

Passing Yardage

Career Yardage

9,886	Darrell Hackney, 2002-05
7,420	John Whitcomb, 1992-94
5,771	Joe Webb, 2006-09
3,697	Bryan Ellis, 2008-11
3,085	Daniel Dixon, 1997-00
3,075	Jonathan Perry, 2011-12
2,673	Austin Brown, 2012
2,560	Sam Hunt, 2006-07
2,063	Lee Jolly, 1997-99
1,963	Jeff Aaron, 2000-01
1,590	Rodney Hudson, 1995-96
1,413	Doug Gann, 1991

Single-Season Yardage

3,180	Darrell Hackney, 2005
3,070	Darrell Hackney, 2004
3,031	John Whitcomb, 1994
3,012	John Whitcomb, 1993
2,940	Bryan Ellis, 2010
2,673	Austin Brown, 2012
2,367	Joe Webb, 2008
2,299	Joe Webb, 2009
2,042	Jonathan Perry, 2011
1,977	Darrell Hackney, 2002
1,905	Sam Hunt, 2007
1,659	Darrell Hackney, 2003
1,530	Lee Jolly, 1997
1,413	Doug Gann, 1991
1,377	John Whitcomb, 1992

Single-Game Yardage

539	John Whitcomb vs. Prairie View A&M, 1994
448	Darrell Hackney vs. Tulane, 2004
447	John Whitcomb vs. Prairie View A&M, 1993
424	Darrell Hackney vs. East Carolina, 2002
418	Bryan Ellis vs. East Carolina, 2010
417	Darrell Hackney vs. Hawaii, 2004

410	Jonathan Perry at Memphis, 2011
409	Austin Brown at Tulane, 2012
407	Darrell Hackney vs. Southern Miss, 2005
398	Darrell Hackney vs. Memphis, 2004
381	John Whitcomb vs. Lindenwood, 1992
380	John Whitcomb vs. Butler, 1993
378	Joe Webb at Memphis, 2009
373	Bryan Ellis at Tennessee, 2010
361	Bryan Ellis vs. Memphis, 2010
360	Bryan Ellis vs. Troy, 2010
354	John Whitcomb vs. Charleston Southern, 1993
344	Darrell Hackney vs. SMU, 2005
339	Darrell Hackney vs. Rice, 2005
337	Austin Brown vs. Tulsa, 2012
337	Darrell Hackney vs. TCU, 2004
334	Darrell Hackney vs. Memphis, 2005

275-Yard Passing Performances								
PLAYER	OPPONENT	YR	ATT	CMP	YDS	TD	INT	SCR
John Whitcomb	Prairie View A&M	1994	42	33	539	6	0	48-6
Darrell Hackney	Tulane	2004	38	23	448	2	0	55-59
John Whitcomb	Prairie View A&M	1993	38	28	447	6	1	58-12
Darrell Hackney	East Carolina	2002	34	20	424	3	0	36-29
Bryan Ellis	East Carolina	2010	49	31	418	5	1	42-54
Darrell Hackney	Hawaii	2004	54	31	417	2	1	40-59
Jonathan Perry	Memphis	2011	48	29	410	4	0	41-35
Austin Brown	Tulane	2012	52	26	409	3	3	45-55
Darrell Hackney	Southern Miss	2005	42	29	407	3	1	28-37
John Whitcomb	Lindenwood	1992	37	24	381	3	0	41-12
John Whitcomb	Butler	1993	31	21	380	4	0	31-27
Joe Webb	Memphis	2009	25	18	378	3	0	31-21
Bryan Ellis	Tennessee	2010	55	29	373	1	1	29-32
Bryan Ellis	Memphis	2010	38	21	361	3	2	31-15
Bryan Ellis	Troy	2010	37	23	360	3	2	34-33
John Whitcomb	Charleston So.	1993	40	22	354	2	1	48-20
Darrell Hackney	SMU	2005	35	22	344	2	2	27-28
Darrell Hackney	Rice	2005	33	24	339	2	0	45-26
Austin Brown	Tulsa	2012	30	20	337	3	1	42-49
Darrell Hackney	TCU	2004	24	15	337	5	1	41-25
Darrell Hackney	Memphis	2005	42	25	334	4	1	37-20
Darrell Hackney	Houston	2002	34	18	329	3	0	51-34
Jonathan Perry	UCF	2011	42	31	327	2	2	26-24
Joe Webb	Florida Atlantic	2008	48	26	326	2	0	34-49
Joe Webb	UCF	2009	35	20	322	3	1	34-27
Austin Brown	East Carolina	2012	37	22	319	3	0	35-42
Jonathan Perry	Troy	2012	33	18	317	2	1	29-39
John Whitcomb	Miss. Valley State	1994	40	22	316	2	2	24-14
Jonathan Perry	UCF	2012	28	21	307	2	0	24-49
John Whitcomb	Tenn. Wesleyan	1992	53	24	304	1	2	12-16
Austin Brown	Houston	2012	43	20	302	1	1	17-39
John Whitcomb	Jacksonville State	1994	32	22	301	2	1	28-12
Darrell Hackney	Troy	2005	38	25	296	2	0	27-7
Joe Webb	Florida Atlantic	2009	19	14	292	4	0	56-29
John Whitcomb	Lambuth	1993	29	19	292	3	2	40-14
John Whitcomb	Wofford	1994	34	20	290	3	3	34-27
Joe Webb	UCF	2006	39	25	289	0	0	22-31
Chris Williams	Rice	2006	28	15	288	4	0	33-34
Doug Gann	Hampden-Sydney	1991	46	28	286	1	1	35-35
Darrell Hackney	Tennessee	2005	38	27	282	1	1	10-17
Bryan Ellis	Tulsa	2011	42	20	280	2	2	20-37
Darrell Hackney	East Carolina	2005	43	23	278	0	3	23-31
Darrell Hackney	Cincinnati	2003	21	12	277	2	1	31-14
John Whitcomb	Morehead State	1994	26	15	277	1	1	36-15

UAB

2013 FOOTBALL

UAB Records

Opponent 275-Yard Passing Performances

PLAYER	Team	YR	ATT	CMP	YDS	TD	INT	SCR
Ryan Griffin	Tulane	2012	42	34	466	5	1	45-55
Tim Rattay	Louisiana Tech	1999	35	25	466	5	0	41-20
Jordan Palmer	UTEP	2006	39	25	455	5	0	36-17
Daunte Culpepper	Central Florida	1996	36	24	421	3	0	35-13
Lester Ricard	Tulane	2004	49	36	417	6	0	55-59
Levi Brown	Troy	2009	32	24	413	2	1	14-27
Case Keenum	Tulsa	2011	44	39	407	2	0	13-56
David Nara	Clinch Valley	1992	49	26	407	4	1	30-41
Timmy Chang	Hawaii	2004	46	31	405	4	0	40-59
Corey Robinson	Troy	2010	44	26	404	2	0	34-33
Trevor Vittatoe	UTEP	2009	44	23	397	2	2	38-33
Austin Davis	Southern Miss	2010	48	30	388	2	2	50-49
Shane Carden	East Carolina	2012	35	23	386	2	0	35-42
David Piland	Houston	2012	44	32	362	1	0	17-39
Dominique Davis	East Carolina	2011	42	35	361	3	3	23-28
Case Keenum	Houston	2008	36	24	360	2	0	20-45
Bo Levi Mitchell	SMU	2009	47	28	353	3	2	33-35
Deontey Kenner	Cincinnati	2000	32	20	351	2	1	33-21
Corey Robinson	Troy	2011	49	30	349	0	1	23-24
Tim Rattay	Louisiana Tech	1998	32	24	349	5	0	54-23
Danny Wimprine	Memphis	2004	43	26	347	2	4	35-28
G.J. Kinne	Tulsa	2011	43	31	341	3	1	20-37
Jordan Palmer	UTEP	2005	52	33	337	2	3	35-23
Rex Grossman	Florida	2002	26	16	337	2	1	3-51
Will Hudgens	Memphis	2009	41	26	333	0	0	31-21
Paul Smith	Tulsa	2007	37	19	333	3	2	30-38
Jerad Romo	SMU	2005	43	30	333	2	0	27-28
David Johnson	Tulsa	2008	24	20	332	3	0	22-45
Drew Weatherford	Florida State	2007	35	22	332	3	1	24-34
Tim Rattay	Louisiana Tech	1997	44	29	332	3	3	32-29
Dominique Davis	East Carolina	2010	41	26	331	5	0	42-54
Jason Stahl	Butler	1993	38	23	326	3	2	27-31
Rusty Smith	Florida Atlantic	2008	34	21	325	3	0	34-49
Patrick Ramsey	Tulane	1999	45	27	325	2	2	20-23
Brian Anderson	Marshall	2009	38	25	315	2	0	27-7
Casey Printers	TCU	2001	36	22	310	2	1	38-17
Bernard Morris	Marshall	2007	36	26	309	1	0	39-46
Brian Anderson	Marshall	2010	41	25	304	3	1	17-31
Gino Guidugli	Cincinnati	2004	52	29	300	3	1	30-27

275.6..... John Whitcomb, 1994 (3,031 in 11 games)
 273.8..... John Whitcomb, 1993 (3,012 in 11 games)
 267.3..... Bryan Ellis, 2010 (2,940 in 11 games)
 255.8..... Darrell Hackney, 2004 (3,070 in 12 games)
 237.0..... Darrell Hackney, 2003 (1,659 in seven games)
 229.5..... John Whitcomb, 1992 (1,377 in six games)
222.8..... Austin Brown, 2012 (2,673 yards in 12 games)
 197.2..... Joe Webb, 2008 (2,367 in 12 games)
 191.6..... Joe Webb, 2009 (2,299 in 12 games)
 179.7..... Darrell Hackney, 2002 (1,977 in 11 games)
170.2..... Jonathan Perry, 2011 (2,042 in 12 games)
 158.8..... Sam Hunt, 2007 (1,905 in 12 games)

Career Yards Per Attempt

7.93..... Darrell Hackney, 2002-05 (9,886 in 1,246 att.)
 7.84..... John Whitcomb, 1992-94 (7,420 in 947 att.)
7.53..... Austin Brown, 2012 (2,673 in 355 att.)
7.29..... Jonathan Perry, 2011-12 (3,075 in 422 att.)
 7.29..... Joe Webb, 2006-09 (5,771 in 792 att.)
 6.92..... Lee Jolly, 1997-99 (2,063 in 298 att.)
 6.82..... Bryan Ellis, 2008-present (2,954 in 415 att.)
 6.20..... Sam Hunt, 2006-07 (2,560 in 413 att.)
 6.09..... Rodney Hudson, 1995-96 (1,590 in 261 att.)

Single-Season Yards Per Attempt

8.68..... John Whitcomb, 1994 (3,031 in 349 att.)
 8.58..... Darrell Hackney, 2004 (3,070 in 358 att.)
 8.48..... Joe Webb, 2009 (2,299 in 271 att.)
8.47..... Jonathan Perry, 2012 (1,033 in 122 att.)
 8.24..... Darrell Hackney, 2005 (3,180 in 386 att.)
 7.94..... Darrell Hackney, 2003 (1,659 in 209 att.)
 7.74..... John Whitcomb, 1993 (3,012 in 389 att.)
7.52..... Austin Brown, 2012 (2,673 in 355 att.)
 7.32..... Lee Jolly, 1997 (1,530 in 209 att.)
 7.15..... Bryan Ellis, 2010 (2,940 in 411 att.)
6.81..... Jonathan Perry, 2011 (2,042 in 300 att.)
 6.75..... Darrell Hackney, 2002 (1,977 in 293 att.)
 6.71..... Joe Webb, 2008 (2,367 in 353 att.)

Career Yards Per Completion

14.46..... Rodney Hudson, 1995-96 (1,590 in 110 comp.)
 14.24..... Darrell Hackney, 2002-05 (9,886 in 694 comp.)
 14.13..... Lee Jolly, 1997-99 (2,063 in 146 comp.)
 14.12..... Thomas Cox, 1999-01 (946 in 67 comp.)
 13.25..... John Whitcomb, 1992-94 (7,420 in 560 comp.)
13.04..... Austin Brown, 2012 (2,673 in 205 comp.)
 12.61..... Sam Hunt, 2006-07 (2,560 in 203 comp.)
 12.47..... Kevin Drake, 1994-97 (1,284 in 103 comp.)
12.40..... Jonathan Perry, 2011-12 (3,075 in 248 comp.)
 12.36..... Bryan Ellis, 2008-11 (3,697 in 299 comp.)
 12.33..... Joe Webb, 2006-09 (5,771 in 468 comp.)

Single-Season Yards Per Completion

15.65..... Darrell Hackney, 2003 (1,659 in 106 comp.)
 15.58..... Darrell Hackney, 2004 (3,070 in 197 comp.)
 15.27..... Rodney Hudson, 1996 (1,176 in 77 comp.)
 14.43..... John Whitcomb, 1994 (3,031 in 210 comp.)
 14.19..... Joe Webb, 2009 (2,299 in 162 comp.)
 14.17..... Lee Jolly, 1997 (1,530 in 108 comp.)
 14.03..... Lee Jolly, 1998 (533 in 88 comp.)
13.96..... Jonathan Perry, 2012 (1,033 in 74 comp.)
 13.55..... Kevin Drake, 1995 (691 in 51 comp.)
 13.27..... Darrell Hackney, 2002 (1,977 in 149 comp.)
 13.14..... Darrell Hackney, 2005 (3,180 in 242 comp.)

Career Yards Gained Per Game

247.3..... John Whitcomb, 1992-94 (7,420 in 30 games)
 241.1..... Darrell Hackney, 2002-05 (9,886 in 41 games)
222.8..... Austin Brown, 2012 (2,673 yards in 12 games)
 194.6..... Bryan Ellis, 2008-11 (3,697 in 19 games)
170.2..... Jonathan Perry, 2010-11 (2,042 in 12 games)
 157.0..... Doug Gann, 1991 (1,413 in nine games)
 156.0..... Joe Webb, 2006-09 (5,771 in 37 games)
 134.7..... Sam Hunt, 2006-07 (2,560 in 19 games)
 130.9..... Jeff Aaron, 2000-01 (1,963 in 15 games)

Single-Season Yards Gained Per Game

289.1..... Darrell Hackney, 2005 (3,180 in 11 games)

UAB

2013 FOOTBALL

UAB Records

Pass Attempts

Career Attempts

1,246.....	Darrell Hackney, 2002-05
947.....	John Whitcomb, 1992-94
792.....	Joe Webb, 2006-09
540.....	Daniel Dixon, 1997-00
539.....	Bryan Ellis, 2008-11
422	Jonathan Perry, 2011-12
413.....	Sam Hunt, 2006-07
355	Austin Brown, 2012
330.....	Jeff Aaron, 2000-01
298.....	Lee Jolly, 1997-99

Single-Season Attempts

411.....	Bryan Ellis, 2010
389.....	John Whitcomb, 1993
386.....	Darrell Hackney, 2005
358.....	Darrell Hackney, 2004
355	Austin Brown, 2012
353.....	Joe Webb, 2008
349.....	John Whitcomb, 1994
331.....	Sam Hunt, 2007
300	Jonathan Perry, 2011
293.....	Darrell Hackney, 2002
271.....	Joe Webb, 2009
256.....	Doug Gann, 1991

Single-Game Attempts

55.....	Bryan Ellis at Tennessee, 2010
54.....	Darrell Hackney vs. Hawaii, 2004
53.....	Doug Gann vs. Tennessee Wesleyan, 1992
52	Austin Brown at Tulane, 2012
49.....	Bryan Ellis vs. East Carolina, 2010
48	Jonathan Perry at Memphis, 2011
46.....	Joe Webb at Florida Atlantic, 2008
46.....	John Whitcomb vs. Troy State, 1993
45.....	Doug Gann vs. Hampden-Sydney, 1991
45.....	Bryan Ellis at Mississippi State, 2010
45.....	Bryan Ellis vs. Marshall, 2010
43	Austin Brown at Houston, 2012
42.....	Darrell Hackney vs. East Carolina, 2005
42	Jonathan Perry vs. UCF, 2011
42.....	Bryan Ellis at Tulsa, 2011
42.....	Darrell Hackney vs. Southern Miss, 2005
42.....	Darrell Hackney vs. Memphis, 2005
42.....	Darrell Hackney at Army, 2002
42.....	John Whitcomb vs. Prairie View A&M, 1994

Career Pass Attempts Per Game (Min. 10 games)

31.57.....	John Whitcomb, 1992-94 (947 in 30 games)
30.39.....	Darrell Hackney, 2002-05 (1,246 in 41 games)
29.58	Austin Brown, 2012 (355 in 12 games)
28.39.....	Bryan Ellis, 2008-11 (539 in 19 games)
22.00.....	Jeff Aaron, 2000-01 (330 in 15 games)
21.74.....	Sam Hunt, 2006-07 (413 in 19 games)
21.41.....	Joe Webb, 2006-09 (792 in 37 games)
16.31.....	Rodney Hudson, 1995-96 (261 in 16 games)
14.59.....	Daniel Dixon, 1997-00 (540 in 37 games)

Single-Season Pass Attempts Per Game

37.36.....	Bryan Ellis, 2010 (411 in 11 games)
34.36.....	John Whitcomb, 1993 (389 in 11 games)
34.83.....	John Whitcomb, 1992 (209 in six games)

31.73.....	John Whitcomb, 1994 (349 in 11 games)
29.86.....	Darrell Hackney, 2003 (209 in seven games)
29.83.....	Darrell Hackney, 2004 (358 in 12 games)
29.58	Austin Brown, 2012 (355 in 12 games)
29.42.....	Joe Webb, 2008 (353 in 12 games)
28.44.....	Doug Gann, 1991 (256 in nine games)
26.64.....	Darrell Hackney, 2002 (293 in 11 games)
25.78.....	Sam Hunt, 2007 (331 in 12 games)
25.00	Jonathan Perry, 2011 (300 in 12 games)

Pass Completions


Career Completions

694.....	Darrell Hackney, 2002-05
560.....	John Whitcomb, 1992-94
468.....	Joe Webb, 2006-09
299.....	Bryan Ellis, 2008-11
248	Jonathan Perry, 2011-12
219.....	Daniel Dixon, 1997-00
205	Austin Brown, 2012
205.....	Sam Hunt, 2006-07

Single-Season Completions

242.....	Darrell Hackney, 2005
238.....	John Whitcomb, 1993
231.....	Bryan Ellis, 2010
210.....	John Whitcomb, 1994
208.....	Joe Webb, 2008
205	Austin Brown, 2012
197.....	Darrell Hackney, 2004
174	Jonathan Perry, 2011
162.....	Joe Webb, 2009
155.....	Sam Hunt, 2007
149.....	Darrell Hackney, 2002

Sam Hunt



UAB

2013 FOOTBALL

UAB Records

Single-Game Completions

33..... John Whitcomb vs. Prairie View A&M, 1994
31..... **Jonathan Perry vs. UCF, 2011**
 Bryan Ellis vs East Carolina, 2010
 Darrell Hackney vs. Hawaii, 2004
29..... **Jonathan Perry at Memphis, 2011**
 Bryan Ellis at Tennessee, 2010
 Darrell Hackney vs. Southern Miss, 2005
 28..... John Whitcomb vs. Prairie View A&M, 1993
 John Whitcomb vs. Troy State, 1993
 Doug Gann at Hampden-Sydney, 1991
 27..... Darrell Hackney at Tennessee, 2005
26..... **Austin Brown at Tulane, 2012**
 Joe Webb at Florida Atlantic, 2008
 25..... Darrell Hackney vs. Troy, 2005
 Darrell Hackney at Memphis, 2005
 Darrell Hackney at Army, 2002
 John Whitcomb vs. Miles, 1993

Career Completions Per Game

18.67..... John Whitcomb, 1992-94 (560 in 30 games)
17.08..... **Austin Brown, 2012 (205 in 12 games)**
 16.92..... Darrell Hackney, 2002-05 (694 in 41 games)
 15.74..... Bryan Ellis, 2008-11 (299 in 19 games)
 14.33..... Doug Gann, 1991 (129 in nine games)
 12.65..... Joe Webb, 2006-09 (468 in 37 games)
12.40..... **Jonathan Perry, 2011-12 (248 in 20 games)**
 11.80..... Jeff Aaron, 2000-01 (177 in 15 games)
 10.68..... Sam Hunt, 2006-07 (203 in 19 games)
 7.50..... Chris Bradford, 1991-92 (60 in eight games)
 7.03..... Daniel Dixon, 1997-00 (260 in 37 games)

Single-Season Completions Per Game

22.00..... Darrell Hackney, 2005 (242 in 11 games)
 21.64..... John Whitcomb, 1993 (238 in 11 games)
 21.00..... Bryan Ellis, 2010 (231 in 11 games)
 19.10..... John Whitcomb, 1994 (210 in 11 games)
 18.67..... John Whitcomb, 1992 (112 in six games)
 17.33..... Joe Webb, 2008 (208 in 12 games)
17.08..... **Austin Brown, 2012 (205 in 12 games)**
 16.41..... Darrell Hackney, 2004 (197 in 12 games)
 15.14..... Darrell Hackney, 2003 (106 in seven games)
14.50..... **Jonathan Perry, 2011 (174 in 12 games)**
 14.33..... Doug Gann, 1991 (129 in nine games)
 13.55..... Darrell Hackney, 2002 (149 in 11 games)
 13.50..... Joe Webb, 2009 (162 in 12 games)
 12.92..... Sam Hunt, 2007 (155 in 12 games)

Career Completion Percentage

.5913..... John Whitcomb, 1992-94 (560-947)
 .5909..... Joe Webb, 2006-09 (468-792)
.588..... **Jonathan Perry, 2011-12 (348-422)**
.577..... **Austin Brown, 2012 (205-355)**
 .555..... Bryan Ellis, 2008-11 (299-539)
 .557..... Darrell Hackney, 2002-05 (694-1,246)
 .536..... Jeff Aaron, 2000-01 (177-330)
 .504..... Doug Gann, 1991 (129-256)
 .491..... Sam Hunt, 2006-07 (203-413)
 .490..... Lee Jolly, 1997-99 (146-298)
 .481..... Daniel Dixon, 1997-00 (260-540)

Single-Season Completion Percentage

.627..... Darrell Hackney, 2005 (242-386)
 .612..... John Whitcomb, 1993 (238-389)

UAB's Longest Pass Plays

95	Darrell Hackney to Roddy White vs. Cincinnati, 2003
95	John Whitcomb to Derrick Ingram vs. Jacksonville St., 1994
94	Darrell Hackney to Willie Quinnie vs. East Carolina, 2002
91	Chris Williams to Nick Coon vs. Army, 2003
89	Darrell Hackney to Reggie Lindsey vs. SMU, 2005
80	Lee Jolly to Percy Coleman vs. Southwestern La., 1998
79	Daniel Dixon to Darrius Malone vs. Houston, 1999
77	Joe Webb to Nick Adams at Memphis, 2009
76	Jonathan Perry to Patrick Hearn at UCF, 2012
75	Austin Brown to Jamarcus Nelson vs. Tulsa, 2012
74	Chris Bradford to Derrick Ingram vs. Clinch Valley, 1991
72	Bryan Ellis to Patrick Hearn vs. Memphis, 2010
71	Chris Williams to Willie Edwards at Rice, 2006
68	Sam Hunt to Frantrell Forrest vs. Houston, 2007
68	Lee Jolly to Kevin Drake vs. Tennessee Tech, 1997
67	Darrell Hackney to Roddy White vs. Tulane, 2004
67	Jeff Aaron to Leron Little at Army, 2000
67	Rodney Hudson to Robert Davis vs. Southwestern La., 1996
67	John Whitcomb to Derrick Ingram vs. Morehead State, 1993
66	Austin Brown to Nick Adams vs. East Carolina, 2012
66	Bryan Ellis to Jamarcus Nelson at Tulsa, 2011
65	Daniel Dixon to Willie Quinnie vs. Chattanooga, 2000
64	Chris Bradford to Clay Harris vs. Gallaudet, 1992
63	Austin Brown to Jackie Williams at Tulane, 2012
63	Darrell Hackney to Lance Rhodes vs. TCU, 2003
62	Austin Brown to Jay Davis at Houston, 2012
61	Curtis Falany to Roddy White vs. Tulane, 2003
61	John Whitcomb to Derrick Ingram vs. Wofford, 1994

.607..... **Jonathan Perry, 2012 (74-122)**
 .602..... John Whitcomb, 1994 (210-349)
 .598..... Joe Webb, 2009 (162-271)
 .589..... Joe Webb, 2008 (208-353)
.580..... **Jonathan Perry, 2011 (174-300)**
.577..... **Austin Brown, 2012 (205-355)**
 .565..... Chris Williams, 2006 (95-168)
 .562..... Bryan Ellis, 2010 (231-411)
 .556..... Joe Webb, 2007 (65-117)
 .550..... Darrell Hackney, 2004 (197-358)
 .536..... John Whitcomb, 1992 (112-209)
 .520..... Jeff Aaron, 2001 (77-148)
 .518..... Daniel Dixon, 1999 (127-245)

Touchdown Passes

Career - Most Touchdown Passes

71..... Darrell Hackney, 2002-05
 53..... John Whitcomb, 1992-94
 37..... Joe Webb, 2006-09
 27..... Bryan Ellis, 2008-present
 17..... Lee Jolly, 1997-99
16..... **Jonathan Perry, 2011-12**
15..... **Austin Brown, 2012**
 13..... Chris Williams, 2003-06
 12..... Sam Hunt, 2006-07
 Daniel Dixon, 1997-00

UAB

2013 FOOTBALL

UAB Records

Single-Season - Most Touchdown Passes

26.....	Darrell Hackney, 2004
25.....	Bryan Ellis, 2010
22.....	Darrell Hackney, 2005
.....	John Whitcomb, 1994
21.....	Joe Webb, 2009
.....	John Whitcomb, 1993
15.....	Austin Brown, 2012
14.....	Darrell Hackney, 2002
12.....	Sam Hunt, 2007
11.....	Lee Jolly, 1997

Single-Game - Most Touchdown Passes

6.....	John Whitcomb vs. Prairie View A&M, 1994
.....	John Whitcomb vs. Prairie View A&M, 1993
5.....	Bryan Ellis vs. East Carolina, 2010
.....	Darrell Hackney vs. TCU, 2004
4.....	Jonathan Perry at Memphis, 2011
.....	Joe Webb vs. Florida Atlantic, 2009
.....	Darrell Hackney at UTEP, 2005
.....	Darrell Hackney at Memphis, 2005
.....	Darrell Hackney vs. Army, 2002
.....	John Whitcomb vs. Butler, 1993
.....	Chris Bradford vs. Clinch Valley, 1991
3.....	Austin Brown at Tulane, 2012
.....	Austin Brown vs. East Carolina, 2012
.....	Austin Brown vs. Tulsa, 2012
.....	Bryan Ellis at Rice, 2010
.....	Bryan Ellis vs. Memphis, 2010
.....	Bryan Ellis at Southern Miss, 2010
.....	Bryan Ellis vs. UTEP, 2010
.....	Bryan Ellis vs. Troy, 2010
.....	Joe Webb vs. UCF, 2009
.....	Joe Webb at Memphis, 2009
.....	Joe Webb vs. UCF, 2007
.....	Darrell Hackney vs. Baylor, 2004
.....	Darrell Hackney vs. Memphis, 2004
.....	Darrell Hackney vs. Houston, 2002
.....	Darrell Hackney vs. East Carolina, 2002
.....	Daniel Dixon vs. Houston, 1999
.....	Lee Jolly vs. Tennessee Tech, 1997
.....	John Whitcomb vs. Wofford, 1994
.....	John Whitcomb vs. Lambuth, 1993

Career Touchdown Passes Per Game

1.77.....	John Whitcomb, 1992-94
1.68.....	Darrell Hackney, 2002-05
1.42.....	Bryan Ellis, 2008-11
1.67.....	Alvin Stokes, 1995-97
1.25.....	Austin Brown, 2012
.....	Chris Bradford, 1991-92
1.00.....	Joe Webb, 2006-09
0.81.....	Lee Jolly, 1997-99
0.80.....	Jonathan Perry, 2011-12
0.73.....	Jeff Aaron, 2000-01

Single-Season Touchdown Passes Per Game

2.27.....	Bryan Ellis, 2010
2.17.....	Darrell Hackney, 2004
2.00.....	Darrell Hackney, 2005
2.00.....	John Whitcomb, 1994
1.91.....	John Whitcomb, 1993
1.75.....	Joe Webb, 2009
1.67.....	Alvin Stokes, 1995

Blazer Passing Leaders Year-by-Year

YR	PLAYER	ATT	CMP	YDS	TD	INT	PCT.
1991	Doug Gann	256	129	1,413	5	13	.504
1992	John Whitcomb	209	112	1,377	10	11	.536
1993	John Whitcomb	389	238	3,012	21	13	.612
1994	John Whitcomb	349	210	3,031	22	15	.602
1995	Kevin Drake	113	51	691	3	6	.451
1996	Rodney Hudson	194	77	1,176	9	9	.397
1997	Lee Jolly	209	108	1,530	11	7	.517
1998	Daniel Dixon	139	69	870	0	6	.496
1999	Daniel Dixon	245	127	1,347	7	10	.518
2000	Jeff Aaron	182	100	1,135	5	3	.549
2001	Jeff Aaron	148	77	828	4	6	.520
2002	Darrell Hackney	293	149	1,977	14	7	.509
2003	Darrell Hackney	209	106	1,659	9	6	.509
2004	Darrell Hackney	359	197	3,070	26	8	.550
2005	Darrell Hackney	386	242	3,180	22	12	.627
2006	Chris Williams	168	95	1,112	9	7	.565
2007	Sam Hunt	381	155	1,905	10	14	.468
2008	Joe Webb	353	208	2,367	10	16	.589
2009	Joe Webb	271	162	2,299	21	8	.598
2010	Bryan Ellis	411	231	2,940	25	12	.562
2011	Jonathan Perry	300	174	2,042	10	8	.580
2012	Austin Brown	355	205	2,673	15	12	.577

Interceptions

Career Interceptions

39.....	John Whitcomb, 1992-94
33.....	Darrell Hackney, 2002-05
27.....	Daniel Dixon, 1997-00
25.....	Joe Webb, 2006-09
19.....	Sam Hunt, 2006-07
17.....	Bryan Ellis, 2008-11
13.....	Doug Gann, 1991
.....	Rodney Hudson, 1995-96
12.....	Austin Brown, 2012
.....	Kevin Drake, 1994-97
11.....	Chris Williams, 2003-06
.....	Thomas Cox, 1999-02

Single-Season Interceptions

16.....	Joe Webb, 2008
15.....	John Whitcomb, 1994
14.....	Sam Hunt, 2007
13.....	John Whitcomb, 1993
.....	Doug Gann, 1991
12.....	Austin Brown, 2012
.....	Bryan Ellis, 2010
.....	Darrell Hackney, 2005
11.....	John Whitcomb, 1992
10.....	Daniel Dixon, 1999

Single-Game Interceptions

4.....	Joe Webb vs. SMU, 2009
.....	Joe Webb at Southern Miss, 2008
.....	Sam Hunt vs. Houston, 2007
3.....	Austin Brown vs. Marshall, 2012
.....	Austin Brown at Tulane, 2012
.....	Joe Webb at Tennessee, 2008
.....	Joe Webb at Houston, 2008
.....	Kevin Drake at Middle Tennessee State, 1995
.....	Rodney Hudson at Western Kentucky, 1995
.....	John Whitcomb vs. Wofford, 1994
.....	John Whitcomb at Samford, 1992
.....	Doug Gann vs. Ferrum, 1991
.....	Darrell Hackney vs. East Carolina, 2005

UAB

2013 FOOTBALL

UAB Records

Most Plays

Career Plays

1,501	Darrell Hackney, 2002-05 (1,246 pass, 255 rush)
1,308	Joe Webb, 2006-09 (792 pass, 516 rush)
1,023	John Whitcomb, 1992-94 (947 pass, 76 rush)
833	Daniel Dixon, 1997-00 (449 pass, 252 rush)
630	Pat Green, 1991-94 (630 rush)
578	Bryan Ellis, 2008-11 (542 pass, 36 rush)
550	Jonathan Perry, 2011-12 (422 pass, 128 rush)
	Sam Hunt, 2006-07 (413 pass, 137 rush)
486	Dan Burks, 2002-06 (0 pass, 486 rush)
448	Jeff Aaron, 2000-01 (330 pass, 118 rush)
440	Lee Jolly, 1997-99 (297 pass, 143 rush)
417	Austin Brown, 2012 (355 pass, 62 rush)
409	Corey White, 2003-06 (0 pass, 409 rush)
402	Thomas Cox, 1999-02 (219 pass, 183 rush)

Single-Season Plays

551	Joe Webb, 2008
498	Joe Webb, 2009
439	Darrell Hackney, 2004
437	Darrell Hackney, 2005
436	Bryan Ellis, 2010
417	Austin Brown, 2012
416	John Whitcomb, 1993
399	Sam Hunt, 2007
392	Jonathan Perry, 2011
385	John Whitcomb, 1994
378	Darrell Hackney, 2002
359	Daniel Dixon, 1999
299	Doug Gann, 1991
247	Darrell Hackney, 2003
	Lee Jolly, 1997
238	Jeff Aaron, 2000

Single-Game Plays

66	Joe Webb at Florida Atlantic, 2008 (48 p, 18 r)
65	Joe Webb at Houston, 2008 (40 p, 25 r)
59	Darrell Hackney at Hawaii, 2004 (54 p, 5 r)
57	Jonathan Perry at Memphis, 2011 (48 p, 9 r)
56	Austin Brown at Tulane (52 p, 4 r)
	Bryan Ellis at Tennessee, 2010 (55 p, 1 r)
55	Darrell Hackney vs. Southern Miss, 2005 (42 p, 13 r)
	John Whitcomb at Tennessee Wesleyan, 1992 (53 p, 2 r)
53	Austin Brown at Houston, 2012 (43 p, 10 r)
	Joe Webb vs. UCF, 2009 (35 p, 18 r)
	Joe Webb vs. SMU, 2009 (35 p, 18 r)
52	Jonathan Perry at Troy, 2011 (39 p, 13 r)
	Joe Webb at East Carolina, 2009 (27 p, 25 r)
51	Bryan Ellis vs. East Carolina, 2010 (49 p, 2 r)
50	Jonathan Perry vs. UCF, 2011 (42 p, 8 r)
	Bryan Ellis vs. Marshall, 2010 (45 p, 5 r)
	Joe Webb at UCF, 2008 (28 p, 22 r)
49	Bryan Ellis vs. Mississippi State (45 p, 4 r)
	Joe Webb vs. Tulsa, 2008 (31 p, 18 r)
	Sam Hunt at Michigan State, 2007 (39 p, 10 r)
	John Whitcomb vs. Troy State, 1993 (46 p, 3 r)
	Doug Gann at Hampden-Sydney, 1991 (46 p, 3 r)
48	Joe Webb at Tennessee, 2008 (34 p, 14 r)
	Joe Webb vs. Marshall, 2008 (28 p, 20 r)
	Darrell Hackney at Army, 2002 (42 p, 6 r)
47	Chris Williams at SMU, 2006 (36 p, 11 r)
	Daniel Dixon at Cincinnati, 1999 (37 p, 10r)
46	Joe Webb at Memphis, 2009 (25 p, 21 r)
	Joe Webb at Troy, 2009 (27 p, 19 r)

	Sam Hunt at Florida State, 2007 (35 p, 11 r)
	Darrell Hackney at Tulane, 2004 (38 p, 8 r)
	Darrell Hackney vs. Southern Miss, 2003 (37 p, 9 r)

Most Yards Gained

Career Yards

9,978	Darrell Hackney, 2002-05 (9,886 pass, 92 rush)
8,545	Joe Webb, 2006-09 (5,771 pass, 2,774 rush)
6,976	John Whitcomb, 1992-94 (7,420 pass, -444 rush)
3,737	Bryan Ellis, 2008-11 (3,697 pass, 40 rush)
3,430	Jonathan Perry, 2011-12 (3,075 pass, 355 rush)
3,393	Daniel Dixon, 1997-00 (3,085 pass, 308 rush)
3,006	Sam Hunt, 2006-07 (2,560 pass, 446 rush)
2,817	Pat Green, 1991-94 (0 pass, 2,817 rush)
2,598	Lee Jolly, 1997-99 (2,063 pass, 196 rush)
2,436	Austin Brown, 2012 (2,673 pass, -237 rush)
2,277	Dan Burks, 2002-06 (0 pass, 2,277 rush)
2,256	Jeff Aaron, 2000-01 (1,963 pass, 293 rush)
1,979	Jegil Dugger, 1998-01 (0 pass, 1,979 rush)
1,925	Corey White, 2003-06 (0 pass, 1,925 rush)
1,905	Chris Williams, 2003-06 (1,752 pass, 153 rush)

Single-Season Yards

3,726	Joe Webb, 2009 (2,299 pass, 1,427 rush)
3,388	Joe Webb, 2008 (2,367 pass, 1,021 rush)
3,285	Darrell Hackney, 2005 (3,180 pass, 105 rush)
3,056	Darrell Hackney, 2004 (3,070 pass, -14 rush)
2,969	Bryan Ellis, 2010 (2,40 pass, 29 rush)
2,846	John Whitcomb, 1993 (3,012 pass, -166 rush)
2,837	John Whitcomb, 1994 (3,031 pass, -194 rush)
2,436	Austin Brown, 2012 (2,673 pass, -237 rush)
2,336	Jonathan Perry, 2011 (2,042 pass, 294 rush)
2,192	Sam Hunt, 2007 (1,905 pass, 446 rush)
1,963	Darrell Hackney, 2002 (1,977 pass, -14 rush)
1,704	Darrell Hackney, 2003 (1,659 pass, 45 rush)
1,397	Daniel Dixon, 1999 (1,347 pass, 50 rush)
1,393	Lee Jolly, 1997 (1,187 pass, 6 rush)

Single-Game Yards

533	John Whitcomb at Prairie View A&M, 1994 (539 p, -6 r)
459	Joe Webb vs. UCF, 2009 (322 p, 137 r)
457	Jonathan Perry at Memphis, 2011 (410 p, 47 r)
441	Darrell Hackney at Tulane, 2004 (448 p, -7 r)
440	Darrell Hackney vs. Southern Miss, 2005 (407 p, 33 r)
430	Joe Webb at Memphis, 2009 (378 p, 52 r)
425	John Whitcomb vs. Prairie View A&M, 1993 (447 p, -22 r)
420	Darrell Hackney at Hawaii, 2004 (417 p, 3 r)
416	Bryan Ellis vs. East Carolina, 2010 (418 p, -2 r)
415	Joe Webb vs. Florida Atlantic, 2009 (292 p, 123 r)
	Joe Webb vs. Rice, 2009 (221 p, 194 r)
412	Austin Brown at Tulane, 2012 (409 p, 3 r)
411	Darrell Hackney vs. East Carolina, 2002 (424 p, -13 r)
392	Joe Webb at Florida Atlantic, 2008 (326 p, 66 r)
376	Darrell Hackney vs. SMU, 2005 (344 p, 32 r)
375	Bryan Ellis at Tennessee, 2010 (373 p, 2r)
365	John Whitcomb vs. Lindenwood, 1992 (381 p, -16 r)
363	Jonathan Perry vs. Troy, 2012 (317 p, 46 r)
362	John Whitcomb vs. Butler, 1993 (380 p, -18 r)
360	Jonathan Perry vs. UCF, 2011 (327 p, 33 r)
359	Joe Webb vs. Alabama State, 2008 (238 p, 121 r)
353	Darrell Hackney vs. TCU, 2004 (337 p, 16 r)
352	Joe Webb vs. Marshall, 2008 (217 p, 135 r)
348	Darrell Hackney vs. Memphis, 2004 (398 p, -50 r)
346	John Whitcomb vs. Charleston Southern, 1993 (354 p, -8 r)

UAB

2013 FOOTBALL

UAB Records



Former UAB assistant coach Pat Sullivan talks it over with QBs Thomas Cox (left) and Darrell Hackney during the 2002 season.

Touchdowns Responsible For

Career

77 Darrell Hackney, 2002-05
61 Joe Webb, 2006-09
53 John Whitcomb, 1992-94
35 Pat Green, 1991-94
29 Bryan Ellis, 2008-11
25 Daniel Dixon, 1997-00
 Lee Jolly, 1997-99
17 Chris Williams, 2003-06
15 Austin Brown, 2012
 Sam Hunt, 2006-07
 Thomas Cox, 1999-02

Single-Season

32 Joe Webb, 2009
28 Darrell Hackney, 2004
 Darrell Hackney, 2005
27 Bryan Ellis, 2010
22 John Whitcomb, 1994
21 Joe Webb, 2008
 John Whitcomb, 1993
16 Darrell Hackney, 2002
15 Austin Brown, 2012
14 Rodney Hudson, 1996
13 Jonathan Perry, 2011
 Daniel Dixon, 1999
 Lee Jolly, 1997
12 Sam Hunt, 2007
 Chris Williams, 2006
10 Darrell Hackney, 2003

Single-Game

6 Joe Webb vs. Florida Atlantic, 2009 (4 pass, 2 rush)
 John Whitcomb vs. Prairie View A&M, 1994 (6 pass)
 John Whitcomb vs. Prairie View A&M, 1993 (6 pass)
5 Bryan Ellis vs. East Carolina, 2010 (5 pass)
5 Darrell Hackney vs. TCU, 2004 (5 pass)
4 Jonathan Perry at Memphis, 2011 (4 pass)
 Joe Webb vs. UCF, 2009 (3 pass, 1 rush)
 Joe Webb at Memphis, 2009 (3 pass, 1 rush)

 Joe Webb vs. Rice, 2009 (2 pass, 2 rush)
 Joe Webb vs. Memphis, 2008 (1 pass, 3 rush)
 Chris Williams at Rice, 2006 (4 pass)
 Darrell Hackney at Memphis, 2005 (4 pass)
 Darrell Hackney at UTEP, 2005 (4 pass)
 Darrell Hackney vs. Baylor, 2004 (3 pass, 1 rush)
 Darrell Hackney at Army, 2002 (4 pass)
 Daniel Dixon at Louisiana-Lafayette, 1997 (3 rush, 1 pass)
 John Whitcomb, 1993 (4 pass)
 Chris Bradford vs. Clinch Valley, 1991 (4 pass)


Total Offense Per Game

Career (Min. 10 Games)

243.4 Darrell Hackney (41 games), 2002-05
232.5 John Whitcomb (30 games), 1992-94
230.9 Joe Webb (37 games), 2006-09
203.0 Austin Brown (12 games), 2012
196.7 Bryan Ellis (19 games), 2008-11
171.5 Jonathan Perry (20 games), 2011-12
158.2 Sam Hunt (19 games), 2006-07
150.4 Jeff Aaron (15 games), 2000-01
139.3 Rodney Hudson (11 games), 1996

Season Total Offense Per Game (Min. 5 Games):

310.5 Joe Webb (12 games), 2009
298.6 Darrell Hackney (11 games), 2005
282.3 Joe Webb (12 games), 2008
269.9 Bryan Ellis (11 games), 2010
258.7 John Whitcomb (11 games), 1993
257.9 John Whitcomb (11 games), 1994
252.2 Darrell Hackney (12 games), 2004
243.4 Darrell Hackney (7 games), 2003
203.0 Austin Brown (12 games), 2012
194.7 Jonathan Perry (12 games), 2011



UAB

2013 FOOTBALL

UAB Records

Most Passes Caught

Career Receptions

207	.Derrick Ingram, 1991-94
164	.Frantrell Forrest, 2007-10
163	.Roddy White, 2001-04
140	.Jackie Williams, 2010-12
116	.Cedrick Buchannon, 1992-95
110	.Patrick Hearn, 2009-12
93	.Percy Coleman, 1997-00
92	.Robert Porter, 1991-94
90	.Darrius Malone, 1996-99
88	.Willie Quinnie, 2000-02
86	Jackie Williams, 2010-11
86	.Norris Drinkard, 2003-06
73	.Reggie Lindsey, 2004-05
81	.Rashaud Slaughter, 2006-09
71	.Jhun Cook, 2002-05
70	.Pat Shed, 2010-11

Single-Season Receptions

83	.Derrick Ingram, 1994
76	.Derrick Ingram, 1993
71	.Roddy White, 2004
58	Jackie Williams, 2011
53	.Reggie Lindsey, 2005
52	Jackie Williams, 2012
49	.Frantrell Forrest, 2007
47	.Pat Shed, 2010
45	.Nick Adams, 2012
42	.Patrick Hearn, 2012
	.Frantrell Forrest, 2008
	.Jhun Cook, 2005
41	.Norris Drinkard, 2005
	.Cedrick Buchannon, 1994
39	.Frantrell Forrest, 2010
	.Mike Jones, 2010
	.Willie Edwards, 2006
	.Roddy White, 2003
	.Roddy White, 2002

Single-Game Receptions

13	.Manuel Philpott vs. Hampden-Sydney, 1991
12	.Willie Quinnie at Army, 2002
	.Derrick Ingram vs. Prairie View A&M, 1994
	.Derrick Ingram vs. Prairie View A&M, 1993
11	.Pat Shed at East Carolina, 2011
	.Frantrell Forrest at Florida Atlantic, 2008
10	Jackie Williams vs. UCF, 2011
	.Rashaud Slaughter at SMU, 2006
	.Roddy White vs. Tulane, 2004
	.Roddy White vs. Southern Miss, 2003
9	.Pat Shed vs. East Carolina, 2010
	.Derrick Ingram vs. Wofford, 1994
	.Derrick Ingram vs. Jacksonville State, 1994
	.Derrick Ingram vs. Butler, 1993

Most Yards Receiving

Career Yards

3,379	.Derrick Ingram, 1991-94
3,112	.Roddy White, 2001-04
2,215	.Frantrell Forrest, 2007-10
1,733	Jackie Williams, 2010-12
1,694	.Cedrick Buchannon, 1992-95
1,596	.Darrius Malone, 1996-99

1,395	.Willie Quinnie, 2000-02
1,207	.Robert Porter, 1991-94
1,205	.Reggie Lindsey, 2004-05

Single-Season Yards

1,457	.Derrick Ingram, 1994
1,452	.Roddy White, 2004
1,115	.Derrick Ingram, 1993
978	.Reggie Lindsey, 2005
844	.Roddy White, 2003
803	.Kevin Drake, 1997
799	Jackie Williams, 2012
719	.Willie Edwards, 2006
627	.Willie Quinnie, 2002
607	Jackie Williams, 2011
592	.Cedrick Buchannon, 1995
580	.Roddy White, 2002
566	.Cedrick Buchannon, 1994
563	.Frantrell Forrest, 2007
558	.Frantrell Forrest, 2010
	.Frantrell Forrest, 2009
551	.Darrius Malone, 1999
536	Patrick Hearn, 2010
	.Frantrell Forrest, 2008
531	.Mike Jones, 2010

Single-Game Yards (Games With 100-Plus Yards)

289	.Derrick Ingram at Prairie View A&M, 1994 (12 rec.)
253	.Roddy White at Tulane, 2004 (10 rec.)
201	.Patrick Hearn at UCF, 2012 (8 rec.)
194	.Derrick Ingram at Butler, 1993 (9 rec.)
187	.Kevin Drake vs. Tennessee Tech, 1997 (6 rec.)
186	.Derrick Ingram vs. Jacksonville State, 1994 (9 rec.)
184	.Reggie Lindsey vs. SMU, 2005 (8 rec.)
179	.Derrick Ingram vs. Wofford, 1994 (9 rec.)
178	.Derrick Ingram vs. Prairie View A&M, 1993 (12 rec.)
177	.Roddy White vs. Memphis, 2004 (8 rec.)
171	.Roddy White vs. Cincinnati, 2003 (4 rec.)
159	.Willie Quinnie vs. Army, 2002 (12 rec.)
	.Roddy White vs. East Carolina, 2002 (8 rec.)
	.Kevin Drake vs. Western Kentucky, 1997 (5 rec.)
157	Jackie Williams vs. Troy, 2012 (6 rec.)
156	.Willie Quinnie vs. Houston, 2002 (6 rec.)
	.Derrick Ingram vs. Butler, 1994 (8 rec.)
154	.Derrick Ingram vs. Morehead State, 1994 (5 rec.)
	.Roddy White vs. Tulane, 2002 (6 rec.)
149	.Frantrell Forrest at Florida Atlantic, 2008 (11 rec.)
146	Jamarcus Nelson vs. Tulsa, 2012 (4 rec.)
	.Reggie Lindsey at Tulane, 2005 (7 rec.)
143	Jackie Williams at Tulane, 2012 (6 rec.)
140	.Darrius Malone vs. Kansas, 1998 (5 rec.)
	.Derrick Ingram vs. Lindenwood, 1992 (7 rec.)
137	.Kevin Drake at Cincinnati, 1997 (4 rec.)
136	.Nick Coon vs. Army, 2003 (2 rec.)
135	.Derrick Ingram vs. Miss. Valley State, 1994 (8 rec.)
133	.Reggie Lindsey vs. Rice, 2005 (5 rec.)
133	Jamarcus Nelson at Memphis, 2011 (6 rec.)
132	.Roddy White at Southern Miss, 2004 (4 rec.)
131	.Marcus McKinney at Charleston So., 1993 (5 rec.)
130	.Willie Edwards vs. UTEP, 2006 (6 rec.)
	.Roddy White vs. TCU, 2004 (4 rec.)
129	.Frantrell Forrest at Memphis, 2009 (7 rec.)
	.Cedrick Buchannon at Prairie View A&M, 1994 (6 rec.)
127	.Jhun Cook vs. Southern Miss, 2005 (6 rec.)
126	.Manuel Philpott at Hampden-Sydney, 1991 (13 rec.)
	.Willie Quinnie vs. Chattanooga, 2000 (8 rec.)

UAB Records

..... Darrius Malone at Tulane, 1999 (4 rec.)
123 **Patrick Hearn vs. Memphis, 2010 (4 rec.)**
 Roddy White at Mississippi State, 2004 (7 rec.)
 122 Frantrell Forrest at Mississippi State, 2007 (7 rec.)
 121 Roddy White at USF, 2003 (5 rec.)
 Willie Quinnie vs. East Carolina, 2002 (3 rec.)
 119 Darrius Malone vs. Middle Tennessee State, 1998 (6 rec.)
 116 Cedrick Buchannon at North Texas, 1995 (6 rec.)
 114 Darrius Malone at Cincinnati, 1997 (7 rec.)
 113 Roddy White at Hawaii, 2004 (6 rec.)
111 **Jamarcus Nelson, 2011 (2 rec.)**
 Reggie Lindsey at Memphis, 2005 (7 rec.)
 Roddy White vs. Southern Miss, 2003 (10 rec.)
 109 Frantrell Forrest at Tennessee, 2010 (7 rec.)
 Percy Coleman vs. Southwestern Louisiana, 1998 (2 rec.)
 108 Patrick Hearn vs. Troy, 2012 (7 rec.)
 107 Derrick Ingram at Kansas, 1994 (7 rec.)
 106 Jamarcus Nelson, 2012 (6 rec.)
 106 Joe Webb vs. Tulane, 2007 (6 rec.)
 Roddy White vs. USF, 2004 (7 rec.)
 105 Darrius Malone vs. Houston, 1999 (3 rec.)
 104 Derrick Ingram at Charleston Southern, 1993 (7 rec.)
 103 Derrick Ingram at Ferrum, 1992 (5 rec.)
 102 Steven Brown at Rice, 2006 (4 rec.)
 Lamar Lee at Troy State, 1995 (5 rec.)
 100 Willie Edwards at UCF, 2006 (5 rec.)
 Henry Ray at Clinch Valley, 1992 (6 rec.)

Most Touchdowns Receiving

Career Touchdowns

28 Derrick Ingram, 1991-94
 26 Roddy White, 2001-04
 20 Frantrell Forrest, 2007-09
 15 Reggie Lindsey, 2004-05
 14 Cedrick Buchannon, 1992-95
 10 Patrick Hearn, 2009-12
 Willie Quinnie, 2000-02

Single-Season Touchdowns

14 Roddy White, 2004
 13 Derrick Ingram, 1994
 11 Reggie Lindsey, 2005
 9 Frantrell Forrest, 2009
 8 Derrick Ingram, 1993
 7 Roddy White, 2003
 7 Kevin Drake, 1997
 6 Willie Quinnie, 2002

Single-Game Touchdowns

4 Derrick Ingram vs. Prairie View A&M, 1994
 3 Mike Jones at Southern Miss, 2010
 Reggie Lindsey at UTEP, 2005
 Roddy White vs. Memphis, 2004
 Willie Quinnie at Army, 2002
2 **Jamarcus Nelston vs. Tulsa, 2012**
 **Jamarcus Nelson at Tulsa, 2011**
 **Jamarcus Nelson at Memphis, 2011**
 Pat Shed at Rice, 2010
 Frantrell Forrest vs. UTEP, 2010
 Jeffery Anderson vs. East Carolina, 2010
 **Jackie Williams vs. Troy, 2010**
 Frantrell Forrest at Memphis, 2009
 Frantrell Forrest, vs. Florida Atlantic, 2009
 Frantrell Forrest vs. Rice 2009
 Jeffery Anderson vs. Alabama State, 2008

..... Frantell Forrest at Tulsa, 2007
 Mario Wright at Marshall, 2007
 Reggie Lindsey at Memphis, 2005
 Reggie Lindsey vs. SMU, 2005
 Roddy White at Mississippi State, 2004
 Roddy White vs. Houston, 2004
 Roddy White vs. Cincinnati, 2003
 Kevin Drake vs. Tennessee Tech, 1997
 Kevin Drake vs. Western Kentucky, 1997
 Kenny Causey vs. Vanderbilt, 1996
 Keith Roland vs. Southwestern Louisiana, 1996
 Cedrick Buchannon vs. North Texas, 1995
 Cedrick Buchannon vs. Prairie View A&M, 1994
 Derrick Ingram vs. Wofford, 1994
 Derrick Ingram vs. Prairie View A&M, 1993
 Derrick Ingram at Butler, 1993

Yards Per Reception


Career Average

19.09 Roddy White, 2001-04 (163 rec., 3,112 yds.)
 18.44 Willie Edwards, 2006 (39 rec., 719 yds.)
 17.73 Darrius Malone, 1996-99 (90 rec., 1,596 yds.)
 16.51 Reggie Lindsey, 2004-05 (73 rec., 1,205 yds.)
 16.32 Derrick Ingram, 1991-94 (207 rec., 3,379 yds.)
 15.50 Willie Quinnie, 2000-02 (90 rec., 1,395 yds.)
 14.60 Cedrick Buchannon, 1992-95 (116 rec., 1,694 yds.)
 14.10 Patrick Hearn, 2009-12 (110 rec., 1,551 yds.)
 13.82 Jhun Cook, 2002-05 (71 rec., 981 yds.)

Single-Season Average

22.08 Darrius Malone, 1998 (24 rec., 530 yds.)
 21.66 Kevin Drake, 1997 (38 rec., 823 yds.)
 21.64 Roddy White, 2003 (39 rec., 844 yds.)

Roddy White



UAB

2013 FOOTBALL

UAB Records


21.06.....	Jamarcus Nelson, 2011 (17 rec., 358 yds.)
20.71.....	Bradly Chavez, 2004 (24 rec., 498 yds.)
20.45.....	Roddy White, 2004 (71 rec., 1,452 yds)
20.08.....	Kenny Causey, 1996 (24 rec., 482 yds.)
18.50.....	Cedrick Buchannon, 1995 (32 rec., 592 yds.)
18.45.....	Reggie Lindsey, 2005 (53 rec., 978 yds.)
17.55.....	Derrick Ingram, 1994 (83 rec., 1,457 yds.)
17.42.....	Willie Quinnie, 2002 (36 rec., 627 yds.)
16.70.....	Darrius Malone, 1999 (33 rec., 551 yds.)
15.58.....	Lance Rhodes, 2005 (24 rec., 374 yds.)
15.55.....	Jhun Cook, 2005 (42 rec., 653 yds.)
15.30.....	Joe Webb, 2007 (30 rec., 459 yds.)

Receiving By A Running Back

Most Passes Caught

Career Receptions

92.....	Robert Porter, 1991-94
81.....	Rashaud Slaughter, 2006-09
77.....	Percy Coleman, 1997-00
69.....	Patrick Green, 1991-94
70.....	Pat Shed, 2010-11
48.....	Darrin Reaves, 2011-12



Percy Coleman

41.....	Lucious Foster, 1996-98
40.....	Corey White, 2003-06
38.....	Greg Franklin, 2010-12
35.....	Dan Burks, 2002-06
32.....	James Jones, 1991
30.....	Jegil Dugger, 1998-01

Single-Season Receptions

47.....	Pat Shed, 2010 (471 yds.)
41.....	Darrin Reaves, 2012 (302 yds.)
38.....	Robert Porter, 1993 (486 yds.)
34.....	Percy Coleman, 2000 (256 yds.)
32.....	James Jones, 1991 (135 yds.)
29.....	Rashaud Slaughter, 2008 (176 yards)
23.....	Pat Shed, 2011 (146 yds.)
.....	Robert Porter, 1994 (319 yds.)
22.....	Rashaud Slaughter, 2007 (123 yds.)
.....	Percy Coleman, 1999 (124 yds.)
.....	Lucious Foster, 1998 (136 yds.)
.....	Pat Green, 1993 (195 yds.)

Single-Game Receptions

11.....	Pat Shed at East Carolina, 2011 (62 yds.)
10.....	Rashaud Slaughter at SMU, 2006 (62 yds.)
9.....	Pat Shed vs. East Carolina, 2010 (84 yds.)
8.....	Percy Coleman at Arkansas State, 1997 (39 yds.)
.....	Cedric Thatch at Cincinnati, 1999 (56 yds.)
7.....	Darrin Reaves at Ohio State, 2012 (42 yds.)
.....	Darrin Reaves at Tulane, 2012 (55 yds.)
.....	Pat Shed at Rice, 2010 (94 yds.)
.....	Pat Shed at Tennessee, 2010 (58 yds.)
6.....	Darrin Reaves at UCF, 2012 (52 yds.)
.....	Rashaud Slaughter at South Carolina, 2008 (39 yds.)
.....	Percy Coleman vs. Memphis, 2000 (40 yds.)
.....	Mike Coalson at Prairie View A&M, 1994 (68 yds.)

Receiving Yards

Career Receiving Yards

1,207.....	Robert Porter, 1991-94
617.....	Pat Shed, 2010-11
615.....	Percy Coleman, 1997-00
585.....	Rashaud Slaughter, 2006-09
536.....	Patrick Green, 1991-94
522.....	Greg Franklin, 2010-12
410.....	Dan Burks, 2002-06
358.....	Darrin Reaves, 2011-12
287.....	Corey White, 2003-06
284.....	Lucious Foster, 1996-98
256.....	David Thornton, 1992-93

Single-Season Receiving Yards

486.....	Robert Porter, 1993 (38 rec.)
471.....	Pat Shed, 2010 (47 rec.)
319.....	Robert Porter, 1994 (23 rec.)
302.....	Darrin Reaves, 2012 (41 rec.)
284.....	Greg Franklin, 2011 (21 rec.)
256.....	Percy Coleman, 2000 (34 rec.)
206.....	Pat Green, 1994 (20 rec.)
195.....	Pat Green, 1993 (22 rec.)
190.....	Greg Franklin, 2012 (12 rec.)
178.....	Cedric Thatch, 1999 (19 rec.)
176.....	Rashaud Slaughter, 2008 (29 rec.)
160.....	Dan Burks, 2004 (15 rec.)
152.....	Lucious Foster, 1997 (14 rec.)
146.....	Pat Shed, 2011 (23 rec.)

UAB

2013 FOOTBALL

UAB Records

Touchdown Receptions

Career Touchdown Receptions

4	Pat Shed, 2010-11
	Pat Green, 1991-94
3	Percy Coleman, 1997-00
	Robert Porter, 1991-94
2	Rashaud Slaughter, 2006-09
	Corey White, 2003-06
	Keith Roland, 1995-96

Single-Season Touchdown Receptions

4	Pat Shed, 2010
2	Keith Roland, 1996
	Pat Green, 1991

Single-Game Touchdown Receptions

2	Pat Shed at Rice, 2010
	Keith Roland vs. Southwestern Louisiana, 1996
1	on numerous occasions

Yards Per Reception

Career Yards Per Reception

13.74	Greg Frankin, 2010-12 (522 yds. 38 rec.)
13.12	Robert Porter, 1991-94 (1,207 yds. on 92 rec.)
11.71	Dan Burks, 2002-06 (410 yds. on 35 rec.)
8.81	Pat Shed, 2010-11 (617 yds. on 70 rec.)
7.99	Percy Coleman, 1997-00 (615 yds. on 77 rec.)
7.77	Pat Green, 1991-94 (536 yds. on 69 rec.)
7.46	Darrin Reaves, 2011-12 (358 yds. on 48 rec.)
7.22	Rashaud Slaughter, 2006-09 (585 yds. on 81 rec.)
7.18	Corey White, 2003-06 (287 yds. on 40 rec.)

Single-Season Yards Per Reception

20.71	Dan Burks, 2006 (145 yds. on 7 rec.)
15.83	Greg Franklin, 2012 (190 yds. on 12 rec.)
14.42	Robert Porter, 1992 (346 yds. on 24 rec.)
13.87	Robert Porter, 1994 (319 yds. on 23 rec.)
12.79	Robert Porter, 1993 (486 yds. on 38 rec.)
12.36	Rashaud Slaughter, 2009 (173 yds. on 14 rec.)
11.17	Trey Chaney, 2003 (134 yd., on 12 rec.)
10.67	Dan Burks, 2004 (160 yds. on 15 rec.)
10.30	Pat Green, 1994 (206 yds. on 20 rec.)
10.02	Pat Shed, 2010 (471 yds. on 47 rec.)

Individual Kickoff Return Records

Most Kickoff Returns

Career Returns

96	Frantrell Forrest, 2007-10
90	Jason Southall, 2001-04
59	Cedrick Buchannon, 1992-95
	Omar Parker, 1995-98
49	Maurice Gallery, 1998-01
47	Cedric Thatch, 1997-00
	Darrin Reaves, 1991
36	Reggie Lindsey, 2004-05
34	Pat Shed, 2010-11

Single-Season Returns

35	Frantrell Forrest, 2008
33	Pat Shed, 2010
32	Jason Southall, 2002



Jason Southall

26	Frantrell Forrest, 2007
25	Maurice Gallery, 1998
	Darrin Reaves, 1991
23	Jason Southall, 2001
22	Reggie Lindsey, 2004
	Jason Southall, 2003
20	Frantrell Forrest, 2009

Single-Game Returns

8	Frantrell Forrest at Southern Miss, 2008
7	Pat Shed vs. East Carolina, 2010
6	Frantrell Forrest at Texas A&M, 2009
	Jason Southall vs. Florida State, 2001
	Maurice Gallery at Cincinnati, 1999
	Robert Davis at Kansas, 1994
	Cedrick Buchannon at Samford, 1992
5	Jamarcus Nelson vs. Houston, 2011
	Nick Adams vs. Tulane, 2011
	Pat Shed vs. Mississippi State, 2010
	Pat Shed vs. Troy, 2010
	Marculus Elliott vs. Memphis, 2006
	Jason Southall at Tulane 2004
	Jason Southall vs. Pittsburgh, 2002
	Jason Southall at Louisville, 2002
	Cedric Thatch at Tennessee, 1998
	Omar Parker vs. Central Florida, 1996
	Cedrick Buchannon at Southwestern Louisiana, 1995
	Cedrick Buchannon vs. Wofford, 1994
	Darrin Reaves at Hampden-Sydney, 1991

UAB

2013 FOOTBALL

UAB Records

Most Kickoff Return Yardage

Career Return Yardage

2,092	Jason Southall, 2001-04
2,076	Frantrell Forrest, 2007-10
1,288	Cedrick Buchannon, 1992-95
1,076	Omar Parker, 1995-98
1,058	Maurice Gallery, 1998-01
1,009	Cedric Thatch, 1997-00
839	Reggie Lindsey, 2004-05
762	Marcus Elliott, 2004-06
753	Pat Shed, 2010-11
562	Rashaud Slaughter, 2006-09
521	Reggie Jones, 2007
520	Darrin Reaves, 1991
444	Jhun Cook, 2002-03

Single-Season Return Yardage

768	Jason Southall, 2002
746	Frantrell Forrest, 2008
738	Pat Shed, 2010
623	Maurice Gallery, 1998
584	Jason Southall, 2001
573	Frantrell Forrest, 2007
560	Reggie Lindsey, 2004
521	Reggie Jones, 2007
520	Darrin Reaves, 1991
473	D.J. Vinson, 2011
456	Nick Adams, 2011
440	Jason Southall, 2003
438	Frantrell Forrest, 2009
424	Cedric Thatch, 1999
422	Jamarcus Nelson, 2011

Single-Game Return Yardage

194	Nick Adams vs. Tulane, 2011
190	Frantrell Forrest vs. Tulsa, 2008
156	Frantrell Forrest at Michigan State, 2007
145	Jason Southall vs. Central Florida, 2001
	Cedrick Buchannon at Southwestern Louisiana, 1995
	Cedrick Buchannon at Samford, 1992
144	Pat Shed vs. East Carolina, 2010
142	Pat Shed at Mississippi State, 2010
	Frantrell Forrest at Southern Miss, 2008
136	Pat Shed vs. Troy, 2010
130	Jason Southall vs. Tulane, 2001
	Cedric Thatch at Wake Forest, 1999
129	Jason Southall vs. Louisville, 2002
127	Jason Southall vs. Florida State, 2001
	Robert Davis at Kansas, 1994
118	Jason Southall vs. Pittsburgh, 2002
116	Reggie Lindsey at Cincinnati, 2004

Most Yards Per Return

Career Average

23.38	Jackie Williams, 2010-12 (16-374)
23.31	Reggie Lindsey, 2004-05 (36-839)
23.24	Jason Southall, 2001-03 (77-1,792)
22.15	Pat Shed, 2010-11 (34-753)
21.83	Cedrick Buchannon, 1992-95 (59-1,288)
21.67	Darrin Reaves, 1991 (24-520)
21.63	Frantrell Forrest, 2007-09 (81-1,757)
21.59	Maurice Gallery, 1998-01 (49-1,058)
21.51	Omar Parker, 1995-98 (41-860)
21.47	Cedric Thatch, 1997-00 (47-1,009)

Single-Season Average (Min. 15 Returns)

25.45	Reggie Lindsey, 2004 (22-560)
25.39	Jason Southall, 2001 (23-584)
24.92	Maurice Gallery, 1998 (25-623)
24.00	Jason Southall, 2002 (32-768)
23.93	Cedrick Buchannon, 1994 (14-335)
23.56	Cedric Thatch, 1999 (18-424)
22.80	Nick Adams, 2011 (20-456)
22.40	Norris Drinkard, 2005 (15-336)
22.36	Pat Shed, 2010 (33-738)
22.04	Frantrell Forrest, 2007 (26-573)
21.90	Frantrell Forrest, 2009 (20-438)
21.67	Darrin Reaves, 1991 (24-520)
21.50	D.J. Vinson, 2011 (22-473)
21.31	Frantrell Forrest, 2008 (35-746)
21.27	Frantrell Forrest, 2010 (15-319)
20.94	Cedrick Buchannon, 1993 (16-335)
20.84	Reggie Jones, 2007 (25-521)
20.83	Cedric Thatch, 1998 (12-250)

Most Touchdown Returns

Career Touchdowns

2	Frantrell Forrest, 2007-09
1	Nick Adams, 2010-12
	Derrick Ingram, 1991-94
	Darrin Reaves, 1991

Single-Season Touchdowns

1	Nick Adams, 2010
	Frantrell Forrest, 2008
	Frantrell Forrest, 2007
	Derrick Ingram, 1994
	Darrin Reaves, 1991

Single-Game Touchdowns

1	Frantrell Forrest vs. Tulsa, 2008
	Frantrell Forrest vs. Tulane, 2007
	Derrick Ingram vs. Morehead State, 1994
	Darrin Reaves vs. Hastings, 1991

Individual Punt Return Records

Most Punt Returns

Career Returns

76	Cedrick Buchannon, 1992-95
	Lucious Foster, 1996-98
42	Willie Quinnie, 2000-02
39	Reggie Lindsey, 2004-05
32	Torrey Hale, 2000-01
	Rodregis Brooks, 1996-99
29	Jackie Williams, 2010-12
25	Kevin Sanders, 2005-08
	Kenny Causey, 1996
	Manuel Philpott, 1991
18	Lance Rhodes, 2003

Single-Season Returns

25	Willie Quinnie, 2002
	Kenny Causey, 1996
24	Reggie Lindsey, 2004
23	Cedrick Buchannon, 1995
22	Lucious Foster, 1997
21	Cedrick Buchannon, 1992

UAB

2013 FOOTBALL

UAB Records

.....	Manuel Philpott, 1991
20	Rodregis Brooks, 1999
.....	Torrey Hale, 2000
18	Lance Rhodes, 2003
17	Willie Quinnie, 2001
.....	Lucious Foster, 1998
.....	Cedrick Buchannon, 1993

Single-Game Returns

10	Rodregis Brooks at Arkansas State, 1997
8	Percy Coleman vs. Louisiana-Lafayette, 2000
6	Jason Southall at Memphis, 2003
.....	Lucious Foster vs. Western Kentucky, 1997
.....	Eric Nation vs. Prairie View A&M, 1993
5	Kevin Sanders vs. Alcorn State, 2007
.....	Reggie Lindsey vs. Cincinnati, 2004
.....	Lance Rhodes, 2003
.....	Willie Quinnie at Tulane, 2002
.....	Torrey Hale vs. Memphis, 2000
.....	Torrey Hale vs. Middle Tennessee, 2000

Most Punt Return Yardage

Career Return Yardage

830	Cedrick Buchannon, 1992-95
487	Lucious Foster, 1996-98
462	Willie Quinnie, 2000-02
456	Rodregis Brooks, 1996-99
320	Reggie Lindsey, 2004-05
278	Jackie Williams, 2010-12
276	Kevin Sanders, 2005-08
252	Torrey Hale, 2000-01
196	Kenny Causey, 1996
162	Manuel Philpott, 1991
142	Lance Rhodes, 2003-05

Single-Season Return Yardage

350	Rodregis Brooks, 1999
312	Cedrick Buchannon, 1995
276	Cedrick Buchannon, 1992
257	Willie Quinnie, 2002
243	Reggie Lindsey, 2004
225	Lucious Foster, 1997
210	Lucious Foster, 1998
205	Willie Quinnie, 2001
196	Kenny Causey, 1996
163	Torrey Hale, 2000
162	Manuel Philpott, 1991
159	Kevin Sanders, 2007
142	Cedrick Buchannon, 1994
139	Lance Rhodes, 2003
132	Jackie Williams, 2012
.....	Jackie Williams, 2011
113	Percy Coleman, 2000

Single-Game Return Yardage

118	Cedrick Buchannon at Lindenwood, 1992
113	Cedrick Buchannon vs. Charleston Southern, 1995
105	Cedrick Buchannon vs. Wofford, 1995
99	Jackie Williams at Troy, 2011
99	Rodregis Brooks vs. Louisiana-Monroe, 1999
94	Willie Quinnie at Tulane, 2002
82	Jackie Williams vs. Marshall, 2012
80	Rodregis Brooks vs. East Carolina, 1999
79	Kevin Sanders at Marshall, 2007
.....	Reggie Lindsey at Cincinnati, 2004
78	Kenny Causey vs. Arkansas State, 1996

75	Reggie Lindsey at Mississippi State, 2004
64	Jason Southall at Memphis, 2003
64	Lucious Foster at Kansas, 1997
62	Lucious Foster vs. Western Kentucky, 1997
55	Lucious Foster at Louisiana-Lafayette 1997
53	Torrey Hale vs. Memphis, 2000
53	Tony Reed vs. Millsaps, 1992

Most Yards Per Punt Return

Career Average

14.25	Rodregis Brooks, 1996-99 (32-456)
11.00	Willie Quinnie, 2000-02 (42-462)
10.92	Cedrick Buchannon, 1992-95 (76-830)
10.59	Lucious Foster, 1996-98 (46-87)
9.59	Jackie Williams, 2010-12 (29-278)
8.21	Reggie Lindsey, 2004-05 (39-320)
8.12	Kevin Sanders, 2005-08 (34-276)
7.88	Torrey Hale, 2000-01 (32-252)
7.84	Kenny Causey, 1996 (25-196)
7.71	Manuel Philpott, 1991 (21-162)

Single-Season Average (Min. 10)

17.50	Rodregis Brooks, 1999 (20-350)
13.57	Cedrick Buchannon, 1995 (23-312)
13.14	Cedrick Buchannon, 1992 (21-276)
12.35	Lucious Foster, 1998 (17-210)
12.06	Willie Quinnie, 2001 (17-205)
11.00	Jackie Williams, 2011 (12-132)
10.60	Kevin Sanders, 2007 (15-159)
10.28	Willie Quinnie, 2002 (25-242)
10.23	Lucious Foster, 1997 (22-225)
10.13	Reggie Lindsey, 2004 (24-243)
9.47	Cedrick Buchannon, 1994 (15-142)
9.43	Jackie Williams, 2012 (14-132)
9.06	Torrey Hale, 2000 (18-163)
8.83	Rodregis Brooks, 1997 (12-106)
7.84	Kenny Causey, 1996 (25-196)
7.72	Lance Rhodes, 2003 (18-139)
7.71	Manuel Philpott, 1991 (21-162)

Most Touchdown Returns

Career Touchdowns

3	Cedrick Buchannon, 1992-95
---------	----------------------------

Single-Season Touchdowns

2	Cedrick Buchannon, 1995
1	Jackie Williams, 2012
.....	Kevin Sanders, 2007
.....	Cedrick Buchannon, 1992
.....	Reggie Lindsey, 2004
.....	Tony Reed, 1992

Single-Game Touchdowns

1	Jackie Williams vs. Marshall, 2012 (79 yds.)
.....	Kevin Sanders at Marshall, 2007 (58 yds.)
.....	Reggie Lindsey at Mississippi State, 2004 (67 yds.)
.....	Cedrick Buchannon vs. Charleston So., 1995 (69 yds.)
.....	Cedrick Buchannon vs. Wofford, 1995 (77 yds.)
.....	Cedrick Buchannon at Lindenwood, 1992 (84 yds.)
.....	Tony Reed vs. Millsaps, 1992 (51 yds.)

UAB

2013 FOOTBALL

UAB Records

Most All-Purpose Plays (Rushing/Receiving/Returns)

Career Plays

699	Pat Green, 1991-94
548	Joe Webb, 2006-09
526	Dan Burks, 2002-06
477	Jegil Dugger, 1998-01
449	Corey White, 2003-06
393	Lucious Foster, 1996-98
381	Rashaud Slaughter, 2006-09
342	Darrin Reaves, 2011-12
334	Pat Shed, 2010-11
322	Percy Coleman, 1997-00

Single-Season Plays

257	Darrin Reaves, 2012
229	Joe Webb, 2009
228	Jegil Dugger, 2001
220	Pat Green, 1993
215	Pat Green, 1991
204	Pat Shed, 2010
200	Lucious Foster, 1997
198	Joe Webb, 2008
185	Jegil Dugger, 2000
179	Dan Burks, 2004
175	Carl Sanders, 1996

Single-Game Plays

38	Darrin Reaves vs. Marshall, 2012 (32 run, 6 rec.)
36	Darrin Reaves at Southern Miss, 2012 (35 run, 1 rec.)
35	Lucious Foster vs. Jacksonville St., 1997 (31 run, 3 rec, 1 pr)
34	Pat Shed vs. East Carolina, 2010 (18 run, 9 rec., 7 kr) Pat Shed at Southern Miss, 2010 (29 run, 3 rec., 2 kr)
33	Lucious Foster vs. W. Kentucky, 1997 (25 run, 6 pr, 2 kr)
33	Pat Green at Clinch Valley, 1992 (33 run)
32	Pat Green at Hampden-Sydney, 1991 (29 run, 3 rec)
31	Trey Chaney vs. Cincinnati, 2003 (29 run, 2 rec.) Pat Green at Mississippi Valley State 1993 (31 run)
30	Pat Green vs. Charleston Southern, 1991 (25 run, 5 rec)
30	Trey Chaney at Memphis, 2003 (29 run, 1 rec.)


Most All-Purpose Yards

Career Yards

4,458	Frantrell Forrest, 2007-10
3,823	Cedrick Buchannon, 1992-95
3,580	Derrick Ingram, 1991-94
3,353	Pat Green, 1991-94
3,245	Joe Webb, 2006-09
3,219	Roddy White, 2001-04
2,859	Dan Burks, 2002-06
2,649	Lucious Foster, 1996-98
2,511	Jackie Williams, 2010-12
2,510	Pat Shed, 2010-11
2,504	Jason Southall, 2001-03
2,371	Reggie Lindsey, 2004-05

Single-Season Yards

2,125	Pat Shed, 2010
1,504	Derrick Ingram, 1994
1,452	Roddy White, 2004
1,439	Joe Webb, 2009
1,424	Lucious Foster, 1997
1,358	Darrin Reaves, 2012
1,334	Reggie Lindsey, 2005



Roddy White

1,325	Frantrell Forrest, 2008
1,251	Cedrick Buchannon, 1995
1,201	Carl Sanders, 1996
1,183	Derrick Ingram, 1993
1,158	Frantrell Forrest, 2007
1,067	Frantrell Forrest, 2009
1,040	Dan Burks, 2004
1,037	Reggie Lindsey, 2004

Single-Game Yards

309	Pat Shed vs. East Carolina, 2010 (81 run, 84 rec., 144 kr)
289	Derrick Ingram vs. Prairie View A&M, 1994 (289 rec.)
253	Roddy White at Tulane, 2004 (253 rec.)
249	Lucious Foster vs. Western Ky., 1997 (154 run, 62 pr, 33 kr)
240	Carl Sanders vs. Charleston Southern, 1996 (240 run)
235	Pat Shed at Southern Miss, 2010 (176 run, 21 rec., 38 kr)
232	Frantrell Forrest vs. Tulsa, 2008 (190 kr, 42 rec.)
231	Lucious Foster vs. UT Martin, 1998 (181 run, 50 pr)
227	Pat Shed at Mississippi State, 2010 (69 run, 16 rec., 142 kr)
227	Lucious Foster vs. Jacksonville State, 1997 (175 run, 45 rec., 7 pr)
226	Darrin Reaves at Southern Miss, 2012 (223 run, 3 rec.)
225	Nick Adams vs. Tulane, 2011 (194 kr, 31 rec.)

Average Gain Per Play

Career Avg. Per Play (Min. 200 Plays)

16.50	Derrick Ingram, 1991-94 (3,580 yds on 217 plays)
15.71	Frantrell Forrest, 2007-09 (3,550 yds on 226 plays)
15.11	Cedrick Buchannon, 1992-95 (3,823 yds on 253 plays)
11.96	Jackie Williams, 2010-12 (2,511 yds on 21 plays)
7.51	Pat Shed, 2010-11 (2,510 yds on 334 plays)
6.87	Robert Davis 1994, 1996 (1,484 yds on 216 plays)
6.74	Lucious Foster, 1996-98 (2,649 yds on 393 plays)
6.41	Carl Sanders, 1995-97 (1,366 yds on 213 plays)
6.40	Percy Coleman, 1997-00 (2,060 yds on 322 plays)

UAB

2013 FOOTBALL

UAB Records

Single-Season Avg. Per Play (Min. 100 Plays)

15.24	Jackie Williams, 2012 (1,358 yds on 76 plays)
10.42	Pat Shed, 2010 (2,125 yds on 204 plays)
7.12	Lucious Foster, 1997 (1,424 yds on 200 plays)
7.04	Robert Davis, 1994 (781 yds on 111 plays)
6.86	Carl Sanders, 1996 (1,201 yds on 175 plays)
6.80	Greg Franklin, 2011 (714 yds on 105 plays)
6.65	Lucious Foster, 1998 (938 yds on 141 plays)
6.28	Joe Webb, 2009 (1439 yds on 229 plays)

Average Gain Per Game

Career Average

147.6	Pat Shed, 2010-11 (2,510 yds. in 17 games)
103.9	Reggie Lindsey, 2004-05 (2,371 yds. in 23 games)
99.1	Frantrell Forrest, 2007-10 (4,458 in 45 games)
98.0	Cedrick Buchannon, 1992-95 (3,823 yds. in 39 games)
94.6	Lucious Foster, 1996-98 (2,649 yds. in 28 games)
91.9	Derrick Ingram, 1991-94 (3,583 yds. in 39 games)
91.1	Carl Sanders, 1995-97 (1,366 yds. in 15 games)
88.2	Pat Green, 1991-94 (3,353 yds. in 38 games)
85.1	Darrin Reaves, 2011-12 (1,786 yds. in 21 games)
72.2	Joe Webb, 2006-08 (1,806 yds. in 25 games)
71.7	Jackie Williams, 2010-12 (2,511 yds. in 35 games)
71.6	Roddy White, 2001-04 (3,219 yds. in 45 games)
69.3	Willie Quinnie, 2000-02 (1,872 yds. in 27 games)
66.5	Dan Burks, 2002-06 (2,859 yds. in 43 games)
54.4	Jason Southall, 2001-04 (2,504 yds. in 46 games)
53.9	Jegil Dugger, 1998-01 (2,301 yds. in 39 games)

Individual Punting Records

Most Punts

Career Punts

235	Parker Mullins, 2003-06
190	Ross Stewart, 1999-02
166	Trey Ragland, 2008-11
139	Chris Maye, 1991-94
124	Swayze Waters, 2005-08
115	Kevin Tatarek, 1992-96
89	Daniel Dixon, 1997-00
87	Lee Carter, 1998-99

Single-Season Punts

75	Ross Stewart, 2002
72	Parker Mullins, 2003
69	Swayze Waters, 2007
69	Daniel Dixon, 1997
67	Lee Carter, 1999
66	Kevin Tatarek, 1996
66	Ross Stewart, 2000
61	Parker Mullins, 2004
58	Ross Stewart, 2006
57	Ross Stewart, 2001
56	Chris Maye, 1991
55	Trey Ragland, 2011
55	Trey Ragland, 2010
55	Trey Ragland, 2009
55	Swayze Waters, 2008
50	Hunter Mullins, 2012
50	Jason Powers, 1995
45	Chris Maye, 1992
44	Parker Mullins, 2005

38	Kevin Tatarek, 1994
----	---------------------

Single-Game Punts

11	Daniel Dixon at Virginia Tech, 1997 (402 yds.)
10	Trey Ragland at Tulsa, 2011 (411 yds.)
10	Ross Stewart at LSU, 2000 (409 yds.)
10	Lee Carter vs. Houston, 1999 (372 yds.)
10	Wade Waldrop at East Carolina, 1998 (346 yds.)
10	Kevin Tatarek vs. Cincinnati, 1996 (419 yds.)
10	Chris Maye at Charleston Southern, 1991 (342 yds.)
9	Parker Mullins at TCU, 2003 (345 yds.)
9	Ross Stewart at Florida, 2002 (383 yds.)
9	Ross Stewart at UL-Lafayette, 2002 (368 yds.)
9	Ross Stewart at Kansas, 2000 (392 yds.)
9	Lee Carter vs. Memphis, 1999 (375 yds.)
9	Daniel Dixon at Arkansas State, 1997 (357 yds.)
9	Kevin Tatarek at Vanderbilt, 1996 (366 yds.)

Most Punting Yards

Career Yardage

9,434	Parker Mullins, 2003-06
7,900	Ross Stewart, 1999-02
6,918	Trey Ragland, 2008-11
5,255	Swayze Waters, 2005-08
4,967	Chris Maye, 1991-94
4,640	Kevin Tatarek, 1992-96
3,471	Lee Carter, 1998-99
3,307	Daniel Dixon, 1997-00

Single-Season Yardage

3,154	Ross Stewart, 2002 (75 punts)
2,962	Parker Mullins, 2003 (72 punts)
2,859	Swayze Waters, 2007 (69 punts)
2,709	Lee Carter, 1999 (67 punts)
2,699	Kevin Tatarek, 1996 (66 punts)
2,615	Daniel Dixon, 1997 (69 punts)
2,460	Parker Mullins, 2004 (61 punts)
2,420	Ross Stewart, 2001 (57 punts)
2,396	Swayze Waters, 2008 (55 punts)
2,352	Trey Ragland, 2009 (55 punts)
2,326	Ross Stewart, 2000 (58 punts)

Single-Game Yardage

429	Lee Carter at Virginia Tech, 1999 (9 punts)
419	Kevin Tatarek vs. Cincinnati, 1996 (10 punts)
411	Trey Ragland at Tulsa, 2011 (10 punts)
409	Ross Stewart at LSU, 2000 (10 punts)
405	Swayze Waters at Houston, 2008 (8 punts)
402	Daniel Dixon at Virginia Tech, 1997 (11 punts)
392	Ross Stewart at Kansas, 2000 (9 punts)
391	Kevin Tatarek at Maryland, 1996 (8 punts)
383	Ross Stewart at Florida, 2002 (9 punts)
382	Trey Ragland vs. Florida Atlantic, 2010 (8 punts)
375	Ross Stewart vs. Southern Miss, 2002 (8 punts)
375	Ross Stewart vs. Troy State, 2002 (8 punts)
375	Lee Carter vs. Memphis, 1999 (9 punts)
366	Kevin Tatarek at Vanderbilt, 1996 (9 punts)
357	Daniel Dixon at Arkansas State, 1997 (9 punts)

UAB

2013 FOOTBALL

UAB Records



Ross Stewart

Average Yards Per Punt

Career Average

44.65	Hunter Mullins, 2011-12 (52-2,322)
42.38	Swyaze Waters, 2005-08 (124-5,255)
41.67	Trey Ragland, 2008-11 (166-6,918)
41.58	Ross Stewart, 1999-02 (190-7,900)
40.35	Kevin Tatarek, 1992-96 (115-4,640)
40.14	Parker Mullins, 2003-06 (235-9,434)
39.90	Lee Carter, 1998-99 (87-3,471)
37.16	Daniel Dixon, 1997-00 (89-3,307)
36.48	Jason Powers, 1993-95 (64-2,335)

Single-Season Average

44.78	Hunter Mullins, 2012 (50-2,239)
43.56	Swyaze Waters, 2008 (55-2,396)
42.76	Trey Ragland, 2009 (55-2,352)
42.45	Ross Stewart, 2001 (57-2,420)
42.05	Ross Stewart, 2002 (75-3,154)
41.98	Trey Ragland, 2010 (55-2,309)
41.43	Swyaze Waters, 2005-07 (69-2,859)
41.14	Parker Mullins, 2003 (72-2,962)
40.89	Kevin Tatarek, 1996 (66-2,699)
40.64	Trey Ragland, 2011 (55-2,235)
40.40	Lee Carter, 1999 (67-2,709)

Single-Game Average (Min. 4 Punts)

54.25	Hunter Mullins at Houston, 2012 (4-217)
50.63	Swyaze Waters at Houston, 2008 (8-405)
50.25	Swyaze Waters vs. Memphis, 2008 (4-201)
49.00	Swyaze Waters at Southern Miss, 2008 (4-196)
48.88	Kevin Tatarek at Maryland, 1996 (8-391)
48.75	Hunter Mullins vs. Troy, 2012 (4-195)
48.60	Trey Ragland at SMU, 2010 (5-243)
48.00	Hunter Mullins at Southern Miss, 2012 (4-192)
47.75	Trey Ragland vs. Florida Atlantic, 2010 (8-382)
47.75	Parker Mullins at UTEP, 2005 (4-191)
47.67	Lee Carter at Virginia Tech, 1999 (9-429)
47.50	Ross Stewart vs. Florida State, 2001 (6-285)
47.33	Swyaze Waters at Mississippi State, 2007 (6-284)

Longest Punts

78	Ross Stewart vs. Southern Miss, 2002
75	Trey Ragland at SMU, 2010
75	Lee Carter at Virginia Tech, 1999

68	Ross Stewart vs. Florida State, 2001
67	Swyaze Waters at Houston, 2008
66	Ross Stewart vs. Louisville, 2000
65	Trey Ragland vs. Florida Atlantic, 2010
65	Swyaze Waters at South Carolina, 2008
63	Ross Stewart vs. Louisiana-Lafayette, 2000
62	Parker Mullins vs. South Florida, 2004
61	Hunter Mullins at Southern Miss, 2012
	Trey Ragland vs. East Carolina, 2010
	Trey Ragland at UTEP, 2009
	Swyaze Waters at Mississippi State, 2007
	Kevin Tatarek at Maryland, 1996
60	Hunter Mullins at Houston, 2012
	Swyaze Waters at Southern Miss, 2008
	Parker Mullins at UTEP, 2005
59	Trey Ragland at Marshall, 2009
	Swyaze Waters vs. Memphis, 2008
	Ross Stewart vs. Southern Miss, 2002

Individual Scoring Records

Most Points Scored

Career Points

288	Nick Hayes, 2001-04
241	Kevin Thomason, 1992-95
240	Pat Green, 1991-94
212	Swyaze Waters, 2005-08
174	Derrick Ingram, 1991-94
168	Joe Webb, 2006-09
	Jake Ariens, 1996-99
162	Corey White, 2003-06
156	Roddy White, 2001-04
153	Ty Long, 2011-12
146	Rhett Gallego, 1998-01
135	Josh Zahn, 2009-10
132	Frantrell Forrest, 2007-10
121	Swyaze Waters, 2005-08

Single-Season Points

87	Swyaze Waters, 2007
86	Kevin Thomason, 1993
84	Darrin Reaves, 2012
	Nick Hayes, 2004
	Roddy White, 2004
	Derrick Ingram, 1994
81	Ty Long, 2012
	Swyaze Waters, 2008
80	Nick Hayes, 2002
	Rhett Gallego, 2000
79	Parker Mullins, 2005
77	Josh Zahn, 2009
	Nick Hayes, 2003

Single-Game Points

24	Keith Roland vs. Louisiana-Lafayette, 1996 (4 TDs)
	Derrick Ingram at Prairie View A&M, 1994 (4 TDs)
18	Darrin Reaves at Tulane, 2012 (3 TDs)
	Darrin Reaves vs. Tulsa, 2012 (3 TDs)
	Mike Jones at Southern Miss, 2010 (3 TDs)
	Jackie Williams vs. Troy, 2010 (3 TDs)
	Joe Webb at Tulane, 2008 (3 TDs)
	Joe Webb vs. Memphis, 2008 (3 TDs)
	Corey White vs. Memphis, 2006 (3 TDs)
	Corey White vs. South Florida, 2004 (3 TDs)

UAB

2013 FOOTBALL

UAB Records

..... Reggie Lindsey at UTEP, 2005 (3 TDs)
 Roddy White vs. Memphis, 2004 (3 TDs)
 Willie Quinnie at Army, 2002 (3 TDs)
 Daniel Dixon at Louisiana-Lafayette, 1997 (3 TDs)
 Carl Sanders vs. Charleston Southern, 1996 (3 TDs)
 Robert Davis vs. Louisiana Tech, 1996 (3 TDs)
 Pat Green vs. Charleston Southern, 1994 (3 TDs)
 Pat Green at Charleston Southern, 1993 (3 TDs)
 Pat Green at Clinch Valley, 1992 (3 TDs)
 David Thornton vs. Miles, 1992 (3 TDs)
 Pat Green at Charleston Southern, 1991 (3 TDs)
 Pat Green at Hampden-Sydney, 1991 (3 TDs)

Most Points Scored By Kicking

Career Points

288 Nick Hayes, 2001-04
 241 Kevin Thomason, 1992-95
 212 Swayze Waters, 2005-08
 168 Jake Arians, 1996-99
153 **Ty Long, 2011-12**
 146 Rhett Gallego, 1998-01

Single-Season Points

87 Swayze Waters, 2007
 86 Kevin Thomason, 1993
 84 Nick Hayes, 2004
81 **Ty Long, 2012**
 81 Swayze Waters, 2008
 80 Nick Hayes, 2002
 Rhett Gallego, 2000
 79 Parker Mullins, 2005
 77 Josh Zahn, 2009
 Nick Hayes, 2003
72 **Ty Long, 2011**
 67 Kevin Thomason, 1994
 58 Josh Zahn, 2010
 52 Jake Arians, 1999
 49 Kevin Thomason, 1992

Single-Game Points

16 Swayze Waters vs. Alcorn State, 2007 (5 fg, 1 xp)
 15 Swayze Waters at UCF, 2008 (5 fg)
 Nick Hayes vs. Houston, 2002 (3 fg, 6 xp)
 Rhett Gallego vs. Southern Miss, 2000 (3 fg, 3 xp)
 13 Parker Mullins at Memphis, 2005 (3 fg, 4 xp)
 12 Josh Zahn vs. Southern Miss, 2009 (3 fg, 3 xp)
 Swayze Waters at Tulsa, 2007 (3 fg, 3 xp)
 Kevin Thomason vs. Charleston Southern, 1994 (2 fg, 4 xp)
 Kevin Thomason at Miss. Valley State, 1993 (3 fg, 3 xp)

Most Touchdowns Scored

Career Touchdowns

39 Pat Green, 1991-94
 29 Derrick Ingram, 1991-94
 28 Joe Webb, 2006-09
 27 Corey White, 2003-06
 26 Roddy White, 2001-04
 22 Frantrell Forrest, 2007-10
 17 Cedrick Buchannon, 1992-95
16 **Darrin Reaves, 2011-12**
 13 Daniel Dixon, 1997-00
 Jegil Dugger, 1998-01
 12 Dan Burks, 2002-05

Single-Season Touchdowns

14 **Darrin Reaves, 2012**
 Roddy White, 2004
 Derrick Ingram, 1994
 Pat Green, 1991
 12 Joe Webb, 2009
 11 Joe Webb, 2008
 Pat Green, 1993
 9 Pat Green, 1994
 8 Corey White, 2006
 Corey White, 2004
 Keith Roland, 1996
 Pat Green, 1992
 7 Corey White, 2005
 Roddy White, 2003
 Kevin Drake, 1997
 Cedrick Buchannon, 1995

Single-Game Touchdowns

4 Norris Drinkard at Tulane, 2004 (3 rush, 1 rec)
 Keith Roland vs. SW Louisiana, 1996 (2 rush, 2 rec)
 4 Derrick Ingram at Prairie View A&M, 1994 (4 rec)
3 **Darrin Reaves vs. Tulsa, 2012 (3 rush)**
 **Darrin Reaves at Tulane, 2012 (3 rush)**
 Mike Jones at Southern Miss, 2010 (3 rec)
 **Jackie Williams vs. Troy, 2010 (1 rush, 2 rec)**
 Joe Webb at Tulane, 2008 (3 rush)
 Joe Webb vs. Memphis, 2008 (3 rush)
 Corey White vs. Memphis, 2006 (3 rush)
 Reggie Lindsey at UTEP, 2005 (3 rec.)
 Corey White vs. South Florida, 2004 (3 rush)
 Roddy White vs. Memphis, 2004 (3 rec)
 Willie Quinnie at Army, 2002 (3 rec)
 Daniel Dixon at Louisiana-Lafayette, 1997 (3 rush)
 Carl Sanders vs. Charleston Southern, 1996 (3 rush)
 Robert Davis at Louisiana Tech, 1996 (3 rush)
 Pat Green vs. Charleston Southern, 1994 (2 rush, 1 rec)
 Pat Green at Charleston Southern, 1993 (3 rush)
 Pat Green at Clinch Valley, 1992 (3 rush)
 David Thornton vs. Miles, 1992 (3 rush)
 Pat Green at Charleston Southern, 1991 (2 rush, 1 rec)
 Pat Green at Hampden-Sydney, 1991 (3 rush)

Single-Game Rushing Touchdowns

3 Joe Webb at Tulane, 2008 (3 rush)
 Joe Webb vs. Memphis, 2008 (3 rush)
 Corey White vs. Memphis 2006
 Norris Drinkard at Tulane, 2004
 Corey White vs. South Florida, 2004
 Daniel Dixon at Louisiana-Lafayette, 1997
 Carl Sanders vs. Charleston Southern, 1996
 Robert Davis at Louisiana Tech, 1996
 Pat Green at Charleston Southern, 1993
 Pat Green at Clinch Valley, 1992
 David Thornton vs. Miles, 1992
 Pat Green at Hampden-Sydney, 1991

UAB

2013 FOOTBALL

UAB Records

..... Pat Green vs. Charleston Southern, 1994 (2 rush, 1 rec)
 Pat Green at Charleston Southern, 1993 (3 rush)
 Pat Green at Clinch Valley, 1992 (3 rush)
 David Thornton vs. Miles, 1992 (3 rush)
 Pat Green at Charleston Southern, 1991 (2 rush, 1 rec)
 Pat Green at Hampden-Sydney, 1991 (3 rush)

Single-Game Rushing Touchdowns

3 **Darrin Reaves vs. Tulsa, 2012 (3 rush)**
 **Darrin Reaves at Tulane, 2012 (3 rush)**
 Joe Webb at Tulane, 2008 (3 rush)
 Joe Webb vs. Memphis, 2008 (3 rush)
 Corey White vs. Memphis 2006
 Norris Drinkard at Tulane, 2004
 Corey White vs. South Florida, 2004
 Daniel Dixon at Louisiana-Lafayette, 1997
 Carl Sanders vs. Charleston Southern, 1996
 Robert Davis at Louisiana Tech, 1996
 Pat Green at Charleston Southern, 1993
 Pat Green at Clinch Valley, 1992
 David Thornton vs. Miles, 1992
 Pat Green at Hampden-Sydney, 1991

Single-Game Receiving Touchdowns

4 Derrick Ingram at Prairie View A&M, 1994
 3 Mike Jones at Southern Miss, 2010
 Reggie Lindsey at UTEP, 2005
 Roddy White vs. Memphis, 2004
 Willie Quinnie at Army, 2002
 2 by many players

Most Field Goals

Career Field Goals

57 Nick Hayes, 2001-04
 50 Swayze Waters, 2005-08
 39 Kevin Thomason, 1992-95
30 **Ty Long, 2011-12**
 Rhett Gallego, 1998-01
 29 Jake Arians, 1996-99

Single-Season Field Goals

22 Swayze Waters, 2007
 19 Swayze Waters, 2008
 19 Rhett Gallego, 2000
 17 Nick Hayes, 2003
 17 Nick Hayes, 2002
16 **Ty Long, 2011**
 15 Kevin Thomason, 1993
14 **Ty Long, 2012**
 Josh Zahn, 2009
 Parker Mullins, 2005

Single-Game Field Goals

5 Swayze Waters at UCF, 2008
 Swayze Waters vs. Alcorn State, 2007
 4 Rhett Gallego vs. Louisiana-Lafayette, 2000
3 **Ty Long at Troy, 2011**
 Swayze Waters at Michigan State, 2007
 Swayze Waters at Tulsa, 2007
 Swayze Waters at SMU, 2006
 Swayze Waters at UCF, 2006
 Parker Mullins at Memphis, 2005
 Parker Mullins at East Carolina, 2005
 Nick Hayes at Cincinnati, 2004
 Nick Hayes vs. Troy State, 2003

..... Nick Hayes at USF, 2003
 Nick Hayes vs. Houston, 2002
 Nick Hayes vs. East Carolina, 2002
 Nick Hayes at Cincinnati, 2002
 Jake Arians vs. East Carolina, 1999
 Rhett Gallego vs. Southern Miss, 2000
 Rhett Gallego at East Carolina, 2000
 Kevin Thomason vs. Western Kentucky, 1994
 Kevin Thomason at Wofford, 1993
 Kevin Thomason at Miss. Valley State, 1993


Longest Field Goals

54 **Ty Long at Ohio State, 2012**
53 **Ty Long vs. Southeastern Louisiana, 2012**
 52 Swayze Waters vs. Alcorn State, 2007
 Swayze Waters at Tulsa, 2007
 Kevin Thomason vs. Mississippi Valley State, 1994
 51 Josh Zahn vs. Southern Miss, 2009
 50 Swayze Waters at Houston, 2008
 Swayze Waters at Michigan State, 2007
 Nick Hayes vs. Army, 2003
 Nick Hayes vs. TCU, 2001
 Kevin Thomason vs. Butler, 1994

Field Goal Accuracy

Career Field Goal Percentage

.833 **Ty Long, 2011-12 (30-36)**
 .781 Swayze Waters, 2006-08 (50-64)
 .770 Nick Hayes, 2001-04 (57-74)
 .727 Parker Mullins, 2003-06 (16-22)
 .714 Rhett Gallego, 1998-01 (30-42)
 .684 Kevin Thomason, 1992-95 (39-57)



Rhett Gallego

UAB

2013 FOOTBALL

UAB Records

Single-Season Field Goal Percentage

1.00	Rhett Gallego, 1998 (7-7)
1.00	Rhett Gallego, 2001 (14-14)
.850	Nick Hayes, 2003 (17-20)
.842	Ty Long, 2011 (16-19)
.824	Ty Long, 2012 (14-17)
.800	Jake Arians, 1999 (12-15)
.792	Swayze Waters, 2008 (19-24)
.792	Rhett Gallego, 2000 (19-24)
.789	Kevin Thomason, 1993 (15-19)
.786	Swayze Waters, 2007 (22-28)
.778	Parker Mullins, 2005 (14-18)
.773	Nick Hayes, 2002 (17-22)
.765	Nick Hayes, 2004 (13-17)
.750	Swayze Waters, 2006 (9-12)
.750	Kevin Thomason, 1994 (12-16)

Points After Touchdowns

Career PATs

124	Kevin Thomason, 1992-95
117	Nick Hayes, 2001-04
81	Jake Arians, 1996-99
63	Ty Long, 2011-12
62	Josh Zahn, 2009-10
56	Rhett Gallego, 1998-01
52	Swayze Waters, 2005-08
	Parker Mullins, 2003-06

Single-Season PATs

45	Nick Hayes, 2004
40	Kevin Thomason, 1993
39	Ty Long, 2012
37	Josh Zahn, 2010
	Parker Mullins, 2005
35	Josh Zahn, 2009
31	Kevin Thomason, 1994
29	Nick Hayes, 2002
27	Kevin Thomason, 1995
26	Nick Hayes, 2003
	Jake Arians, 1996
25	Kevin Thomason, 1992
24	Ty Long, 2011
	Swayze Waters, 2008
	Jake Arians, 1997

Single-Game PATs


8	Josh Zahn vs. Florida Atlantic, 2009
	Nick Hayes vs. Baylor, 2004
7	Ty Long vs. Southeastern Louisiana, 2012
	Nick Hayes at Tulane, 2004
	Jake Arians vs. Charleston Southern, 1996
	Kevin Thomason vs. Knoxville College, 1995
	Kevin Thomason vs. Prairie View A&M, 1993
	Kevin Thomason vs. Morehead State, 1993
6	Ty Long vs. Tulsa, 2012
	Ty Long at Tulane, 2012
	Swayze Waters vs. Alabama State, 2008
	Parker Mullins vs. Rice, 2005
	Nick Hayes at Hawaii, 2004
	Nick Hayes vs. Houston, 2002
	Rhett Gallego vs. UT Martin, 1998
	Jake Arians vs. Arkansas State, 1996
	Kevin Thomason vs. Prairie View A&M, 1994
	Kevin Thomason at Charleston Southern, 1993

Career PAT Percentage

.967	Nick Hayes, 2001-04 (117-121)
.963	Parker Mullins, 2003-06 (52-54)
.955	Ty Long, 2011-12 (63-66)
.947	Josh Zahn, 2009-10 (72-76)
.942	Jake Arians, 1996-99 (81-86)
.949	Rhett Gallego, 1998-01 (42-45)
.921	Josh Zahn, 2009 (35-38)
.912	Swayze Waters, 2006-08 (52-57)
.849	Kevin Thomason, 1992-95 (124-146)

Single-Season PAT Percentage

1.00	Parker Mullins, 2005 (37-37)
	Jake Arians, 1998 (14-14)
	Jake Arians, 1997 (24-24)
	Nick Hayes, 2002 (29-29)
	Nick Hayes, 2001 (17-17)
	Rhett Gallego, 2001 (14-14)
.974	Josh Zahn, 2010 (37-38)
.963	Nick Hayes, 2003 (26-27)
.960	Ty Long, 2011 (24-25)
.958	Rhett Gallego, 2000 (23-24)
.951	Ty Long, 2012 (39-41)
.941	Jake Arians, 1999 (16-17)
.938	Nick Hayes, 2004 (45-48)
.932	Kevin Thomason, 1993 (41-44)
.921	Josh Zahn, 2009 (35-38)
.913	Swayze Waters, 2007 (21-23)
.897	Jake Arians, 1996 (26-29)



Jake Arians

Longest Scoring Plays

Rushing

72	Percy Coleman vs. Louisiana-Monroe, 1999
71	Joe Webb vs. Rice, 2009
69	Dan Burks vs. Baylor, 2004
65	Joe Webb vs. Florida Atlantic, 2009
62	Ernest Ross at Louisiana-Lafayette, 1997
58	Carl Sanders vs. Louisiana-Lafayette, 1996
57	Cedric Thatch vs. Tennessee Tech, 1998
57	Carl Sanders vs. Arkansas State, 1996
54	Pat Green vs. Charleston Southern, 1992
53	Joe Webb vs. UCF, 2009
	Joe Webb at UTEP, 2009
49	Daniel Dixon at Louisiana-Lafayette, 1997
49	Pat Green vs. Butler, 1994

Passing

95	Darrell Hackney to Roddy White vs. Cincinnati, 2003
95	John Whitcomb to Derrick Ingram vs. Jacksonville St., 1994
94	Darrell Hackney to Willie Quinnie vs. East Carolina, 2002
91	Chris Williams to Nick Coon vs. Army, 2003
89	Darrell Hackney to Reggie Lindsey vs. SMU, 2005
80	Lee Jolly to Percy Coleman vs. Louisiana-Lafayette, 1998
79	Daniel Dixon to Darrius Malone vs. Houston, 1999
77	Joe Webb to Nick Adams, 2009
76	Jonathan Perry to Patrick Hearn at UCF, 2012
75	Austin Brown to Jamarcus Nelson vs. Tulsa, 2012
74	Chris Bradford to Derrick Ingram vs. Clinch Valley, 1991
72	Bryan Ellis to Patrick Hearn vs. Memphis, 2010
71	Chris Williams to Willie Edwards at Rice, 2006
70	Darrell Hackney to Reggie Lindsey at UTEP, 2005
69	Darrell Hackney to Reggie Lindsey vs/ Rice, 2005
68	Lee Jolly to Kevin Drake vs. Tennessee Tech, 1997
67	Jeff Aaron to Leron Little vs. Army, 2000
	John Whitcomb to Derrick Ingram vs. Morehead St., 1993
66	Bryan Ellis to Jamarcus Nelson, at Tulsa, 2011
	John Whitcomb to Derrick Ingram vs. Butler, 1993
64	Chris Bradford to Chip Harris vs. Gallaudet, 1992
62	Alvin Stokes to Omar Parker vs. Miles College, 1995

Interception Returns

99	Marquis Coleman at UTEP, 2009
96	Adrian Singleton at Cincinnati, 1999
91	Rodregis Brooks vs. East Carolina, 1999
87	Dwight Platt vs. UT Martin, 1998
85	Izell Reese at Arkansas State, 1997
72	Wes Foss at Army, 2000
68	Terry Dollerson vs. Dayton, 1993
52	T.J. Ballou vs. Troy, 2011
	Jamie Bender at Southern Miss, 2010
46	Dainon Sidney at Louisiana-Lafayette, 1997
	Dio Hill vs. TCU, 2001
43	Thurman Pearson vs. Houston, 2001
40	Hiram Atwater vs. Southern Miss, 2009
38	Michael Mills at Morehead State, 1994
36	Marvin Burdette vs. Southeastern Louisiana, 2012
	Matt Taylor at Tulane, 2008

Kickoff Returns


92	Nick Adams vs. Tulane, 2011
92	Frantrell Forrest vs. Tulane, 2007
90	Frantrell Forrest vs. Tulsa, 2008
82	Darrin Reaves vs. Hastings, 1991
44	Jason Southall vs. Louisville, 2002
42	Derrick Ingram vs. Morehead State, 1994

Fumble Returns

91	Chris Brown vs. Troy State, 2002
67	Brandon Register at Southern Miss, 2006
44	Chris Felder at UCF, 2006
42	Pat Burchfield at Kansas, 2000
36	Andrew Kopecky vs. Army, 2001

Punt Returns

83	Cedrick Buchannon vs. Lindenwood, 1992
79	Jackie Williams vs. Marshall, 2012
77	Cedrick Buchannon vs. Wofford, 1995
68	Cedrick Buchannon vs. Charleston Southern, 1995
67	Reggie Lindsey at Mississippi State, 2004
60	Willie Quinnie at Tulane, 2002
58	Kevin Sanders at Marshall, 2007



Reggie Lindsey had a 67-yard punt return for a touchdown in the Blazers' 27-13 win at Mississippi State in 2004.

UAB

2013 FOOTBALL

UAB Records

Most Tackles

Career Tackles

406	Marvin Burdette, 2009-12
372	Zac Woodfin, 2001-04
321	Nigel Eldridge, 2001-04
294	Joe Henderson, 2005-08
290	Will Dunbar, 2005-08
289	Alan Willis, 1994-97
276	Izell Reese, 1994-97
274	Josh Evans, 1991-94
266	Wayne White, 1991-94
253	Adrian Singleton, 1998-01
251	Brian Smith, 1996-98
246	Chris Brown, 1999-02
224	Drew Lofstad, 1992-95
223	Dominique Cosper, 2002-05
222	Shamar Abrams, 2001-04
213	Jamie Bender, 2010-11

Single-Season Tackles

157	Marvin Burdette, 2012
149	Zac Woodfin, 2003
128	Nigel Eldridge, 2003
122	Will Dunbar, 2007
120	Zac Woodfin, 2002
119	Jamie Bender, 2011
114	Marvin Burdette, 2010
	Brian Smith, 1997
110	Rod Taylor, 2001
109	Joe Henderson, 2007
104	Nigel Eldridge, 2002
102	Dominique Cosper, 2004
99	Thurman Pearson, 2002
96	Zac Woodfin, 2004
94	Jamie Bender, 2010
	Alan Willis, 1996
93	Alan Willis, 1997
92	Marvin Burdette, 2011
	Avery Warner, 2001
	Kris Neal, 1999
	Kris Neal, 1998

Single-Game Tackles

24	Marvin Burdette at Tulane, 2012
21	Josh Evans at Tennessee Wesleyan, 1992
20	Marvin Burdette vs. Marshall, 2010
	Rod Taylor at Southern Miss., 2001
	Perry Collier at Middle Tennessee State, 1995
18	Nigel Eldridge at TCU, 2003
	Izell Reese at Western Kentucky, 1995
17	Marvin Burdette vs. Marshall, 2012
	Marvin Burdette vs. East Carolina, 2012
	Marvin Burdette at Houston, 2012
	Marvin Burdette at Rice, 2010
	Will Dunbar vs. Houston, 2007
	Will Dunbar at Florida State, 2007
	Shannon Monroe at Cincinnati, 1997
	Rod Taylor at Southern Miss., 2001
	Brian Smith at Arizona, 1997
	Alan Willis at Maryland, 1996
	Alan Willis vs. Jacksonville State, 1995

Career Solo Tackles

236	Marvin Burdette, 2009-12
224	Zac Woodfin, 2001-04
180	Izell Reese, 1994-97

179	Nigel Eldridge, 2001-03
176	Chris Brown, 1999-02
173	Alan Willis, 1994-97
169	Will Dunbar, 2005-08
168	Dominique Cosper, 2002-04
166	Wayne White, 1991-94
165	Josh Evans, 1991-94
164	Joe Henderson, 2005-08
162	Adrian Singleton, 1998-01
147	Brian Smith, 1996-98
143	Dominique Cosper, 2002-05
142	Jamie Bender, 2010-11
137	Drew Lofstad, 1992-95

Single-Season Solo Tackles

99	Zac Woodfin, 2003
90	Marvin Burdette, 2012
77	Marvin Burdette, 2010
74	Zac Woodfin, 2002
73	Thurman Pearson, 2002
72	Dominique Cosper, 2004
	Brian Smith, 1997
71	Avery Warner, 2001
69	Jamie Bender, 2011
	Will Dunbar, 2007
	Nigel Eldridge, 2002
66	Rod Taylor, 2001
65	Kerry Frazier, 1995
63	Alan Willis, 1997
61	Nigel Eldridge, 2003
	Wayne White, 1993

Single-Game Solo Tackles

17	Rod Taylor at Southern Miss., 2001
16	Brian Smith at Arizona, 1997
14	Alan Willis vs. Louisiana Tech, 1997
13	Marvin Burdette vs. Marshall, 2010
12	Thurman Pearson at Army, 2002
	Avery Warner vs. Cincinnati, 2001
	Kerry Frazier vs. Wofford, 1995
	Terry Dollerson vs. Jacksonville State, 1994
	Drew Lofstad vs. Western Kentucky, 1994
	Josh Evans at Butler, 1993
	Wayne White vs. Evangel, 1991
	Wayne White at Millsaps, 1991
11	Marvin Burdette at Rice, 2010
	Jamie Bender at Mississippi State, 2010
	Will Dunbar at Florida State, 2007
	Zac Woodfin vs. Army, 2003
	Gaylon Black vs. Troy State, 2002
	Kris Neal at Louisville, 1999
	Brian Smith at Virginia Tech, 1997
	Alan Willis at Kansas, 1997

Career Assists

170	Marvin Burdette, 2009-12
148	Zac Woodfin, 2001-04
142	Nigel Eldridge, 2001-04
130	Joe Henderson, 2005-08
121	Will Dunbar, 2005-08
116	Alan Willis, 1994-97
109	Josh Evans, 1991-94
103	Marvin Burdette, 2009-11
100	Brian Smith, 1996-98
	Shamar Abrams, 2001-04, Wayne White, 1991-94
96	Izell Reese, 1994-97
91	Adrian Singleton, 1998-01

UAB

2013 FOOTBALL

UAB Records



Bryan Thomas

..... Drew Lofstad at Western Kentucky, 1993
 Drew Lofstad vs. Miles, 1993
 Alan Spooner at Western Kentucky, 1993

Most Sacks

Career Sacks

36..... Bryan Thomas, 1998-01
 29..... Rodney Foster, 1991-94
 23..... Larry McSwain, 2004-06
 20..... Josh Evans, 1991-94
 Robert Leslie, 1993-95
 18..... Bryant Turner, 2007-10
 16..... Eddie Freeman, 1998-01
 14..... Jermaine McElveen, 2003-05

Single-Season Sacks

14..... Bryan Thomas, 2001
 13..... Larry McSwain, 2004
 Robert Leslie, 1995
 12..... Rodney Foster, 1993
 10..... Bryan Thomas, 2000
 9..... Josh Evans, 1993
 8..... Rodney Foster, 1991
 7..... Bryant Turner, 2010
 6..... Larry McSwain, 2006
 Jermaine McElveen, 2003
 Eddie Freeman, 2000
 Bryan Thomas, 1998

Single-Game Sacks

4..... Josh Evans at Butler, 1993
 Rodney Foster at Washington & Lee, 1991
 3..... On Several Occasions

Most Tackles For Loss

Career Tackles For Loss

56..... Bryan Thomas, 1998-01
 45..... Josh Evans, 1991-94
 Rodney Foster, 1991-94
 38..... Bryant Turner, 2007-10
 37..... Zac Woodfin, 2001-04
 36..... Curtis Jeter, 1995-98
 33..... Larry McSwain, 2004-06
 32..... Joe Henderson, 2005-08
 29..... Elliott Henigan, 2008-11
 28..... Robert Leslie, 1993-95
 27..... Marvin Burdette, 2009-12
 Brian Smith, 1996-98
 26..... Eddie Freeman, 1998-01
 Sterrick Morgan, 1995-98
 24..... Wayne White, 1991-94
 20..... Rusty Coulter, 1992-94
 Rodney Jones, 1998-01
 Rod Taylor, 2000-01
 Marlon Bush, 1998-01

Single-Season Tackles For Loss

21..... Bryan Thomas, 2001
 18..... Zac Woodfin, 2002
 16..... Elliott Henigan, 2010
 Robert Leslie, 1995
 Bryan Thomas, 2000
 Josh Evans, 1993
 Rodney Foster, 1993

Single-Season Assists

67..... Marvin Burdette, 2012
 Nigel Eldridge, 2003
 62..... Joe Henderson, 2007
 53..... Will Dunbar, 2007
 50..... Zac Woodfin, 2003
 49..... Adrian Abrams, 2000
 46..... Zac Woodfin, 2002
 45..... Marvin Burdette, 2011
 45..... Kris Neal, 1998
 44..... Rod Taylor, 2001
 43..... Zac Woodfin, 2004
 42..... Brian Smith, 1997
 Alan Willis, 1996

Single-Game Assists

14..... Shannon Monroe at Cincinnati, 1997
 12..... Marvin Burdette at Houston, 2012
 11..... Zac Woodfin vs. Houston, 2004
 10..... Joe Henderson vs. Houston, 2007
 Nigel Eldridge at TCU, 2003
 Scott King at Virginia Tech, 1999
 Perry Collier at Middle Tennessee State, 1995
 Alan Willis at Western Kentucky, 1995
 Josh Evans at Tennessee Wesleyan, 1992
 Josh Evans at Ferrum, 1992
 Alan Spooner at Ferrum, 1992
 9..... Will Dunbar vs. Alcorn State, 2007
 Joe Henderson vs. Southern Miss, 2007
 Izell Reese at Western Kentucky, 1995

UAB

2013 FOOTBALL

UAB Records

15.....	Adrian Abrams, 2000
14.....	Brian Smith, 1998
13.....	Joe Henderson, 2008
13.....	Otis Leverette, 2000
.....	Curtis Jeter, 1998
.....	Josh Evans, 1994
12.....	Ernest Respress, 2005
.....	Rod Taylor, 2001
.....	Kris Neal, 1999

Single-Game Tackles For Loss

4.....	Ernest Respress vs. SMU, 2005
.....	Larry McSwain vs. Baylor, 2004
.....	Larry McSwain vs. Houston, 2004
.....	Ernest Respress vs. SMU, 2005
.....	Eddie Freeman vs. East Carolina, 1999
.....	Curtis Jeter vs. UT Martin, 1998
.....	Robert Leslie at North Texas, 1995
.....	Jackie Hurst vs. Wofford, 1995
.....	Josh Evans at Butler, 1993
.....	Rusty Coulter at Wofford, 1993
.....	Rodney Foster vs. Millsaps, 1992

Interceptions

Career Interceptions

16.....	Don Blackmon, 1991-94
15.....	Kevin Sanders, 2005-08
14.....	Rodregis Brooks, 1996-99
10.....	Tommy Harrison, 1991-94
9.....	Chris Brown, 1999-02
.....	Dainon Sidney, 1996-97
8.....	Will Dunbar, 2005-08
7.....	Marquis Coleman, 2008-11
.....	Wes Foss, 1998-01
.....	Izell Reese, 1994-97

Single-Season Interceptions

9.....	Rodregis Brooks, 1999
7.....	Kevin Sanders, 2008
.....	Don Blackmon, 1993
5.....	Dainon Sidney, 1996
.....	Tommy Harrison, 1993
.....	Don Blackmon, 1991
4.....	Chris Brown, 2002
.....	Dwight Platt, 1998
.....	Dainon Sidney, 1997
.....	Izell Reese, 1994
.....	Jody Evans, 1993

Single-Game Interceptions

3	Don Blackmon vs. Lane, 1992
2.....	Marquis Coleman vs. UCF, 2009
.....	Brandon Carlisle at South Carolina, 2008
.....	Kevin Sanders at Tulane, 2008
.....	Kevin Sanders at Tulsa, 2007
.....	Brandon Register at Tennessee, 2005
.....	Adrian Singleton at LSU, 2000
.....	Kris Neal at Cincinnati, 1999
.....	Rodregis Brooks at Virginia Tech, 1999
.....	Dwight Platt vs. UT Martin, 1998
.....	Omar Parker vs. Louisiana-Lafayette, 1996
.....	Dainon Sidney vs. Western Kentucky, 1996

Career Interception Yards

173.....	Marquis Coleman, 2008-11 (7 Int.)
----------	-----------------------------------

149.....	Rodregis Brooks, 1996-99 (14 Int.)
135.....	Izell Reese, 1994-97 (7 Int.)
126.....	Will Dunbar, 2005-08 (8 Int.)
119.....	Dwight Platt, 1998 (4 Int.)
112.....	Adrian Singleton, 1998-01 (5 Int.)
105.....	Kevin Sanders, 2005-08 (15 Int.)
102.....	Wes Foss, 1998-01 (7 Int.)
97.....	Omar Parker, 1995-98 (4 Int.)
91.....	Terry Dollerson, 1991-94 (3 Int.)
89.....	Don Blackmon, 1991-94 (16 Int.)

Single-Season Interception Yards

152.....	Rodregis Brooks, 1999 (9 Int.)
130.....	Izell Reese, 1997 (2 Int.)
119.....	Dwight Platt, 1998 (4 Int.)
100.....	Marquis Coleman, 2009 (3 Int.)
96.....	Adrian Singleton, 1999 (2 Int.)
72.....	Wes Foss, 2000 (3 Int.)
68.....	T.J. Ballou, 2011 (2 Int.)
.....	Terry Dollerson, 1993 (1 Int.)
60.....	Dainon Sidney, 1996 (5 Int.)
59.....	Tommy Harrison, 1993 (5 Int.)
57.....	Kris Neal, 1998 (2 Int.)

Single-Game Interception Yards

99.....	Marquis Coleman at UTEP, 2009
96.....	Adrian Singleton at Cincinnati, 1999
91.....	Rodregis Brooks vs. East Carolina, 1999
85.....	Dwight Platt vs. UT Martin, 1998
85.....	Izell Reese at Arkansas State, 1997
72.....	Wes Foss at Army, 2000
68.....	Terry Dollerson vs. Dayton, 1993

Career Avg. Yards Per Interception Return

24.71.....	Marquis Coleman, 2008-11 (7-173)
20.20.....	T.J. Ballou, 2010-11 (5-101)
19.29.....	Izell Reese, 1994-97 (7-135)
15.75.....	Will Dunbar, 2005-08 (8-126)
14.57.....	Wes Foss, 1998-01 (7-102)
10.64.....	Rodregis Brooks, 1996-99 (14-149)

Single-Season Average Yards

Per Interception Return

34.00.....	T.J. Ballou, 2011 (2-68)
33.33.....	Marquis Coleman, 2009 (3-100)
29.67.....	Dwight Platt, 1998 (4-119)
24.00.....	Wes Foss, 2000 (3-72)
20.50.....	Joe Henderson, 2007 (2-41)
17.00.....	Will Dunbar, 2008 (2-34)
16.99.....	Rodregis Brooks, 1999 (9-152)
16.00.....	Chase Daniel, 2009 (3-48)

Career Interception Returns For Touchdowns

2.....	Dainon Sidney, 1996-97
.....	Dwight Platt, 1998
1.....	Marvin Burdette, 2009-12
.....	T.J. Ballou, 2011
.....	Jamie Bender, 2011
.....	Marquis Coleman, 2009
.....	Hiram Atwater, 2009
.....	Matt Taylor, 2008
.....	Will Dunbar, 2007
.....	Larry McSwain, 2004-05
.....	Will Evans, 2004-05
.....	Marcus Mark, 2004-05

UAB

2013 FOOTBALL

UAB Records

.....Gaylon Black, 2001-03
Dio Hill, 2001-03
Thurman Pearson, 2000-03
Rodregis Brooks, 1996-99
Adrian Singleton, 1998-01
Wes Foss, 1998-00
Izell Reese, 1996-97

Fumbles Recovered

Career Fumbles Recovered

7.....Greg Irvin, 2009-12
Jackie Hurst, 1991-95
Terry Dollerson, 1991-94
Wayne White, 1991-94
 4.....Marvin Burdette, 2009-12
T.J. Ballou, 2010-11
Josh Evans, 1991-94
Rodney Foster, 1991-94

Single-Season Fumbles Recovered

5.....Greg Irvin, 2011
 4.....T.J. Ballou, 2011
Wayne White, 1993
 3.....Shannan Dodson, 1992
Jackie Hurst, 1992

Single-Game Fumbles Recovered

4.....Greg Irvin at East Carolina, 2011
 2.....T.J. Ballou at Tulsa, 2011
James Lewis at Louisiana-Lafayette, 1997

Miscellaneous Statistics

Consecutive Starts — Career

48.....Jake Seitz, C, 2006-09
 43.....Kevin Thomason, PK, 1992-95
 41.....Wayne White, LB, 1991-94
 38.....Chris Brown, DB, 1999-02
Jake Arians, PK, 1996-99
 37.....Robert Porter, WB, 1991-94
 36.....Marvin Burdette, LB, 2009-12
Kevin Sanders, CB, 2005-08
Zac Woodfin, LB, 2001-04
 35.....Matt Batusic, C, 2002-05
 34.....Shamar Abrams, NG, 2001-04
 33.....Nigel Eldridge, LB, 2001-04
Brian Smith, LB, 1996-98

Overall Starts — Career

48.....Jake Seitz, C, 2006-09
 44.....Terence Edge, OL, 2007-11
 43.....Jake Arians, PK, 1996-99
Kevin Thomason, PK, 1992-95
 42.....Matt McCants, OT, 2007-11
 42.....Nick Hayes, PK, 2001-04
Chris Brown, DB, 1999-02
 41.....Kevin Sanders, CB, 2005-08
Johnny Rea, OL, 1994-97
Wayne White, LB, 1991-94
 40.....Cedrick Buchannon, WR, 1992-95
 38.....Marvin Burdette, LB, 2009-12
 38.....Darrell Hackney, QB, 2002-05
Izell Reese, SS, 1994-97
 37.....Jeffery Anderson, TE, 2007-10
Don Blackmon, DB, 1991-94

.....Josh Evans, DT, 1991-94
Robert Porter, WB, 1991-94
 36.....D.J. Reese, DT, 2007-10
Zac Woodfin, LB, 2001-04

Games Played — Career

49.....Caleb Thomas, OL, 2007-11
 48.....Marvin Burdette, LB, 2009-12
Jeffery Anderson, TE, 2007-10
Bryant Turner, DE, 2007-10
Jake Seitz, C, 2006-09
 47.....Mike Jones, WR, 2007-10
Swayze Waters, PK/P, 2005-08
 46.....Terence Edge, OL, 2007-11
Matt McCants, OT, 2007-11
D.J. Reese, DT, 2007-10
Matt Taylor, SAF, 2005-08
Carlos Hendricks, CB, 2001-05
Zac Woodfin, LB, 2001-04
 45.....Patrick Hearn, WR, 2009-12
Joe Henderson, LB, 2005-08
Roddy White, WR, 2001-04
Shamar Abrams, NG, 2001-04
Wilbert Hamilton, OL, 2000-03
Matt Batusic, C, 2002-05
 44.....Greg Irvin, LB, 2009-12
Elliott Henigan, 2008-11
Will Dunbar, 2005-08
 43.....Kevin Sanders, 2005-08
Nick Hayes, PK, 2001-04
Andy Galloway, OL, 2001-04
Jake Arians, PK, 1996-99
Kevin Thomason, PK, 1992-95
 42.....Larry Coachman, OL, 2000-03
Chris Brown, DB, 1999-02

Consecutive Games — Touchdown Run

6.....Pat Green (10/8 - 10/17/94)
 5.....Joe Webb (9/20 - 10/18/08)
 4.....Kendal Gibson (10/20 - 11/17/01)
Keith Roland (9/21 - 10/26/96)
 3.....Dan Burks (9/17 - 10/8/05)
Kendal Gibson (11/16 - 11/30/02)
Benji Morrow (9/19 - 10/3/98)
Keith Roland (9/9 - 9/23/95)
Daniel Dixon (10/30 - 11/20/99)

Consecutive Games — Touchdown Reception

5.....Roddy White (9/25 - 10/23/05)
 4.....Frantrell Forrest (11/7 - 11/28)
Roddy White (11/13 - 12/24/05)
 3.....Pat Shed (11/11 - 11/27)
Reggie Lindsey (11/1 - 11/19/05)
Roddy White (11/8 - 11/29/03)
Willie Quinnie (10/12 - 10/26/02)
Derrick Ingram (10/29 - 11/17/94)
Derrick Ingram (10/1 - 10/15/94)

Consecutive Games — Reception

35.....Jackie Williams (9/2/10-11/24/12)
 35.....Roddy White (9/7/02 - 12/24/05)
Derrick Ingram (10/26/91 - 11/19/94)
Cedrick Buchannon (10/23/93 - 11/14/95)
 18.....Reggie Lindsey (10/15/04 - 11/26/05)
 16.....Jeffery Anderson (10/27/07 - 11/22/08)
 14.....Frantrell Forrest (9/29/07 - 10/8/08)

Records By Class

Freshman

Rushing Attempts 196 - Pat Green, 1991
 Rushing Yards 833 - Pat Green, 1991
 Average Per Rush 5.41 - Chris Daniels, 1995
 Rushing Touchdowns 9 - Pat Green, 1991

Pass Attempts **355 - Austin Brown, 2012**
 Pass Completions **205 - Austin Brown, 2012**
 Passing Yards **2,673 - Austin Brown, 2012**
 Passing Touchdowns **15 - Austin Brown, 2012**

Receptions 49 - Frantrell Forrest, 2007
 Receiving Yards 563 - Frantrell Forrest, 2007
 Touchdown Receptions 5 - Frantrell Forrest, 2007
 Total Offensive Plays **417 - Austin Brown, 2012**
 Total Offensive Yards **2,436 - Austin Brown, 2012**
 Touchdowns Responsible For 16 - Darrell Hackney, 2002

Points Scored 84 - Pat Green, 1991

Sophomore

Rushing Attempts **215 - Darrin Reaves, 2012**
 Rushing Yards **1,037 - Darrin Reaves, 2012**
 Average Per Carry 10.65 - Thomas Banks, 1995
 Rushing Touchdowns **13 - Darrin Reaves, 2012**

Pass Attempts 209 - John Whitcomb, 1992
 209 - Darrell Hackney, 2003
 Pass Completions 112 - John Whitcomb, 1992
 Passing Yards **2,042 - Jonathan Perry, 2011**
 Passing Touchdowns **10 - Jonathan Perry, 2011**
 John Whitcomb, 1992

Receptions **58 - Jackie Williams, 2011**
 Receiving Yards **607 - Jackie Williams, 2011**
 Touchdown Receptions 5 - Derrick Ingram, 1992

Total Offensive Plays **392 - Jonathan Perry, 2011**
 Total Offensive Yards **2,336 - Jonathan Perry, 2011**
 Touchdowns Responsible For **13 - Jonathan Perry, 2011**
 Points Scored 86 - Kevin Thomason, 1993

Junior

Rushing Attempts 198 - Joe Webb, 2008
 198 - Pat Green, 1993
 Rushing Yards 1,154 - Carl Sanders, 1996
 Average Per Carry 6.87 - Carl Sanders, 1996
 Rushing Touchdowns 11 - Joe Webb, 2008

Pass Attempts 411 - Bryan Ellis, 2010
 Pass Completions 238 - John Whitcomb, 1993
 Passing Yards 3,070 - Darrell Hackney, 2004
 Passing Touchdowns 26 - Darrell Hackney, 2004

Receptions 76 - Derrick Ingram, 1993
 Receiving Yards 1,115 - Derrick Ingram, 1993

Touchdown Receptions 9 - Frantrell Forrest, 2009

Total Offensive Plays 551 - Joe Webb, 2008
 Total Offensive Yards Gained 3,388 - Joe Webb, 2008

Touchdowns Responsible For 28 - Darrell Hackney, 2004

Points Scored 80 - Rhett Gallego, 2000

Senior


Rushing Attempts 227 - Joe Webb, 2009
 Rushing Yards 1,427 - Joe Webb, 2009
 Average Per Carry 6.29 - Joe Webb, 2009
 Rushing Touchdowns 11 - Joe Webb, 2009

Pass Attempts 386 - Darrell Hackney, 2005
 Pass Completions 242 - Darrell Hackney, 2005
 Passing Yards 3,180 - Darrell Hackney, 2005
 Passing Touchdowns 22 - Darrell Hackney, 2005
 John Whitcomb, 1994

Receptions 83 - Derrick Ingram, 1994
 Receiving Yards 1,457 - Derrick Ingram, 1994
 Touchdown Receptions 14 - Roddy White, 2004

Total Offensive Plays 498 - Joe Webb, 2009
 Total Offensive Yards Gained 3,726 - Joe Webb, 2009
 Touchdowns Responsible For 32 - Joe Webb, 2009

Points Scored 84 - Roddy White, 2004
 84 - Derrick Ingram, 1994



Roddy White

UAB

2013 FOOTBALL

Opponents Records



The UAB defense held UL-Lafayette to 91 yards of total offense in the Sept. 30, 2000 game at Legion Field.



Note: The Following Are Individual Records By Opponents During The 21 Years Of NCAA-Sanctioned Intercollegiate Football Competition For UAB:

Rushing

Attempts 45 - Arnold Mickens, Butler, 1994
Yards 320 - Kevin Smith, UCF, 2007
Avg Per Rush 10.6 - Derek Joseph, Tulane, 1999 (5-53)
Touchdowns 4 on two occasions
(Last, Kevin Smith, UCF, 2007)
Long Run 85 - Jovon Jackson, Tulane, 2003

Passing

Attempts 58 - Kelly Robertson, Houston, 2001
Completions 33 - Jordan Palmer, UTEP, 2005
Yards Gained 466 - Ryan Griffin, Tulane, 2012
Tim Rattay, Louisiana Tech, 1999
Touchdowns 6 - Lester Ricard, Tulane, 2004
Long Pass 94 - Dylan Thompson to Damiere Byrd, S. Carolina, 2012

Receiving

Receptions 13 - Orlando Iglesias, Houston, 2001
13 - Maurice Avery, Memphis, 2003
Yards Gained 246 - Taylor Jacobs, Florida, 2002
Avg Per Reception 30.8 - Taylor Jacobs, 2002
Touchdowns 3 by several players
(Last, Johnnie Lee Higgins, UTEP, 2006)

Punting

Punts 12 on two occasions
Last Scot Simons, Arkansas State, 1997
Yards 600 - Chris Williams, Charleston Southern, 1996
Average 51.5 - Aaron Horne, UCF, 2006

Scoring

Points 24 on two occasions
(Last, Kevin Smith, UCF, 2007)
Touchdowns 4 on two occasions
(Last, Kevin Smith, UCF, 2007)
Pat Made 8 - Brian Mccord, Kansas, 1994
8 - Nick Beucher, Tulane, 2004
8 - Justin Ayat, Hawaii, 2004
FG Made 6 - Matt Hogan, Houston, 2012
Long FG 55 - Brandon Coutu, Georgia, 2006

Kickoff Returns

Returns 8 - Omari Thompson, Army, 2001
Yards 200 - Shane Turner, Rice, 2009
Average 34.0 - Dawayne Woods, Southern Miss, 2000
Touchdowns 1 on several occasions
(Last, Dwayne Harris, East Carolina, 2009)
Long Return 99 - Dwayne Harris, East Carolina, 2009

Punt Returns

Returns 8 - Tripp Higgins, Memphis, 1999
Yards 99 - Dorian Brew, Kansas, 1994
Avg Per Return 44.0 - Aris Comeaux, Army, 2002
Touchdowns 1 on seven occasions
(Last, Leodis McKelvin, Troy, 2005)
Long Return 88 - Aris Comeaux, Army, 2002

UAB

2013 FOOTBALL

Team Records

Total Offense

Most Plays 92 at Tennessee, 2010
 Fewest Plays 47 vs. Wofford, 1995
 Most Yards Gained 695 vs. Prairie View A&M, 1994
 Fewest Yards Gained 63 at Virginia Tech, 1999
 Highest Avg Gain Per Play 11.52 vs. Florida Atlantic, 2009
 Lowest Avg Gain Per Play 0.6 vs. Millsaps, 1991

Rushing

Most Rushes 73 vs. Charleston Southern, 1996
 Fewest Rushes 16 vs. Prairie View A&M, 1994
 Most Yards Gained 504 vs. Charleston Southern, 1996
 Fewest Yards Gained 0 vs. Alabama State, 1994
 Most TDs Scored Rushing 6 vs. Charleston Southern, 1996
 Highest Avg Gain Per Rush 7.4 vs. Louisiana-Monroe, 1996
 Lowest Avg Gain Per Rush 0.0 vs. Alabama State, 1994

Passing

Most Passes Attempted 60 at Tennessee, 2010
 Fewest Passes Attempted 13 at Louisiana-Lafayette, 1997
 Most Passes Completed 38 vs. Prairie View A&M, 1994
 Fewest Passes Completed 3 at Louisiana-Lafayette, 1997
 Most Passes Had Intercepted 4 vs. two occasions
 (Last vs. Houston, 2007)
 Most Attempts Without Interception 50 at Marshall, 2007
 Highest Pct. Of Completions 78.6 vs. Louisiana-Monroe, 1999 (11-14)
 Most Yards Gained 611 vs. Prairie View A&M, 1994
 Fewest Yards Gained 45 at Virginia Tech, 1999
 45 at Louisiana-Lafayette, 1997
 Most TD Passes 6 on two occasions (Last vs. Prairie View A&M, 1994)

Punting

Most Punts 12 vs. Millsaps, 1991
 Fewest Punts 1 on three occasions (Last vs. Louisiana-Monroe, 1999)
 Most Yards Punted 467 at Memphis, 2001
 Fewest Yards Punted 29 vs. Charleston Southern, 1995
 Highest Avg Per Punt (min. 3 punts) 48.6 at SMU, 2010

Punt Returns

Most Punts Returned 9 vs. Louisiana-Lafayette, 2000
 Fewest Punts Returned 0 on seven occasions
 (Last vs. East Carolina, 2010)
 Most Yards Punts Returned 118 vs. Lindenwood, 1992
 Fewest Yards Punts Returned -2 vs. Rice, 2009

Kickoff Returns

Most Kickoffs Returned . 10 vs. East Carolina, 2010; at Michigan State, 2007
 Fewest Kickoffs Returned 0 on four occasions
 (Last at UCF, 2008)
 Most Kickoff Yards Returned 232 at Michigan State, 2007
 Fewest Kickoff Yards Returned 0 on six occasions (Last at UCF, 2008)

Scoring

Most Points Scored 61 vs. Knoxville College, 1995
 Most Touchdowns Scored 9 vs. Knoxville College, 1995
 Most PATs By Kicking 8 vs. Baylor, 2004 and Florida Atlantic, 2009


Most Pats 8 vs. Baylor, 2004 and Florida Atlantic, 2009
 Most Field Goals 5 vs. Alcorn State, 2007; at UCF, 2008

Miscellaneous

Most First Downs 33 vs. Prairie View A&M 1994
 Fewest First Downs 5 vs. Millsaps 1991
 Most Yards Penalized 159 vs. Charleston Southern 1991
 Fewest Yards Penalized 10 vs. Troy State 1995
 Most Fumbles Lost 6 vs. Charleston Southern 1995
 Most Turnovers 7 vs. Charleston Southern 1995 (6 Fum, 1 Int)

Defense

Fewest Yards Allowed 72 by Charleston Southern, 1995
 Most Yards Allowed 695 by Tulsa, 2007
 Fewest Rushing Yards Allowed -37 by Washington & Lee, 1991
 Most Rushing Yards Allowed 463 by Southern Miss, 2008
 Fewest Passing Yards Allowed 0 by Tennessee Wesleyan, 1992
 Most Passing Yards Allowed 466 by Tulane, 2012
 466 by Louisiana Tech, 1999
 Fewest First Downs Allowed 5 by Lane, 1992
 Most First Downs Allowed 36 by UTEP, 2009
 Most Opponents' Fumbles Recovered 4 on two occasions
 (Last vs. Morehead State, 1993)
 Most Opponents' Turnovers 8 by Morehead State, 1994
 Most Passes Intercepted 5 vs. Morehead State, 1994
 Most Yards Interceptions Returned 110 vs. UT Martin, 1998
 Most Interceptions For Touchdowns 1 on 16 occasions
 (Last vs. Southeastern Louisiana, Marvin Burdette, 2012)
 Fewest Plays Allowed 43 by Western Kentucky, 1996
 Most Plays Allowed 93 by Houston, 2007)



Bryan Thomas

All-Time Superlatives

Offense

Most Yards Gained Rushing

504	vs. Charleston Southern, 1996
405	vs. Louisiana-Lafayette, 1997
381	vs. Western Kentucky, 1996
351	vs. Charleston Southern, 1995
348	vs. Knoxville College, 1995
345	vs. Florida Atlantic, 2010
344	vs. UT Martin, 1998
343	vs. Baylor, 2004
330	vs. Florida Atlantic, 2009
317	vs. Louisiana-Monroe, 1999
317	vs. Arkansas State, 1996
307	vs. Tulane, 2001
301	vs. Louisiana Tech, 1996

Most Yards Gained Passing

611	vs. Prairie View A&M, 1994
510	at UCF, 2012
454	vs. East Carolina, 2002
448	vs. Tulane, 2004
447	vs. Prairie View A&M, 1993
429	at Tennessee, 2010
418	vs. East Carolina, 2010
417	vs. Hawaii, 2004
410	at Memphis, 2011
407	vs. Southern Miss, 2005

398	vs. Memphis, 2004
389	at Marshall, 2007
381	vs. Lindenwood, 1992
380	vs. Butler, 1993
376	vs. Troy, 2010
376	at Memphis, 2009

Most Total Offense


695	vs. Prairie View A&M, 1994
649	at Tulane, 2004
622	at Tulane, 2012
622	vs. Florida Atlantic, 2009
601	at Memphis, 2011
599	at UCF, 2012
599	vs. Charleston Southern, 1996
590	at Hawaii, 2004
587	vs. East Carolina, 2002
551	at Memphis, 2005
545	vs. East Carolina, 2010
544	at Tennessee, 2010
539	vs. Memphis, 2004
535	vs. Troy, 2010
527	vs. UCF, 2009
525	vs. Western Kentucky, 1996

Defense

Fewest Total Yards Allowed	72	by Charleston Southern, 1995
Most Total Yards Allowed	695	by Tulsa, 2007
Fewest Rushing Yards Allowed	-37	by Washington & Lee, 1991
Most Rushing Yards Allowed	463	by Southern Miss, 2008
Fewest Passing Yards Allowed	.0	by Tennessee-Wesleyan, 1992
Most Passing Yards Allowed	466	by Tulane, 2012
	466	by Louisiana Tech, 1999
Fewest First Downs Allowed	5	by Lane College, 1992
Most First Downs Allowed	35	by UTEP, 2009
Most Opponents' Fumbles Recovered	4	on two occasions
		(Last vs. Morehead State, 1993)
Most Opponents' Turnovers	.8	by Morehead State, 1993
Most Passes Intercepted	5	vs. Morehead State, 1993
	5	vs. South Florida, 2003
Most Interception Return Yards	97	at Cincinnati, 1999
Most Interceptions Returned For TD	1	on numerous occasions
		(Last vs. Tulane, 2008)
Fewest Plays Allowed	.43	By Western Kentucky, 1996
Most Plays Allowed	.90	on two occasions
		(Last At Cincinnati, 1997)

Miscellaneous

Most First Downs	33	vs. Prairie View A&M, 1994
Fewest First Downs	5	at Millsaps, 1991
Most Yards Penalized	159	at Charleston Southern, 1991
Fewest Yards Penalized	10	at Troy State, 1995
Most Fumbles Lost	6	vs. Charleston Southern, 1995
Most Turnovers	7	vs. Charleston Southern, 1995 (6 Fumbles, 1 Int)



UAB

2013 FOOTBALL

Year-By-Year Statistics/Comebacks

Offense

Year	1st Dns	Rushing			Avg Game	Passing			Total Offense			Scoring		
		Att	Yds	Avg Rush		Att	Cmp	Yds	Plays	Yds	Avg	Pts	Avg	
1991	168	389	1,400	3.6	140.0	276	139	14	1,772	654	3,172	352.4	170	18.8
1992	191	331	1,228	3.7	122.8	341	178	17	2,268	672	3,496	349.6	270	27.0
1993	218	323	1,018	3.2	92.6	418	254	16	3,215	741	4,233	384.8	356	32.4
1994	195	281	839	3.0	76.3	408	235	20	3,332	689	4,171	379.2	301	27.4
1995	200	491	2,183	4.5	198.5	216	102	12	1,515	707	3,698	336.2	273	24.8
1996	217	518	2,512	4.8	228.4	253	106	10	1,540	771	4,052	368.4	266	24.2
1997	169	407	1,509	3.7	137.2	275	131	13	1,891	682	3,400	309.1	222	20.2
1998	192	499	1,900	3.8	172.7	229	107	9	1,403	728	3,303	300.3	237	21.5
1999	172	454	1,545	3.4	140.5	283	142	11	1,523	737	3,068	278.9	248	22.5
2000	189	472	1,801	3.8	163.7	288	143	12	1,685	760	3,486	316.9	238	21.6
2001	186	478	1,766	3.7	160.5	265	128	11	1,566	743	3,332	302.9	265	24.1
2002	211	458	1,564	3.4	130.3	347	169	9	2,214	805	3,778	314.8	268	22.3
2003	245	213	1,589	3.6	132.4	337	164	13	2,599	780	4,188	349.0	245	20.4
2004	254	431	1,763	4.1	146.9	361	199	8	3,073	792	4,836	403.0	372	31.0
2005	247	364	1,568	4.3	142.5	389	245	12	3,213	753	4,781	434.6	307	27.9
2006	211	432	1,507	3.5	125.6	304	177	12	2,214	736	3,721	310.1	225	18.8
2007	211	358	1,323	3.7	110.2	448	220	15	2,584	806	3,907	325.6	235	19.6
2008	222	435	2,027	4.7	168.9	353	208	16	2,367	788	4,394	366.2	273	22.8
2009	229	463	2,759	6.0	229.9	291	169	8	2,352	754	5,111	425.9	333	27.8
2010	256	417	1,870	4.5	155.8	465	254	14	3,204	882	5,074	422.8	316	26.3
2011	242	402	1,553	3.9	129.4	440	246	15	2,815	842	4,368	364.0	242	20.2
2012	270	416	1,323	3.2	110.2	479	279	13	3,706	895	5,029	419.1	339	28.2

Defense

Year	1st Dns	Rush Yds	Avg Rush	Avg Game	Pass Yds	Avg Game	Int	Fum Rec	Plays	Total Offense		Scoring	
										Yards	Avg	Pts	Avg
1991	159	1,196	3.3	132.8	1,744	193.8	17	22-11	637	2,940	326.7	196	21.8
1992	144	1,102	2.8	110.2	1,552	155.2	14	21-17	643	2,654	265.4	163	16.3
1993	196	1,690	3.5	153.6	1,677	152.5	23	24-15	782	3,367	306.1	213	19.4
1994	215	2,096	3.8	190.6	2,130	193.6	16	28-18	841	4,226	384.2	258	23.5
1995	178	1,778	3.5	161.6	1,498	136.2	11	24-11	718	3,276	297.8	261	23.7
1996	205	1,565	3.5	142.3	2,137	194.3	13	25-9	749	3,702	336.5	279	25.4
1997	220	1,969	4.1	179.0	1,912	173.8	17	17-8	812	3,881	352.8	238	21.6
1998	308	1,437	3.3	130.6	2,398	218.0	12	19-10	752	3,835	348.6	308	28.0
1999	231	1,559	3.7	141.7	2,487	226.1	19	15-6	799	4,046	367.8	279	25.4
2000	192	919	2.4	83.5	2,281	207.4	14	17-10	759	3,200	290.9	192	17.5
2001	171	630	1.9	57.3	2,295	208.6	15	11-7	719	2,925	265.9	206	18.7
2002	370	1,848	3.7	154.0	2,737	228.1	15	23-10	858	4,585	382.1	370	30.8
2003	287	2,136	4.4	178.0	2,499	208.2	14	18-9	869	4,635	386.2	287	23.9
2004	256	1,699	3.9	141.6	3,240	270.0	9	14-8	896	4,939	411.6	351	29.6
2005	233	1,629	3.9	148.1	2,467	224.3	16	21-6	764	4,096	372.4	264	24.0
2006	223	1,761	4.3	146.8	2,550	212.5	12	20-14	726	4,311	359.2	297	24.8
2007	293	3,082	5.7	256.8	2,769	230.8	10	13-5	900	5,851	487.6	421	35.1
2008	240	2,004	4.8	167.0	3,155	262.9	16	17-9	780	5,159	429.9	375	31.2
2009	291	1,980	4.2	229.9	3,738	311.5	11	11-5	857	5,462	455.2	388	32.3
2010	249	1,807	4.2	150.6	2,979	248.2	9	13-9	831	4,786	398.8	379	31.6
2011	311	2,440	5.2	203.3	3,387	282.2	9	20-12	869	5,827	485.6	441	36.8
2012	259	2,192	4.6	182.7	2,935	244.6	6	16-12	833	5,127	427.2	450	37.5

Fourth Quarter Comebacks

Date	Opponent	Deficit	Go-Ahead Scoring Play	Left	Final Score
9/21/91	at Washington & Lee	Trailed 21-19	Pat Green 10-Yd Run	2:41	UAB, 34-21
9/28/91	at Hampden-Sydney	Trailed 35-27	Pat Green 2-Yd Run*	4:34	Tie, 35-35
11/6/93	at Butler	Trailed 27-14	John Whitcomb 25-Yd Pass To Cedrick Buchannon	7:37	UAB, 31-27
10/8/94	Wofford	Tied 27-27	John Whitcomb 47-Yd Pass To Cedrick Buchannon	0:47	UAB, 34-27
10/14/95	at North Texas	Trailed 14-13	Kevin Drake 10-Yd Pass To Cedrick Buchannon	13:38	UAB, 19-14
9/21/96	Jacksonville State	Tied 17-17	Rodney Hudson 38-Yd Pass To Lamar Lee	14:03	UAB, 24-17
10/19/96	Southwestern Louisiana	Trailed 29-28	Rodney Hudson 13-Yd Pass To Keith Roland	3:40	UAB, 39-29
11/13/98	Middle Tennessee State	Trailed 17-13	Lucious Foster 4-Yd Run	13:36	UAB, 26-17
11/20/99	at Tulane	Trailed 20-10	Jake Ariens 37-Yd FG	(OT)	UAB, 23-20
9/7/00	Chattanooga	Trailed 15-7	Jegil Dugger 5-Yd Run	4:52	UAB, 20-15
10/14/00	Memphis	Trailed 9-3	Jegil Dugger 24-Yd Run	8:41	UAB, 13-9
10/20/01	Tulane	Tied 24-24	Kendal Gibson 1-Yd Run	13:57	UAB, 34-27
10/26/02	Army	Trailed 26-22	Darrell Hackney 20-Yd Pass To Willie Quinnie	0:08	UAB, 29-26
11/16/02	East Carolina	Tied 29-29	Kendal Gibson 2-Yd Run	1:00	UAB, 36-29
8/30/03	at Baylor	Trailed 19-17	Darrell Hackney 50-Yd Pass To Nick Coon	:40	UAB, 24-19
11/22/03	at USF	Tied 19-19	Nick Hayes 42-Yd FG	:09	UAB, 22-19
9/25/04	Memphis	Tied 28-28	Corey White 30-Yd Run	:13	UAB, 35-28
9/18/10	Troy	Trailed 33-27	Bryan Ellis 44-Yd Pass To Jackie Williams	:00	UAB, 34-33
10/20/11	UCF	Trailed 24-23	Ty Long 40-Yd FG	:21	UAB, 26-24
11/12/11	at Memphis	Trailed 35-17	Greg Franklin 10-Yd Run	1:36	UAB, 41-35
11/17/11	Southern Miss	Tied 31-31	Ty Long 38-Yd FG	3:04	UAB, 34-31
11/3/12	at Southern Miss	Trailed 19-17	Ty Long 40-Yd FG	8:51	UAB, 27-19

*The Two-Point Conversion Play, A Pass From RB Pat Green to QB Doug Gann Was Good to Tie the Score, 35-35

UAB

2013 FOOTBALL

Attendance Records

Annual Attendance Averages

Year	Home Games	Home Attendance	Home Average	Total Games	Total Attendance	Total Average
1991	5	23,301	4,661	9	36,209	4,023
1992	5	29,009	5,802	10	41,865	4,186
1993	5	37,723	7,545	11	62,124	6,213
1994	6	118,407*	19,735	11	182,776	16,616
1995	6	64,269	10,712	11	131,763	11,979
1996	7	102,237	14,606	11	288,259	26,205
1997	4	67,150	16,788	11	240,344	21,850
1998	6	108,991*	18,165	11	348,184	31,653
1999	5	102,244*	20,449	11	295,496	26,863
2000	6	111,000*	18,500	11	308,494	28,045
2001	5	92,680*	18,536	11	310,634	28,239
2002	6	98,682*	16,447	12	303,887	25,324
2003	5	116,190*	23,238	12	429,120	35,760
2004	5	104,012*	20,802	12	354,805	29,567
2005	5	100,506	20,101	11	380,142	34,558
2006	6	138,835	23,139	12	390,918	32,577
2007	5	83,529	16,706	12	396,992	33,083
2008	5	95,308	19,062	12	377,077	31,423
2009	5	89,933	17,987	12	336,411	28,034
2010	6	110,162	18,360	12	358,083	29,840
2011	5	82,893	16,579	12	227,661	32,523
2012	6	91,623	15,270	12	363,854	30,321

* - Attendance Based On Paid Attendance

Top Single-Game Attendance Marks

Attend.	Date	Opponent (Score)
107,529	9/3/05	at #3 Tennessee (L, 10-17)
106,508	11/7/98	at #2 Tennessee (L, 13-37)
105,019	9/22/12	at #16 Ohio State (L, 15-29)
98,205	9/13/08	at Tennessee (L, 3-35)
95,183	9/25/10	at Tennessee (L, 32-29, 2OT)
92,746	9/16/06	at #9 Georgia (L, 0-34)
92,058	10/25/03	at #4 Georgia (L, 13-16)
87,473	9/10/11	at #18 Florida (L, 0-39)
85,575	8/31/02	at #6 Florida (L, 3-51)
85,339	9/23/00	at LSU (W, 13-10)
81,825	9/18/04	at #8 Florida State (L, 7-34)
80,645	8/31/96	at #18 Auburn (L, 0-29)
80,523	9/20/03	at South Carolina (L, 10-42)
79,388	9/8/01	at #5 Florida State (L, 7-29)
78,673	9/8/07	at Florida State (L, 24-34)
78,286	9/27/08	at South Carolina (L, 13-26)
77,963	9/15/12	at #8 South Carolina (L, 6-49)
75,921	9/5/98	at #3 Nebraska (L, 7-38)
74,656	9/26/09	at Texas A&M (L, 19-56)

Top Legion Field Attendance Marks

Attend.	Date	Opponent (Score)
44,669	9/4/03	vs. Southern Miss (L, 12-17)
36,818	9/30/06	vs. Troy (W, 21-3)
36,104	9/23/06	vs. Mississippi State (L, 10-16, OT)
33,280	10/15/04	vs. TCU (W, 41-25)
31,897	10/24/98	vs. #21 Va. Tech (L, 0-41)
31,363	10/21/05	vs. Southern Miss (L, 28-37)
30,543	9/26/98	vs. Kansas (L, 37-39, 4 OT)
28,612	9/1/12	vs. Troy (L, 29-39)
28,572	9/25/99	vs. Houston (W, 29-10)
28,351	10/8/11	vs. Mississippi State (L, 3-21)
27,192	9/25/04	vs. Memphis (W, 35-28)
26,871	10/1/09	vs. Southern Miss (W, 30-21)
26,414	9/20/08	vs. Alabama State (W, 45-10)
25,885	9/3/10	vs. Florida Atlantic (L, 32-31)
25,000	11/11/00	vs. Southern Miss (L, 30-33, OT)
25,000	9/22/01	vs. Army (W, 55-3)
24,144	10/13/07	vs. Tulane (W, 26-21)
23,775	9/20/97	vs. Jacksonville St. (W, 34-16)



UAB

2013 FOOTBALL

The First Time

First Game: Sept. 7, 1991, At Jackson, Miss.; Millsaps Defeated UAB, 28-0

First Home Game: Sept. 14, 1991, At Legion Field; Evangel Defeated UAB, 28-10

First Win: Sept. 21, 1991, At Lexington, Va.; UAB Defeated Washington & Lee, 34-21

First Home Win: Nov. 9, 1991, At Legion Field; UAB Defeated Hastings College, 9-7

First Road Win: Sept. 21, 1991, At Lexington, Va.; UAB Defeated Washington & Lee, 34-21

I-AA Game: Sept. 6, 1993, At Legion Field; Troy State Defeated UAB, 37-3

I-AA Victory: Sept. 10, 1993, At Legion Field; UAB Defeated Morehead State, 52-14

First Game Vs. I-A Team: Sept. 24, 1991, At Lawrence, Kan.; Kansas Defeated UAB, 72-0

First Win Vs. I-A Team: Oct. 14, 1995, At Denton, Texas; UAB Defeated North Texas, 19-14

First I-A Game: Aug. 31, 1996, At Auburn, Ala.; Auburn Defeated UAB, 29-0

First I-A Win: Sept. 14, 1996, At Legion Field; UAB Defeated Arkansas State, 42-17

First I-A Road Win: Sept. 27, 1997, At Lafayette, La.; UAB Defeated Southwestern Louisiana, 42-7

First Conference USA Game/Win: Sept. 25, 1999 At Legion Field; UAB Defeated Houston, 29-10

First Win Over Ranked Team: Nov. 6, 1999 At Legion Field; UAB Defeated #17 ECU, 36-17

First Points: Sept. 14, 1991, At Legion Field; John Woltersdorf 27-Yd Field Goal vs. Evangel

First Touchdown: Sept. 14, 1991, At Legion Field; Pat Green 1-Yd Run vs. Evangel

First Field Goal: Sept. 14, 1991, At Legion Field; John Woltersdorf 27-Yd Field Goal vs. Evangel

First Safety: Nov. 9, 1991, At Legion Field; Curt Eddy Blocked Punt Out Of The End Zone

Starting Quarterback Debuts


Year	Player	Cl	First Start	Result	Rush	Pass
1991	Doug Gann	Sr.	at Millsaps (9/14)	L, 0-28	9-(-60)	12-24-2, 80 Yds.
1992	Chris Bradford	So.	vs. Millsaps (9/5)	W, 17-0	5-2	13-24-1, 138 Yds., 1 TD
1992	John Whitcomb	So.	at Tennessee Wesleyan (9/17)	L, 12-16	2-(-22)	24-53-2, 304 Yds., 1 TD
1995	Kevin Drake	So.	vs. Alabama State (9/2)	L, 3-13	8-12	6-13-1, 79 Yds.
1995	Rodney Hudson	Jr.	at Western Kentucky (9/23)	L, 18-32	9-(-3)	13-25-3, 140 Yds.
1995	Alvin Stokes	So.	vs. Charleston Southern (11/4)	W, 40-14	6-(-4)	4-8-1, 114 Yds., 2 TD
1997	Lee Jolly	R-Fr.	at Kansas (8/28)	L, 0-24	8-22	11-24-2, 105 Yds.
1997	Daniel Dixon	R-Fr.	at SW Louisiana (9/27)	W, 42-7	14-154	3-13-1, 45 Yds., 1 TD
1999	Thomas Cox	R-Fr.	vs. #17 East Carolina (11/6)	W, 36-17	12-1, 2 TD	10-20-0, 122 Yds., 1 TD
2000	Jeff Aaron	R-Jr.	vs. Memphis (10/14)	W, 13-9	10-(-1)	14-27-0, 144 Yds.
2002	Darrell Hackney	R-Fr.	vs. Memphis (9/28)	W, 31-17	15-31, 1 TD	13-22-0, 167 Yds.
2003	Chris Williams	R-Fr.	at Georgia (10/25)	L, 13-16	8-2	12-21-1, 97 Yds.
2003	Curtis Falany	R-Fr.	at USF (11/22)	W, 22-19	4-2	10-15-0, 128 Yds., 2 TD
2006	Sam Hunt	Jr.	vs. East Carolina (9/9)	W, 17-12	4-3	5-7-0, 55 Yds.
2006	Joe Webb	R-Fr.	at UCF (11/25)	L, 22-31	11-5, 1 TD	25-39-0, 289 Yds.
2010	David Isabelle	So.	vs. Florida Atlantic (9/3)	L, 32-31	22-214, 3 TD	9-19-1, 79 Yds., 1 TD
2010	Bryan Ellis	Jr.	at Tennessee (9/25)	L, 32-29 (2OT)	1-2	29-55-1, 373 Yds., 1 TD
2011	Jonathan Perry	So.	at Troy (10/1)	L, 23-24	13-19, 1 TD	19-39-1, 196 Yds., 1 TD
2012	Austin Brown	R-Fr.	vs. Tulsa (9/29)	L, 42-49	14-(-57)	20-30-1, 337 Yds., 3 TD

Quarterback Career Records

Player	Years	W	L	T	Pct.	Player	Years	W	L	T	Pct.
Doug Gann	1991	4	3	2	.444	Darrell Hackney	2002-05	19	19	0	.500
Chris Bradford	1991-92	3	2	0	.600	Chris Williams	2003-06	2	7	0	.222
John Whitcomb	1992-94	20	7	0	.741	Curtis Falany	2003-05	1	1	0	.500
Kevin Drake	1994-97	2	4	0	.333	Sam Hunt	2006-07	4	13	0	.235
Rodney Hudson	1995-96	5	8	0	.385	Joe Webb	2006-09	9	16	0	.360
Alvin Stokes	1995-97	3	0	0	1.000	David Isabelle	2009-10	1	2	0	.333
Lee Jolly	1997-99	5	7	0	.417	Bryan Ellis	2008-11	3	10	0	.231
Daniel Dixon	1997-00	10	14	0	.417	Jonathan Perry	2011-12	3	8	0	.273
Thomas Cox	1999-02	7	4	0	.636	Austin Brown	2012	3	5	0	.375
Jeff Aaron	2000-01	6	6	0	.500	Joe Bento	2010-12	1	0	1	.000

Longest Scoring Plays

- 99 - Marquis Coleman Interception Return vs. UTEP (10/31/09)
- 96 - Adrian Singleton Interception Return at Cincinnati (10/16/99)
- 95 - Darrell Hackney Pass to Roddy White vs. Cincinnati (10/11/03)
- 95 - John Whitcomb Pass to Derrick Ingram vs. Jacksonville St. (9/17/94)
- 94 - Darrell Hackney Pass to Willie Quinnie vs. East Carolina (11/16/02)
- 92 - Nick Adams Kickoff Return vs. Tulane (9/17/11)
- 92 - Frantrell Forrest Kickoff Return vs. Tulane (10/13/07)
- 91 - Chris Williams Pass to Nick Coon vs. Army (11/1/03)
- 91 - Chris Brown Fumble Return vs. Troy State (9/7/02)
- 90 - Frantrell Forrest Kickoff Return vs. Tulsa (8/30/08)
- 89 - Darrell Hackney Pass to Reggie Lindsey vs. SMU (10/8/05)
- 87 - Dwight Platt Interception Return vs. UT Martin (11/20/98)
- 85 - Izell Reese Interception Return at Arkansas State (11/22/97)
- 84 - Cedrick Buchannon Punt Return at Lindenwood (11/7/92)
- 82 - Darrin Reaves Kickoff Return vs. Hastings (11/9/91)
- 80 - Mark Ferrell Run vs. SMU (9/12/09)
- 80 - Lee Jolly Pass to Percy Coleman vs. Southwestern La. (10/3/98)
- 79 - Jackie Williams punt return vs. Marshall (11/10/12)
- 79 - Daniel Dixon Pass to Darius Malone vs. Houston (9/25/99)
- 77 - Joe Webb Pass to Nick Adams at Memphis (11/14/09)
- 77 - Cedrick Buchannon Punt Return vs. Wofford (10/7/95)
- 76 - Jonathan Perry Pass to Patrick Hearn at UCF (11/24/12)
- 75 - Austin Brown Pass to Jamarcus Nelson vs. Tulsa (9/29/12)
- 74 - Chris Bradford Pass to Derrick Ingram vs. Clinch Valley (11/16/91)
- 72 - Bryan Ellis Pass to Patrick Hearn vs. Memphis (11/20/10)
- 72 - Wes Foss Interception Return at Army (11/18/00)
- 72 - Percy Coleman Run vs. Louisiana-Monroe (10/2/99)
- 71 - Joe Webb Run vs. Rice (9/5/09)
- 71 - Chris Williams Pass to Willie Edwards at Rice (10/14/06)
- 70 - Darrell Hackney Pass to Reggie Lindsey vs. UCF (11/12/05)
- 69 - Darrell Hackney Pass to Reggie Lindsey vs. Rice (10/1/05)
- 69 - Dan Burks Run vs. Baylor (9/4/04)
- 69 - Cedrick Buchannon Punt Return vs. Charleston Southern (11/4/95)
- 68 - Lee Jolly Pass to Kevin Drake vs. Tennessee Tech (11/15/97)
- 68 - Terry Dollerson Interception Return vs. Dayton (11/13/93)
- 67 - Brandon Register Fumble Return at Southern Miss (11/18/06)
- 67 - Reggie Lindsey Punt Return at Mississippi State (10/9/04)
- 67 - Jeff Aaron Pass to Leron Little at Army (11/18/00)
- 67 - John Whitcomb Pass to Derrick Ingram vs. Morehead State (9/11/93)
- 66 - Bryan Ellis Pass to Jamarcus Nelson at Tulsa (10/15/11)
- 66 - John Whitcomb Pass to Derrick Ingram at Butler (11/6/93)
- 65 - Joe Webb Run vs. Florida Atlantic (11/7/09)
- 64 - Terry Dollerson Blocked Field Goal Return vs. Lindenwood (10/12/91)
- 62 - Ernest Ross Run at Southwestern Louisiana (9/27/97)
- 62 - Alvin Stokes Pass to Omar Parker vs. Miles College (11/18/95)
- 61 - Curtis Falany Pass to Roddy White vs. Tulane (11/8/03)
- 61 - John Whitcomb Pass to Derrick Ingram vs. Wofford (10/8/94)
- 60 - David Isabelle Run at Texas A&M (9/26/09)
- 60 - John Whitcomb Pass to Derrick Ingram vs. Miss. Valley St. (10/15/94)
- 59 - John Whitcomb Pass to Derrick Ingram vs. Butler (11/5/94)
- 58 - Bryan Ellis Pass to Roddell Carter vs. East Carolina (11/11/10)
- 58 - Kevin Sanders Punt Return at Marshall (11/24/07)
- 58 - Darrell Hackney Pass to Jhun Cook vs. Southern Miss (10/21/05)
- 58 - Darrell Hackney Pass to Roddy White vs. TCU (10/15/04)
- 58 - Carl Sanders Run vs. Southwestern Louisiana (10/19/96)
- 57 - Darrell Hackney Pass to Roddy White vs. Southern Miss (11/27/04)



Darrell Hackney

- 57 - Darrell Hackney Pass to Roddy White vs. Houston (11/13/04)
- 57 - Darrell Hackney Pass to Nick Coon at Memphis (10/4/03)
- 57 - Cedric Thatch Run vs. Tennessee Tech (9/19/98)
- 57 - Carl Sanders Run vs. Arkansas State (9/14/96)
- 56 - Curtis Falany Pass to Roddy White at USF (11/22/03)
- 56 - Darrell Hackney Pass to Roddy White vs. Cincinnati (10/11/03)
- 55 - Daniel Dixon Pass to Cedric Thatch vs. Houston (9/25/99)
- 54 - Bryan Ellis Pass to Pat Shed vs. Memphis (11/20/10)
- 54 - Chris Williams Pass to Roddy White at Houston (11/29/03)
- 54 - Pat Green Run vs. Charleston Southern (10/17/92)
- 53 - Austin Brown Pass to Greg Franklin vs. Southeastern Louisiana (10/6/12)
- 53 - Joe Webb Run vs. UCF (11/28/09)
- 53 - Joe Webb Run at UTEP (10/31/09)
- 53 - Darrell Hackney Pass to Roddy White at TCU (10/18/03)
- 52 - T.J. Ballou Interception Return at Troy (10/1/11)
- 52 - Bryan Ellis Pass to Mike Jones at Tennessee (9/25/10)
- 52 - Darrell Hackney Pass to Roddy White at Miss. State (10/9/04)
- 52 - Thomas Cox Pass to Roddy White vs. TCU (11/10/01)
- 51 - Darrell Hackney Pass to Roddy White at Hawaii (12/24/04)
- 51 - Darrell Hackney Pass to Willie Quinnie vs. Houston (10/12/02)
- 51 - John Whitcomb Pass to Derrick Ingram at Prairie View A&M (11/19/94)
- 51 - John Whitcomb Pass to Robert Davis vs. Charleston So. (10/22/94)
- 51 - Tony Reed Punt Return vs. Millsaps (9/5/92)
- 50 - Austin Brown Pass to Jamarcus Nelson vs. Tulsa (9/29/12)
- 50 - David Isabelle Run vs. Florida Atlantic (9/3/10)
- 50 - Darrell Hackney Pass to Reggie Lindsey vs. SMU (10/8/05)
- 50 - Darrell Hackney Pass to Nick Coon at Baylor (8/30/03)

Miscellaneous Plays

One-Play Touchdown Drives

- 95 - Darrell Hackney pass to Roddy White vs. Cincinnati (10/11/03)
- 95 - John Whitcomb pass to Derrick Ingram vs. Jacksonville St. (9/17/94)
- 94 - Darrell Hackney pass to Willie Quinnie vs. East Carolina (11/16/02)
- 89 - Darrell Hackney pass to Reggie Lindsey vs. SMU (10/8/05)
- 80 - Lee Jolly pass to Percy Coleman vs. Southwestern Louisiana (10/3/98)
- 75 - Austin Brown pass to Jamarcus Nelson vs. Tulsa (9/29/12)
- 74 - Chris Bradford pass to Derrick Ingram vs. Clinch Valley (11/16/91)
- 72 - Percy Coleman run vs. Louisiana-Monroe (10/2/99)
- 71 - Chris Williams pass to Willie Edwards at Rice (10/14/06)
- 68 - Lee Jolly pass to Kevin Drake vs. Tennessee Tech (11/15/97)
- 67 - John Whitcomb pass to Derrick Ingram vs. Morehead St. (9/11/93)
- 64 - Chris Bradford pass to Chip Harris vs. Gallaudet (9/12/92)
- 62 - Alvin Stokes pass to Omar Parker vs. Miles College (11/18/95)
- 59 - John Whitcomb pass to Derrick Ingram vs. Butler (11/5/94)
- 58 - Carl Sanders run vs. Southwestern Louisiana (10/19/96)
- 57 - Cedric Thatch run vs. Tennessee Tech (9/19/98)
- 56 - Curtis Falany pass to Roddy White vs. USF (11/22/03)
- 54 - Pat Green run vs. Charleston Southern (10/17/92)
- 53 - Darrell Hackney pass to Roddy White vs. TCU (10/18/03)
- 51 - Darrell Hackney pass to Willie Quinnie vs. Houston (10/12/02)
- 50 - Darrell Hackney pass to Reggie Lindsey vs. SMU (10/8/05)
- 49 - Pat Green run vs. Butler (11/5/94)
- 46 - Lee Jolly pass to Darrius Malone at Northeast Louisiana (10/31/98)
- 45 - Marcus Elliott run vs. Marshall (10/21/06)
- 41 - Joe Webb run vs. Alabama State (9/20/08)
- 39 - Lee Jolly pass to Darrius Malone at Arkansas State (11/22/97)
- 29 - Daniel Dixon pass to Percy Coleman at Virginia Tech (9/11/99)
- 21 - John Whitcomb pass to Cedrick Buchannon vs. Mississippi Valley State (10/15/94)
- 20 - John Whitcomb pass to Pat Green vs. Charleston Southern (10/22/94)
- 18 - Rodney Hudson pass to Kenny Causey vs. Vanderbilt (11/2/96)
- 17 - Pat Green run at Charleston Southern (10/19/91)
- 15 - Pat Green run vs. Lambuth (10/9/93)
- 13 - Cedric Thatch run vs. UT Martin (11/20/98)
- 10 - Jeff Aaron run vs. Army (9/22/01)
- 9 - Chris Williams pass to Chip Harris vs. Morehead State (9/11/93)
- 8 - John Whitcomb pass to Cedrick Buchannon at Miles (10/2/93)
- 5 - Thomas Cox run vs. East Carolina (11/6/99)
- 3 - Thomas Cox run vs. East Carolina (11/6/99)
- 1 - Kendal Gibson run vs. Houston (10/12/02)
- 1 - Corey White run vs. Cincinnati (10/11/03)

Non-Scoring Rushing Plays (45 Yards or More)

- 69 - Percy Coleman at Missouri, 1999
- 62 - Marcus Elliott vs. Memphis, 2006
- 61 - Corey White at Memphis, 2005
- 58 - Pat Green at Hampden-Sydney, 1991
- 57 - Greg Franklin at Troy, 2011
- 57 - Sam Hunt vs. UCF, 2007
- 55 - Pat Green at Western Kentucky, 1993
- 54 - Pat Shed vs. Troy, 2010
- 52 - Terry Collier vs. Wofford, 1995
- 50 - David Isabelle vs. Florida Atlantic, 2010
- 50 - Joe Webb at Ole Miss, 2009
- 50 - Terry Collier at Western Kentucky, 1995

- 50 - Pat Green vs. Mississippi Valley State, 1994
- 49 - Marcus Elliott vs. Baylor, 2004
- 49 - Percy Coleman at Army, 2000
- 49 - Thomas Banks vs. Charleston Southern, 1995
- 45 - Rashaud Slaughter vs. Florida Atlantic, 2009
- 45 - Keith Roland vs. Knoxville College, 1995

Non-Scoring Passing Plays (50 Yards or More)

- 84 - John Whitcomb to Derrick Ingram at Morehead State, 1994
- 79 - Daniel Dixon to Darrius Malone vs. Houston, 1999
- 77 - Doug Gann to Derrick Ingram vs. Hastings, 1991
- 71 - Darrell Hackney to Dan Burks vs. TCU, 2004
- 68 - Sam Hunt to Frantrell Forrest vs. Houston, 2007
- 67 - Darrell Hackney to Roddy White at Tulane, 2004
- 67 - Rodney Hudson to Robert Davis vs. Louisiana-Lafayette, 1996
- 66 - Austin Brown to Nick Adams vs. East Carolina, 2012
- 66 - Darrell Hackney to Lance Rhodes vs. Southern Miss, 2005
- 63 - Austin Brown to Jackie Williams at Tulane, 2012
- 63 - Darrell Hackney to Lance Rhodes at TCU, 2003
- 62 - Austin Brown to Jay Davis at Houston, 2012
- 59 - Sam Hunt to Frantrell Forrest vs. Tulane, 2007
- 58 - Jon Holladay to Robert Porter vs. Lane College, 1992
- 57 - Rodney Hudson to Kenny Causey at Louisiana Tech, 1996
- 56 - Kevin Drake to Lamar Lee at Troy State, 1995
- 55 - Darrell Hackney to Bradly Chavez at Florida State, 2004
- 54 - Darrell Hackney to Jhun Cook vs. Jacksonville State, 2005
- 54 - Darrell Hackney to Roddy White vs. East Carolina, 2002
- 51 - Jonathan Perry to Patrick Hearn at East Carolina, 2011
- 51 - Darrell Hackney to Chico Cleveland at Marshall, 2005
- 51 - Jonathan Perry to Patrick Hearn at East Carolina, 2011
- 51 - Rodney Hudson to Kenny Causey vs. Jacksonville State, 1996
- 50 - David Isabelle to Frantrell Forrest at SMU, 2010
- 50 - John Whitcomb to Derrick Ingram vs. Charleston Southern, 1993



Dan Burks

UAB

2013 FOOTBALL

The Last Time

A UAB Team...

Had 30 first downs ... at Memphis, Nov. 12, 2011 (31)
Had 300 yards rushing ... vs. Florida Atlantic, Nov. 7, 2009 (330)
Had five or more rushing TDs ... vs. Louisiana-Monroe, Oct. 2, 1999 (5)
Had 400 yards passing ... at UCF, Nov. 24, 2012 (510)
Had three or more TDs passing ... at Tulane, Oct. 27, 2012 (3)
Had 500 or more yds total offense ... at UCF, Nov. 24, 2012 (599)
Scored 50 or more points ... at Southern Miss, Oct. 30, 2010 (50)
Allowed 50 or more points ... at Tulane, Oct. 27, 2012 (55)
Returned a punt for a TD ... vs. Marshall, Nov. 10, 2012
(Jackie Williams, 79 yds.)
Returned a kickoff for a TD ... vs. Tulane, Sept. 17, 2011
(Nick Adams, 92 yds.)
Returned an interception for a TD ... vs. Southeastern Louisiana,
Oct. 6, 2012 (Marvin Burdette, 36 yds.)
Recovered a fumble for a TD ... at UCF, Nov. 25, 2006 (Chris Felder, 44 yds.)
Blocked a field goal ... vs. Rice, Sept. 5, 2009 (Bryant Turner)
Blocked an extra point ... vs. Troy, Sept. 1, 2012 (Connor Boyett)
Returned a blocked field goal for a TD ... vs. Lindenwood, Oct. 12, 1991
(Terry Dollerson) (64 yds.)
Blocked a punt for a TD ... vs. Army, Nov. 1, 2003 (Jhun Cook block,
Dominique Cospert TD)
Blocked a punt for a safety... vs. Hastings, Nov. 9, 1991 (Curt Eddy)
Blocked a punt ... vs. Marshall, Nov. 10, 2012
Scored on a blocked punt ... at Ohio State, Sept. 22, 2012 (Nick Adams)
Had a punt blocked ... vs. Memphis, Nov. 17, 2012
Had an extra point blocked ... vs. Memphis, Nov. 17, 2012
Had a field goal blocked ... vs. Marshall, Nov. 10, 2012
Was held scoreless ... at Florida, Sept. 10, 2011 (39-0)
Held an opponent scoreless for a game ... vs. UCF, Nov. 29, 2008 (15-0)
Held an opponent scoreless for the first half ... vs. Mississippi St.,
Oct. 8, 2011 (3-0)
Forced five or more turnovers ... at East Carolina, Sept. 24, 2011 (7)
Intercepted four or more passes ... at Tulane, Nov. 15, 2008 (4)
Recovered four or more opponent fumbles ... at East Carolina,
Sept. 24, 2011 (4)
Held an opponent to 10 or less first downs ... vs. Southeastern Louisiana,
Oct. 6, 2012 (9)
Held an opponent to less than 100 yards rushing ...
vs. Southeastern Louisiana, Oct. 6, 2012 (47)
Held an opponent to less than 50 yards rushing ...
vs. Southeastern Louisiana, Oct. 6, 2012 (47)
Held an opponent to 300 or less yards total offense ... at Southern Miss,
Nov. 3, 2012 (295)
Held an opponent to 100 or less yards total offense ...
vs. Louisiana-Lafayette, Sept. 30, 2000
Scored a two-point conversion ... at Memphis, Nov. 12, 2011
(Jonathan Perry rush)
Scored a safety ... vs. Marshall, Oct. 18, 2008
(QB sack in endzone - Anthony Barnes)
Played an overtime game ... at Southern Miss, Oct. 30, 2010 (W, 50-49)
Held an opponent without a TD ... vs. Southeastern Louisiana, Oct. 6, 2012
Defeated a ranked opponent ... UAB 34, #20 Southern Miss 31,
Nov. 17, 2011

A UAB Player...

Rushed for 200 yards in a game ... Darrin Reaves at Southern Miss,
Nov. 3, 2012 (223 yds.)
Rushed for 150 yards (less than 200) in a game ... Darrin Reaves
vs. Marshall, Nov. 10, 2012 (184 yds.)
Rushed for 100 yards (less than 150) in a game ... Pat Shed vs. Memphis,
Nov. 20, 2007 (125)

Rushed for three or more TDs in a game ... Darrin Reaves at Tulane,
Oct. 27, 2012 (3)
Had two backs rush for 100 or more yards in a game ... Joe Webb (120)
and Rashaud Slaughter (104) vs. Florida Atlantic, Nov. 7, 2009
Had a run of 50 yards or more ... Greg Franklin at Troy,
Oct. 1, 2011 (57 yds.)
Had a run of 70 yards or more ... Mark Ferrell vs. SMU,
Sept. 12, 2009 (80 yds.)
Passed for 400 yards in a game ... Austin Brown at Tulane, Oct. 27, 2012 (409)
Passed for 300 yards in a game ... Jonathan Perry at UCF, Nov. 24, 2012 (307)
Attempted 40 or more passes in a game ... Austin Brown at Tulane,
Oct. 27, 2012 (52)
Completed 25 or more passes in a game ... Austin Brown at Tulane,
Oct. 27, 2012 (25)
Threw at least four TDs in a game ... Jonathan Perry at Memphis,
Nov. 12, 2011 (4)
Threw at least three TDs (less than four) in a game ... Austin Brown
at Tulane, Oct. 27, 2012 (3)
Had 400 or more yards of total offense in a game ... Austin Brown at Tulane,
Oct. 27, 2012 (412)
Caught 10 or more passes in a game ... Jackie Williams vs. UCF,
Oct. 20, 2011 (10)
Had 100 or more yards receiving in a game ... Patrick Hearn at UCF,
Nov. 24, 2012 (203)
Had 150 or more yards receiving in a game ... Patrick Hearn at UCF,
Nov. 24, 2012 (203)
Had 200 or more yards receiving in a game ... Patrick Hearn at UCF,
Nov. 24, 2012 (203)
Caught four TD passes in a game ... Derrick Ingram at Prairie View A&M,
Nov. 19, 1994 (4)
Caught three TD passes in a game ... Mike Jones at Southern Miss,
Oct. 30, 2010 (3)
Intercepted three passes in a game ... Don Blackmon vs. Lane,
Sept. 19, 1992 (3)
Intercepted two passes in a game ... Kevin Sanders at Tulane,
Nov. 15, 2008 (2)
Recovered two opponent fumbles in a game ... T.J. Ballou at Tulsa,
Oct. 15, 2011 (2)
Kicked five field goals in a game ... Swayze Waters at UCF,
Nov. 29, 2008 (5)
Kicked four field goals in a game ... Swayze Waters vs. UCF,
Nov. 29, 2008 (5)
Kicked three field goals in a game ... Ty Long at Ohio State, Sept. 22, 2012 (3)
Scored three or more TDs ... Mike Jones at Southern Miss, Oct. 30, 2010 (3)
Scored four or more TDs ... Norris Drinkard at Tulane,
Oct. 23, 2004 (3 rush, 1 rec)
Completed a 90+ yard pass ... Chris Williams to Nick Coon vs. Army,
Nov. 1, 2003 (91 for TD)
Kicked a field goal of 50 or more yards ... Josh Zahn
vs. Southern Miss, Oct. 1, 2009 (51 yds.)
Had a 70+ yard punt ... Trey Ragland at SMU, Sept. 11, 2010 (75 yds.)
Has 20 or more tackles in a game ... Marvin Burdette at Tulane, Oct. 27,
2012 (24)
Had 16 or more tackles in a game ... Marvin Burdette
vs. Marshall, Nov. 10, 2012 (17)
Had a punt blocked ... Trey Ragland at Memphis, Nov. 14, 2009
Had a field goal blocked ... Ty Long vs. Marshall, Nov. 10, 2012
Had an extra point blocked ... Ty Long vs. Memphis, Nov. 17, 2012
Recovered a fumble in endzone for touchdown ... Terence Edge vs. Tulane,
Oct. 13, 2007 (offense)
Scored on an interception return ... T.J. Ballou at Troy, Oct. 1, 2011 (52 yds.)
Scored on a fumble return... Chris Felder at UCF, Nov. 25, 2006 (44 yds.)

UAB

2013 FOOTBALL

Homecoming Games

Homecomings have been a successful venture for the UAB program. As a participant, both as the visitor and the host, UAB is 20-13-1 in homecoming games. The mark is 14-5 at Legion Field, and 6-8-1 on the road.

Homecoming during football season at UAB had what was perhaps its best celebration in 1996 in what was also undoubtedly the Blazers' toughest homecoming contest to that point. The Blazers hosted the Ragin' Cajuns of Southwestern Louisiana, looking to avenge a 56-21 loss to USL a year earlier.


An offensive shootout saw the Blazers trail 29-28 entering the fourth quarter, and midway through the quarter, quarterback Rodney Hudson connected with Robert Davis on a 67-yard screen pass from deep in UAB's territory. Four plays later, Hudson connected with running back Keith Roland on a 13-yard pass for the go-ahead score; the two-point conversion made it, 36-29. After an interception by Omar Parker, a Jake Ariens field goal clinched the victory, 39-29.

But the celebration of homecoming at UAB has not always been a football "tradition." Prior to the 1994 football season, the festivities of homecoming were conducted during the basketball season. It was not until the spring of 1994 that university administrators and athletic department officials agreed that the activities would be moved to football season.

The road streak includes a 35-35 tie at Hampden-Sydney in the inaugural season of Division III competition in 1991, as well as back-to-back road wins during the 1993 season at Mississippi Valley State (30-13) and Charleston Southern (48-20).

The most memorable of the "road" wins in homecoming games came in 2000, when the Blazers upset LSU 13-10 in Baton Rouge (Sept. 23), spoiling homecoming for the Tigers and a sellout crowd of 83,339.

UAB's defense stifled the Tigers for most of the game, Daniel Dixon came off the bench to toss a 24-yard touchdown pass to Leron Little, and Rhett Gallego connected on two field goals, the last a 32-yarder on the game's final play to clinch the win.



Leron Little's second-quarter TD reception (left) helped UAB spoil LSU's 2000 Homecoming game in Baton Rouge; meanwhile, LB Zac Woodfin and his Blazer teammates put a damper on Mississippi State's 2004 Homecoming, defeating the Bulldogs in Starkville, 27-13.

All-Time Homecoming Game Results

At Home:

Oct. 22, 1994	UAB 54, Charleston Southern 14
Oct. 7, 1995	UAB 28, Wofford 0
Oct. 19, 1996	UAB 39, Southwestern Louisiana 29
Oct. 4, 1997	UAB 20, Western Kentucky 16
Oct. 24, 1998	#21 Virginia Tech 41, UAB 0
Oct. 9, 1999	Memphis 38, UAB 14
Oct. 21, 2000	UAB 14, Middle Tennessee 9
Oct. 20, 2001	UAB 34, Tulane 27
Oct. 12, 2002	UAB 51, Houston 34
Nov. 1, 2003	UAB 24, Army 9
Nov. 13, 2004	UAB 20, Houston 7
Oct. 8, 2005	SMU 28, UAB 27
Sept. 30, 2006	UAB 21, Troy 3
Oct. 13, 2007	UAB 26, Tulane 21
Oct. 18, 2008	UAB 23, Marshall 21
Nov. 7, 2009	UAB 56, Florida Atlantic 29
Nov. 6, 2010	Marshall 31, UAB 17
Nov. 5, 2011	Houston 56, UAB 13
Oct. 6, 2012	UAB 52, Southeastern Louisiana 3

On The Road:

Sept. 28, 1991	UAB 35, Hampden-Sydney 35
Oct. 16, 1993	UAB 30, Mississippi Valley State 13
Oct. 23, 1993	UAB 48, Charleston Southern 20
Oct. 14, 1996	UAB 19, North Texas 14
Oct. 17, 1998	Louisiana Tech 54, UAB 23
Nov. 7, 1998	#2 Tennessee 37, UAB 13
Oct. 23, 1999	Wake Forest 47, UAB 3
Sept. 23, 2000	UAB 13, LSU 10
Oct. 25, 2003	Georgia 16, UAB 13
Oct. 9, 2004	UAB 27, Mississippi State 13
Oct. 23, 2004	Tulane 59, UAB 55
Oct. 15, 2005	Marshall 20, UAB 19
Oct. 31, 2006	SMU 22, UAB 9
Oct. 6, 2007	Mississippi State 30, UAB 13
Oct. 17, 2009	Ole Miss 48, UAB 13
Oct. 23, 2010	Mississippi State 29, UAB 24

The Blazers also won their own homecoming game in 2000, holding off Middle Tennessee at Legion Field (Oct. 21) behind 102 rushing yards from Jegil Dugger and 153 passing yards and a touchdown pass from Jeff Aaron.

UAB spoiled another SEC homecoming in 2004 when the Blazers traveled to Starkville, Miss. to knock off Mississippi State, 27-13.

UAB saw its five-game Homecoming win streak at Legion Field come to an end in 2006 as SMU edged the Blazers, 28-27. In 2007, UAB defeated Tulane, 26-21. The Blazers defeated Tulane in the 2001 homecoming contest and then won over Houston in 2002.

The Blazers have captured victories in four of their last six homecoming games. They defeated Troy, 21-3, in 2006, downed Tulane, 26-21, in 2007, edged Marshall by a 23-21 score and then beat Florida Atlantic, 56-29, in 2009. UAB dropped homecoming games at Legion Field in 2010 and 2011 (to Marshall, 31-17, in 2010, and to Houston, 56-13 in 2011). The Blazers defeated Southeastern Louisiana, 52-3, in their most recent Homecoming Game in 2012.

UAB

2013 FOOTBALL

All-Time Lettermen

A			
Jeff Aaron	QB	Montgomery, Ala.	2000-01
Adrian Abrams	LB	Theodore, Ala.	1998-00
Shamar Abrams	NG	Harpersville, Ala.	2001-04
Sam Accursio	TE	Homestead, Fla.	2009-12
Dequindre Adams	DB	Columbus, Ga.	2012
Nick Adams	WR	Walterboro, S.C.	2009, '11-12
Alexander Adamson	WR	Homewood, Ala.	1996
Lamar Akles	WR	Anniston, Ala.	1993-95
Sean Alexander	DB	Birmingham, Ala.	1994-96
Shawn Alexander	LB	Oneonta, Ala.	1994-97
Stephen Allen	SAF	Sumiton, Ala.	2010
Tanner Allen	DL	New Albany, Miss.	1999-02
Ugonna Amarikwa	DB	Houston, Texas	2008-10
Bernard Anderson	FB	Tallahassee, Fla.	1998-02
Jeffery Anderson	TE	Selma, Ala.	2007-10
Jake Arians	PK	Tuscaloosa, Ala.	1996-99
Thomas Arnold	DB	Conyers, Ga.	2001-03
Johnni Arrington	TE	Birmingham, Ala.	1998-00
Adam Arthur	OL	San Antonio, Texas	2008-11
Hiram Atwater	SAF	Decatur, Ga.	2009
Billy Autrey	OL	Columbus, Miss.	2011-12
D.A. Autry	LB	Mize, Miss.	2011

B			
Tommy Babakitis	QB	Birmingham, Ala.	2000-02
Kennard Backman	TE	Austell, Ga.	2011-12
Dominic Baldone	OL	Birmingham, Ala.	1991-94
T.J. Ballou	CB	Russell, Miss.	2010-11
Thomas Banks	RB	Birmingham, Ala.	1994-96
John Barefield	OL	Ozark, Ala.	1991-94
Anthony Barnes	DE	Hazlehurst, Miss.	2009
Dexter Barnett	RB	Atlanta, Ga.	2007, '09
Chris Barrett	SN	Gulfport, Miss.	2005-07
Beau Barton	DL	Montgomery, Ala.	1991-94
Patrick Bastien	LB	Immokalee, Fla.	2009, '11-12
Bart Battles	FB	Hueytown, Ala.	1997
Matt Batusic	C	Hoover, Ala.	2002-05
Jamie Bender	SAF	Raleigh, Miss.	2010-11
Paul Bennett	FB	Alabaster, Ala.	2007
Joe Bento	QB	The Woodlands, Texas	2011-12
Keaton Berrion	LB	Hampton, Va.	2009
Yudonn Biassou	DB	Miami, Fla.	1998-99
Alvin Binion	OL	Birmingham, Ala.	1992-95
Marcel Binion	OL	Tuscaloosa, Ala.	2003-04
Kyle Bissinger	DE	Atlanta, Ga.	2003-06
Rodney Bivens, Jr.	QB	Tuscaloosa, Ala.	2006-08
Chad Black	TE	Vestavia Hills, Ala.	1995, '98
Gaylon Black	LB	Childersburg, Ala.	2001-04
Donald Blackmon	DB	Gadsden, Ala.	1991-94
Cameron Blankenship	OL	Alexander City, Ala.	2012
Anthony Blevins	DB	Pleasant Grove, Ala.	1995-98
Adam Bobo	WR	Trussville, Ala.	2006
Greg Bond	RB	Birmingham, Ala.	1991
Kenny Borders	WR	Tallahassee, Fla.	1999-02
Daniel Borne	RB	Avondale, La.	2009 -10
Matt Bowden	OL	Louisville, Ala.	1997-98
Connor Boyett	DE	Danielsville, Ga.	2010-12
Brian Bozeman	DB	Trussville, Ala.	1995-97
Kelton Brackett	DB	Mobile, Ala.	2012
Chris Bradford	QB	Harpersville, Ala.	1991-92
Robin Brasher	SN	Vestavia Hills, Ala.	1995-98
James Bristow	DE	Montgomery, Ala.	1996
Zach Britten	CB	Abbeville, Miss.	2006-07
Justin Brooks	RB	Dothan, Ala.	2008-10
Kenneth Brooks	OL	Alexander City, Ala.	1992-93
Rodregis Brooks	CB	Dadeville, Ala.	1996-99
Adrian Brown	RB	Montevallo, Ala.	2003
Austin Brown	QB	Flowers Branch, Ga.	2012
Chris Brown	CB	Atlanta, Ga.	1999-02
Dale Brown	OL	Birmingham, Ala.	1994-97
Kevin Brown	OL	Birmingham, Ala.	1991-92
Sean Brown	LB	Trussville, Ala.	1996-97
Steven Brown	WR	Vestavia Hills, Ala.	2006
Terry Brown	OL	Selma, Ala.	1991-93
Arlan Bryant	WR	Birmingham, Ala.	1991
Cedrick Buchannon	WR	Auburn, Ala.	1992-95
Brian Buckner	WR	Reno, Nev.	2001
Greg Bulls	OL	Lubbock, Texas	2008-10
Pat Burchfield	DB	Maben, Miss.	2000-01
Marvin Burdette	LB	Batesville, Miss.	2009-12

Dan Burks	RB	Birmingham, Ala.	2002, '04-06
Faruq Burns	DB	Broomfield, Colo.	1994, '96
Derrick Bush	DB	Indianola, Miss.	2000-02
Marlon Bush	DE	Athens, Ala.	1998-01
Warren Butler	DB	Monticello, Fla.	2002-03
Chad Byrd	DL	Mount Vernon, Ala.	1992
Roscoe Byrd	OL	Albany, Ga.	2012

C			
Joel Cain	OT	Mize, Miss.	1998
Greg Calhoun	OL	Alexander City, Ala.	2008-11
Brandon Carlisle	DB	Auburn, Ala.	2006-09
Keith Carroll	OL	Birmingham, Ala.	1995
Jeremy Carter	FB	Billingsley, Ala.	1998-99
Richard Carter	DE	Lovejoy, Ga.	2006-08
Roddell Carter	WR	Mount Pleasant, S.C.	2008-10
Lee Carter	P	Autaugaville, Ala.	1995-99
Josh Case	OT	Pell City, Ala.	1998-
Rick Cauley	RB	Saraland, Ala.	1993
Kenny Causey	WR	Biloxi, Miss.	1996
Destin Challenger	DB	Hoover, Ala.	2012
Leo Chamblin	DB	Birmingham, Ala.	1992-93
Trey Chaney	RB	Birmingham, Ala.	2003-06
Chris Chapman	DT	Jacksonville, Ala.	1991
Bradly Chavez	WR	Saraland, Ala.	2002-04
Jewel Christian	DL	Osyka, Miss.	2012
Daniel Clements	DB	Birmingham, Ala.	2008
Chico Cleveland	WR	Selma, Ala.	2001-03, '05
Coker Cleveland	RB	Anniston, Ala.	1994-96
Derrick Cloud	DE	Birmingham, Ala.	1997-99
Larry Coachman	OL	Cottonwood, Ala.	2001-03
Mike Coalson	RB	Birmingham, Ala.	1992-94
Johnny Cockrell	SAF	Columbus, Miss.	2011
Justin Colbert	RB	Atlanta, Ga.	2002
Glenn Coleman	LB	Tuscaloosa, Ala.	1996
Bashr Coles	RB	Tucker, Ga.	2012
Marquis Coleman	DB	Chester, S.C.	2008-11
Percy Coleman	RB	Birmingham, Ala.	1997-00
Derrick Colley	WR	Bessemer, Ala.	1995-96
Perry Collier	DB	Munday, Texas	1995
Terry Collier	RB	Munday, Texas	1995
Gerod Condry	LB	Tallahassee, Fla.	2004-06
Cory Conley	FB	Smyrna, Ga.	1998
Jhun Cook	WR	Birmingham, Ala.	2002-05
Nick Coon	WR	Ecclectic, Ala.	2003-05, '07
Dominique Cosper	DB	Anniston, Ala.	2002-05
Jody Coulter	OL	Calhoun, Ga.	1995-97
Rusty Coulter	LB	Opelika, Ala.	1992-94
Jeff Cowley	OT	Orlando, Fla.	1998-99
Caron Cox	DE	Villa Rica, Ga.	1999-00
Thomas Cox	QB	Birmingham, Ala.	1999-02
Justin Craft	DB	Alexander City, Ala.	1994-96
Chris Crary	DE	Birmingham, Ala.	1992
David Crawford	RB	Birmingham, Ala.	2000-01
Brian Creel	OL	Boaz, Ala.	1994-98
Logan Creel	OL	Loganville, Ga.	2007-10
Tevin Crews	LB	Brent, Ala.	2012
Jon Criswell	RB	Snead, Ala.	2000
Undrae Crosby	TE	Millbrook, Ala.	1997-00

D			
Sean Dailey	OL	Trussville, Ala.	2008-09
Chase Daniel	SAF	Birmingham, Ala.	2008-10
Chris Daniels	LB	D'Iberville, Miss.	1995-96
Demarcus Davis	WR	Decatur, Ga.	2006
Jason Davis	LB	Hillsboro, Ala.	1997
Jay Davis	WR	Lilburn, Ga.	2011-12
Larry Davis	RB	Birmingham, Ala.	2004
Pernell Davis	DT	Birmingham, Ala.	1996-98
Robert Davis	RB	Homewood, Ala.	1994, '96
Tim Davis	DL	Apopka, Fla.	2007-09
Kevin Davison	DL	Fairhope, Ala.	1992-94
Nick Davison	DL	Calhoun, Ga.	2008-09
David DeCordova	DL	Manhattan Beach, Calif.	2009-10
Byron DeVinner	OL	Calera, Ala.	1992-93
Aron Dickerson	OL	Killen, Ala.	1999-00
Joey Dill	DE	Dora, Ala.	1991-93
Al Dillard	DB	Birmingham, Ala.	1991-92
Jamarius Dismuke	OL	Birmingham, Ala.	2004-07
Daniel Dixon	QB	Cleveland, Ala.	1997-00
Norris Drinkard	WR	Dothan, Ala.	2004-06

UAB

2013 FOOTBALL

All-Time Lettermen

Shannan Dodson	DE	Brookwood, Ala.	1992, '94
Terry Dollerson	LB	Florence, Ala.	1991-94
Tony Dollison	OL	Starkville, Miss.	1999-00
Kevin Drake	WR	Gardendale, Ala.	1994-97
Richard DuBon	DB	Scottsdale, Ariz.	1993-94
Sam Dudley	TE	Tuscaloosa, Ala.	2001-04
Theron Dudley	RB	Stone Mountain, Ga.	2001-03
Jegil Dugger	RB	Birmingham, Ala.	1998-01
Will Dunbar	DB	Atlanta, Ga.	2005-08
Carl Duncan	WR	Montgomery, Ala.	2002-05
Caleb Dyck	RB	Dothan, Ala.	2008-10

E

Tyson Eason	LB	Huntsville, Ala.	1997-00
Curt Eddy	DB	Birmingham, Ala.	1991
Terence Edge	OL	Atlanta, Ga.	2007-08, '10-11
Jamie Edwards	OL	Birmingham, Ala.	1991-93
Vincent Edwards	WR	Birmingham, Ala.	1996
Willie Edwards	WR	Mobile, Ala.	2006
Nigel Eldridge	LB	Montgomery, Ala.	2001-04
Marcus Elliott	RB	Montgomery, Ala.	2003-06
Vince Elliott	DE	Birmingham, Ala.	1991
Bryan Ellis	QB	Byron, Ga.	2009-11
Jordan Erwin	TE	Vestavia Hills, Ala.	2003
Ryan Estes	C	Chino, Calif.	1999-00
Jody Evans	DB	Crestview, Fla.	1992-93
Josh Evans	DL	Lanett, Ala.	1991-94
Will Evans	DB	Montgomery, Ala.	2003-06

F

Carl Fair	RB	Starkville, Miss.	1999-00
Curtis Falany	QB	Vestavia Hills, Ala.	2003-04
Lamarus Farmer	DB	Pensacola, Fla.	2012
Chris Felder	DB	Camden, Ala.	2005-06
Taurus Felton	OL	Cleveland, Miss.	1995-96
Brock Ferguson	DB	Montgomery, Ala.	2008-10
Chad Ferraez	LS	Columbus, Miss.	1999-00
Mark Ferrell	WR	South Boston, Va.	2008-09
Scott Fields	DB	Moody, Ala.	1992
Tommy Fincher	LB	Loxley, Ala.	1991-93
Johnny Flowers	DB	Birmingham, Ala.	1996
Cody Flournoy	DB	Smiths, Ala.	2000-01
Jason Floyd	OL	Birmingham, Ala.	1991-92
Kevin Ford	OL	Vicksburg, Miss.	1999-00
Frantrell Forrest	WR	Mobile, Ala.	2007-10
Wes Foss	SS	Rome, Ga.	1998-00
Lucious Foster	RB	Birmingham, Ala.	1996-98
Rodney Foster	DE	Abernant, Ala.	1991-94
Greg Franklin	RB	Marietta, Ga.	2010-12
Preston Fray	OL	Lithonia, Ga.	1998-01
Kerry Frazier	LB	Havelock, N.C.	1995-96
Eddie Freeman	DE	Mobile, Ala.	1998-01
Lamont French	DB	Amory, Miss.	1996-97
Durrell Fuqua	DB	Russellville, Ala.	2004-06

G

Rhett Gallego	PK	Hueytown, Ala.	1998-01
Maurice Gallery	WB	Mobile, Ala.	1998-01
Andy Galloway	OL	Dothan, Ala.	2001-03
Philip Gambrell	OL	Florence, Ala.	1999-00
Doug Gann	QB	Homewood, Ala.	1991
Jake Ganus	LB	Chelsea, Ala.	2012
Anthony Garrett	DE	Cottonwood, Ala.	2002-03
Lynorse Garrett	TE	Cottonwood, Ala.	2002-03
Bryan Gay	DE	Honolulu, Hawai'i	1995-96
Elias Gee	DT	Bessemer, Ala.	1991
Kendal Gibson	RB	Aliceville, Ala.	2001-02
Randal Gibson	DL	Aliceville, Ala.	2001-02
James Godfrey	DB	Newnan, Ga.	1996-99
Kevin Grace	OL	Meridian, Miss.	1999-00
Aaron Green	OL	Indianapolis, Ind.	2012
Chad Green	DT	Webb, Ala.	1991
Marlon Green	DB	Brookwood, Ala.	1991-94
Pat Green	RB	Columbiana, Ala.	1991-94
Charles Griffin	WR	Montgomery, Ala.	2000-01, '03-04
Tyrone Griffin	LB	Rome, Ga.	1997-98
Glenn Griggs	RB	Birmingham, Ala.	1994-95
Trey Grissett	DL	Warner Robins, Ala.	2011-12
Brian Gunningham	OL	Redlands, Calif.	1995-96
Brandon Guy	LB	Shelby, Ala.	1991-92
Kris Guyton	LB	Tuscaloosa, Ala.	2005-06

H

Darrell Hackney	QB	Atlanta, Ga.	2002-05
Torrey Hale	DB	Gadsden, Ala.	2000-01
Jeff Hamby	SN	Vestavia Hills, Ala.	2005-08
Wilbert Hamilton	DL/OL	Montgomery, Ala.	2000-03
Jason Hamlin	DL	Alabaster, Ala.	2003-04
Cedric Hampton	TE	Courtland, Ala.	2002-05
Jeff Hannah	DE	Gardendale, Ala.	1997
Joe Happe	DL	Canton, Ga.	2006-08
Joey Harbarger	TE	Bessemer, Ala.	1991-92
Dedric Hardrick	FB	Bridgeport, Ala.	1999
Chip Harris	WR	Chipley, Fla.	1992-94
Darryl Harris	WR	Bessemer, Ala.	2007-09
Dennis Harris	LB	Phenix City, Ala.	1994
Kenneth Harris	DE	Atlanta, Ga.	2000-02
Keon Harris	LB	LaGrange, Ga.	2007-10
Leroy Harris	DB	Demopolis, Ala.	2001-02
Quinton Harris	OL	Courtland, Ala.	2004-06
Tommy Harrison	DB	Columbiana, Ala.	1991-93
Deijon Hart	DB	LaGrange, Ga.	2001-02
Nick Hayes	PK	Birmingham, Ala.	2001-04
Tony Haynes-Dalton	DL	Franklin, Tenn.	2004-06
Brandon Heath	WR	Decatur, Ga.	2009
Patrick Hearn	WR	Quitman, Miss.	2009-12
Joe Henderson	LB	Birmingham, Ala.	2005-08
Nyiakki Height	WR	Marietta, Ga.	2012
Carlos Hendricks	DB	Montgomery, Ala.	2001-03, '05
Shane Hendry	LB	Millry, Ala.	1993-97
Elliott Henigan	DL	Atlanta, Ga.	2008-11
Brandon Herring	OL	Hueytown, Ala.	1996-99
Stephen Herring	WR	Anniston, Ala.	2011-12
Andre Hicks	DB	Atlanta, Ga.	2008-11
Cary Hill	WR	Gadsden, Ala.	1994
Dio Hill	DB	New Smyrna Beach, Fla.	2001-03
Benjie Hines	OG	Pelham, Ala.	1998
David Hines	LB	Suwanee, Ga.	2005
John Hix	OL	Auburn, Ala.	2011-12
Maurice Hobson	TE	Selma, Ala.	1995-96
Josh Holden	TE	Florence, Ala.	1999-00
Kevin Holden	DB	Birmingham, Ala.	1991
John Holladay	QB	Eutaw, Ala.	1992-93
Adam Hollifield	OL	Hoover, Ala.	2007-08
Scotty Hollins	DB	Birmingham, Ala.	1997-99
Joey Home	OL	Hiram, Ga.	2004-05
Chris Hubbard	OL	Columbus, Ga.	2009-12
Rodney Hudson	QB	LaGrange, Ga.	1995-96
John Humphries	LB	Montgomery, Ala.	2000-01
Joe Humphrey	DE	Compton, Calif.	1993-94
Sam Hunt	QB	Cedartown, Ga.	2006-07
Al Hurst	DB	Bessemer, Ala.	1996-99
Jackie Hurst	DT	Kennedy, Ala.	1991-95

I

Kaycee Ike	OL	Lawrenceville, Ga.	2011-12
Derrick Ingram	WR	Farmerville, Ala.	1991-94
Greg Irvin	LB	Demopolis, Ala.	2009-12
David Isabelle	QB	Huntsville, Ala.	2009-10

J

Dontavius Jackson	RB	Franklin, Ga.	2011-12
Micky Jackson	DL	Piedmont, Ala.	2011
Sandy Jackson	LB	Birmingham, Ala.	1992-93
Brandon Jeffries	DE	Tuscaloosa, Ala.	2004-07
Curtis Jeter	NG	Montgomery, Ala.	1995-98
Aaron Johns	RB	Thomasville, Ala.	2008
A.J. Johnson	OL	Ocilla, Ga.	1993-96
Carl Johnson	DB	Birmingham, Ala.	2004-06
Cortlin Johnson	DE	New Orleans, La.	2003-06
Daryl Johnson	WR	Jasper, Ala.	1996-99
Jermaine Johnson	WR	New Orleans, La.	1993-94
Justin Johnson	WR	Dothan, Ala.	2007-08
Lamar Johnson	DB	Pascagoula, Miss.	2012
Paul Johnson	LB	Cordova, Ala.	1991-92
Travis Johnson	WR	Jacksonville, Ala.	1997-01
Lee Jolly	QB	Cedartown, Ga.	1997-99
Calvin Jones	DB	Petal, Miss.	2012
Chris Jones	LB	Trinity, Ala.	1993-94
Clint Jones	LB	Trinity, Ala.	1996-97
James Jones	RB	Birmingham, Ala.	1991
Mike Jones	OL	New Augusta, Miss.	1994-95
Mike Jones	WR	Nashville, Tenn.	2007-10

UAB

2013 FOOTBALL

All-Time Lettermen

Reggie Jones	DB	Bessemer, Ala.	2007
Rodney Jones	NG	Birmingham, Ala.	1998-01
Santonio Jones	TE	Heidelberg, Miss.	2012
Shaq Jones	LB	Lanett, Ala.	2012
Jimmy Joynt	OL	Marietta, Ga.	2001

K

Tom Karlo	QB	Grossmont, Calif.	1995
Sam Kendrick	DL	Birmingham, Ala.	2002-05
Bobby Keyes	DB	Raleigh, Miss.	2003-04
Reginald King	DE	Courtland, Ala.	1995-97
Scott King	LB	Phenix City, Ala.	1998-99
Jared Koechner	OL	Louisburg, Kan.	2008-09
Taylor Klein	SN	Lexington, Ky.	2009-12
Andrew Kopecky	CB	Vestavia Hills, Ala.	1998-01
Tim Kreider	OL	Birmingham, Ala.	1992-94

L

Eric Lam	OL	Hoover, Ala.	1994
Eric Lampley	LB	Douglasville, Ga.	1996-99
Marcus Lampton	OL	Columbia, Miss.	2004-05
Vashon Landers	DB	Opelika, Ala.	2012
Zach Lankford	TE	Dacula, Ga.	2006-09
Eddie LaFavour	DL/OL	Glencoe, Ala.	2000-01
Anthony Larry	OL	New Orleans, La.	2002
Lamar Lee	TE	Topeka, Kan.	1995-96
Alan Leon	OL	Gulfport, Miss.	2005-06
Robert Leslie	DE	Trussville, Ala.	1993-95
Caleb Lester	CB	Atlanta, Ga.	2010-11
Otis Leverette	DE	Americus, Ga.	1999-00
James Lewis	DE	Birmingham, Ala.	1997-98
Reggie Lindsey	WR	Pensacola, Fla.	2004-05
Paul Linsky	OL	Birmingham, Ala.	2002-04
Leron Little	WR	Aliceville, Ala.	1999-01
Drew Lofstad	DB	Kennesaw, Ga.	1992-95
Keith Long	OL	Hartselle, Ala.	1993
Ty Long	PK	Roswell, Ga.	2011-12
Jordan Longoria	TE	Atlanta, Ga.	2010-12
Drew Luker	LB	Sweet Water, Ala.	2008-11
Ryan Lundy	LB	Pelham, Ala.	1995-98
Stanley Lykes	LB	Birmingham, Ala.	2006
Mark Lynch	RB	LaBelle, Fla.	1995-96

M

Brandon Madden	DL	Round Rock, Texas	2006
Walt Maddox	DT	Tuscaloosa, Ala.	1991-94
Andrew Mahan	DE	Selma, Ala.	2010
Robert Mallory	OL	Woodruff, S.C.	1991-92
Darius Malone	WR	Douglasville, Ga.	1996-99
James Malone	DL	Cedartown, Ga.	1999-02
Marcus Mark	LB	Mobile, Ala.	2003-06
Chris Mason	DE	Cullman, Ala.	2002-03
Nick Mathis	DB	Indianapolis, Ind.	1993-94
Chris Maye	P	Daleville, Ala.	1991-94
Matt McCants	OL	Mobile, Ala.	2007, '09-'11
Marc McCluney	OL	Gadsden, Ala.	1991-94
Jermaine McElveen	DE	Atlanta, Ga.	2003-06
Elliott McGaskin	SAF	Mobile, Ala.	2009-10
Hassan McKeithan	DL	Marietta, Ga.	1998-02
Marcus McKinney	WR	Birmingham, Ala.	1992-94
Michael McRae	DB	Sarasota, Fla.	2007-08
Larry McSwain	DE	Mobile, Ala.	2004-06
Joe Meadow	FB	Hoover, Ala.	1998-99
Tim Medders	OL	Alabaster, Ala.	1997-00
Ryan Meeks	LB	Evergreen, Ala.	1999-01
Sylvester Mencer	WR	Midfield, Ala.	2005-07, '09
Ortavious Miles	FB	Trussville, Ala.	1998
David Miller	DL	Cullman, Ala.	2003-06
Lee Miller	PK	Starkville, Miss.	1997
Michael Miller	WR	Birmingham, Ala.	1991-92
Michael Mills	LB	Pelham, Ala.	1994
Calvin Mitchell	OL	Cedar Grove, Ala.	1997
Jim Mitchell	RB	Lawrenceville, Ga.	2007-09
Travis Mizell	DB	Ft. Lauderdale, Fla.	1992-94
Jeff Mollison	WR	Birmingham, Ala.	1991-92
Bo Moncur	RB	Miami, Fla.	2003
Shannon Monroe	LB	Thomasville, Ga.	1997-98
Chris Moon	DT	Trussville, Ala.	1993-95
Freddie Moore	WR	Decatur, Ala.	2010-11
Sterrick Morgan	DE	Tuscaloosa, Ala.	1995-98
Jontavious Morris	DL	Albany, Ga.	2012

Benji Morrow	RB	Birmingham, Ala.	1996-98
D'Andre Mostella	RB	Danville, Va.	2011
Hunter Mullins	P	Talladega, Ala.	2012
Parker Mullins	P	Starkville, Miss.	2003-06
Patrick Murrah	FL	Columbiana, Ala.	1999-00
Rajohn Myles	DE	Ashland, Ala.	1999-00

N

Eric Nation	WR	Brookside, Ala.	1995-98
Hayden Naumann	OL	Decatur, Ala.	2012
Kris Neal	RB	Birmingham, Ala.	1998-99
John Newton	SN	Birmingham, Ala.	2001-04
Jamarcus Nelson	WR	Midfield, Ala.	2011-12
William Nichols	TE	Sprott, Ala.	1991, '94
Marvin Nickson	DL	Boligee, Ala.	2001-02
Shawn Ninesling	DT	Ft. Pierce, Fla.	1991
Cory Nix	TE	Woodstock, Ga.	2000-01
Landon Nolen	SAF	Pleasant Grove, Ala.	2011-12
Shane Norton	LB	Montgomery, Ala.	1993
Shannon Nowak	WR	Alabaster, Ala.	1994

O

Brian O'Leary	OL	Venice, Fla.	2011-12
Al Olieh	DE	Aurora, Ill.	1996-97
Andrae Ollie	RB/WR	Birmingham, Ala.	2000
Jamie Onufrak	DL	Sarasota, Fla.	2012
James Orrick	OL	Phil Campbell, Ala.	1999
Rodney Outlaw	OL	Starkville, Miss.	2004
Isaih Owens	DE	Marion, S.C.	1994-96
Taylor Ownbey	LB	Gainesville, Ga.	2005-06

P

William Parchman	WR	Birmingham, Ala.	1991-92
Omar Parker	DB	Montgomery, Ala.	1995-98
Jesse Parrish	LB	Wetumpka, Ala.	2012
Cody Payne	DL	West Palm Beach, Fla.	2010, '12
Shane Pearson	TE	Athens, Ga.	2000-02
Thurman Pearson	DB	Melvin, Ala.	2000-02, '04
Tyler Peppers	DE	Opelika, Ala.	2011
Bo Perry	OT	Cedartown, Ga.	1998-99
Jonathan Perry	QB	Baltimore, Md.	2011-12
Mark Pettus	OL	Lineville, Ala.	2001-02
Manuel Philpott	WR	Birmingham, Ala.	1991
Michael Pittman	TE	Dacula, Ga.	2001-02
Dwight Platt	CB	Atlanta, Ga.	1998
Vincent Pollard	LB	Ocilla, Ga.	2003
Robert Porter	WR	Homewood, Ala.	1991-94
Darius Powell	DB	Foley, Ala.	2012
Antoine Powers	DB	Hazel Green, Ala.	2007-08
Jason Powers	P	Tampa, Fla.	1993-95
Josh Powers	TE	Collierville, Tenn.	1996-98
Blake Prime	DB	Birmingham, Ala.	2002-05
Bud Pruitt	TE	Theodore, Ala.	2011-12
Michael Putt	DL	Birmingham, Ala.	1991-92

Q

Kelvin Quarles	DL	Atlanta, Ga.	2007
Willie Quinnie	WR	Theodore, Ala.	2000-02

R

Chris Rabb	DE	Hueytown, Ala.	2012
Marcel Rachel	WR	LaGrange, Ga.	1995-97
Trey Ragland	P	Trussville, Ala.	2008-10
Jeremy Raines	DT	Chipley, Fla.	1994
Henry Ray	WR	Birmingham, Ala.	1992
Jason Ray	OL	Central, S.C.	1996
Johnny Rea	OL	Pell City, Ala.	1994-97
Kyle Rea	RB	Russellville, Ala.	1997-98
Darrin Reaves	RB	Birmingham, Ala.	1991
Darrin Reaves	RB	Birmingham, Ala.	2011-12
Mark Reaves	OL	Oxford, Ala.	1994-97
Tony Reed	DB	Sylacauga, Ala.	1991-92
D.J. Reese	DK	Daphne, Ala.	2007-10
Izell Reese	DB	Dothan, Ala.	1994-97
Brandon Register	DB	Seminole, Ga.	2003-06
Keith Register	OL	Chipley, Fla.	1992-95
Anthony Reid	OL	Hayden, Ala.	1994-96
Lute Renshaw	P	Decatur, Ala.	1992-93
Clarence Respress	DL	Barnesville, Ga.	2004-06
Ernest Respress	DL	Barnesville, Ga.	2002-05
Brett Richards	C	Buford, Ga.	1997-99

UAB

2013 FOOTBALL

All-Time Lettermen

Cornelius Richards	CB	Northport, Ala.	2009-12
Gene Richardson	LB	Birmingham, Ala.	1992
Starlin Ridley	LB	Atlanta, Ga.	1999-02
Lance Rhodes	WR	Birmingham, Ala.	2003-05
Lee Robbins	DL	Dothan, Ala.	1994
Mitch Robbins	DB	New Hope, Ala.	1992
Shaquille Roberson	DL	Camp Hill, Ala.	2012
Joey Roberto	LB	Pelham, Ala.	1995-96
Michael Roberto	DT	Pelham, Ala.	1995-96
DeMarcus Rodgers	LB	Toxey, Ala.	2002-04
Cornelius Rogers	OL	Birmingham, Ala.	2004-06
Keith Roland	RB	Belle Glade, Fla.	1991
Ernest Ross	WR	Decatur, Ga.	1996-99
Kenny Rush	OL	Tallahassee, Fla.	2002-03
Wallace Rutledge	LB	Birmingham, Ala.	1996-97

S

Carl Sanders	RB	Montgomery, Ala.	1996
Kevin Sanders	DB	Pell City, Ala.	2005-08
Jared Sands	FB	Gardendale, Ala.	2004
Alex Santiago	RB	Pell City, Ala.	1991
Deric Scott	DT	Atlanta, Ga.	2010-12
Daniel Seahorn	OL	Houston, Texas	2008-09
Jake Seitz	OL	Vestavia Hills, Ala.	2006-09
David Self	DE	Birmingham, Ala.	1991-92
Scotty Shaw	LB	Pelham, Ala.	1992
Pat Shed	RB	Starkville, Miss.	2010-11
Lance Shoemaker	DE	Montgomery, Ala.	1991-92
George Sides	QB	Elmore, Ala.	1991
Dainon Sidney	CB	Atlanta, Ga.	1996-97
Melvin Sidney	OL	Atlanta, Ga.	1996-98
David Sigler	TE	Albertville, Ala.	2004-07
Ron Sigler	TE	Mobile, Ala.	1994-95
T.J. Simmons	WR	Chipley, Fla.	1999-02
Justin Sims	LB	Mobile, Ala.	2007
Eddie Sinclair	LB	Leeds, Ala.	1992-94
Adrian Singleton	FS	Mobile, Ala.	1998-01
Derek Slaughter	DE	Jonesboro, Ga.	2009
Derek Slaughter	LB	Pelham, Ala.	2012
Rashaud Slaughter	WR	Adamsville, Ala.	2006-09
Jonathan Sledge	LB	Birmingham, Ala.	1998-99
Justin Smartt	DB	Atlanta, Ga.	2008-10
Brian Smith	LB	Rome, Ga.	1996-98
Brian Smith	DB	Birmingham, Ala.	1991
Darion Smith	C	Brookhaven, Miss.	2010-11
Nolen Smith	WR	Oneonta, Ala.	2010-11
Julian Smith	TE	Birmingham, Ala.	2007-08
Xavier Smith	DL	Mobile, Ala.	2007
Mastaki Smith	LB	Mobile, Ala.	2003-06
Terry Smith	DT	Aberdeen, Miss.	1995-97
Les Snead	TE	Eufaula, Ala.	1991
Jason Southall	WR	Birmingham, Ala.	2001-04
Tom Sondgeroth	DT	Mendota, Ill.	1992
Jerrickus Speights	DL	Gardendale, Ala.	2005-07
Brad Spencer	OL	Birmingham, Ala.	2001-02
Alan Spooner	LB	Trussville, Ala.	1991-93
Terrell Springs	DB	Chester, S.C.	2008-11
Ferson Stafford	SAF	Phenix, Ala.	2009-10
LaDarius Stanley	DL	Courtland, Ala.	2004-07
Mario Stanley	DB	Athens, Ala.	2000-02
B.J. Steed	LB	Sioux City, Iowa	2006-08
Nick Stewart	LB	Montgomery, Ala.	1998-01
Ross Stewart	P	Blountsville, Ala.	1999-02
Darnell Stiell	LB	Spanish Fort, Ala.	1998-99
Alvin Stokes	QB	Jackson, Miss.	1995-97
Dennis Stokes	DB	Chipley, Fla.	1994-96
Patrick Swoopes	OL	Starkville, Miss.	2006

T

Mike Tashman	LB	Hoover, Ala.	2007
Kevin Tatarek	P	Birmingham, Ala.	1992-96
Todd Tate	WR	Marietta, Ga.	2005
Jacob Tauanuu	LB	San Diego, Calif.	2007
Darius Taylor	LB	Cherokee, Ala.	2001-04
Doug Taylor	WR	Linden, Ala.	1991-92
Matt Taylor	DB	Birmingham, Ala.	2005-08
Rod Taylor	LB	Montgomery, Ala.	2000-01
Blake Thackston	WR	Douglasville, Ga.	2007
Cedric Thatch	RB	Tanner, Ala.	1997-00
Bryan Thomas	DE	Birmingham, Ala.	1998-01
Caleb Thomas	OL	Decatur, Ala.	2008-11

Terry Thomas	LB	Bessemer, Ala.	2007-08
Travouris Thomas	WR	Atlanta, Ga.	2002
Kevin Thomason	PK	Maylene, Ala.	1992-95
Willie Thompson	OL	Louisville, Ga.	2006-09
Brandon Thornton	RB	Birmingham, Ala.	2007
David Thornton	RB	Vernon, Ala.	1992-93
Kevin Thrasher	DE	Alexandria, Ala.	1997
Jeff Tippetts	TE	Jacksonville, Ala.	2001
Ken Todd	DL	Birmingham, Ala.	1997-98
Mike Trammell	OL	Birmingham, Ala.	1991-94
Jason Tropeano	LB	Birmingham, Ala.	1993-94
Quentin Troupe	WR	Tanner, Ala.	1997
Adam Truitt	OL	Hoover, Ala.	2004-07
Kirk Tuck	OL	Pelham, Ala.	1999-02
Brent Turner	LB	Huntsville, Ala.	1995-96
Bryant Turner	DE	Daphne, Ala.	2007-10
Daniel Turner	OL	Andalusia, Ala.	2006-07
Jamie Tyler	OL	Birmingham, Ala.	1991-92

V

Jake Vest	WR	Daleville, Ala.	1995
D.J. Vinson	WR	Clay, Ala.	2011
Danny Volk	TE	Tanganoxie, Kan.	2010-11

W

Julius Wainwright	DB	Tuscaloosa, Ala.	2002-05
Roger Waldon	DB	Detroit, Mich.	1991-94
Wade Waldrop	P	Hartselle, Ala.	1998
Joseph Waller	TE	Huntsville, Ala.	2007-10
Chris Walton	DE	Atlanta, Ga.	2011-12
Lamanski Ware	LB	Lanett, Ala.	2008-11
Avery Warner	FS	Decatur, Ga.	1998-01
Swayze Waters	PK/P	Jackson, Miss.	2005-08
Shalin Waterford	DB	Harvest, Ala.	2012
Diaheem Watkins	DL	Brent, Ala.	2011-12
Jarrell Watters	LB	Thomasville, Ala.	2008
Katrell Watters	LB	Thomasville, Ala.	2008
Cortez Webb	DB	Wichita, Kan.	2012
Joe Webb	QB	Birmingham, Ala.	2006-09
Justin Wells	DL	Madison, Ala.	2009-10
John Whitcomb	QB	Chipley, Fla.	1992-94
Barker White	OL	Pensacola, Fla.	2001-02
Corey White	RB	Bessemer, Ala.	2003-06
Daniel White	LB	Apopka, Fla.	2009-10
Patrick White	RB	Boaz, Ala.	1992
Roddy White	WR	Charleston, S.C.	2001-04
Wayne White	LB	Dothan, Ala.	1991-94
Justin Whitmore	DB	Birmingham, Ala.	2002-04
Carlos Whitt	RB	Birmingham, Ala.	1992
Henry Wideman	LB	Brilliant, Ala.	1993
Josh Widner	OL	Cullman, Ala.	1993-96
Artavious Williams	OL	Montgomery, Ala.	2000-01, '03
Carnell Williams	DB	Wenonah, Ala.	2004-07
Chris Williams	QB	New Orleans, La.	2003-06
Jackie Williams	WR	Prichard, Ala.	2010-12
James Williams	CB	Clarksdale, Miss.	1998-99
Jeffery Williams	LB	Tallahassee, Fla.	2004-06
Royd Williams	WR	Birmingham, Ala.	2000-01
Tommy L. Williams	QB	Jasper, Ala.	1992
Tony Williams	DL	Montgomery, Ala.	2002-03
Travis Williams	OL	Lanett, Ala.	1991-94
Sam Williamson	DL	Greenville, Ala.	2002-05
Alan Willis	DB	Altoona, Ala.	1994-97
Reggie Willis	RB	Birmingham, Ala.	2002
A.J. Wilson	SAF	Marshall, Texas	2010
Darrion Wilson	LB	Crawfordville, Fla.	2009-10
Julius Wilson	OL	Bradenton, Fla.	2004-06
Terrance Winborn	DE	Gadsden, Ala.	1996-98
Sentell Winston	DB	Demopolis, Ala.	1999-01
John Woltersdorf	PK	Birmingham, Ala.	1991
Zac Woodfin	LB	Prattville, Ala.	2001-04
Mario Wright	WR	Birmingham, Ala.	2007-10

Z

Josh Zahn	PK	Gilbert, Ariz.	2009-10
-----------	----	----------------	---------

All-Americans

During the 22 seasons of intercollegiate competition for the UAB football program, 10 different players have earned All-American honors. Awards were presented by the Associated Press, The Sports Network, a national wire service that conducts weekly I-AA national rankings and The Football Gazette.



Josh Evans, DT
1993, 1994

Josh Evans was a four-year letterwinner and start for the Blazers' defensive line. He was one of 16 players to play on each of the first four teams in the program's brief history.

Evans earned honorable-mention All-America honors from The Sports Network in 1993 and 1994. As a senior in 1994, Evans posted 72 tackles with five sacks and 13 tackles for losses.

A consistent performer during his career, Evans ranks among the top five career leaders in tackles at UAB. Evans spent nearly 10 seasons in the NFL with various organizations before retiring in 2005.



Derrick Ingram, WR
1993, 1994

Derrick Ingram was a four-year letterwinner who proved to be one of the nation's top receivers in his senior season.

Ingram earned first-team All-America honors from the Associated Press in 1994 and was a second-team selection by The Sports Network.

In '93, he was a second-team AP and honorable mention Sports Network honoree.

In 1994, Ingram posted 83 receptions for 1,457 yards and 13 touchdowns; his 1,457 yards rank as the third-best single-season performance in I-AA history, eclipsing the mark of 1,450 by Jerry Rice during his junior season.

He completed his career with 207 receptions for 3,379 yards and 28 touchdowns.




John Whitcomb, QB
1993, 1994

John Whitcomb left Southern Mississippi, where he backed up current Green Bay Packer starter Brett Favre, and transferred to UAB where he started four games in 1992 and all 22 during the '93 and '94 seasons.

The strong-armed quarterback quickly made his mark on the program, throwing for 3,012 yards and 21 touchdowns as a junior, earning honorable mention All-America honors from The Sports Network.

As a senior, the Chipley, Fla., native threw for 3,031 yards and 22 touchdowns and finished his UAB career with 560 completions for 7,420 yards and 53 touchdowns.




Cedrick Buchannon, WR
1995

Cedrick Buchannon spent three years "in the shadow" of fellow All-American Derrick Ingram but made the most of his fourth and final season with the Blazers in 1995.

Buchannon is UAB's all-time leader in kickoff and punt returns, and he ranks second among all-time leaders in receiving.

Indeed, it was his special-teams play that earned him Honorable-Mention All-America honors from The Football Gazette in his senior season. Buchannon ranked among the national leaders in kickoff and punt returns; he had 14 kickoff returns for 335 yards, and he returned 23 punts for 312 yards and two touchdowns.



Kerry Frazier, LB
1995

Kerry Frazier wasted no time in making an impact on the UAB program.

Frazier started all 11 games in 1995 at middle linebacker with 91 tackles, including 65 solos; he posted four quarterback sacks (second-most on team) and six total tackles for losses. He also

had an interception and a fumble recovery in a campaign that earned him honorable mention All-America honors from The Football Gazette.




Robert Leslie, DE
1995

Robert Leslie got better and better during his career at UAB, and in his senior season he was one of the top defensive ends in the nation.

Leslie posted a career-high 81 tackles (third-best on the team) in his senior season; he set a single-season record with 13 quarterback sacks

and tied a team mark with 16 total tackles for losses. Those numbers earned the three-year letterwinner second team All-America honors from The Football Gazette.

The three-year starter finished his career with 224 tackles, 20 sacks and 28 total tackles for losses.



Johnny Rea, C
1997

Johnny Rea was a four-year starter and letterwinner on the offensive line during his collegiate career at UAB (1994-97) and also established himself as one of the finest all-around student-athletes in the history of UAB athletics.


Rea came to UAB on an academic scholarship and walked on; a year later, he was on athletic aid.

The Pell City, Ala., native posted a 4.0 GPA for his undergraduate career, earned Presidential Honors (a 4.0 GPA) as well as first-team Academic All-America honors. in 1997-98.

UAB

2013 FOOTBALL

All-Americans



**Rodregis Brooks, CB
1999**

Rodregis Brooks was lucky to even be playing at the beginning of the 1999 season. The junior cornerback had suffered a torn groin muscle in 1998 preseason practice and had to sit out the year as a medical redshirt. Brooks came back, tying for the national lead in interceptions with nine, and leading the nation in punt return yardage for much of the year. Brooks received first-team All-Conference USA honors and was named C-USA Special Teams Player of The Year. In addition, he earned second team All-America honors from the Associated Press, becoming the first Blazer All-American of the I-A era.



**Bryan Thomas, DE
2001**

Bryan Thomas' dedication and hard work paid dividends in April, 2002 when he was selected No. 22 in the NFL draft by the New York Jets.

Thomas became the first UAB player in history to be taken in the NFL's opening round.



**Roddy White, WR
2004**

Thomas was the anchor of the Blazers' "Steel Shield" which led the nation in rushing defense (57.3 yards per game) in 2001 and ranked No. 5 in overall defense (265.9 per game). Thomas is UAB's all-time sack leader (36) and tackles for loss with 56. Thomas was a first-team All-Conference USA selection in 2001 and was named to College Football News.com second-team All-America team.

Roddy White was a three-year letterwinner for the Blazers at wide receiver and while he had productive seasons as a sophomore and junior, it was in 2004 as a senior when White emerged as one of the best at his position in the country. White caught 71 passes as a senior for an NCAA-leading and Conference USA record 1,452 yards. He also was on the receiving end of 14 touchdowns, also a league record. White, who was chosen in the first round of the 2005 NFL draft by the Atlanta Falcons, earned All-America honors by several agencies, including Associated Press.

All-Conference USA Selections

2012

Chris Hubbard — OL, 1st Team
Darrin Reaves — RB, 1st Team
Marvin Burdette — LB, 2nd Team

2011

Matt McCants — OL, 1st Team
Jamie Bender — DB, 2nd Team

2010

Matt McCants — OL, 1st Team
Elliott Henigan — DL, 2nd Team

2009

Joe Webb — Offensive
Player of the Year
Jake Seitz — C, 1st Team
Hiram Atwater — SAF, 2nd Team
Joe Webb — QB, 2nd Team

**Offensive
Player-of-the-Year**

Joe Webb, 2009

2008

Joe Henderson — LB, 1st Team
Kevin Sanders — CB, 1st Team
Swayze Waters — P, 1st Team &
PK, 2nd Team
Jeff Hamby — SN, 2nd Team

2007

Will Dunbar — DB, 1st Team
(Coaches & Media)
Swayze Waters — PK, 1st Team

(Media) & 2nd Team (Coaches)
Joe Henderson — LB, 2nd Team
(Media)

2006

Larry McSwain — DE, 1st Team
Orlandus King — LB, 2nd Team
Julius Wilson — OL, 2nd Team
Will Dunbar — DB, 3rd Team
Joe Henderson — LB, 3rd Team
Marcus Elliott — KR, 3rd Team

2005

Matt Batusic — OL, 1st Team
Darrell Hackney — QB, 1st Team
Reggie Lindsey — WR, 1st Team
Larry McSwain — DE, 1st Team
Dominique Cospser - DB,
3rd Team
Ernest Respress — DL, 3rd Team
Julius Wilson — OL, 3rd Team

2004

Andy Galloway — OL, 1st Team
Larry McSwain — DE, 1st Team
Roddy White — WR 1st Team
Zac Woodfin — LB, 1st Team
Reggie Lindsey — RS, 2nd Team
Darrell Hackney — QB, 3rd Team
Dan Burks - RB, 3rd Team
Dominique Cospser - DB,
3rd Team

2003

Zac Woodfin — LB, 1st Team
Nick Hayes — PK, 2nd Team

2002

Zac Woodfin — LB, 2nd Team
Chris Brown — DB, 2nd Team

2001

Bryan Thomas — DE, 1st Team
Rod Taylor — LB, 1st Team
Jegil Dugger — RB, 2nd Team
Preston Fray — OL, 2nd Team
Rodney Jones — DL, 2nd Team

2000

Jegil Dugger — RB, 2nd Team
Tony Dollison — OL, 2nd Team
Bryan Thomas — DL, 2nd Team

1999

Rodregis Brooks — DB, 1st Team
Rodregis Brooks — RS, 1st Team

**Special Teams
Player-of-the-Year**
Rodregis Brooks, 1999

**All-Freshman Team
2012**

Cameron Blankenship, OL
Austin Brown, QB

2011

Ty Long, PK

2010

Jackie Williams, WR

2009

Chris Hubbard, OL
Taylor Klein, SN
Daniel White, LB

2007

Jeffery Anderson, TE
Mike Tashman, LB

2006

Jake Seitz, OL
Rashaud Slaughter, WR, PR

2005

Kris Guyton, LB

2004

Durrell Fuqua, DB

2003

Jermaine McElveen, DE

2002

Darrell Hackney, QB
Julius Wainwright, DB


2001

Theron Dudley, RB
Andy Galloway, OL
Darius Taylor, LB
Nick Hayes, PK

UAB

2013 FOOTBALL

Important Dates in UAB Football



Senior quarterback Doug Gann (15) receives instructions from the referee at the coin toss for UAB's first-ever game at Millsaps on Sept. 7, 1991.

1991

March 13: A press conference is held in the Green and Gold Room of the UAB Arena with UAB President Charles McCallum and athletic director Gene Bartow to announce that the university will play NCAA Division III football in the fall of 1991.

Dr. Jim Hilyer, the coach of the club team during the previous two seasons, is named head coach.

Sept. 7: UAB plays its first-ever NCAA-sanctioned football game against Millsaps College in Jackson, Miss. Millsaps wins the game, 28-0. Doug Gann, a four-year letterwinner for the UAB baseball team, is the first quarterback.

Sept. 21: The first victory for the football team comes on the road as the Blazers defeat Washington & Lee 34-21 in Lexington, Va. The Blazers trailed 21-12 going into the fourth quarter, but rallied for 22 unanswered points to win the game.

Nov. 9: UAB wins its first game at historic Legion Field with a 9-7 victory over Hastings College. The game was tied 7-7 late in the third quarter before the Blazers got a safety to take the lead and win the game.

Nov. 16: Freshman quarterback Chris Bradford comes in for the second half and throws four touchdown passes to lead the Blazers to a 25-6 comeback victory over Clinch Valley. The victory gives UAB a 4-3-2 record in its first season of intercollegiate competition.

1993

Sept. 6: The Blazers make their Division I-AA debut at Legion Field before a crowd of more than 14,000 as they host in-state rival Troy State. Troy State led 10-3 at halftime en route to a 37-3 victory.

Nov. 19: Junior quarterback John Whitcomb earns National I-AA Player of the Week honors as he throws for 449 yards and six touchdowns in leading the Blazers to a 58-6 victory over Prairie View A&M in the season finale. The win closes the '93 season with a 9-2 record as the Blazers won their last eight contests of the year.

1994

Jan. 13: The state of Alabama is somewhat "shocked" by the announcement that Homewood native Robert Davis is leaving LSU and coming home to play football at UAB. Davis, a Freshman All-American at LSU in 1992 and "Mr. Football" in Alabama as a high-school senior, said he felt UAB was his best choice.

Aug. 23: A press conference is held in the UAB Arena with UAB President J. Claude Bennett and athletic director Gene Bartow to announce that the university will be "making the move" to Division I-A football in 1996.

Sept. 6: Athletic director Gene Bartow and head coach Jim Hilyer announced that UAB will play at Auburn on August 30, 1996, in the Blazers' first-ever Division I-A game.

Sept. 24: The Blazers get their first taste of Division I-A competition as they travel to Lawrence, Kansas, to take on the Kansas Jayhawks. The Jayhawks led 24-0 at halftime and returned the opening kickoff of the second half for a touchdown en route to a 72-0 victory.

Dec. 13: Dr. Jim Hilyer, the only head coach during the first four years of the program, announces that he is resigning and accepting a position as an assistant athletic director within the athletic department. The Blazers posted a 27-12-2 record under Hilyer's leadership, including two seasons of Division III competition and two years at the I-AA level.

1995

Jan. 2: The search for a new football coach is over with the announcement that Watson Brown, a veteran of more than 20 years in college coaching, is UAB's second football coach. The Cookeville, Tenn., native had been the offensive coordinator at the University of Oklahoma the previous two years.

Oct. 14: The Blazer program earned perhaps its biggest victory with a 19-14 over Division I-A North Texas on the road in the Eagles' homecoming game. Kevin Drake threw two touchdown passes to Cedrick Buchannon in the victory.

Nov. 9: Athletic director Gene Bartow and head football coach Watson Brown announce at the weekly football press conference that the university has received official approval from the NCAA to move to Division I-A. The 1996 schedule features eight Division I-A opponents.

Important Dates in UAB Football



Nov. 14, 1996: Conference USA commissioner Mike Slive announces that UAB will become a football-playing member of the league for the 1999 season.

1996

Aug. 31: A little less than two years after the game was announced, the Blazers make their Division I-A debut before a crowd of more than 80,000 at Jordan-Hare Stadium when UAB takes on the 16th-ranked Auburn Tigers. The Blazers trail just 9-0 at halftime and hold Auburn without a touchdown until the fourth quarter; Auburn wins, 29-0, but UAB has officially moved to Division I-A.

Sept. 14: UAB plays its 1996 season home opener and its first game at Legion Field, against Arkansas State, both as a Division I-A team and against a Division I-A opponent. The Blazers lead 14-10 and 21-10 after three quarters en route to a 42-17 win; UAB becomes the first of the four teams that moved to Division I-A in 1996 to post a victory over a I-A opponent.

Nov. 14: Months of speculation and discussion come to an end with an afternoon press conference. Conference USA Commissioner Mike Slive announces that the league presidents have voted to admit UAB as a football-playing member of the conference beginning with the 1999 season. The league stands at eight members at that point (the six original participants plus East Carolina to join in 1997); an announcement comes a few weeks later that Army will join in 1998.

1997

June 24: The Bowl Alliance announces that Conference USA and the Western Athletic Conference (WAC) have been added to the alliance; a team from either league that ranks sixth or higher in the bowl-coalition poll is now eligible to participate in the alliance.

July 27: UAB announces its 1998 football schedule, which includes opening the season against the Nebraska Cornhuskers in Lincoln, Neb. The Huskers would finish the 1997 season with a 13-0 record and win the national championship.

Dec. 9: Senior center Johnny Rea is named First-Team Academic All-American by GTE and CoSIDA, becoming the first football player and just the fifth student-athlete from UAB to earn the honor; he is also the first to earn first-team recognition at UAB.

1998

Jan. 5: A revised 1998 schedule is released which includes a Nov. 7 trip to Knoxville, Tenn., to take on the Tennessee Volunteers, the 1997 Southeastern Conference champions.

April 18: Senior cornerback Dainon Sidney becomes the first UAB player ever selected in the National Football League draft when he is chosen in the third round, with the 79th pick overall, by the Tennessee Oilers. A day later, senior safety Izell Reese would be drafted in the sixth round by the Dallas Cowboys, and senior wide receiver Kevin Drake would sign a free-agent contract with the Arizona Cardinals.

Sept. 26: UAB plays its first-ever overtime game with a four-overtime contest against the Kansas Jayhawks.

1999

Sept. 25: The Blazers make their Conference USA debut vs. Houston at Legion Field. UAB emerges with a 29-10 victory and serves notice that the newest member of the league is indeed competitive.

Nov. 6: UAB upsets #17 East Carolina 36-17 at Legion Field; it is the Blazers' first victory over a nationally-ranked team and sets the stage for UAB to claim a share of second place in Conference USA.

Nov. 20: Jake Arians' field goal in overtime gives UAB a 23-20 win at Tulane and clinches a tie for second place in C-USA.

Dec.: Rodregis Brooks is named C-USA Special Teams Player of the Year and receives Second-Team All-America honors from the Associated Press.

2000

Sept. 23: UAB upsets LSU 13-10 on Homecoming in Baton Rouge. Daniel Dixon comes off the bench to throw a 24-yard touchdown pass to Leron Little, Rhett Gallego hits two field goals, including a 32-yarder as time expires to clinch the victory. The Blazer defense makes it a very long evening for Tiger quarterback Josh Booty, who throws four interceptions, including one by Chris Brown that sets up Gallego's winning kick in the final seconds.

Oct. 28: The Blazers make it two wins in a row over East Carolina with a 16-13 win in Greenville. Once again the UAB defense makes it a miserable day for ECU quarterback David Garrard, and once again Rhett Gallego comes through with a game-winning field goal. With the sixth win, the Blazers are "bowl eligible" for the first time in school history.

2001

Sept. 22: In their first game since the Sept. 11 terrorist attacks, the Blazers hosted Army in Legion Field. UAB posts its highest point total in 55 games in defeating the Black Knights by a 55-3 score. The

UAB

2013 FOOTBALL

Important Dates in UAB Football



UAB defender Eddie Freeman blows through an LSU double-team to harass quarterback Josh Booty in the Blazers' 13-10 upset of the Tigers in Baton Rouge on Sept. 23, 2000.

offensive explosion was the Blazers' most points scored in a game since 1995.

Nov. 17: The Blazers claim their fourth consecutive victory – their longest win streak since the 1996 season – with a 43-21 triumph at Houston. The Cougars are limited to minus-six yards rushing while UAB has a pair of 100-yard rushers in the game (QB Thomas Cox has 133 yards and Jegil Dugger runs for 116).

2002

April 20: UAB defensive standouts Bryan Thomas and Eddie Freeman are early-round NFL draft picks. Thomas, the school's all-time sack leader, becomes the first Blazer in history to be chosen in the first round, taken No. 22 overall by the New York Jets. Freeman was selected in the second round by the Kansas City Chiefs.

Sept. 28: Redshirt QB Darrell Hackney makes his first career start and leads the Blazers to a 31-17 victory over Memphis at Legion Field. Hackney, who would go on to finish the season with 1,977 yards and 14 touchdowns. Hackney was named to the C-USA All-Freshman Team and was tabbed the league's Freshman-of-the-Year by The Sporting News.

2004

Oct. 9: UAB ventures again into SEC territory, this time in Starkville, Miss. against Mississippi State. The Blazers get a pair of passing TDs from Darrell Hackney to Roddy White en route to the 27-13 victory.

Dec. 24: The Blazers make their historic first bowl appearance, taking on the Hawai'i Warriors in the Sheraton Hawai'i Bowl.

2005

April: After a record-breaking season in 2004, wide receiver Roddy White becomes the third UAB player in history to be selected in the first round of the National Football League draft. White is the chosen No. 27 overall by the Atlanta Falcons.

2006


Dec.: Neil Callaway, who had been a part of successful SEC programs Auburn, Alabama and most recently Georgia, is named the third head coach in UAB history. Callaway took the helm of the Blazer program after six seasons as the offensive coordinator at Georgia.

2009

UAB registers its highest win total since the 2005 season as QB Joe Webb turns in a record-breaking campaign. Webb becomes the first Blazer player to be named the Conference USA Offensive Player-of-the-Year and also is the first player in NCAA history to pass for 2,000 yards and rush for 1,000 yards in back-to-back seasons. Center Jake Seitz finishes his UAB career with a school-record 48 consecutive starting assignments.

2011

Following the 2011 season, Garrick McGee was named the fourth head coach in UAB history. McGee, who was announced to the position in December, 2011, came to UAB after four years at Arkansas. Most recently, McGee had served as the Razorbacks' offensive coordinator.



Garrick McGee was named as UAB's fourth head coach in history in December, 2011.

UAB Administration

Dr. Ray L. Watts, President



Ray L. Watts, M.D., UAB's seventh president, has demonstrated visionary leadership in education, research and clinical care throughout his career.

A Birmingham native and graduate of West End High School, Dr. Watts earned a bachelor's degree in engineering at UAB in 1976. The collaborations he had with biomedical engineering students as an undergraduate inspired him to expand his career horizons and, four years later, he graduated from Washington University School of Medicine in St. Louis as valedictorian of his class.

Dr. Watts completed a neurology residency, medical internship, and clinical fellowships at Harvard Medical School and Massachusetts General Hospital, followed by a two-year medical staff fellowship at the National Institutes of Health. Before returning to UAB in 2003, he was part of a team that helped to create an internationally renowned research and clinical center for Parkinson's disease and other movement disorders at Emory University in Atlanta.

At UAB, Dr. Watts served as the John N. Whitaker Professor and Chairman of the Department of Neurology. There he led the development of an interdisciplinary research program aimed at translating scientific breakthroughs into promising new therapies for neurodegenerative diseases and played a key role in the establishment of the UAB Comprehensive Neuroscience Center. He also was named president of the University of Alabama Health Services Foundation.

In 2010, Dr. Watts accepted the position of Senior Vice President and Dean of the School of Medicine at UAB, and later was named to the James C. Lee Jr. Endowed Chair. As dean, Dr. Watts – in partnership with UAB Health System and Health Services Foundation leaders – initiated the AMC21 comprehensive strategic plan, encompassing education, research, clinical care and primary care. AMC21 aims to make UAB "the preferred academic medical center of the 21st century," and has led to the recruitment of outstanding faculty, the launch of programs to accelerate research and drug discovery,

and the development of a third regional medical campus in Montgomery, among other successes. He has been tireless in his efforts to enhance medical student training—from increasing available scholarships to supporting Equal Access Birmingham, a volunteer organization in which students provide care to underserved patients—and to foster stronger relationships with medical alumni throughout the state.

"People want to invest in the future—in solutions that will have a real impact on our health, education and our economy," Dr. Watts has said. "So the state and community want us to develop our ideas and capitalize on opportunities to lead. UAB can be one of the most dynamic and productive universities of the 21st century, and that is our vision."

Dr. Watts and his wife Nancy, who just retired as a nurse at UAB, have five grown children.

Brian Mackin, Athletics Director



Brian Mackin was named UAB's Director of Athletics on February 14, 2007. He moved into the position after spending five years as senior associate athletic director for external affairs for the Blazers.

A former UAB baseball letterman, Mackin has a deep-rooted passion for the University and its athletics program. With an eye on the future, his commitment to continue to grow the program has been clear in the time since he became athletics director.

Mackin's desire to see UAB excel both on and off has been evident in recent years. Last year, three UAB teams (men's soccer, softball and men's golf) earned NCAA Championship berths with softball advancing NCAA Super Regional play. A UAB record six track and field student-athletes qualified for the NCAA Outdoor Championships in the spring.

He has made success in the classroom and improving athletic facilities two of his top priorities. Mackin was able to secure the first-ever naming rights for the athletics program with the generous gift from Don and Marsha Hire for the Hoke Hire Student-Athlete Academic Center. With the opening

of the Academic Center, an abundance of new computer equipment has been added. Mackin has also strengthened the academic area by creating additional staff positions.

Under Mackin's watch, the Academic Reform Group (ARG) was initiated. This group is made up of athletics staff members and academic support staff. With its mission to create an environment of academic excellence in the department, the group addresses every aspect of a student-athlete's experience while at UAB.

Mackin has also demonstrated his commitment to academic success by initiating a penalty structure for student-athletes and making them accountable if they miss classes or tutorial sessions.

Mackin's priority on academics has paid dividends as the Blazers' Academic Progress Rates (APR) scores have improved each year under his tenure as AD. The most recent APR report released in June showed that all but three of UAB's teams have a multi-year rate of 950 or better.

Since Mackin became athletics director, a new 10,000-square foot weight room has opened. A new, spacious, state-of-the-art athletic training facility opened in the fall of 2008. With the renovation of the Ullman Building, the Blazers' Olympic sports coaches have been able to relocate into brand new offices.

Other facilities improvements have included the resurfacing of the track for the Blazers' track and field team. The first phase of the new, on-campus UAB softball facility was completed prior to the start of the 2010 season. This past February, the Don and Alicia Huey Softball Hitting Facility was dedicated.

The upgrades and progress of the program under Mackin have not been limited to facilities and academics. In the last two years, the athletics program entered an agreement with Nike that provides apparel and equipment for all of UAB's athletics teams.

In his position as athletics director, Mackin has also been involved on various conference and national committees. He just completed his second year as a member of the NCAA Division I Women's Basketball Committee.

Mackin came on board at UAB in the spring of 2002 as senior associate AD for external affairs. In that role, he was responsible for fund-raising, corporate support and marketing for the athletic department.

In 2006, Mackin was named Division I-A

UAB Administration

Fundraiser of the Year by the National Association of Athletic Development Directors. Under Mackin's leadership, contributions to UAB athletics nearly tripled from \$1.3 million in 2001 to about \$3.7 million in 2006. Additionally, he has been responsible for the creation of several affinity groups including the Athletic Investors Group, the Champion Club, and the Blazer Club, which brought together the two annual funds supporting football and men's basketball.

Prior to joining UAB, Mackin served as Manager of Corporate Business Development at Vulcan Materials, where he was responsible for examining potential new markets for business development and locating growth opportunities in the industry.

Mackin earned his bachelor's degree in finance from UAB in 1983. He was a member of the Blazer baseball team four seasons and then moved into the Houston Astros baseball organization where he spent one season.

Mackin then joined Vulcan Materials, where he held management positions in sales and market analysis. In 1990, he joined Southern Ready Mix as sales manager

before joining Dunn Construction in 1993 where he rose to vice president in 1999. His responsibilities included business development, sales and project management.

Mackin's community activities include the Birmingham Tip-Off Club, which hosts the State High School Final Four, the Monday Morning Quarterback Club and the Birmingham Rotary Club. He has served as the president of the Birmingham Tip-Off Club.

In addition, Mackin is a member of the Public Athletic, Cultural and Entertainment Facilities Board of the City of Birmingham (PACE).

Mackin and his wife, Sally, have five children: Ragland (25), Brian Jr. (23), Ferrell (20), Mary Aileen (19), and Ella (17).



Dr. Frank Messina,
Faculty Athletics
Representative

Dr. Frank Messina has served as UAB's faculty athletics representative (FAR) since 2008. In

addition to his duties as faculty athletics representative, Dr. Messina is professor of Accounting & Finance at the University of Alabama at Birmingham where he has been on the faculty since 1993.

Dr. Messina received his doctorate in business administration (D.B.A.) from Mississippi State University in 1993, a master's in professional accountancy at MSU in 1990, and a bachelor's degree in business administration at the University of West Alabama in 1986.

He has four times been awarded for UAB Excellence in Classroom Teaching; has received the UAB President's Excellence in Teaching Award; twice received the Loudell Robinson Excellence in Accounting Teaching Award, the NSAC Silver Pen Research Award and the El Paso Energy Foundation Faculty Achievement Award, along with several other teaching and research honors.

Dr. Messina has published extensively in tax, accounting, and cooperative journals and has presented a variety of seminars around the country over the past several years.

Administrative Staff



Shannon Ealy
Senior Associate AD for
Internal Affairs



Bill Lansden
Senior Associate AD
for External Affairs



Derita Ratcliffe
Senior Associate AD
Senior Woman Administrator



Corey Bray
Associate AD
for Compliance



Timothy Garner
Associate AD
for Financial Affairs



Norm Reilly
Associate AD
for Media Relations



Matt Wildt
Associate AD for
Ticket Operations &
Football Administration



Reid Adair
Assistant AD for
Facilities and Operations



Brad Hardekopf
Assistant AD
for Development



Mike Jones
Assistant AD
for Athletic Training

Excellence

At The Next Level



Graeme McDowell

Years At UAB: 1999-2002

- Captured the 2010 U.S. Open Championship – the first major title by a former UAB golfer and the first U.S. Open win by a European player in nearly 40 years
- Has won eight professional tournaments, six of which have come on the European Tour
- A member of Europe's Ryder Cup Team in 2008 and helped lift his team to the trophy in 2010
- Named 2010 ASWA Professional Athlete of the Year and GWAA Golfer of the Year
- Ranked as high as No. 4 in the world golf rankings
- First-team All-America selection and C-USA Golfer of the Year in 2001 and 2002
- Winner of the 2002 Fred Haskins Award, given annually to the nation's top collegiate golfer

Roddy White

Years At UAB: 2001-04

- Drafted No. 27 overall by the Atlanta Falcons in 2005
- Was named as an NFL All-Pro wide receiver in 2010
- Became the first UAB alum to earn an invitation to the NFL Pro Bowl, receiving the nod in four consecutive seasons (2009-2012)
- First Falcon ever to have 80 catches and 1,100-plus yards in four straight seasons (2007-10)
- Collected 71 receptions for an NCAA-leading and C-USA-record 1,452 yards and a C-USA-record 14 touchdowns as a senior in 2004
- Ranks second in the UAB record books in career receptions (163), receiving yards (3,112) and receiving touchdowns (26)

Vonetta (Jeffrey) Flowers

Years At UAB: 1992-95

- Inducted into the Alabama Sports Hall of Fame in 2010 and UAB Athletics Hall of Fame in 2013
- Made history at the 2002 Winter Olympics in Salt Lake City, becoming the first and only former UAB athlete to earn an Olympic Gold Medal
- Captured the Gold in the bobsled as the first black athlete (male or female in any country) to win a gold medal at the Winter Olympics
- Selected to carry the American flag in the 2002 closing ceremonies
- Honored as the 2002 USOC Team of the Year with teammate Jill Bakken
- All-American in track & field at UAB, where she still holds numerous school records

Deanna Jackson

Years At UAB: 1998-2002

- First and only UAB player selected in the WNBA Draft, chosen eighth overall by the Cleveland Rockers in 2002
- Competed with USA Basketball on the 2000 Jones Cup Team that won the Gold in Taipei
- Only women's basketball player in C-USA and UAB history to record more than 2,000 career points and 1,000 career rebounds
- Two-time C-USA Player of the Year (2000-01, 2001-02) and the league's Freshman of the Year in 1999
- UAB career leader in rebounds (1,118) and ranks second in school history in points (2,144)

Bryan Thomas

Years At UAB: 1998-2001

- Selected No. 22 overall by the New York Jets in 2002, becoming the Blazers' highest-ever NFL draft pick
- Played 11 seasons with the Jets, seeing game action in 157 contests and making 104 starts. He totaled 431 tackles, 33.5 sacks, six forced fumbles and six fumble recoveries.
- Ranks as UAB's all-time leader in career sacks (36) and tackles for loss (56)
- Led the "Steel Shield" defense in 2001, which topped the nation in rushing defense (57.3 yards per game) and was ranked No. 5 in the nation in total defense (265.9 yards per game)

Dejan Jakovic

Years At UAB: 2005-07

- A starting defender for D.C. United in Major League Soccer
- Formerly played for Red Star Belgrade in Serbia's First Division
- Has made 16 international appearances for the Canadian National Team
- A three-time all-conference selection at UAB
- Twice earned first-team all-region honors

Chris Hammond

Years At UAB: 1985

- Drafted in 1986 by Cincinnati Reds and made major league debut in 1990
- Pitched 14 seasons in the major leagues, including four with the Reds and five with the Florida Marlins, finishing his career with an overall record of 66-62 and a 4.14 ERA
- Pitched in the 2003 World Series with the New York Yankees
- Known more as a hitter at UAB, posting a .275 average with 32 runs scored and 16 RBI in 1985

Gene Bartow

Alabama Sports Hall Of Fame '89
National College Basketball Hall Of Fame '09

One of the most respected figures in inter-collegiate athletics, Gene Bartow, forged the UAB athletic program into a well-rounded organization with outstanding teams in several sports. Bartow, considered the “founding father” of UAB athletics, grew the intercollegiate sports program there from its infancy into one that featured 17 sports and an annual operating budget of more than \$8 million by the time he retired from the position in 2000.

Bartow, who passed away Jan. 3, 2012 after a nearly three-year battle with cancer, guided the program through three conference changes, grew the football team from a club sport into a Division I-A program, and added several women’s sports to the university’s athletics roster.

Bartow was at the helm of the UAB men’s basketball program for 18 seasons, compiling a record of 366-203 (.643) during his tenure. He led the Blazers to the NIT in the program’s second year of existence, and followed that up with seven straight NCAA Tournament appearances, including trips to the Sweet 16 in 1981 and the Elite Eight in 1982. In all, he led UAB to 14 postseason appearances, nine of which were NCAA Tournaments.


In addition to his time at UAB, Bartow is one of the top college basketball coaches of all time. By the time he retired from collegiate coaching in 1996, he had led teams for 34 years at six universities (Central Missouri State, Valparaiso, Memphis State, Illinois, UCLA and UAB), compiling 647 wins, 15 NCAA Tournament appearances, two Final Four appearances, one national title game appearance and one national Coach of the Year Award (both with Memphis State in 1973), and no probation problems with the NCAA.

In 2009, Bartow received the ultimate honor as he was inducted into the National College Basketball Hall of Fame. He entered the Alabama Sports Hall of Fame in 1989 and is also a member of both the Missouri Basketball Hall of Fame and the Northeast Missouri Athletic Hall of Fame.

The Browning, Mo. native coached 34 years at six universities. He coached at Central Missouri State University from 1961-64, Valparaiso University from 1964-1970, Memphis State University from 1970-74, and he led the Tigers to the '73 NCAA national championship game and consecutive Missouri Valley Conference titles in the '71-'72 and '72-'73 seasons. In 1974 Bartow accepted the head coaching position at the University of Illinois. Illinois finished 8-18 in his only season coaching the Fighting Illini, and Bartow left his position to succeed John Wooden as the head coach of UCLA. Bartow coached at UCLA from 1975 to 1977, guiding them to a 52-9 record, including a berth in the 1976 Final Four. Bartow left UCLA after the 1977 season to take over the job of creating an athletic program at UAB.




Bartow retired from coaching in 1996, and in 1997, UAB renamed its basketball venue, Bartow Arena, in his honor. The Birmingham News has voted him one of the top 10 most influential figures in Alabama sports for the past century.

Bartow is survived by his wife, the former Ruth Huffine, and three children, Mark, Beth and Murry, who is the head men’s basketball coach at East Tennessee State.



“Founding Father” of UAB Athletics

- UAB head basketball coach (1977-96)
- UAB’s first Athletics Director (1977-2000)
- Nine NCAA Tournament appearances at UAB
- 14 postseason appearances during 18-year coaching career at UAB
- 11 20-win seasons during UAB coaching career tenure
- 647 career coaching victories
- 366 victories at UAB
- Led UAB to NCAA Sweet 16 in 1981 and Elite Eight appearance in 1982
- Voted by the Birmingham News as one of the top-10 influential figures in Alabama sports over the past century



Blazer Highlights

Men's Basketball

- 14 NCAA Tournament and 11 NIT appearances
- Eight conference championships
- 28 winning seasons in 35 years
- 21 20-win seasons in 34 years
- Three Sweet 16 appearances
- Four All-Americans

Football

- First bowl game appearance in 2004 (7-5 record)
- First "bowl-eligible" season with 7-4 overall record in 2000
- Played first season at Division I-A level in 1996; now competes as a member of Conference USA
- Roddy White selected in first round of 2005 NFL draft (No. 27 overall)
- Bryan Thomas selected in first round of 2002 NFL draft (No. 22 overall)
- Eight All-Americans

Men's Soccer

- NCAA Tournament participant (1994, 1999, 2000, 2001, 2006, 2011, 2012)
- 1999 NCAA Tournament Elite Eight and 2001 NCAA Tournament Sweet 16
- Four conference championships (1994, 1995, 1999, 2011)
- Nine All-Americans

Women's Basketball

- 2000 NCAA Sweet 16 participant
- Four conference championships (1990, 1991, 1992, 1994)
- NCAA Tournament participant (1994, 2000)
- Five-time WNIT participant (1991, 1992, 2001, 2007, 2013)
- 2011 WBI Champions
- Four All-Americans

Baseball

- Three conference championships (1991, 1992, 1994)
- 2012 C-USA Tournament Championship
- NCAA Tournament participant (1991 and 2012)
- Shayne Carnes (1998) and Ryan Keedy (2008) named All-Americans by multiple publications
- Four All-Americans
- One Academic All-America

Men's Tennis

- Six All-Americans

- Three Academic All-Americans
- Five NCAA Tournament appearances (1993, 1995, 1996, 1997, 2000)
- Top-30 ranking from 1993-2000
- Five conference championships (1991, 1992, 1993, 1994, 1995)

Women's Tennis

- Four conference championships (1993, 1994, 1995, 1996)
- Six national rankings (1994, 1996, 1998, 1999, 2000, 2001)
- Top-ranked singles player in nation (Mirela Vladulescu-1997-98)
- One All-American

Volleyball

- Two-time NCAA Tournament participant (2006 and 2008)
- Four conference championships (1990, 1991, 1992, 2006)
- Five WIVC postseason appearances (1989, 1990, 1991, 1992)
- Two Academic All-Americans
- Four AVCA All-America honorable mention honorees

Men's Golf

- 2001, 2002, 2008 and 2012 NCAA Championship Participant
- NCAA Regional Participants 1998, 2000, 2001, 2002, 2004, 2006, 2007, 2008 and 2012
- 2008 Conference USA Champions
- 1995 Great Midwest Conference Champions
- No. 1-ranked golfer and Fred Haskings Award winner (Graeme McDowell)
- Six All-Americans

Track & Field/Cross Country

- Six NCAA outdoor qualifiers in 2013
- 2002 Cross Country NCAA All-Academic Team
- 1995 Great Midwest Conference Women's Indoor & Outdoor Champions
- Nine All-America designations
- 1992 Women's Great Midwest Conference Cross Country Champions
- Two Olympic Trials Qualifiers
- Cross Country conference champions, 2006
- 2005 Individual Cross Country C-USA Champion

- Eight-time USTFCCCA All-Academic Team
- Rhiannon Johns was a three-time Academic All-America selection

Softball

- Four-time NCAA Tournament participant (2010, 2011, 2012 and 2013)
- Captured 2013 NCAA Louisville Regional
- Advanced to the NCAA Super Regionals for first time in program history (Gainesville, Fla.)
- 18 NFCA All-American Scholar Athletes
- 11 athletes named Louisville Slugger/NFCA Division I All-Region

Rifle

- One C-USA Shootout third place finisher
- 1997-98 Individual fifth place finisher at C-USA Championship.

Women's Golf

- Seven All-Conference USA Selections
- C-USA Freshman of the Year (Heather Lourie, 1999)
- Three Scholar-Athletes of the Year

Women's Soccer

- UAB Academic Award (1997, 1998, 2000)
- Five All-Americans
- Three conference championships (2003, 2004, 2006)
- Two NCAA Tournament appearances (2004, 2006)

Bowling

- Competed in first-ever tournament on Oct. 22, 2011
- Captured first tournament win at the Bulldog Roundup (2/7/12) – one of two tournament wins in its inaugural season
- Defeated then No. 8 Sam Houston State on March 1, 2013.
- Two NTCA All-Academic award winners.

Sand Volleyball

- Began competition with the first-ever NCAA sanctioned collegiate sand volleyball match on March 3, 2012 vs. Florida State
- Captured first program win against Tulane (3/10/12)
- The tandem of Heather Thomas and Kirsten Gallagher selected to compete in the first-ever AVCA Sand Championships (2012).

Proud Past Bright Future

Summer, 1977: Coach Gene Bartow is hired as UAB's first intercollegiate Athletics Director and head basketball coach. Preparations begin for the hiring of coaches and support staff, recruitment of student-athletes, establishment of the Golden 100 scholarship foundation, scheduling, etc.

Fall, 1978: UAB athletic teams begin intercollegiate competition for the first time; the university begins an 11-year association with the Sun Belt Conference.

Nov. 24, 1978: The UAB men's basketball team plays its first game, a 66-54 loss to Nebraska before a crowd of 14,800 at the Birmingham-Jefferson Civic Center; UAB has gone on to win 20 or more games 15 times, appear in 11 NCAA Tournaments and eight NITs.

March, 1981: The Blazer men's basketball team defeats Kentucky in the NCAA Midwest Regional, and reaches the NCAA "Sweet 16." This appearance marks the beginning of a streak of seven consecutive NCAA Tournaments for UAB (1981-87).

March, 1982: UAB adds to its amazing basketball success story, defeating Indiana and Virginia in the Southeast Regional, and reaching the NCAA "Elite Eight." The Southeast Regional in Birmingham is the first of five NCAA Tournament events to be hosted by UAB ('82, '84, '85, '87, '88).

March, 1989: Blazer basketball reaches the NIT Final Four, defeating Michigan State for third place at Madison Square Garden.

Fall, 1989: The UAB club football team is organized; the team goes 0-6 in its first season.

1990-91: The Blazer baseball team wins its first Sun Belt Conference Championship and becomes the first UAB team other than men's basketball to participate in the NCAA Tournament. Men's tennis wins the first of five consecutive conference championships in the Sun Belt and Great Midwest Conferences. Volleyball wins the first of three consecutive championships in the Sun Belt and Great Midwest conferences and makes its first of four consecutive post-season appearances.

1991-92: UAB begins competition in the Great Midwest Conference. The UAB football team begins its first season of varsity play at the Division III level. Blazer volleyball and baseball win the first Great Midwest Championship. UAB places its first men's tennis players, Frank Schaffner and Karl Steffen, in NCAA Tournament play.

1992-93: Men's basketball reaches the NIT Final Four, defeating Alabama, Clemson, Southwest Missouri State and Providence. The nationally-ranked UAB men's tennis team participates in the NCAA Tournament for the first time. Blazer volleyball, cross country and tennis teams all win Great Midwest Conference championships.

January, 1993: UAB announces that its football program will compete at the NCAA I-AA level, beginning with the 1993 season.

1993-94: Blazer teams win six league championships, and UAB wins the Great Midwest Conference Commissioner's Cup, awarded to the university with the most successful overall athletics program. The Blazer basketball team goes 14-0 vs. GMW opponents and makes its first appearance in the NCAA Tournament. Men's basketball is nationally-ranked and participates in the NCAA Tournament.

August, 1994: UAB announces that its football program will compete at the NCAA I-A level and that the school will field a women's soccer team beginning with the 1996 season.

1994-95: UAB soccer wins the Great Midwest Conference championship and participates in the NCAA Tournament. UAB wins GMW championship in men's and women's tennis, women's indoor track & field, women's outdoor track & field and men's golf.

April 24, 1995: UAB becomes a charter member of Conference USA.

March 26, 1996: One era ends and another begins as coach Gene Bartow steps down as head men's basketball coach.

November 14, 1996: Conference USA announces that UAB has been admitted as a football-playing member; the Blazers will begin C-USA play in 1999.

1997-98: UAB freshman Mirela Vladulescu takes the women's collegiate tennis world by storm, winning both the ITA Clay Court National Championship and Riviera Women's All-America Championship; she is the first UAB tennis player to win a collegiate grand slam event. Vladulescu will later be the top-ranked player in the NCAA rankings for much of the 1997-98 season. The men's golf team receives a bid to the NCAA Tournament for the first time in school history.

1998-99: The men's basketball team makes its 10th appearance in the NCAA Tournament. Mirela Vladulescu returns to the NCAA Tournament for the second consecutive year, despite an injury-plagued season.

1999-00: UAB athletics has arguably its best season to date. The UAB football team becomes an official member of Conference USA and goes 4-2 in conference play during its inaugural season. The UAB men's soccer team wins the Conference USA Championship and reaches the NCAA "Elite Eight". Synchronized swimming finishes fourth in the country at the U.S. Collegiate Championships in its inaugural season. Women's basketball reaches the "Sweet 16," the men's tennis team makes its fifth NCAA Tournament appearance and men's golf makes its second NCAA Tournament appearance in three years.





The final score read 13-10 as the UAB football program earned its signature victory at LSU on Sept. 23, 2000.



Mirela Vladulescu took the collegiate tennis world by storm and was the top-ranked women's tennis player in the country for much of the 1997-98 season.

July 10, 2000: Gene Bartow announces his retirement as athletics director after 23 years of service to the university.

August 22, 2000: Herman Frazier is named UAB's second athletics director.

Sept. 23, 2000: In what was arguably the greatest win in UAB football history, the Blazers go to Baton Rouge, La. and upset SEC foe LSU, 13-10, on a game-winning field goal by Rhett Gallego in the waning seconds.

2000-01: Led by sophomore All-American Graeme McDowell, the men's golf team finished ninth in the NCAA Tournament and advanced to its first NCAA Championship at Duke University, where it garnered a tie for 12th place. Senior women's tennis player Mirela Vladulescu finished off a four-year career as one of the most successful athletes in UAB history. The men's soccer team made it to the NCAA Tournament for the second straight year. The football team finished 7-4 overall, becoming the first "bowl-eligible" Blazer squad since UAB moved to the NCAA I-A level in 1996. The women's basketball team, led by junior All-American Deanna Jackson, finished the season 20-11 and advanced to the WNIT. In just its second season, the synchronized swimming team placed fourth at the U.S. Collegiate Championships and eighth at the U.S. Nationals.

2001-02: Led by All-American Graeme McDowell, who was the No. 1-ranked golfer in the nation, the UAB men made their third consecutive appearance (fourth overall) in the NCAA Tournament. The Blazer football squad again boasted another "bowl eligible" season, as the team went 6-5 in 2001. The men's soccer team made its third consecutive trip (fourth overall) to the NCAA Tournament, advancing to the "Sweet 16." The UAB softball team had its best season to date, advancing to the C-USA Championship game and boasting a 39-22 overall record. Denise Peters and Lisa Nowoslawski of the women's soccer team were both named Verizon Academic All-Americans. In addition, Peters was named the C-USA Women's Soccer Scholar Athlete of the Year. Synchronized swimming earned its highest finish to date at the U.S. Collegiate Championships, taking third. Four swimmers received Academic All-America honors and three swimmers were named All-Americans by the U.S. Synchronized Swimming Coaches Committee.

April 4, 2002: Athletics Director Herman Frazier and UAB President Ann Reynolds announce the hiring of Mike Anderson as UAB's third men's basketball coach.

November 21, 2002: Watson Brown is named UAB's third athletics director.

2002-03: In his first season at the helm of the men's basketball program, Mike Anderson guided the Blazers to a 21-win season and a quarterfinal finish in the NIT. Lisa Nowoslawski capped off her career for the women's soccer program by earning several prestigious academic awards, including an NCAA Postgraduate Scholarship, the C-USA Postseason Scholarship Award and first-team Verizon / CoSIDA Academic All-America honors for the second straight year. The synchronized swimming team posted its second straight third-place finish at the U.S. Collegiate Championships and recorded a fourth place finish,

its highest to date, at the U.S. National Championships. Six swimmers received Academic All-America honors and three swimmers were named All-Americans by the U.S. Synchronized Swimming Coaches Committee.

Sept. 4, 2003: The UAB football team plays host to Southern Miss in front of the biggest crowd in UAB history, and the most people ever to watch a Conference USA football game when 44,669 people flocked to Legion Field.

October 31, 2003: With a dominating 2-0 win on the road against USF, the UAB women's soccer team earned its first Conference USA Championship and set the school record for shutouts in a season with nine. The Blazers' Tara Kidwell and Jill Knottek each scored second half goals to lead UAB to its momentous victory.

March, 2004: The UAB men's basketball team shocks the college basketball world with its 76-75 upset over top-seeded Kentucky to advance to the "Sweet 16" of the NCAA Tournament. The Blazers would finish the season with a 22-10 overall record and ranked No. 23 in the country. Also, the Blazers' 12-4 record in Conference USA earned them a share of the first C-USA regular season championship. Head coach Mike Anderson was also named the 2004 Conference USA Coach of the Year.

Spring, 2004: The synchronized swimming team posted its third straight third-place finish at the U.S. Collegiate Championships and recorded a fifth-place finish at the U.S. National Championships.

Fall, 2004: The UAB women's soccer team claimed the C-USA Tournament title with a thrilling 2-1 victory over host and regular-season champion Saint Louis in St. Louis, Mo., to earn its first NCAA Tournament berth in school history. The UAB football team made its first bowl game appearance in school history as the Blazers faced Hawai'i in the 2004 Sheraton Hawai'i Bowl. The Blazers fell to the Warriors, 59-40, on Christmas Eve in Honolulu, Hawai'i.

Spring, 2006: The UAB men's basketball team earned its third consecutive trip to the NCAA Tournament after finishing as Conference USA regular season and tournament runner-up. The synchronized swimming team took fourth place at the U.S. Collegiate Nationals. The Blazer softball team turned in one of its finest seasons in program history as the team won 31 games during the season to finish as the C-USA runner-up. Head coach Marla Townsend was named the C-USA Coach-of-the-Year.

April 7, 2006: Mike Davis named as the fourth head basketball coach in program history.

Fall, 2006: UAB's fall sports teams made three NCAA Tournament appearances, claimed three C-USA titles and beat the No. 1 team in the country. The UAB cross country team won the conference championship and head coach Ray Stanfield was named C-USA Coach of the Year. The women's soccer team ran through the C-USA Tournament, and earned a berth in the NCAA Tournament. UAB's men's soccer team beat the No. 1 team in the country during the regular season and hosted a first-round NCAA Tournament game. To conclude the fall sports season, the Blazer volleyball squad won its first-ever Conference USA Tournament title and made its first appearance in the NCAA Tournament.



The 2006 UAB volleyball team won the C-USA Tournament title and competed in the program's first-ever NCAA Division I Tournament.

December 17, 2006: Former Georgia offensive coordinator Neil Callaway was chosen to lead the UAB football team, becoming the third coach in the program's history, and the second coach to lead the Blazers since becoming a Division I program in 1996.

Spring, 2007: Zack Sucher matched UAB's highest finish ever at the NCAA Men's Golf Championships, closing the tournament tied for fourth place with a five-under 275 during four rounds of play. Sucher became just the fourth UAB men's golfer in program history to earn All-American status, nabbing a spot on the honorable mention All-America team. In addition, the men's golf team made its fifth NCAA Regional appearance in the past eight years.

February 14, 2007: Former UAB baseball player and alumnus Brian Mackin was selected as the program's fourth full-time Athletics Director.

Spring, 2008: UAB men's golf team captures the program's first-ever Conference USA Championship. The Blazers went on to make the program's seventh NCAA Regional and third NCAA National Championship appearances. Zack Sucher was tabbed second-team All-America and captured four individual titles during the 2007-08 men's golf season.

May 21, 2008: The UAB baseball team made history by recording the program's first-ever win over the then-No. 5 Rice Owls, 8-2, in the opening round of the Conference USA Tournament. Not only did the Blazers defeat the Owls for the first time in 10 tries, but it also was the second-highest ranked opponent the baseball team has defeated in program history. The Blazers would go on to match their best-ever result in the C-USA Tournament, making it to the semifinals.

2009-10: The softball team capped arguably the most successful season in program history with 37 wins and its first ever NCAA tournament berth. The men's basketball team also participated in the post-season, advancing to the NIT quarterfinals and hosting defending national champion North Carolina at Bartow Arena. Individually, football's Joe Webb and men's soccer's Two-Boys Gumedé were selected as C-USA Offensive Players of the Year for their sports. Jala Harris became the first C-USA women's basketball player ever to earn Freshman and Sixth Player of the Year honors in the same season.

Feb. 23, 2010: The UAB softball team opened its new, on-campus facility, drawing a school-record crowd of 1,323 to its contest with Alabama.

Spring, 2011: The UAB men's basketball team captured the program's first-ever outright Conference USA regular season championship. The Blazers were also selected to the NCAA Tournament, marking their first NCAA tournament appearance since 2006 and the program's 14th NCAA selection in its



In 2011, the UAB men's basketball team secured the program's first outright Conference USA regular season championship.

32-year history. The softball team earned its second NCAA berth in as many seasons as well. Furthermore, women's tennis standout Jenny Cape became the first Academic All-American for her sport, while track and field also received its first Academic All-America selections, as Nora Mehl and Rhiannon Johns received the nod.

Dec. 5, 2011: UAB's Director of Athletics Brian Mackin introduced new football head coach Garrick McGee in front of a standing room only crowd in the Green and Gold room inside Bartow Arena. McGee becomes the fourth head coach in Blazer football history.

March 27, 2012: Jerod Haase was introduced as the new UAB men's basketball coach by Athletic Director Brian Mackin. Haase, who spent the previous nine seasons at North Carolina, helping the Tar Heels to a pair of national championships (2005 and 2011), becomes the fifth head coach in the program's 34-year history.

May 27, 2012: The UAB baseball team celebrated the program's first-ever C-USA Tournament title with a 5-0 victory over Memphis in the championship game. As a result, the Blazers reached the NCAA Tournament for the first time since 1991 and just the second time in program history.


Spring, 2012: Three UAB spring sports reached the NCAA Tournament. Following the baseball team's C-USA Championship dramatics, the Blazers were selected to compete at the Florida State regional. Meanwhile, the softball team made their third consecutive NCAA at-large appearance when UAB travelled to compete at the Tennessee Regional. Furthermore, the men's golf team finished third at the NCAA Stanford Regional to the program's fourth NCAA Championship appearance.

May 19, 2013: The softball team captured the NCAA Louisville Regional by defeating UCLA, 3-2, in a 13-inning championship game. The Blazers advanced to their first-ever NCAA Super Regional playing at nationally-ranked Florida. The Blazers also captured their first regular season C-USA Championship in 2013.

June 12, 2013: A total of six track and field student-athletes earned USTFCCCA All-America recognition. Rhiannon Johns, Elinor Kirk, Kyana White, Angel Watson, Shakima Knox and Alexis Bates all qualified for NCAA Outdoor Track & Field Championship in Eugene, Ore.



The 2012 UAB baseball team claimed the program's first-ever Conference USA Tournament title.



The 2013 UAB softball team claimed the program's first-ever NCAA Regional Championship.