



Beijing 2008



# Handball

9-24 August

OFFICIAL RESULTS BOOK



**MEDALLISTS**  
获奖名单 / MÉDAILLÉS

GOLD	SILVER	BRONZE
<b>NOR - Norway</b>	<b>RUS - Russian Fed.</b>	<b>KOR - Korea</b>
1 GRIMSBOE Kari Aalvik	1 SUSLINA Inna	1 OH Yongran
3 NYBERG Katja	3 POLTORATSKAYA Irina	3 KIM Ona
4 AAMODT Ragnhild	4 ROMENSKAYA Oxana	4 HUH Soonyoung
5 SNORROEGGEN Goeril	5 POSTNOVA Liudmila	6 SONG Hairim
6 LYBEKK Else Marthe Soerlie	6 KAREEVA Anna	7 KIM Namsun
7 NOESTVOLD Tonje	8 ANDRYUSHINA Ekaterina	9 KIM Chayoun
8 BREIVANG Karoline Dyhre	9 USKOVA Yana	10 OH Seongok
9 LUNDE Kristine	10 POLENOVA Elena	11 HONG Jeongho
10 HAMMERSENG Gro	11 TUREY Emiliya	13 PARK Chunghee
11 JOHANSEN Kari Mette	15 SHIPILOVA Natalia	16 LEE Minhee
13 FRAFJORD Marit Malm	16 SIDOROVA Maria	17 AN Junghwa
14 LARSEN Tonje	17 MARENNIKOVA Ekaterina	18 BAE Minhee
16 HARALDSEN Katrine Lunde	19 DMITRIEVA Elena	19 CHOI Imjeong
18 RIEGELHUTH Linn-Kristin	24 BLIZNOVA Irina	20 MOON Pilhee



**TEAM ROSTER** As of 8 AUG 2008  
球队名单 / COMPOSITION DE L'ÉQUIPE

**ANG - Angola**

No.	Name	Pos	L/R	Height m/ft in	Weight kg/lbs	Date of Birth	Age	Club	Int'l. Matches	
									Played	Goals
1	TAVARES Maria Odete Sanc	GK	R	1.69 / 5'7"	72 / 159	18 AUG 1976	31	AGOSTO, LUANDA (ANG)	100	
2	EDUARDO Maria Teresa Net	RW	R	1.78 / 5'10"	56 / 123	17 SEP 1973	34	ASA, LUANDA (ANG)	117	297
3	BENGUE Ilda Maria	RW	R	1.77 / 5'10"	84 / 185	30 OCT 1974	33	PETRO ALLETICO, LUANDA (ANG)	143	308
4	CARLOS Azenaide Daniila Jo	RW	L	1.75 / 5'9"	66 / 146	14 JUN 1990	18	ASA, LUANDA (ANG)	6	7
5	TRINDADE Filomena Jose	RW	L	1.65 / 5'5"	68 / 150	26 SEP 1971	36	PETRO ALLETICO, LUANDA (ANG)	152	503
6	CALANDULA Bombo Madale	P	R	1.77 / 5'10"	71 / 157	23 FEB 1983	25	PETRO ALLETICO, LUANDA (ANG)	26	57
8	De ALMEIDA Nair Filipe Pires	RW	R	1.81 / 5'11"	69 / 152	23 JAN 1984	24	PETRO ALLETICO, LUANDA (ANG)	79	151
9	DOMBAXI Wuta Waco Bige	LW	R	1.67 / 5'6"	74 / 163	5 APR 1986	22	ASA, LUANDA (ANG)	19	132
10	FERNANDES Isabel Sambov	RW	R	1.80 / 5'11"	89 / 196	5 JUN 1985	23	PETRO ALLETICO, LUANDA (ANG)	6	18
12	PEDRO Maria Rosa da Costa	GK	R	1.72 / 5'8"	72 / 159	29 DEC 1982	25	PETRO ALLETICO, LUANDA (ANG)	46	
13	KIALA Luisa	CB	R	1.74 / 5'9"	58 / 128	25 JAN 1982	26	PETRO ALLETICO, LUANDA (ANG)	66	158
14	BERNARDO Natalia Maria	LW	R	1.70 / 5'7"	57 / 126	25 DEC 1986	21	PETRO ALLETICO, LUANDA (ANG)	37	67
15	CAILO Elisabeth Jurema Farc	LW	R	1.75 / 5'9"	66 / 146	2 JUL 1987	21	AGOSTO, LUANDA (ANG)	29	30
17	VIEGAS Elizabeth Amelia Ba	P	R	1.77 / 5'10"	75 / 165	20 JAN 1985	23	ASA, LUANDA (ANG)	13	10
<b>Team average</b>				1.74 / 5'9"	70 / 154		25.9		59.9	

Uniform Colours	Shirt	Shorts
<b>Team 1st</b>	RED	RED
<b>Team 2nd</b>	WHITE	BLACK
<b>Goalkeeper 1st</b>	BLUE	BLACK
<b>Goalkeeper 2nd</b>	YELLOW	BLACK

Officials:		
	EDUARDO Vivaldo Francisco	(Coach)
	de OLIVEIRA Albertino Brigido	(Assistant Coach)
	de LEMOS Sebastiao Adriano	(Assistant Coach)
	SOUSA Teresa Barbosa de Carvalh	(Physiotherapist)

**Note:**  
Uniform numbers will be confirmed at the team managers meeting and under exceptional circumstances could still be changed right up to the start of the competition.  
The player's age has been calculated based on the day of update.  
Number of international matches played, includes Olympic Games, Senior and Junior World Championships and Continental Championships (other tournaments and friendly matches not included).

<b>Legend:</b>									
<b>CB</b>	Centre Back	<b>GK</b>	Goalkeeper	<b>L</b>	Left	<b>L/R</b>	Handedness	<b>LB</b>	Left Back
<b>LW</b>	Left Wing	<b>P</b>	Pivot	<b>Pos</b>	Position	<b>R</b>	Right	<b>RB</b>	Right Back
<b>RW</b>	Right Wing								



**TEAM ROSTER** As of 8 AUG 2008  
球队名单 / COMPOSITION DE L'ÉQUIPE

**BRA - Brazil**

No.	Name	Pos	L/R	Height m/ft in	Weight kg/lbs	Date of Birth	Age	Club	Int'l. Matches	
									Played	Goals
1	MASSON Chana	GK	R	1.83/6'0"	79/174	18 DEC 1978	29	HK RANDERS, RANDERS (DEN)	136	3
2	DINIZ Fabiana	P	R	1.83/6'0"	71/157	13 MAY 1981	27	BM DLOA PRESTIGIO, LADA (ESP)	77	100
3	NASCIMENTO Alexandra	RW	L	1.77/5'10"	67/148	16 SEP 1981	26	HYPPO NO, SUDSTADT (AUT)	74	170
5	PIEADADE Daniela	P	R	1.73/5'8"	71/157	2 MAR 1979	29	HYPPO NO, SUDSTADT (AUT)	78	134
6	AMORIM Eduarda	LB	R	1.86/6'1"	84/185	23 SEP 1986	21	KOMKTAL, DMOPE (MKD)	40	120
7	OLIVEIRA Alessandra	P	R	1.84/6'0"	75/165	7 OCT 1981	26	SDITMACO, STKLLA (ESP)	78	121
9	RODRIGUES Ana	CB	R			18 OCT 1987	20	BM DLGHK, DLGHK (ESP)	15	35
10	ROSAS Aline	LW	R	1.60/5'3"	58/128	28 JUN 1979	29	AD BLUMLNAU, BLUMLNAU (BRA)	105	201
11	JACQUES Viviane	RW	L	1.70/5'7"	58/128	20 MAY 1977	31	BM ELOA PRESTIGIO, ELOA (ESP)	180	260
13	SILVA Lucila	CB	R	1.74/5'9"	68/150	7 MAR 1976	32	ADC SANTO ANDAE, SANTO ANDAE (BRA)	173	220
17	MESQUITA Idalina	LW	R	1.71/5'7"	59/130	2 JUL 1976	32	HYPPO NO, SUDSTADT (AUT)	149	326
18	CAVALEIRO Deonise	RB	R	1.80/5'11"	73/161	20 JUN 1983	25	SDITMACO, STKLLA (ESP)	42	104
19	SANTOS Aline	LB	R	1.95/6'5"	96/212	17 AUG 1981	26	PA GOPPINBKN, STUFGART (GER)	90	221
23	de PAULA Darly	GK	R	1.80/5'11"	69/152	25 AUG 1982	25	HAC HANDBALL, LE HAVRE (FRA)	98	0
<b>Team average</b>				1.78/5'10"	71/157		27.0		95.4	

**Uniform Colours**

**Team 1st**

**Team 2nd**

**Goalkeeper 1st**

**Goalkeeper 2nd**

**Shirt**

YELLOW

BLUE

BLACK

YELLOW

**Shorts**

YELLOW

BLUE

BLACK

BLUE

**Officials:**

OLIVER Juan (ESP)

LOFFREDO Marisa

ORSI Rita

GOMES Maria

VASQUEZ Jacobo (ESP)

ROSA Roberto

(Coach)

(Assistant Coach)

(Assistant Coach)

(Physiotherapist)

(Doctor)

(Manager)

**Note:**

Uniform numbers will be confirmed at the team managers meeting and under exceptional circumstances could still be changed right up to the start of the competition.

The player's age has been calculated based on the day of update.

Number of international matches played, includes Olympic Games, Senior and Junior World Championships and Continental Championships (other tournaments and friendly matches not included).

**Legend:**

**CB** Centre Back

**LW** Left Wing

**RW** Right Wing

**GK** Goalkeeper

**P** Pivot

**L** Left

**Pos** Position

**L/R** Handedness

**R** Right

**LB** Left Back

**RB** Right Back



**TEAM ROSTER** As of 11 AUG 2008  
球队名单 / COMPOSITION DE L'ÉQUIPE

**CHN - China**

No.	Name	Pos	L/R	Height m/ft in	Weight kg/lbs	Date of Birth	Age	Club	Int'l. Matches	
									Played	Goals
1	LIU Guini	GK	R	1.76 / 5'9"	66 / 146	28 MAY 1982	26	SHANDONG, WEIHAI (CHN)	50	
2	WEI Qiuxiang	RW	L	1.75 / 5'9"	66 / 146	15 FEB 1986	22	JIANGSU, GUANGZHOU (CHN)	30	182
3	LIU Yun	P	R	1.80 / 5'11"	76 / 168	6 MAR 1982	26	ANHUI, HEFEI (CHN)	70	396
7	ZHANG Geng	CB	R	1.76 / 5'9"	64 / 141	9 MAR 1980	28	GUANGDONG, GUANGZHOU (CHN)	50	216
9	WANG Min	RW	R	1.74 / 5'9"	63 / 139	14 JUN 1980	28	SHANGHAI, SHANGHAI (CHN)	60	197
10	WANG Shasha	LB	R	1.76 / 5'9"	70 / 154	8 JAN 1987	21	SHANDONG, WEIHAI (CHN)	70	377
12	HUANG Hong	GK	R	1.83 / 6'0"	72 / 159	7 MAR 1980	28	ANHUI, HEFEI (CHN)	50	
14	LIU Xiaomei	RB	L	1.78 / 5'10"	76 / 168	2 MAY 1985	23	ANHUI, HEFEI (CHN)	60	300
15	SUN Laimiao	P	R	1.76 / 5'9"	74 / 163	8 APR 1981	27	ANHUI, HEFEI (CHN)	50	168
18	WU Wenjuan	CB	R	1.82 / 6'0"	73 / 161	5 JUL 1981	27	SHANGHAI, SHANGHAI (CHN)	60	235
19	LI Weiwei	CB	R	1.79 / 5'10"	72 / 159	7 JUL 1982	26	BEIJING ARMY, BEIJING (CHN)	60	364
21	LI Bing	LB	R	1.82 / 6'0"	73 / 161	21 JAN 1980	28	BEIJING ARMY, BEIJING (CHN)	70	347
22	HUANG Dongjie	LW	R	1.75 / 5'9"	67 / 148	22 DEC 1981	26	HEILONGJIANG, HARBIN (CHN)	55	215
23	YAN Meizhu	RB	L	1.87 / 6'2"	74 / 163	28 JAN 1989	19	BEIJING, BEIJING (CHN)	30	85
13	WU Yanan	LW	R	1.70 / 5'7"	64 / 141	14 SEP 1981	26	BEIJING ARMY, BEIJING (CHN)	65	226
<b>Team average</b>				1.78 / 5'10"	70 / 154		25.4		55.3	

**Uniform Colours**

**Team 1st**

**Shirt**

RED

**Shorts**

RED

**Team 2nd**

WHITE

WHITE

**Goalkeeper 1st**

BLUE

BLACK

**Goalkeeper 2nd**

PURPLE

BLACK

**Officials:**

KANG Jae Won (KOR)

(Coach)

WANG Xindong

(Assistant Coach)

JIN Zhenyu

(Team Official)

SONG Yang

(Doctor)

**Note:**

Uniform numbers will be confirmed at the team managers meeting and under exceptional circumstances could still be changed right up to the start of the competition.

The player's age has been calculated based on the day of update.

Number of international matches played, includes Olympic Games, Senior and Junior World Championships and Continental Championships (other tournaments and friendly matches not included).

Player #13 WU Yanan replaced by #7 ZHANG Geng

**Legend:**

**CB** Centre Back

**GK** Goalkeeper

**L** Left

**L/R** Handedness

**LB** Left Back

**LW** Left Wing

**P** Pivot

**Pos** Position

**R** Right

**RB** Right Back

**RW** Right Wing



**TEAM ROSTER** As of 8 AUG 2008  
球队名单 / COMPOSITION DE L'ÉQUIPE

**FRA - France**

No.	Name	Pos	L/R	Height m/ft in	Weight kg/lbs	Date of Birth	Age	Club	Int'l. Matches	
									Played	Goals
4	KAMTO NJITAM Nina	P	R	1.77 / 5'10"	74 / 163	5 JUN 1983	25	METZ, METZ (FRA)	79	133
5	AYGLON Camille	RB	L	1.80 / 5'11"	65 / 143	21 MAY 1985	23	NIMES, NIMES (FRA)	25	64
8	PECQUEUX-ROLLAND Vero	P	R	1.72 / 5'8"	65 / 143	9 OCT 1972	35	DIJON, DIJON (FRA)	289	870
9	BAUDOUIN Paule	LW	R	1.72 / 5'8"	58 / 128	25 OCT 1984	23	ISSY MOULINEAUX, ISSY (FRA)	59	121
10	HERBRECHT Sophie	RB	R	1.74 / 5'9"	65 / 143	13 FEB 1982	26	ISSY MOULINEAUX, ISSY (FRA)	144	454
11	CANO Stephanie	RW	L	1.60 / 5'3"	58 / 128	17 APR 1974	34	BEGLES, BEGLES (FRA)	231	462
12	LEYNAUD Amandine	GK	L	1.78 / 5'10"	64 / 141	2 MAY 1986	22	METZ, METZ (FRA)	28	
13	WENDLING Isabelle	P	R	1.78 / 5'10"	82 / 181	30 JAN 1971	37	METZ, METZ (FRA)	325	537
16	NICOLAS Valerie	GK	R	1.78 / 5'10"	73 / 161	12 MAR 1975	33	IKAST, IKAST (FRA)	234	
19	VANPARYS-TORRES Christi	CB	R	1.78 / 5'10"	64 / 141	22 MAR 1978	30	METZ, METZ (FRA)	63	98
20	TERVEL Raphaelle	LW	R	1.78 / 5'10"	68 / 150	21 APR 1979	29	BERA BERA, SAN SEBASTIAN (ESP)	155	263
21	TOUNKARA Maakan	RW	L	1.65 / 5'5"	55 / 121	12 MAR 1983	25	LE HAVRE, LE HAVRE (FRA)	33	60
23	LACRABERE Alexandra	RB	L	1.77 / 5'10"	73 / 161	27 APR 1987	21	BEGLES, BEGLES (FRA)	11	15
24	SIGNATE Mariama	LB	R	1.88 / 6'2"	72 / 159	22 JUL 1985	23	FLEURY, FLEURY (FRA)	43	110
<b>Team average</b>				1.75 / 5'9"	67 / 147		27.6		122.8	

Uniform Colours	Shirt	Shorts
<b>Team 1st</b>	BLUE	BLUE
<b>Team 2nd</b>	WHITE	BLUE
<b>Goalkeeper 1st</b>	RED	YELLOW
<b>Goalkeeper 2nd</b>	BLACK	BLACK

Officials:		
	KRUMBHOLZ Olivier	(Coach)
	BARADAT Eric	(Assistant Coach)
	JUIN Gerard	(Doctor)
	le NAOUR Annick	(Physiotherapist)
	FAYOLLE Damien	(Physiotherapist)

**Note:**

Uniform numbers will be confirmed at the team managers meeting and under exceptional circumstances could still be changed right up to the start of the competition.  
The player's age has been calculated based on the day of update.  
Number of international matches played, includes Olympic Games, Senior and Junior World Championships and Continental Championships (other tournaments and friendly matches not included).

**Legend:**

<b>CB</b> Centre Back	<b>GK</b> Goalkeeper	<b>L</b> Left	<b>L/R</b> Handedness	<b>LB</b> Left Back
<b>LW</b> Left Wing	<b>P</b> Pivot	<b>Pos</b> Position	<b>R</b> Right	<b>RB</b> Right Back
<b>RW</b> Right Wing				



**TEAM ROSTER** As of 8 AUG 2008  
球队名单 / COMPOSITION DE L'ÉQUIPE

**GER - Germany**

No.	Name	Pos	L/R	Height m/ft in	Weight kg/lbs	Date of Birth	Age	Club	Int'l. Matches	
									Played	Goals
1	ENGLERT Sabine	GK	R	1.84/6'0"	74/163	27 NOV 1981	26	HYPO NO., WIEN (AUT)	139	2
2	HARDTER Nadine	LW	R	1.66/5'5"	60/132	29 MAR 1981	27	THURINGER HC, ERFURT (GER)	125	199
4	JURACK Grit	RB	L	1.86/6'1"	80/176	22 OCT 1977	30	VIBORG HK, VIBORG (DEN)	261	1377
7	WORZ Nina Christin	CB	R	1.79/5'10"	74/163	14 NOV 1980	27	RANDERS HK, RANDERS (DEN)	134	252
8	MULLER Anne	P	R	1.76/5'9"	6/13	5 JUL 1983	25	BAYER LEVERKUSEN, LEVERKUSEN (GER)	84	119
9	STEINBACH Laura	LB	R	1.80/5'11"	62/137	2 AUG 1985	23	BAYER LEVERKUSEN, LEVERKUSEN (GER)	9	16
10	LOERPER Anna	CB	R	1.62/5'4"	65/143	18 NOV 1984	23	BAYER LEVERKUSEN, LEVERKUSEN (GER)	78	93
11	HERING Mandy	LW	R	1.70/5'7"	62/137	11 MAR 1984	24	FHC FRANKFURT/O., FF./ODER (GER)	42	80
13	KRAUSE Nadine	LB	R	1.78/5'10"	67/148	25 MAR 1982	26	FC KOPENHAGEN, KOPENHAGEN (DEN)	145	569
15	NEUKAMP Sabrina	RW	L	1.73/5'8"	67/148	10 MAY 1982	26	BLOMBERG-LIPPE, BLOMBERG (GER)	70	101
16	WOLTERING Clara	GK	R	1.75/5'9"	73/161	2 MAR 1983	25	BAYER LEVERKUSEN, LEVERKUSEN (GER)	83	
18	BAUMBACH Maren	CB	R	1.70/5'7"	60/132	14 JAN 1981	27	FC KOPENHAGEN, KOPENHAGEN (DEN)	115	333
19	MELBECK Stefanie	RB	L	1.74/5'9"	72/159	16 APR 1977	31	KIF KOLDINGV., KOLDING (DEN)	178	388
20	ALTHAUS Anja	P	R	1.74/5'9"	65/143	3 SEP 1982	25	VIBORG HK, VIBORG (DEN)	125	254
<b>Team average</b>				1.75/5'9"	63/140		26.1		113.4	

**Uniform Colours**

**Team 1st**

**Team 2nd**

**Goalkeeper 1st**

**Goalkeeper 2nd**

**Shirt**

WHITE

BLACK

RED

BLUE

**Shorts**

BLACK

WHITE

BLACK

BLUE

**Officials:**

EMRICH Armin	(Coach)
HORSTMANN Heike	(Assistant Coach)
LAUFENBERG Marcus	(Doctor)
PASTOORS Edith	(Physiotherapist)
GLASENER Anja	(Physiotherapist)

**Note:**

Uniform numbers will be confirmed at the team managers meeting and under exceptional circumstances could still be changed right up to the start of the competition.  
The player's age has been calculated based on the day of update.  
Number of international matches played, includes Olympic Games, Senior and Junior World Championships and Continental Championships (other tournaments and friendly matches not included).

**Legend:**

<b>CB</b> Centre Back	<b>GK</b> Goalkeeper	<b>L</b> Left	<b>L/R</b> Handedness	<b>LB</b> Left Back
<b>LW</b> Left Wing	<b>P</b> Pivot	<b>Pos</b> Position	<b>R</b> Right	<b>RB</b> Right Back
<b>RW</b> Right Wing				



**TEAM ROSTER** As of 9 AUG 2008  
球队名单 / COMPOSITION DE L'ÉQUIPE

**HUN - Hungary**

No.	Name	Pos	L/R	Height m/ft in	Weight kg/lbs	Date of Birth	Age	Club	Int'l. Matches	
									Played	Goals
2	FERLING Bernadett	CB	R	1.80/5'11"	71/157	13 JUL 1977	31	DUNAFERR NK, DUMALUVAROS (HUN)	132	300
6	VERTEN Orsolya	LW	R	1.70/5'7"	67/148	22 JUL 1982	26	GYORI AUDI ETO KC, GYOR (HUN)	65	175
10	PIGNICZKI Krisztina	CB	R	1.71/5'7"	66/146	18 SEP 1975	32	DUNAFERR NK, DUNAUJVAROS (HUN)	143	224
12	HERR Orsolya	GK	R	1.76/5'9"	77/170	23 NOV 1984	23	GYORI AUDI ETO KC, GYOR (HUN)	41	0
13	GORBICZ Anita	CB	R	1.75/5'9"	57/126	13 MAY 1983	25	GYORI AUDI ETO KC, GYOR (HUN)	131	541
16	PALINGER Katalin	GK	R	1.83/6'0"	72/159	6 DEC 1978	29	GYORI AUDI ETO KC, GYOR (HUN)	212	1
17	TOTH Timea	LB	R	1.81/5'11"	74/163	16 SEP 1980	27	HYPO NO, VIENNA (AUT)	111	333
18	SZAMORANSKY Piroska	P	R	1.72/5'8"	74/163	9 JUL 1986	22	BUDAPEST BANK-FTC, BUDAPEST (HUN)	45	118
22	BODI Bernadett	RW	L	1.75/5'9"	63/139	9 MAR 1986	22	RANDERS HK, COPENHAGEN (DEN)	5	9
23	SZUCS Gabriella	LB	R	1.84/6'0"	79/174	31 AUG 1984	23	DVSC-AQUATICUM, DEBRECEN (HUN)	66	101
26	BORBAS Rita	P	R	1.67/5'6"	64/141	21 DEC 1980	27	DUNAFERR NK, DUNAUJVAROS (HUN)	59	106
31	HORNYAK Agnes	RB	R	1.80/5'11"	70/154	2 SEP 1982	25	GYORI AUDI ETO KC, GYOR (HUN)	60	44
83	KOVACSICZ Monika	RW	L	1.70/5'7"	64/141	20 NOV 1983	24	BUDAPEST BANK-FTC, BUDAPEST (HUN)	45	130
87	TOMORI Zsuzsanna	RB	R	1.87/6'2"	75/165	18 JUN 1987	21	GYORI AUDI ETO KC, GYOR (HUN)	24	24
<b>Team average</b>				1.77/5'9"	70/153		25.5		81.4	

**Uniform Colours**

**Team 1st**

**Team 2nd**

**Goalkeeper 1st**

**Goalkeeper 2nd**

**Shirt**

WHITE

RED

LIGHT BLUE

DARK BLUE

**Shorts**

WHITE

RED

BLACK

BLACK

**Officials:**

HAJDU Janos

KONKOLY Csaba

DR TALLAY Andrai

MEZEY Csaba

IMRE Vilmos

(Coach)

(Assistant Coach)

(Doctor)

(Physiotherapist)

(Assistant Coach)

**Note:**

Uniform numbers will be confirmed at the team managers meeting and under exceptional circumstances could still be changed right up to the start of the competition.

The player's age has been calculated based on the day of update.

Number of international matches played, includes Olympic Games, Senior and Junior World Championships and Continental Championships (other tournaments and friendly matches not included).

**Legend:**

**CB** Centre Back

**LW** Left Wing

**RW** Right Wing

**GK** Goalkeeper

**P** Pivot

**L** Left

**Pos** Position

**L/R** Handedness

**R** Right

**LB** Left Back

**RB** Right Back





**TEAM ROSTER** As of 8 AUG 2008  
球队名单 / COMPOSITION DE L'ÉQUIPE

**KAZ - Kazakhstan**

No.	Name	Pos	L/R	Height m/ft in	Weight kg/lbs	Date of Birth	Age	Club	Int'l. Matches	
									Played	Goals
2	NIKANDROVA Xeniya	CB	R	1.81/5'11"	71/157	27 JAN 1987	21	SEIKMUN, KYZYLORDA (KAZ)		
4	BORECHKO Irina	P	R	1.78/5'10"	67/148	13 JAN 1972	36	HANDBALL CLUB ALMATY, ALMATY (KAZ)	84	135
5	PIKALOVA Marina	RB	L	1.63/5'4"	52/115	16 MAR 1985	23	KAZYGURT, SHYMKENT (KAZ)	12	23
7	ISKAKOVA Gulzira	LB	R	1.69/5'7"	60/132	4 NOV 1988	19	SEIKMUN, KYZYLORDA (KAZ)	3	4
10	PORTOVA Yelena	P	R	1.85/6'1"	79/174	5 SEP 1985	22	KAZYGURT, SHYMKENT (KAZ)	14	37
12	TRAVNIKOVA Olga	GK	R	1.73/5'8"	72/159	25 SEP 1970	37	HANDBALL CLUB ALMATY, ALMATY (KAZ)	35	0
15	ILYUKHINA Yelena	CB	R	1.71/5'7"	67/148	24 MAY 1982	26	SEIKMUN, KYZYLORDA (KAZ)		
16	PARFENOVA Tatiana	GK	R	1.81/5'11"	82/181	1 JUN 1985	23	SEIKMUN, KYZYLORDA (KAZ)		
17	KUBRINA Natalya	LB	R	1.72/5'8"	60/132	15 JAN 1975	33	HANDBALL CLUB ALMATY, ALMATY (KAZ)	77	190
19	YAKOVLEVA Natalya	RW	R	1.80/5'11"	63/139	29 SEP 1986	21	KAZYGURT, SHYMKENT (KAZ)	12	21
20	VASSILYEVA Yana	P	R	1.84/6'0"	74/163	28 NOV 1981	26	ADIL, USTKAMENOGORSK (KAZ)	11	55
21	AJIDERSKAYA Olga	RW	R	1.92/6'4"	65/143	28 MAY 1982	26	SEIKMUN, KYZYLORDA (KAZ)	24	45
22	MARKOVICH Yuliya	RB	L	1.73/5'8"	65/143	11 JUL 1989	19	SEIKMUN, KYZYLORDA (KAZ)		
24	TYAPKOVA Yekaterina	LW	R	1.87/6'2"	72/159	2 JUL 1984	24	SEIKMUN, KYZYLORDA (KAZ)		
<b>Team average</b>				1.78/5'10"	68/149		25.4		30.2	

**Uniform Colours**

**Team 1st**

**Team 2nd**

**Goalkeeper 1st**

**Goalkeeper 2nd**

**Shirt**

YELLOW

BLUE

BLUE

BLUE

**Shorts**

YELLOW

BLUE

BLUE

RED

**Officials:**

YANIYEV Lev

(Coach)

ANDREYUSHKIN Igor

(Assistant Coach)

BAVAYEV Sagit

(Doctor)

TURLYKHANOVA Gulnar

(Manager)

**Note:**

Uniform numbers will be confirmed at the team managers meeting and under exceptional circumstances could still be changed right up to the start of the competition.

The player's age has been calculated based on the day of update.

Number of international matches played, includes Olympic Games, Senior and Junior World Championships and Continental Championships (other tournaments and friendly matches not included).

**Legend:**

**CB** Centre Back

**GK** Goalkeeper

**L** Left

**L/R** Handedness

**LB** Left Back

**LW** Left Wing

**P** Pivot

**Pos** Position

**R** Right

**RB** Right Back

**RW** Right Wing

**TEAM ROSTER** As of 8 AUG 2008  
球队名单 / COMPOSITION DE L'ÉQUIPE

**KOR - Korea**

No.	Name	Pos	L/R	Height m/ft in	Weight kg/lbs	Date of Birth	Age	Club	Int'l. Matches	
									Played	Goals
1	OH Yongran	GK	R	1.71 / 5'7"	65 / 143	6 SEP 1972	35	BYUCKSAN CONSTRUCTION, INCHEON (KOR)		
3	KIM Ona	CB	R	1.67 / 5'6"	50 / 110	6 SEP 1988	19	BYUCKSAN CONSTRUCTION, INCHEON (KOR)		
4	HUH Soonyoung	P	R	1.80 / 5'11"	71 / 157	28 SEP 1975	32	AARHUS (DEN)		
6	SONG Hairim	LB	R	1.67 / 5'6"	65 / 143	12 JAN 1985	23	DAEGU METROPOLITAN CITY, DAEGU (KOR)		
7	KIM Namsun	LW	R	1.70 / 5'7"	70 / 154	3 MAY 1981	27	BYUCKSAN CONSTRUCTION, INCHEON (KOR)		
9	KIM Chayoun	P	R	1.73 / 5'8"	68 / 150	10 FEB 1981	27	HYPO NO (AUT)		
10	OH Seongok	CB	R	1.71 / 5'7"	64 / 141	10 OCT 1972	35	HYPO NO (AUT)		
11	HONG Jeongho	RB	L	1.78 / 5'10"	72 / 159	6 MAY 1974	34	OMRON (JPN)		
13	PARK Chunghee	RW	L	1.75 / 5'9"	65 / 143	10 APR 1975	33	BYUCKSAN CONSTRUCTION, INCHEON (KOR)		
16	LEE Minhee	GK	R	1.74 / 5'9"	65 / 143	4 FEB 1980	28	YONGIN CITY HALL, GYEONGGI-DO (KOR)		
17	AN Junghwa	LW	R	1.62 / 5'4"	62 / 137	20 FEB 1981	27	DAEGU METROPOLITAN CITY, DAEGU (KOR)		
18	BAE Minhee	RW	L	1.69 / 5'7"	56 / 123	11 JUL 1988	20	KOREA NATIONAL SPORTS UNI, SEOUL (KOR)		
19	CHOI Imjeong	RB	L	1.80 / 5'11"	72 / 159	14 FEB 1981	27	AARHUS (DEN)		
20	MOON Pilhee	LB	R	1.68 / 5'6"	62 / 137	2 DEC 1982	25	BYUCKSAN CONSTRUCTION, INCHEON (KOR)		
<b>Team average</b>				1.72 / 5'8"	65 / 143		28.0			

**Uniform Colours**

**Team 1st**

**Team 2nd**

**Goalkeeper 1st**

**Goalkeeper 2nd**

**Shirt**

RED

BLUE

YELLOW

GRAY

**Shorts**

RED

BLUE

NAVY

GRAY

**Officials:**

LIM Youngchul

BAEK Sangsuh

CHOI Sukjai

KANG Hyunyong

KIM Jinsoo

(Coach)

(Assistant Coach)

(Assistant Coach)

(Doctor)

(Manager)

**Note:**

Uniform numbers will be confirmed at the team managers meeting and under exceptional circumstances could still be changed right up to the start of the competition.

The player's age has been calculated based on the day of update.

Number of international matches played, includes Olympic Games, Senior and Junior World Championships and Continental Championships (other tournaments and friendly matches not included).

**Legend:**

**CB** Centre Back

**LW** Left Wing

**RW** Right Wing

**GK** Goalkeeper

**P** Pivot

**L** Left

**Pos** Position

**L/R** Handedness

**R** Right

**LB** Left Back

**RB** Right Back



**TEAM ROSTER** As of 8 AUG 2008  
球队名单 / COMPOSITION DE L'ÉQUIPE

**NOR - Norway**

No.	Name	Pos	L/R	Height m/ft in	Weight kg/lbs	Date of Birth	Age	Club	Int'l. Matches	
									Played	Goals
1	GRIMSBOE Kari Aalvik	GK	R	1.80 / 5'11"		4 JAN 1985	23	BYASEN HANDBALL, TRONDHEIM (NOR)	30	0
3	NYBERG Katja	LB	R	1.83 / 6'0"		24 AUG 1979	28	IKAST BORDING EH, IKAST (DEN)	92	304
4	AAMODT Ragnhild	RW	L	1.63 / 5'4"		9 SEP 1980	27	IKAST BORDING EH, IKAST (DEN)	111	276
5	SNORROEGGEN Goeril	CB	R	1.77 / 5'10"		15 FEB 1985	23	BYASEN HANDBALL, TRONDHEIM (NOR)	60	151
6	LYBEKK Else Marthe Soerlie	P	R	1.77 / 5'10"		11 SEP 1978	29	NORDSTRAND IF, OSLO (NOR)	207	567
7	NOESTVOLD Tonje	RB	L	1.78 / 5'10"		7 MAY 1985	23	IKAST BORDING EH, IKAST (DEN)	73	140
8	BREIVANG Karoline Dyhre	RB	R	1.72 / 5'8"		10 MAY 1980	28	LARVIK HK, LARVIK (NOR)	147	282
9	LUNDE Kristine	LB	R	1.83 / 6'0"		30 MAR 1980	28	VIBORG HK, VIBORG (DEN)	110	349
10	HAMMERSENG Gro	CB	R	1.80 / 5'11"		10 APR 1980	28	IKAST BORDING EH, IKAST (DEN)	139	559
11	JOHANSEN Kari Mette	LW	R	1.72 / 5'8"		11 JAN 1979	29	LARVIK HK, LARVIK (NOR)	103	280
13	FRAFJORD Marit Malm	P	R	1.82 / 6'0"		25 NOV 1985	22	BYASEN HANDBALL, TRONDHEIM (NOR)	53	111
14	LARSEN Tonje	LB	R	1.84 / 6'0"		26 JAN 1975	33	LARVIK HK, LARVIK (NOR)	220	453
16	HARALDSEN Katrine Lunde	GK	R	1.81 / 5'11"		30 MAR 1980	28	VIBORG HK, VIBORG (DEN)	111	1
18	RIEGELHUTH Linn-Kristin	RB	L	1.75 / 5'9"		1 AUG 1984	24	LARVIK HK, LARVIK (NOR)	105	363
<b>Team average</b>				1.78 / 5'10"	/		26.6		111.5	

Uniform Colours	Shirt	Shorts
<b>Team 1st</b>	RED	RED
<b>Team 2nd</b>	BLUE	BLUE
<b>Goalkeeper 1st</b>	GREEN	BLACK
<b>Goalkeeper 2nd</b>	YELLOW	BLACK

Officials:		
	BREIVIK Marit	(Coach)
	HERGEIRSSON Thorir (ISL)	(Assistant Coach)
	SAND Ola	(Doctor)
	DRUMMOND Christopher	(Physiotherapist)
	OLSSON Mats (SWE)	(Assistant Coach)
	HERMANSSON H. Mia (SWE)	(Team Official)

**Note:**  
Uniform numbers will be confirmed at the team managers meeting and under exceptional circumstances could still be changed right up to the start of the competition.  
The player's age has been calculated based on the day of update.  
Number of international matches played, includes Olympic Games, Senior and Junior World Championships and Continental Championships (other tournaments and friendly matches not included).

<b>Legend:</b>							
<b>CB</b>	Centre Back	<b>GK</b>	Goalkeeper	<b>L</b>	Left	<b>L/R</b>	Handedness
<b>LW</b>	Left Wing	<b>P</b>	Pivot	<b>Pos</b>	Position	<b>R</b>	Right
<b>RW</b>	Right Wing					<b>LB</b>	Left Back
						<b>RB</b>	Right Back



**TEAM ROSTER** As of 17 AUG 2008  
球队名单 / COMPOSITION DE L'ÉQUIPE

**ROU - Romania**

No.	Name	Pos	L/R	Height m/ft in	Weight kg/lbs	Date of Birth	Age	Club	Int'l. Matches	
									Played	Goals
1	PISLARU Tereza	GK	R	1.87 / 6'2"	75 / 165	28 APR 1982	26	OLTCHIM, RIMNICU VALCEA (ROU)	90	0
2	MAIER Ramona	RW	R	1.70 / 5'7"	63 / 139	14 JUL 1979	29	OLTCHIM, RIMNICU VALCEA (ROU)	132	405
4	BIRSAN Florina	P	R	1.78 / 5'10"	70 / 154	6 DEC 1985	22	U JOLIDON, CLUJ NAPOCA (ROU)	18	17
5	AMARIEI Carmen	LB	R	1.84 / 6'0"	79 / 174	3 SEP 1978	29	U JOLIDON, CLUJ NAPOCA (ROU)	106	612
7	OLTEANU Adriana	RW	L	1.72 / 5'8"	65 / 143	14 NOV 1983	24	OLTCHIM, RIMNICU VALCEA (ROU)	37	103
8	NEAGU Cristina Georgiana	LB	R	1.75 / 5'9"	70 / 154	26 AUG 1988	19	RULMENTUL, BRASOV (ROU)	28	95
9	BRADEANU Aurelia	LB	R	1.82 / 6'0"	76 / 168	5 MAY 1979	29	ETO, GYOR (HUN)	165	448
10	STANCA Ionela	P	R	1.76 / 5'9"	72 / 159	9 JAN 1981	27	RULMENTUL, BRASOV (ROU)	99	218
15	ELISEI Neli	LW	R	1.71 / 5'7"	69 / 152	5 JUN 1982	26	OLTCHIM, RIMNICU VALCEA (ROU)	94	424
16	DINU Luminita	GK	R	1.83 / 6'0"	83 / 183	6 NOV 1971	36	OLTCHIM, RIMNICU VALCEA (ROU)	168	7
18	MEIROSU Laura	LB	R	1.82 / 6'0"	74 / 163	11 AUG 1985	22	OLTCHIM, RIMNICU VALCEA (ROU)	65	128
19	BESE Valeria	CB	R	1.87 / 6'2"	79 / 174	16 DEC 1979	28	OLTCHIM, RIMNICU VALCEA (ROU)	77	124
25	ANI SENOCICO Mihaela	CB	R	1.74 / 5'9"	70 / 154	14 DEC 1981	26	U JOLIDON, CLUJ NAPOCA (ROU)	58	84
99	LECUSANU Narcisa	LB	R	1.84 / 6'0"	77 / 170	14 SEP 1976	31	OLTCHIM, RIMNICU VALCEA (ROU)	73	86
12	TOLNAI Talida	GK	R	1.87 / 6'2"	74 / 163	21 AUG 1979	28	OLTCHIM, RIMNICU VALCEA (ROU)	70	1
<b>Team average</b>				1.79 / 5'11"	73 / 161		26.8		85.3	

**Uniform Colours**

**Team 1st**

**Team 2nd**

**Goalkeeper 1st**

**Goalkeeper 2nd**

**Shirt**

BLUE

YELLOW OR RED

GREEN

BLUE OR RED

**Shorts**

BLUE

RED

BLACK

BLACK

**Officials:**

TADICI Gheorghe

MUSI Dumitru

GEORGESCU Mariana

IONESCU Adrian

MIOC Mihaela

(Coach)

(Assistant Coach)

(Doctor)

(Physiotherapist)

(Team Official)

**Note:**

Uniform numbers will be confirmed at the team managers meeting and under exceptional circumstances could still be changed right up to the start of the competition.

The player's age has been calculated based on the day of update.

Number of international matches played, includes Olympic Games, Senior and Junior World Championships and Continental Championships (other tournaments and friendly matches not included).

Player #12 TOLNAI Talida replaced by #25 ANI SENOCICO Mihaela

**Legend:**

**CB** Centre Back

**LW** Left Wing

**RW** Right Wing

**GK**

Goalkeeper

**P**

Pivot

**L**

Left

**Pos**

Position

**L/R**

Handedness

**R**

Right

**LB**

Left Back

**RB**

Right Back



**TEAM ROSTER** As of 8 AUG 2008  
球队名单 / COMPOSITION DE L'ÉQUIPE

**RUS - Russian Fed.**

No.	Name	Pos	L/R	Height m/ft in	Weight kg/lbs	Date of Birth	Age	Club	Int'l. Matches	
									Played	Goals
1	SUSLINA Inna	GK	R	1.85/6'1"	70/154	5 JAN 1979	29	ZVEZDA, ZVENIGOROD (RUS)		
3	POLTORATSKAYA Irina	CB	R	1.75/5'9"	60/132	12 MAR 1979	29	ZVEZDA, ZVENIGOROD (RUS)		
4	ROMENSKAYA Oxana	P	R	1.92/6'4"	78/172	6 JUN 1976	32	ZVEZDA, ZVENIGOROD (RUS)		
5	POSTNOVA Liudmila	RB	R	1.85/6'1"	70/154	11 AUG 1984	23	LADA, TOLYATTI (RUS)		
6	KAREEVA Anna	LB	R	1.82/6'0"	70/154	10 MAY 1977	31	ZVEZDA, ZVENIGOROD (RUS)		
8	ANDRYUSHINA Ekaterina	CB	R	1.85/6'1"	69/152	17 AUG 1985	22	ZVEZDA, ZVENIGOROD (RUS)		
9	USKOVA Yana	LW	L	1.63/5'4"	53/117	28 SEP 1985	22	ROSTOV, LIUBLIANA (SLO)		
10	POLENOVA Elena	RB	R	2.00/6'7"	98/216	20 AUG 1983	24	ZVEZDA, ZVENIGOROD (RUS)		
11	TUREY Emiliya	LW	R	1.70/5'7"	60/132	6 OCT 1984	23	SLAGELSE, SLAGELSE (DEN)		
15	SHIPILOVA Natalia	P	R	1.85/6'1"	80/176	31 DEC 1979	28	ZVEZDA, ZVENIGOROD (RUS)		
16	SIDOROVA Maria	GK	R	1.78/5'10"	64/141	21 NOV 1979	28	LADA, TOLYATTI (RUS)		
17	MARENNIKOVA Ekaterina	LW	R	1.76/5'9"	67/148	29 APR 1982	26	LADA, TOLYATTI (RUS)		
19	DMITRIEVA Elena					1 JUL 1983	25			
24	BLIZNOVA Irina	LB	L	1.85/6'1"	68/150	6 OCT 1986	21	LADA, TOLYATTI (RUS)		
<b>Team average</b>				1.82/6'0"	70/154		25.9			

Uniform Colours	Shirt	Shorts
<b>Team 1st</b>	RED	RED
<b>Team 2nd</b>	WHITE	BLUE
<b>Goalkeeper 1st</b>	YELLOW	YELLOW
<b>Goalkeeper 2nd</b>	GREEN	GREEN

Officials:		
	TREFILOV Evgeny	(Coach)
	KROKHIN Vitaly	(Assistant Coach)
	MEL'NIKOV Evgeny	(Doctor)
	KRASHENINNIKOV Igor	(Physiotherapist)
	REZNIKOV Yury	(Manager)

**Note:**

Uniform numbers will be confirmed at the team managers meeting and under exceptional circumstances could still be changed right up to the start of the competition.  
The player's age has been calculated based on the day of update.  
Number of international matches played, includes Olympic Games, Senior and Junior World Championships and Continental Championships (other tournaments and friendly matches not included).

**Legend:**

<b>CB</b> Centre Back	<b>GK</b> Goalkeeper	<b>L</b> Left	<b>L/R</b> Handedness	<b>LB</b> Left Back
<b>LW</b> Left Wing	<b>P</b> Pivot	<b>Pos</b> Position	<b>R</b> Right	<b>RB</b> Right Back
<b>RW</b> Right Wing				



**TEAM ROSTER** As of 11 AUG 2008  
球队名单 / COMPOSITION DE L'ÉQUIPE

**SWE - Sweden**

No.	Name	Pos	L/R	Height m/ft in	Weight kg/lbs	Date of Birth	Age	Club	Int'l. Matches	
									Played	Goals
3	FLOGNMAN Tina	P	R	1.78 / 5'10"	76 / 168	29 JUN 1981	27	GOG SVENDBORG, SVENDBORG (DEN)	127	266
4	BOSON Matilda	LW	R	1.76 / 5'9"	64 / 141	4 DEC 1981	26	AALBORG DH, AALBORG (DEN)	115	271
5	HOLMGREN Sara	P	R	1.81 / 5'11"	79 / 174	29 MAR 1979	29	HC LEIPZIG, LEIPZIG (GER)	96	106
7	WIEL FREDEN Annika	RW	L	1.76 / 5'9"	71 / 157	21 AUG 1978	29	HORSENS HK, HORSSEN (DEN)	52	135
9	TOVEBY Frida	P	R	1.74 / 5'9"	73 / 161	29 JUL 1982	26	AALBORG DH, AALBORG (DEN)	7	7
10	UTKOVIC Teresa	RW	L	1.70 / 5'7"	60 / 132	31 JUL 1980	28	IK SAVEHOF, GOTEBOG (SWE)	55	128
11	ENSTROM Jessica	CB	R	1.72 / 5'8"	68 / 150	25 MAR 1977	31	IVH VASTERAS, VASTERAS (SWE)	113	220
12	BENGTSSON Therese	GK	R	1.87 / 6'2"	83 / 183	13 FEB 1979	29	TEAM ESLOV IJ, ESLOV (SWE)	21	0
14	ERIKSSON Sara	RB	R	1.82 / 6'0"	69 / 152	13 APR 1981	27	HC LEIPZIG, LEIPZIG (GER)	96	152
15	AHLM Johanna	LB	R	1.75 / 5'9"	70 / 154	3 OCT 1987	20	IK SAVEHOF, GOREBORG (SWE)	22	64
16	GRUNDSTROM Madeleine	GK	R	1.82 / 6'0"	76 / 168	12 AUG 1980	27	AALBORG DH, AALBORG (DEN)	122	0
17	TORSTENSON Linnea	LB	R	1.86 / 6'1"	79 / 174	30 MAR 1983	25	AALBORG DH, AALBORG (DEN)	38	145
18	WIBERG Johanna	P	R	1.85 / 6'1"	78 / 172	6 SEP 1983	24	FCK HANDBOLD, HANDBOLD (DEN)	63	52
20	GULLDEN Isabelle	CB	R	1.79 / 5'10"	75 / 165	29 JUN 1989	19	IK SAVEHOG, GOTEBOG (SWE)	5	3
6	ISLAS HELGESSON Therese	CB	R	1.68 / 5'6"	66 / 146	22 JUL 1983	25	NORDSTRANDS IF, NORDSTRAND (NOR)	44	66
<b>Team average</b>				1.78 / 5'10"	72 / 160		26.1		65.1	

**Uniform Colours**

<b>Team 1st</b>	YELLOW
<b>Team 2nd</b>	BLUE
<b>Goalkeeper 1st</b>	RED
<b>Goalkeeper 2nd</b>	BLACK

**Shorts**

BLUE
YELLOW
GREEN
BLACK

**Officials:**

SCHEFVERT Ulf	(Coach)
JOHANSSON Per	(Assistant Coach)
WEDBERG Marie	(Physiotherapist)
NORBERG Carina	(Team Official)
BJORNUM Sten	(Doctor)
RUNSTROMER Lena	(Manager)

**Note:**

Uniform numbers will be confirmed at the team managers meeting and under exceptional circumstances could still be changed right up to the start of the competition. The player's age has been calculated based on the day of update. Number of international matches played, includes Olympic Games, Senior and Junior World Championships and Continental Championships (other tournaments and friendly matches not included).

Player #6 HELGESSON Therese replaced by #9 TOVEBY Frida

**Legend:**

<b>CB</b> Centre Back	<b>GK</b> Goalkeeper	<b>L</b> Left	<b>L/R</b> Handedness	<b>LB</b> Left Back
<b>LW</b> Left Wing	<b>P</b> Pivot	<b>Pos</b> Position	<b>R</b> Right	<b>RB</b> Right Back
<b>RW</b> Right Wing				



## TOURNAMENT SUMMARY As of 23 AUG 2008

赛事成绩一览表 / RÉSUMÉ DU TOURNOI

### Group A

Rank	Team	Pts	MP	W	T	L	GF	GA	Diff.
1	NOR	10	5	5	0	0	154	106	48
2	ROU	8	5	4	0	1	150	112	38
3	CHN	4	5	2	0	3	122	135	-13
4	FRA	4	5	2	0	3	121	128	-7
5	KAZ	3	5	1	1	3	109	137	-28
6	ANG	1	5	0	1	4	109	147	-38

Team	NOR	ROU	CHN	FRA	KAZ	ANG
NOR		24 - 23	30 - 23	34 - 24	35 - 19	31 - 17
ROU	23 - 24		34 - 20	34 - 26	31 - 19	28 - 23
CHN	23 - 30	20 - 34		21 - 18	26 - 29	32 - 24
FRA	24 - 34	26 - 34	18 - 21		21 - 18	32 - 21
KAZ	19 - 35	19 - 31	29 - 26	18 - 21		24 - 24
ANG	17 - 31	23 - 28	24 - 32	21 - 32	24 - 24	

### Group B

Rank	Team	Pts	MP	W	T	L	GF	GA	Diff.
1	RUS	9	5	4	1	0	148	125	23
2	KOR	7	5	3	1	1	155	127	28
3	HUN	5	5	2	1	2	129	142	-13
4	SWE	4	5	2	0	3	123	137	-14
5	BRA	3	5	1	1	3	124	137	-13
6	GER	2	5	1	0	4	123	134	-11

Team	RUS	KOR	HUN	SWE	BRA	GER
RUS		29 - 29	33 - 24	28 - 24	28 - 19	30 - 29
KOR	29 - 29		33 - 22	31 - 23	32 - 33	30 - 20
HUN	24 - 33	22 - 33		30 - 24	28 - 28	25 - 24
SWE	24 - 28	23 - 31	24 - 30		25 - 22	27 - 26
BRA	19 - 28	33 - 32	28 - 28	22 - 25		22 - 24
GER	29 - 30	20 - 30	24 - 25	26 - 27	24 - 22	

### Classification

Date	Teams	Phase	Match No.	Result
TUE 19 AUG	NOR - SWE	Quarterfinal	31	31 - 24
	HUN - ROU	Quarterfinal	32	34 - 30
	CHN - KOR	Quarterfinal	33	23 - 31
	RUS - FRA	Quarterfinal	34	32 - 31
THU 21 AUG	SWE - CHN	Placement 5-8	35	19 - 20
	ROU - FRA	Placement 5-8	36	34 - 36
	NOR - KOR	Semifinal	37	29 - 28
	HUN - RUS	Semifinal	38	20 - 22
SAT 23 AUG	SWE - ROU	Placement 7-8	39	30 - 34
	CHN - FRA	Placement 5-6	40	23 - 31
	KOR - HUN	Bronze Medal Match	41	33 - 28
	NOR - RUS	Gold Medal Match	42	34 - 27

### Final Standings

Medal	Rank	Team
Gold	1	NOR - Norway
Silver	2	RUS - Russian Fed.
Bronze	3	KOR - Korea
	4	HUN - Hungary
	5	FRA - France
	6	CHN - China
	7	ROU - Romania
	8	SWE - Sweden
	9	BRA - Brazil
	10	KAZ - Kazakhstan
	11	GER - Germany
	12	ANG - Angola

Legend:	GA	GF	L	MP
Diff	Goals Against	Goals For	Lost	Matches Played
Pts	Ties	Won		



## RESULTS

比赛成绩 / RÉSULTATS

### FRA 32 - 21 ANG

(13 - 14) (19 - 7)

Referees: (23) CHERNEGA I / (24) POLADENKO V (RUS)

#### FRA - France

Players		Shots								Penalties			
No.	Name	G/S	%	6m	Wing	9m	7m	FB	BT	YC	2Min	RC	EX
4	KAMTO NJITAM Nina	2/3	67	2/2					0/1				
5	AYGLON Camille	0/2	0			0/2							
8	PECQUEUX-ROLLAND Veronique	1/1	100					1/1					
9	BAUDOIN Paule	4/6	67			1/1	2/2	1/2	0/1	1			
10	HERBRECHT Sophie	8/13	62			3/8	4/4		1/1	1			
11	CANO Stephanie	2/2	100			1/1		1/1					
12	LEYNAUD Amandine												
13	WENDLING Isabelle	1/1	100					1/1		1	1		
16	NICOLAS Valerie												
19	VANPARYS-TORRES Christine	3/8	38			2/7			1/1				
20	TERVEL Raphaelle	2/3	67					2/3			1		
21	TOUNKARA Maakan	4/4	100					4/4					
23	LACRABERE Alexandra	3/7	43	0/2		2/4		1/1			1		
24	SIGNATE Mariama	2/6	33			1/5		1/1			1		
Bench/Team													
Totals		32/56	57	2/4	0/0	10/28	6/6	12/14	2/4	3	4	0	0

Goalkeepers		Saves							
No.	Name	S/S	%	6m	Wing	9m	7m	FB	BT
12	LEYNAUD Amandine	10/17	59	1/1	2/4	4/5	0/2	2/4	1/1
16	NICOLAS Valerie	9/23	39	1/3	2/3	4/8	0/2	1/3	1/4
Totals		19/40	48	2/4	4/7	8/13	0/4	3/7	2/5

#### ANG - Angola

Players		Shots								Penalties			
No.	Name	G/S	%	6m	Wing	9m	7m	FB	BT	YC	2Min	RC	EX
1	TAVARES Maria Odete Sanches												
2	EDUARDO Maria Teresa Neto Joaquim	3/5	60			0/2			3/3	1			
3	BENGUE Ilda Maria	5/10	50	2/3		1/5	2/2			1	1		
4	CARLOS Azenaide Danila Jose	4/9	44		1/2	1/2	2/2	0/3					
5	TRINDADE Filomena Jose	1/1	100		1/1								
6	CALANDULA Bombo Madalena	0/1	0	0/1							1		
8	De ALMEIDA Nair Filipe Pires	5/13	38		0/1	3/9		2/2	0/1				
9	DOMBAXI Wuta Waco Bige												
10	FERNANDES Isabel Sambovo	1/5	20		1/3	0/2				1			
12	PEDRO Maria Rosa da Costa												
13	KIALA Luisa	1/5	20		0/1	0/2		1/1	0/1				
14	BERNARDO Natalia Maria	1/1	100					1/1			1		
15	CAILO Elisabeth Jurema Faro												
17	VIEGAS Elizabeth Amelia Basilio												
Bench/Team													
Totals		21/50	42	2/4	3/8	5/22	4/4	4/7	3/5	3	3	0	0

Goalkeepers		Saves							
No.	Name	S/S	%	6m	Wing	9m	7m	FB	BT
1	TAVARES Maria Odete Sanches	2/14	14			2/4	0/4	0/5	0/1
12	PEDRO Maria Rosa da Costa	13/33	39	2/4		7/15	0/2	2/9	2/3
Totals		15/47	32	2/4	0/0	9/19	0/6	2/14	2/4

#### RUNNING SCORE

##### FRA - ANG

		1st Half	
KAMTO NJITAM N	1 (1') 0	1 (3') 1	BENGUE IM
	1 (4') 2	De ALMEIDA N	
VANPARYS-TORRES C	2 (5') 2	2 (6') 3	CARLOS ADJ
WENDLING I	3 (8') 3	3 (9') 4	De ALMEIDA N
HERBRECHT S	4 (12') 4	4 (12') 4	
SIGNATE M	5 (12') 4	5 (14') 5	EDUARDO M
	5 (14') 6	De ALMEIDA N	
TOUNKARA M	6 (15') 6	6 (16') 7	BENGUE IM
HERBRECHT S	7 (16') 7	7 (16') 7	
PECQUEUX-ROLLAND V	8 (17') 7	8 (18') 8	BENGUE IM
VANPARYS-TORRES C	9 (19') 8	9 (19') 8	
HERBRECHT S	10 (20') 8	10 (20') 9	EDUARDO M
LACRABERE A	11 (20') 9	11 (22') 10	TRINDADE FJ
	11 (24') 11	KIALA L	
HERBRECHT S	12 (25') 11	12 (27') 12	BENGUE IM
	12 (28') 13	EDUARDO M	
LACRABERE A	13 (29') 13	13 (30') 14	BENGUE IM

##### 2nd Half

	13 (33') 15	De ALMEIDA N
HERBRECHT S	14 (33') 15	
HERBRECHT S	15 (35') 15	
HERBRECHT S	16 (37') 15	
	16 (38') 16	CARLOS ADJ
	16 (39') 17	CARLOS ADJ
BAUDOIN P	17 (39') 17	
	17 (40') 18	De ALMEIDA N
CANO S	18 (41') 18	
BAUDOIN P	19 (42') 18	
KAMTO NJITAM N	20 (43') 18	
CANO S	21 (44') 18	
TERVEL R	22 (45') 18	
	22 (46') 19	FERNANDES IS
TOUNKARA M	23 (47') 19	
BAUDOIN P	24 (48') 19	
TERVEL R	25 (49') 19	
HERBRECHT S	26 (50') 19	
	26 (52') 20	CARLOS ADJ
VANPARYS-TORRES C	27 (53') 20	
BAUDOIN P	28 (54') 20	
TOUNKARA M	29 (55') 20	
TOUNKARA M	30 (56') 20	
SIGNATE M	31 (57') 20	
LACRABERE A	32 (58') 20	
	32 (60') 21	BERNARDO NM

#### Legend:

%	Efficiency	2Min	2 Minute Suspensions	6m	6-metre Shots	7m	7-metre Shots	9m	9-metre Shots
BT	Breakthroughs	EX	Exclusions	FB	Fast Breaks	G/S	Goals/Shots	RC	Red Cards
S/S	Saves/Shots	Wing	Wing Shots	YC	Yellow Cards				





## MATCH TEAM STATISTICS

参赛队技术统计 / STATISTIQUES DU MATCH PAR ÉQUIPE

**FRA 32 - 21 ANG**

(13 - 14) (19 - 7)

Referees: (23) CHERNEGA I / (24) POLADENKO V (RUS)

### FRA - France

No.	Name	Shots								Offence		Defence		Penalties			TP	
		G/S	%	6m	Wing	9m	7m	FB	BT	AS	TF	ST	BS	YC	2Min	RC		EX
4	KAMTO NJITAM Nina	2/3	67	2/2					0/1	2		2	1					38:43
5	AYGLON Camille	0/2	0			0/2				2		1	1					12:21
8	PECQUEUX-ROLLAND Veronique	1/1	100					1/1			1							16:19
9	BAUDOUIN Paule	4/6	67			1/1	2/2	1/2	0/1	1				1				26:25
10	HERBRECHT Sophie	8/13	62			3/8	4/4		1/1	1	2			1				36:08
11	CANO Stephanie	2/2	100			1/1		1/1				1						28:37
12	LEYNAUD Amandine									1								30:00
13	WENDLING Isabelle	1/1	100					1/1		2		3	1	1	1			36:49
16	NICOLAS Valerie																	30:00
19	VANPARYS-TORRES Christine	3/8	38			2/7			1/1	2	1							22:09
20	TERVEL Raphaelle	2/3	67					2/3		2	1	2			1			39:07
21	TOUNKARA Maakan	4/4	100					4/4			3	1						30:23
23	LACRABERE Alexandra	3/7	43	0/2		2/4		1/1		1					1			36:43
24	SIGNATE Mariama	2/6	33			1/5		1/1		4	4				1			36:16
	Bench/Team																	
<b>Totals</b>		32/56	57	2/4	0/0	10/28	6/6	12/14	2/4	18	12	10	3	3	4	0	0	

No.	Name	Total Shots		6m Shots		Wing Shots		9m Shots		7m Shots		Fast Breaks		Breakthroughs	
		S/S	%	S/S	%	S/S	%	S/S	%	S/S	%	S/S	%	S/S	%
12	LEYNAUD Amandine	10/17	59	1/1	100	2/4	50	4/5	80	0/2	0	2/4	50	1/1	100
16	NICOLAS Valerie	9/23	39	1/3	33	2/3	67	4/8	50	0/2	0	1/3	33	1/4	25
<b>Totals</b>		19/40	48	2/4	50	4/7	57	8/13	62	0/4	0	3/7	43	2/5	40

Team Shots	Goals	Saves	Missed	Post	Blocked	Total	%
6m Shots	2	2	0	0	0	4	50
Wing Shots							
9m Shots	10	9	3	2	4	28	36
7m Shots	6	0	0	0	n/a	6	100
Fast Breaks	12	2	0	0	0	14	86
Breakthroughs	2	2	0	0	0	4	50
<b>Totals</b>	32	15	3	2	4	56	57

Number of Attacks: 67, Scoring Efficiency: 48%



**OSC GYMNASIUM**  
 奥体中心体育馆  
 GYMNASE DU CSO

SAT 星期六 SAM  
 9 AUG 2008  
 9:00

**HANDBALL**  
 手球 / HANDBALL

**WOMEN**  
 女子项目 / FEMMES

**PRELIMINARY GROUP A - MATCH 1**  
 预赛A组 - 第1场 / PRÉLIMINAIRE GROUPE A - MATCH 1



**MATCH TEAM STATISTICS**  
 参赛队技术统计 / STATISTIQUES DU MATCH PAR ÉQUIPE

**FRA 32 - 21 ANG**  
 (13 - 14) (19 - 7)

Referees: (23) CHERNEGA I / (24) POLADENKO V (RUS)

**FRA - France**

**Shots Distribution**

Players			Goals / Shots			
4 KAMTO NJITAM N	5 AYGLON C	8 PECQUEUX-ROLLAND V	9 BAUDOIN P	10 HERBRECHT S	11 CANO S	13 WENDLING I
1/1	0/1	0/1	0/1	1/1	1/1	1/1
1/1	0/1	1/1	1/1	1/1	1/1	1/1
1/1	0/1	1/1	1/1	1/1	1/1	1/1
1-Missed				1-Post 2-Blocked		
19 VANPARYS-TORRES C	20 TERVEL R	21 TOUNKARA M	23 LACRABERE A	24 SIGNATE M		
0/1	1/1	0/1	0/1	0/1		
1/1	0/1	2/2	1/1	1/1	0/1	
1/1	1/1	2/2	2/2	1/1	0/1	
1-Missed	2-Blocked		1-Missed 1-Post			

Team	Offence	Defence	Goalkeepers
Goals / Shots			Saves / Shots
1/2	2/4 Breakthroughs	3/5 Breakthroughs	1/5
5/6	0/2	1/3	3/3
7/7	0/1	0/0	5/7
3-Missed 2-Post 4-Blocked	8/24	4/18	1/3
	1/1	1/2	
	1/1	0/1	12 LEYNAUD A
	2/3	1/2	1/1
	12/14 Fast Breaks	4/7 Fast Breaks	2/4
		2/3	0/2
			16 NICOLAS V
			0/4
			1/1
			3/3
			1/1
			1/2
			0/5



## MATCH TEAM STATISTICS

参赛队技术统计 / STATISTIQUES DU MATCH PAR ÉQUIPE

**FRA 32 - 21 ANG**

(13 - 14) (19 - 7)

Referees: (23) CHERNEGA I / (24) POLADENKO V (RUS)

### ANG - Angola

No.	Name	Shots								Offence		Defence		Penalties			TP	
		G/S	%	6m	Wing	9m	7m	FB	BT	AS	TF	ST	BS	YC	2Min	RC		EX
1	TAVARES Maria Odete Sanches											1						12:58
2	EDUARDO Maria Teresa Neto Joaquim	3/5	60			0/2				3/3	1	3	1	2	1			51:33
3	BENGUE Ilda Maria	5/10	50	2/3		1/5	2/2				1	3			1	1		48:35
4	CARLOS Azenaide Danila Jose	4/9	44		1/2	1/2	2/2	0/3				1						28:36
5	TRINDADE Filomena Jose	1/1	100		1/1						2	1						30:17
6	CALANDULA Bombo Madalena	0/1	0	0/1							1	1				1		22:18
8	De ALMEIDA Nair Filipe Pires	5/13	38		0/1	3/9		2/2	0/1	4	4	1						55:04
9	DOMBAXI Wuta Waco Bige											1						1:14
10	FERNANDES Isabel Sambovo	1/5	20		1/3	0/2						1	2	1				39:17
12	PEDRO Maria Rosa da Costa																	47:02
13	KIALA Luisa	1/5	20		0/1	0/2		1/1	0/1	1	6	1						39:37
14	BERNARDO Natalia Maria	1/1	100					1/1			1	1				1		25:36
15	CAILO Elisabeth Jurema Faro																	
17	VIEGAS Elizabeth Amelia Basilio																	17:53
	Bench/Team																	
<b>Totals</b>		21/50	42	2/4	3/8	5/22	4/4	4/7	3/5	10	21	6	4	3	3	0	0	

No.	Name	Total Shots		6m Shots		Wing Shots		9m Shots		7m Shots		Fast Breaks		Breakthroughs	
		S/S	%	S/S	%	S/S	%	S/S	%	S/S	%	S/S	%	S/S	%
1	TAVARES Maria Odete Sanches	2/14	14					2/4	50	0/4	0	0/5	0	0/1	0
12	PEDRO Maria Rosa da Costa	13/33	39	2/4	50			7/15	47	0/2	0	2/9	22	2/3	67
<b>Totals</b>		15/47	32	2/4	50	0/0	0	9/19	47	0/6	0	2/14	14	2/4	50

Team Shots	Goals	Saves	Missed	Post	Blocked	Total	%
6m Shots	2	2	0	0	0	4	50
Wing Shots	3	4	1	0	0	8	38
9m Shots	5	8	3	3	3	22	23
7m Shots	4	0	0	0	n/a	4	100
Fast Breaks	4	3	0	0	0	7	57
Breakthroughs	3	2	0	0	0	5	60
<b>Totals</b>	21	19	4	3	3	50	42

Number of Attacks: 66, Scoring Efficiency: 32%



**OSC GYMNASIUM**  
 奥体中心体育馆  
 GYMNASE DU CSO

SAT 星期六 SAM  
 9 AUG 2008  
 9:00

**HANDBALL**  
 手球 / HANDBALL

**WOMEN**  
 女子项目 / FEMMES

**PRELIMINARY GROUP A - MATCH 1**  
 预赛A组 - 第1场 / PRÉLIMINAIRE GROUPE A - MATCH 1



**MATCH TEAM STATISTICS**

参赛队技术统计 / STATISTIQUES DU MATCH PAR ÉQUIPE

**FRA 32 - 21 ANG**

(13 - 14) (19 - 7)

Referees: (23) CHERNEGA I / (24) POLADENKO V (RUS)

**ANG - Angola**

**Shots Distribution**

**Players**  
Goals / Shots

2 EDUARDO M	3 BENGUE IM	4 CARLOS ADJ	5 TRINDADE FJ	6 CALANDULA BM	8 De ALMEIDA N	9 DOMBAXI WWB
1/1	1/1	1/2	1/1		2/2	1/1
0/1	1/2	0/1		0/1	1/1	0/1
1/1	1/1	2/2	1/1		0/1	1/1
1-Blocked	1-Missed	1-Blocked	1-Blocked		2-Missed 2-Post	

10 FERNANDES IS	13 KIALA L	14 BERNARDO NM	15 CAILO EJF	17 VIEGAS EAB
0/1	0/1			
0/2	0/1	1/1		
1/1	1/1			
1-Missed	1-Post			

Team	Offence	Defence	Goalkeepers																																				
Goals / Shots			Saves / Shots																																				
<table border="1"> <tr><td>4/5</td><td></td><td>3/6</td></tr> <tr><td>2/5</td><td>0/3</td><td>2/7</td></tr> <tr><td>2/3</td><td>1/4</td><td>7/7</td></tr> </table> <p>4-Missed 3-Post 3-Blocked</p>	4/5		3/6	2/5	0/3	2/7	2/3	1/4	7/7			<table border="1"> <tr><td>1/2</td><td>3/3</td><td>4/6</td></tr> <tr><td>1/6</td><td>2/2</td><td>1/5</td></tr> <tr><td>0/7</td><td>2/4</td><td>1/12</td></tr> </table> <p>1 TAVARES MOS</p> <table border="1"> <tr><td>0/1</td><td></td><td>1/2</td></tr> <tr><td>0/2</td><td></td><td>1/3</td></tr> <tr><td>0/2</td><td></td><td>0/4</td></tr> </table> <p>12 PEDRO MRDC</p> <table border="1"> <tr><td>1/1</td><td>3/3</td><td>3/4</td></tr> <tr><td>1/4</td><td>2/2</td><td>0/2</td></tr> <tr><td>0/5</td><td>2/4</td><td>1/8</td></tr> </table>	1/2	3/3	4/6	1/6	2/2	1/5	0/7	2/4	1/12	0/1		1/2	0/2		1/3	0/2		0/4	1/1	3/3	3/4	1/4	2/2	0/2	0/5	2/4	1/8
4/5		3/6																																					
2/5	0/3	2/7																																					
2/3	1/4	7/7																																					
1/2	3/3	4/6																																					
1/6	2/2	1/5																																					
0/7	2/4	1/12																																					
0/1		1/2																																					
0/2		1/3																																					
0/2		0/4																																					
1/1	3/3	3/4																																					
1/4	2/2	0/2																																					
0/5	2/4	1/8																																					

**Legend:**

% Efficiency	2Min 2 Minute Suspensions	6m 6-metre Shots	7m 7-metre Shots	9m 9-metre Shots
AS Assists	BS Blocked Shots	BT Breakthroughs	EX Exclusions	FB Fast Breaks
G/S Goals/Shots	n/a not applicable	RC Red Cards	S/S Saves/Shots	ST Steals
TF Technical Faults	TP Time Played	Wing Wing Shots	YC Yellow Cards	





## RESULTS

比赛成绩 / RÉSULTATS

### ROU 31 - 19 KAZ

(13 - 10) (18 - 9)

Referees: (1) AIRES MENEZES J / (2) APARECIDO PINTO R (BRA)

#### RUNNING SCORE

##### ROU - KAZ

#### ROU - Romania

Players		Shots								Penalties			
No.	Name	G/S	%	6m	Wing	9m	7m	FB	BT	YC	2Min	RC	EX
1	PISLARU Tereza												
2	MAIER Ramona	3/3	100				1/1	2/2					
4	BIRSAN Florina												
5	AMARIEI Carmen	4/5	80	1/1		2/3		1/1			2		
7	OLTEANU Adriana	3/3	100			2/2			1/1	1			
8	NEAGU Cristina Georgiana	4/9	44	1/1		3/7	0/1						
9	BRADEANU Aurelia	2/3	67			1/2			1/1		1		
10	STANCA Ionela	4/5	80	4/5						1			
12	TOLNAI Talida												
15	ELISEI Neli	6/9	67		1/1	1/1	2/3	2/4					
16	DINU Luminita												
18	MEIROSU Laura	2/3	67			1/2			1/1		1		
19	BESE Valeria									1		1	
99	LECUSANU Narcisa	3/4	75			1/2	1/1	1/1			1		
	Bench/Team									1			
	Totals	31/44	70	6/7	1/1	11/19	4/6	6/8	3/3	4	5	1	0

Goalkeepers		Saves							
No.	Name	S/S	%	6m	Wing	9m	7m	FB	BT
1	PISLARU Tereza	0/1	0				0/1		
12	TOLNAI Talida	2/10	20		0/1	1/4	0/2	1/2	0/1
16	DINU Luminita	9/19	47	2/2	2/4	4/10	0/2	1/1	
	Totals	11/30	37	2/2	2/5	5/14	0/5	2/3	0/1

#### KAZ - Kazakhstan

Players		Shots								Penalties			
No.	Name	G/S	%	6m	Wing	9m	7m	FB	BT	YC	2Min	RC	EX
2	NIKANDROVA Xeniya												
4	BORECHKO Irina												
5	PIKALOVA Marina	2/4	50		2/4						1		
7	ISKAKOVA Gulzira												
10	PORTOVA Yelena	1/4	25	0/1		0/1	1/1	0/1		1	2		
12	TRAVNIKOVA Olga												
15	ILYUKHINA Yelena	1/1	100			1/1				1			
16	PARFENOVA Tatiana												
17	KUBRINA Natalya	0/1	0					0/1			1		
19	YAKOVLEVA Natalya	2/9	22	0/1		1/7			1/1				
20	VASSILYEVA Yana												
21	AJIDERSKAYA Olga	10/15	67			6/11	4/4				2		
22	MARKOVICH Yuliya	1/1	100		1/1								
24	TYAPKOVA Yekaterina	2/4	50			1/3		1/1		1	1		
	Bench/Team												
	Totals	19/39	49	0/2	3/5	9/23	5/5	1/3	1/1	3	7	0	0

Goalkeepers		Saves							
No.	Name	S/S	%	6m	Wing	9m	7m	FB	BT
12	TRAVNIKOVA Olga	1/16	6	0/4	0/1	1/7	0/2	0/1	0/1
16	PARFENOVA Tatiana	2/18	11	1/3		1/6	0/2	0/5	0/2
	Totals	3/34	9	1/7	0/1	2/13	0/4	0/6	0/3

1st Half	
OLTEANU A	1 (2') 0
ELISEI N	2 (4') 0
ELISEI N	3 (7') 0
	3 (8') 1 PORTOVA Y
NEAGU CG	4 (9') 1
ELISEI N	5 (10') 1
	5 (11') 2 PIKALOVA M
ELISEI N	6 (12') 2
	6 (13') 3 PIKALOVA M
STANCA I	7 (14') 3
	7 (15') 4 TYAPKOVA Y
OLTEANU A	8 (15') 4
	8 (19') 5 AJIDERSKAYA O
BRADEANU A	9 (19') 5
BRADEANU A	10 (20') 5
	10 (21') 6 TYAPKOVA Y
OLTEANU A	11 (22') 6
	11 (23') 7 YAKOVLEVA N
	11 (24') 8 AJIDERSKAYA O
STANCA I	12 (24') 8
	12 (25') 9 MARKOVICH Y
NEAGU CG	13 (29') 9
	13 (29') 10 AJIDERSKAYA O

2nd Half	
	13 (32') 11 YAKOVLEVA N
	13 (33') 12 ILYUKHINA Y
NEAGU CG	14 (33') 12
ELISEI N	15 (35') 12
LECUSANU N	16 (35') 12
	16 (37') 13 AJIDERSKAYA O
STANCA I	17 (38') 13
LECUSANU N	18 (39') 13
STANCA I	19 (42') 13
NEAGU CG	20 (44') 13
	20 (45') 14 AJIDERSKAYA O
	20 (46') 15 AJIDERSKAYA O
	20 (47') 16 AJIDERSKAYA O
MEIROSU L	21 (49') 16
AMARIEI C	22 (50') 16
AMARIEI C	23 (50') 16
MEIROSU L	24 (52') 16
	24 (53') 17 AJIDERSKAYA O
	24 (54') 18 AJIDERSKAYA O
MAIER R	25 (55') 18
ELISEI N	26 (56') 18
AMARIEI C	27 (56') 18
AMARIEI C	28 (58') 18
LECUSANU N	29 (58') 18
MAIER R	30 (59') 18
	30 (59') 19 AJIDERSKAYA O
MAIER R	31 (60') 19

Legend:									
%	Efficiency	2Min	2 Minute Suspensions	6m	6-metre Shots	7m	7-metre Shots	9m	9-metre Shots
BT	Breakthroughs	EX	Exclusions	FB	Fast Breaks	G/S	Goals/Shots	RC	Red Cards
S/S	Saves/Shots	Wing	Wing Shots	YC	Yellow Cards				



## MATCH TEAM STATISTICS

参赛队技术统计 / STATISTIQUES DU MATCH PAR ÉQUIPE

### ROU 31 - 19 KAZ

(13 - 10) (18 - 9)

Referees: (1) AIRES MENEZES J / (2) APARECIDO PINTO R (BRA)

#### ROU - Romania

No.	Name	Shots								Offence		Defence		Penalties			TP	
		G/S	%	6m	Wing	9m	7m	FB	BT	AS	TF	ST	BS	YC	2Min	RC		EX
1	PISLARU Tereza																	0:13
2	MAIER Ramona	3/3	100				1/1	2/2										10:08
4	BIRSAN Florina											1						4:38
5	AMARIEI Carmen	4/5	80	1/1		2/3		1/1		2	1	2			2			21:37
7	OLTEANU Adriana	3/3	100			2/2			1/1		1	1		1				49:52
8	NEAGU Cristina Georgiana	4/9	44	1/1		3/7	0/1											52:36
9	BRADEANU Aurelia	2/3	67			1/2			1/1	4	3	2	2		1			34:19
10	STANCA Ionela	4/5	80	4/5						3	4			1				48:50
12	TOLNAI Talida																	14:21
15	ELISEI Neli	6/9	67		1/1	1/1	2/3	2/4										55:22
16	DINU Luminita									1								45:26
18	MEIROSU Laura	2/3	67			1/2			1/1	2	2	2	1		1			23:03
19	BESE Valeria									2	1		2	1		1		36:58
99	LECUSANU Narcisa	3/4	75			1/2	1/1	1/1		1	2				1			22:37
	Bench/Team													1				
<b>Totals</b>		31/44	70	6/7	1/1	11/19	4/6	6/8	3/3	15	14	8	5	4	5	1	0	

No.	Name	Total Shots		6m Shots		Wing Shots		9m Shots		7m Shots		Fast Breaks		Breakthroughs	
		S/S	%	S/S	%	S/S	%	S/S	%	S/S	%	S/S	%	S/S	%
1	PISLARU Tereza	0/1	0							0/1	0				
12	TOLNAI Talida	2/10	20			0/1	0	1/4	25	0/2	0	1/2	50	0/1	0
16	DINU Luminita	9/19	47	2/2	100	2/4	50	4/10	40	0/2	0	1/1	100		
<b>Totals</b>		11/30	37	2/2	100	2/5	40	5/14	36	0/5	0	2/3	67	0/1	0

Team Shots	Goals	Saves	Missed	Post	Blocked	Total	%
6m Shots	6	1	0	0	0	7	86
Wing Shots	1	0	0	0	0	1	100
9m Shots	11	2	2	0	4	19	58
7m Shots	4	0	1	1	n/a	6	67
Fast Breaks	6	0	0	2	0	8	75
Breakthroughs	3	0	0	0	0	3	100
<b>Totals</b>	31	3	3	3	4	44	70

Number of Attacks: 55, Scoring Efficiency: 56%



**OSC GYMNASIUM**  
 奥体中心体育馆  
 GYMNASE DU CSO

SAT 星期六 SAM  
 9 AUG 2008  
 14:00

**HANDBALL**  
 手球 / HANDBALL

**WOMEN**  
 女子项目 / FEMMES

**PRELIMINARY GROUP A - MATCH 3**  
 预赛A组 - 第3场 / PRÉLIMINAIRE GROUPE A - MATCH 3



**MATCH TEAM STATISTICS**  
 参赛队技术统计 / STATISTIQUES DU MATCH PAR ÉQUIPE

**ROU 31 - 19 KAZ**  
 (13 - 10) (18 - 9)

**Referees:** (1) AIRES MENEZES J / (2) APARECIDO PINTO R (BRA)

**ROU - Romania**

**Shots Distribution**

Players			Goals / Shots			
2 MAIER R	4 BIRSAN F	5 AMARIEI C	7 OLTEANU A	8 NEAGU CG	9 BRADEANU A	10 STANCA I
1/1	1/1	1/1	3/3	0/1	1/1	2/2
1/1	1/1	1/1	3/3	0/1	1/1	1/1
		1-Blocked		2-Missed	2-Blocked	
15 ELISEI N	18 MEIROSU L	19 BESE V	99 LECUSANU N			
2/2	2/2		1/1			
1/1	1/1		1/1			
3-Post	1-Blocked		1-Missed			

Team	Offence	Defence	Goalkeepers
Goals / Shots			Saves / Shots
0/1	3/3 Breakthroughs	1/1 Breakthroughs	0/1
2/3	1/1	1/4	1/1
11/11	2/5	0/1	4/12
3-Missed	5/6	0/0	0/3
3-Post	5/9	0/1	5/9
4-Blocked	4/5	0/1	
	6/8 Fast Breaks	1/4	1 PISLARU T
	1/1	0/1	0/1
		3/5	
		5/5 7m	
			12 TOLNAI T
			0/1
			1/1
			1/5
			16 DINU L
			1/1
			3/7
			0/3
			5/7



## MATCH TEAM STATISTICS

参赛队技术统计 / STATISTIQUES DU MATCH PAR ÉQUIPE

### ROU 31 - 19 KAZ

(13 - 10) (18 - 9)

Referees: (1) AIRES MENEZES J / (2) APARECIDO PINTO R (BRA)

#### KAZ - Kazakhstan

Players		Shots								Offence		Defence		Penalties			TP	
No.	Name	G/S	%	6m	Wing	9m	7m	FB	BT	AS	TF	ST	BS	YC	2Min	RC	EX	
2	NIKANDROVA Xeniya																	5:23
4	BORECHKO Irina												1					8:48
5	PIKALOVA Marina	2/4	50		2/4					1	2					1		55:23
7	ISKAKOVA Gulzira																	
10	PORTOVA Yelena	1/4	25	0/1		0/1	1/1	0/1		1	6	1		1		2		58:41
12	TRAVNIKOVA Olga																	32:40
15	ILYUKHINA Yelena	1/1	100			1/1				2	3			1				34:15
16	PARFENOVA Tatiana																	27:20
17	KUBRINA Natalya	0/1	0					0/1			1					1		59:17
19	YAKOVLEVA Natalya	2/9	22	0/1		1/7			1/1		1							26:58
20	VASSILYEVA Yana									1	3	1	1					26:10
21	AJIDERSKAYA Olga	10/15	67			6/11	4/4				1		1			2		37:01
22	MARKOVICH Yuliya	1/1	100		1/1													7:06
24	TYAPKOVA Yekaterina	2/4	50			1/3		1/1			3		1	1	1	1		40:58
	Bench/Team																	
<b>Totals</b>		19/39	49	0/2	3/5	9/23	5/5	1/3	1/1	5	20	2	4	3	7	0	0	

Goalkeepers		Total Shots		6m Shots		Wing Shots		9m Shots		7m Shots		Fast Breaks		Breakthroughs	
No.	Name	S/S	%	S/S	%	S/S	%	S/S	%	S/S	%	S/S	%	S/S	%
12	TRAVNIKOVA Olga	1/16	6	0/4	0	0/1	0	1/7	14	0/2	0	0/1	0	0/1	0
16	PARFENOVA Tatiana	2/18	11	1/3	33			1/6	17	0/2	0	0/5	0	0/2	0
<b>Totals</b>		3/34	9	1/7	14	0/1	0	2/13	15	0/4	0	0/6	0	0/3	0

Team Shots	Goals	Saves	Missed	Post	Blocked	Total	%
6m Shots	0	2	0	0	0	2	0
Wing Shots	3	2	0	0	0	5	60
9m Shots	9	5	3	1	5	23	39
7m Shots	5	0	0	0	n/a	5	100
Fast Breaks	1	2	0	0	0	3	33
Breakthroughs	1	0	0	0	0	1	100
<b>Totals</b>	19	11	3	1	5	39	49

Number of Attacks: 55, Scoring Efficiency: 35%





**OSC GYMNASIUM**  
 奥体中心体育馆  
 GYMNASE DU CSO

SAT 星期六 SAM  
 9 AUG 2008  
 14:00

**HANDBALL**  
 手球 / HANDBALL

**WOMEN**  
 女子项目 / FEMMES

**PRELIMINARY GROUP A - MATCH 3**  
 预赛A组 - 第3场 / PRÉLIMINAIRE GROUPE A - MATCH 3



**MATCH TEAM STATISTICS**  
 参赛队技术统计 / STATISTIQUES DU MATCH PAR ÉQUIPE

**ROU 31 - 19 KAZ**  
 (13 - 10) (18 - 9)

**Referees:** (1) AIRES MENEZES J / (2) APARECIDO PINTO R (BRA)

**KAZ - Kazakhstan**

**Shots Distribution**

Players			Goals / Shots			
2 NIKANDROVA X	4 BORECHKO I	5 PIKALOVA M	7 ISKAKOVA G	10 PORTOVA Y	15 ILYUKHINA Y	17 KUBRINA N
		0/1 2/2 0/1		0/2	1/1	0/1
					1/1	
19 YAKOVLEVA N	20 VASSILYEVA Y	21 AJIDERSKAYA O	22 MARKOVICH Y	24 TYAPKOVA Y		
1/1						
		4/5 1/1 4/6	1/1	2/2	0/1	
1-Missed	4-Blocked	1-Post 1-Blocked		1-Missed		

Team	Offence	Defence	Goalkeepers																																				
Goals / Shots			Saves / Shots																																				
<table border="1"> <tr><td>1/1</td><td></td><td>2/2</td></tr> <tr><td>0/1</td><td></td><td>1/2</td></tr> <tr><td>8/12</td><td>3/3</td><td>4/9</td></tr> </table> <p>3-Missed 1-Post 5-Blocked</p>	1/1		2/2	0/1		1/2	8/12	3/3	4/9			<table border="1"> <tr><td></td><td>1/1</td><td>0/7</td></tr> <tr><td>1/3</td><td></td><td>0/5</td></tr> <tr><td>0/11</td><td>1/3</td><td>0/4</td></tr> </table> <p>12 TRAVNIKOVA O</p> <table border="1"> <tr><td></td><td></td><td>0/3</td></tr> <tr><td>0/1</td><td></td><td>0/3</td></tr> <tr><td>0/4</td><td>1/2</td><td>0/3</td></tr> </table> <p>16 PARFENOVA T</p> <table border="1"> <tr><td></td><td>1/1</td><td>0/4</td></tr> <tr><td>1/2</td><td></td><td>0/2</td></tr> <tr><td>0/7</td><td>0/1</td><td>0/1</td></tr> </table>		1/1	0/7	1/3		0/5	0/11	1/3	0/4			0/3	0/1		0/3	0/4	1/2	0/3		1/1	0/4	1/2		0/2	0/7	0/1	0/1
1/1		2/2																																					
0/1		1/2																																					
8/12	3/3	4/9																																					
	1/1	0/7																																					
1/3		0/5																																					
0/11	1/3	0/4																																					
		0/3																																					
0/1		0/3																																					
0/4	1/2	0/3																																					
	1/1	0/4																																					
1/2		0/2																																					
0/7	0/1	0/1																																					

Legend:			
%	Efficiency	2Min	2 Minute Suspensions
AS	Assists	BS	Blocked Shots
G/S	Goals/Shots	n/a	not applicable
TF	Technical Faults	TP	Time Played
6m	6-metre Shots	BT	Breakthroughs
7m	7-metre Shots	RC	Red Cards
7m	7-metre Shots	Wing	Wing Shots
9m	9-metre Shots	EX	Exclusions
9m	9-metre Shots	S/S	Saves/Shots
FB	Fast Breaks	YC	Yellow Cards
ST	Steals		



## RESULTS

比赛成绩 / RÉSULTATS

### NOR 30 - 23 CHN

(13 - 12) (17 - 11)

Referees: (7) ELMOAMLI M / (8) SHABAN ALI S (EGY)

#### RUNNING SCORE

##### NOR - CHN

#### NOR - Norway

Players		Shots								Penalties			
No.	Name	G/S	%	6m	Wing	9m	7m	FB	BT	YC	2Min	RC	EX
1	GRIMSBOE Kari Aalvik										1		
3	NYBERG Katja									1			
4	AAMODT Ragnhild	1/2	50		1/1			0/1					
5	SNORROEGGEN Goeril												
6	LYBEKK Else Marthe Soerlie	3/5	60	1/2			1/1	1/2					
7	NOESTVOLD Tonje	4/6	67	1/1		3/5							
8	BREIVANG Karoline Dyhre	3/6	50			1/3		1/1	1/2	1			
9	LUNDE Kristine	2/2	100			2/2					2		
10	HAMMERSENG Gro	7/7	100	3/3		1/1	3/3				1		
11	JOHANSEN Kari Mette	4/4	100		1/1	1/1		2/2					
13	FRAFJORD Marit Malm	2/4	50	2/3				0/1					
14	LARSEN Tonje	3/5	60	1/1		2/4				1	1		
16	HARALDSEN Katrine Lunde	0/1	0					0/1					
18	RIEGELHUTH Linn-Kristin	1/3	33		0/2			1/1					
	Bench/Team												
	Totals	30/45	67	8/10	2/4	10/16	4/4	5/9	1/2	3	5	0	0

Goalkeepers		Saves							
No.	Name	S/S	%	6m	Wing	9m	7m	FB	BT
1	GRIMSBOE Kari Aalvik	0/4	0		0/1	0/2	0/1		
16	HARALDSEN Katrine Lunde	15/34	44	0/5	3/4	11/16	0/3	1/3	0/3
	Totals	15/38	39	0/5	3/5	11/18	0/4	1/3	0/3

#### CHN - China

Players		Shots								Penalties			
No.	Name	G/S	%	6m	Wing	9m	7m	FB	BT	YC	2Min	RC	EX
1	LIU Guini												
2	WEI Qiuxiang	2/6	33		2/4	0/1			0/1				
3	LIU Yun	5/7	71	3/3			1/3	1/1			1		
9	WANG Min												
10	WANG Shasha	5/8	63	1/1		2/5			2/2	1	2		
12	HUANG Hong												
13	WU Yanan	0/3	0		0/2			0/1		1			
14	LIU Xiaomei	3/12	25	1/1		2/11				1	1		
15	SUN Laimiao												
18	WU Wenjuan										1		
19	LI Weiwei	8/13	62			3/8	3/3	1/1	1/1				
21	LI Bing												
22	HUANG Dongjie	0/1	0		0/1						2		
23	YAN Meizhu												
	Bench/Team												
	Totals	23/50	46	5/5	2/7	7/25	4/6	2/3	3/4	3	7	0	0

Goalkeepers		Saves							
No.	Name	S/S	%	6m	Wing	9m	7m	FB	BT
1	LIU Guini	5/21	24	0/4	1/2	1/4	0/4	2/5	1/2
12	HUANG Hong	5/19	26	1/5	0/1	2/9		2/4	
	Totals	10/40	25	1/9	1/3	3/13	0/4	4/9	1/2

1st Half	
	0 (2') 1 LI W
LARSEN T	1 (3') 1
	1 (4') 2 LI W
BREIVANG KD	2 (4') 2
BREIVANG KD	3 (6') 2
	3 (6') 3 LI W
	3 (8') 4 LIU Y
LYBEKK EMS	4 (9') 4
	4 (9') 5 LIU Y
	4 (10') 6 LIU Y
LYBEKK EMS	5 (11') 6
NOESTVOLD T	6 (12') 6
	6 (14') 7 LI W
BREIVANG KD	7 (14') 7
	7 (14') 8 LI W
	7 (16') 9 WANG S
HAMMERSENG G	8 (17') 9
	8 (18') 10 WEI Q
HAMMERSENG G	9 (19') 10
LUNDE K	10 (21') 10
JOHANSEN KM	11 (22') 10
JOHANSEN KM	12 (23') 10
FRAFJORD MM	13 (27') 10
	13 (28') 11 LI W
	13 (29') 12 LIU Y

2nd Half	
LARSEN T	14 (32') 12
NOESTVOLD T	15 (33') 12
	15 (33') 13 LIU Y
NOESTVOLD T	16 (34') 13
LARSEN T	17 (36') 13
	17 (37') 14 WANG S
NOESTVOLD T	18 (39') 14
HAMMERSENG G	19 (41') 14
	19 (41') 15 WANG S
FRAFJORD MM	20 (42') 15
	20 (42') 16 LI W
HAMMERSENG G	21 (43') 16
RIEGELHUTH L	22 (44') 16
	22 (45') 17 LIU X
	22 (46') 18 WEI Q
LUNDE K	23 (47') 18
	23 (48') 19 WANG S
JOHANSEN KM	24 (49') 19
	24 (51') 20 LI W
HAMMERSENG G	25 (52') 20
	25 (53') 21 WANG S
HAMMERSENG G	26 (55') 21
	26 (55') 22 LIU X
HAMMERSENG G	27 (56') 22
AAMODT R	28 (58') 22
	28 (59') 23 LIU X
LYBEKK EMS	29 (59') 23
JOHANSEN KM	30 (60') 23

Legend:									
%	Efficiency	2Min	2 Minute Suspensions	6m	6-metre Shots	7m	7-metre Shots	9m	9-metre Shots
BT	Breakthroughs	EX	Exclusions	FB	Fast Breaks	G/S	Goals/Shots	RC	Red Cards
S/S	Saves/Shots	Wing	Wing Shots	YC	Yellow Cards				



## MATCH TEAM STATISTICS

参赛队技术统计 / STATISTIQUES DU MATCH PAR ÉQUIPE

**NOR 30 - 23 CHN**

(13 - 12) (17 - 11)

Referees: (7) ELMOAMLI M / (8) SHABAN ALI S (EGY)

### NOR - Norway

No.	Name	Shots								Offence		Defence		Penalties			TP	
		G/S	%	6m	Wing	9m	7m	FB	BT	AS	TF	ST	BS	YC	2Min	RC		EX
1	GRIMSBOE Kari Aalvik														1			6:14
3	NYBERG Katja									1	1			1				9:59
4	AAMODT Ragnhild	1/2	50		1/1			0/1			1							26:23
5	SNORROEGGEN Goeril																	4:59
6	LYBEKK Else Marthe Soerlie	3/5	60	1/2			1/1	1/2		2								36:39
7	NOESTVOLD Tonje	4/6	67	1/1		3/5				1								17:16
8	BREIVANG Karoline Dyhre	3/6	50			1/3		1/1	1/2	4	2			1				37:03
9	LUNDE Kristine	2/2	100			2/2				3	1		1		2			30:28
10	HAMMERSENG Gro	7/7	100	3/3		1/1	3/3			1	1				1			46:27
11	JOHANSEN Kari Mette	4/4	100		1/1	1/1		2/2				2						54:52
13	FRAFJORD Marit Malm	2/4	50	2/3				0/1				2						23:15
14	LARSEN Tonje	3/5	60	1/1		2/4				3		1	2	1	1			37:24
16	HARALDSEN Katrine Lunde	0/1	0					0/1										55:24
18	RIEGELHUTH Linn-Kristin	1/3	33		0/2			1/1		1		1						33:37
Bench/Team																		
<b>Totals</b>		30/45	67	8/10	2/4	10/16	4/4	5/9	1/2	16	6	4	5	3	5	0	0	

No.	Name	Total Shots		6m Shots		Wing Shots		9m Shots		7m Shots		Fast Breaks		Breakthroughs	
		S/S	%	S/S	%	S/S	%	S/S	%	S/S	%	S/S	%	S/S	%
1	GRIMSBOE Kari Aalvik	0/4	0			0/1	0	0/2	0	0/1	0				
16	HARALDSEN Katrine Lunde	15/34	44	0/5	0	3/4	75	11/16	69	0/3	0	1/3	33	0/3	0
<b>Totals</b>		15/38	39	0/5	0	3/5	60	11/18	61	0/4	0	1/3	33	0/3	0

Team Shots	Goals	Saves	Missed	Post	Blocked	Total	%
6m Shots	8	1	0	1	0	10	80
Wing Shots	2	1	1	0	0	4	50
9m Shots	10	3	3	0	0	16	63
7m Shots	4	0	0	0	n/a	4	100
Fast Breaks	5	4	0	0	0	9	56
Breakthroughs	1	1	0	0	0	2	50
<b>Totals</b>	30	10	4	1	0	45	67

Number of Attacks: 51, Scoring Efficiency: 59%



**OSC GYMNASIUM**  
 奥体中心体育馆  
 GYMNASE DU CSO

SAT 星期六 SAM  
 9 AUG 2008  
 19:00

**HANDBALL**  
 手球 / HANDBALL

**WOMEN**  
 女子项目 / FEMMES

**PRELIMINARY GROUP A - MATCH 5**  
 预赛A组 - 第5场 / PRÉLIMINAIRE GROUPE A - MATCH 5



**MATCH TEAM STATISTICS**  
 参赛队技术统计 / STATISTIQUES DU MATCH PAR ÉQUIPE

**NOR 30 - 23 CHN**  
 (13 - 12) (17 - 11)

Referees: (7) ELMOAMLI M / (8) SHABAN ALI S (EGY)

**NOR - Norway**

**Shots Distribution**

Players			Goals / Shots			
3 NYBERG K	4 AAMODT R	5 SNORROEGGEN G	6 LYBEKK EMS	7 NOESTVOLD T	8 BREIVANG KD	9 LUNDE K
			2/2	2/2	1/1	1/1
	1/1	0/1	0/1		0/1	
			1/1	1/1	2/3	1/1
				2-Missed		
10 HAMMERSENG G	11 JOHANSEN KM	13 FRAFJORD MM	14 LARSEN T	18 RIEGELHUTH L		
			1/1			
	1/1	1/1		1/2		
2/2	2/2	1/1	1/2			
		1-Post	1-Missed	1-Missed		

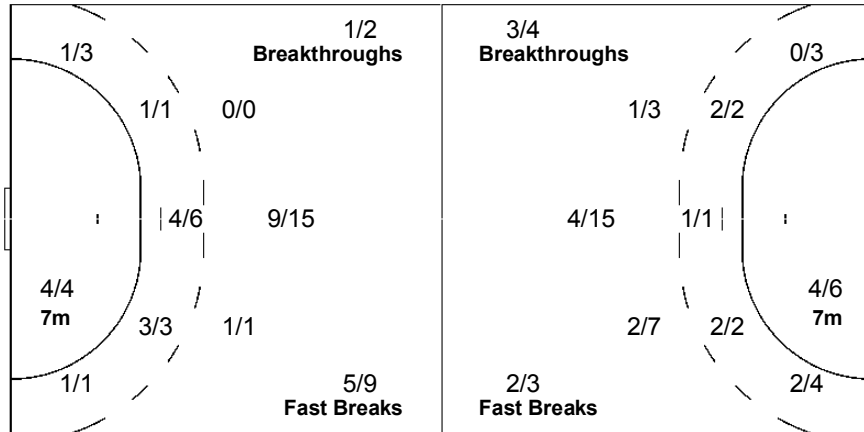
**Team**

Goals / Shots

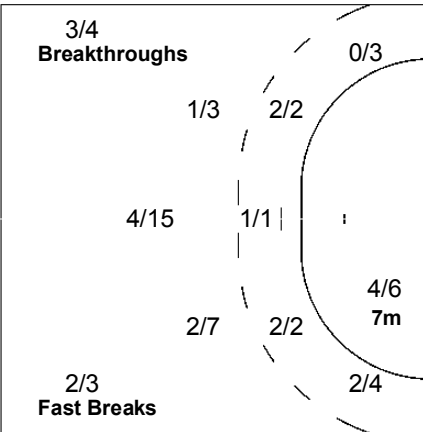
7/7	2/2	0/1
3/6	0/1	1/3
8/9	0/1	9/10

4-Missed 1-Post

**Offence**



**Defence**



**Goalkeepers**

Saves / Shots

0/3	1/2	0/3
4/6		4/8
3/9	1/4	2/3

1 GRIMSBOE KA

0/1		0/1
0/2		

16 HARALDSEN KL

0/3	1/2	0/3
4/5		4/7
3/7	1/4	2/3



## MATCH TEAM STATISTICS

参赛队技术统计 / STATISTIQUES DU MATCH PAR ÉQUIPE

### NOR 30 - 23 CHN

(13 - 12) (17 - 11)

Referees: (7) ELMOAMLI M / (8) SHABAN ALI S (EGY)

#### CHN - China

Players		Shots								Offence		Defence		Penalties				TP
No.	Name	G/S	%	6m	Wing	9m	7m	FB	BT	AS	TF	ST	BS	YC	2Min	RC	EX	
1	LIU Guini																	29:50
2	WEI Qiuxiang	2/6	33		2/4	0/1			0/1									60:00
3	LIU Yun	5/7	71	3/3			1/3	1/1		1	2				1			53:52
9	WANG Min																	
10	WANG Shasha	5/8	63	1/1		2/5			2/2	2	3			1	2			51:48
12	HUANG Hong																	30:10
13	WU Yanan	0/3	0		0/2			0/1		1				1				33:51
14	LIU Xiaomei	3/12	25	1/1		2/11				2	1	1		1	1			60:00
15	SUN Laimiao																	1:16
18	WU Wenjuan									1	2	1			1			31:00
19	LI Weiwei	8/13	62			3/8	3/3	1/1	1/1	2								34:20
21	LI Bing																	8:12
22	HUANG Dongjie	0/1	0		0/1										2			25:41
23	YAN Meizhu																	
	Bench/Team																	
<b>Totals</b>		23/50	46	5/5	2/7	7/25	4/6	2/3	3/4	9	8	2	0	3	7	0	0	

Goalkeepers		Total Shots		6m Shots		Wing Shots		9m Shots		7m Shots		Fast Breaks		Breakthroughs	
No.	Name	S/S	%	S/S	%	S/S	%	S/S	%	S/S	%	S/S	%	S/S	%
1	LIU Guini	5/21	24	0/4	0	1/2	50	1/4	25	0/4	0	2/5	40	1/2	50
12	HUANG Hong	5/19	26	1/5	20	0/1	0	2/9	22			2/4	50		
<b>Totals</b>		10/40	25	1/9	11	1/3	33	3/13	23	0/4	0	4/9	44	1/2	50

Team Shots	Goals	Saves	Missed	Post	Blocked	Total	%
6m Shots	5	0	0	0	0	5	100
Wing Shots	2	3	1	1	0	7	29
9m Shots	7	11	2	1	4	25	28
7m Shots	4	0	0	1	n/a	6	67
Fast Breaks	2	1	0	0	0	3	67
Breakthroughs	3	0	0	0	1	4	75
<b>Totals</b>	23	15	3	3	5	50	46

Number of Attacks: 51, Scoring Efficiency: 45%



**OSC GYMNASIUM**  
 奥体中心体育馆  
 GYMNASE DU CSO

SAT 星期六 SAM  
 9 AUG 2008  
 19:00

**HANDBALL**  
 手球 / HANDBALL

**WOMEN**  
 女子项目 / FEMMES

**PRELIMINARY GROUP A - MATCH 5**  
 预赛A组 - 第5场 / PRÉLIMINAIRE GROUPE A - MATCH 5



**MATCH TEAM STATISTICS**  
 参赛队技术统计 / STATISTIQUES DU MATCH PAR ÉQUIPE

**NOR 30 - 23 CHN**  
 (13 - 12) (17 - 11)

Referees: (7) ELMOAMLI M / (8) SHABAN ALI S (EGY)

**CHN - China**

**Shots Distribution**

**Players**  
Goals / Shots

<b>2 WEI Q</b>	<b>3 LIU Y</b>	<b>9 WANG M</b>	<b>10 WANG S</b>	<b>13 WU Y</b>	<b>14 LIU X</b>	<b>15 SUN L</b>
1/1	1/1		1/1		0/1	
1/3			2/3	0/1	1/2	
			1/2		1/3	
1-Blocked	1-Post		1-Blocked 1-Missed		1-Missed 2-Blocked	

<b>18 WU W</b>	<b>19 LI W</b>	<b>21 LI B</b>	<b>22 HUANG D</b>	<b>23 YAN M</b>
	1/1			
	4/4	2/3		
	1-Missed 1-Post	1-Blocked	1-Post	

Team	Offence	Defence	Goalkeepers																																				
Goals / Shots			Saves / Shots																																				
<table border="1"> <tr><td>3/3</td><td>1/2</td><td>3/3</td></tr> <tr><td>2/6</td><td></td><td>4/8</td></tr> <tr><td>6/9</td><td>3/4</td><td>1/3</td></tr> </table> 3-Missed 3-Post 5-Blocked	3/3	1/2	3/3	2/6		4/8	6/9	3/4	1/3			<table border="1"> <tr><td>0/7</td><td>0/2</td><td>1/1</td></tr> <tr><td>3/6</td><td>1/1</td><td>2/3</td></tr> <tr><td>1/9</td><td>1/1</td><td>1/10</td></tr> </table> <b>1 LIU G</b> <table border="1"> <tr><td>0/3</td><td></td><td>1/1</td></tr> <tr><td>2/5</td><td></td><td>1/1</td></tr> <tr><td>0/4</td><td></td><td>1/7</td></tr> </table> <b>12 HUANG H</b> <table border="1"> <tr><td>0/4</td><td>0/2</td><td></td></tr> <tr><td>1/1</td><td>1/1</td><td>1/2</td></tr> <tr><td>1/5</td><td>1/1</td><td>0/3</td></tr> </table>	0/7	0/2	1/1	3/6	1/1	2/3	1/9	1/1	1/10	0/3		1/1	2/5		1/1	0/4		1/7	0/4	0/2		1/1	1/1	1/2	1/5	1/1	0/3
3/3	1/2	3/3																																					
2/6		4/8																																					
6/9	3/4	1/3																																					
0/7	0/2	1/1																																					
3/6	1/1	2/3																																					
1/9	1/1	1/10																																					
0/3		1/1																																					
2/5		1/1																																					
0/4		1/7																																					
0/4	0/2																																						
1/1	1/1	1/2																																					
1/5	1/1	0/3																																					

**Legend:**

% Efficiency	<b>2Min</b> 2 Minute Suspensions	<b>6m</b> 6-metre Shots	<b>7m</b> 7-metre Shots	<b>9m</b> 9-metre Shots
<b>AS</b> Assists	<b>BS</b> Blocked Shots	<b>BT</b> Breakthroughs	<b>EX</b> Exclusions	<b>FB</b> Fast Breaks
<b>G/S</b> Goals/Shots	<b>n/a</b> not applicable	<b>RC</b> Red Cards	<b>S/S</b> Saves/Shots	<b>ST</b> Steals
<b>TF</b> Technical Faults	<b>TP</b> Time Played	<b>Wing</b> Wing Shots	<b>YC</b> Yellow Cards	



## RESULTS

比赛成绩 / RÉSULTATS

### KAZ 18 - 21 FRA

(8 - 10) (10 - 11)

Referees: (9) BRETO V / (10) HUELIN J (ESP)

#### KAZ - Kazakhstan

Players		Shots								Penalties			
No.	Name	G/S	%	6m	Wing	9m	7m	FB	BT	YC	2Min	RC	EX
2	NIKANDROVA Xeniya	0/1	0			0/1							
4	BORECHKO Irina									1			
5	PIKALOVA Marina	2/3	67		1/2			1/1					
7	ISKAKOVA Gulzira												
10	PORTOVA Yelena	1/4	25	0/1			1/3						
12	TRAVNIKOVA Olga												
15	ILYUKHINA Yelena	4/7	57	1/1		3/5		0/1					
16	PARFENOVA Tatiana												
17	KUBRINA Natalya	1/4	25		1/1	0/1		0/2					
19	YAKOVLEVA Natalya	2/6	33			2/5			0/1		1		
20	VASSILYEVA Yana	0/1	0					0/1		1	3	1	
21	AJIDERSKAYA Olga	7/15	47	1/2		4/9	2/4						
22	MARKOVICH Yuliya	0/1	0						0/1				
24	TYAPKOVA Yekaterina	1/4	25	1/1		0/3				1			
Bench/Team													
Totals		18/46	39	3/5	2/3	9/24	3/7	1/5	0/2	3	4	1	0

Goalkeepers		Saves							
No.	Name	S/S	%	6m	Wing	9m	7m	FB	BT
12	TRAVNIKOVA Olga								
16	PARFENOVA Tatiana	14/35	40	4/7	2/3	6/13	1/3	0/4	1/5
Totals		14/35	40	4/7	2/3	6/13	1/3	0/4	1/5

#### FRA - France

Players		Shots								Penalties			
No.	Name	G/S	%	6m	Wing	9m	7m	FB	BT	YC	2Min	RC	EX
4	KAMTO NJITAM Nina	1/4	25	1/2	0/1				0/1	1			
5	AYGLON Camille												
8	PECQUEUX-ROLLAND Veronique	0/3	0	0/3									
9	BAUDOUIN Paule	3/4	75		1/1		2/3						
10	HERBRECHT Sophie	1/7	14	1/2		0/4	0/1						
11	CANO Stephanie	3/3	100			1/1		2/2					
12	LEYNAUD Amandine												
13	WENDLING Isabelle										1		
16	NICOLAS Valerie												
19	VANPARYS-TORRES Christine	3/6	50			1/4			2/2				
20	TERVEL Raphaelle	0/3	0	0/2	0/1					1			
21	TOUNKARA Maakan	2/3	67			0/1		2/2					
23	LACRABERE Alexandra	6/10	60	1/1		5/9				1	1		
24	SIGNATE Mariama	2/5	40			0/3			2/2		1		
Bench/Team													
Totals		21/48	44	3/10	1/3	7/22	2/4	4/4	4/5	3	3	0	0

Goalkeepers		Saves							
No.	Name	S/S	%	6m	Wing	9m	7m	FB	BT
12	LEYNAUD Amandine	9/15	60	1/2	0/1	4/7	2/3		2/2
16	NICOLAS Valerie	7/19	37	0/2	1/2	3/9	1/3	2/3	
Totals		16/34	47	1/4	1/3	7/16	3/6	2/3	2/2

#### RUNNING SCORE

##### KAZ - FRA

1st Half	
	0 (2') 1 LACRABERE A
ILYUKHINA Y	1 (3') 1
	1 (5') 2 KAMTO NJITAM N
AJIDERSKAYA O	2 (7') 2
PIKALOVA M	3 (8') 2
	3 (11') 3 LACRABERE A
YAKOVLEVA N	4 (12') 3
AJIDERSKAYA O	5 (15') 3
	5 (17') 4 VANPARYS-TORRES C
	5 (17') 5 CANO S
	5 (18') 6 SIGNATE M
	5 (21') 7 TOUNKARA M
TYAPKOVA Y	6 (21') 7
	6 (26') 8 VANPARYS-TORRES C
	6 (29') 9 CANO S
PORTOVA Y	7 (30') 9
PIKALOVA M	8 (30') 9
	8 (30') 10 HERBRECHT S

2nd Half	
AJIDERSKAYA O	9 (31') 10
YAKOVLEVA N	10 (32') 10
	10 (32') 11 BAUDOUIN P
ILYUKHINA Y	11 (33') 11
	11 (35') 12 LACRABERE A
AJIDERSKAYA O	12 (36') 12
	12 (36') 13 LACRABERE A
AJIDERSKAYA O	13 (37') 13
	13 (39') 14 LACRABERE A
KUBRINA N	14 (39') 14
	14 (41') 15 CANO S
AJIDERSKAYA O	15 (42') 15
	15 (43') 16 VANPARYS-TORRES C
	15 (45') 17 SIGNATE M
AJIDERSKAYA O	16 (46') 17
	16 (48') 18 TOUNKARA M
ILYUKHINA Y	17 (49') 18
	17 (49') 19 LACRABERE A
ILYUKHINA Y	18 (50') 19
	18 (54') 20 BAUDOUIN P
	18 (57') 21 BAUDOUIN P

Legend:									
%	Efficiency	2Min	2 Minute Suspensions	6m	6-metre Shots	7m	7-metre Shots	9m	9-metre Shots
BT	Breakthroughs	EX	Exclusions	FB	Fast Breaks	G/S	Goals/Shots	RC	Red Cards
S/S	Saves/Shots	Wing	Wing Shots	YC	Yellow Cards				



**MATCH TEAM STATISTICS**  
参赛队技术统计 / STATISTIQUES DU MATCH PAR ÉQUIPE

**KAZ 18 - 21 FRA**  
(8 - 10) (10 - 11)

Referees: (9) BRETO V / (10) HUELIN J (ESP)

**KAZ - Kazakhstan**

Players		Shots								Offence		Defence		Penalties				TP
No.	Name	G/S	%	6m	Wing	9m	7m	FB	BT	AS	TF	ST	BS	YC	2Min	RC	EX	
2	NIKANDROVA Xeniya	0/1	0			0/1												5:01
4	BORECHKO Irina											2	1					19:22
5	PIKALOVA Marina	2/3	67		1/2			1/1			1	1						35:23
7	ISKAKOVA Gulzira																	
10	PORTOVA Yelena	1/4	25	0/1			1/3			1	1	1	1					35:00
12	TRAVNIKOVA Olga																	
15	ILYUKHINA Yelena	4/7	57	1/1		3/5		0/1		3	3		1					55:34
16	PARFENOVA Tatiana																	60:00
17	KUBRINA Natalya	1/4	25		1/1	0/1		0/2			2	1						60:00
19	YAKOVLEVA Natalya	2/6	33			2/5			0/1	2	5					1		23:15
20	VASSILYEVA Yana	0/1	0					0/1			1			1	3	1		30:35
21	AJIDERSKAYA Olga	7/15	47	1/2		4/9	2/4			1	3	2	2					47:03
22	MARKOVICH Yuliya	0/1	0						0/1									24:13
24	TYAPKOVA Yekaterina	1/4	25	1/1		0/3					4		1	1				24:34
	Bench/Team																	
<b>Totals</b>		18/46	39	3/5	2/3	9/24	3/7	1/5	0/2	7	20	5	7	3	4	1	0	

Goalkeepers		Total Shots		6m Shots		Wing Shots		9m Shots		7m Shots		Fast Breaks		Breakthroughs	
No.	Name	S/S	%	S/S	%	S/S	%	S/S	%	S/S	%	S/S	%	S/S	%
12	TRAVNIKOVA Olga														
16	PARFENOVA Tatiana	14/35	40	4/7	57	2/3	67	6/13	46	1/3	33	0/4	0	1/5	20
<b>Totals</b>		14/35	40	4/7	57	2/3	67	6/13	46	1/3	33	0/4	0	1/5	20

Team Shots	Goals	Saves	Missed	Post	Blocked	Total	%
6m Shots	3	1	1	0	0	5	60
Wing Shots	2	1	0	0	0	3	67
9m Shots	9	7	1	2	5	24	38
7m Shots	3	3	0	1	n/a	7	43
Fast Breaks	1	2	1	1	0	5	20
Breakthroughs	0	2	0	0	0	2	0
<b>Totals</b>	18	16	3	4	5	46	39

Number of Attacks: 56, Scoring Efficiency: 32%





**OSC GYMNASIUM**  
 奥体中心体育馆  
 GYMNASE DU CSO

MON 星期一 LUN  
 11 AUG 2008  
 9:00

**HANDBALL**  
 手球 / HANDBALL

**WOMEN**  
 女子项目 / FEMMES

**PRELIMINARY GROUP A - MATCH 7**  
 预赛A组 - 第7场 / PRÉLIMINAIRE GROUPE A - MATCH 7



**MATCH TEAM STATISTICS**  
 参赛队技术统计 / STATISTIQUES DU MATCH PAR ÉQUIPE

**KAZ 18 - 21 FRA**  
 (8 - 10) (10 - 11)

Referees: (9) BRETO V / (10) HUELIN J (ESP)

**KAZ - Kazakhstan**

**Shots Distribution**

Players			Goals / Shots			
2 NIKANDROVA X	4 BORECHKO I	5 PIKALOVA M	7 ISKAKOVA G	10 PORTOVA Y	15 ILYUKHINA Y	17 KUBRINA N
		1/1 0/1				
		1/1		1/1	1/2	0/1
1-Post				1-Missed 1-Post		1-Post
19 YAKOVLEVA N	20 VASSILYEVA Y	21 AJIDERSKAYA O	22 MARKOVICH Y	24 TYAPKOVA Y		
		0/1 2/3		1/1		
		0/1 0/1				
0/2 2/2		2/2 3/4				
1-Post	1-Missed	3-Blocked		1-Missed 2-Blocked		

Team	Offence	Defence	Goalkeepers																																				
Goals / Shots			Saves / Shots																																				
<table border="1"> <tr><td>2/3</td><td>0/1</td><td>2/5</td></tr> <tr><td>0/1</td><td></td><td>2/5</td></tr> <tr><td>5/7</td><td>0/2</td><td>7/10</td></tr> </table> 3-Missed 4-Post 5-Blocked	2/3	0/1	2/5	0/1		2/5	5/7	0/2	7/10			<table border="1"> <tr><td>3/6</td><td>0/1</td><td>0/1</td></tr> <tr><td>4/5</td><td>2/2</td><td>0/2</td></tr> <tr><td>2/7</td><td>1/2</td><td>2/9</td></tr> </table> 12 TRAVNIKOVA O <table border="1"> <tr><td></td><td></td><td></td></tr> <tr><td></td><td></td><td></td></tr> <tr><td></td><td></td><td></td></tr> </table> 16 PARFENOVA T <table border="1"> <tr><td>3/6</td><td>0/1</td><td>0/1</td></tr> <tr><td>4/5</td><td>2/2</td><td>0/2</td></tr> <tr><td>2/7</td><td>1/2</td><td>2/9</td></tr> </table>	3/6	0/1	0/1	4/5	2/2	0/2	2/7	1/2	2/9										3/6	0/1	0/1	4/5	2/2	0/2	2/7	1/2	2/9
2/3	0/1	2/5																																					
0/1		2/5																																					
5/7	0/2	7/10																																					
3/6	0/1	0/1																																					
4/5	2/2	0/2																																					
2/7	1/2	2/9																																					
3/6	0/1	0/1																																					
4/5	2/2	0/2																																					
2/7	1/2	2/9																																					



**MATCH TEAM STATISTICS**  
参赛队技术统计 / STATISTIQUES DU MATCH PAR ÉQUIPE

**KAZ 18 - 21 FRA**  
(8 - 10) (10 - 11)

Referees: (9) BRETO V / (10) HUELIN J (ESP)

**FRA - France**

No.	Name	Shots								Offence		Defence		Penalties			TP		
		G/S	%	6m	Wing	9m	7m	FB	BT	AS	TF	ST	BS	YC	2Min	RC		EX	
4	KAMTO NJITAM Nina	1/4	25	1/2	0/1					0/1			1		1				29:15
5	AYGLON Camille																		
8	PECQUEUX-ROLLAND Veronique	0/3	0	0/3															37:23
9	BAUDOUIN Paule	3/4	75		1/1		2/3				1	1							36:56
10	HERBRECHT Sophie	1/7	14	1/2		0/4	0/1				3	3	1						35:24
11	CANO Stephanie	3/3	100			1/1		2/2				2	1						31:38
12	LEYNAUD Amandine																		25:55
13	WENDLING Isabelle										1	2	3			1			34:33
16	NICOLAS Valerie																		34:05
19	VANPARYS-TORRES Christine	3/6	50			1/4			2/2			3							20:18
20	TERVEL Raphaelle	0/3	0	0/2	0/1						1	2	2		1				46:21
21	TOUNKARA Maakan	2/3	67			0/1		2/2				1							28:16
23	LACRABERE Alexandra	6/10	60	1/1		5/9						2			1	1			32:08
24	SIGNATE Mariama	2/5	40			0/3				2/2	1					5	1		27:48
	Bench/Team																		
<b>Totals</b>		21/48	44	3/10	1/3	7/22	2/4	4/4	4/5	7	16	8	5	3	3	0	0		

No.	Name	Total Shots		6m Shots		Wing Shots		9m Shots		7m Shots		Fast Breaks		Breakthroughs	
		S/S	%	S/S	%	S/S	%	S/S	%	S/S	%	S/S	%	S/S	%
12	LEYNAUD Amandine	9/15	60	1/2	50	0/1	0	4/7	57	2/3	67			2/2	100
16	NICOLAS Valerie	7/19	37	0/2	0	1/2	50	3/9	33	1/3	33	2/3	67		
<b>Totals</b>		16/34	47	1/4	25	1/3	33	7/16	44	3/6	50	2/3	67	2/2	100

Team Shots	Goals	Saves	Missed	Post	Blocked	Total	%
6m Shots	3	4	1	2	0	10	30
Wing Shots	1	2	0	0	0	3	33
9m Shots	7	6	1	1	7	22	32
7m Shots	2	1	1	0	n/a	4	50
Fast Breaks	4	0	0	0	0	4	100
Breakthroughs	4	1	0	0	0	5	80
<b>Totals</b>	21	14	3	3	7	48	44

Number of Attacks: 56, Scoring Efficiency: 38%



**MATCH TEAM STATISTICS**  
 参赛队技术统计 / STATISTIQUES DU MATCH PAR ÉQUIPE

**KAZ 18 - 21 FRA**  
 (8 - 10) (10 - 11)

Referees: (9) BRETO V / (10) HUELIN J (ESP)

**FRA - France**

**Shots Distribution**

Players			Goals / Shots			
4 KAMTO NJITAM N	5 AYGLON C	8 PECQUEUX-ROLLAND V	9 BAUDOIN P	10 HERBRECHT S	11 CANO S	13 WENDLING I
1/2			1/1			
	0/1				1/1	
		0/1 0/1	1/1	0/1		
				0/1	1/1	
1-Post			1-Missed	1-Missed	3-Blocked	
19 VANPARYS-TORRES C	20 TERVEL R	21 TOUNKARA M	23 LACRABERE A	24 SIGNATE M		
1/1			1/2	0/1		
0/1	0/1 0/1		1/1			
1/1		1/1 1/1	1/1 3/3		2/4	
1-Post 1-Blocked	1-Post	1-Blocked 1-Missed	2-Blocked			

Team	Offence	Defence	Goalkeepers																																				
Goals / Shots			Saves / Shots																																				
<table border="1"> <tr><td>3/6</td><td>1/1</td><td>1/1</td></tr> <tr><td>1/5</td><td>0/2</td><td>2/2</td></tr> <tr><td>5/7</td><td>1/2</td><td>7/9</td></tr> </table> <p>3-Missed 3-Post 7-Blocked</p>	3/6	1/1	1/1	1/5	0/2	2/2	5/7	1/2	7/9			<table border="1"> <tr><td>1/3</td><td>1/1</td><td>3/5</td></tr> <tr><td>1/1</td><td></td><td>3/5</td></tr> <tr><td>2/7</td><td>2/2</td><td>3/10</td></tr> </table> <p>12 LEYNAUD A</p> <table border="1"> <tr><td></td><td></td><td>2/2</td></tr> <tr><td>1/1</td><td></td><td>2/2</td></tr> <tr><td>1/4</td><td>2/2</td><td>1/4</td></tr> </table> <p>16 NICOLAS V</p> <table border="1"> <tr><td>1/3</td><td>1/1</td><td>1/3</td></tr> <tr><td></td><td></td><td>1/3</td></tr> <tr><td>1/3</td><td></td><td>2/6</td></tr> </table>	1/3	1/1	3/5	1/1		3/5	2/7	2/2	3/10			2/2	1/1		2/2	1/4	2/2	1/4	1/3	1/1	1/3			1/3	1/3		2/6
3/6	1/1	1/1																																					
1/5	0/2	2/2																																					
5/7	1/2	7/9																																					
1/3	1/1	3/5																																					
1/1		3/5																																					
2/7	2/2	3/10																																					
		2/2																																					
1/1		2/2																																					
1/4	2/2	1/4																																					
1/3	1/1	1/3																																					
		1/3																																					
1/3		2/6																																					

Legend:							
%	Efficiency	2Min	2 Minute Suspensions	6m	6-metre Shots	7m	7-metre Shots
AS	Assists	BS	Blocked Shots	BT	Breakthroughs	EX	Exclusions
G/S	Goals/Shots	n/a	not applicable	RC	Red Cards	S/S	Saves/Shots
TF	Technical Faults	TP	Time Played	Wing	Wing Shots	YC	Yellow Cards
						9m	9-metre Shots
						FB	Fast Breaks
						ST	Steals



## RESULTS

比赛成绩 / RÉSULTATS

### ANG 17 - 31 NOR

(6 - 14) (11 - 17)

Referees: (4) LIU S / (3) LIU F (CHN)

#### RUNNING SCORE

##### ANG - NOR

##### ANG - Angola

Players		Shots								Penalties			
No.	Name	G/S	%	6m	Wing	9m	7m	FB	BT	YC	2Min	RC	EX
1	TAVARES Maria Odete Sanches	0/1	0					0/1					
2	EDUARDO Maria Teresa Neto Joaquim									1			
3	BENGUE Ilda Maria	3/12	25	0/2		1/5	2/4	0/1					
4	CARLOS Azenaide Danila Jose	1/3	33			1/2	0/1						
5	TRINDADE Filomena Jose	0/1	0		0/1						1		
6	CALANDULA Bombo Madalena												
8	De ALMEIDA Nair Filipe Pires	5/13	38	2/4		0/4			3/5	1			
9	DOMBAXI Wuta Waco Bige	1/1	100						1/1		1		
10	FERNANDES Isabel Sambovo	2/4	50		1/1	0/2		1/1		1	1		
12	PEDRO Maria Rosa da Costa												
13	KIALA Luisa	1/6	17	0/1	0/1	1/4							
14	BERNARDO Natalia Maria	3/8	38	0/1	3/5			0/2					
15	CAILO Elisabeth Jurema Faro												
17	VIEGAS Elizabeth Amelia Basilio	1/1	100	1/1									
Bench/Team													
Totals		17/50	34	3/9	4/8	3/17	2/5	1/5	4/6	3	3	0	0

Goalkeepers		Saves							
No.	Name	S/S	%	6m	Wing	9m	7m	FB	BT
1	TAVARES Maria Odete Sanches	4/20	20	0/3		4/10	0/2	0/3	0/2
12	PEDRO Maria Rosa da Costa	5/20	25	0/4		3/6	0/1	1/7	1/2
Totals		9/40	23	0/7	0/0	7/16	0/3	1/10	1/4

##### NOR - Norway

Players		Shots								Penalties			
No.	Name	G/S	%	6m	Wing	9m	7m	FB	BT	YC	2Min	RC	EX
1	GRIMSBOE Kari Aalvik												
3	NYBERG Katja	2/5	40			2/5					1		
4	AAMODT Ragnhild	3/4	75	2/2	0/1			1/1					
5	SNORROEGGEN Goeril	2/4	50			1/3	1/1						
6	LYBEKK Else Marthe Soerlie	2/2	100	2/2						1			
7	NOESTVOLD Tonje	2/5	40	0/2		2/3							
8	BREIVANG Karoline Dyhre	1/2	50					1/2		1			
9	LUNDE Kristine	4/6	67			3/5			1/1		1		
10	HAMMERSENG Gro	2/3	67				1/1	1/2		1			
11	JOHANSEN Kari Mette	1/1	100					1/1					
13	FRAFJORD Marit Malm	1/1	100	1/1									
14	LARSEN Tonje	5/8	63	1/1		1/3		2/2	1/2				
16	HARALDSEN Katrine Lunde												
18	RIEGELHUTH Linn-Kristin	6/7	86	1/1		0/1	1/1	3/3	1/1				
Bench/Team													
Totals		31/48	65	7/9	0/1	9/20	3/3	9/11	3/4	3	2	0	0

Goalkeepers		Saves							
No.	Name	S/S	%	6m	Wing	9m	7m	FB	BT
1	GRIMSBOE Kari Aalvik	4/10	40	0/2		2/5	0/1	1/1	1/1
16	HARALDSEN Katrine Lunde	12/23	52	4/5	2/6	2/2	3/4	0/1	1/5
Totals		16/33	48	4/7	2/6	4/7	3/5	1/2	2/6

1st Half	
FERNANDES IS	1 (1') 0
	1 (2') 1 LYBEKK EMS
	1 (3') 2 AAMODT R
	1 (3') 3 AAMODT R
	1 (4') 4 BREIVANG KD
	1 (6') 5 HAMMERSENG G
	1 (7') 6 HAMMERSENG G
	1 (7') 7 LARSEN T
	1 (10') 8 LARSEN T
FERNANDES IS	2 (11') 8
De ALMEIDA N	3 (12') 8
	3 (14') 9 LUNDE K
De ALMEIDA N	4 (17') 9
	4 (22') 10 LARSEN T
BENGUE IM	5 (23') 10
	5 (24') 11 LARSEN T
	5 (25') 12 SNORROEGGEN G
CARLOS ADJ	6 (25') 12
	6 (30') 13 FRAFJORD MM
	6 (30') 14 RIEGELHUTH L

2nd Half	
	6 (31') 15 NYBERG K
De ALMEIDA N	7 (31') 15
	7 (33') 16 NYBERG K
BERNARDO NM	8 (33') 16
	8 (34') 17 RIEGELHUTH L
BENGUE IM	9 (35') 17
	9 (35') 18 LARSEN T
	9 (38') 19 NOESTVOLD T
	9 (39') 20 NOESTVOLD T
	9 (40') 21 RIEGELHUTH L
BERNARDO NM	10 (41') 21
De ALMEIDA N	11 (43') 21
	11 (44') 22 LUNDE K
	11 (44') 23 RIEGELHUTH L
BERNARDO NM	12 (45') 23
De ALMEIDA N	13 (45') 23
	13 (46') 24 LUNDE K
	13 (48') 25 AAMODT R
	13 (49') 26 LYBEKK EMS
DOMBAXI WWB	14 (51') 26
	14 (53') 27 LUNDE K
BENGUE IM	15 (54') 27
VIEGAS EAB	16 (55') 27
KIALA L	17 (56') 27
	17 (57') 28 RIEGELHUTH L
	17 (57') 29 JOHANSEN KM
	17 (59') 30 RIEGELHUTH L
	17 (60') 31 SNORROEGGEN G

Legend:									
%	Efficiency	2Min	2 Minute Suspensions	6m	6-metre Shots	7m	7-metre Shots	9m	9-metre Shots
BT	Breakthroughs	EX	Exclusions	FB	Fast Breaks	G/S	Goals/Shots	RC	Red Cards
S/S	Saves/Shots	Wing	Wing Shots	YC	Yellow Cards				



## MATCH TEAM STATISTICS

参赛队技术统计 / STATISTIQUES DU MATCH PAR ÉQUIPE

**ANG 17 - 31 NOR**

(6 - 14) (11 - 17)

Referees: (4) LIU S / (3) LIU F (CHN)

### ANG - Angola

No.	Name	Shots							Offence		Defence			Penalties			TP	
		G/S	%	6m	Wing	9m	7m	FB	BT	AS	TF	ST	BS	YC	2Min	RC		EX
1	TAVARES Maria Odete Sanches	0/1	0					0/1			1	1						27:54
2	EDUARDO Maria Teresa Neto Joaquim									1	3	1		1				42:30
3	BENGUE Ilda Maria	3/12	25	0/2		1/5	2/4	0/1			2							40:12
4	CARLOS Azenaide Danila Jose	1/3	33			1/2	0/1				2	1						27:09
5	TRINDADE Filomena Jose	0/1	0		0/1					1	2					1		42:32
6	CALANDULA Bombo Madalena																	
8	De ALMEIDA Nair Filipe Pires	5/13	38	2/4		0/4			3/5		1	1	1	1				47:48
9	DOMBAXI Wuta Waco Bige	1/1	100						1/1		1					1		10:58
10	FERNANDES Isabel Sambovo	2/4	50		1/1	0/2		1/1			2			1	1			35:47
12	PEDRO Maria Rosa da Costa											1						32:06
13	KIALA Luisa	1/6	17	0/1	0/1	1/4				2	5							39:59
14	BERNARDO Natalia Maria	3/8	38	0/1	3/5			0/2			1	1						39:25
15	CAILO Elisabeth Jurema Faro																	
17	VIEGAS Elizabeth Amelia Basilio	1/1	100	1/1						1			1					33:40
	Bench/Team																	
<b>Totals</b>		17/50	34	3/9	4/8	3/17	2/5	1/5	4/6	5	20	6	2	3	3	0	0	

No.	Name	Total Shots		6m Shots		Wing Shots		9m Shots		7m Shots		Fast Breaks		Breakthroughs	
		S/S	%	S/S	%	S/S	%	S/S	%	S/S	%	S/S	%	S/S	%
1	TAVARES Maria Odete Sanches	4/20	20	0/3	0			4/10	40	0/2	0	0/3	0	0/2	0
12	PEDRO Maria Rosa da Costa	5/20	25	0/4	0			3/6	50	0/1	0	1/7	14	1/2	50
<b>Totals</b>		9/40	23	0/7	0	0/0	0	7/16	44	0/3	0	1/10	10	1/4	25

Team Shots	Goals	Saves	Missed	Post	Blocked	Total	%
6m Shots	3	4	1	1	0	9	33
Wing Shots	4	2	2	0	0	8	50
9m Shots	3	4	4	1	5	17	18
7m Shots	2	3	0	0	n/a	5	40
Fast Breaks	1	1	1	2	0	5	20
Breakthroughs	4	2	0	0	0	6	67
<b>Totals</b>	17	16	8	4	5	50	34

Number of Attacks: 64, Scoring Efficiency: 27%



**OSC GYMNASIUM**  
 奥体中心体育馆  
 GYMNASE DU CSO

MON 星期一 LUN  
 11 AUG 2008  
 14:00

**HANDBALL**  
 手球 / HANDBALL

**WOMEN**  
 女子项目 / FEMMES

**PRELIMINARY GROUP A - MATCH 9**  
 预赛A组 - 第9场 / PRÉLIMINAIRE GROUPE A - MATCH 9



**MATCH TEAM STATISTICS**

参赛队技术统计 / STATISTIQUES DU MATCH PAR ÉQUIPE

**ANG 17 - 31 NOR**  
 (6 - 14) (11 - 17)

Referees: (4) LIU S / (3) LIU F (CHN)

**ANG - Angola**

**Shots Distribution**

Players			Goals / Shots			
2 EDUARDO M	3 BENGUE IM	4 CARLOS ADJ	5 TRINDADE FJ	6 CALANDULA BM	8 De ALMEIDA N	9 DOMBAXI WWB
	1/1 0/1	0/1			1/1	
	2/2 0/3	1/1			1/2	
	2-Missed 1-Post 2-Blocked	1-Blocked 1-Missed			3-Missed 1-Post 1-Blocked	
10 FERNANDES IS	13 KIALA L	14 BERNARDO NM	15 CAILO EJJ	17 VIEGAS EAB		
0/1 1/1	0/1	0/1				
0/1 1/1	1/1 0/1	1/3 2/2				
1-Missed	1-Blocked	2-Post				

Team	Offence	Defence	Goalkeepers
Goals / Shots			Saves / Shots
2/3 0/3 1/2	4/6 Breakthroughs	3/4 Breakthroughs	2/5 1/4 0/3
1/3 0/1 1/2	0/1 0/2 1/2	2/6 0/0	1/3 0/3
6/6 1/4 5/9	2/3 2/10	6/10 6/6	1/8 2/4 2/10
8-Missed 4-Post 5-Blocked	2/5 7m 1/4 0/5	1/4 1/3	1 TAVARES MOS
	4/7 1/5 Fast Breaks	9/11 Fast Breaks	0/1 1/3 0/1
			0/2
			1/5 2/2 0/6
			12 PEDRO MRDC
			2/4 0/1 0/2
			1/1 0/3
			0/3 0/2 2/4



## MATCH TEAM STATISTICS

参赛队技术统计 / STATISTIQUES DU MATCH PAR ÉQUIPE

### ANG 17 - 31 NOR

(6 - 14) (11 - 17)

Referees: (4) LIU S / (3) LIU F (CHN)

### NOR - Norway

Players		Shots								Offence		Defence		Penalties			TP	
No.	Name	G/S	%	6m	Wing	9m	7m	FB	BT	AS	TF	ST	BS	YC	2Min	RC	EX	
1	GRIMSBOE Kari Aalvik											1						19:52
3	NYBERG Katja	2/5	40			2/5					3	1				1		28:32
4	AAMODT Ragnhild	3/4	75	2/2	0/1			1/1										36:44
5	SNORROEGGEN Goeril	2/4	50			1/3	1/1			2	2							36:48
6	LYBEKK Else Marthe Soerlie	2/2	100	2/2						1			1	1				31:21
7	NOESTVOLD Tonje	2/5	40	0/2		2/3												15:57
8	BREIVANG Karoline Dyhre	1/2	50					1/2		2	1	2	1	1				24:04
9	LUNDE Kristine	4/6	67			3/5			1/1	2	3	1	1			1		42:56
10	HAMMERSENG Gro	2/3	67				1/1	1/2						1				14:02
11	JOHANSEN Kari Mette	1/1	100					1/1			1	1						42:06
13	FRAFJORD Marit Malm	1/1	100	1/1							1		1					25:28
14	LARSEN Tonje	5/8	63	1/1		1/3		2/2	1/2	3	3	1	1					34:52
16	HARALDSEN Katrine Lunde									1	1							38:42
18	RIEGELHUTH Linn-Kristin	6/7	86	1/1		0/1	1/1	3/3	1/1	1	1							28:36
	Bench/Team																	
<b>Totals</b>		31/48	65	7/9	0/1	9/20	3/3	9/11	3/4	12	17	6	5	3	2	0	0	

Goalkeepers		Total Shots		6m Shots		Wing Shots		9m Shots		7m Shots		Fast Breaks		Breakthroughs	
No.	Name	S/S	%	S/S	%	S/S	%	S/S	%	S/S	%	S/S	%	S/S	%
1	GRIMSBOE Kari Aalvik	4/10	40	0/2	0			2/5	40	0/1	0	1/1	100	1/1	100
16	HARALDSEN Katrine Lunde	12/23	52	4/5	80	2/6	33	2/2	100	3/4	75	0/1	0	1/5	20
<b>Totals</b>		16/33	48	4/7	57	2/6	33	4/7	57	3/5	60	1/2	50	2/6	33

Team Shots	Goals	Saves	Missed	Post	Blocked	Total	%
6m Shots	7	0	1	1	0	9	78
Wing Shots	0	0	1	0	0	1	0
9m Shots	9	7	1	1	2	20	45
7m Shots	3	0	0	0	n/a	3	100
Fast Breaks	9	1	1	0	0	11	82
Breakthroughs	3	1	0	0	0	4	75
<b>Totals</b>	31	9	4	2	2	48	65

Number of Attacks: 64, Scoring Efficiency: 48%



**OSC GYMNASIUM**  
 奥体中心体育馆  
 GYMNASE DU CSO

MON 星期一 LUN  
 11 AUG 2008  
 14:00

**HANDBALL**  
 手球 / HANDBALL

**WOMEN**  
 女子项目 / FEMMES

**PRELIMINARY GROUP A - MATCH 9**  
 预赛A组 - 第9场 / PRÉLIMINAIRE GROUPE A - MATCH 9



**MATCH TEAM STATISTICS**  
 参赛队技术统计 / STATISTIQUES DU MATCH PAR ÉQUIPE

**ANG 17 - 31 NOR**  
 (6 - 14) (11 - 17)

Referees: (4) LIU S / (3) LIU F (CHN)

**NOR - Norway**

**Shots Distribution**

Players			Goals / Shots			
3 NYBERG K	4 AAMODT R	5 SNORROEGGEN G	6 LYBEKK EMS	7 NOESTVOLD T	8 BREIVANG KD	9 LUNDE K
1/1		1/1	1/1			1/1
0/1	1/1	1/1		2/2	1/1	1/1
0/1	1/1	0/1	1/1			1/1
	1-Missed	1-Blocked		2-Missed 1-Post	1-Missed	1-Post
10 HAMMERSENG G	11 JOHANSEN KM	13 FRAFJORD MM	14 LARSEN T	18 RIEGELHUTH L		
1/2		1/1	0/1	1/1	1/2	
				2/2		
	1/1		1/1	1/2		1/1
			1-Blocked	3/3		

Team	Offence	Defence	Goalkeepers																																				
Goals / Shots			Saves / Shots																																				
<table border="1"> <tr><td>3/5</td><td>3/4</td><td>3/3</td></tr> <tr><td>2/3</td><td></td><td>3/3</td></tr> <tr><td>7/8</td><td>2/4</td><td>8/10</td></tr> </table> 4-Missed 2-Post 2-Blocked	3/5	3/4	3/3	2/3		3/3	7/8	2/4	8/10			<table border="1"> <tr><td>1/3</td><td>3/3</td><td>1/2</td></tr> <tr><td>2/3</td><td>1/1</td><td>1/2</td></tr> <tr><td>0/6</td><td>3/4</td><td>4/9</td></tr> </table> 1 GRIMSBOE KA <table border="1"> <tr><td>0/1</td><td></td><td></td></tr> <tr><td>1/1</td><td>1/1</td><td>0/1</td></tr> <tr><td>0/2</td><td>1/1</td><td>1/3</td></tr> </table> 16 HARALDSEN KL <table border="1"> <tr><td>1/2</td><td>3/3</td><td>1/2</td></tr> <tr><td>1/2</td><td></td><td>1/1</td></tr> <tr><td>0/4</td><td>2/3</td><td>3/6</td></tr> </table>	1/3	3/3	1/2	2/3	1/1	1/2	0/6	3/4	4/9	0/1			1/1	1/1	0/1	0/2	1/1	1/3	1/2	3/3	1/2	1/2		1/1	0/4	2/3	3/6
3/5	3/4	3/3																																					
2/3		3/3																																					
7/8	2/4	8/10																																					
1/3	3/3	1/2																																					
2/3	1/1	1/2																																					
0/6	3/4	4/9																																					
0/1																																							
1/1	1/1	0/1																																					
0/2	1/1	1/3																																					
1/2	3/3	1/2																																					
1/2		1/1																																					
0/4	2/3	3/6																																					

Legend:							
%	Efficiency	2Min	2 Minute Suspensions	6m	6-metre Shots	7m	7-metre Shots
AS	Assists	BS	Blocked Shots	BT	Breakthroughs	EX	Exclusions
G/S	Goals/Shots	n/a	not applicable	RC	Red Cards	S/S	Saves/Shots
TF	Technical Faults	TP	Time Played	Wing	Wing Shots	YC	Yellow Cards
						9m	9-metre Shots
						FB	Fast Breaks
						ST	Steals





## RESULTS

比赛成绩 / RÉSULTATS

### CHN 20 - 34 ROU

(11 - 17) (9 - 17)

Referees: (29) LIUDOWYK A / (30) VAKULA V (UKR)

#### RUNNING SCORE

##### CHN - ROU

##### CHN - China

Players		Shots								Penalties			
No.	Name	G/S	%	6m	Wing	9m	7m	FB	BT	YC	2Min	RC	EX
1	LIU Guini										1		
2	WEI Qiuxiang	6/6	100				4/4	2/2					
3	LIU Yun	4/6	67	2/2			2/4						
9	WANG Min												
10	WANG Shasha	0/5	0			0/3			0/2	1			
12	HUANG Hong												
13	WU Yanan									1			
14	LIU Xiaomei	4/15	27			2/12		1/2	1/1				
15	SUN Laimiao	2/2	100					2/2					
18	WU Wenjuan	0/3	0			0/2			0/1		1		
19	LI Weiwei												
21	LI Bing	3/6	50			1/3			2/3	1	1		
22	HUANG Dongjie	0/3	0		0/1			0/1	0/1				
23	YAN Meizhu	1/4	25			0/3		1/1					
	Bench/Team												
	Totals	20/50	40	2/2	0/1	3/23	6/8	6/8	3/8	3	3	0	0

Goalkeepers		Saves							
No.	Name	S/S	%	6m	Wing	9m	7m	FB	BT
1	LIU Guini	2/8	25	0/1	0/2	1/2	1/2		0/1
12	HUANG Hong	4/32	13	0/6	0/2	2/12	0/2	2/8	0/2
	Totals	6/40	15	0/7	0/4	3/14	1/4	2/8	0/3

##### ROU - Romania

Players		Shots								Penalties			
No.	Name	G/S	%	6m	Wing	9m	7m	FB	BT	YC	2Min	RC	EX
1	PISLARU Tereza												
2	MAIER Ramona	8/8	100	1/1	2/2		3/3	2/2					
4	BIRSAN Florina												
5	AMARIEI Carmen	9/10	90	2/2		7/8					2		
7	OLTEANU Adriana	1/2	50		1/1			0/1					
8	NEAGU Cristina Georgiana	0/2	0			0/2					1		
9	BRADEANU Aurelia	4/7	57			2/5		1/1	1/1				
10	STANCA Ionela	6/6	100	3/3				2/2	1/1	1			
12	TOLNAI Talida												
15	ELISEI Neli	1/3	33		1/1	0/1		0/1		1			
16	DINU Luminita												
18	MEIROSU Laura	2/3	67			0/1		1/1	1/1	1	2		
19	BESE Valeria	2/2	100	1/1		1/1							
99	LECUSANU Narcisa	1/2	50			1/1	0/1						
	Bench/Team												
	Totals	34/45	76	7/7	4/4	11/19	3/4	6/8	3/3	3	5	0	0

Goalkeepers		Saves							
No.	Name	S/S	%	6m	Wing	9m	7m	FB	BT
1	PISLARU Tereza	2/5	40			1/1	0/1	0/1	1/2
12	TOLNAI Talida	0/1	0					0/1	
16	DINU Luminita	12/28	43	0/2	1/1	6/9	0/4	2/7	3/5
	Totals	14/34	41	0/2	1/1	7/10	0/6	2/8	4/7

##### 1st Half

0 (2') 1	MEIROSU L
0 (3') 2	AMARIEI C
0 (4') 3	STANCA I
0 (8') 4	STANCA I
1 (7') 4	LIU Y
2 (8') 4	LI B
2 (9') 5	STANCA I
3 (10') 5	LIU Y
3 (11') 6	AMARIEI C
4 (12') 6	WEI Q
4 (13') 7	AMARIEI C
5 (13') 7	LIU X
6 (14') 7	SUN L
6 (15') 8	STANCA I
6 (15') 9	MEIROSU L
6 (17') 10	MAIER R
6 (17') 11	BRADEANU A
6 (19') 12	BRADEANU A
7 (20') 12	LIU X
7 (21') 13	AMARIEI C
7 (22') 14	STANCA I
8 (23') 14	WEI Q
8 (23') 15	BESE V
8 (25') 16	AMARIEI C
9 (27') 16	SUN L
9 (27') 17	AMARIEI C
10 (28') 17	LI B
11 (29') 17	LIU Y

##### 2nd Half

12 (31') 17	WEI Q
12 (35') 18	OLTEANU A
13 (36') 18	WEI Q
14 (38') 18	LIU X
14 (39') 19	BESE V
15 (39') 19	LIU X
15 (40') 20	MAIER R
15 (41') 21	BRADEANU A
15 (43') 22	MAIER R
16 (43') 22	WEI Q
17 (45') 22	WEI Q
17 (46') 23	MAIER R
17 (50') 24	MAIER R
17 (50') 25	MAIER R
18 (51') 25	LIU Y
18 (52') 26	AMARIEI C
18 (52') 27	MAIER R
18 (54') 28	STANCA I
18 (55') 29	MAIER R
19 (56') 29	YAN M
19 (56') 30	BRADEANU A
19 (57') 31	LECUSANU N
19 (59') 32	ELISEI N
20 (59') 32	LI B
20 (60') 33	AMARIEI C
20 (60') 34	AMARIEI C

#### Legend:

%	Efficiency	2Min	2 Minute Suspensions	6m	6-metre Shots	7m	7-metre Shots	9m	9-metre Shots
BT	Breakthroughs	EX	Exclusions	FB	Fast Breaks	G/S	Goals/Shots	RC	Red Cards
S/S	Saves/Shots	Wing	Wing Shots	YC	Yellow Cards				



## MATCH TEAM STATISTICS

参赛队技术统计 / STATISTIQUES DU MATCH PAR ÉQUIPE

### CHN 20 - 34 ROU

(11 - 17) (9 - 17)

Referees: (29) LIUDOWYK A / (30) VAKULA V (UKR)

#### CHN - China

Players		Shots								Offence		Defence		Penalties				TP
No.	Name	G/S	%	6m	Wing	9m	7m	FB	BT	AS	TF	ST	BS	YC	2Min	RC	EX	
1	LIU Guini															1		23:11
2	WEI Qiuxiang	6/6	100				4/4	2/2										60:00
3	LIU Yun	4/6	67	2/2			2/4			2	3							32:03
9	WANG Min																	0:22
10	WANG Shasha	0/5	0			0/3			0/2	3	6			1				49:25
12	HUANG Hong																	38:49
13	WU Yanan													1				30:00
14	LIU Xiaomei	4/15	27			2/12		1/2	1/1	3	2	1						54:18
15	SUN Laimiao	2/2	100					2/2		1	1							26:05
18	WU Wenjuan	0/3	0			0/2			0/1		2	2			1			28:09
19	LI Weiwei																	
21	LI Bing	3/6	50			1/3			2/3	1	1	1	2	1	1			42:18
22	HUANG Dongjie	0/3	0		0/1			0/1	0/1			1						30:00
23	YAN Meizhu	1/4	25			0/3		1/1										5:20
	Bench/Team																	
<b>Totals</b>		20/50	40	2/2	0/1	3/23	6/8	6/8	3/8	10	15	5	2	3	3	0	0	

Goalkeepers		Total Shots		6m Shots		Wing Shots		9m Shots		7m Shots		Fast Breaks		Breakthroughs	
No.	Name	S/S	%	S/S	%	S/S	%	S/S	%	S/S	%	S/S	%	S/S	%
1	LIU Guini	2/8	25	0/1	0	0/2	0	1/2	50	1/2	50			0/1	0
12	HUANG Hong	4/32	13	0/6	0	0/2	0	2/12	17	0/2	0	2/8	25	0/2	0
<b>Totals</b>		6/40	15	0/7	0	0/4	0	3/14	21	1/4	25	2/8	25	0/3	0

Team Shots	Goals	Saves	Missed	Post	Blocked	Total	%
6m Shots	2	0	0	0	0	2	100
Wing Shots	0	1	0	0	0	1	0
9m Shots	3	7	0	5	8	23	13
7m Shots	6	0	0	2	n/a	8	75
Fast Breaks	6	2	0	0	0	8	75
Breakthroughs	3	4	1	0	0	8	38
<b>Totals</b>	20	14	1	7	8	50	40

Number of Attacks: 59, Scoring Efficiency: 34%



**OSC GYMNASIUM**  
 奥体中心体育馆  
 GYMNASE DU CSO

MON 星期一 LUN  
 11 AUG 2008  
 19:00

**HANDBALL**  
 手球 / HANDBALL

**WOMEN**  
 女子项目 / FEMMES

**PRELIMINARY GROUP A - MATCH 11**  
 预赛A组 - 第11场 / PRÉLIMINAIRE GROUPE A - MATCH 11



**MATCH TEAM STATISTICS**  
 参赛队技术统计 / STATISTIQUES DU MATCH PAR ÉQUIPE

**CHN 20 - 34 ROU**  
 (11 - 17) (9 - 17)

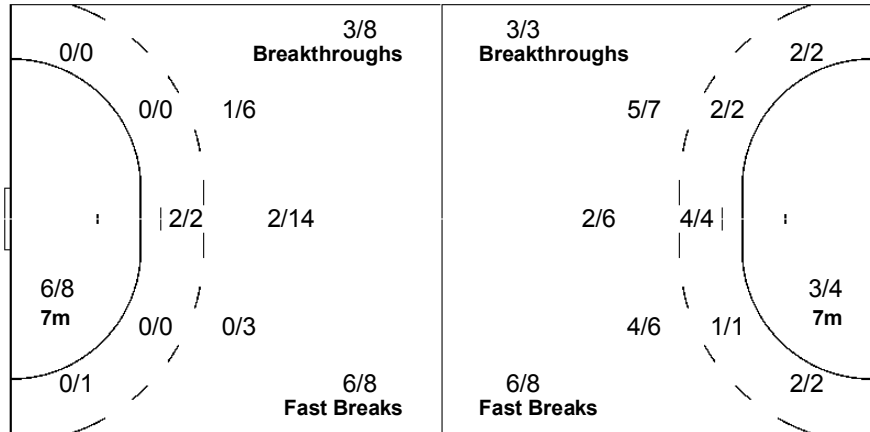
Referees: (29) LIUDOWYK A / (30) VAKULA V (UKR)

**CHN - China**

**Shots Distribution**

Players			Goals / Shots		
<b>2 WEI Q</b>			<b>3 LIU Y</b>		
1/1	1/1	1/1	1/1	1/1	1/1
1/1	3/3		1/1	1/1	
1-Blocked			2-Post		
<b>9 WANG M</b>			<b>10 WANG S</b>		
				0/1	0/1
1-Blocked			1-Missed 2-Post		
<b>13 WU Y</b>			<b>14 LIU X</b>		
			0/1	1/1	
			3/4	0/2	
1-Blocked			1-Post 6-Blocked		
<b>15 SUN L</b>			<b>18 WU W</b>		
	1/1		0/1	0/1	
1-Blocked			1-Blocked		
<b>19 LI W</b>			<b>21 LI B</b>		
				0/1	
			1/2	2/2	
1-Blocked			1-Post		
<b>22 HUANG D</b>			<b>23 YAN M</b>		
	0/1			0/1	
		0/1	1/1	0/1	
1-Blocked			1-Post 1-Blocked		

Team	Offence	Defence	Goalkeepers
Goals / Shots			
1/3	1/1	2/3	1/4
2/3	2/3	8/11	2/3
8/11	1/7	5/6	0/5
1-Missed	7-Post	8-Blocked	1/10
Saves / Shots			
<b>1 LIU G</b>			
0/1			
0/3			
<b>12 HUANG H</b>			
1/4			
2/3			
0/4			
1/7			
0/1			
0/13			





**MATCH TEAM STATISTICS**  
参赛队技术统计 / STATISTIQUES DU MATCH PAR ÉQUIPE

**CHN 20 - 34 ROU**  
(11 - 17) (9 - 17)

Referees: (29) LIUDOWYK A / (30) VAKULA V (UKR)

**ROU - Romania**

No.	Name	Shots								Offence		Defence		Penalties			TP	
		G/S	%	6m	Wing	9m	7m	FB	BT	AS	TF	ST	BS	YC	2Min	RC		EX
1	PISLARU Tereza																	6:49
2	MAIER Ramona	8/8	100	1/1	2/2		3/3	2/2										57:03
4	BIRSAN Florina																	1:21
5	AMARIEI Carmen	9/10	90	2/2		7/8				4	4				2			47:20
7	OLTEANU Adriana	1/2	50		1/1			0/1		1	1	1						28:55
8	NEAGU Cristina Georgiana	0/2	0			0/2					1		1		1			18:51
9	BRADEANU Aurelia	4/7	57			2/5		1/1	1/1		1							29:27
10	STANCA Ionela	6/6	100	3/3				2/2	1/1	7	3			1				41:26
12	TOLNAI Talida																	0:12
15	ELISEI Neli	1/3	33		1/1	0/1		0/1			2			1				34:02
16	DINU Luminita																	52:59
18	MEIROSU Laura	2/3	67			0/1		1/1	1/1	1			3	1	2			32:24
19	BESE Valeria	2/2	100	1/1		1/1				2	3	1	4					54:18
99	LECUSANU Narcisa	1/2	50			1/1	0/1			1								14:53
	Bench/Team																	
<b>Totals</b>		34/45	76	7/7	4/4	11/19	3/4	6/8	3/3	16	15	2	8	3	5	0	0	

No.	Name	Total Shots		6m Shots		Wing Shots		9m Shots		7m Shots		Fast Breaks		Breakthroughs	
		S/S	%	S/S	%	S/S	%	S/S	%	S/S	%	S/S	%	S/S	%
1	PISLARU Tereza	2/5	40					1/1	100	0/1	0	0/1	0	1/2	50
12	TOLNAI Talida	0/1	0							0/1	0				
16	DINU Luminita	12/28	43	0/2	0	1/1	100	6/9	67	0/4	0	2/7	29	3/5	60
<b>Totals</b>		14/34	41	0/2	0	1/1	100	7/10	70	0/6	0	2/8	25	4/7	57

Team Shots	Goals	Saves	Missed	Post	Blocked	Total	%
6m Shots	7	0	0	0	0	7	100
Wing Shots	4	0	0	0	0	4	100
9m Shots	11	3	2	1	2	19	58
7m Shots	3	1	0	0	n/a	4	75
Fast Breaks	6	2	0	0	0	8	75
Breakthroughs	3	0	0	0	0	3	100
<b>Totals</b>	34	6	2	1	2	45	76

Number of Attacks: 59, Scoring Efficiency: 58%

**MATCH TEAM STATISTICS**  
 参赛队技术统计 / STATISTIQUES DU MATCH PAR ÉQUIPE

**CHN 20 - 34 ROU**  
 (11 - 17) (9 - 17)

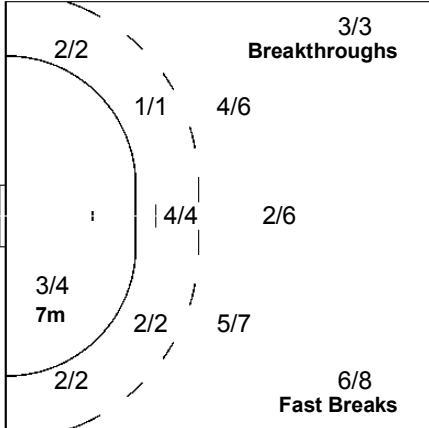
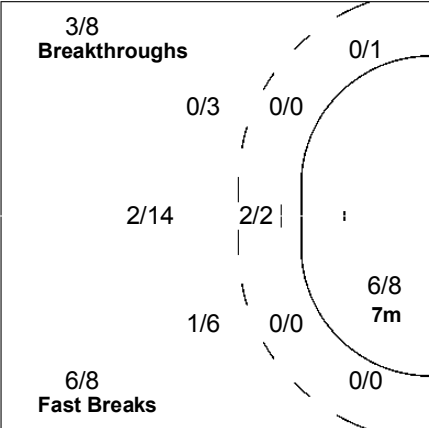
Referees: (29) LIUDOWYK A / (30) VAKULA V (UKR)

**ROU - Romania**

**Shots Distribution**

**Players**  
Goals / Shots

2 MAIER R	4 BIRSAN F	5 AMARIEI C	7 OLTEANU A	8 NEAGU CG	9 BRADEANU A	10 STANCA I
1/1		2/2 1/1	0/1		1/2	1/1 1/1
2/2 5/5		2/2 1/1 3/3	1/1		2/2 1/2	1/1 3/3
		1-Post		2-Blocked 1-Missed		
15 ELISEI N	18 MEIROSU L	19 BESE V	99 LECUSANU N			
0/1		1/1	1/1			
0/1 1/1	2/2	1/1	0/1			
	1-Missed					

Team	Offence	Defence	Goalkeepers									
Goals / Shots			Saves / Shots									
3/4 1/3 5/5			<table border="1"> <tr><td></td><td>2/3</td><td>0/1</td></tr> <tr><td>1/3</td><td></td><td>1/3</td></tr> <tr><td>3/11</td><td>6/7</td><td>1/6</td></tr> </table>		2/3	0/1	1/3		1/3	3/11	6/7	1/6
	2/3	0/1										
1/3		1/3										
3/11	6/7	1/6										
9/10 1/1 15/17			1 PISLARU T									
2-Missed 1-Post 2-Blocked			<table border="1"> <tr><td></td><td></td><td></td></tr> <tr><td>0/1</td><td>2/2</td><td>0/2</td></tr> </table>				0/1	2/2	0/2			
0/1	2/2	0/2										
			12 TOLNAI T									
			<table border="1"> <tr><td></td><td></td><td></td></tr> <tr><td>0/1</td><td></td><td></td></tr> </table>				0/1					
0/1												
			16 DINU L									
			<table border="1"> <tr><td></td><td>2/3</td><td>0/1</td></tr> <tr><td>1/2</td><td></td><td>1/3</td></tr> <tr><td>3/10</td><td>4/5</td><td>1/4</td></tr> </table>		2/3	0/1	1/2		1/3	3/10	4/5	1/4
	2/3	0/1										
1/2		1/3										
3/10	4/5	1/4										

**Legend:**

% Efficiency	<b>2Min</b> 2 Minute Suspensions	<b>6m</b> 6-metre Shots	<b>7m</b> 7-metre Shots	<b>9m</b> 9-metre Shots
<b>AS</b> Assists	<b>BS</b> Blocked Shots	<b>BT</b> Breakthroughs	<b>EX</b> Exclusions	<b>FB</b> Fast Breaks
<b>G/S</b> Goals/Shots	<b>n/a</b> not applicable	<b>RC</b> Red Cards	<b>S/S</b> Saves/Shots	<b>ST</b> Steals
<b>TF</b> Technical Faults	<b>TP</b> Time Played	<b>Wing</b> Wing Shots	<b>YC</b> Yellow Cards	



## RESULTS

比赛成绩 / RÉSULTATS

### ROU 34 - 26 FRA

(17 - 13) (17 - 13)

Referees: (13) LEMME F / (14) ULLRICH B (GER)

#### RUNNING SCORE

##### ROU - FRA

#### ROU - Romania

Players		Shots								Penalties			
No.	Name	G/S	%	6m	Wing	9m	7m	FB	BT	YC	2Min	RC	EX
1	PISLARU Tereza												
2	MAIER Ramona	11/15	73		6/8		0/1	5/6					
4	BIRSAN Florina	1/1	100	1/1									
5	AMARIEI Carmen	1/2	50			1/2							
7	OLTEANU Adriana	1/1	100					1/1					
8	NEAGU Cristina Georgiana	5/10	50	1/1		2/6		2/3		1			
9	BRADEANU Aurelia	1/4	25			1/3		0/1					
10	STANCA Ionela	4/7	57	1/3				3/3	0/1				
12	TOLNAI Talida												
15	ELISEI Neli	4/7	57		0/1	0/1	3/4	1/1					
16	DINU Luminita										1		
18	MEIROSU Laura	4/8	50	1/2		1/4			2/2	1	2		
19	BESE Valeria	2/4	50			0/1			2/3				
99	LECUSANU Narcisa	0/1	0				0/1						
	Bench/Team									1			
	Totals	34/60	57	4/7	6/9	5/17	3/6	12/15	4/6	3	3	0	0

Goalkeepers		Saves							
No.	Name	S/S	%	6m	Wing	9m	7m	FB	BT
1	PISLARU Tereza	6/17	35	2/8	2/2	2/2	0/1	0/3	0/1
12	TOLNAI Talida	0/1	0				0/1		
16	DINU Luminita	10/24	42	0/3	2/5	7/10	1/2	0/3	0/1
	Totals	16/42	38	2/11	4/7	9/12	1/4	0/6	0/2

#### FRA - France

Players		Shots								Penalties			
No.	Name	G/S	%	6m	Wing	9m	7m	FB	BT	YC	2Min	RC	EX
4	KAMTO NJITAM Nina	2/2	100	2/2									
5	AYGLON Camille												
8	PECQUEUX-ROLLAND Veronique	3/4	75	2/3				1/1		1	1		
9	BAUDOUIIN Paule	2/6	33		0/3	0/1	2/2				2		
10	HERBRECHT Sophie	4/13	31	1/2		1/8	1/2	1/1					
11	CANO Stephanie												
12	LEYNAUD Amandine												
13	WENDLING Isabelle									1			
16	NICOLAS Valerie												
19	VANPARYS-TORRES Christine	1/3	33			0/1		1/1	0/1		1		
20	TERVEL Raphaelle	6/6	100		3/3			2/2	1/1				
21	TOUNKARA Maakan	3/4	75	3/3	0/1								
23	LACRABERE Alexandra	2/7	29			1/6		1/1					
24	SIGNATE Mariama	3/5	60	1/1		1/3			1/1	1			
	Bench/Team												
	Totals	26/50	52	9/11	3/7	3/19	3/4	6/6	2/3	3	4	0	0

Goalkeepers		Saves							
No.	Name	S/S	%	6m	Wing	9m	7m	FB	BT
12	LEYNAUD Amandine	10/27	37	0/2	1/3	5/9	1/3	2/7	1/3
16	NICOLAS Valerie	5/22	23	2/4	0/4	0/1	2/3	1/8	0/2
	Totals	15/49	31	2/6	1/7	5/10	3/6	3/15	1/5

1st Half	
	0 (3') 1 TERVEL R
AMARIEI C	1 (4') 1
	1 (6') 2 KAMTO NJITAM N
ELISEI N	2 (7') 2
	2 (7') 3 LACRABERE A
MAIER R	3 (9') 3
MEIROSU L	4 (10') 3
MAIER R	5 (11') 3
	5 (11') 4 TERVEL R
MAIER R	6 (13') 4
NEAGU CG	7 (14') 4
NEAGU CG	8 (14') 4
	8 (15') 5 SIGNATE M
	8 (16') 6 PECQUEUX-ROLLAND V
	8 (16') 7 BAUDOUIIN P
MAIER R	9 (17') 7
	9 (18') 8 SIGNATE M
ELISEI N	10 (19') 8
STANCA I	11 (21') 8
	11 (21') 9 TOUNKARA M
MAIER R	12 (22') 9
	12 (22') 10 TERVEL R
STANCA I	13 (23') 10
NEAGU CG	14 (25') 10
MEIROSU L	15 (26') 10
MAIER R	16 (26') 10
	16 (28') 11 BAUDOUIIN P
MAIER R	17 (29') 11
	17 (29') 12 TERVEL R
	17 (30') 13 HERBRECHT S

2nd Half	
	17 (35') 14 KAMTO NJITAM N
BRADEANU A	18 (35') 14
MAIER R	19 (36') 14
ELISEI N	20 (36') 14
	20 (38') 15 TERVEL R
STANCA I	21 (38') 15
STANCA I	22 (41') 15
ELISEI N	23 (42') 15
	23 (43') 16 SIGNATE M
MAIER R	24 (43') 16
	24 (44') 17 HERBRECHT S
BESE V	25 (45') 17
MAIER R	26 (45') 17
	26 (47') 18 TERVEL R
	26 (48') 19 VANPARYS-TORRES C
	26 (49') 20 TOUNKARA M
	26 (50') 21 TOUNKARA M
BESE V	27 (51') 21
	27 (52') 22 PECQUEUX-ROLLAND V
NEAGU CG	28 (53') 22
NEAGU CG	29 (54') 22
	29 (55') 23 HERBRECHT S
MAIER R	30 (56') 23
	30 (56') 24 LACRABERE A
BIRSAN F	31 (57') 24
MEIROSU L	32 (59') 24
	32 (60') 25 HERBRECHT S
MEIROSU L	33 (60') 25
	33 (60') 26 PECQUEUX-ROLLAND V
OLTEANU A	34 (60') 26

<b>Legend:</b>	<b>%</b> Efficiency	<b>2Min</b> 2 Minute Suspensions	<b>6m</b> 6-metre Shots	<b>7m</b> 7-metre Shots	<b>9m</b> 9-metre Shots
	<b>BT</b> Breakthroughs	<b>EX</b> Exclusions	<b>FB</b> Fast Breaks	<b>G/S</b> Goals/Shots	<b>RC</b> Red Cards
	<b>S/S</b> Saves/Shots	<b>Wing</b> Wing Shots	<b>YC</b> Yellow Cards		



## MATCH TEAM STATISTICS

参赛队技术统计 / STATISTIQUES DU MATCH PAR ÉQUIPE

### ROU 34 - 26 FRA

(17 - 13) (17 - 13)

Referees: (13) LEMME F / (14) ULLRICH B (GER)

### ROU - Romania

No.	Name	Shots								Offence		Defence		Penalties			TP	
		G/S	%	6m	Wing	9m	7m	FB	BT	AS	TF	ST	BS	YC	2Min	RC		EX
1	PISLARU Tereza									2								22:58
2	MAIER Ramona	11/15	73		6/8		0/1	5/6		2	1	1						56:45
4	BIRSAN Florina	1/1	100	1/1														5:06
5	AMARIEI Carmen	1/2	50			1/2				3	1							20:55
7	OLTEANU Adriana	1/1	100					1/1										5:41
8	NEAGU Cristina Georgiana	5/10	50	1/1		2/6		2/3		6	1			1				48:20
9	BRADEANU Aurelia	1/4	25			1/3		0/1			1	2	1					32:45
10	STANCA Ionela	4/7	57	1/3				3/3	0/1	2	1							45:48
12	TOLNAI Talida																	0:07
15	ELISEI Neli	4/7	57		0/1	0/1	3/4	1/1			3	1						57:00
16	DINU Luminita									1	1					1		39:11
18	MEIROSU Laura	4/8	50	1/2		1/4			2/2					1	2			26:40
19	BESE Valeria	2/4	50			0/1			2/3		1	1						47:43
99	LECUSANU Narcisa	0/1	0				0/1			1		1						11:01
	Bench/Team													1				
<b>Totals</b>		34/60	57	4/7	6/9	5/17	3/6	12/15	4/6	17	10	6	1	3	3	0	0	

No.	Name	Total Shots		6m Shots		Wing Shots		9m Shots		7m Shots		Fast Breaks		Breakthroughs	
		S/S	%	S/S	%	S/S	%	S/S	%	S/S	%	S/S	%	S/S	%
1	PISLARU Tereza	6/17	35	2/8	25	2/2	100	2/2	100	0/1	0	0/3	0	0/1	0
12	TOLNAI Talida	0/1	0							0/1	0				
16	DINU Luminita	10/24	42	0/3	0	2/5	40	7/10	70	1/2	50	0/3	0	0/1	0
<b>Totals</b>		16/42	38	2/11	18	4/7	57	9/12	75	1/4	25	0/6	0	0/2	0

Team Shots	Goals	Saves	Missed	Post	Blocked	Total	%
6m Shots	4	2	1	0	0	7	57
Wing Shots	6	1	1	1	0	9	67
9m Shots	5	5	4	0	3	17	29
7m Shots	3	3	0	0	n/a	6	50
Fast Breaks	12	3	0	0	0	15	80
Breakthroughs	4	1	0	1	0	6	67
<b>Totals</b>	34	15	6	2	3	60	57

Number of Attacks: 68, Scoring Efficiency: 50%



**OSC GYMNASIUM**  
 奥体中心体育馆  
 GYMNASE DU CSO

WED 星期三 MER  
 13 AUG 2008  
 10:45

**HANDBALL**  
 手球 / HANDBALL

**WOMEN**  
 女子项目 / FEMMES

**PRELIMINARY GROUP A - MATCH 14**  
 预赛A组 - 第14场 / PRÉLIMINAIRE GROUPE A - MATCH 14



**MATCH TEAM STATISTICS**

参赛队技术统计 / STATISTIQUES DU MATCH PAR ÉQUIPE

**ROU 34 - 26 FRA**  
 (17 - 13) (17 - 13)

Referees: (13) LEMME F / (14) ULLRICH B (GER)

**ROU - Romania**

**Shots Distribution**

**Players**  
Goals / Shots

2 MAIER R			4 BIRSAN F			5 AMARIEI C			7 OLTEANU A			8 NEAGU CG			9 BRADEANU A			10 STANCA I		
		2/3				0/1		1/1				0/1	0/2	1/1						1/1
0/1		2/2															1/1	0/1		1/1
2/2	1/1	4/4	1/1						1/1				0/1	4/4		0/1		2/2		
1-Missed 1-Post												1-Blocked 1-Missed			1-Blocked 1-Missed 1-Post					

15 ELISEI N			18 MEIROSU L			19 BESE V			99 LECUSANU N		
2/2	0/1		1/1		2/4						
		0/1			1/1						
2/2							1/1	1/2			0/1
1-Blocked 2-Missed						1-Missed					

Team	Offence	Defence	Goalkeepers																																										
Goals / Shots			Saves / Shots																																										
<table border="1"> <tr><td>3/5</td><td>0/3</td><td>7/10</td></tr> <tr><td>0/2</td><td></td><td>5/6</td></tr> <tr><td>8/8</td><td>2/4</td><td>9/11</td></tr> </table> <p>6-Missed 2-Post 3-Blocked</p>	3/5	0/3	7/10	0/2		5/6	8/8	2/4	9/11	<p>6/7 Breakthroughs        4/6 Breakthroughs        2/3 Breakthroughs        12/15 Fast Breaks        6/6 Fast Breaks</p>	<p>3/6 Breakthroughs        2/3 Breakthroughs        6/6 Fast Breaks</p>	<table border="1"> <tr><td>0/3</td><td>2/3</td><td>1/5</td></tr> <tr><td>2/2</td><td>2/2</td><td>2/2</td></tr> <tr><td>2/12</td><td>1/1</td><td>4/12</td></tr> </table> <p>1 PISLARU T</p> <table border="1"> <tr><td>0/3</td><td>1/1</td><td></td></tr> <tr><td></td><td>1/1</td><td>1/1</td></tr> <tr><td>0/5</td><td></td><td>3/6</td></tr> </table> <p>12 TOLNAI T</p> <table border="1"> <tr><td></td><td></td><td></td></tr> <tr><td>0/1</td><td></td><td></td></tr> </table> <p>16 DINU L</p> <table border="1"> <tr><td></td><td>1/2</td><td>1/5</td></tr> <tr><td>2/2</td><td>1/1</td><td>1/1</td></tr> <tr><td>2/6</td><td>1/1</td><td>1/6</td></tr> </table>	0/3	2/3	1/5	2/2	2/2	2/2	2/12	1/1	4/12	0/3	1/1			1/1	1/1	0/5		3/6				0/1				1/2	1/5	2/2	1/1	1/1	2/6	1/1	1/6
3/5	0/3	7/10																																											
0/2		5/6																																											
8/8	2/4	9/11																																											
0/3	2/3	1/5																																											
2/2	2/2	2/2																																											
2/12	1/1	4/12																																											
0/3	1/1																																												
	1/1	1/1																																											
0/5		3/6																																											
0/1																																													
	1/2	1/5																																											
2/2	1/1	1/1																																											
2/6	1/1	1/6																																											





**MATCH TEAM STATISTICS**  
参赛队技术统计 / STATISTIQUES DU MATCH PAR ÉQUIPE

**ROU 34 - 26 FRA**  
(17 - 13) (17 - 13)

Referees: (13) LEMME F / (14) ULLRICH B (GER)

**FRA - France**

No.	Name	Shots								Offence		Defence		Penalties			TP	
		G/S	%	6m	Wing	9m	7m	FB	BT	AS	TF	ST	BS	YC	2Min	RC		EX
4	KAMTO NJITAM Nina	2/2	100	2/2						1	2							32:33
5	AYGLON Camille																	
8	PECQUEUX-ROLLAND Veronique	3/4	75	2/3				1/1		2	3			1	1			32:14
9	BAUDOUIN Paule	2/6	33		0/3	0/1	2/2			3					2			29:43
10	HERBRECHT Sophie	4/13	31	1/2		1/8	1/2	1/1		5	4							41:03
11	CANO Stephanie										2							24:29
12	LEYNAUD Amandine																	30:00
13	WENDLING Isabelle										2		1	1				18:28
16	NICOLAS Valerie											1						30:00
19	VANPARYS-TORRES Christine	1/3	33			0/1		1/1	0/1	1					1			24:44
20	TERVEL Raphaelle	6/6	100		3/3			2/2	1/1	2	1	1						46:20
21	TOUNKARA Maakan	3/4	75	3/3	0/1					1	1							33:09
23	LACRABERE Alexandra	2/7	29			1/6		1/1		3	1		1					38:59
24	SIGNATE Mariama	3/5	60	1/1		1/3			1/1	1	4	3	2	1				38:18
	Bench/Team																	
<b>Totals</b>		26/50	52	9/11	3/7	3/19	3/4	6/6	2/3	19	20	5	4	3	4	0	0	

No.	Name	Total Shots		6m Shots		Wing Shots		9m Shots		7m Shots		Fast Breaks		Breakthroughs	
		S/S	%	S/S	%	S/S	%	S/S	%	S/S	%	S/S	%	S/S	%
12	LEYNAUD Amandine	10/27	37	0/2	0	1/3	33	5/9	56	1/3	33	2/7	29	1/3	33
16	NICOLAS Valerie	5/22	23	2/4	50	0/4	0	0/1	0	2/3	67	1/8	13	0/2	0
<b>Totals</b>		15/49	31	2/6	33	1/7	14	5/10	50	3/6	50	3/15	20	1/5	20

Team Shots	Goals	Saves	Missed	Post	Blocked	Total	%
6m Shots	9	2	0	0	0	11	82
Wing Shots	3	4	0	0	0	7	43
9m Shots	3	9	4	2	1	19	16
7m Shots	3	1	0	0	n/a	4	75
Fast Breaks	6	0	0	0	0	6	100
Breakthroughs	2	0	0	1	0	3	67
<b>Totals</b>	26	16	4	3	1	50	52

Number of Attacks: 68, Scoring Efficiency: 38%





**RESULTS**  
比赛成绩 / RÉSULTATS  
**CHN 32 - 24 ANG**  
(14 - 12) (18 - 12)

Referees: (27) CANBRO R / (28) CLAESSION M (SWE)

**RUNNING SCORE**  
**CHN - ANG**

**CHN - China**

Players		Shots								Penalties			
No.	Name	G/S	%	6m	Wing	9m	7m	FB	BT	YC	2Min	RC	EX
1	LIU Guini												
2	WEI Qiuxiang	3/5	60		3/3				0/2	1	2		
3	LIU Yun	6/7	86	1/1		0/1	5/5						
7	ZHANG Geng	4/8	50	1/1		1/3			2/4				
9	WANG Min	1/1	100					1/1					
10	WANG Shasha	6/11	55			5/10		1/1					
12	HUANG Hong												
14	LIU Xiaomei	7/10	70	1/1		3/5		1/1	2/3	1			
15	SUN Laimiao									1	3	1	
18	WU Wenjuan												
19	LI Weiwei	2/2	100			1/1	1/1						
21	LI Bing	2/3	67			0/1		1/1	1/1				
22	HUANG Dongjie	1/2	50		0/1			1/1					
23	YAN Meizhu												
	Bench/Team												
	Totals	32/49	65	3/3	3/4	10/21	6/6	5/5	5/10	3	5	1	0

Goalkeepers		Saves							
No.	Name	S/S	%	6m	Wing	9m	7m	FB	BT
1	LIU Guini	1/8	13	1/1	0/2	0/1	0/1	0/1	0/2
12	HUANG Hong	4/20	20	1/3	1/3	2/5	0/1	0/2	0/6
	Totals	5/29	17	2/4	1/5	2/6	0/2	0/4	0/8

**ANG - Angola**

Players		Shots								Penalties			
No.	Name	G/S	%	6m	Wing	9m	7m	FB	BT	YC	2Min	RC	EX
1	TAVARES Maria Odete Sanches	1/2	50					1/2					
2	EDUARDO Maria Teresa Neto Joaquim	1/2	50	0/1				1/1		1			
3	BENGUE Ilda Maria	4/7	57	1/3	1/1	0/1	2/2						
4	CARLOS Azenaide Danila Jose	0/1	0		0/1								
5	TRINDADE Filomena Jose	1/2	50		1/2								
6	CALANDULA Bombo Madalena									1			
8	De ALMEIDA Nair Filipe Pires	8/11	73	1/1	0/1	3/5		2/2	2/2				
9	DOMBAXI Wuta Waco Bige	1/2	50					0/1	1/1		1		
10	FERNANDES Isabel Sambovo	0/2	0		0/1	0/1					1		
12	PEDRO Maria Rosa da Costa												
13	KIALA Luisa	4/10	40	0/1		1/4		0/1	3/4				
14	BERNARDO Natalia Maria	4/4	100		2/2				2/2	1			
15	CAILO Elisabeth Jurema Faro												
17	VIEGAS Elizabeth Amelia Basilio	0/1	0		0/1								
	Bench/Team									1			
	Totals	24/44	55	2/6	4/9	4/11	2/2	4/7	8/9	4	2	0	0

Goalkeepers		Saves							
No.	Name	S/S	%	6m	Wing	9m	7m	FB	BT
1	TAVARES Maria Odete Sanches	8/34	24	0/3	0/2	4/11	0/5	0/4	4/9
12	PEDRO Maria Rosa da Costa	2/8	25		0/1	1/4	0/1	0/1	1/1
	Totals	10/42	24	0/3	0/3	5/15	0/6	0/5	5/10

1st Half	
0 (2') 1	KIALA L
1 (2') 1	
1 (5') 2	De ALMEIDA N
2 (5') 2	
2 (7') 3	De ALMEIDA N
2 (9') 4	KIALA L
3 (9') 4	
4 (10') 4	
4 (12') 5	BENGUE IM
5 (14') 5	
6 (16') 5	
7 (17') 5	
8 (17') 5	
8 (18') 6	De ALMEIDA N
9 (19') 6	
9 (22') 7	KIALA L
10 (24') 7	
10 (24') 8	BENGUE IM
11 (24') 8	
11 (25') 9	KIALA L
12 (26') 9	
12 (27') 10	De ALMEIDA N
12 (27') 11	TAVARES MOS
13 (28') 11	
13 (29') 12	De ALMEIDA N
14 (30') 12	

2nd Half	
15 (31') 12	
15 (31') 13	BENGUE IM
16 (32') 13	
16 (32') 14	De ALMEIDA N
17 (33') 14	
18 (35') 14	
19 (37') 14	
19 (37') 15	DOMBAXI WWB
20 (38') 15	
20 (39') 16	EDUARDO M
21 (40') 16	
21 (41') 17	TRINDADE FJ
22 (41') 17	
23 (43') 17	
24 (47') 17	
24 (47') 18	De ALMEIDA N
25 (47') 18	
26 (48') 18	
26 (49') 19	BERNARDO NM
27 (50') 19	
27 (52') 20	De ALMEIDA N
28 (52') 20	
29 (53') 20	
29 (55') 21	BENGUE IM
30 (56') 21	
30 (56') 22	BERNARDO NM
31 (56') 22	
31 (57') 23	BERNARDO NM
32 (60') 23	
32 (60') 24	BERNARDO NM

<b>Legend:</b>	<b>2Min</b> 2 Minute Suspensions	<b>6m</b> 6-metre Shots	<b>7m</b> 7-metre Shots	<b>9m</b> 9-metre Shots
<b>%</b> Efficiency	<b>EX</b> Exclusions	<b>FB</b> Fast Breaks	<b>G/S</b> Goals/Shots	<b>RC</b> Red Cards
<b>BT</b> Breakthroughs	<b>Wing</b> Wing Shots	<b>YC</b> Yellow Cards		
<b>S/S</b> Saves/Shots				



## MATCH TEAM STATISTICS

参赛队技术统计 / STATISTIQUES DU MATCH PAR ÉQUIPE

### CHN 32 - 24 ANG

(14 - 12) (18 - 12)

Referees: (27) CANBRO R / (28) CLAEISSON M (SWE)

#### CHN - China

Players		Shots								Offence		Defence		Penalties			TP	
No.	Name	G/S	%	6m	Wing	9m	7m	FB	BT	AS	TF	ST	BS	YC	2Min	RC	EX	
1	LIU Guini										1							16:42
2	WEI Qiuxiang	3/5	60		3/3						0/2			1	2			60:00
3	LIU Yun	6/7	86	1/1		0/1	5/5			1	2							28:29
7	ZHANG Geng	4/8	50	1/1		1/3			2/4	2	2	1						18:37
9	WANG Min	1/1	100					1/1				1						10:32
10	WANG Shasha	6/11	55			5/10		1/1		1	5	2						59:36
12	HUANG Hong																	41:49
14	LIU Xiaomei	7/10	70	1/1		3/5		1/1	2/3	5	8	3		1				52:55
15	SUN Laimiao													1	3	1		24:52
18	WU Wenjuan																	
19	LI Weiwei	2/2	100			1/1	1/1											8:18
21	LI Bing	2/3	67			0/1		1/1	1/1	2	1	1	2					38:10
22	HUANG Dongjie	1/2	50		0/1			1/1		2	1	2						60:00
23	YAN Meizhu																	
	Bench/Team																	
<b>Totals</b>		32/49	65	3/3	3/4	10/21	6/6	5/5	5/10	13	20	13	2	3	5	1	0	

Goalkeepers		Total Shots		6m Shots		Wing Shots		9m Shots		7m Shots		Fast Breaks		Breakthroughs	
No.	Name	S/S	%	S/S	%	S/S	%	S/S	%	S/S	%	S/S	%	S/S	%
1	LIU Guini	1/8	13	1/1	100	0/2	0	0/1	0	0/1	0	0/1	0	0/2	0
12	HUANG Hong	4/20	20	1/3	33	1/3	33	2/5	40	0/1	0	0/2	0	0/6	0
<b>Totals</b>		5/29	17	2/4	50	1/5	20	2/6	33	0/2	0	0/4	0	0/8	0

Team Shots	Goals	Saves	Missed	Post	Blocked	Total	%
6m Shots	3	0	0	0	0	3	100
Wing Shots	3	0	0	1	0	4	75
9m Shots	10	5	2	2	2	21	48
7m Shots	6	0	0	0	n/a	6	100
Fast Breaks	5	0	0	0	0	5	100
Breakthroughs	5	5	0	0	0	10	50
<b>Totals</b>	32	10	2	3	2	49	65

Number of Attacks: 67, Scoring Efficiency: 48%



**OSC GYMNASIUM**  
 奥体中心体育馆  
 GYMNASE DU CSO

WED 星期三 MER  
 13 AUG 2008  
 15:45

**HANDBALL**  
 手球 / HANDBALL

**WOMEN**  
 女子项目 / FEMMES

**PRELIMINARY GROUP A - MATCH 16**  
 预赛A组 - 第16场 / PRÉLIMINAIRE GROUPE A - MATCH 16



**MATCH TEAM STATISTICS**

参赛队技术统计 / STATISTIQUES DU MATCH PAR ÉQUIPE

**CHN 32 - 24 ANG**  
 (14 - 12) (18 - 12)

Referees: (27) CANBRO R / (28) CLAESSION M (SWE)

**CHN - China**

**Shots Distribution**

**Players**  
Goals / Shots

2 WEI Q			3 LIU Y			7 ZHANG G			9 WANG M			10 WANG S			14 LIU X			15 SUN L		
	1/1				1/1	1/1		1/1				2/2			1/1		2/3			
					0/1		0/1								1/1					
	1/2	1/2	1/1	2/2	2/2	0/1	2/2		1/1			1/2		3/3	0/1	2/2	1/2			
						1-Missed	1-Blocked					1-Missed	2-Post	1-Blocked						
18 WU W			19 LI W			21 LI B			22 HUANG D			23 YAN M								
										1/1										
						2/2														
					2/2	0/1														
									1-Post											

Team	Offence	Defence	Goalkeepers																																				
Goals / Shots			Saves / Shots																																				
<table border="1"> <tr><td>4/4</td><td>2/2</td><td>4/5</td></tr> <tr><td>3/3</td><td>0/1</td><td>0/1</td></tr> <tr><td>3/7</td><td>7/8</td><td>9/11</td></tr> </table> <p>2-Missed 3-Post 2-Blocked</p>	4/4	2/2	4/5	3/3	0/1	0/1	3/7	7/8	9/11			<table border="1"> <tr><td>0/1</td><td></td><td>1/6</td></tr> <tr><td>1/2</td><td></td><td>0/2</td></tr> <tr><td>1/8</td><td>2/6</td><td>0/4</td></tr> </table> <p>1 LIU G</p> <table border="1"> <tr><td>0/1</td><td></td><td>0/1</td></tr> <tr><td>0/1</td><td></td><td>0/1</td></tr> <tr><td>0/1</td><td>1/3</td><td></td></tr> </table> <p>12 HUANG H</p> <table border="1"> <tr><td></td><td></td><td>1/5</td></tr> <tr><td>1/1</td><td></td><td>0/1</td></tr> <tr><td>1/7</td><td>1/2</td><td>0/4</td></tr> </table>	0/1		1/6	1/2		0/2	1/8	2/6	0/4	0/1		0/1	0/1		0/1	0/1	1/3				1/5	1/1		0/1	1/7	1/2	0/4
4/4	2/2	4/5																																					
3/3	0/1	0/1																																					
3/7	7/8	9/11																																					
0/1		1/6																																					
1/2		0/2																																					
1/8	2/6	0/4																																					
0/1		0/1																																					
0/1		0/1																																					
0/1	1/3																																						
		1/5																																					
1/1		0/1																																					
1/7	1/2	0/4																																					



## MATCH TEAM STATISTICS

参赛队技术统计 / STATISTIQUES DU MATCH PAR ÉQUIPE

### CHN 32 - 24 ANG

(14 - 12) (18 - 12)

Referees: (27) CANBRO R / (28) CLAESSION M (SWE)

#### ANG - Angola

No.	Name	Shots								Offence		Defence		Penalties			TP
		G/S	%	6m	Wing	9m	7m	FB	BT	AS	TF	ST	BS	YC	2Min	RC	
1	TAVARES Maria Odete Sanches	1/2	50					1/2			1	1					46:07
2	EDUARDO Maria Teresa Neto Joaquim	1/2	50	0/1				1/1			5			1			56:00
3	BENGUE Ilda Maria	4/7	57	1/3	1/1	0/1	2/2				2	2					35:10
4	CARLOS Azenaide Danila Jose	0/1	0		0/1												11:22
5	TRINDADE Filomena Jose	1/2	50		1/2						4	1					43:47
6	CALANDULA Bombo Madalena											1		1			26:31
8	De ALMEIDA Nair Filipe Pires	8/11	73	1/1	0/1	3/5		2/2	2/2	4	8						46:23
9	DOMBAXI Wuta Waco Bige	1/2	50					0/1	1/1		1	1			1		23:37
10	FERNANDES Isabel Sambovo	0/2	0		0/1	0/1					2				1		10:43
12	PEDRO Maria Rosa da Costa																13:53
13	KIALA Luisa	4/10	40	0/1		1/4		0/1	3/4	1	6						29:20
14	BERNARDO Natalia Maria	4/4	100		2/2				2/2	1	2	2		1			34:27
15	CAILO Elisabeth Jurema Faro										1						18:56
17	VIEGAS Elizabeth Amelia Basilio	0/1	0		0/1												23:44
	Bench/Team													1			
<b>Totals</b>		24/44	55	2/6	4/9	4/11	2/2	4/7	8/9	6	32	6	2	4	2	0	0

No.	Name	Total Shots		6m Shots		Wing Shots		9m Shots		7m Shots		Fast Breaks		Breakthroughs	
		S/S	%	S/S	%	S/S	%	S/S	%	S/S	%	S/S	%	S/S	%
1	TAVARES Maria Odete Sanches	8/34	24	0/3	0	0/2	0	4/11	36	0/5	0	0/4	0	4/9	44
12	PEDRO Maria Rosa da Costa	2/8	25			0/1	0	1/4	25	0/1	0	0/1	0	1/1	100
<b>Totals</b>		10/42	24	0/3	0	0/3	0	5/15	33	0/6	0	0/5	0	5/10	50

Team Shots	Goals	Saves	Missed	Post	Blocked	Total	%
6m Shots	2	2	1	1	0	6	33
Wing Shots	4	1	2	2	0	9	44
9m Shots	4	2	1	2	2	11	36
7m Shots	2	0	0	0	n/a	2	100
Fast Breaks	4	0	1	1	1	7	57
Breakthroughs	8	0	0	1	0	9	89
<b>Totals</b>	24	5	5	7	3	44	55

Number of Attacks: 68, Scoring Efficiency: 35%



**MATCH TEAM STATISTICS**  
 参赛队技术统计 / STATISTIQUES DU MATCH PAR ÉQUIPE

**CHN 32 - 24 ANG**  
 (14 - 12) (18 - 12)

Referees: (27) CANBRO R / (28) CLAESSION M (SWE)

**ANG - Angola**

**Shots Distribution**

Players			Goals / Shots			
2 EDUARDO M	3 BENGUE IM	4 CARLOS ADJ	5 TRINDADE FJ	6 CALANDULA BM	8 De ALMEIDA N	9 DOMBAXI WWB
1/1	1/1 1/3 1/1		0/1 1/1		1/1 2/2	1/1
1-Post	1-Post	1-Post			1-Missed 1-Blocked	1-Post
10 FERNANDES IS	13 KIALA L	14 BERNARDO NM	15 CAILO EJF	17 VIEGAS EAB		
	1/2 2/2	1/1 1/1				
1-Missed	1-Blocked 2-Missed 2-Post 1-Blocked			1-Post		

Team	Offence	Defence	Goalkeepers									
Goals / Shots			Saves / Shots									
1/1 1/2 7/8 5-Missed 7-Post 3-Blocked			<table border="1"> <tr><td>0/4</td><td>0/2</td><td>1/5</td></tr> <tr><td>0/3</td><td>1/1</td><td>1/1</td></tr> <tr><td>4/7</td><td>1/8</td><td>2/11</td></tr> </table>	0/4	0/2	1/5	0/3	1/1	1/1	4/7	1/8	2/11
0/4	0/2	1/5										
0/3	1/1	1/1										
4/7	1/8	2/11										
			1 TAVARES MOS <table border="1"> <tr><td>0/4</td><td>0/1</td><td>1/4</td></tr> <tr><td>0/3</td><td>1/1</td><td>1/1</td></tr> <tr><td>3/5</td><td>0/5</td><td>2/10</td></tr> </table>	0/4	0/1	1/4	0/3	1/1	1/1	3/5	0/5	2/10
0/4	0/1	1/4										
0/3	1/1	1/1										
3/5	0/5	2/10										
			12 PEDRO MRDC <table border="1"> <tr><td></td><td>0/1</td><td>0/1</td></tr> <tr><td>1/2</td><td>1/3</td><td>0/1</td></tr> </table>		0/1	0/1	1/2	1/3	0/1			
	0/1	0/1										
1/2	1/3	0/1										

<b>Legend:</b>	<b>%</b> Efficiency	<b>2Min</b> 2 Minute Suspensions	<b>6m</b> 6-metre Shots	<b>7m</b> 7-metre Shots	<b>9m</b> 9-metre Shots
<b>AS</b> Assists	<b>BS</b> Blocked Shots	<b>n/a</b> not applicable	<b>BT</b> Breakthroughs	<b>EX</b> Exclusions	<b>FB</b> Fast Breaks
<b>G/S</b> Goals/Shots	<b>TF</b> Technical Faults	<b>RC</b> Red Cards	<b>Wing</b> Wing Shots	<b>S/S</b> Saves/Shots	<b>ST</b> Steals
		<b>TP</b> Time Played		<b>YC</b> Yellow Cards	



## RESULTS

比赛成绩 / RÉSULTATS

### NOR 35 - 19 KAZ

(14 - 10) (21 - 9)

Referees: (1) AIRES MENEZES J / (2) APARECIDO PINTO R (BRA)

#### RUNNING SCORE

##### NOR - KAZ

#### NOR - Norway

Players		Shots								Penalties			
No.	Name	G/S	%	6m	Wing	9m	7m	FB	BT	YC	2Min	RC	EX
1	GRIMSBOE Kari Aalvik												
3	NYBERG Katja	5/9	56	0/1		1/2	2/3	2/3					
4	AAMODT Ragnhild	1/2	50		1/2								
5	SNORROEGGEN Goeril	3/5	60					0/1	3/4				
6	LYBEKK Else Marthe Soerlie	5/6	83	2/2				3/4		1	1		
7	NOESTVOLD Tonje	4/4	100		1/1	2/2		1/1					
8	BREIVANG Karoline Dyhre	2/2	100	1/1	1/1						1		
9	LUNDE Kristine	2/5	40			2/4		0/1		1			
10	HAMMERSENG Gro	2/3	67				1/1	1/2			1		
11	JOHANSEN Kari Mette	4/6	67	0/1	1/1			2/3	1/1				
13	FRAFJORD Marit Malm	1/1	100					1/1					
14	LARSEN Tonje	3/5	60	1/1		2/2		0/1	0/1				
16	HARALDSEN Katrine Lunde												
18	RIEGELHUTH Linn-Kristin	3/4	75	1/1		1/2		1/1		1			
Bench/Team													
Totals		35/52	67	5/7	4/5	8/12	3/4	11/18	4/6	3	3	0	0

Goalkeepers		Saves							
No.	Name	S/S	%	6m	Wing	9m	7m	FB	BT
1	GRIMSBOE Kari Aalvik	2/6	33		1/1	0/2	1/3		
16	HARALDSEN Katrine Lunde	11/26	42	0/3	2/3	8/12	1/3	0/5	
Totals		13/32	41	0/3	3/4	8/14	2/6	0/5	0/0

#### KAZ - Kazakhstan

Players		Shots								Penalties			
No.	Name	G/S	%	6m	Wing	9m	7m	FB	BT	YC	2Min	RC	EX
2	NIKANDROVA Xeniya	3/7	43			3/7					2		
4	BORECHKO Irina									1	2		
5	PIKALOVA Marina												
7	ISKAKOVA Gulzira	0/2	0		0/2								
10	PORTOVA Yelena	5/6	83				4/5	1/1					
12	TRAVNIKOVA Olga												
15	ILYUKHINA Yelena	0/3	0			0/3				1	1		
16	PARFENOVA Tatiana												
17	KUBRINA Natalya	1/2	50		0/1			1/1					
19	YAKOVLEVA Natalya	1/5	20			0/4		1/1					
20	VASSILYEVA Yana	6/7	86	3/4	1/1			2/2		1			
21	AJIDERSKAYA Olga	2/9	22			2/8	0/1						
22	MARKOVICH Yuliya	0/2	0		0/2								
24	TYAPKOVA Yekaterina	1/3	33			1/3							
Bench/Team													
Totals		19/46	41	3/4	1/6	6/25	4/6	5/5	0/0	3	5	0	0

Goalkeepers		Saves							
No.	Name	S/S	%	6m	Wing	9m	7m	FB	BT
12	TRAVNIKOVA Olga	1/14	7	0/1	1/3	0/2	0/2	0/5	0/1
16	PARFENOVA Tatiana	8/30	27	2/6	0/2	1/7	0/1	4/10	1/4
Totals		9/44	20	2/7	1/5	1/9	0/3	4/15	1/5

1st Half	
NYBERG K	1 (2') 0
	1 (6') 1 KUBRINA N
LARSEN T	2 (6') 1
JOHANSEN KM	3 (8') 1
	3 (8') 2 TYAPKOVA Y
LYBEKK EMS	4 (9') 2
LYBEKK EMS	5 (10') 2
RIEGELHUTH L	6 (11') 2
LARSEN T	7 (13') 2
	7 (13') 3 PORTOVA Y
NOESTVOLD T	8 (15') 3
	8 (18') 4 YAKOVLEVA N
	8 (19') 5 VASSILYEVA Y
SNORROEGGEN G	9 (19') 5
AAMODT R	10 (21') 5
SNORROEGGEN G	11 (23') 5
FRAFJORD MM	12 (24') 5
	12 (25') 6 VASSILYEVA Y
SNORROEGGEN G	13 (25') 6
	13 (26') 7 NIKANDROVA X
	13 (27') 8 PORTOVA Y
NOESTVOLD T	14 (29') 8
	14 (29') 9 NIKANDROVA X
	14 (30') 10 VASSILYEVA Y

2nd Half	
LARSEN T	15 (31') 10
LYBEKK EMS	16 (33') 10
JOHANSEN KM	17 (35') 10
	17 (36') 11 PORTOVA Y
JOHANSEN KM	18 (37') 11
BREIVANG KD	19 (38') 11
NYBERG K	20 (38') 11
	20 (40') 12 VASSILYEVA Y
NYBERG K	21 (40') 12
	21 (41') 13 VASSILYEVA Y
NYBERG K	22 (41') 13
LYBEKK EMS	23 (42') 13
	23 (42') 14 AJIDERSKAYA O
JOHANSEN KM	24 (43') 14
LYBEKK EMS	25 (44') 14
	25 (45') 15 VASSILYEVA Y
BREIVANG KD	26 (45') 15
NYBERG K	27 (46') 15
	27 (47') 16 PORTOVA Y
HAMMERSENG G	28 (50') 16
NOESTVOLD T	29 (51') 16
	29 (52') 17 PORTOVA Y
RIEGELHUTH L	30 (53') 17
RIEGELHUTH L	31 (54') 17
LUNDE K	32 (55') 17
NOESTVOLD T	33 (57') 17
	33 (57') 18 AJIDERSKAYA O
LUNDE K	34 (58') 18
HAMMERSENG G	35 (60') 18
	35 (60') 19 NIKANDROVA X

Legend:									
%	Efficiency	2Min	2 Minute Suspensions	6m	6-metre Shots	7m	7-metre Shots	9m	9-metre Shots
BT	Breakthroughs	EX	Exclusions	FB	Fast Breaks	G/S	Goals/Shots	RC	Red Cards
S/S	Saves/Shots	Wing	Wing Shots	YC	Yellow Cards				





## MATCH TEAM STATISTICS

参赛队技术统计 / STATISTIQUES DU MATCH PAR ÉQUIPE

### NOR 35 - 19 KAZ

(14 - 10) (21 - 9)

Referees: (1) AIRES MENEZES J / (2) APARECIDO PINTO R (BRA)

#### NOR - Norway

No.	Name	Shots								Offence		Defence		Penalties			TP	
		G/S	%	6m	Wing	9m	7m	FB	BT	AS	TF	ST	BS	YC	2Min	RC		EX
1	GRIMSBOE Kari Aalvik																	8:24
3	NYBERG Katja	5/9	56	0/1		1/2	2/3	2/3		7	3	1						35:38
4	AAMODT Ragnhild	1/2	50		1/2							1						31:44
5	SNORROEGGEN Goeril	3/5	60					0/1	3/4	1								22:17
6	LYBEKK Else Marthe Soerlie	5/6	83	2/2				3/4		3	2	1	1	1	1			39:40
7	NOESTVOLD Tonje	4/4	100		1/1	2/2		1/1				3						21:34
8	BREIVANG Karoline Dyhre	2/2	100	1/1	1/1					1					1			26:43
9	LUNDE Kristine	2/5	40			2/4		0/1		3	1			1				32:16
10	HAMMERSENG Gro	2/3	67				1/1	1/2		1	2	1			1			28:42
11	JOHANSEN Kari Mette	4/6	67	0/1	1/1			2/3	1/1	1	2							50:10
13	FRAFJORD Marit Malm	1/1	100					1/1			1	1	1					20:20
14	LARSEN Tonje	3/5	60	1/1		2/2		0/1	0/1	2		3	2					31:52
16	HARALDSEN Katrine Lunde																	50:11
18	RIEGELHUTH Linn-Kristin	3/4	75	1/1		1/2		1/1		1				1				20:29
	Bench/Team																	
<b>Totals</b>		35/52	67	5/7	4/5	8/12	3/4	11/18	4/6	20	14	8	4	3	3	0	0	

No.	Name	Total Shots		6m Shots		Wing Shots		9m Shots		7m Shots		Fast Breaks		Breakthroughs	
		S/S	%	S/S	%	S/S	%	S/S	%	S/S	%	S/S	%	S/S	%
1	GRIMSBOE Kari Aalvik	2/6	33			1/1	100	0/2	0	1/3	33				
16	HARALDSEN Katrine Lunde	11/26	42	0/3	0	2/3	67	8/12	67	1/3	33	0/5	0		
<b>Totals</b>		13/32	41	0/3	0	3/4	75	8/14	57	2/6	33	0/5	0	0/0	0

Team Shots	Goals	Saves	Missed	Post	Blocked	Total	%
6m Shots	5	2	0	0	0	7	71
Wing Shots	4	1	0	0	0	5	80
9m Shots	8	1	1	1	1	12	67
7m Shots	3	0	1	0	n/a	4	75
Fast Breaks	11	4	0	2	1	18	61
Breakthroughs	4	1	0	1	0	6	67
<b>Totals</b>	35	9	2	4	2	52	67

Number of Attacks: 63, Scoring Efficiency: 56%



**OSC GYMNASIUM**  
 奥体中心体育馆  
 GYMNASE DU CSO

WED 星期三 MER  
 13 AUG 2008  
 19:00

**HANDBALL**  
 手球 / HANDBALL

**WOMEN**  
 女子项目 / FEMMES

**PRELIMINARY GROUP A - MATCH 17**  
 预赛A组 - 第17场 / PRÉLIMINAIRE GROUPE A - MATCH 17



**MATCH TEAM STATISTICS**  
 参赛队技术统计 / STATISTIQUES DU MATCH PAR ÉQUIPE

**NOR 35 - 19 KAZ**  
 (14 - 10) (21 - 9)

**Referees:** (1) AIRES MENEZES J / (2) APARECIDO PINTO R (BRA)

**NOR - Norway**

**Shots Distribution**

Players			Goals / Shots			
3 NYBERG K	4 AAMODT R	5 SNORROEGGEN G	6 LYBEKK EMS	7 NOESTVOLD T	8 BREIVANG KD	9 LUNDE K
1/3	1/1	2/2	1/1	0/1	1/1	1/2
1-Missed	1-Blocked					1-Missed
10 HAMMERSENG G	11 JOHANSEN KM	13 FRAFJORD MM	14 LARSEN T	18 RIEGELHUTH L		
0/1	2/2	1/1	2/2	1/1	1/1	
	1-Post		2-Post	1-Post		

Team	Offence	Defence	Goalkeepers
Goals / Shots			Saves / Shots
3/3	4/6 Breakthroughs	0/0 Breakthroughs	0/2
2/4	11/18 Fast Breaks	5/5 Fast Breaks	1/4
4/4			3/4
1/3			0/2
10/14			2/8
2-Missed			1/1
4-Post			0/1
2-Blocked			0/1
			1 GRIMSBOE KA
			1/1
			0/1
			0/2
			16 HARALDSEN KL
			0/2
			1/4
			2/3
			0/1
			2/2
			1/2
			2/7
			1/1
			2/4



## MATCH TEAM STATISTICS

参赛队技术统计 / STATISTIQUES DU MATCH PAR ÉQUIPE

### NOR 35 - 19 KAZ

(14 - 10) (21 - 9)

Referees: (1) AIRES MENEZES J / (2) APARECIDO PINTO R (BRA)

#### KAZ - Kazakhstan

Players		Shots								Offence		Defence		Penalties				TP
No.	Name	G/S	%	6m	Wing	9m	7m	FB	BT	AS	TF	ST	BS	YC	2Min	RC	EX	
2	NIKANDROVA Xeniya	3/7	43			3/7				1								29:24
4	BORECHKO Irina									1	1			1	2			15:53
5	PIKALOVA Marina																	13:17
7	ISKAKOVA Gulzira	0/2	0		0/2						1							19:09
10	PORTOVA Yelena	5/6	83				4/5	1/1			1							38:18
12	TRAVNIKOVA Olga																	19:05
15	ILYUKHINA Yelena	0/3	0			0/3				5	4			1	1			40:40
16	PARFENOVA Tatiana																	40:55
17	KUBRINA Natalya	1/2	50		0/1			1/1										34:03
19	YAKOVLEVA Natalya	1/5	20			0/4		1/1			6							13:53
20	VASSILYEVA Yana	6/7	86	3/4	1/1			2/2		2	1	1	1	1				38:38
21	AJIDERSKAYA Olga	2/9	22			2/8	0/1			2	3	1	1					45:35
22	MARKOVICH Yuliya	0/2	0		0/2													46:43
24	TYAPKOVA Yekaterina	1/3	33			1/3				1	4							24:27
	Bench/Team																	
<b>Totals</b>		19/46	41	3/4	1/6	6/25	4/6	5/5	0/0	12	21	2	2	3	5	0	0	

Goalkeepers		Total Shots		6m Shots		Wing Shots		9m Shots		7m Shots		Fast Breaks		Breakthroughs	
No.	Name	S/S	%	S/S	%	S/S	%	S/S	%	S/S	%	S/S	%	S/S	%
12	TRAVNIKOVA Olga	1/14	7	0/1	0	1/3	33	0/2	0	0/2	0	0/5	0	0/1	0
16	PARFENOVA Tatiana	8/30	27	2/6	33	0/2	0	1/7	14	0/1	0	4/10	40	1/4	25
<b>Totals</b>		9/44	20	2/7	29	1/5	20	1/9	11	0/3	0	4/15	27	1/5	20

Team Shots	Goals	Saves	Missed	Post	Blocked	Total	%
6m Shots	3	0	1	0	0	4	75
Wing Shots	1	3	1	1	0	6	17
9m Shots	6	8	5	2	4	25	24
7m Shots	4	2	0	0	n/a	6	67
Fast Breaks	5	0	0	0	0	5	100
Breakthroughs							
<b>Totals</b>	19	13	7	3	4	46	41

Number of Attacks: 63, Scoring Efficiency: 30%



**OSC GYMNASIUM**  
 奥体中心体育馆  
 GYMNASE DU CSO

WED 星期三 MER  
 13 AUG 2008  
 19:00

**HANDBALL**  
 手球 / HANDBALL

**WOMEN**  
 女子项目 / FEMMES

**PRELIMINARY GROUP A - MATCH 17**  
 预赛A组 - 第17场 / PRÉLIMINAIRE GROUPE A - MATCH 17



**MATCH TEAM STATISTICS**

参赛队技术统计 / STATISTIQUES DU MATCH PAR ÉQUIPE

**NOR 35 - 19 KAZ**

(14 - 10) (21 - 9)

Referees: (1) AIRES MENEZES J / (2) APARECIDO PINTO R (BRA)

**KAZ - Kazakhstan**

**Shots Distribution**

Players			Goals / Shots			
2 NIKANDROVA X	4 BORECHKO I	5 PIKALOVA M	7 ISKAKOVA G	10 PORTOVA Y	15 ILYUKHINA Y	17 KUBRINA N
1/1			0/1	1/1 0/1		1/1
					0/1	0/1
1/1				1/1 3/3		
1-Missed 1-Post 1-Blocked			1-Missed		2-Blocked	
19 YAKOVLEVA N	20 VASSILYEVA Y	21 AJIDERSKAYA O	22 MARKOVICH Y	24 TYAPKOVA Y		
	1/1 1/1 1/1					
	1/1	1/1 0/1		0/1		
1/2	1/1	1/2 0/1	0/1	1/1		
2-Missed	1-Missed	2-Missed 1-Blocked	1-Post	1-Post		

Team	Offence	Defence	Goalkeepers																																	
Goals / Shots			Saves / Shots																																	
<table border="1"> <tr><td>2/2</td><td>3/4</td><td>1/4</td></tr> <tr><td>2/2</td><td>0/3</td><td>1/2</td></tr> <tr><td>6/8</td><td>0/1</td><td>4/6</td></tr> </table> 7-Missed 3-Post 4-Blocked	2/2	3/4	1/4	2/2	0/3	1/2	6/8	0/1	4/6			<table border="1"> <tr><td>0/3</td><td>2/4</td><td>0/4</td></tr> <tr><td>2/3</td><td></td><td>0/1</td></tr> <tr><td>4/14</td><td>1/4</td><td>0/11</td></tr> </table> 12 TRAVNIKOVA O <table border="1"> <tr><td>0/2</td><td>1/3</td><td>0/2</td></tr> <tr><td>0/3</td><td>0/1</td><td>0/3</td></tr> </table> 16 PARFENOVA T <table border="1"> <tr><td>0/1</td><td>1/1</td><td>0/2</td></tr> <tr><td>2/3</td><td></td><td>0/1</td></tr> <tr><td>4/11</td><td>1/3</td><td>0/8</td></tr> </table>	0/3	2/4	0/4	2/3		0/1	4/14	1/4	0/11	0/2	1/3	0/2	0/3	0/1	0/3	0/1	1/1	0/2	2/3		0/1	4/11	1/3	0/8
2/2	3/4	1/4																																		
2/2	0/3	1/2																																		
6/8	0/1	4/6																																		
0/3	2/4	0/4																																		
2/3		0/1																																		
4/14	1/4	0/11																																		
0/2	1/3	0/2																																		
0/3	0/1	0/3																																		
0/1	1/1	0/2																																		
2/3		0/1																																		
4/11	1/3	0/8																																		

Legend:							
%	Efficiency	2Min	2 Minute Suspensions	6m	6-metre Shots	7m	7-metre Shots
AS	Assists	BS	Blocked Shots	BT	Breakthroughs	EX	Exclusions
G/S	Goals/Shots	n/a	not applicable	RC	Red Cards	S/S	Saves/Shots
TF	Technical Faults	TP	Time Played	Wing	Wing Shots	YC	Yellow Cards
						9m	9-metre Shots
						FB	Fast Breaks
						ST	Steals



**RESULTS**  
比赛成绩 / RÉSULTATS  
**KAZ 29 - 26 CHN**  
(14 - 10) (15 - 16)

Referees: (13) LEMME F / (14) ULLRICH B (GER)

**RUNNING SCORE**

**KAZ - CHN**

**KAZ - Kazakhstan**

Players		Shots								Penalties			
No.	Name	G/S	%	6m	Wing	9m	7m	FB	BT	YC	2Min	RC	EX
2	NIKANDROVA Xeniya	0/1	0			0/1							
4	BORECHKO Irina									1	1		
5	PIKALOVA Marina	8/9	89	0/1	4/4			2/2	2/2		1		
7	ISKAKOVA Gulzira												
10	PORTOVA Yelena	3/4	75				2/3	1/1			1		
12	TRAVNIKOVA Olga												
15	ILYUKHINA Yelena	3/5	60	1/2		2/2			0/1				
16	PARFENOVA Tatiana												
17	KUBRINA Natalya	5/6	83		2/3				3/3				
19	YAKOVLEVA Natalya	1/4	25			0/2		0/1	1/1				
20	VASSILYEVA Yana	1/1	100	1/1						1	1		
21	AJIDERSKAYA Olga	6/8	75	2/3		2/3	2/2					1	
22	MARKOVICH Yuliya												
24	TYAPKOVA Yekaterina	2/4	50		0/1	1/2		1/1		1			
Bench/Team													
Totals		29/42	69	4/7	6/8	5/10	4/5	4/5	6/7	3	5	0	0

Goalkeepers		Saves							
No.	Name	S/S	%	6m	Wing	9m	7m	FB	BT
12	TRAVNIKOVA Olga	1/5	20	0/1			1/3	0/1	
16	PARFENOVA Tatiana	13/35	37	3/6	2/3	4/10	0/5	3/3	1/8
Totals		14/40	35	3/7	2/3	4/10	1/8	3/4	1/8

**CHN - China**

Players		Shots								Penalties			
No.	Name	G/S	%	6m	Wing	9m	7m	FB	BT	YC	2Min	RC	EX
1	LIU Guini												
2	WEI Qiuxiang	2/5	40	1/2	1/2			0/1		1			
3	LIU Yun	5/5	100	2/2			3/3						
7	ZHANG Geng	1/1	100	1/1									
9	WANG Min	0/1	0					0/1					
10	WANG Shasha	4/8	50	0/1		2/5			2/2		1		
12	HUANG Hong												
14	LIU Xiaomei	3/8	38			2/6			1/2		1		
15	SUN Laimiao									1	1		
18	WU Wenjuan												
19	LI Weiwei	11/18	61	0/3		2/4	4/5	1/2	4/4				
21	LI Bing												
22	HUANG Dongjie	0/1	0		0/1					1			
23	YAN Meizhu												
Bench/Team													
Totals		26/47	55	4/9	1/3	6/15	7/8	1/4	7/8	3	3	0	0

Goalkeepers		Saves							
No.	Name	S/S	%	6m	Wing	9m	7m	FB	BT
1	LIU Guini	2/10	20	0/1	0/3	2/3		0/2	0/1
12	HUANG Hong	6/27	22	3/6	1/4	1/5	0/4	1/3	0/5
Totals		8/37	22	3/7	1/7	3/8	0/4	1/5	0/6

1st Half	
PORTOVA Y	1 (2') 0
YAKOVLEVA N	2 (4') 0
PORTOVA Y	3 (4') 0
PIKALOVA M	4 (8') 0
KUBRINA N	5 (7') 0
	5 (8') 1 LI W
PIKALOVA M	6 (8') 1
	6 (9') 2 WANG S
ILYUKHINA Y	7 (9') 2
TYAPKOVA Y	8 (10') 2
	8 (10') 3 LIU Y
	8 (12') 4 LI W
	8 (13') 5 LI W
ILYUKHINA Y	9 (14') 5
	9 (14') 6 LI W
KUBRINA N	10 (15') 6
	10 (16') 7 LI W
PIKALOVA M	11 (17') 7
PIKALOVA M	12 (19') 7
	12 (19') 8 WANG S
PIKALOVA M	13 (20') 8
AJIDERSKAYA O	14 (22') 8
	14 (23') 9 LIU X
	14 (30') 10 LI W

2nd Half	
KUBRINA N	15 (33') 10
	15 (34') 11 WANG S
TYAPKOVA Y	16 (35') 11
	16 (36') 12 LIU Y
PIKALOVA M	17 (36') 12
	17 (37') 13 LIU Y
	17 (38') 14 WEI Q
KUBRINA N	18 (39') 14
	18 (39') 15 LIU X
	18 (41') 16 LI W
	18 (42') 17 LI W
PIKALOVA M	19 (44') 17
	19 (45') 18 WANG S
PORTOVA Y	20 (47') 18
VASSILYEVA Y	21 (48') 18
	21 (48') 19 ZHANG G
PIKALOVA M	22 (49') 19
	22 (49') 20 LIU X
AJIDERSKAYA O	23 (50') 20
AJIDERSKAYA O	24 (50') 20
	24 (52') 21 LI W
KUBRINA N	25 (53') 21
	25 (54') 22 WEI Q
AJIDERSKAYA O	26 (55') 22
	26 (55') 23 LI W
AJIDERSKAYA O	27 (57') 23
	27 (57') 24 LIU Y
	27 (58') 25 LI W
ILYUKHINA Y	28 (58') 25
AJIDERSKAYA O	29 (59') 25
	29 (60') 26 LIU Y

<b>Legend:</b>	<b>%</b> Efficiency	<b>2Min</b> 2 Minute Suspensions	<b>6m</b> 6-metre Shots	<b>7m</b> 7-metre Shots	<b>9m</b> 9-metre Shots
<b>BT</b> Breakthroughs	<b>EX</b> Exclusions	<b>FB</b> Fast Breaks	<b>G/S</b> Goals/Shots	<b>RC</b> Red Cards	
<b>S/S</b> Saves/Shots	<b>Wing</b> Wing Shots	<b>YC</b> Yellow Cards			



## MATCH TEAM STATISTICS

参赛队技术统计 / STATISTIQUES DU MATCH PAR ÉQUIPE

### KAZ 29 - 26 CHN

(14 - 10) (15 - 16)

Referees: (13) LEMME F / (14) ULLRICH B (GER)

#### KAZ - Kazakhstan

Players		Shots								Offence		Defence		Penalties			TP	
No.	Name	G/S	%	6m	Wing	9m	7m	FB	BT	AS	TF	ST	BS	YC	2Min	RC	EX	
2	NIKANDROVA Xeniya	0/1	0			0/1					1							8:26
4	BORECHKO Irina													1	1			12:45
5	PIKALOVA Marina	8/9	89	0/1	4/4			2/2	2/2	1	1	1			1			60:00
7	ISKAKOVA Gulzira																	
10	PORTOVA Yelena	3/4	75				2/3	1/1			1				1			20:37
12	TRAVNIKOVA Olga																	6:20
15	ILYUKHINA Yelena	3/5	60	1/2		2/2			0/1	1	3		1					55:48
16	PARFENOVA Tatiana										1							53:40
17	KUBRINA Natalya	5/6	83		2/3				3/3		1	1						55:50
19	YAKOVLEVA Natalya	1/4	25			0/2		0/1	1/1	4	4							25:12
20	VASSILYEVA Yana	1/1	100	1/1						2	2	1	3	1	1			53:55
21	AJIDERSKAYA Olga	6/8	75	2/3		2/3	2/2			3	5	1			1			33:27
22	MARKOVICH Yuliya																	
24	TYAPKOVA Yekaterina	2/4	50		0/1	1/2		1/1			1			1				34:00
	Bench/Team																	
<b>Totals</b>		29/42	69	4/7	6/8	5/10	4/5	4/5	6/7	11	20	4	4	3	5	0	0	

Goalkeepers		Total Shots		6m Shots		Wing Shots		9m Shots		7m Shots		Fast Breaks		Breakthroughs	
No.	Name	S/S	%	S/S	%	S/S	%	S/S	%	S/S	%	S/S	%	S/S	%
12	TRAVNIKOVA Olga	1/5	20	0/1	0					1/3	33	0/1	0		
16	PARFENOVA Tatiana	13/35	37	3/6	50	2/3	67	4/10	40	0/5	0	3/3	100	1/8	13
<b>Totals</b>		14/40	35	3/7	43	2/3	67	4/10	40	1/8	13	3/4	75	1/8	13

Team Shots	Goals	Saves	Missed	Post	Blocked	Total	%
6m Shots	4	3	0	0	0	7	57
Wing Shots	6	1	0	1	0	8	75
9m Shots	5	3	1	0	1	10	50
7m Shots	4	0	1	0	n/a	5	80
Fast Breaks	4	1	0	0	0	5	80
Breakthroughs	6	0	0	1	0	7	86
<b>Totals</b>	29	8	2	2	1	42	69

Number of Attacks: 61, Scoring Efficiency: 48%



**OSC GYMNASIUM**  
 奥体中心体育馆  
 GYMNASE DU CSO

FRI 星期五 VEN  
 15 AUG 2008  
 9:00

**HANDBALL**  
 手球 / HANDBALL

**WOMEN**  
 女子项目 / FEMMES

**PRELIMINARY GROUP A - MATCH 19**  
 预赛A组 - 第19场 / PRÉLIMINAIRE GROUPE A - MATCH 19



**MATCH TEAM STATISTICS**  
 参赛队技术统计 / STATISTIQUES DU MATCH PAR ÉQUIPE

**KAZ 29 - 26 CHN**  
 (14 - 10) (15 - 16)

Referees: (13) LEMME F / (14) ULLRICH B (GER)

**KAZ - Kazakhstan**

**Shots Distribution**

Players			Goals / Shots			
2 NIKANDROVA X	4 BORECHKO I	5 PIKALOVA M	7 ISKAKOVA G	10 PORTOVA Y	15 ILYUKHINA Y	17 KUBRINA N
		1/1 3/4			1/1	1/1
		1/1			1/1	1/1
		1/1 1/1 1/1		2/2 1/1	0/1 1/1	2/2
1-Blocked			1-Missed		1-Post	1-Post
19 YAKOVLEVA N	20 VASSILYEVA Y	21 AJIDERSKAYA O	22 MARKOVICH Y	24 TYAPKOVA Y		
1/1	1/1	1/1 1/1		0/1		
0/2		0/1		0/1		
		1/1 0/1 3/3		1/1 1/1		
1-Missed						

Team	Offence	Defence	Goalkeepers																																	
Goals / Shots			Saves / Shots																																	
<table border="1"> <tr><td>4/4</td><td>6/7</td><td>0/1</td></tr> <tr><td>2/2</td><td></td><td>2/6</td></tr> <tr><td>7/7</td><td>1/3</td><td>7/7</td></tr> </table> <p>2-Missed 2-Post 1-Blocked</p>	4/4	6/7	0/1	2/2		2/6	7/7	1/3	7/7			<table border="1"> <tr><td>0/4</td><td>1/3</td><td>0/1</td></tr> <tr><td>2/6</td><td></td><td>3/6</td></tr> <tr><td>2/8</td><td>2/2</td><td>4/10</td></tr> </table> <p>12 TRAVNIKOVA O</p> <table border="1"> <tr><td></td><td>0/2</td><td>0/1</td></tr> <tr><td>1/1</td><td></td><td>0/1</td></tr> </table> <p>16 PARFENOVA T</p> <table border="1"> <tr><td>0/4</td><td>1/1</td><td></td></tr> <tr><td>1/5</td><td></td><td>3/6</td></tr> <tr><td>2/8</td><td>2/2</td><td>4/9</td></tr> </table>	0/4	1/3	0/1	2/6		3/6	2/8	2/2	4/10		0/2	0/1	1/1		0/1	0/4	1/1		1/5		3/6	2/8	2/2	4/9
4/4	6/7	0/1																																		
2/2		2/6																																		
7/7	1/3	7/7																																		
0/4	1/3	0/1																																		
2/6		3/6																																		
2/8	2/2	4/10																																		
	0/2	0/1																																		
1/1		0/1																																		
0/4	1/1																																			
1/5		3/6																																		
2/8	2/2	4/9																																		



## MATCH TEAM STATISTICS

参赛队技术统计 / STATISTIQUES DU MATCH PAR ÉQUIPE

### KAZ 29 - 26 CHN

(14 - 10) (15 - 16)

Referees: (13) LEMME F / (14) ULLRICH B (GER)

#### CHN - China

Players		Shots								Offence		Defence		Penalties			TP	
No.	Name	G/S	%	6m	Wing	9m	7m	FB	BT	AS	TF	ST	BS	YC	2Min	RC	EX	
1	LIU Guini																	13:38
2	WEI Qiuxiang	2/5	40	1/2	1/2			0/1				1		1				60:00
3	LIU Yun	5/5	100	2/2			3/3			2	2							26:30
7	ZHANG Geng	1/1	100	1/1							2							10:57
9	WANG Min	0/1	0					0/1		1		4						40:26
10	WANG Shasha	4/8	50	0/1		2/5			2/2		4	1			1			60:00
12	HUANG Hong											1						46:22
14	LIU Xiaomei	3/8	38			2/6			1/2	2	4		1		1			45:22
15	SUN Laimiao													1	1			24:48
18	WU Wenjuan																	16:51
19	LI Weiwei	11/18	61	0/3		2/4	4/5	1/2	4/4	2	1							49:57
21	LI Bing																	8:20
22	HUANG Dongjie	0/1	0		0/1					1	3			1				16:49
23	YAN Meizhu																	
	Bench/Team																	
<b>Totals</b>		26/47	55	4/9	1/3	6/15	7/8	1/4	7/8	8	16	7	1	3	3	0	0	

Goalkeepers		Total Shots		6m Shots		Wing Shots		9m Shots		7m Shots		Fast Breaks		Breakthroughs	
No.	Name	S/S	%	S/S	%	S/S	%	S/S	%	S/S	%	S/S	%	S/S	%
1	LIU Guini	2/10	20	0/1	0	0/3	0	2/3	67			0/2	0	0/1	0
12	HUANG Hong	6/27	22	3/6	50	1/4	25	1/5	20	0/4	0	1/3	33	0/5	0
<b>Totals</b>		8/37	22	3/7	43	1/7	14	3/8	38	0/4	0	1/5	20	0/6	0

Team Shots	Goals	Saves	Missed	Post	Blocked	Total	%
6m Shots	4	3	0	1	1	9	44
Wing Shots	1	2	0	0	0	3	33
9m Shots	6	4	2	0	3	15	40
7m Shots	7	1	0	0	n/a	8	88
Fast Breaks	1	3	0	0	0	4	25
Breakthroughs	7	1	0	0	0	8	88
<b>Totals</b>	26	14	2	1	4	47	55

Number of Attacks: 60, Scoring Efficiency: 43%





**OSC GYMNASIUM**  
 奥体中心体育馆  
 GYMNASE DU CSO

FRI 星期五 VEN  
 15 AUG 2008  
 9:00

**HANDBALL**  
 手球 / HANDBALL

**WOMEN**  
 女子项目 / FEMMES

**PRELIMINARY GROUP A - MATCH 19**  
 预赛A组 - 第19场 / PRÉLIMINAIRE GROUPE A - MATCH 19



**MATCH TEAM STATISTICS**

参赛队技术统计 / STATISTIQUES DU MATCH PAR ÉQUIPE

**KAZ 29 - 26 CHN**  
 (14 - 10) (15 - 16)

Referees: (13) LEMME F / (14) ULLRICH B (GER)

**CHN - China**

**Shots Distribution**

**Players**  
Goals / Shots

2 WEI Q			3 LIU Y			7 ZHANG G			9 WANG M			10 WANG S			14 LIU X			15 SUN L		
	0/1		1/1	2/2	1/1	1/1						1/1			1/1					
2/2					1/1									1/2	1/2		0/1			
	0/1								0/1			1/1		1/1	1/1		0/2			
1-Post												2-Missed			1-Blocked			1-Blocked		

18 WU W			19 LI W			21 LI B			22 HUANG D			23 YAN M		
			1/2		1/1						0/1			
			4/5	0/1	5/7									
			2-Blocked											

Team	Offence	Defence	Goalkeepers																																				
Goals / Shots			Saves / Shots																																				
<table border="1"> <tr><td>4/4</td><td>2/3</td><td>1/1</td></tr> <tr><td>4/6</td><td></td><td>3/6</td></tr> <tr><td>6/8</td><td>0/2</td><td>6/10</td></tr> </table> 2-Missed 1-Post 4-Blocked	4/4	2/3	1/1	4/6		3/6	6/8	0/2	6/10			<table border="1"> <tr><td>0/4</td><td>1/7</td><td>1/1</td></tr> <tr><td>0/2</td><td></td><td>4/6</td></tr> <tr><td>0/7</td><td>2/3</td><td>0/7</td></tr> </table> 1 LIU G <table border="1"> <tr><td></td><td>0/4</td><td></td></tr> <tr><td></td><td></td><td>1/3</td></tr> <tr><td></td><td>1/2</td><td>0/1</td></tr> </table> 12 HUANG H <table border="1"> <tr><td>0/4</td><td>1/3</td><td>1/1</td></tr> <tr><td>0/2</td><td></td><td>3/3</td></tr> <tr><td>0/7</td><td>1/1</td><td>0/6</td></tr> </table>	0/4	1/7	1/1	0/2		4/6	0/7	2/3	0/7		0/4				1/3		1/2	0/1	0/4	1/3	1/1	0/2		3/3	0/7	1/1	0/6
4/4	2/3	1/1																																					
4/6		3/6																																					
6/8	0/2	6/10																																					
0/4	1/7	1/1																																					
0/2		4/6																																					
0/7	2/3	0/7																																					
	0/4																																						
		1/3																																					
	1/2	0/1																																					
0/4	1/3	1/1																																					
0/2		3/3																																					
0/7	1/1	0/6																																					

**Legend:**

% Efficiency	<b>2Min</b> 2 Minute Suspensions	<b>6m</b> 6-metre Shots	<b>7m</b> 7-metre Shots	<b>9m</b> 9-metre Shots
<b>AS</b> Assists	<b>BS</b> Blocked Shots	<b>BT</b> Breakthroughs	<b>EX</b> Exclusions	<b>FB</b> Fast Breaks
<b>G/S</b> Goals/Shots	<b>n/a</b> not applicable	<b>RC</b> Red Cards	<b>S/S</b> Saves/Shots	<b>ST</b> Steals
<b>TF</b> Technical Faults	<b>TP</b> Time Played	<b>Wing</b> Wing Shots	<b>YC</b> Yellow Cards	





## RESULTS

比赛成绩 / RÉSULTATS

### ROU 28 - 23 ANG

(16 - 7) (12 - 16)

Referees: (1) AIRES MENEZES J / (2) APARECIDO PINTO R (BRA)

#### ROU - Romania

Players		Shots								Penalties			
No.	Name	G/S	%	6m	Wing	9m	7m	FB	BT	YC	2Min	RC	EX
1	PISLARU Tereza												
2	MAIER Ramona	7/9	78	0/1			6/7	1/1					
4	BIRSAN Florina	1/2	50	1/1					0/1				
5	AMARIEI Carmen	3/7	43			2/6			1/1		1		
7	OLTEANU Adriana	3/4	75		1/2	1/1		1/1					
8	NEAGU Cristina Georgiana	3/5	60			3/5					1		
9	BRADEANU Aurelia	1/2	50			1/2							
10	STANCA Ionela	2/3	67	1/1				1/2					
12	TOLNAI Talida												
15	ELISEI Neli	3/4	75	1/1	1/1	1/2							
16	DINU Luminita												
18	MEIROSU Laura	1/4	25	0/1		1/3				1	1		
19	BESE Valeria									1			
99	LECUSANU Narcisa	4/9	44	1/1		1/2		0/2	2/4				
	Bench/Team												
	Totals	28/49	57	4/6	2/3	10/21	6/7	3/6	3/6	2	3	0	0

Goalkeepers		Saves							
No.	Name	S/S	%	6m	Wing	9m	7m	FB	BT
1	PISLARU Tereza	1/12	8	0/4	0/1	1/4		0/3	
12	TOLNAI Talida	3/10	30		1/2	2/6		0/1	0/1
16	DINU Luminita	3/8	38		1/2	1/5			1/1
	Totals	7/30	23	0/4	2/5	4/15	0/0	0/4	1/2

#### ANG - Angola

Players		Shots								Penalties			
No.	Name	G/S	%	6m	Wing	9m	7m	FB	BT	YC	2Min	RC	EX
1	TAVARES Maria Odete Sanches												
2	EDUARDO Maria Teresa Neto Joaquim	2/3	67	1/1					1/2	1	1		
3	BENGUE Ilda Maria	6/9	67	3/3		0/3		3/3					
4	CARLOS Azenaide Danila Jose	0/2	0			0/2							
5	TRINDADE Filomena Jose	0/1	0		0/1								
6	CALANDULA Bombo Madalena												
8	De ALMEIDA Nair Filipe Pires	8/15	53			8/14			0/1		1		
9	DOMBAXI Wuta Waco Bige												
10	FERNANDES Isabel Sambovo	3/6	50		1/2	2/4							
12	PEDRO Maria Rosa da Costa												
13	KIALA Luisa	1/6	17			1/5			0/1				
14	BERNARDO Natalia Maria	3/4	75		2/3			1/1					
15	CAILO Elisabeth Jurema Faro	0/1	0		0/1					1			
17	VIEGAS Elizabeth Amelia Basilio	0/1	0					0/1		1			
	Bench/Team												
	Totals	23/48	48	4/4	3/7	11/28	0/0	4/5	1/4	3	2	0	0

Goalkeepers		Saves							
No.	Name	S/S	%	6m	Wing	9m	7m	FB	BT
1	TAVARES Maria Odete Sanches	13/40	33	2/6	1/3	4/14	1/6	2/5	3/6
12	PEDRO Maria Rosa da Costa	0/1	0				0/1		
	Totals	13/41	32	2/6	1/3	4/14	1/7	2/5	3/6

#### RUNNING SCORE

##### ROU - ANG

###### 1st Half

MAIER R	1 (3') 0
ELISEI N	2 (4') 0
STANCA I	3 (6') 0
	3 (6') 1 De ALMEIDA N
	3 (7') 2 BERNARDO NM
	4 (9') 2
STANCA I	4 (11') 3 De ALMEIDA N
MAIER R	5 (13') 3
ELISEI N	6 (14') 3
	6 (15') 4 De ALMEIDA N
	6 (16') 5 De ALMEIDA N
LECUSANU N	7 (16') 5
AMARIEI C	8 (18') 5
ELISEI N	9 (19') 5
	9 (21') 6 De ALMEIDA N
LECUSANU N	10 (22') 6
LECUSANU N	11 (23') 6
OLTEANU A	12 (24') 6
OLTEANU A	13 (25') 6
OLTEANU A	14 (26') 6
AMARIEI C	15 (27') 6
LECUSANU N	16 (29') 6
	16 (30') 7 De ALMEIDA N

###### 2nd Half

	16 (31') 8 De ALMEIDA N
	16 (32') 9 BERNARDO NM
MAIER R	17 (35') 9
	17 (36') 10 EDUARDO M
BIRSAN F	18 (36') 10
	18 (37') 11 BERNARDO NM
	18 (39') 12 KIALA L
MAIER R	19 (39') 12
MAIER R	20 (41') 12
	20 (43') 13 BENGUE IM
AMARIEI C	21 (43') 13
	21 (45') 14 BENGUE IM
MEIROSU L	22 (45') 14
	22 (46') 15 BENGUE IM
MAIER R	23 (46') 15
	23 (48') 16 BENGUE IM
NEAGU CG	24 (49') 16
	24 (50') 17 BENGUE IM
	24 (51') 18 BENGUE IM
BRADEANU A	25 (53') 18
	25 (53') 19 FERNANDES IS
NEAGU CG	26 (54') 19
	26 (55') 20 FERNANDES IS
MAIER R	27 (57') 20
	27 (58') 21 FERNANDES IS
	27 (59') 22 De ALMEIDA N
NEAGU CG	28 (59') 22
	28 (60') 23 EDUARDO M

Legend:	
%	Efficiency
BT	Breakthroughs
S/S	Saves/Shots
2Min	2 Minute Suspensions
EX	Exclusions
Wing	Wing Shots
6m	6-metre Shots
FB	Fast Breaks
YC	Yellow Cards
7m	7-metre Shots
G/S	Goals/Shots
9m	9-metre Shots
RC	Red Cards



## MATCH TEAM STATISTICS

参赛队技术统计 / STATISTIQUES DU MATCH PAR ÉQUIPE

### ROU 28 - 23 ANG

(16 - 7) (12 - 16)

Referees: (1) AIRES MENEZES J / (2) APARECIDO PINTO R (BRA)

#### ROU - Romania

No.	Name	Shots								Offence		Defence		Penalties				TP
		G/S	%	6m	Wing	9m	7m	FB	BT	AS	TF	ST	BS	YC	2Min	RC	EX	
1	PISLARU Tereza																	18:49
2	MAIER Ramona	7/9	78	0/1			6/7	1/1		1	1							7:22
4	BIRSAN Florina	1/2	50	1/1					0/1	1	1							33:05
5	AMARIEI Carmen	3/7	43			2/6			1/1	1	3		1		1			43:28
7	OLTEANU Adriana	3/4	75		1/2	1/1		1/1										44:21
8	NEAGU Cristina Georgiana	3/5	60			3/5				1	1	1	1		1			30:00
9	BRADEANU Aurelia	1/2	50			1/2				2		1	1					14:24
10	STANCA Ionela	2/3	67	1/1				1/2		1		1						19:08
12	TOLNAI Talida																	25:28
15	ELISEI Neli	3/4	75	1/1	1/1	1/2				1	2							45:39
16	DINU Luminita																	15:43
18	MEIROSU Laura	1/4	25	0/1		1/3				3	3			1	1			53:13
19	BESE Valeria											2	1					16:07
99	LECUSANU Narcisa	4/9	44	1/1		1/2		0/2	2/4	3	3							53:13
	Bench/Team																	
<b>Totals</b>		28/49	57	4/6	2/3	10/21	6/7	3/6	3/6	14	14	3	5	2	3	0	0	

No.	Name	Total Shots		6m Shots		Wing Shots		9m Shots		7m Shots		Fast Breaks		Breakthroughs	
		S/S	%	S/S	%	S/S	%	S/S	%	S/S	%	S/S	%	S/S	%
1	PISLARU Tereza	1/12	8	0/4	0	0/1	0	1/4	25			0/3	0		
12	TOLNAI Talida	3/10	30			1/2	50	2/6	33			0/1	0	0/1	0
16	DINU Luminita	3/8	38			1/2	50	1/5	20					1/1	100
<b>Totals</b>		7/30	23	0/4	0	2/5	40	4/15	27	0/0	0	0/4	0	1/2	50

Team Shots	Goals	Saves	Missed	Post	Blocked	Total	%
6m Shots	4	2	0	0	0	6	67
Wing Shots	2	1	0	0	0	3	67
9m Shots	10	4	2	0	5	21	48
7m Shots	6	1	0	0	n/a	7	86
Fast Breaks	3	2	1	0	0	6	50
Breakthroughs	3	3	0	0	0	6	50
<b>Totals</b>	28	13	3	0	5	49	57

Number of Attacks: 56, Scoring Efficiency: 50%



**OSC GYMNASIUM**  
 奥体中心体育馆  
 GYMNASE DU CSO

FRI 星期五 VEN  
 15 AUG 2008  
 15:45

**HANDBALL**  
 手球 / HANDBALL

**WOMEN**  
 女子项目 / FEMMES

**PRELIMINARY GROUP A - MATCH 22**  
 预赛A组 - 第22场 / PRÉLIMINAIRE GROUPE A - MATCH 22



**MATCH TEAM STATISTICS**

参赛队技术统计 / STATISTIQUES DU MATCH PAR ÉQUIPE

**ROU 28 - 23 ANG**

(16 - 7) (12 - 16)

Referees: (1) AIRES MENEZES J / (2) APARECIDO PINTO R (BRA)

**ROU - Romania**

**Shots Distribution**

**Players**  
Goals / Shots

2 MAIER R			4 BIRSAN F			5 AMARIEI C			7 OLTEANU A			8 NEAGU CG			9 BRADEANU A			10 STANCA I		
		1/1			1/1	1/2						1/1		1/1	1/1					
0/1		1/1	0/1					1/1			0/1			0/1						
	3/3	2/3					1/1		3/3					1/1			0/1	1/1	1/1	
						2-Missed	1-Blocked					1-Blocked						1-Missed		
15 ELISEI N			18 MEIROSU L			19 BESE V			99 LECUSANU N											
	1/1	1/1							1/1											
1/1											1/2									
				0/1	1/1				1/1	0/2	1/3									
			1-Blocked			2-Blocked														

Team	Offence	Defence	Goalkeepers																																							
Goals / Shots			Saves / Shots																																							
<table border="1"> <tr><td>4/5</td><td>1/1</td><td>4/4</td></tr> <tr><td>1/3</td><td></td><td>3/6</td></tr> <tr><td>5/5</td><td>5/8</td><td>5/9</td></tr> </table> <p>3-Missed 5-Blocked</p>	4/5	1/1	4/4	1/3		3/6	5/5	5/8	5/9			<table border="1"> <tr><td></td><td></td><td>0/1</td></tr> <tr><td>0/1</td><td>2/2</td><td></td></tr> <tr><td>1/8</td><td>0/1</td><td>4/17</td></tr> </table> <p>1 PISLARU T</p> <table border="1"> <tr><td></td><td></td><td></td></tr> <tr><td>0/3</td><td></td><td>1/9</td></tr> </table> <p>12 TOLNAI T</p> <table border="1"> <tr><td></td><td></td><td>0/1</td></tr> <tr><td>1/4</td><td></td><td>2/5</td></tr> </table> <p>16 DINU L</p> <table border="1"> <tr><td></td><td></td><td></td></tr> <tr><td>0/1</td><td>2/2</td><td></td></tr> <tr><td>0/1</td><td>0/1</td><td>1/3</td></tr> </table>			0/1	0/1	2/2		1/8	0/1	4/17				0/3		1/9			0/1	1/4		2/5				0/1	2/2		0/1	0/1	1/3
4/5	1/1	4/4																																								
1/3		3/6																																								
5/5	5/8	5/9																																								
		0/1																																								
0/1	2/2																																									
1/8	0/1	4/17																																								
0/3		1/9																																								
		0/1																																								
1/4		2/5																																								
0/1	2/2																																									
0/1	0/1	1/3																																								



## MATCH TEAM STATISTICS

参赛队技术统计 / STATISTIQUES DU MATCH PAR ÉQUIPE

### ROU 28 - 23 ANG

(16 - 7) (12 - 16)

Referees: (1) AIRES MENEZES J / (2) APARECIDO PINTO R (BRA)

#### ANG - Angola

No.	Name	Shots								Offence		Defence		Penalties			TP	
		G/S	%	6m	Wing	9m	7m	FB	BT	AS	TF	ST	BS	YC	2Min	RC		EX
1	TAVARES Maria Odete Sanches									1	1							59:34
2	EDUARDO Maria Teresa Neto Joaquim	2/3	67	1/1					1/2		4			1	1			48:58
3	BENGUE Ilda Maria	6/9	67	3/3		0/3			3/3		1	1	2					41:36
4	CARLOS Azenaide Danila Jose	0/2	0			0/2					1							10:06
5	TRINDADE Filomena Jose	0/1	0		0/1					1	2	2						38:27
6	CALANDULA Bombo Madalena									1								13:26
8	De ALMEIDA Nair Filipe Pires	8/15	53			8/14			0/1	1	4		2		1			49:11
9	DOMBAXI Wuta Waco Bige									1	1							9:18
10	FERNANDES Isabel Sambovo	3/6	50		1/2	2/4					1	1						19:49
12	PEDRO Maria Rosa da Costa																	0:26
13	KIALA Luisa	1/6	17			1/5			0/1	3			1					36:28
14	BERNARDO Natalia Maria	3/4	75		2/3				1/1	1	3							41:22
15	CAILO Elisabeth Jurema Faro	0/1	0		0/1									1				13:07
17	VIEGAS Elizabeth Amelia Basilio	0/1	0						0/1					1				38:12
	Bench/Team																	
<b>Totals</b>		23/48	48	4/4	3/7	11/28	0/0	4/5	1/4	9	18	4	5	3	2	0	0	

No.	Name	Total Shots		6m Shots		Wing Shots		9m Shots		7m Shots		Fast Breaks		Breakthroughs	
		S/S	%	S/S	%	S/S	%	S/S	%	S/S	%	S/S	%	S/S	%
1	TAVARES Maria Odete Sanches	13/40	33	2/6	33	1/3	33	4/14	29	1/6	17	2/5	40	3/6	50
12	PEDRO Maria Rosa da Costa	0/1	0							0/1	0				
<b>Totals</b>		13/41	32	2/6	33	1/3	33	4/14	29	1/7	14	2/5	40	3/6	50

Team Shots	Goals	Saves	Missed	Post	Blocked	Total	%
6m Shots	4	0	0	0	0	4	100
Wing Shots	3	2	0	2	0	7	43
9m Shots	11	4	5	3	5	28	39
7m Shots					n/a		
Fast Breaks	4	0	1	0	0	5	80
Breakthroughs	1	1	1	1	0	4	25
<b>Totals</b>	23	7	7	6	5	48	48

Number of Attacks: 57, Scoring Efficiency: 40%



OSC GYMNASIUM  
奥体中心体育馆  
GYMNASIUM DU CSO

FRI 星期五 VEN  
15 AUG 2008  
15:45

HANDBALL  
手球 / HANDBALL

WOMEN  
女子项目 / FEMMES

PRELIMINARY GROUP A - MATCH 22  
预赛A组 - 第22场 / PRÉLIMINAIRE GROUPE A - MATCH 22



MATCH TEAM STATISTICS  
参赛队技术统计 / STATISTIQUES DU MATCH PAR ÉQUIPE

**ROU 28 - 23 ANG**  
(16 - 7) (12 - 16)

Referees: (1) AIRES MENEZES J / (2) APARECIDO PINTO R (BRA)

**ANG - Angola**

**Shots Distribution**

Players  
Goals / Shots

2 EDUARDO M	3 BENGUE IM	4 CARLOS ADJ	5 TRINDADE FJ	6 CALANDULA BM	8 De ALMEIDA N	9 DOMBAXI WWB
0/1	2/3	0/1	1-Post		1/1	
2/2	4/4	0/1			3/3	1/1
	2-Blocked	1-Blocked			2-Blocked	

10 FERNANDES IS	13 KIALA L	14 BERNARDO NM	15 CAILO EJF	17 VIEGAS EAB
1/1	1/3	0/1	0/1	
2/2	1/1	2/2	0/1	
2-Missed 1-Post	1-Missed 2-Post		1-Missed	

Team	Offence	Defence	Goalkeepers
Goals / Shots			Saves / Shots
1/1	0/1	3/6 Breakthroughs	1/5
7/8	0/5	7/16	2/3
1/1	4/4	2/2	0/5
13/17	3/11	2/3	3/8
7-Missed 6-Post 5-Blocked	8/12	0/1	4/9
	0/0	1/1	
	0/0	1/1	
	0/0	2/3	
	0/0	2/4	
	0/0	6/7 7m	
	3/6	1/2	
	4/5 Fast Breaks	3/6 Fast Breaks	

1 TAVARES MOS	1/5	0/1	0/4
	2/3		3/6
	0/5	3/7	4/9

12 PEDRO MRDC		
	0/1	

**Legend:**  
 % Efficiency      2Min 2 Minute Suspensions      6m 6-metre Shots      7m 7-metre Shots      9m 9-metre Shots  
 AS Assists      BS Blocked Shots      BT Breakthroughs      EX Exclusions      FB Fast Breaks  
 G/S Goals/Shots      n/a not applicable      RC Red Cards      S/S Saves/Shots      ST Steals  
 TF Technical Faults      TP Time Played      Wing Wing Shots      YC Yellow Cards



## RESULTS

比赛成绩 / RÉSULTATS

### FRA 24 - 34 NOR

(12 - 15) (12 - 19)

Referees: (25) KRSTIC N / (26) LJUBIC P (SLO)

#### RUNNING SCORE

##### FRA - NOR

##### FRA - France

Players		Shots								Penalties			
No.	Name	G/S	%	6m	Wing	9m	7m	FB	BT	YC	2Min	RC	EX
4	KAMTO NJITAM Nina	1/2	50	0/1				1/1		1			
5	AYGLON Camille	3/4	75			0/1		2/2	1/1				
8	PECQUEUX-ROLLAND Veronique	0/1	0					0/1			1		
9	BAUDOUIN Paule	6/9	67	1/1	1/2	1/1	3/4	0/1			1		
10	HERBRECHT Sophie	2/9	22			2/9				1			
11	CANO Stephanie	2/5	40		1/4			1/1					
12	LEYNAUD Amandine												
13	WENDLING Isabelle	2/2	100	1/1				1/1			1		
16	NICOLAS Valerie												
19	VANPARYS-TORRES Christine	3/6	50			2/5			1/1				
20	TERVEL Raphaelle	1/3	33		1/2	0/1							
21	TOUNKARA Maakan	1/4	25		1/3			0/1					
23	LACRABERE Alexandra	1/2	50			0/1			1/1	1	1		
24	SIGNATE Mariama	2/7	29			1/6		1/1					
Bench/Team													
Totals		24/54	44	2/3	4/11	6/24	3/4	6/9	3/3	3	4	0	0

Goalkeepers		Saves							
No.	Name	S/S	%	6m	Wing	9m	7m	FB	BT
12	LEYNAUD Amandine	2/11	18	0/1	0/4	2/3		0/2	0/1
16	NICOLAS Valerie	13/38	34	2/8	4/5	6/17		0/5	1/3
Totals		15/49	31	2/9	4/9	8/20	0/0	0/7	1/4

##### NOR - Norway

Players		Shots								Penalties			
No.	Name	G/S	%	6m	Wing	9m	7m	FB	BT	YC	2Min	RC	EX
1	GRIMSBOE Kari Aalvik												
3	NYBERG Katja	6/12	50	1/1		4/10		1/1		1			
4	AAMODT Ragnhild	1/2	50	1/1	0/1								
5	SNORROEGGEN Goeril	3/3	100		1/1	1/1		1/1					
6	LYBEKK Else Marthe Soerlie									1	1		
7	NOESTVOLD Tonje	3/9	33		0/1	2/7			1/1				
8	BREIVANG Karoline Dyhre	2/2	100	1/1				1/1			1		
9	LUNDE Kristine												
10	HAMMERSENG Gro	4/8	50	1/4		2/2		1/1	0/1	1	1		
11	JOHANSEN Kari Mette	3/3	100	2/2	1/1								
13	FRAFJORD Marit Malm	1/2	50	1/2									
14	LARSEN Tonje	5/7	71			2/4		1/1	2/2				
16	HARALDSEN Katrine Lunde												
18	RIEGELHUTH Linn-Kristin	6/9	67		3/5	1/2		2/2					
Bench/Team													
Totals		34/57	60	7/11	5/9	12/26	0/0	7/7	3/4	3	3	0	0

Goalkeepers		Saves							
No.	Name	S/S	%	6m	Wing	9m	7m	FB	BT
1	GRIMSBOE Kari Aalvik	1/3	33	0/1			1/2		
16	HARALDSEN Katrine Lunde	17/39	44	1/2	6/10	8/14	0/2	2/8	0/3
Totals		18/42	43	1/3	6/10	8/14	1/4	2/8	0/3

1st Half	
WENDLING I	1 (1') 0
HERBRECHT S	1 (1') 1 HAMMERSENG G
	2 (3') 1
	2 (4') 2 LARSEN T
	2 (6') 3 NYBERG K
WENDLING I	3 (7') 3
	3 (8') 4 HAMMERSENG G
TERVEL R	4 (8') 4
	4 (8') 5 NOESTVOLD T
AYGLON C	5 (8') 5
	5 (11') 6 LARSEN T
BAUDOUIN P	6 (11') 6
	6 (14') 7 NOESTVOLD T
	6 (15') 8 HAMMERSENG G
BAUDOUIN P	7 (16') 8
	7 (18') 9 RIEGELHUTH L
	7 (19') 10 NYBERG K
HERBRECHT S	8 (20') 10
	8 (22') 11 JOHANSEN KM
TOUNKARA M	9 (23') 11
	9 (24') 12 JOHANSEN KM
	9 (24') 13 AAMODT R
BAUDOUIN P	10 (25') 13
	10 (26') 14 NOESTVOLD T
SIGNATE M	11 (26') 14
AYGLON C	12 (28') 14
	12 (30') 15 NYBERG K

2nd Half	
KAMTO NJITAM N	13 (33') 15
CANO S	14 (34') 15
	14 (34') 16 LARSEN T
VANPARYS-TORRES C	15 (35') 16
	15 (37') 17 LARSEN T
	15 (38') 18 RIEGELHUTH L
AYGLON C	16 (39') 18
	16 (39') 19 JOHANSEN KM
VANPARYS-TORRES C	17 (40') 19
	17 (40') 20 LARSEN T
	17 (41') 21 RIEGELHUTH L
LACRABERE A	18 (42') 21
	18 (42') 22 RIEGELHUTH L
	18 (43') 23 RIEGELHUTH L
	18 (44') 24 BREIVANG KD
VANPARYS-TORRES C	19 (45') 24
	19 (46') 25 RIEGELHUTH L
BAUDOUIN P	20 (46') 25
	20 (46') 26 NYBERG K
	20 (47') 27 NYBERG K
BAUDOUIN P	21 (52') 27
	21 (53') 28 BREIVANG KD
	21 (55') 29 FRAFJORD MM
	21 (57') 30 SNORROEGGEN G
CANO S	22 (57') 30
	22 (58') 31 HAMMERSENG G
SIGNATE M	23 (59') 31
	23 (59') 32 SNORROEGGEN G
BAUDOUIN P	24 (59') 32
	24 (60') 33 SNORROEGGEN G
	24 (60') 34 NYBERG K

Legend:									
%	Efficiency	2Min	2 Minute Suspensions	6m	6-metre Shots	7m	7-metre Shots	9m	9-metre Shots
BT	Breakthroughs	EX	Exclusions	FB	Fast Breaks	G/S	Goals/Shots	RC	Red Cards
S/S	Saves/Shots	Wing	Wing Shots	YC	Yellow Cards				



## MATCH TEAM STATISTICS

参赛队技术统计 / STATISTIQUES DU MATCH PAR ÉQUIPE

**FRA 24 - 34 NOR**

(12 - 15) (12 - 19)

Referees: (25) KRSTIC N / (26) LJUBIC P (SLO)

### FRA - France

No.	Name	Shots								Offence		Defence		Penalties				TP
		G/S	%	6m	Wing	9m	7m	FB	BT	AS	TF	ST	BS	YC	2Min	RC	EX	
4	KAMTO NJITAM Nina	1/2	50	0/1				1/1		2		1		1				27:55
5	AYGLON Camille	3/4	75			0/1		2/2	1/1	3	3							38:20
8	PECQUEUX-ROLLAND Veronique	0/1	0					0/1		4	2				1			25:47
9	BAUDOUIN Paule	6/9	67	1/1	1/2	1/1	3/4	0/1							1			25:11
10	HERBRECHT Sophie	2/9	22			2/9				2	2			1				40:13
11	CANO Stephanie	2/5	40		1/4			1/1										32:31
12	LEYNAUD Amandine																	13:46
13	WENDLING Isabelle	2/2	100	1/1				1/1			1	1			1			40:05
16	NICOLAS Valerie											1						46:14
19	VANPARYS-TORRES Christine	3/6	50			2/5			1/1		1							16:18
20	TERVEL Raphaelle	1/3	33		1/2	0/1												38:21
21	TOUNKARA Maakan	1/4	25		1/3			0/1										27:29
23	LACRABERE Alexandra	1/2	50			0/1			1/1					1	1			22:47
24	SIGNATE Mariama	2/7	29			1/6		1/1		1	3	3						25:03
	Bench/Team																	
<b>Totals</b>		24/54	44	2/3	4/11	6/24	3/4	6/9	3/3	12	12	6	0	3	4	0	0	

No.	Name	Total Shots		6m Shots		Wing Shots		9m Shots		7m Shots		Fast Breaks		Breakthroughs	
		S/S	%	S/S	%	S/S	%	S/S	%	S/S	%	S/S	%	S/S	%
12	LEYNAUD Amandine	2/11	18	0/1	0	0/4	0	2/3	67			0/2	0	0/1	0
16	NICOLAS Valerie	13/38	34	2/8	25	4/5	80	6/17	35			0/5	0	1/3	33
<b>Totals</b>		15/49	31	2/9	22	4/9	44	8/20	40	0/0	0	0/7	0	1/4	25

Team Shots	Goals	Saves	Missed	Post	Blocked	Total	%
6m Shots	2	1	0	0	0	3	67
Wing Shots	4	6	0	1	0	11	36
9m Shots	6	8	4	0	6	24	25
7m Shots	3	1	0	0	n/a	4	75
Fast Breaks	6	2	1	0	0	9	67
Breakthroughs	3	0	0	0	0	3	100
<b>Totals</b>	24	18	5	1	6	54	44

Number of Attacks: 63, Scoring Efficiency: 38%





**OSC GYMNASIUM**  
 奥体中心体育馆  
 GYMNASE DU CSO

FRI 星期五 VEN  
 15 AUG 2008  
 19:00

**HANDBALL**  
 手球 / HANDBALL

**WOMEN**  
 女子项目 / FEMMES

**PRELIMINARY GROUP A - MATCH 23**  
 预赛A组 - 第23场 / PRÉLIMINAIRE GROUPE A - MATCH 23



**MATCH TEAM STATISTICS**  
 参赛队技术统计 / STATISTIQUES DU MATCH PAR ÉQUIPE

**FRA 24 - 34 NOR**  
 (12 - 15) (12 - 19)

Referees: (25) KRSTIC N / (26) LJUBIC P (SLO)

**FRA - France**

**Shots Distribution**

Players			Goals / Shots			
4 KAMTO NJITAM N	5 AYGLON C	8 PECQUEUX-ROLLAND V	9 BAUDOIN P	10 HERBRECHT S	11 CANO S	13 WENDLING I
1/2	1/1 1/1 0/1	1-Missed	1-Post	0/1	0/1	1/1
19 VANPARYS-TORRES C	20 TERVEL R	21 TOUNKARA M	23 LACRABERE A	24 SIGNATE M		
0/1	0/1 1/2	1/2 0/1 0/1	1-Missed	3-Missed 1-Blocked		
1/1 1/1 1/1	2-Blocked					

Team	Offence	Defence	Goalkeepers
Goals / Shots			Saves / Shots
2/5 3/4 5/7 5-Missed 1-Post 6-Blocked	<p>3/3 Breakthroughs</p> <p>6/9 Fast Breaks</p> <p>3/4 7m</p>	<p>3/4 Breakthroughs</p> <p>7/7 Fast Breaks</p> <p>0/0 7m</p>	<p>3/6 2/5 2/4</p> <p>2/2 3/5</p> <p>0/10 2/9 1/8</p>
			12 LEYNAUD A
			16 NICOLAS V



## MATCH TEAM STATISTICS

参赛队技术统计 / STATISTIQUES DU MATCH PAR ÉQUIPE

**FRA 24 - 34 NOR**

(12 - 15) (12 - 19)

Referees: (25) KRSTIC N / (26) LJUBIC P (SLO)

### NOR - Norway

No.	Name	Shots								Offence		Defence		Penalties			TP	
		G/S	%	6m	Wing	9m	7m	FB	BT	AS	TF	ST	BS	YC	2Min	RC		EX
1	GRIMSBOE Kari Aalvik																	1:25
3	NYBERG Katja	6/12	50	1/1		4/10		1/1		4	3	2	1	1				50:48
4	AAMODT Ragnhild	1/2	50	1/1	0/1						1							8:05
5	SNORROEGGEN Goeril	3/3	100		1/1	1/1		1/1				1						18:20
6	LYBEKK Else Marthe Soerlie											1		1	1			38:38
7	NOESTVOLD Tonje	3/9	33		0/1	2/7			1/1	2	1							31:41
8	BREIVANG Karoline Dyhre	2/2	100	1/1				1/1				1			1			16:28
9	LUNDE Kristine										1							5:15
10	HAMMERSENG Gro	4/8	50	1/4		2/2		1/1	0/1	3	1	1		1	1			45:51
11	JOHANSEN Kari Mette	3/3	100	2/2	1/1													41:40
13	FRAFJORD Marit Malm	1/2	50	1/2														21:22
14	LARSEN Tonje	5/7	71			2/4		1/1	2/2	2	2		4					36:52
16	HARALDSEN Katrine Lunde																	57:31
18	RIEGELHUTH Linn-Kristin	6/9	67		3/5	1/2		2/2			1	1						46:04
	Bench/Team										1							
<b>Totals</b>		34/57	60	7/11	5/9	12/26	0/0	7/7	3/4	11	11	7	5	3	3	0	0	

No.	Name	Total Shots		6m Shots		Wing Shots		9m Shots		7m Shots		Fast Breaks		Breakthroughs	
		S/S	%	S/S	%	S/S	%	S/S	%	S/S	%	S/S	%	S/S	%
1	GRIMSBOE Kari Aalvik	1/3	33	0/1	0					1/2	50				
16	HARALDSEN Katrine Lunde	17/39	44	1/2	50	6/10	60	8/14	57	0/2	0	2/8	25	0/3	0
<b>Totals</b>		18/42	43	1/3	33	6/10	60	8/14	57	1/4	25	2/8	25	0/3	0

Team Shots	Goals	Saves	Missed	Post	Blocked	Total	%
6m Shots	7	2	2	0	0	11	64
Wing Shots	5	4	0	0	0	9	56
9m Shots	12	8	2	4	0	26	46
7m Shots					n/a		
Fast Breaks	7	0	0	0	0	7	100
Breakthroughs	3	1	0	0	0	4	75
<b>Totals</b>	34	15	4	4	0	57	60

Number of Attacks: 64, Scoring Efficiency: 53%



**MATCH TEAM STATISTICS**  
 参赛队技术统计 / STATISTIQUES DU MATCH PAR ÉQUIPE

**FRA 24 - 34 NOR**  
 (12 - 15) (12 - 19)

Referees: (25) KRSTIC N / (26) LJUBIC P (SLO)

**NOR - Norway**

**Shots Distribution**

Players			Goals / Shots			
3 NYBERG K	4 AAMODT R	5 SNORROEGGEN G	6 LYBEKK EMS	7 NOESTVOLD T	8 BREIVANG KD	9 LUNDE K
1/2		0/1		0/2	0/1	
0/1				0/1		1/1
1/1	1/3	1/1		1/1	1/1	
2-Post			2-Post			
10 HAMMERSENG G	11 JOHANSEN KM	13 FRAFJORD MM	14 LARSEN T	18 RIEGELHUTH L		
1/1		0/1	1/1	1/1	2/2	0/1
						0/1
	1/1	2/3	2/2	2/2	2/2	1/1
2-Missed			1-Missed	1-Missed		

Team	Offence	Defence	Goalkeepers
Goals / Shots			Saves / Shots
3/6	3/4 Breakthroughs	3/3 Breakthroughs	3/5
0/2	7/17	3/13	1/2
10/10	7/7 Fast Breaks	0/0	3/6
4-Missed		3/9	1/4
4-Post		0/2	2/7
		0/0	2/5
		0/0	3/7
		3/4 7m	
		2/7	1 GRIMSBOE KA
			1/1
			0/1
			0/1
			16 HARALDSEN KL
			3/5
			1/2
			2/5
			1/4
			3/5
			2/6
			2/5
			3/7

Legend:							
%	Efficiency	2Min	2 Minute Suspensions	6m	6-metre Shots	7m	7-metre Shots
AS	Assists	BS	Blocked Shots	BT	Breakthroughs	EX	Exclusions
G/S	Goals/Shots	n/a	not applicable	RC	Red Cards	S/S	Saves/Shots
TF	Technical Faults	TP	Time Played	Wing	Wing Shots	YC	Yellow Cards
						9m	9-metre Shots
						FB	Fast Breaks
						ST	Steals



## RESULTS

比赛成绩 / RÉSULTATS

### ANG 24 - 24 KAZ

(16 - 14) (8 - 10)

Referees: (21) DIN C / (22) DINU S (ROU)

#### ANG - Angola

Players		Shots								Penalties			
No.	Name	G/S	%	6m	Wing	9m	7m	FB	BT	YC	2Min	RC	EX
1	TAVARES Maria Odete Sanches										1		
2	EDUARDO Maria Teresa Neto Joaquim	4/8	50	1/1		0/3			3/4	1	1		
3	BENGUE Ilda Maria	6/13	46	0/1		3/9	2/2		1/1				
4	CARLOS Azenaide Danila Jose	0/1	0			0/1							
5	TRINDADE Filomena Jose	2/4	50		1/2			0/1	1/1		1		
6	CALANDULA Bombo Madalena												
8	De ALMEIDA Nair Filipe Pires	5/17	29	0/1		2/13			3/3	1			
9	DOMBAXI Wuta Waco Bige	1/3	33	0/1		0/1			1/1				
10	FERNANDES Isabel Sambovo	0/3	0	0/1		0/1		0/1					
12	PEDRO Maria Rosa da Costa												
14	BERNARDO Natalia Maria	3/5	60		0/1			1/2	2/2				
15	CAILO Elisabeth Jurema Faro											1	
17	VIEGAS Elizabeth Amelia Basilio	3/3	100	3/3						1	1		
	Bench/Team												
Totals		24/57	42	4/8	1/3	5/28	2/2	1/4	11/12	3	5	0	0

Goalkeepers		Saves							
No.	Name	S/S	%	6m	Wing	9m	7m	FB	BT
1	TAVARES Maria Odete Sanches	8/26	31	0/3	0/2	8/12	0/5	0/2	0/2
12	PEDRO Maria Rosa da Costa	2/8	25	1/1		1/2	0/3	0/1	0/1
Totals		10/34	29	1/4	0/2	9/14	0/8	0/3	0/3

#### KAZ - Kazakhstan

Players		Shots								Penalties			
No.	Name	G/S	%	6m	Wing	9m	7m	FB	BT	YC	2Min	RC	EX
2	NIKANDROVA Xeniya	0/1	0			0/1							
4	BORECHKO Irina									1	1		
5	PIKALOVA Marina	1/2	50		1/2						1		
7	ISKAKOVA Gulzira												
10	PORTOVA Yelena	5/5	100	1/1			4/4				2		
12	TRAVNIKOVA Olga												
15	ILYUKHINA Yelena	4/8	50	1/2		2/5			1/1	1	1		
16	PARFENOVA Tatiana												
17	KUBRINA Natalya	5/5	100		1/1			2/2	2/2				
19	YAKOVLEVA Natalya	2/11	18			2/11							
20	VASSILYEVA Yana	2/3	67	1/2				1/1		1			
21	AJIDERSKAYA Olga	5/19	26			1/14	4/5						
22	MARKOVICH Yuliya												
24	TYAPKOVA Yekaterina	0/1	0			0/1							
	Bench/Team												
Totals		24/55	44	3/5	2/3	5/32	8/9	3/3	3/3	3	5	0	0

Goalkeepers		Saves							
No.	Name	S/S	%	6m	Wing	9m	7m	FB	BT
12	TRAVNIKOVA Olga	16/29	55	3/5	2/2	8/11	0/2	2/2	1/7
16	PARFENOVA Tatiana	2/13	15	0/2	0/1	1/3		1/2	0/5
Totals		18/42	43	3/7	2/3	9/14	0/2	3/4	1/12

#### RUNNING SCORE

##### ANG - KAZ

1st Half	
0 (2') 1	AJIDERSKAYA O
1 (2') 1	VIEGAS EAB
2 (3') 1	BENGUE IM
2 (4') 2	KUBRINA N
3 (4') 2	VIEGAS EAB
3 (4') 3	ILYUKHINA Y
3 (7') 4	AJIDERSKAYA O
3 (8') 5	YAKOVLEVA N
3 (9') 6	KUBRINA N
4 (9') 6	De ALMEIDA N
4 (10') 7	ILYUKHINA Y
5 (11') 7	TRINDADE FJ
5 (12') 8	AJIDERSKAYA O
6 (13') 8	BENGUE IM
7 (14') 8	De ALMEIDA N
8 (15') 8	BERNARDO NM
9 (16') 8	De ALMEIDA N
10 (17') 8	TRINDADE FJ
11 (18') 8	BERNARDO NM
11 (18') 9	YAKOVLEVA N
11 (19') 10	KUBRINA N
12 (20') 10	EDUARDO M
13 (21') 10	BENGUE IM
13 (23') 11	PORTOVA Y
14 (23') 11	VIEGAS EAB
14 (25') 12	VASSILYEVA Y
15 (26') 12	De ALMEIDA N
15 (26') 13	VASSILYEVA Y
16 (27') 13	BERNARDO NM
16 (28') 14	AJIDERSKAYA O

##### 2nd Half

16 (35') 15	AJIDERSKAYA O
17 (37') 15	EDUARDO M
18 (37') 15	BENGUE IM
18 (38') 16	ILYUKHINA Y
19 (39') 16	De ALMEIDA N
19 (40') 17	PIKALOVA M
19 (41') 18	PORTOVA Y
19 (42') 19	PORTOVA Y
19 (44') 20	KUBRINA N
20 (45') 20	DOMBAXI WWB
20 (46') 21	KUBRINA N
20 (46') 22	PORTOVA Y
20 (48') 23	ILYUKHINA Y
21 (52') 23	BENGUE IM
21 (53') 24	PORTOVA Y
22 (53') 24	EDUARDO M
23 (54') 24	EDUARDO M
24 (59') 24	BENGUE IM

Legend:									
%	Efficiency	2Min	2 Minute Suspensions	6m	6-metre Shots	7m	7-metre Shots	9m	9-metre Shots
BT	Breakthroughs	EX	Exclusions	FB	Fast Breaks	G/S	Goals/Shots	RC	Red Cards
S/S	Saves/Shots	Wing	Wing Shots	YC	Yellow Cards				



## MATCH TEAM STATISTICS

参赛队技术统计 / STATISTIQUES DU MATCH PAR ÉQUIPE

### ANG 24 - 24 KAZ

(16 - 14) (8 - 10)

Referees: (21) DIN C / (22) DINU S (ROU)

#### ANG - Angola

No.	Name	Shots								Offence		Defence			Penalties			TP
		G/S	%	6m	Wing	9m	7m	FB	BT	AS	TF	ST	BS	YC	2Min	RC	EX	
1	TAVARES Maria Odete Sanches										1							51:11
2	EDUARDO Maria Teresa Neto Joaquim	4/8	50	1/1		0/3				3/4	3	1		2	1	1		52:22
3	BENGUE Ilda Maria	6/13	46	0/1		3/9	2/2			1/1			2	1				49:11
4	CARLOS Azenaide Danila Jose	0/1	0			0/1												11:30
5	TRINDADE Filomena Jose	2/4	50		1/2			0/1	1/1	1	1					1		41:00
6	CALANDULA Bombo Madalena																	3:02
8	De ALMEIDA Nair Filipe Pires	5/17	29	0/1		2/13				3/3	1	1			1			57:09
9	DOMBAXI Wuta Waco Bige	1/3	33	0/1		0/1				1/1		1						9:57
10	FERNANDES Isabel Sambovo	0/3	0	0/1		0/1		0/1					2	2				39:02
12	PEDRO Maria Rosa da Costa																	11:02
14	BERNARDO Natalia Maria	3/5	60		0/1			1/2	2/2	1		1						34:28
15	CAILO Elisabeth Jurema Faro															1		8:10
17	VIEGAS Elizabeth Amelia Basilio	3/3	100	3/3							3	1	2	1	1			51:56
	Bench/Team																	
<b>Totals</b>		24/57	42	4/8	1/3	5/28	2/2	1/4	11/12	6	8	7	7	3	5	0	0	

No.	Name	Total Shots		6m Shots		Wing Shots		9m Shots		7m Shots		Fast Breaks		Breakthroughs	
		S/S	%	S/S	%	S/S	%	S/S	%	S/S	%	S/S	%	S/S	%
1	TAVARES Maria Odete Sanches	8/26	31	0/3	0	0/2	0	8/12	67	0/5	0	0/2	0	0/2	0
12	PEDRO Maria Rosa da Costa	2/8	25	1/1	100			1/2	50	0/3	0	0/1	0	0/1	0
<b>Totals</b>		10/34	29	1/4	25	0/2	0	9/14	64	0/8	0	0/3	0	0/3	0

Team Shots	Goals	Saves	Missed	Post	Blocked	Total	%
6m Shots	4	3	1	0	0	8	50
Wing Shots	1	2	0	0	0	3	33
9m Shots	5	9	7	3	4	28	18
7m Shots	2	0	0	0	n/a	2	100
Fast Breaks	1	3	0	0	0	4	25
Breakthroughs	11	1	0	0	0	12	92
<b>Totals</b>	24	18	8	3	4	57	42

Number of Attacks: 57, Scoring Efficiency: 42%



**MATCH TEAM STATISTICS**  
 参赛队技术统计 / STATISTIQUES DU MATCH PAR ÉQUIPE

**ANG 24 - 24 KAZ**  
 (16 - 14) (8 - 10)

Referees: (21) DIN C / (22) DINU S (ROU)

**ANG - Angola**

**Shots Distribution**

Players			Goals / Shots			
2 EDUARDO M	3 BENGUE IM	4 CARLOS ADJ	5 TRINDADE FJ	6 CALANDULA BM	8 De ALMEIDA N	9 DOMBAXI WWB
0/1	1/1 1/2 0/1 1/1		0/2		1/1 0/1 0/2	1/1 0/1
1/1	3/4		2/2		3/4	0/1
1-Missed	1-Blocked 3-Missed	1-Blocked			4-Missed 3-Post 1-Blocked	
10 FERNANDES IS	14 BERNARDO NM	15 CAILO EJF	17 VIEGAS EAB			
0/2	1/1 0/2 2/2		2/2 1/1			
1-Blocked						

Team	Offence	Defence	Goalkeepers
Goals / Shots			Saves / Shots
3/3 1/7 7/8	<p>11/12 Breakthroughs</p> <p>1/2 0/1 1/5</p> <p>4/5 3/15</p> <p>2/2 7m 0/2 1/8</p> <p>0/1 1/4 Fast Breaks</p>	<p>3/3 Breakthroughs</p> <p>0/1 1/1</p> <p>4/21 1/2</p> <p>1/10 1/2</p> <p>3/3 Fast Breaks</p>	<p>1/6 0/2</p> <p>4/6 4/9</p> <p>1/8 0/3</p>
8-Missed 3-Post 4-Blocked			1 TAVARES MOS
			1/6 0/1
			3/4 3/6
			1/6 0/3
			12 PEDRO MRDC
			0/1
			1/2 1/3
			0/2



## MATCH TEAM STATISTICS

参赛队技术统计 / STATISTIQUES DU MATCH PAR ÉQUIPE

### ANG 24 - 24 KAZ

(16 - 14) (8 - 10)

Referees: (21) DIN C / (22) DINU S (ROU)

#### KAZ - Kazakhstan

Players		Shots								Offence		Defence		Penalties				TP
No.	Name	G/S	%	6m	Wing	9m	7m	FB	BT	AS	TF	ST	BS	YC	2Min	RC	EX	
2	NIKANDROVA Xeniya	0/1	0			0/1												7:24
4	BORECHKO Irina													1	1			26:24
5	PIKALOVA Marina	1/2	50		1/2											1		37:25
7	ISKAKOVA Gulzira																	
10	PORTOVA Yelena	5/5	100	1/1			4/4				2	1				2		40:05
12	TRAVNIKOVA Olga									1	2							59:21
15	ILYUKHINA Yelena	4/8	50	1/2		2/5			1/1	3	3			1	1			56:26
16	PARFENOVA Tatiana																	0:39
17	KUBRINA Natalya	5/5	100		1/1			2/2	2/2		1							59:38
19	YAKOVLEVA Natalya	2/11	18			2/11				3	2							28:24
20	VASSILYEVA Yana	2/3	67	1/2				1/1			1		2	1				31:13
21	AJIDERSKAYA Olga	5/19	26			1/14	4/5						2					39:31
22	MARKOVICH Yuliya																	
24	TYAPKOVA Yekaterina	0/1	0			0/1				1	1							33:30
	Bench/Team																	
<b>Totals</b>		24/55	44	3/5	2/3	5/32	8/9	3/3	3/3	8	12	1	4	3	5	0	0	

Goalkeepers		Total Shots		6m Shots		Wing Shots		9m Shots		7m Shots		Fast Breaks		Breakthroughs	
No.	Name	S/S	%	S/S	%	S/S	%	S/S	%	S/S	%	S/S	%	S/S	%
12	TRAVNIKOVA Olga	16/29	55	3/5	60	2/2	100	8/11	73	0/2	0	2/2	100	1/7	14
16	PARFENOVA Tatiana	2/13	15	0/2	0	0/1	0	1/3	33			1/2	50	0/5	0
<b>Totals</b>		18/42	43	3/7	43	2/3	67	9/14	64	0/2	0	3/4	75	1/12	8

Team Shots	Goals	Saves	Missed	Post	Blocked	Total	%
6m Shots	3	1	1	0	0	5	60
Wing Shots	2	0	1	0	0	3	67
9m Shots	5	9	3	8	7	32	16
7m Shots	8	0	0	1	n/a	9	89
Fast Breaks	3	0	0	0	0	3	100
Breakthroughs	3	0	0	0	0	3	100
<b>Totals</b>	24	10	5	9	7	55	44

Number of Attacks: 57, Scoring Efficiency: 42%



**MATCH TEAM STATISTICS**  
 参赛队技术统计 / STATISTIQUES DU MATCH PAR ÉQUIPE

**ANG 24 - 24 KAZ**  
 (16 - 14) (8 - 10)

Referees: (21) DIN C / (22) DINU S (ROU)

**KAZ - Kazakhstan**

**Shots Distribution**

Players			Goals / Shots			
2 NIKANDROVA X	4 BORECHKO I	5 PIKALOVA M	7 ISKAKOVA G	10 PORTOVA Y	15 ILYUKHINA Y	17 KUBRINA N
1-Blocked		1-Missed		3/3	1/1 1/1 1/1	2/2 1/1
19 YAKOVLEVA N	20 VASSILYEVA Y	21 AJIDERSKAYA O	22 MARKOVICH Y	24 TYAPKOVA Y		
1-Missed 3-Post 2-Blocked	2/2 0/1	1/1 1/4 1/2		1-Missed		

Team	Offence	Defence	Goalkeepers
Goals / Shots	Breakthroughs		Saves / Shots
5/6 2/6 7/8 5-Missed 9-Post 7-Blocked	1/2 1/2 1/10 1/2 4/21 1/1 0/1 8/9 7m 1/1 3/3 Fast Breaks	11/12 Breakthroughs 1/8 3/15 1/5 1/4 Fast Breaks	0/3 6/7 1/8 0/1 4/5 4/13 12 TRAVNIKOVA O 0/3 5/5 1/4 1/1 2/3 4/5 3/8 16 PARFENOVA T 0/1 1/2 0/4 0/1 1/5

Legend:							
%	Efficiency	2Min	2 Minute Suspensions	6m	6-metre Shots	7m	7-metre Shots
AS	Assists	BS	Blocked Shots	BT	Breakthroughs	EX	Exclusions
G/S	Goals/Shots	n/a	not applicable	RC	Red Cards	S/S	Saves/Shots
TF	Technical Faults	TP	Time Played	Wing	Wing Shots	YC	Yellow Cards
							9m
							9-metre Shots
							FB
							Fast Breaks
							ST
							Steals





## RESULTS

比赛成绩 / RÉSULTATS

### NOR 24 - 23 ROU

(12 - 11) (12 - 12)

Referees: (23) CHERNEGA I / (24) POLADENKO V (RUS)

#### RUNNING SCORE

##### NOR - ROU

#### NOR - Norway

Players		Shots								Penalties			
No.	Name	G/S	%	6m	Wing	9m	7m	FB	BT	YC	2Min	RC	EX
1	GRIMSBOE Kari Aalvik												
3	NYBERG Katja												
4	AAMODT Ragnhild	1/1	100		1/1								
5	SNORROEGGEN Goeril	1/2	50			0/1			1/1				
6	LYBEKK Else Marthe Soerlie	4/7	57	3/5			0/1	1/1			2		
7	NOESTVOLD Tonje	3/7	43			0/4	3/3						
8	BREIVANG Karoline Dyhre	1/3	33	1/1		0/1		0/1		1	1		
9	LUNDE Kristine	3/7	43	1/3		2/3			0/1		1		
10	HAMMERSENG Gro	3/9	33	1/1		0/4	0/1	2/3					
11	JOHANSEN Kari Mette	4/7	57	0/1	2/4			2/2					
13	FRAFJORD Marit Malm	1/1	100	1/1									
14	LARSEN Tonje	1/3	33			1/2		0/1					
16	HARALDSEN Katrine Lunde												
18	RIEGELHUTH Linn-Kristin	2/5	40	0/1	0/1			2/3		1			
	Bench/Team												
	Totals	24/52	46	7/13	3/6	3/15	3/5	7/11	1/2	2	4	0	0

Goalkeepers		Saves							
No.	Name	S/S	%	6m	Wing	9m	7m	FB	BT
1	GRIMSBOE Kari Aalvik								
16	HARALDSEN Katrine Lunde	14/37	38	2/5	1/3	9/17	0/2	2/8	0/2
	Totals	15/38	39	2/5	1/3	9/17	0/2	3/9	0/2

#### ROU - Romania

Players		Shots								Penalties			
No.	Name	G/S	%	6m	Wing	9m	7m	FB	BT	YC	2Min	RC	EX
1	PISLARU Tereza												
2	MAIER Ramona	4/8	50		1/3	0/1	2/2	1/2					
4	BIRSAN Florina												
5	AMARIEI Carmen	5/15	33			4/12		0/2	1/1				
7	OLTEANU Adriana												
8	NEAGU Cristina Georgiana	4/11	36			4/11				1	1		
9	BRADEANU Aurelia	0/5	0			0/4		0/1					
10	STANCA Ionela	5/6	83	3/4				2/2			1		
12	TOLNAI Talida												
15	ELISEI Neli	2/5	40		1/2	0/1		0/1	1/1		2		
16	DINU Luminita	1/1	100					1/1					
18	MEIROSU Laura												
19	BESE Valeria	0/4	0	0/1		0/3				1			
99	LECUSANU Narcisa	2/2	100					2/2		1	1		
	Bench/Team									1	1	1	
	Totals	23/57	40	3/5	2/5	8/32	2/2	6/11	2/2	4	6	1	0

Goalkeepers		Saves							
No.	Name	S/S	%	6m	Wing	9m	7m	FB	BT
1	PISLARU Tereza								
12	TOLNAI Talida								
16	DINU Luminita	20/44	45	5/12	2/5	8/11	2/5	3/10	0/1
	Totals	20/44	45	5/12	2/5	8/11	2/5	3/10	0/1

1st Half	
	0 (2') 1 AMARIEI C
HAMMERSENG G	1 (2') 1
	1 (4') 2 STANCA I
LYBEKK EMS	2 (5') 2
RIEGELHUTH L	3 (6') 2
	3 (9') 3 NEAGU CG
	3 (10') 4 ELISEI N
JOHANSEN KM	4 (10') 4
LYBEKK EMS	5 (13') 4
LYBEKK EMS	6 (14') 4
	6 (15') 5 AMARIEI C
	6 (16') 6 NEAGU CG
	6 (17') 7 LECUSANU N
HAMMERSENG G	7 (18') 7
	7 (20') 8 NEAGU CG
SNORROEGGEN G	8 (20') 8
JOHANSEN KM	9 (21') 8
LYBEKK EMS	10 (22') 8
LUNDE K	11 (25') 8
	11 (26') 9 DINU L
AAMODT R	12 (27') 9
	12 (29') 10 LECUSANU N
	12 (30') 11 MAIER R

2nd Half	
	12 (31') 12 STANCA I
LUNDE K	13 (32') 12
BREIVANG KD	14 (33') 12
	14 (37') 13 NEAGU CG
	14 (38') 14 ELISEI N
	14 (41') 15 MAIER R
NOESTVOLD T	15 (42') 15
	15 (42') 16 MAIER R
LARSEN T	16 (43') 16
	16 (44') 17 MAIER R
FRAFJORD MM	17 (44') 17
HAMMERSENG G	18 (45') 17
JOHANSEN KM	19 (47') 17
	19 (48') 18 STANCA I
RIEGELHUTH L	20 (50') 18
	20 (53') 19 AMARIEI C
	20 (53') 20 STANCA I
	20 (54') 21 STANCA I
NOESTVOLD T	21 (55') 21
	21 (56') 22 AMARIEI C
JOHANSEN KM	22 (56') 22
NOESTVOLD T	23 (57') 22
	23 (57') 23 AMARIEI C
LUNDE K	24 (58') 23

Legend:									
%	Efficiency	2Min	2 Minute Suspensions	6m	6-metre Shots	7m	7-metre Shots	9m	9-metre Shots
BT	Breakthroughs	EX	Exclusions	FB	Fast Breaks	G/S	Goals/Shots	RC	Red Cards
S/S	Saves/Shots	Wing	Wing Shots	YC	Yellow Cards				



## MATCH TEAM STATISTICS

参赛队技术统计 / STATISTIQUES DU MATCH PAR ÉQUIPE

### NOR 24 - 23 ROU

(12 - 11) (12 - 12)

Referees: (23) CHERNEGA I / (24) POLADENKO V (RUS)

#### NOR - Norway

No.	Name	Shots								Offence		Defence		Penalties			TP	
		G/S	%	6m	Wing	9m	7m	FB	BT	AS	TF	ST	BS	YC	2Min	RC		EX
1	GRIMSBOE Kari Aalvik																	
3	NYBERG Katja																	
4	AAMODT Ragnhild	1/1	100		1/1						1							16:56
5	SNORROEGGEN Goeril	1/2	50			0/1			1/1		1							11:21
6	LYBEKK Else Marthe Soerlie	4/7	57	3/5			0/1	1/1		3	1	1	1		2			46:58
7	NOESTVOLD Tonje	3/7	43			0/4	3/3			2	1							23:51
8	BREIVANG Karoline Dyhre	1/3	33	1/1		0/1		0/1		1		2	1	1	1			34:27
9	LUNDE Kristine	3/7	43	1/3		2/3			0/1	5	2		5		1			46:42
10	HAMMERSENG Gro	3/9	33	1/1		0/4	0/1	2/3		3	2	1						49:11
11	JOHANSEN Kari Mette	4/7	57	0/1	2/4			2/2			2	1						60:00
13	FRAFJORD Marit Malm	1/1	100	1/1						1	1							13:02
14	LARSEN Tonje	1/3	33			1/2		0/1		2	2	1	1					15:26
16	HARALDSEN Katrine Lunde										1							59:02
18	RIEGELHUTH Linn-Kristin	2/5	40	0/1	0/1			2/3						1				43:04
	Bench/Team																	
<b>Totals</b>		24/52	46	7/13	3/6	3/15	3/5	7/11	1/2	17	14	6	8	2	4	0	0	

No.	Name	Total Shots		6m Shots		Wing Shots		9m Shots		7m Shots		Fast Breaks		Breakthroughs	
		S/S	%	S/S	%	S/S	%	S/S	%	S/S	%	S/S	%	S/S	%
1	GRIMSBOE Kari Aalvik														
16	HARALDSEN Katrine Lunde	14/37	38	2/5	40	1/3	33	9/17	53	0/2	0	2/8	25	0/2	0
<b>Totals</b>		15/38	39	2/5	40	1/3	33	9/17	53	0/2	0	3/9	33	0/2	0

Team Shots	Goals	Saves	Missed	Post	Blocked	Total	%
6m Shots	7	5	1	0	0	13	54
Wing Shots	3	2	1	0	0	6	50
9m Shots	3	8	0	1	3	15	20
7m Shots	3	2	0	0	n/a	5	60
Fast Breaks	7	3	0	0	1	11	64
Breakthroughs	1	0	0	1	0	2	50
<b>Totals</b>	24	20	2	2	4	52	46

Number of Attacks: 57, Scoring Efficiency: 42%



**OSC GYMNASIUM**  
 奥体中心体育馆  
 GYMNASE DU CSO

SUN 星期日 DIM  
 17 AUG 2008  
 14:00

**HANDBALL**  
 手球 / HANDBALL

**WOMEN**  
 女子项目 / FEMMES

**PRELIMINARY GROUP A - MATCH 27**  
 预赛A组 - 第27场 / PRÉLIMINAIRE GROUPE A - MATCH 27



**MATCH TEAM STATISTICS**

参赛队技术统计 / STATISTIQUES DU MATCH PAR ÉQUIPE

**NOR 24 - 23 ROU**  
 (12 - 11) (12 - 12)

**Referees:** (23) CHERNEGA I / (24) POLADENKO V (RUS)

**NOR - Norway**

**Shots Distribution**

Players			Goals / Shots			
3 NYBERG K	4 AAMODT R	5 SNORROEGGEN G	6 LYBEKK EMS	7 NOESTVOLD T	8 BREIVANG KD	9 LUNDE K
0/0	0/0	1/1	0/1	1/1	0/1	0/1
0/0	1/1	0/1	2/2	1/1	1/1	1/1
				3-Blocked		1-Post
10 HAMMERSENG G	11 JOHANSEN KM	13 FRAFJORD MM	14 LARSEN T	18 RIEGELHUTH L		
1/3	1/1	1/1	0/1	1/2	0/1	
1/1	1/2		1/1		1/1	
1-Post	1-Missed		1-Blocked	1-Missed		

Team	Offence	Defence	Goalkeepers
Goals / Shots			Saves / Shots
3/4	1/2 Breakthroughs	2/2 Breakthroughs	1/1
5/8	0/2	6/10	4/5
4/6	4/8	1/16	2/9
2-Missed 2-Post 4-Blocked	7/11 Fast Breaks	6/11 Fast Breaks	0/3
	3/5 7m	3/5 7m	0/1
	2/3	1/6	2/5
	1/5	0/0	2/8
	2/4	0/0	2/8
	2/8	1/3	
			1 GRIMSBOE KA
			16 HARALDSEN KL
			1/1
			4/5
			2/9



## MATCH TEAM STATISTICS

参赛队技术统计 / STATISTIQUES DU MATCH PAR ÉQUIPE

### NOR 24 - 23 ROU

(12 - 11) (12 - 12)

Referees: (23) CHERNEGA I / (24) POLADENKO V (RUS)

#### ROU - Romania

No.	Name	Shots								Offence		Defence		Penalties			TP	
		G/S	%	6m	Wing	9m	7m	FB	BT	AS	TF	ST	BS	YC	2Min	RC		EX
1	PISLARU Tereza																	
2	MAIER Ramona	4/8	50		1/3	0/1	2/2	1/2		1		2						60:00
4	BIRSAN Florina																	7:28
5	AMARIEI Carmen	5/15	33			4/12		0/2	1/1		6		2					37:44
7	OLTEANU Adriana																	1:57
8	NEAGU Cristina Georgiana	4/11	36			4/11				2	1	1		1	1			60:00
9	BRADEANU Aurelia	0/5	0			0/4		0/1			1							11:45
10	STANCA Ionela	5/6	83	3/4				2/2		3	2	1			1			40:47
12	TOLNAI Talida																	
15	ELISEI Neli	2/5	40		1/2	0/1		0/1	1/1	1		2			2			59:31
16	DINU Luminita	1/1	100					1/1		1								60:00
18	MEIROSU Laura																	0:29
19	BESE Valeria	0/4	0	0/1		0/3				1	1		1	1				46:32
99	LECUSANU Narcisa	2/2	100					2/2		2			1	1	1			33:47
	Bench/Team													1	1	1		
<b>Totals</b>		23/57	40	3/5	2/5	8/32	2/2	6/11	2/2	11	11	6	4	4	6	1	0	

No.	Name	Total Shots		6m Shots		Wing Shots		9m Shots		7m Shots		Fast Breaks		Breakthroughs	
		S/S	%	S/S	%	S/S	%	S/S	%	S/S	%	S/S	%	S/S	%
1	PISLARU Tereza														
12	TOLNAI Talida														
16	DINU Luminita	20/44	45	5/12	42	2/5	40	8/11	73	2/5	40	3/10	30	0/1	0
<b>Totals</b>		20/44	45	5/12	42	2/5	40	8/11	73	2/5	40	3/10	30	0/1	0

Team Shots	Goals	Saves	Missed	Post	Blocked	Total	%
6m Shots	3	2	0	0	0	5	60
Wing Shots	2	1	1	1	0	5	40
9m Shots	8	9	3	4	8	32	25
7m Shots	2	0	0	0	n/a	2	100
Fast Breaks	6	3	1	0	1	11	55
Breakthroughs	2	0	0	0	0	2	100
<b>Totals</b>	23	15	5	5	9	57	40

Number of Attacks: 58, Scoring Efficiency: 40%



**MATCH TEAM STATISTICS**  
 参赛队技术统计 / STATISTIQUES DU MATCH PAR ÉQUIPE

**NOR 24 - 23 ROU**  
 (12 - 11) (12 - 12)

Referees: (23) CHERNEGA I / (24) POLADENKO V (RUS)

**ROU - Romania**

**Shots Distribution**

Players			Goals / Shots			
<b>2 MAIER R</b>	<b>4 BIRSAN F</b>	<b>5 AMARIEI C</b>	<b>7 OLTEANU A</b>	<b>8 NEAGU CG</b>	<b>9 BRADEANU A</b>	<b>10 STANCA I</b>
1/1 1/1		0/2 0/1 0/1		1/2 0/1 2/2		0/1
1/1		2/3 1/2 2/2		1/1 0/1 0/1		2/2 3/3
1-Missed 1-Post 1-Blocked		1-Post 3-Blocked		1-Missed 1-Post 1-Blocked	1-Post 4-Blocked	
<b>15 ELISEI N</b>	<b>18 MEIROSU L</b>	<b>19 BESE V</b>	<b>99 LECUSANU N</b>			
0/1 1/1						
0/1 1/1			1/1 1/1			
1-Missed		2-Missed 1-Post				

Team	Offence	Defence	Goalkeepers
Goals / Shots			Saves / Shots
0/1 3/3 1/1	1/3 Breakthroughs 2/2	1/2 Breakthroughs 2/4	1/4 1/1 1/2
1/5 0/2 3/5	0/0 1/6	1/5 2/3	3/8 5/7
7/9 2/4 6/8	3/5 1/16	2/8 4/8	2/6 2/5 5/11
5-Missed 5-Post 9-Blocked	2/2 7m 0/0 6/10	0/2 1/2 3/5 7m	1 PISLARU T
	1/2 6/11 Fast Breaks	7/11 Fast Breaks	12 TOLNAI T
			16 DINU L
			1/4 1/1 1/2
			3/8 5/7
			2/6 2/5 5/11

Legend:			
% Efficiency	<b>2Min</b> 2 Minute Suspensions	<b>6m</b> 6-metre Shots	<b>7m</b> 7-metre Shots
<b>AS</b> Assists	<b>BS</b> Blocked Shots	<b>BT</b> Breakthroughs	<b>EX</b> Exclusions
<b>G/S</b> Goals/Shots	<b>n/a</b> not applicable	<b>RC</b> Red Cards	<b>S/S</b> Saves/Shots
<b>TF</b> Technical Faults	<b>TP</b> Time Played	<b>Wing</b> Wing Shots	<b>YC</b> Yellow Cards
			<b>9m</b> 9-metre Shots
			<b>FB</b> Fast Breaks
			<b>ST</b> Steals



## RESULTS

比赛成绩 / RÉSULTATS

### FRA 18 - 21 CHN

(10 - 9) (8 - 12)

Referees: (29) LIUDOWYK A / (30) VAKULA V (UKR)

#### RUNNING SCORE

##### FRA - CHN

#### FRA - France

Players		Shots								Penalties			
No.	Name	G/S	%	6m	Wing	9m	7m	FB	BT	YC	2Min	RC	EX
4	KAMTO NJITAM Nina	1/3	33	1/1				0/1	0/1	1			
5	AYGLON Camille	4/5	80			2/2		2/2	0/1				
8	PECQUEUX-ROLLAND Veronique	0/2	0	0/2									
9	BAUDOUIN Paule	3/6	50		1/3		2/3						
10	HERBRECHT Sophie	1/7	14	0/2		1/4		0/1			1		
11	CANO Stephanie	1/2	50	1/1				0/1					
12	LEYNAUD Amandine												
13	WENDLING Isabelle	0/1	0					0/1					
16	NICOLAS Valerie												
19	VANPARYS-TORRES Christine	0/2	0			0/2							
20	TERVEL Raphaelle	3/5	60		1/2	0/1		2/2		1			
21	TOUNKARA Maakan	3/7	43	1/1	2/6					1			
23	LACRABERE Alexandra	0/1	0			0/1							
24	SIGNATE Mariama	2/6	33			0/4		1/1	1/1		1		
Bench/Team													
Totals		18/47	38	3/7	4/11	3/14	2/3	5/9	1/3	3	2	0	0

Goalkeepers		Saves							
No.	Name	S/S	%	6m	Wing	9m	7m	FB	BT
12	LEYNAUD Amandine								
16	NICOLAS Valerie	25/46	54	0/4	3/5	13/18	2/4	6/11	1/4
Totals		25/46	54	0/4	3/5	13/18	2/4	6/11	1/4

#### CHN - China

Players		Shots								Penalties			
No.	Name	G/S	%	6m	Wing	9m	7m	FB	BT	YC	2Min	RC	EX
1	LIU Guini												
2	WEI Qiuxiang	1/5	20		0/2	0/1		1/2					
3	LIU Yun	1/3	33				1/3			1			
7	ZHANG Geng	0/2	0		0/1	0/1							
9	WANG Min	2/2	100		1/1			1/1					
10	WANG Shasha	5/12	42	1/1		2/8			2/3	1	1		
12	HUANG Hong												
14	LIU Xiaomei	4/14	29			3/12		1/2			1		
15	SUN Laimiao												
18	WU Wenjuan	4/7	57	3/3	0/1	0/1		0/1	1/1		2		
19	LI Weiwei	1/6	17			0/3	1/2	0/1					
21	LI Bing	1/3	33					1/3		1	2		
22	HUANG Dongjie	2/2	100		1/1			1/1					
23	YAN Meizhu												
Bench/Team													
Totals		21/56	38	4/4	2/6	5/26	2/5	5/11	3/4	3	6	0	0

Goalkeepers		Saves							
No.	Name	S/S	%	6m	Wing	9m	7m	FB	BT
1	LIU Guini	0/1	0				0/1		
12	HUANG Hong	15/32	47	3/6	4/8	6/9	0/1	1/6	1/2
Totals		15/33	45	3/6	4/8	6/9	0/2	1/6	1/2

##### 1st Half

TERVEL R	1 (3') 0	
	1 (5') 1	LIU X
AYGLON C	2 (5') 1	
	2 (7') 2	WANG S
CANO S	3 (8') 2	
	3 (8') 3	WANG S
HERBRECHT S	4 (11') 3	
	4 (12') 4	LI B
TERVEL R	5 (13') 4	
	5 (17') 5	LIU X
	5 (18') 6	WANG S
	5 (20') 7	HUANG D
BAUDOUIN P	6 (20') 7	
	6 (20') 8	WU W
TOUNKARA M	7 (26') 8	
	7 (27') 9	WU W
AYGLON C	8 (28') 9	
AYGLON C	9 (29') 9	
SIGNATE M	10 (30') 9	

##### 2nd Half

	10 (32') 10	WANG S
	10 (33') 11	WEI Q
TERVEL R	11 (33') 11	
	11 (34') 12	WANG S
	11 (37') 13	LI W
	11 (37') 14	LIU X
	11 (39') 15	WANG M
	11 (40') 16	HUANG D
	11 (44') 17	WU W
BAUDOUIN P	12 (44') 17	
	12 (45') 18	LIU Y
TOUNKARA M	13 (45') 18	
TOUNKARA M	14 (46') 18	
	14 (49') 19	WU W
BAUDOUIN P	15 (51') 19	
	15 (51') 20	LIU X
SIGNATE M	16 (53') 20	
AYGLON C	17 (57') 20	
	17 (57') 21	WANG M
KAMTO NJITAM N	18 (60') 21	

#### Legend:

%	Efficiency	2Min	2 Minute Suspensions	6m	6-metre Shots	7m	7-metre Shots	9m	9-metre Shots
BT	Breakthroughs	EX	Exclusions	FB	Fast Breaks	G/S	Goals/Shots	RC	Red Cards
S/S	Saves/Shots	Wing	Wing Shots	YC	Yellow Cards				



## MATCH TEAM STATISTICS

参赛队技术统计 / STATISTIQUES DU MATCH PAR ÉQUIPE

**FRA 18 - 21 CHN**

(10 - 9) (8 - 12)

Referees: (29) LIUDOWYK A / (30) VAKULA V (UKR)

### FRA - France

No.	Name	Shots							Offence		Defence		Penalties			TP		
		G/S	%	6m	Wing	9m	7m	FB	BT	AS	TF	ST	BS	YC	2Min		RC	EX
4	KAMTO NJITAM Nina	1/3	33	1/1				0/1	0/1	2	3		1	1				35:49
5	AYGLON Camille	4/5	80			2/2		2/2	0/1	1	2	1						44:06
8	PECQUEUX-ROLLAND Veronique	0/2	0	0/2						1	1							18:40
9	BAUDOUIN Paule	3/6	50		1/3		2/3											15:29
10	HERBRECHT Sophie	1/7	14	0/2		1/4		0/1		3	4	1	1		1			40:09
11	CANO Stephanie	1/2	50	1/1				0/1		1	1							25:58
12	LEYNAUD Amandine																	
13	WENDLING Isabelle	0/1	0					0/1		2	1	1						36:07
16	NICOLAS Valerie									1								60:00
19	VANPARYS-TORRES Christine	0/2	0			0/2					4							22:13
20	TERVEL Raphaelle	3/5	60		1/2	0/1		2/2			3	1		1				50:42
21	TOUNKARA Maakan	3/7	43	1/1	2/6					1	2			1				34:02
23	LACRABERE Alexandra	0/1	0			0/1					1							12:48
24	SIGNATE Mariama	2/6	33			0/4		1/1	1/1	1	2		1		1			23:57
	Bench/Team																	
<b>Totals</b>		18/47	38	3/7	4/11	3/14	2/3	5/9	1/3	13	24	4	3	3	2	0	0	

No.	Name	Total Shots		6m Shots		Wing Shots		9m Shots		7m Shots		Fast Breaks		Breakthroughs	
		S/S	%	S/S	%	S/S	%	S/S	%	S/S	%	S/S	%	S/S	%
12	LEYNAUD Amandine														
16	NICOLAS Valerie	25/46	54	0/4	0	3/5	60	13/18	72	2/4	50	6/11	55	1/4	25
<b>Totals</b>		25/46	54	0/4	0	3/5	60	13/18	72	2/4	50	6/11	55	1/4	25

Team Shots	Goals	Saves	Missed	Post	Blocked	Total	%
6m Shots	3	3	1	0	0	7	43
Wing Shots	4	4	2	1	0	11	36
9m Shots	3	6	2	1	2	14	21
7m Shots	2	0	0	1	n/a	3	67
Fast Breaks	5	1	0	2	1	9	56
Breakthroughs	1	1	1	0	0	3	33
<b>Totals</b>	18	15	6	5	3	47	38

Number of Attacks: 66, Scoring Efficiency: 27%



**OSC GYMNASIUM**  
 奥体中心体育馆  
 GYMNASE DU CSO

SUN 星期日 DIM  
 17 AUG 2008  
 15:45

**HANDBALL**  
 手球 / HANDBALL

**WOMEN**  
 女子项目 / FEMMES

**PRELIMINARY GROUP A - MATCH 28**  
 预赛A组 - 第28场 / PRÉLIMINAIRE GROUPE A - MATCH 28



**MATCH TEAM STATISTICS**  
 参赛队技术统计 / STATISTIQUES DU MATCH PAR ÉQUIPE

**FRA 18 - 21 CHN**  
 (10 - 9) (8 - 12)

Referees: (29) LIUDOWYK A / (30) VAKULA V (UKR)

**FRA - France**

**Shots Distribution**

Players			Goals / Shots			
4 KAMTO NJITAM N	5 AYGLON C	8 PECQUEUX-ROLLAND V	9 BAUDOIN P	10 HERBRECHT S	11 CANO S	13 WENDLING I
1/1	1/1 0/1 2/2	0/1 0/1	1/2 2/2	0/1 0/1 0/1	1/2 1/1	
1-Missed 1-Post			1-Missed 1-Post	1-Missed 1-Post	1-Post	1-Blocked
19 VANPARYS-TORRES C	20 TERVEL R	21 TOUNKARA M	23 LACRABERE A	24 SIGNATE M		
0/1	1/1 1/1 0/1 1/1	2/2 0/1 0/1 1/1		0/1 1/1 1/2		
	1-Blocked	1-Missed 1-Post	1-Missed	1-Missed 1-Blocked		

Team	Offence	Defence	Goalkeepers
Goals / Shots			Saves / Shots
1/1 3/3 2/4 1/3 0/2 2/5 4/6 0/2 5/7 6-Missed 5-Post 3-Blocked			2/5 4/5 1/2 1/3 4/4 4/6 1/5 1/7 7/9 12 LEYNAUD A 16 NICOLAS V 2/5 4/5 1/2 1/3 4/4 4/6 1/5 1/7 7/9





## MATCH TEAM STATISTICS

参赛队技术统计 / STATISTIQUES DU MATCH PAR ÉQUIPE

**FRA 18 - 21 CHN**

(10 - 9) (8 - 12)

Referees: (29) LIUDOWYK A / (30) VAKULA V (UKR)

### CHN - China

Players		Shots								Offence		Defence		Penalties			TP	
No.	Name	G/S	%	6m	Wing	9m	7m	FB	BT	AS	TF	ST	BS	YC	2Min	RC	EX	
1	LIU Guini																	0:12
2	WEI Qiuxiang	1/5	20		0/2	0/1		1/2			1							42:57
3	LIU Yun	1/3	33				1/3				2			1				35:53
7	ZHANG Geng	0/2	0		0/1	0/1				1								12:51
9	WANG Min	2/2	100		1/1			1/1										17:03
10	WANG Shasha	5/12	42	1/1		2/8			2/3	6	2	4	1	1	1			57:18
12	HUANG Hong										1							59:23
14	LIU Xiaomei	4/14	29			3/12		1/2			4				1			57:15
15	SUN Laimiao																	
18	WU Wenjuan	4/7	57	3/3	0/1	0/1		0/1	1/1	2	2	4	1		2			47:34
19	LI Weiwei	1/6	17			0/3	1/2	0/1			1							19:17
21	LI Bing	1/3	33					1/3			2			1	2			24:03
22	HUANG Dongjie	2/2	100		1/1			1/1		1	1	1						46:14
23	YAN Meizhu																	
	Bench/Team																	
<b>Totals</b>		21/56	38	4/4	2/6	5/26	2/5	5/11	3/4	10	16	9	2	3	6	0	0	

Goalkeepers		Total Shots		6m Shots		Wing Shots		9m Shots		7m Shots		Fast Breaks		Breakthroughs	
No.	Name	S/S	%	S/S	%	S/S	%	S/S	%	S/S	%	S/S	%	S/S	%
1	LIU Guini	0/1	0							0/1	0				
12	HUANG Hong	15/32	47	3/6	50	4/8	50	6/9	67	0/1	0	1/6	17	1/2	50
<b>Totals</b>		15/33	45	3/6	50	4/8	50	6/9	67	0/2	0	1/6	17	1/2	50

Team Shots	Goals	Saves	Missed	Post	Blocked	Total	%
6m Shots	4	0	0	0	0	4	100
Wing Shots	2	3	1	0	0	6	33
9m Shots	5	13	2	3	3	26	19
7m Shots	2	2	1	0	n/a	5	40
Fast Breaks	5	6	0	0	0	11	45
Breakthroughs	3	1	0	0	0	4	75
<b>Totals</b>	21	25	4	3	3	56	38

Number of Attacks: 66, Scoring Efficiency: 32%



**OSC GYMNASIUM**  
 奥体中心体育馆  
 GYMNASE DU CSO

SUN 星期日 DIM  
 17 AUG 2008  
 15:45

**HANDBALL**  
 手球 / HANDBALL

**WOMEN**  
 女子项目 / FEMMES

**PRELIMINARY GROUP A - MATCH 28**  
 预赛A组 - 第28场 / PRÉLIMINAIRE GROUPE A - MATCH 28



**MATCH TEAM STATISTICS**  
 参赛队技术统计 / STATISTIQUES DU MATCH PAR ÉQUIPE

**FRA 18 - 21 CHN**  
 (10 - 9) (8 - 12)

Referees: (29) LIUDOWYK A / (30) VAKULA V (UKR)

**CHN - China**

**Shots Distribution**

Players		
Goals / Shots		
<b>2 WEI Q</b>	<b>3 LIU Y</b>	<b>7 ZHANG G</b>
0/1		
0/1	1/1	0/1
1/2		
1-Post	1-Missed	1-Missed 1-Post
<b>9 WANG M</b>	<b>10 WANG S</b>	<b>14 LIU X</b>
1/1	1/1	1/3
		0/1
		0/1
1/1	1/2	2/3
2-Missed 1-Post	2-Missed 1-Post	1-Blocked
<b>15 SUN L</b>		
<b>18 WU W</b>	<b>19 LI W</b>	<b>21 LI B</b>
1/1		
0/1	1/1	0/2
	0/1	0/1
0/1		
1/1	1/1	1/1
1/1		0/1
1-Blocked	1-Blocked	
<b>22 HUANG D</b>	<b>23 YAN M</b>	
1/1		

Team	Offence	Defence	Goalkeepers
Goals / Shots			Saves / Shots
3/5	3/4 Breakthroughs	1/3 Breakthroughs	0/1
1/5	0/0	0/4	0/3
1/2	3/12	0/1	2/4
2/3	0/7	3/10	2/3
0/4	2/2	3/6	2/2
2/6	2/7	0/0	2/7
4/5	2/5 7m	0/0	
6/7	1/2	5/9 Fast Breaks	1 LIU G
2/9	5/11 Fast Breaks	2/3 7m	0/1
4-Missed		2/6	
3-Post			
3-Blocked			
			12 HUANG H
			0/1
			0/3
			2/4
			2/3
			2/2
			3/4
			2/6
			2/2
			2/7

Legend:			
%	Efficiency	2Min	2 Minute Suspensions
AS	Assists	BS	Blocked Shots
G/S	Goals/Shots	n/a	not applicable
TF	Technical Faults	TP	Time Played
6m	6-metre Shots	BT	Breakthroughs
7m	7-metre Shots	EX	Exclusions
9m	9-metre Shots	S/S	Saves/Shots
		RC	Red Cards
		Wing	Wing Shots
		YC	Yellow Cards
		FB	Fast Breaks
		ST	Steals



## RESULTS

比赛成绩 / RÉSULTATS

### HUN 30 - 24 SWE

(15 - 14) (15 - 10)

Referees: (17) LICIS R / (18) STOLAROV S (LAT)

#### RUNNING SCORE

##### HUN - SWE

#### HUN - Hungary

Players		Shots								Penalties			
No.	Name	G/S	%	6m	Wing	9m	7m	FB	BT	YC	2Min	RC	EX
2	FERLING Bernadett	2/2	100			2/2					1		
6	VERTEN Orsolya	7/9	78	1/1	3/5			3/3					
10	PIGNICZKI Krisztina												
12	HERR Orsolya												
13	GORBICZ Anita	7/14	50		2/3	1/6	3/4		1/1				
16	PALINGER Katalin												
17	TOTH Timea	2/7	29			2/6			0/1	1	2		
18	SZAMORANSKY Piroska	4/5	80	4/5							1		
22	BODI Bernadett										1		
23	SZUCS Gabriella												
26	BORBAS Rita												
31	HORNYAK Agnes												
83	KOVACSICZ Monika	2/4	50		1/3				1/1				
87	TOMORI Zsuzsanna	6/9	67	1/1		3/5		1/2	1/1	1	2		
Bench/Team													
Totals		30/50	60	6/7	6/11	8/19	3/4	4/5	3/4	2	7	0	0

Goalkeepers		Saves							
No.	Name	S/S	%	6m	Wing	9m	7m	FB	BT
12	HERR Orsolya								
16	PALINGER Katalin	15/39	38	2/9	6/8	4/8	0/1	2/8	1/5
Totals		15/39	38	2/9	6/8	4/8	0/1	2/8	1/5

#### SWE - Sweden

Players		Shots								Penalties			
No.	Name	G/S	%	6m	Wing	9m	7m	FB	BT	YC	2Min	RC	EX
3	FLOGNMAN Tina	2/2	100	1/1				1/1					
4	BOSON Matilda	1/4	25		1/3			0/1			1		
5	HOLMGREN Sara	1/2	50	1/2									
6	ISLAS HELGESSON Therese	6/13	46	2/2		1/4		2/5	1/2		1		
7	WIEL FREDEN Annika	3/9	33	1/1	0/6			2/2					
10	UTKOVIC Teresa	3/3	100		1/1			1/1	1/1				
11	ENSTROM Jessica												
12	BENGTSSON Therese												
14	ERIKSSON Sara	0/1	0	0/1						1	1		
15	AHLM Johanna	3/12	25	1/1		0/7	1/1		1/3				
16	GRUNDSTROM Madeleine												
17	TORSTENSON Linnea	5/7	71	1/1		3/5			1/1				
18	WIBERG Johanna									1	1		
20	GULLDEN Isabelle												
Bench/Team													
Totals		24/53	45	7/9	2/10	4/16	1/1	6/10	4/7	2	4	0	0

Goalkeepers		Saves							
No.	Name	S/S	%	6m	Wing	9m	7m	FB	BT
12	BENGTSSON Therese	8/19	42	1/3	4/4	2/7	0/2	0/1	1/2
16	GRUNDSTROM Madeleine	2/21	10	0/4	1/7	1/4	0/1	0/3	0/2
Totals		10/40	25	1/7	5/11	3/11	0/3	0/4	1/4

		1st Half			
SZAMORANSKY P		1 (1')	0		
VERTEN O		2 (3')	0		
		2 (4')	1	FLOGNMAN T	
		2 (5')	2	ISLAS HELGESSON T	
		2 (6')	3	AHLM J	
TOTH T		3 (7')	3		
TOTH T		4 (9')	3		
VERTEN O		5 (10')	3		
KOVACSICZ M		6 (11')	3		
VERTEN O		7 (12')	3		
		7 (12)	4	WIEL FREDEN A	
TOMORI Z		8 (13')	4		
VERTEN O		9 (13')	4		
		9 (14')	5	TORSTENSON L	
GORBICZ A		10 (17')	5		
		10 (19')	6	AHLM J	
VERTEN O		11 (20')	6		
		11 (22')	7	ISLAS HELGESSON T	
		11 (23')	8	UTKOVIC T	
		11 (24')	9	TORSTENSON L	
VERTEN O		12 (25')	9		
		12 (25)	10	TORSTENSON L	
SZAMORANSKY P		13 (27')	10		
GORBICZ A		14 (27')	10		
		14 (28')	11	TORSTENSON L	
		14 (28')	12	FLOGNMAN T	
GORBICZ A		15 (29')	12		
		15 (29')	13	ISLAS HELGESSON T	
		15 (30')	14	UTKOVIC T	

		2nd Half			
GORBICZ A		16 (31')	14		
		16 (33')	15	UTKOVIC T	
KOVACSICZ M		17 (34')	15		
		17 (35')	16	ISLAS HELGESSON T	
TOMORI Z		18 (36')	16		
FERLING B		19 (37')	16		
		19 (38')	17	BOSON M	
GORBICZ A		20 (38')	17		
		20 (40')	18	AHLM J	
FERLING B		21 (41')	18		
		21 (41')	19	ISLAS HELGESSON T	
		21 (44')	20	HOLMGREN S	
TOMORI Z		22 (44')	20		
		22 (46')	21	ISLAS HELGESSON T	
VERTEN O		23 (46')	21		
TOMORI Z		24 (49')	21		
GORBICZ A		25 (51')	21		
GORBICZ A		26 (52')	21		
		26 (53')	22	TORSTENSON L	
TOMORI Z		27 (53')	22		
TOMORI Z		28 (55')	22		
SZAMORANSKY P		29 (59')	22		
		29 (59')	23	WIEL FREDEN A	
		29 (60')	24	WIEL FREDEN A	
SZAMORANSKY P		30 (60')	24		

#### Legend:

%	Efficiency	2Min	2 Minute Suspensions	6m	6-metre Shots	7m	7-metre Shots	9m	9-metre Shots
BT	Breakthroughs	EX	Exclusions	FB	Fast Breaks	G/S	Goals/Shots	RC	Red Cards
S/S	Saves/Shots	Wing	Wing Shots	YC	Yellow Cards				



## MATCH TEAM STATISTICS

参赛队技术统计 / STATISTIQUES DU MATCH PAR ÉQUIPE

### HUN 30 - 24 SWE

(15 - 14) (15 - 10)

Referees: (17) LICIS R / (18) STOLAROV S (LAT)

### HUN - Hungary

No.	Name	Shots								Offence		Defence		Penalties			TP	
		G/S	%	6m	Wing	9m	7m	FB	BT	AS	TF	ST	BS	YC	2Min	RC		EX
2	FERLING Bernadett	2/2	100			2/2				1	1				1			14:08
6	VERTEN Orsolya	7/9	78	1/1	3/5			3/3		3	2	1						60:00
10	PIGNICZKI Krisztina																	
12	HERR Orsolya																	
13	GORBICZ Anita	7/14	50		2/3	1/6	3/4		1/1	3	6							58:13
16	PALINGER Katalin																	60:00
17	TOTH Timea	2/7	29			2/6			0/1	6	2	1	3	1	2			54:09
18	SZAMORANSKY Piroska	4/5	80	4/5							1				1			49:42
22	BODI Bernadett														1			7:32
23	SZUCS Gabriella																	4:43
26	BORBAS Rita																	
31	HORNYAK Agnes																	
83	KOVACSICZ Monika	2/4	50		1/3				1/1		2	1						54:28
87	TOMORI Zsuzsanna	6/9	67	1/1		3/5		1/2	1/1	3	1	2	1	1	2			57:05
	Bench/Team																	
<b>Totals</b>		30/50	60	6/7	6/11	8/19	3/4	4/5	3/4	16	15	5	4	2	7	0	0	

No.	Name	Total Shots		6m Shots		Wing Shots		9m Shots		7m Shots		Fast Breaks		Breakthroughs	
		S/S	%	S/S	%	S/S	%	S/S	%	S/S	%	S/S	%	S/S	%
12	HERR Orsolya														
16	PALINGER Katalin	15/39	38	2/9	22	6/8	75	4/8	50	0/1	0	2/8	25	1/5	20
<b>Totals</b>		15/39	38	2/9	22	6/8	75	4/8	50	0/1	0	2/8	25	1/5	20

Team Shots	Goals	Saves	Missed	Post	Blocked	Total	%
6m Shots	6	1	0	0	0	7	86
Wing Shots	6	5	0	0	0	11	55
9m Shots	8	3	4	4	0	19	42
7m Shots	3	0	0	1	n/a	4	75
Fast Breaks	4	0	1	0	0	5	80
Breakthroughs	3	1	0	0	0	4	75
<b>Totals</b>	30	10	5	5	0	50	60

Number of Attacks: 61, Scoring Efficiency: 49%



**OSC GYMNASIUM**  
 奥体中心体育馆  
 GYMNASE DU CSO

SAT 星期六 SAM  
 9 AUG 2008  
 10:45

**HANDBALL**  
 手球 / HANDBALL

**WOMEN**  
 女子项目 / FEMMES

**PRELIMINARY GROUP B - MATCH 2**  
 预赛B组 - 第2场 / PRÉLIMINAIRE GROUPE B - MATCH 2



**MATCH TEAM STATISTICS**

参赛队技术统计 / STATISTIQUES DU MATCH PAR ÉQUIPE

**HUN 30 - 24 SWE**  
 (15 - 14) (15 - 10)

Referees: (17) LICIS R / (18) STOLAROV S (LAT)

**HUN - Hungary**

**Shots Distribution**

Players			Goals / Shots																	
2 FERLING B			6 VERTEN O			10 PIGNICZKI K			13 GORBICZ A			17 TOTH T			18 SZAMORANSKY P			22 BODI B		
1/1			2/3		1/1				1/1	1/1	0/1		1/1	1/1	1/1					
									1/1		0/1						1/1			
		1/1		3/3	1/2				1/1	1/3	2/2		0/1		2/2		0/1			
									3-Post			3-Missed 1-Post								
23 SZUCS G			26 BORBAS R			31 HORNYAK A			83 KOVACSICZ M			87 TOMORI Z								
										1/2	1/2									
															3/3		3/3			
												2-Missed 1-Post								

Team	Offence	Defence	Goalkeepers																																																																				
Goals / Shots	Breakthroughs		Saves / Shots																																																																				
<table border="1"> <tr><td>5/6</td><td>3/4</td><td>3/5</td></tr> <tr><td>1/1</td><td></td><td>1/2</td></tr> <tr><td>6/6</td><td>4/7</td><td>7/9</td></tr> </table> <p>5-Missed 5-Post</p>	5/6	3/4	3/5	1/1		1/2	6/6	4/7	7/9	<table border="1"> <tr><td>1/4</td><td>3/4</td></tr> <tr><td>1/1</td><td>Breakthroughs</td></tr> <tr><td>1/2</td><td></td></tr> <tr><td>5/6</td><td>6/14</td></tr> <tr><td>0/0</td><td>1/3</td></tr> <tr><td>3/4</td><td>4/5</td></tr> <tr><td>7m</td><td>Fast Breaks</td></tr> <tr><td>5/7</td><td></td></tr> </table>	1/4	3/4	1/1	Breakthroughs	1/2		5/6	6/14	0/0	1/3	3/4	4/5	7m	Fast Breaks	5/7		<table border="1"> <tr><td>4/7</td><td>1/3</td></tr> <tr><td>Breakthroughs</td><td></td></tr> <tr><td>1/4</td><td>0/0</td></tr> <tr><td>3/11</td><td>5/6</td></tr> <tr><td>0/1</td><td>2/3</td></tr> <tr><td>6/10</td><td>1/1</td></tr> <tr><td>Fast Breaks</td><td>7m</td></tr> <tr><td></td><td>1/7</td></tr> </table>	4/7	1/3	Breakthroughs		1/4	0/0	3/11	5/6	0/1	2/3	6/10	1/1	Fast Breaks	7m		1/7	<table border="1"> <tr><td>1/5</td><td>1/4</td><td>0/1</td></tr> <tr><td>6/6</td><td></td><td>2/6</td></tr> <tr><td>1/6</td><td>3/8</td><td>1/3</td></tr> </table> <p>12 HERR O</p> <table border="1"> <tr><td></td><td></td><td></td></tr> <tr><td></td><td></td><td></td></tr> <tr><td></td><td></td><td></td></tr> </table> <p>16 PALINGER K</p> <table border="1"> <tr><td>1/5</td><td>1/4</td><td>0/1</td></tr> <tr><td>6/6</td><td></td><td>2/6</td></tr> <tr><td>1/6</td><td>3/8</td><td>1/3</td></tr> </table>	1/5	1/4	0/1	6/6		2/6	1/6	3/8	1/3										1/5	1/4	0/1	6/6		2/6	1/6	3/8	1/3
5/6	3/4	3/5																																																																					
1/1		1/2																																																																					
6/6	4/7	7/9																																																																					
1/4	3/4																																																																						
1/1	Breakthroughs																																																																						
1/2																																																																							
5/6	6/14																																																																						
0/0	1/3																																																																						
3/4	4/5																																																																						
7m	Fast Breaks																																																																						
5/7																																																																							
4/7	1/3																																																																						
Breakthroughs																																																																							
1/4	0/0																																																																						
3/11	5/6																																																																						
0/1	2/3																																																																						
6/10	1/1																																																																						
Fast Breaks	7m																																																																						
	1/7																																																																						
1/5	1/4	0/1																																																																					
6/6		2/6																																																																					
1/6	3/8	1/3																																																																					
1/5	1/4	0/1																																																																					
6/6		2/6																																																																					
1/6	3/8	1/3																																																																					



## MATCH TEAM STATISTICS

参赛队技术统计 / STATISTIQUES DU MATCH PAR ÉQUIPE

### HUN 30 - 24 SWE

(15 - 14) (15 - 10)

Referees: (17) LICIS R / (18) STOLAROVZ Z (LAT)

### SWE - Sweden

No.	Name	Shots								Offence		Defence		Penalties			TP	
		G/S	%	6m	Wing	9m	7m	FB	BT	AS	TF	ST	BS	YC	2Min	RC		EX
3	FLOGNMAN Tina	2/2	100	1/1				1/1		1	1							31:09
4	BOSON Matilda	1/4	25		1/3			0/1				1			1			59:27
5	HOLMGREN Sara	1/2	50	1/2														24:13
6	ISLAS HELGESSON Therese	6/13	46	2/2		1/4		2/5	1/2		2				1			50:22
7	WIEL FREDEN Annika	3/9	33	1/1	0/6			2/2										32:36
10	UTKOVIC Teresa	3/3	100		1/1			1/1	1/1		1							24:47
11	ENSTROM Jessica																	
12	BENGTSSON Therese																	21:27
14	ERIKSSON Sara	0/1	0	0/1							1			1	1			26:51
15	AHLM Johanna	3/12	25	1/1		0/7	1/1		1/3	1	3							41:14
16	GRUNDSTROM Madeleine																	38:33
17	TORSTENSON Linnea	5/7	71	1/1		3/5			1/1	6	3	1						42:47
18	WIBERG Johanna													1	1			23:56
20	GULLDEN Isabelle										1							2:38
	Bench/Team																	
<b>Totals</b>		24/53	45	7/9	2/10	4/16	1/1	6/10	4/7	8	12	2	0	2	4	0	0	

No.	Name	Total Shots		6m Shots		Wing Shots		9m Shots		7m Shots		Fast Breaks		Breakthroughs	
		S/S	%	S/S	%	S/S	%	S/S	%	S/S	%	S/S	%	S/S	%
12	BENGTSSON Therese	8/19	42	1/3	33	4/4	100	2/7	29	0/2	0	0/1	0	1/2	50
16	GRUNDSTROM Madeleine	2/21	10	0/4	0	1/7	14	1/4	25	0/1	0	0/3	0	0/2	0
<b>Totals</b>		10/40	25	1/7	14	5/11	45	3/11	27	0/3	0	0/4	0	1/4	25

Team Shots	Goals	Saves	Missed	Post	Blocked	Total	%
6m Shots	7	2	0	0	0	9	78
Wing Shots	2	6	0	2	0	10	20
9m Shots	4	4	2	2	4	16	25
7m Shots	1	0	0	0	n/a	1	100
Fast Breaks	6	2	1	1	0	10	60
Breakthroughs	4	1	2	0	0	7	57
<b>Totals</b>	24	15	5	5	4	53	45

Number of Attacks: 60, Scoring Efficiency: 40%



**OSC GYMNASIUM**  
 奥体中心体育馆  
 GYMNASE DU CSO

SAT 星期六 SAM  
 9 AUG 2008  
 10:45

**HANDBALL**  
 手球 / HANDBALL

**WOMEN**  
 女子项目 / FEMMES

**PRELIMINARY GROUP B - MATCH 2**  
 预赛B组 - 第2场 / PRÉLIMINAIRE GROUPE B - MATCH 2



**MATCH TEAM STATISTICS**

参赛队技术统计 / STATISTIQUES DU MATCH PAR ÉQUIPE

**HUN 30 - 24 SWE**  
 (15 - 14) (15 - 10)

Referees: (17) LICIS R / (18) STOLAROV S (LAT)

**SWE - Sweden**

**Shots Distribution**

Players			Goals / Shots			
3 FLOGNMAN T	4 BOSON M	5 HOLMGREN S	6 ISLAS HELGESSON T	7 WIEL FREDEN A	10 UTKOVIC T	11 ENSTROM J
2/2			0/1	1/1 1/1	1/1	
				0/5		
	1/2	1/1 0/1	1/1 2/3 0/1		2/2	
	2-Post		3-Missed 1-Post	1-Post		
14 ERIKSSON S	15 AHL M J	17 TORSTENSON L	18 WIBERG J	20 GULLDEN I		
	1/1 0/1	1/1 1/1				
0/1	0/1					
	2/3	1/1 2/2				
	1-Missed 1-Post 4-Blocked	1-Missed				

Team	Offence	Defence	Goalkeepers
Goals / Shots			Saves / Shots
4/5 0/6 5/6			1/6 1/4 2/5 0/1 1/2 0/6 3/7 2/9
5-Missed 5-Post 4-Blocked			12 BENG TSSON T
			1/2 1/1 0/1 1/1 0/5 3/4 2/5
			16 GRUNDSTROM M
			0/4 1/4 1/4 0/1 0/1 0/3 0/4

Legend:							
%	Efficiency	2Min	2 Minute Suspensions	6m	6-metre Shots	7m	7-metre Shots
AS	Assists	BS	Blocked Shots	BT	Breakthroughs	EX	Exclusions
G/S	Goals/Shots	n/a	not applicable	RC	Red Cards	S/S	Saves/Shots
TF	Technical Faults	TP	Time Played	Wing	Wing Shots	YC	Yellow Cards
						9m	9-metre Shots
						FB	Fast Breaks
						ST	Steals





**RESULTS**  
比赛成绩 / RÉSULTATS  
**RUS 29 - 29 KOR**  
(16 - 13) (13 - 16)

Referees: (5) GJEDING M / (6) HANSEN M (DEN)

**RUS - Russian Fed.**

Players		Shots								Penalties			
No.	Name	G/S	%	6m	Wing	9m	7m	FB	BT	YC	2Min	RC	EX
1	SUSLINA Inna												
3	POLTORATSKAYA Irina	0/1	0			0/1							
4	ROMENSKAYA Oxana										2		
5	POSTNOVA Liudmila	3/5	60	1/1		1/2		1/1	0/1				
6	KAREEVA Anna	5/6	83		1/2				4/4		1		
8	ANDRYUSHINA Ekaterina	1/1	100					1/1		1			
9	USKOVA Yana										1		
10	POLENOVA Elena	2/3	67				2/3			1	1		
11	TUREY Emiliya	4/4	100		1/1			3/3					
15	SHIPILOVA Natalia	1/1	100					1/1		1			
16	SIDOROVA Maria												
17	MARENNIKOVA Ekaterina	6/9	67	2/3	2/3			1/2	1/1				
19	DMITRIEVA Elena	2/2	100		1/1			1/1					
24	BLIZNOVA Irina	5/10	50	1/2		0/2			4/6				
	Bench/Team												
	Totals	29/42	69	4/6	5/7	1/5	3/4	7/8	9/12	3	5	0	0

Goalkeepers		Saves							
No.	Name	S/S	%	6m	Wing	9m	7m	FB	BT
1	SUSLINA Inna	0/4	0		0/1		0/3		
16	SIDOROVA Maria	16/41	39	1/4	3/5	8/12	1/7	3/10	0/3
	Totals	16/45	36	1/4	3/6	8/12	1/10	3/10	0/3

**KOR - Korea**

Players		Shots								Penalties			
No.	Name	G/S	%	6m	Wing	9m	7m	FB	BT	YC	2Min	RC	EX
1	OH Yongran												
3	KIM Ona	7/8	88			0/1	6/6		1/1				
4	HUH Soonyoung	2/2	100	2/2							2		
6	SONG Hairim												
7	KIM Namsun												
9	KIM Chayoun	2/2	100					2/2					
10	OH Seongok	1/4	25	1/1		0/2		0/1					
11	HONG Jeongho	5/6	83			2/2	3/4			1			
13	PARK Chunghee	5/8	63		1/2			4/6					
16	LEE Minhee												
17	AN Junghwa	4/5	80		1/2			1/1	2/2				
18	BAE Minhee												
19	CHOI Imjeong	0/5	0		0/1	0/3	0/1			1			
20	MOON Pilhee	3/8	38	0/1	1/1	2/6							
	Bench/Team												
	Totals	29/48	60	3/4	3/6	4/14	9/11	7/10	3/3	2	2	0	0

Goalkeepers		Saves							
No.	Name	S/S	%	6m	Wing	9m	7m	FB	BT
1	OH Yongran	5/23	22	1/5	0/1	3/4	1/3	0/4	0/6
16	LEE Minhee	4/15	27		2/6		0/1	0/3	2/5
	Totals	9/38	24	1/5	2/7	3/4	1/4	0/7	2/11

**RUNNING SCORE**

**RUS - KOR**

		1st Half	
MARENNIKOVA E	1 (1') 0	1 (2') 1	HONG J
	1 (3') 2		HONG J
POLENOVA E	2 (4') 2		
BLIZNOVA I	3 (5') 2		
	3 (5') 3		MOON P
	3 (6') 4		PARK C
BLIZNOVA I	4 (6') 4		
	4 (7') 5		HUH S
POSTNOVA L	5 (8') 5		
	5 (8') 6		PARK C
MARENNIKOVA E	6 (9') 6		
	6 (10') 7		HONG J
TUREY E	7 (13') 7		
	7 (14') 8		HUH S
POSTNOVA L	8 (16') 8		
	8 (20') 9		MOON P
TUREY E	9 (20') 9		
DMITRIEVA E	10 (21') 9		
	10 (21') 10		HONG J
MARENNIKOVA E	11 (23') 10		
TUREY E	12 (24') 10		
KAREEVA A	13 (24') 10		
	13 (25') 11		AN J
KAREEVA A	14 (25') 11		
KAREEVA A	15 (27') 11		
	15 (28') 12		PARK C
	15 (29') 13		PARK C
MARENNIKOVA E	16 (30') 13		

**2nd Half**

BLIZNOVA I	17 (32') 13		
KAREEVA A	18 (33') 13		
KAREEVA A	19 (34') 13		
	19 (34') 14		KIM O
POLENOVA E	20 (36') 14		
	20 (37') 15		AN J
MARENNIKOVA E	21 (37') 15		
	21 (38') 16		OH S
BLIZNOVA I	22 (38') 16		
POSTNOVA L	23 (39') 16		
	23 (40') 17		AN J
ANDRYUSHINA E	24 (41') 17		
DMITRIEVA E	25 (42') 17		
SHIPILOVA N	26 (43') 17		
	26 (44') 18		MOON P
	26 (46') 19		KIM O
	26 (47') 20		KIM O
	26 (48') 21		KIM C
	26 (49') 22		KIM C
	26 (50') 23		AN J
	26 (52') 24		KIM O
	26 (52') 25		KIM O
	26 (53') 26		KIM O
MARENNIKOVA E	27 (55') 26		
TUREY E	28 (55') 26		
	28 (57') 27		HONG J
BLIZNOVA I	29 (57') 27		
	29 (58') 28		KIM O
	29 (59') 29		PARK C

Legend:									
%	Efficiency	2Min	2 Minute Suspensions	6m	6-metre Shots	7m	7-metre Shots	9m	9-metre Shots
BT	Breakthroughs	EX	Exclusions	FB	Fast Breaks	G/S	Goals/Shots	RC	Red Cards
S/S	Saves/Shots	Wing	Wing Shots	YC	Yellow Cards				





## MATCH TEAM STATISTICS

参赛队技术统计 / STATISTIQUES DU MATCH PAR ÉQUIPE

### RUS 29 - 29 KOR

(16 - 13) (13 - 16)

Referees: (5) GJEDING M / (6) HANSEN M (DEN)

#### RUS - Russian Fed.

Players		Shots								Offence		Defence		Penalties			TP	
No.	Name	G/S	%	6m	Wing	9m	7m	FB	BT	AS	TF	ST	BS	YC	2Min	RC	EX	
1	SUSLINA Inna																	5:15
3	POLTORATSKAYA Irina	0/1	0			0/1					3							16:10
4	ROMENSKAYA Oxana										4	1	1		2			36:40
5	POSTNOVA Liudmila	3/5	60	1/1		1/2		1/1	0/1	2	4	1						28:40
6	KAREEVA Anna	5/6	83		1/2				4/4	3	6				1			34:10
8	ANDRYUSHINA Ekaterina	1/1	100					1/1		2				1				17:33
9	USKOVA Yana														1			34:26
10	POLENOVA Elena	2/3	67				2/3							1	1			14:38
11	TUREY Emiliya	4/4	100		1/1			3/3			1	2						34:01
15	SHIPILOVA Natalia	1/1	100					1/1		2	2	1		1				41:07
16	SIDOROVA Maria									2								54:45
17	MARENNIKOVA Ekaterina	6/9	67	2/3	2/3			1/2	1/1		3							40:30
19	DMITRIEVA Elena	2/2	100		1/1		1/1				1							18:59
24	BLIZNOVA Irina	5/10	50	1/2		0/2			4/6		2	1						43:06
	Bench/Team										2							
<b>Totals</b>		29/42	69	4/6	5/7	1/5	3/4	7/8	9/12	11	28	6	1	3	5	0	0	

Goalkeepers		Total Shots		6m Shots		Wing Shots		9m Shots		7m Shots		Fast Breaks		Breakthroughs	
No.	Name	S/S	%	S/S	%	S/S	%	S/S	%	S/S	%	S/S	%	S/S	%
1	SUSLINA Inna	0/4	0			0/1	0			0/3	0				
16	SIDOROVA Maria	16/41	39	1/4	25	3/5	60	8/12	67	1/7	14	3/10	30	0/3	0
<b>Totals</b>		16/45	36	1/4	25	3/6	50	8/12	67	1/10	10	3/10	30	0/3	0

Team Shots	Goals	Saves	Missed	Post	Blocked	Total	%
6m Shots	4	1	1	0	0	6	67
Wing Shots	5	2	0	0	0	7	71
9m Shots	1	3	0	0	1	5	20
7m Shots	3	1	0	0	n/a	4	75
Fast Breaks	7	0	1	0	0	8	88
Breakthroughs	9	2	1	0	0	12	75
<b>Totals</b>	29	9	3	0	1	42	69

Number of Attacks: 65, Scoring Efficiency: 45%



**OSC GYMNASIUM**  
 奥体中心体育馆  
 GYMNASE DU CSO

SAT 星期六 SAM  
 9 AUG 2008  
 15:45

**HANDBALL**  
 手球 / HANDBALL

**WOMEN**  
 女子项目 / FEMMES

**PRELIMINARY GROUP B - MATCH 4**  
 预赛B组 - 第4场 / PRÉLIMINAIRE GROUPE B - MATCH 4



**MATCH TEAM STATISTICS**  
 参赛队技术统计 / STATISTIQUES DU MATCH PAR ÉQUIPE

**RUS 29 - 29 KOR**  
 (16 - 13) (13 - 16)

Referees: (5) GJEDING M / (6) HANSEN M (DEN)

**RUS - Russian Fed.**

**Shots Distribution**

Players			Goals / Shots			
3 POLTORATSKAYA I	4 ROMENSKAYA O	5 POSTNOVA L	6 KAREEVA A	8 ANDRYUSHINA E	9 USKOVA Y	10 POLENOVA E
		1/1	1/2 1/1	1/1		
		1/2				0/1
		1/2				
						2/2
11 TUREY E	15 SHIPILOVA N	17 MARENNIKOVA E	19 DMITRIEVA E	24 BLIZNOVA I		
		0/1		2/3 1/1		
				0/2		
		2/2	2/2	2/2		
		2/2				
		2-Missed		1-Missed		1-Blocked

Team	Offence	Defence	Goalkeepers																																	
Goals / Shots			Saves / Shots																																	
<table border="1"> <tr><td>3/4</td><td>1/3</td><td>4/4</td></tr> <tr><td>1/4</td><td></td><td>9/11</td></tr> <tr><td>5/6</td><td></td><td>6/6</td></tr> </table> <p>3-Missed 1-Blocked</p>	3/4	1/3	4/4	1/4		9/11	5/6		6/6			<table border="1"> <tr><td>1/5</td><td>2/3</td><td>1/5</td></tr> <tr><td>4/4</td><td></td><td>3/5</td></tr> <tr><td>2/7</td><td>2/6</td><td>1/10</td></tr> </table> <p>1 SUSLINA I</p> <table border="1"> <tr><td></td><td></td><td></td></tr> <tr><td></td><td>0/1</td><td>0/3</td></tr> </table> <p>16 SIDOROVA M</p> <table border="1"> <tr><td>1/5</td><td>2/3</td><td>1/5</td></tr> <tr><td>4/4</td><td></td><td>3/5</td></tr> <tr><td>2/7</td><td>2/5</td><td>1/7</td></tr> </table>	1/5	2/3	1/5	4/4		3/5	2/7	2/6	1/10					0/1	0/3	1/5	2/3	1/5	4/4		3/5	2/7	2/5	1/7
3/4	1/3	4/4																																		
1/4		9/11																																		
5/6		6/6																																		
1/5	2/3	1/5																																		
4/4		3/5																																		
2/7	2/6	1/10																																		
	0/1	0/3																																		
1/5	2/3	1/5																																		
4/4		3/5																																		
2/7	2/5	1/7																																		



## MATCH TEAM STATISTICS

参赛队技术统计 / STATISTIQUES DU MATCH PAR ÉQUIPE

### RUS 29 - 29 KOR

(16 - 13) (13 - 16)

Referees: (5) GJEDING M / (6) HANSEN M (DEN)

#### KOR - Korea

No.	Name	Shots								Offence		Defence		Penalties				TP
		G/S	%	6m	Wing	9m	7m	FB	BT	AS	TF	ST	BS	YC	2Min	RC	EX	
1	OH Yongran																	36:14
3	KIM Ona	7/8	88			0/1	6/6		1/1		1							16:58
4	HUH Soonyoung	2/2	100	2/2						2	1		1		2			52:30
6	SONG Hairim																	
7	KIM Namsun																	
9	KIM Chayoun	2/2	100					2/2		1		1						15:46
10	OH Seongok	1/4	25	1/1		0/2		0/1		1	2	1						37:25
11	HONG Jeongho	5/6	83			2/2	3/4				3			1				29:12
13	PARK Chunghee	5/8	63		1/2			4/6		2		1						60:00
16	LEE Minhee										1							23:46
17	AN Junghwa	4/5	80		1/2			1/1	2/2	1	4							60:00
18	BAE Minhee																	
19	CHOI Imjeong	0/5	0		0/1	0/3	0/1			2	4			1				33:03
20	MOON Pilhee	3/8	38	0/1	1/1	2/6				3	5	2						55:06
	Bench/Team																	
<b>Totals</b>		29/48	60	3/4	3/6	4/14	9/11	7/10	3/3	12	21	5	1	2	2	0	0	

No.	Name	Total Shots		6m Shots		Wing Shots		9m Shots		7m Shots		Fast Breaks		Breakthroughs	
		S/S	%	S/S	%	S/S	%	S/S	%	S/S	%	S/S	%	S/S	%
1	OH Yongran	5/23	22	1/5	20	0/1	0	3/4	75	1/3	33	0/4	0	0/6	0
16	LEE Minhee	4/15	27			2/6	33			0/1	0	0/3	0	2/5	40
<b>Totals</b>		9/38	24	1/5	20	2/7	29	3/4	75	1/4	25	0/7	0	2/11	18

Team Shots	Goals	Saves	Missed	Post	Blocked	Total	%
6m Shots	3	1	0	0	0	4	75
Wing Shots	3	3	0	0	0	6	50
9m Shots	4	8	0	1	1	14	29
7m Shots	9	1	1	0	n/a	11	82
Fast Breaks	7	3	0	0	0	10	70
Breakthroughs	3	0	0	0	0	3	100
<b>Totals</b>	29	16	1	1	1	48	60

Number of Attacks: 66, Scoring Efficiency: 44%



**OSC GYMNASIUM**  
 奥体中心体育馆  
 GYMNASE DU CSO

SAT 星期六 SAM  
 9 AUG 2008  
 15:45

**HANDBALL**  
 手球 / HANDBALL

**WOMEN**  
 女子项目 / FEMMES

**PRELIMINARY GROUP B - MATCH 4**  
 预赛B组 - 第4场 / PRÉLIMINAIRE GROUPE B - MATCH 4



**MATCH TEAM STATISTICS**

参赛队技术统计 / STATISTIQUES DU MATCH PAR ÉQUIPE

**RUS 29 - 29 KOR**  
 (16 - 13) (13 - 16)

Referees: (5) GJEDING M / (6) HANSEN M (DEN)

**KOR - Korea**

**Shots Distribution**

**Players**  
Goals / Shots

3 KIM O			4 HUH S			6 SONG H			7 KIM N			9 KIM C			10 OH S			11 HONG J		
		1/1												1/1	1/2					1/1
		1/1												1/1	0/1			0/1		
1/2	1/1	3/3	1/1	1/1										1/1				1/1		3/3

1-Blocked

13 PARK C			17 AN J			18 BAE M			19 CHOI I			20 MOON P		
1/1	0/1		1/1		1/2							1/1	1/2	
0/1		1/2									0/1	0/1		0/1
	1/1	2/2	2/2						0/1	0/1			1/2	0/1

1-Missed 1-Post

Team	Offence	Defence	Goalkeepers																																				
Goals / Shots			Saves / Shots																																				
<table border="1"> <tr><td>4/5</td><td>1/3</td><td>4/5</td></tr> <tr><td>0/4</td><td></td><td>2/5</td></tr> <tr><td>5/7</td><td>4/6</td><td>9/10</td></tr> </table> <p>1-Missed 1-Post 1-Blocked</p>	4/5	1/3	4/5	0/4		2/5	5/7	4/6	9/10			<table border="1"> <tr><td>1/4</td><td>2/3</td><td>0/4</td></tr> <tr><td>3/4</td><td></td><td>2/11</td></tr> <tr><td>1/6</td><td></td><td>0/6</td></tr> </table> <p>1 OH Y</p> <table border="1"> <tr><td>1/4</td><td>0/1</td><td>0/3</td></tr> <tr><td>2/3</td><td></td><td>1/4</td></tr> <tr><td>1/5</td><td></td><td>0/3</td></tr> </table> <p>16 LEE M</p> <table border="1"> <tr><td></td><td>2/2</td><td>0/1</td></tr> <tr><td>1/1</td><td></td><td>1/7</td></tr> <tr><td>0/1</td><td></td><td>0/3</td></tr> </table>	1/4	2/3	0/4	3/4		2/11	1/6		0/6	1/4	0/1	0/3	2/3		1/4	1/5		0/3		2/2	0/1	1/1		1/7	0/1		0/3
4/5	1/3	4/5																																					
0/4		2/5																																					
5/7	4/6	9/10																																					
1/4	2/3	0/4																																					
3/4		2/11																																					
1/6		0/6																																					
1/4	0/1	0/3																																					
2/3		1/4																																					
1/5		0/3																																					
	2/2	0/1																																					
1/1		1/7																																					
0/1		0/3																																					

**Legend:**

% Efficiency	2Min 2 Minute Suspensions	6m 6-metre Shots	7m 7-metre Shots	9m 9-metre Shots
AS Assists	BS Blocked Shots	BT Breakthroughs	EX Exclusions	FB Fast Breaks
G/S Goals/Shots	n/a not applicable	RC Red Cards	S/S Saves/Shots	ST Steals
TF Technical Faults	TP Time Played	Wing Wing Shots	YC Yellow Cards	





## RESULTS

比赛成绩 / RÉSULTATS

### GER 24 - 22 BRA

(11 - 12) (13 - 10)

Referees: (9) BRETO V / (10) HUELIN J (ESP)

#### RUNNING SCORE

##### GER - BRA

#### GER - Germany

Players		Shots								Penalties			
No.	Name	G/S	%	6m	Wing	9m	7m	FB	BT	YC	2Min	RC	EX
1	ENGLERT Sabine												
2	HARDTER Nadine	2/4	50		2/2			0/1	0/1				
4	JURACK Grit	4/11	36		0/1	3/8	1/1	0/1		1			
7	WORZ Nina Christin	0/1	0					0/1					
8	MULLER Anne												
9	STEINBACH Laura												
10	LOERPER Anna	3/4	75				1/1	2/2	0/1				
11	HERING Mandy	3/5	60	1/1	1/2			0/1	1/1				
13	KRAUSE Nadine	6/14	43	1/2	0/2	1/3	0/1	3/5	1/1				
15	NEUKAMP Sabrina												
16	WOLTERING Clara												
18	BAUMBACH Maren	1/8	13		0/1	0/3		0/3	1/1				
19	MELBECK Stefanie	4/10	40		1/2	0/2		2/5	1/1				
20	ALTHAUS Anja	1/2	50	1/1				0/1		1	2		
	Bench/Team									1			
	Totals	24/59	41	3/4	4/10	4/16	2/3	7/20	4/6	3	2	0	0

Goalkeepers		Saves							
No.	Name	S/S	%	6m	Wing	9m	7m	FB	BT
1	ENGLERT Sabine	7/19	37	1/3	2/3	2/8	1/2	0/1	1/2
16	WOLTERING Clara	11/21	52	1/1	3/6	5/8		1/4	1/2
	Totals	18/40	45	2/4	5/9	7/16	1/2	1/5	2/4

#### BRA - Brazil

Players		Shots								Penalties			
No.	Name	G/S	%	6m	Wing	9m	7m	FB	BT	YC	2Min	RC	EX
1	MASSON Chana												
2	DINIZ Fabiana	3/3	100	1/1		1/1		1/1		1			
3	NASCIMENTO Alexandra	4/8	50		3/7			1/1		1			
5	PIEADA Daniela	1/1	100					1/1					
6	AMORIM Eduarda	3/6	50	0/1		1/3			2/2				
7	OLIVEIRA Alessandra	1/1	100	1/1							1		
9	RODRIGUES Ana	1/5	20			1/4			0/1				
10	ROSAS Aline	1/1	100		1/1								
11	JACQUES Viviane	0/2	0			0/1		0/1					
13	SILVA Lucila	0/1	0						0/1				
17	MESQUITA Idalina	1/3	33		0/2			1/1					
18	CAVALEIRO Deonise	1/4	25	0/1		1/3						1	
19	SANTOS Aline	6/10	60			5/8	1/2			1			
23	de PAULA Darly												
	Bench/Team												
	Totals	22/45	49	2/4	4/10	9/20	1/2	4/5	2/4	3	2	0	0

Goalkeepers		Saves							
No.	Name	S/S	%	6m	Wing	9m	7m	FB	BT
1	MASSON Chana	13/32	41	0/1	1/5	6/9	0/1	5/12	1/4
23	de PAULA Darly	5/10	50	0/2	1/1	0/1	0/1	3/3	1/2
	Totals	18/42	43	0/3	2/6	6/10	0/2	8/15	2/6

1st Half	
	0 (1') 1 SANTOS A
KRAUSE N	1 (2') 1
MELBECK S	2 (3') 1
	2 (4') 2 SANTOS A
HARDTER N	3 (4') 2
	3 (5') 3 CAVALEIRO D
	3 (7') 4 OLIVEIRA A
JURACK G	4 (8') 4
	4 (10') 5 SANTOS A
	4 (11') 6 SANTOS A
JURACK G	5 (14') 6
	5 (15') 7 RODRIGUES A
KRAUSE N	6 (15') 7
MELBECK S	7 (16') 7
HARDTER N	8 (18') 7
BAUMBACH M	9 (21') 7
	9 (22') 8 AMORIM E
	9 (23') 9 NASCIMENTO A
KRAUSE N	10 (23') 9
	10 (24') 10 DINIZ F
	10 (25') 11 ROSAS A
KRAUSE N	11 (26') 11
	11 (30') 12 DINIZ F

2nd Half	
MELBECK S	12 (33') 12
KRAUSE N	13 (35') 12
LOERPER A	14 (35') 12
JURACK G	15 (36') 12
LOERPER A	16 (38') 12
HERING M	17 (40') 12
LOERPER A	18 (42') 12
MELBECK S	19 (42') 12
HERING M	20 (44') 12
	20 (45') 13 SANTOS A
	20 (47') 14 PIEADA D
JURACK G	21 (48') 14
	21 (48') 15 NASCIMENTO A
ALTHAUS A	22 (49') 15
	22 (51') 16 NASCIMENTO A
	22 (52') 17 SANTOS A
HERING M	23 (54') 17
	23 (55') 18 MESQUITA I
	23 (56') 19 DINIZ F
	23 (58') 20 NASCIMENTO A
KRAUSE N	24 (58') 20
	24 (59') 21 AMORIM E
	24 (59') 22 AMORIM E

Legend:									
%	Efficiency	2Min	2 Minute Suspensions	6m	6-metre Shots	7m	7-metre Shots	9m	9-metre Shots
BT	Breakthroughs	EX	Exclusions	FB	Fast Breaks	G/S	Goals/Shots	RC	Red Cards
S/S	Saves/Shots	Wing	Wing Shots	YC	Yellow Cards				



## MATCH TEAM STATISTICS

参赛队技术统计 / STATISTIQUES DU MATCH PAR ÉQUIPE

### GER 24 - 22 BRA

(11 - 12) (13 - 10)

Referees: (9) BRETO V / (10) HUELIN J (ESP)

#### GER - Germany

No.	Name	Shots								Offence		Defence		Penalties				TP
		G/S	%	6m	Wing	9m	7m	FB	BT	AS	TF	ST	BS	YC	2Min	RC	EX	
1	ENGLERT Sabine																	30:00
2	HARDTER Nadine	2/4	50		2/2			0/1	0/1		1							32:15
4	JURACK Grit	4/11	36		0/1	3/8	1/1	0/1		4	3	2		1				47:09
7	WORZ Nina Christin	0/1	0					0/1				3						18:15
8	MULLER Anne																	
9	STEINBACH Laura																	
10	LOERPER Anna	3/4	75				1/1	2/2	0/1	2	1	1						22:25
11	HERING Mandy	3/5	60	1/1	1/2			0/1	1/1		1	1						27:45
13	KRAUSE Nadine	6/14	43	1/2	0/2	1/3	0/1	3/5	1/1	2	2	2	2					56:51
15	NEUKAMP Sabrina																	
16	WOLTERING Clara																	30:00
18	BAUMBACH Maren	1/8	13		0/1	0/3		0/3	1/1	2	1							40:44
19	MELBECK Stefanie	4/10	40		1/2	0/2		2/5	1/1									60:00
20	ALTHAUS Anja	1/2	50	1/1				0/1		2	2	1		1	2			54:36
	Bench/Team													1				
	<b>Totals</b>	24/59	41	3/4	4/10	4/16	2/3	7/20	4/6	12	11	10	2	3	2	0	0	

No.	Name	Total Shots		6m Shots		Wing Shots		9m Shots		7m Shots		Fast Breaks		Breakthroughs	
		S/S	%	S/S	%	S/S	%	S/S	%	S/S	%	S/S	%	S/S	%
1	ENGLERT Sabine	7/19	37	1/3	33	2/3	67	2/8	25	1/2	50	0/1	0	1/2	50
16	WOLTERING Clara	11/21	52	1/1	100	3/6	50	5/8	63			1/4	25	1/2	50
	<b>Totals</b>	18/40	45	2/4	50	5/9	56	7/16	44	1/2	50	1/5	20	2/4	50

Team Shots	Goals	Saves	Missed	Post	Blocked	Total	%
6m Shots	3	0	0	1	0	4	75
Wing Shots	4	2	2	2	0	10	40
9m Shots	4	6	2	0	4	16	25
7m Shots	2	0	0	1	n/a	3	67
Fast Breaks	7	8	4	1	0	20	35
Breakthroughs	4	2	0	0	0	6	67
<b>Totals</b>	24	18	8	5	4	59	41

Number of Attacks: 61, Scoring Efficiency: 39%



**OSC GYMNASIUM**  
 奥体中心体育馆  
 GYMNASE DU CSO

SAT 星期六 SAM  
 9 AUG 2008  
 20:45

**HANDBALL**  
 手球 / HANDBALL

**WOMEN**  
 女子项目 / FEMMES

**PRELIMINARY GROUP B - MATCH 6**  
 预赛B组 - 第6场 / PRÉLIMINAIRE GROUPE B - MATCH 6



**MATCH TEAM STATISTICS**

参赛队技术统计 / STATISTIQUES DU MATCH PAR ÉQUIPE

**GER 24 - 22 BRA**

(11 - 12) (13 - 10)

Referees: (9) BRETO V / (10) HUELIN J (ESP)

**GER - Germany**

**Shots Distribution**

**Players**  
Goals / Shots

2 HARDTER N			4 JURACK G			7 WORZ NC			8 MULLER A			9 STEINBACH L			10 LOERPER A			11 HERING M		
		1/2	2/2	0/1	1/1										1/1			1/1		
		0/1						0/1									1/1	0/1		1/1
		1/1	0/1	0/1	1/1										0/1	1/1		1/1		
			2-Missed			2-Blocked												1-Post		
13 KRAUSE N			15 NEUKAMP S			18 BAUMBACH M			19 MELBECK S			20 ALTHAUS A								
1/1	1/2						0/2		1/1		0/1									
								1/1	1/1				0/1							
2/3		2/2					0/1		1/2	0/2	1/1	1/1								
2-Missed 3-Post 1-Blocked						3-Missed			1-Blocked 1-Missed 1-Post											

Team	Offence	Defence	Goalkeepers																																				
Goals / Shots			Saves / Shots																																				
<table border="1"> <tr><td>6/6</td><td>1/5</td><td>2/4</td></tr> <tr><td>1/3</td><td></td><td>3/5</td></tr> <tr><td>5/9</td><td>1/5</td><td>5/5</td></tr> </table> <p>8-Missed 5-Post 4-Blocked</p>	6/6	1/5	2/4	1/3		3/5	5/9	1/5	5/5			<table border="1"> <tr><td></td><td>3/6</td><td>2/2</td></tr> <tr><td>3/9</td><td>1/1</td><td>3/5</td></tr> <tr><td>2/7</td><td>2/3</td><td>2/7</td></tr> </table> <p>1 ENGLERT S</p> <table border="1"> <tr><td></td><td>1/2</td><td>1/1</td></tr> <tr><td>2/5</td><td></td><td>2/3</td></tr> <tr><td>0/3</td><td>0/1</td><td>1/4</td></tr> </table> <p>16 WOLTERING C</p> <table border="1"> <tr><td></td><td>2/4</td><td>1/1</td></tr> <tr><td>1/4</td><td>1/1</td><td>1/2</td></tr> <tr><td>2/4</td><td>2/2</td><td>1/3</td></tr> </table>		3/6	2/2	3/9	1/1	3/5	2/7	2/3	2/7		1/2	1/1	2/5		2/3	0/3	0/1	1/4		2/4	1/1	1/4	1/1	1/2	2/4	2/2	1/3
6/6	1/5	2/4																																					
1/3		3/5																																					
5/9	1/5	5/5																																					
	3/6	2/2																																					
3/9	1/1	3/5																																					
2/7	2/3	2/7																																					
	1/2	1/1																																					
2/5		2/3																																					
0/3	0/1	1/4																																					
	2/4	1/1																																					
1/4	1/1	1/2																																					
2/4	2/2	1/3																																					



## MATCH TEAM STATISTICS

参赛队技术统计 / STATISTIQUES DU MATCH PAR ÉQUIPE

### GER 24 - 22 BRA

(11 - 12) (13 - 10)

Referees: (9) BRETO V / (10) HUELIN J (ESP)

#### BRA - Brazil

No.	Name	Shots								Offence		Defence		Penalties			TP	
		G/S	%	6m	Wing	9m	7m	FB	BT	AS	TF	ST	BS	YC	2Min	RC		EX
1	MASSON Chana											1						43:27
2	DINIZ Fabiana	3/3	100	1/1		1/1		1/1			2		1	1				29:03
3	NASCIMENTO Alexandra	4/8	50		3/7			1/1				1	1					56:16
5	PIEADADE Daniela	1/1	100					1/1			1	1						20:05
6	AMORIM Eduarda	3/6	50	0/1		1/3			2/2		3							11:15
7	OLIVEIRA Alessandra	1/1	100	1/1						2	1	1			1			42:00
9	RODRIGUES Ana	1/5	20			1/4			0/1		1							17:23
10	ROSAS Aline	1/1	100		1/1						4	2						33:59
11	JACQUES Viviane	0/2	0			0/1		0/1		1		1						15:40
13	SILVA Lucila	0/1	0						0/1		3							19:17
17	MESQUITA Idalina	1/3	33		0/2			1/1										23:32
18	CAVALEIRO Deonise	1/4	25	0/1		1/3				4	2				1			46:17
19	SANTOS Aline	6/10	60			5/8	1/2				5		2	1				45:13
23	de PAULA Darly																	16:33
	Bench/Team																	
<b>Totals</b>		22/45	49	2/4	4/10	9/20	1/2	4/5	2/4	7	23	5	4	3	2	0	0	

No.	Name	Total Shots		6m Shots		Wing Shots		9m Shots		7m Shots		Fast Breaks		Breakthroughs	
		S/S	%	S/S	%	S/S	%	S/S	%	S/S	%	S/S	%	S/S	%
1	MASSON Chana	13/32	41	0/1	0	1/5	20	6/9	67	0/1	0	5/12	42	1/4	25
23	de PAULA Darly	5/10	50	0/2	0	1/1	100	0/1	0	0/1	0	3/3	100	1/2	50
<b>Totals</b>		18/42	43	0/3	0	2/6	33	6/10	60	0/2	0	8/15	53	2/6	33

Team Shots	Goals	Saves	Missed	Post	Blocked	Total	%
6m Shots	2	2	0	0	0	4	50
Wing Shots	4	5	0	1	0	10	40
9m Shots	9	7	0	2	2	20	45
7m Shots	1	1	0	0	n/a	2	50
Fast Breaks	4	1	0	0	0	5	80
Breakthroughs	2	2	0	0	0	4	50
<b>Totals</b>	22	18	0	3	2	45	49

Number of Attacks: 62, Scoring Efficiency: 35%





**OSC GYMNASIUM**  
 奥体中心体育馆  
 GYMNASE DU CSO

SAT 星期六 SAM  
 9 AUG 2008  
 20:45

**HANDBALL**  
 手球 / HANDBALL

**WOMEN**  
 女子项目 / FEMMES

**PRELIMINARY GROUP B - MATCH 6**  
 预赛B组 - 第6场 / PRÉLIMINAIRE GROUPE B - MATCH 6



**MATCH TEAM STATISTICS**

参赛队技术统计 / STATISTIQUES DU MATCH PAR ÉQUIPE

**GER 24 - 22 BRA**  
 (11 - 12) (13 - 10)

Referees: (9) BRETO V / (10) HUELIN J (ESP)

**BRA - Brazil**

**Shots Distribution**

Players			Goals / Shots			
2 DINIZ F	3 NASCIMENTO A	5 PIEDADE D	6 AMORIM E	7 OLIVEIRA A	9 RODRIGUES A	10 ROSAS A
2/2	1/2		0/1 0/1		1/1 0/1	
	0/1	1/1	1/1		1/1 0/1	
1/1	0/1 2/2		1/1 1/1 0/1	1/1	0/1 0/1 0/1	1/1
	1-Post					
11 JACQUES V	13 SILVA L	17 MESQUITA I	18 CAVALEIRO D	19 SANTOS A		
		0/1	0/1			
0/1	0/1	1/1 0/1	1/1	1/2 1/2		
				2/3 2/2		
1-Post			2-Blocked	1-Post		

Team	Offence	Defence	Goalkeepers
Goals / Shots			Saves / Shots
3/6 0/2	2/4 Breakthroughs	4/6 Breakthroughs	0/6 4/5 2/4
6/9 0/1 2/5	0/1 0/2	0/1 1/2	2/3 2/5
5/7 1/3 5/7	2/3 7/14	4/14 1/1	4/9 4/5 0/5
3-Post 2-Blocked	1/2 7m 0/0 2/4	0/1 1/1	1 MASSON C
	1/3 4/5 Fast Breaks	0/1 1/1	0/4 3/4 2/4
		7/20 Fast Breaks	2/3 2/4
			2/5 2/3 0/5
			23 de PAULA D
			0/2 1/1
			0/1
			2/4 2/2

Legend:							
%	Efficiency	2Min	2 Minute Suspensions	6m	6-metre Shots	7m	7-metre Shots
AS	Assists	BS	Blocked Shots	BT	Breakthroughs	EX	Exclusions
G/S	Goals/Shots	n/a	not applicable	RC	Red Cards	S/S	Saves/Shots
TF	Technical Faults	TP	Time Played	Wing	Wing Shots	YC	Yellow Cards
						9m	9-metre Shots
						FB	Fast Breaks
						ST	Steals



**RESULTS**

比赛成绩 / RÉSULTATS

**BRA 28 - 28 HUN**

(12 - 17) (16 - 11)

Referees: (19) BAUM M / (20) GORALCZYK M (POL)

**BRA - Brazil**

Players		Shots								Penalties			
No.	Name	G/S	%	6m	Wing	9m	7m	FB	BT	YC	2Min	RC	EX
1	MASSON Chana												
2	DINIZ Fabiana	0/2	0	0/1				0/1		1	2		
3	NASCIMENTO Alexandra	6/7	86		2/3		1/1	2/2	1/1				
5	PIEADADE Daniela									1	1		
6	AMORIM Eduarda	10/11	91	2/2		5/6		2/2	1/1				
7	OLIVEIRA Alessandra	4/4	100	3/3				1/1					
9	RODRIGUES Ana	0/1	0			0/1							
10	ROSAS Aline	2/4	50		0/1			2/3			1		
11	JACQUES Viviane	0/1	0			0/1							
13	SILVA Lucila	1/3	33	1/1		0/1			0/1				
17	MESQUITA Idalina	0/1	0					0/1			1		
18	CAVALEIRO Deonise	1/6	17		1/1	0/4			0/1				
19	SANTOS Aline	4/10	40			2/7	1/1	1/2		1	1		
23	de PAULA Daryl												
	Bench/Team												
	Totals	28/50	56	6/7	3/5	7/20	2/2	8/12	2/4	3	6	0	0

Goalkeepers		Saves							
No.	Name	S/S	%	6m	Wing	9m	7m	FB	BT
1	MASSON Chana	14/40	35	3/6	1/8	6/10	1/2	3/10	0/4
23	de PAULA Daryl	0/2	0				0/2		
	Totals	14/42	33	3/6	1/8	6/10	1/4	3/10	0/4

**HUN - Hungary**

Players		Shots								Penalties			
No.	Name	G/S	%	6m	Wing	9m	7m	FB	BT	YC	2Min	RC	EX
2	FERLING Bernadett	1/2	50	1/1		0/1							
6	VERTEN Orsolya	2/4	50		1/2			1/2					
10	PIGNICZKI Krisztina												
12	HERR Orsolya												
13	GORBICZ Anita	8/17	47		1/1	2/7	3/6	1/2	1/1				
16	PALINGER Katalin	0/1	0					0/1					
17	TOTH Tímea	1/5	20	1/1		0/4				1	3	1	
18	SZAMORANSKY Piroska	6/9	67	1/4				4/4	1/1	1			
22	BODI Bernadett												
23	SZUCS Gabriella	1/1	100					1/1					
26	BORBAS Rita												
31	HORNYAK Agnes												
83	KOVACSICZ Monika	6/7	86		5/5			0/1	1/1		1		
87	TOMORI Szusanna	3/6	50	0/1		2/4			1/1	1	2		
	Bench/Team												
	Totals	28/52	54	3/7	7/8	4/16	3/6	7/11	4/4	3	6	1	0

Goalkeepers		Saves							
No.	Name	S/S	%	6m	Wing	9m	7m	FB	BT
12	HERR Orsolya								
16	PALINGER Katalin	13/41	32	1/7	2/5	6/13	0/2	3/11	1/3
	Totals	13/41	32	1/7	2/5	6/13	0/2	3/11	1/3

**RUNNING SCORE**

**BRA - HUN**

1st Half	
0 (2') 1	GORBICZ A
0 (3') 2	KOVACSICZ M
0 (3') 3	SZAMORANSKY P
1 (4') 3	CAVALEIRO D
2 (4') 3	SILVA L
3 (5') 3	NASCIMENTO A
4 (6') 3	NASCIMENTO A
4 (7') 4	KOVACSICZ M
4 (8') 5	KOVACSICZ M
4 (9') 6	GORBICZ A
4 (11') 7	GORBICZ A
5 (12') 7	OLIVEIRA A
5 (14') 8	SZAMORANSKY P
6 (14') 8	AMORIM E
6 (15') 9	SZAMORANSKY P
7 (15') 9	NASCIMENTO A
7 (16') 10	TOMORI Z
7 (18') 11	TOTH T
7 (19') 12	KOVACSICZ M
8 (19') 12	OLIVEIRA A
8 (21') 13	VERTEN O
9 (22') 13	SANTOS A
9 (23') 14	TOMORI Z
10 (24') 14	SANTOS A
10 (25') 15	GORBICZ A
10 (27') 16	GORBICZ A
11 (27') 16	AMORIM E
11 (29') 17	GORBICZ A
12 (29') 17	SANTOS A

2nd Half	
13 (31') 17	AMORIM E
14 (33') 17	AMORIM E
15 (34') 17	AMORIM E
16 (35') 17	AMORIM E
17 (36') 17	OLIVEIRA A
17 (37') 18	GORBICZ A
17 (40') 19	SZAMORANSKY P
18 (41') 19	AMORIM E
18 (42') 20	SZAMORANSKY P
19 (43') 20	AMORIM E
20 (44') 20	SANTOS A
20 (44') 21	KOVACSICZ M
20 (46') 22	SZAMORANSKY P
21 (46') 22	OLIVEIRA A
22 (47') 22	ROSAS A
22 (48') 23	KOVACSICZ M
23 (48') 23	NASCIMENTO A
23 (49') 24	GORBICZ A
24 (50') 24	AMORIM E
24 (50') 25	VERTEN O
25 (51') 25	NASCIMENTO A
26 (57') 25	ROSAS A
27 (58') 25	NASCIMENTO A
27 (59') 26	FERLING B
27 (59') 27	SZUCS G
28 (60') 27	AMORIM E
28 (60') 28	TOMORI Z

<b>Legend:</b>	<b>%</b> Efficiency	<b>2Min</b> 2 Minute Suspensions	<b>6m</b> 6-metre Shots	<b>7m</b> 7-metre Shots	<b>9m</b> 9-metre Shots
<b>BT</b> Breakthroughs	<b>EX</b> Exclusions	<b>FB</b> Fast Breaks	<b>G/S</b> Goals/Shots	<b>RC</b> Red Cards	
<b>S/S</b> Saves/Shots	<b>Wing</b> Wing Shots	<b>YC</b> Yellow Cards			



## MATCH TEAM STATISTICS

参赛队技术统计 / STATISTIQUES DU MATCH PAR ÉQUIPE

### BRA 28 - 28 HUN

(12 - 17) (16 - 11)

Referees: (19) BAUM M / (20) GORALCZYK M (POL)

#### BRA - Brazil

No.	Name	Shots								Offence		Defence		Penalties			TP	
		G/S	%	6m	Wing	9m	7m	FB	BT	AS	TF	ST	BS	YC	2Min	RC		EX
1	MASSON Chana									1	1							58:52
2	DINIZ Fabiana	0/2	0	0/1				0/1			1		1	1	2			31:00
3	NASCIMENTO Alexandra	6/7	86		2/3		1/1	2/2	1/1	2	1	3						58:55
5	PIEADADE Daniela											1		1	1			20:46
6	AMORIM Eduarda	10/11	91	2/2		5/6		2/2	1/1	3	2							22:26
7	OLIVEIRA Alessandra	4/4	100	3/3				1/1		1	1	1						50:21
9	RODRIGUES Ana	0/1	0			0/1				1	2							11:58
10	ROSAS Aline	2/4	50		0/1			2/3		1	1	1	1		1			42:13
11	JACQUES Viviane	0/1	0			0/1				1	1							10:30
13	SILVA Lucila	1/3	33	1/1		0/1			0/1	1	1							12:03
17	MESQUITA Idalina	0/1	0					0/1		1		1			1			16:16
18	CAVALEIRO Deonise	1/6	17		1/1	0/4			0/1	1	4							41:56
19	SANTOS Aline	4/10	40			2/7	1/1	1/2		2		1	1	1	1			41:36
23	de PAULA Darly																	1:08
	Bench/Team																	
<b>Totals</b>		28/50	56	6/7	3/5	7/20	2/2	8/12	2/4	15	15	8	3	3	6	0	0	

No.	Name	Total Shots		6m Shots		Wing Shots		9m Shots		7m Shots		Fast Breaks		Breakthroughs	
		S/S	%	S/S	%	S/S	%	S/S	%	S/S	%	S/S	%	S/S	%
1	MASSON Chana	14/40	35	3/6	50	1/8	13	6/10	60	1/2	50	3/10	30	0/4	0
23	de PAULA Darly	0/2	0							0/2	0				
<b>Totals</b>		14/42	33	3/6	50	1/8	13	6/10	60	1/4	25	3/10	30	0/4	0

Team Shots	Goals	Saves	Missed	Post	Blocked	Total	%
6m Shots	6	1	0	0	0	7	86
Wing Shots	3	2	0	0	0	5	60
9m Shots	7	6	4	2	1	20	35
7m Shots	2	0	0	0	n/a	2	100
Fast Breaks	8	3	0	1	0	12	67
Breakthroughs	2	1	1	0	0	4	50
<b>Totals</b>	28	13	5	3	1	50	56

Number of Attacks: 62, Scoring Efficiency: 45%



**OSC GYMNASIUM**  
 奥体中心体育馆  
 GYMNASE DU CSO

MON 星期一 LUN  
 11 AUG 2008  
 10:45

**HANDBALL**  
 手球 / HANDBALL

**WOMEN**  
 女子项目 / FEMMES

**PRELIMINARY GROUP B - MATCH 8**  
 预赛B组 - 第8场 / PRÉLIMINAIRE GROUPE B - MATCH 8



**MATCH TEAM STATISTICS**  
 参赛队技术统计 / STATISTIQUES DU MATCH PAR ÉQUIPE

**BRA 28 - 28 HUN**  
 (12 - 17) (16 - 11)

Referees: (19) BAUM M / (20) GORALCZYK M (POL)

**BRA - Brazil**

**Shots Distribution**

Players			Goals / Shots			
2 DINIZ F	3 NASCIMENTO A	5 PIEDADE D	6 AMORIM E	7 OLIVEIRA A	9 RODRIGUES A	10 ROSAS A
0/1	1/1		1/1	1/1	0/1	
0/1	1/2		2/2	1/1		0/1
0/1	3/3		2/2	1/1		1/1 0/1 1/1
11 JACQUES V	13 SILVA L	17 MESQUITA I	18 CAVALEIRO D	19 SANTOS A		
			0/1	1/1		
	1/2	0/1	0/1			
			1/1	3/4		
1-Post	1-Missed		2-Missed	2-Missed 2-Post	1-Blocked	

Team	Offence	Defence	Goalkeepers																																	
Goals / Shots			Saves / Shots																																	
<table border="1"> <tr><td>1/1</td><td>2/3</td><td>1/2</td></tr> <tr><td>3/5</td><td>0/1</td><td>4/9</td></tr> <tr><td>11/13</td><td>1/2</td><td>5/5</td></tr> </table> <p>5-Missed 3-Post 1-Blocked</p>	1/1	2/3	1/2	3/5	0/1	4/9	11/13	1/2	5/5			<table border="1"> <tr><td>2/4</td><td>2/4</td><td>1/3</td></tr> <tr><td>2/5</td><td></td><td>2/3</td></tr> <tr><td>1/8</td><td>3/4</td><td>1/11</td></tr> </table> <p>1 MASSON C</p> <table border="1"> <tr><td>2/4</td><td>2/4</td><td>1/3</td></tr> <tr><td>2/5</td><td></td><td>2/3</td></tr> <tr><td>1/7</td><td>3/4</td><td>1/10</td></tr> </table> <p>23 de PAULA D</p> <table border="1"> <tr><td></td><td></td><td></td></tr> <tr><td>0/1</td><td></td><td>0/1</td></tr> </table>	2/4	2/4	1/3	2/5		2/3	1/8	3/4	1/11	2/4	2/4	1/3	2/5		2/3	1/7	3/4	1/10				0/1		0/1
1/1	2/3	1/2																																		
3/5	0/1	4/9																																		
11/13	1/2	5/5																																		
2/4	2/4	1/3																																		
2/5		2/3																																		
1/8	3/4	1/11																																		
2/4	2/4	1/3																																		
2/5		2/3																																		
1/7	3/4	1/10																																		
0/1		0/1																																		



## MATCH TEAM STATISTICS

参赛队技术统计 / STATISTIQUES DU MATCH PAR ÉQUIPE

### BRA 28 - 28 HUN

(12 - 17) (16 - 11)

Referees: (19) BAUM M / (20) GORALCZYK M (POL)

#### HUN - Hungary

No.	Name	Shots								Offence		Defence		Penalties			TP	
		G/S	%	6m	Wing	9m	7m	FB	BT	AS	TF	ST	BS	YC	2Min	RC		EX
2	FERLING Bernadett	1/2	50	1/1		0/1						1						16:37
6	VERTEN Orsolya	2/4	50		1/2			1/2			2							60:00
10	PIGNICZKI Krisztina																	1:00
12	HERR Orsolya																	
13	GORBICZ Anita	8/17	47		1/1	2/7	3/6	1/2	1/1	5	3	2						60:00
16	PALINGER Katalin	0/1	0					0/1										59:45
17	TOTH Timea	1/5	20	1/1		0/4				1	3			1	3	1		47:47
18	SZAMORANSKY Piroska	6/9	67	1/4				4/4	1/1	2	1			1				51:44
22	BODI Bernadett																	1:50
23	SZUCS Gabriella	1/1	100					1/1										7:09
26	BORBAS Rita																	
31	HORNYAK Agnes									1	1							8:13
83	KOVACSICZ Monika	6/7	86		5/5			0/1	1/1							1		53:13
87	TOMORI Zsuzsanna	3/6	50	0/1		2/4			1/1	5	4	1	1	1	2			52:42
	Bench/Team																	
<b>Totals</b>		28/52	54	3/7	7/8	4/16	3/6	7/11	4/4	14	15	3	1	3	6	1	0	

No.	Name	Total Shots		6m Shots		Wing Shots		9m Shots		7m Shots		Fast Breaks		Breakthroughs	
		S/S	%	S/S	%	S/S	%	S/S	%	S/S	%	S/S	%	S/S	%
12	HERR Orsolya														
16	PALINGER Katalin	13/41	32	1/7	14	2/5	40	6/13	46	0/2	0	3/11	27	1/3	33
<b>Totals</b>		13/41	32	1/7	14	2/5	40	6/13	46	0/2	0	3/11	27	1/3	33

Team Shots	Goals	Saves	Missed	Post	Blocked	Total	%
6m Shots	3	3	0	1	0	7	43
Wing Shots	7	1	0	0	0	8	88
9m Shots	4	6	2	2	2	16	25
7m Shots	3	1	1	1	n/a	6	50
Fast Breaks	7	3	1	0	0	11	64
Breakthroughs	4	0	0	0	0	4	100
<b>Totals</b>	28	14	4	4	2	52	54

Number of Attacks: 62, Scoring Efficiency: 45%



**OSC GYMNASIUM**  
 奥体中心体育馆  
 GYMNASE DU CSO

MON 星期一 LUN  
 11 AUG 2008  
 10:45

**HANDBALL**  
 手球 / HANDBALL

**WOMEN**  
 女子项目 / FEMMES

**PRELIMINARY GROUP B - MATCH 8**  
 预赛B组 - 第8场 / PRÉLIMINAIRE GROUPE B - MATCH 8



**MATCH TEAM STATISTICS**

参赛队技术统计 / STATISTIQUES DU MATCH PAR ÉQUIPE

**BRA 28 - 28 HUN**  
 (12 - 17) (16 - 11)

Referees: (19) BAUM M / (20) GORALCZYK M (POL)

**HUN - Hungary**

**Shots Distribution**

Players			Goals / Shots			
2 FERLING B	6 VERTEN O	10 PIGNICZKI K	13 GORBICZ A	17 TOTH T	18 SZAMORANSKY P	22 BODI B
0/1	0/1		1/1	0/1	1/2 1/2	
	0/1 2/2		3/3 0/2			
			2/3 0/1 2/3	1/1	1/1 1/1 2/2	
			2-Missed 1-Post 1-Blocked 1-Missed 2-Post		1-Post	
23 SZUCS G	26 BORBAS R	31 HORNYAK A	83 KOVACSICZ M	87 TOMORI Z		
			1/1 1/1		1/2	
				0/1		
			2/2 0/1 1/1	1/1	1/1	
				1-Blocked		

Team	Offence	Defence	Goalkeepers
Goals / Shots			Saves / Shots
2/4 2/4 2/3	7/7	2/4	0/1 1/3 1/2
3/5 1/3	4/4 Breakthroughs	2/4 Breakthroughs	2/5 1/1 5/9
7/8 1/4 10/11	2/3 2/8	0/0 0/0	2/13 1/2 0/5
4-Missed 4-Post 2-Blocked	1/4 1/5	7/16 5/6	12 HERR O
	3/6 7m	0/4 1/1	
	0/0 1/3	0/1	
	7/11 Fast Breaks	8/12 Fast Breaks	16 PALINGER K
			0/1 1/3 1/2
			2/5 1/1 5/9
			2/13 1/2 0/5

Legend:							
%	Efficiency	2Min	2 Minute Suspensions	6m	6-metre Shots	7m	7-metre Shots
AS	Assists	BS	Blocked Shots	BT	Breakthroughs	EX	Exclusions
G/S	Goals/Shots	n/a	not applicable	RC	Red Cards	S/S	Saves/Shots
TF	Technical Faults	TP	Time Played	Wing	Wing Shots	YC	Yellow Cards
						9m	9-metre Shots
						FB	Fast Breaks
						ST	Steals



## RESULTS

比赛成绩 / RÉSULTATS

### KOR 30 - 20 GER

(12 - 9) (18 - 11)

Referees: (25) KRSTIC N / (26) LJUBIC P (SLO)

#### RUNNING SCORE

##### KOR - GER

#### KOR - Korea

Players		Shots								Penalties			
No.	Name	G/S	%	6m	Wing	9m	7m	FB	BT	YC	2Min	RC	EX
1	OH Yongran												
3	KIM Ona	1/8	13	0/2		1/3	0/1		0/2				
4	HUH Soonyoung	5/5	100	1/1				4/4			1		
6	SONG Hairim												
7	KIM Namsun	1/1	100					1/1					
9	KIM Chayoun	0/1	0					0/1					
10	OH Seongok	5/7	71			2/4		2/2	1/1	1	1		
11	HONG Jeongho	6/8	75			2/4	3/3	1/1				1	
13	PARK Chunghee	5/9	56	0/1	1/2	0/1		4/5		1			
16	LEE Minhee												
17	AN Junghwa	2/6	33		2/6								
18	BAE Minhee												
19	CHOI Imjeong	1/4	25			1/4							
20	MOON Pilhee	4/8	50			2/4		1/3	1/1				
	Bench/Team												
	Totals	30/57	53	1/4	3/8	8/20	3/4	13/17	2/4	3	6	0	0

Goalkeepers		Saves							
No.	Name	S/S	%	6m	Wing	9m	7m	FB	BT
1	OH Yongran	0/4	0	0/2		0/1			0/1
16	LEE Minhee	19/35	54	4/8	3/4	7/10	1/1	2/8	2/4
	Totals	19/39	49	4/10	3/4	7/11	1/1	2/8	2/5

#### GER - Germany

Players		Shots								Penalties			
No.	Name	G/S	%	6m	Wing	9m	7m	FB	BT	YC	2Min	RC	EX
1	ENGLERT Sabine												
2	HARDTER Nadine												
4	JURACK Grit	4/10	40	1/2		2/6	0/1	1/1		1	1		
7	WORZ Nina Christin	2/4	50			1/2		1/1	0/1	1	2		
8	MULLER Anne	2/4	50	2/2				0/1	0/1				
9	STEINBACH Laura												
10	LOERPER Anna	4/4	100		1/1			2/2	1/1				
11	HERING Mandy	3/7	43	1/1	0/3	0/1		2/2		1			
13	KRAUSE Nadine	2/7	29			1/4		0/1	1/2				
15	NEUKAMP Sabrina	0/3	0		0/1	0/1			0/1				
16	WOLTERING Clara												
18	BAUMBACH Maren	1/2	50	0/1					1/1				
19	MELBECK Stefanie	0/4	0	0/1	0/1	0/1		0/1					
20	ALTHAUS Anja	2/6	33	2/5				0/1					
	Bench/Team												
	Totals	20/51	39	6/12	1/6	4/15	0/1	6/10	3/7	3	3	0	0

Goalkeepers		Saves							
No.	Name	S/S	%	6m	Wing	9m	7m	FB	BT
1	ENGLERT Sabine	6/15	40	1/2	1/1	1/3	1/3	2/5	0/1
16	WOLTERING Clara	11/32	34	2/2	2/5	6/12	0/1	0/10	1/2
	Totals	17/47	36	3/4	3/6	7/15	1/4	2/15	1/3

##### 1st Half

OH S	1 (1') 0
	1 (1') 1 JURACK G
	1 (3') 2 KRAUSE N
	1 (3') 3 ALTHAUS A
HONG J	2 (4') 3
PARK C	3 (5') 3
	3 (6') 4 JURACK G
	3 (7') 5 KRAUSE N
OH S	4 (8') 5
HONG J	5 (12') 5
	5 (13') 6 ALTHAUS A
MOON P	6 (15') 6
	6 (16') 7 LOERPER A
AN J	7 (17') 7
OH S	8 (18') 7
	8 (18') 8 BAUMBACH M
HONG J	9 (24') 8
HUH S	10 (25') 8
KIM O	11 (27') 8
	11 (28') 9 LOERPER A
HONG J	12 (28') 9

##### 2nd Half

MOON P	13 (31') 9
	13 (31') 10 MULLER A
PARK C	14 (32') 10
	14 (33') 11 HERING M
HONG J	15 (34') 11
	15 (37') 12 HERING M
AN J	16 (38') 12
	16 (38') 13 MULLER A
OH S	17 (39') 13
	17 (40') 14 WORZ NC
HONG J	18 (40') 14
PARK C	19 (41') 14
OH S	20 (43') 14
HUH S	21 (43') 14
HUH S	22 (44') 14
	22 (44') 15 JURACK G
HUH S	23 (45') 15
PARK C	24 (47') 15
MOON P	25 (48') 15
MOON P	26 (50') 15
	26 (50') 16 JURACK G
	26 (51') 17 LOERPER A
	26 (52') 18 HERING M
HUH S	27 (53') 18
KIM N	28 (53') 18
	28 (55') 19 LOERPER A
PARK C	29 (56') 19
CHOI I	30 (58') 19
	30 (60') 20 WORZ NC

#### Legend:

%	Efficiency	2Min	2 Minute Suspensions	6m	6-metre Shots	7m	7-metre Shots	9m	9-metre Shots
BT	Breakthroughs	EX	Exclusions	FB	Fast Breaks	G/S	Goals/Shots	RC	Red Cards
S/S	Saves/Shots	Wing	Wing Shots	YC	Yellow Cards				



## MATCH TEAM STATISTICS

参赛队技术统计 / STATISTIQUES DU MATCH PAR ÉQUIPE

### KOR 30 - 20 GER

(12 - 9) (18 - 11)

Referees: (25) KRSTIC N / (26) LJUBIC P (SLO)

#### KOR - Korea

No.	Name	Shots								Offence		Defence		Penalties			TP	
		G/S	%	6m	Wing	9m	7m	FB	BT	AS	TF	ST	BS	YC	2Min	RC		EX
1	OH Yongran																	5:19
3	KIM Ona	1/8	13	0/2		1/3	0/1		0/2	2		1						15:44
4	HUH Soonyoung	5/5	100	1/1				4/4			3	1			1			58:45
6	SONG Hairim																	
7	KIM Namsun	1/1	100					1/1										8:06
9	KIM Chayoun	0/1	0					0/1			1			1	1			16:52
10	OH Seongok	5/7	71			2/4		2/2	1/1	1	5	4		1	2			51:18
11	HONG Jeongho	6/8	75			2/4	3/3	1/1		4	1				1			35:12
13	PARK Chunghee	5/9	56	0/1	1/2	0/1		4/5			1	1		1				55:57
16	LEE Minhee																	54:41
17	AN Junghwa	2/6	33		2/6					1	1					1		51:39
18	BAE Minhee																	
19	CHOI Imjeong	1/4	25			1/4				2	2							20:05
20	MOON Pilhee	4/8	50			2/4		1/3	1/1	2	2	2	1					46:22
	Bench/Team																	
<b>Totals</b>		30/57	53	1/4	3/8	8/20	3/4	13/17	2/4	12	16	9	1	3	6	0	0	

No.	Name	Total Shots		6m Shots		Wing Shots		9m Shots		7m Shots		Fast Breaks		Breakthroughs		
		S/S	%	S/S	%	S/S	%	S/S	%	S/S	%	S/S	%	S/S	%	
1	OH Yongran	0/4	0	0/2	0			0/1	0						0/1	0
16	LEE Minhee	19/35	54	4/8	50	3/4	75	7/10	70	1/1	100	2/8	25	2/4	50	
<b>Totals</b>		19/39	49	4/10	40	3/4	75	7/11	64	1/1	100	2/8	25	2/5	40	

Team Shots	Goals	Saves	Missed	Post	Blocked	Total	%
6m Shots	1	3	0	0	0	4	25
Wing Shots	3	3	0	2	0	8	38
9m Shots	8	7	1	1	3	20	40
7m Shots	3	1	0	0	n/a	4	75
Fast Breaks	13	2	1	1	0	17	76
Breakthroughs	2	1	0	1	0	4	50
<b>Totals</b>	30	17	2	5	3	57	53

Number of Attacks: 69, Scoring Efficiency: 43%





**OSC GYMNASIUM**  
 奥体中心体育馆  
 GYMNASE DU CSO

MON 星期一 LUN  
 11 AUG 2008  
 15:45

**HANDBALL**  
 手球 / HANDBALL

**WOMEN**  
 女子项目 / FEMMES

**PRELIMINARY GROUP B - MATCH 10**  
 预赛B组 - 第10场 / PRÉLIMINAIRE GROUPE B - MATCH 10



**MATCH TEAM STATISTICS**

参赛队技术统计 / STATISTIQUES DU MATCH PAR ÉQUIPE

**KOR 30 - 20 GER**  
 (12 - 9) (18 - 11)

Referees: (25) KRSTIC N / (26) LJUBIC P (SLO)

**KOR - Korea**

**Shots Distribution**

**Players**  
Goals / Shots

3 KIM O			4 HUH S			6 SONG H			7 KIM N			9 KIM C			10 OH S			11 HONG J		
0/1	0/3	1/1		2/2									0/1		1/1	1/1		1/1	2/2	
		0/1	2/2								1/1						0/1			0/1
				1/1											2/2		1/1	1/1	2/2	
1-Post 1-Blocked												1-Post			1-Blocked					

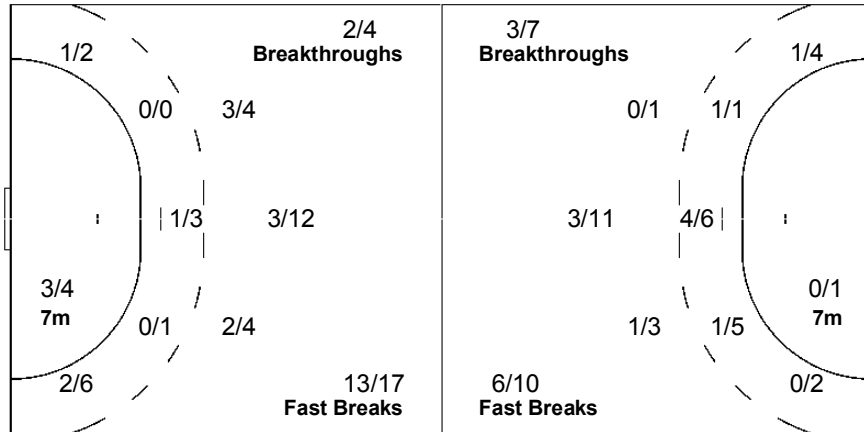
  

13 PARK C			17 AN J			18 BAE M			19 CHOI I			20 MOON P		
1/1				1/1								1/1	0/1	
	0/1								0/1	0/1		1/1		
2/2	1/2	1/2	0/1	0/1	1/1						1/2	2/2		
1-Post			2-Post									2-Missed 1-Blocked		

**Team**  
Goals / Shots

4/5	6/11	1/1
3/4	0/2	1/4
7/8	4/6	4/6

2-Missed 5-Post 3-Blocked



**Goalkeepers**  
Saves / Shots

4/9	1/1	3/5
4/6	1/1	3/5
2/5	1/3	0/4

1 OH Y

0/1		
		0/1
0/1	0/1	

16 LEE M

4/8	1/1	3/5
4/6	1/1	3/4
2/4	1/2	0/4



## MATCH TEAM STATISTICS

参赛队技术统计 / STATISTIQUES DU MATCH PAR ÉQUIPE

### KOR 30 - 20 GER

(12 - 9) (18 - 11)

Referees: (25) KRSTIC N / (26) LJUBIC P (SLO)

#### GER - Germany

No.	Name	Shots								Offence		Defence		Penalties				TP
		G/S	%	6m	Wing	9m	7m	FB	BT	AS	TF	ST	BS	YC	2Min	RC	EX	
1	ENGLERT Sabine																	15:59
2	HARDTER Nadine																	
4	JURACK Grit	4/10	40	1/2		2/6	0/1	1/1		3	6		1	1	1			56:27
7	WORZ Nina Christin	2/4	50			1/2		1/1	0/1	1	2	1	1	1	2			34:03
8	MULLER Anne	2/4	50	2/2				0/1	0/1		3	1						27:04
9	STEINBACH Laura																	
10	LOERPER Anna	4/4	100		1/1			2/2	1/1		3	1						30:22
11	HERING Mandy	3/7	43	1/1	0/3	0/1		2/2		1		1		1				49:40
13	KRAUSE Nadine	2/7	29			1/4		0/1	1/2	1	4							44:53
15	NEUKAMP Sabrina	0/3	0		0/1	0/1					1							7:25
16	WOLTERING Clara																	44:01
18	BAUMBACH Maren	1/2	50	0/1					1/1		6	1						33:20
19	MELBECK Stefanie	0/4	0	0/1	0/1	0/1		0/1			1	1	1					52:35
20	ALTHAUS Anja	2/6	33	2/5				0/1			1							24:11
	Bench/Team																	
<b>Totals</b>		20/51	39	6/12	1/6	4/15	0/1	6/10	3/7	6	27	6	3	3	3	0	0	

No.	Name	Total Shots		6m Shots		Wing Shots		9m Shots		7m Shots		Fast Breaks		Breakthroughs	
		S/S	%	S/S	%	S/S	%	S/S	%	S/S	%	S/S	%	S/S	%
1	ENGLERT Sabine	6/15	40	1/2	50	1/1	100	1/3	33	1/3	33	2/5	40	0/1	0
16	WOLTERING Clara	11/32	34	2/2	100	2/5	40	6/12	50	0/1	0	0/10	0	1/2	50
<b>Totals</b>		17/47	36	3/4	75	3/6	50	7/15	47	1/4	25	2/15	13	1/3	33

Team Shots	Goals	Saves	Missed	Post	Blocked	Total	%
6m Shots	6	4	0	1	1	12	50
Wing Shots	1	3	2	0	0	6	17
9m Shots	4	7	2	1	1	15	27
7m Shots	0	1	0	0	n/a	1	0
Fast Breaks	6	2	1	1	0	10	60
Breakthroughs	3	2	2	0	0	7	43
<b>Totals</b>	20	19	7	3	2	51	39

Number of Attacks: 70, Scoring Efficiency: 29%



**MATCH TEAM STATISTICS**  
参赛队技术统计 / STATISTIQUES DU MATCH PAR ÉQUIPE

**KOR 30 - 20 GER**  
(12 - 9) (18 - 11)

Referees: (25) KRSTIC N / (26) LJUBIC P (SLO)

**GER - Germany**

**Shots Distribution**

Players			Goals / Shots			
2 HARDTER N	4 JURACK G	7 WORZ NC	8 MULLER A	9 STEINBACH L	10 LOERPER A	11 HERING M
0/0	2/2	1/2	0/1	0/0	1/1	0/0
0/0	1/1	0/0	1/1	0/0	0/0	1/1
0/0	1/2	0/1	0/0	0/0	1/1	0/2
	1-Missed	1-Missed	1-Missed		1-Missed 1-Post	
13 KRAUSE N	15 NEUKAMP S	18 BAUMBACH M	19 MELBECK S	20 ALTHAUS A		
0/1	0/0	0/1	0/0	1/3	0/1	
0/1	0/0	1/1	0/1	0/0	1/1	
1/2	1/1	0/0	0/0	0/0	0/0	
1-Missed 1-Post	2-Missed	1-Blocked	1-Blocked	1-Post		

Team	Offence	Defence	Goalkeepers																																				
Goals / Shots			Saves / Shots																																				
<table border="1"> <tr><td>5/9</td><td>0/1</td><td>2/5</td></tr> <tr><td>2/6</td><td>0/1</td><td>2/5</td></tr> <tr><td>3/5</td><td>2/3</td><td>4/4</td></tr> </table> <p>7-Missed 3-Post 2-Blocked</p>	5/9	0/1	2/5	2/6	0/1	2/5	3/5	2/3	4/4			<table border="1"> <tr><td>1/5</td><td>5/11</td><td>0/1</td></tr> <tr><td>1/4</td><td>2/2</td><td>3/4</td></tr> <tr><td>1/8</td><td>2/6</td><td>2/6</td></tr> </table> <p>1 ENGLERT S</p> <table border="1"> <tr><td>0/1</td><td>4/4</td><td></td></tr> <tr><td>0/2</td><td></td><td>1/2</td></tr> <tr><td>1/2</td><td>0/3</td><td>0/1</td></tr> </table> <p>16 WOLTERING C</p> <table border="1"> <tr><td>1/4</td><td>1/7</td><td>0/1</td></tr> <tr><td>1/2</td><td>2/2</td><td>2/2</td></tr> <tr><td>0/6</td><td>2/3</td><td>2/5</td></tr> </table>	1/5	5/11	0/1	1/4	2/2	3/4	1/8	2/6	2/6	0/1	4/4		0/2		1/2	1/2	0/3	0/1	1/4	1/7	0/1	1/2	2/2	2/2	0/6	2/3	2/5
5/9	0/1	2/5																																					
2/6	0/1	2/5																																					
3/5	2/3	4/4																																					
1/5	5/11	0/1																																					
1/4	2/2	3/4																																					
1/8	2/6	2/6																																					
0/1	4/4																																						
0/2		1/2																																					
1/2	0/3	0/1																																					
1/4	1/7	0/1																																					
1/2	2/2	2/2																																					
0/6	2/3	2/5																																					

Legend:							
%	Efficiency	2Min	2 Minute Suspensions	6m	6-metre Shots	7m	7-metre Shots
AS	Assists	BS	Blocked Shots	BT	Breakthroughs	EX	Exclusions
G/S	Goals/Shots	n/a	not applicable	RC	Red Cards	S/S	Saves/Shots
TF	Technical Faults	TP	Time Played	Wing	Wing Shots	YC	Yellow Cards
						9m	9-metre Shots
						FB	Fast Breaks
						ST	Steals



**RESULTS**  
比赛成绩 / RÉSULTATS  
**SWE 24 - 28 RUS**  
(12 - 14) (12 - 14)

Referees: (21) DIN C / (22) DINU S (ROU)

**SWE - Sweden**

No.	Name	Shots								Penalties			
		G/S	%	6m	Wing	9m	7m	FB	BT	YC	2Min	RC	EX
3	FLOGNMAN Tina	1/1	100	1/1									
4	BOSON Matilda	3/5	60		2/3			1/1	0/1		1		
5	HOLMGREN Sara	3/3	100	3/3									
6	ISLAS HELGESSON Therese	1/3	33			1/3							
7	WIEL FREDEN Annika	6/8	75	1/1	3/5			2/2					
10	UTKOVIC Teresa												
11	ENSTROM Jessica												
12	BENGTSSON Therese												
14	ERIKSSON Sara									1	1		
15	AHLM Johanna	5/10	50			2/5	1/1	1/1	1/3				
16	GRUNDSTROM Madeleine												
17	TORSTENSON Linnea	4/14	29			4/13			0/1	1			
18	WIBERG Johanna									1	2		
20	GULLDEN Isabelle	1/2	50			1/2							
	Bench/Team									1			
	Totals	24/46	52	5/5	5/8	8/23	1/1	4/4	1/5	4	4	0	0

Goalkeepers		Saves							
No.	Name	S/S	%	6m	Wing	9m	7m	FB	BT
12	BENGTSSON Therese	1/3	33				1/3		
16	GRUNDSTROM Madeleine	13/39	33	0/6	1/2	7/13	0/5	2/8	3/5
	Totals	14/42	33	0/6	1/2	7/13	1/8	2/8	3/5

**RUS - Russian Fed.**

No.	Name	Shots								Penalties			
		G/S	%	6m	Wing	9m	7m	FB	BT	YC	2Min	RC	EX
1	SUSLINA Inna												
3	POLTORATSKAYA Irina	2/4	50			1/3	1/1						
4	ROMENSKAYA Oxana	1/2	50	1/1	0/1						1		
5	POSTNOVA Liudmila	3/6	50			1/3		1/1	1/2	1			
6	KAREEVA Anna	1/4	25			0/2			1/2				
8	ANDRYUSHINA Ekaterina	3/4	75			1/2		2/2			1		
9	USKOVA Yana	0/1	0		0/1								
10	POLENOVA Elena	4/9	44			2/7	2/2			1			
11	TUREY Emiliya	6/7	86		1/1		4/4	1/2		1	2		
15	SHIPILOVA Natalia	4/6	67	4/5		0/1							
16	SIDOROVA Maria												
17	MARENNIKOVA Ekaterina	3/4	75	1/1				2/2	0/1				
19	DMITRIEVA Elena	0/2	0				0/1	0/1					
24	BLIZNOVA Irina	1/2	50			1/2							
	Bench/Team												
	Totals	28/51	55	6/7	1/3	6/20	7/8	6/8	2/5	3	4	0	0

Goalkeepers		Saves							
No.	Name	S/S	%	6m	Wing	9m	7m	FB	BT
1	SUSLINA Inna	6/22	27	0/4	2/3	4/11	0/1	0/2	0/1
16	SIDOROVA Maria	4/12	33	0/1	1/5	1/2		0/2	2/2
	Totals	10/34	29	0/5	3/8	5/13	0/1	0/4	2/3

**RUNNING SCORE**

**SWE - RUS**

1st Half	
TORSTENSON L	1 (2') 0
	1 (2') 1
	1 (3') 2
	1 (4') 3
FLOGNMAN T	2 (4') 3
	2 (5') 4
	2 (9') 5
	2 (9') 6
	2 (11') 7
WIEL FREDEN A	3 (13') 7
HOLMGREN S	4 (16') 7
	4 (16') 8
	5 (17') 8
AHLM J	6 (18') 8
TORSTENSON L	7 (20') 8
ISLAS HELGESSON T	8 (20') 8
AHLM J	8 (22') 9
BOSON M	9 (24') 9
	9 (25') 10
TORSTENSON L	10 (25') 10
	10 (26') 11
	10 (26') 12
BOSON M	11 (27') 12
	11 (28') 13
	11 (29') 14
HOLMGREN S	12 (30') 14

**2nd Half**

	12 (31') 15
	12 (33') 16
	12 (34') 17
AHLM J	13 (35') 17
WIEL FREDEN A	14 (36') 17
	14 (37') 18
	15 (39') 18
WIEL FREDEN A	16 (41') 18
	16 (42') 19
WIEL FREDEN A	17 (42') 19
AHLM J	18 (43') 19
	18 (44') 20
WIEL FREDEN A	19 (46') 20
BOSON M	20 (47') 20
	20 (48') 21
GULLDEN I	21 (49') 21
	21 (50') 22
	21 (52') 23
HOLMGREN S	22 (53') 23
	22 (53') 24
AHLM J	23 (54') 24
	23 (56') 25
	23 (58') 26
	23 (59') 27
TORSTENSON L	24 (59') 27
	24 (60') 28

Legend:									
%	Efficiency	2Min	2 Minute Suspensions	6m	6-metre Shots	7m	7-metre Shots	9m	9-metre Shots
BT	Breakthroughs	EX	Exclusions	FB	Fast Breaks	G/S	Goals/Shots	RC	Red Cards
S/S	Saves/Shots	Wing	Wing Shots	YC	Yellow Cards				



## MATCH TEAM STATISTICS

参赛队技术统计 / STATISTIQUES DU MATCH PAR ÉQUIPE

### SWE 24 - 28 RUS

(12 - 14) (12 - 14)

Referees: (21) DIN C / (22) DINU S (ROU)

#### SWE - Sweden

No.	Name	Shots								Offence		Defence		Penalties			TP	
		G/S	%	6m	Wing	9m	7m	FB	BT	AS	TF	ST	BS	YC	2Min	RC		EX
3	FLOGNMAN Tina	1/1	100	1/1								1						14:55
4	BOSON Matilda	3/5	60		2/3			1/1	0/1	1	2	1			1			58:04
5	HOLMGREN Sara	3/3	100	3/3							2		1					45:58
6	ISLAS HELGESSON Therese	1/3	33			1/3					1							11:38
7	WIEL FREDEN Annika	6/8	75	1/1	3/5			2/2										49:14
10	UTKOVIC Teresa																	10:46
11	ENSTROM Jessica																	3:06
12	BENGTSSON Therese																	0:42
14	ERIKSSON Sara										1		1	1	1			19:25
15	AHLM Johanna	5/10	50			2/5	1/1	1/1	1/3	2	6							48:36
16	GRUNDSTROM Madeleine									1								58:39
17	TORSTENSON Linnea	4/14	29			4/13			0/1	4	2			1				55:05
18	WIBERG Johanna									1		1	1	1	2			23:51
20	GULLDEN Isabelle	1/2	50			1/2				5								20:01
	Bench/Team													1				
<b>Totals</b>		24/46	52	5/5	5/8	8/23	1/1	4/4	1/5	14	15	2	3	4	4	0	0	

No.	Name	Total Shots		6m Shots		Wing Shots		9m Shots		7m Shots		Fast Breaks		Breakthroughs	
		S/S	%	S/S	%	S/S	%	S/S	%	S/S	%	S/S	%	S/S	%
12	BENGTSSON Therese	1/3	33							1/3	33				
16	GRUNDSTROM Madeleine	13/39	33	0/6	0	1/2	50	7/13	54	0/5	0	2/8	25	3/5	60
<b>Totals</b>		14/42	33	0/6	0	1/2	50	7/13	54	1/8	13	2/8	25	3/5	60

Team Shots	Goals	Saves	Missed	Post	Blocked	Total	%
6m Shots	5	0	0	0	0	5	100
Wing Shots	5	3	0	0	0	8	63
9m Shots	8	5	3	3	4	23	35
7m Shots	1	0	0	0	n/a	1	100
Fast Breaks	4	0	0	0	0	4	100
Breakthroughs	1	2	2	0	0	5	20
<b>Totals</b>	24	10	5	3	4	46	52

Number of Attacks: 57, Scoring Efficiency: 42%



**OSC GYMNASIUM**  
 奥体中心体育馆  
 GYMNASE DU CSO

MON 星期一 LUN  
 11 AUG 2008  
 20:45

**HANDBALL**  
 手球 / HANDBALL

**WOMEN**  
 女子项目 / FEMMES

**PRELIMINARY GROUP B - MATCH 12**  
 预赛B组 - 第12场 / PRÉLIMINAIRE GROUPE B - MATCH 12



**MATCH TEAM STATISTICS**

参赛队技术统计 / STATISTIQUES DU MATCH PAR ÉQUIPE

**SWE 24 - 28 RUS**  
 (12 - 14) (12 - 14)

Referees: (21) DIN C / (22) DINU S (ROU)

**SWE - Sweden**

**Shots Distribution**

Players			Goals / Shots			
3 FLOGNMAN T	4 BOSON M	5 HOLMGREN S	6 ISLAS HELGESSON T	7 WIEL FREDEN A	10 UTKOVIC T	11 ENSTROM J
0/0	0/1	1/1	0/0	2/2	0/0	0/0
0/0	1/1	0/0	0/0	1/2	0/0	0/0
0/0	1/1	2/2	0/0	1/2	0/0	0/0
	1-Missed		1-Blocked			
14 ERIKSSON S	15 AHL M J	17 TORSTENSON L	18 WIBERG J	20 GULLDEN I		
0/0	0/1	2/2	0/0	0/0		
0/0	1/1	1/3	0/1	0/0		
0/0	1/2	1/1	0/0	1/1		
	1-Missed 1-Post	3-Missed 2-Post 2-Blocked		1-Blocked		

Team	Offence	Defence	Goalkeepers																																				
Goals / Shots			Saves / Shots																																				
<table border="1"> <tr><td>2/2</td><td>1/2</td><td>3/3</td></tr> <tr><td>4/6</td><td>0/1</td><td>1/2</td></tr> <tr><td>4/6</td><td>3/4</td><td>6/8</td></tr> </table> <p>5-Missed 3-Post 4-Blocked</p>	2/2	1/2	3/3	4/6	0/1	1/2	4/6	3/4	6/8			<table border="1"> <tr><td>1/5</td><td>1/4</td><td>1/4</td></tr> <tr><td>2/2</td><td>1/1</td><td></td></tr> <tr><td>3/11</td><td>4/6</td><td>1/9</td></tr> </table> <p>12 BENGTTSSON T</p> <table border="1"> <tr><td>0/1</td><td></td><td>0/1</td></tr> <tr><td></td><td>1/1</td><td></td></tr> <tr><td></td><td></td><td></td></tr> </table> <p>16 GRUNDSTROM M</p> <table border="1"> <tr><td>1/4</td><td>1/4</td><td>1/3</td></tr> <tr><td>2/2</td><td></td><td></td></tr> <tr><td>3/11</td><td>4/6</td><td>1/9</td></tr> </table>	1/5	1/4	1/4	2/2	1/1		3/11	4/6	1/9	0/1		0/1		1/1					1/4	1/4	1/3	2/2			3/11	4/6	1/9
2/2	1/2	3/3																																					
4/6	0/1	1/2																																					
4/6	3/4	6/8																																					
1/5	1/4	1/4																																					
2/2	1/1																																						
3/11	4/6	1/9																																					
0/1		0/1																																					
	1/1																																						
1/4	1/4	1/3																																					
2/2																																							
3/11	4/6	1/9																																					



## MATCH TEAM STATISTICS

参赛队技术统计 / STATISTIQUES DU MATCH PAR ÉQUIPE

### SWE 24 - 28 RUS

(12 - 14) (12 - 14)

Referees: (21) DIN C / (22) DINU S (ROU)

#### RUS - Russian Fed.

Players		Shots								Offence		Defence		Penalties				TP
No.	Name	G/S	%	6m	Wing	9m	7m	FB	BT	AS	TF	ST	BS	YC	2Min	RC	EX	
1	SUSLINA Inna																	37:17
3	POLTORATSKAYA Irina	2/4	50			1/3	1/1			5								20:23
4	ROMENSKAYA Oxana	1/2	50	1/1	0/1					1	1					1		40:44
5	POSTNOVA Liudmila	3/6	50			1/3		1/1	1/2	1				1				20:30
6	KAREEVA Anna	1/4	25			0/2			1/2	1	1							39:18
8	ANDRYUSHINA Ekaterina	3/4	75			1/2		2/2		2		2				1		30:43
9	USKOVA Yana	0/1	0		0/1						1							28:02
10	POLENOVA Elena	4/9	44			2/7	2/2			1			4	1				34:30
11	TUREY Emiliya	6/7	86		1/1		4/4	1/2			1	2		1	2			50:18
15	SHIPILOVA Natalia	4/6	67	4/5		0/1				2	1							31:57
16	SIDOROVA Maria																	22:43
17	MARENNIKOVA Ekaterina	3/4	75	1/1				2/2	0/1	2	1							31:55
19	DMITRIEVA Elena	0/2	0				0/1	0/1			1							14:00
24	BLIZNOVA Irina	1/2	50			1/2					1							17:40
	Bench/Team										2							
<b>Totals</b>		28/51	55	6/7	1/3	6/20	7/8	6/8	2/5	15	10	4	4	3	4	0	0	

Goalkeepers		Total Shots		6m Shots		Wing Shots		9m Shots		7m Shots		Fast Breaks		Breakthroughs	
No.	Name	S/S	%	S/S	%	S/S	%	S/S	%	S/S	%	S/S	%	S/S	%
1	SUSLINA Inna	6/22	27	0/4	0	2/3	67	4/11	36	0/1	0	0/2	0	0/1	0
16	SIDOROVA Maria	4/12	33	0/1	0	1/5	20	1/2	50			0/2	0	2/2	100
<b>Totals</b>		10/34	29	0/5	0	3/8	38	5/13	38	0/1	0	0/4	0	2/3	67

Team Shots	Goals	Saves	Missed	Post	Blocked	Total	%
6m Shots	6	0	1	0	0	7	86
Wing Shots	1	1	0	1	0	3	33
9m Shots	6	7	3	1	3	20	30
7m Shots	7	1	0	0	n/a	8	88
Fast Breaks	6	2	0	0	0	8	75
Breakthroughs	2	3	0	0	0	5	40
<b>Totals</b>	28	14	4	2	3	51	55

Number of Attacks: 57, Scoring Efficiency: 49%



**MATCH TEAM STATISTICS**  
 参赛队技术统计 / STATISTIQUES DU MATCH PAR ÉQUIPE

**SWE 24 - 28 RUS**  
 (12 - 14) (12 - 14)

Referees: (21) DIN C / (22) DINU S (ROU)

**RUS - Russian Fed.**

**Shots Distribution**

Players			Goals / Shots			
3 POLTORATSKAYA I	4 ROMENSKAYA O	5 POSTNOVA L	6 KAREEVA A	8 ANDRYUSHINA E	9 USKOVA Y	10 POLENOVA E
1/1	1/1	0/1 1/1	1/1 0/1	1/1 0/1		2/2 0/2 0/2 2/2
1-Missed 1-Post		1-Blocked 1-Missed			1-Post	1-Missed
11 TUREY E	15 SHIPILOVA N	17 MARENNIKOVA E	19 DMITRIEVA E	24 BLIZNOVA I		
4/4 0/1 2/2	1/1 1/1	0/1 2/2	0/1 0/1	1/1		
	1-Missed 1-Blocked			1-Blocked		

Team	Offence	Defence	Goalkeepers
Goals / Shots			Saves / Shots
4/5 3/4 3/4	0/1 2/5 Breakthroughs	1/5 Breakthroughs	0/2 1/2 0/3
0/2 0/1	0/0 2/5	2/4 0/0	2/6 1/1 1/2
8/11 2/6 8/9	6/7 3/10	6/15 5/5	2/6 1/4 2/8
4-Missed 2-Post 3-Blocked	7/8 7m 0/0 1/5	0/4 0/0	1 SUSLINA I
	1/2 6/8 Fast Breaks	0/4 0/0	0/2 0/1 0/2
		4/4 Fast Breaks	2/3 1/2
			2/6 1/6
			16 SIDOROVA M
			1/1 0/1
			0/3 1/1
			1/4 1/2

Legend:							
%	Efficiency	2Min	2 Minute Suspensions	6m	6-metre Shots	7m	7-metre Shots
AS	Assists	BS	Blocked Shots	BT	Breakthroughs	EX	Exclusions
G/S	Goals/Shots	n/a	not applicable	RC	Red Cards	S/S	Saves/Shots
TF	Technical Faults	TP	Time Played	Wing	Wing Shots	YC	Yellow Cards
						9m	9-metre Shots
						FB	Fast Breaks
						ST	Steals





## RESULTS

比赛成绩 / RÉSULTATS

### RUS 28 - 19 BRA

(12 - 10) (16 - 9)

Referees: (17) LICIS R / (18) STOLAROV S (LAT)

#### RUNNING SCORE

##### RUS - BRA

#### RUS - Russian Fed.

Players		Shots								Penalties			
No.	Name	G/S	%	6m	Wing	9m	7m	FB	BT	YC	2Min	RC	EX
1	SUSLINA Inna												
3	POLTORATSKAYA Irina	6/10	60	0/1		3/4	0/1	1/1	2/3				
4	ROMENSKAYA Oxana										1		
5	POSTNOVA Liudmila	5/10	50			5/7		0/2	0/1		2		
6	KAREEVA Anna												
8	ANDRYUSHINA Ekaterina	4/5	80	1/1				3/3	0/1	1			
9	USKOVA Yana												
10	POLENOVA Elena	2/4	50			1/2	1/2				1		
11	TUREY Emiliya	2/6	33	1/1	0/3		1/2						
15	SHIPILOVA Natalia	1/3	33	1/2					0/1				
16	SIDOROVA Maria												
17	MARENNIKOVA Ekaterina	4/6	67		0/1	1/1		3/4					
19	DMITRIEVA Elena	1/3	33	0/1			0/1	1/1					
24	BLIZNOVA Irina	3/3	100			2/2		1/1		1			
Bench/Team													
Totals		28/50	56	3/6	0/4	12/16	2/6	9/12	2/6	2	4	0	0

Goalkeepers		Saves							
No.	Name	S/S	%	6m	Wing	9m	7m	FB	BT
1	SUSLINA Inna	5/15	33	1/3	3/5	0/3	0/2	1/1	0/1
16	SIDOROVA Maria	2/11	18	1/3	1/2	0/2	0/2	0/1	0/1
Totals		7/26	27	2/6	4/7	0/5	0/4	1/2	0/2

#### BRA - Brazil

Players		Shots								Penalties			
No.	Name	G/S	%	6m	Wing	9m	7m	FB	BT	YC	2Min	RC	EX
1	MASSON Chana												
2	DINIZ Fabiana	1/2	50	1/1				0/1			2		
3	NASCIMENTO Alexandra	5/6	83		1/2	1/1	3/3			1			
5	PIECADE Daniela												
6	AMORIM Eduarda	1/4	25			1/4							
7	OLIVEIRA Alessandra	4/6	67	3/5				1/1		1			
9	RODRIGUES Ana												
10	ROSAS Aline	1/3	33		1/3								
11	JACQUES Viviane	0/1	0	0/1									
13	SILVA Lucila	1/3	33			0/1			1/2				
17	MESQUITA Idalina	1/3	33		1/2			0/1					
18	CAVALEIRO Deonise	2/4	50	0/1		1/2			1/1				
19	SANTOS Aline	3/5	60			2/4	1/1			1			
23	de PAULA Darly												
Bench/Team													
Totals		19/37	51	4/8	3/7	5/12	4/4	1/3	2/3	3	2	0	0

Goalkeepers		Saves							
No.	Name	S/S	%	6m	Wing	9m	7m	FB	BT
1	MASSON Chana	3/15	20	1/3	2/2	0/4	0/1	0/3	0/2
23	de PAULA Darly	6/22	27	2/3	1/1	0/8	2/3	1/7	
Totals		9/37	24	3/6	3/3	0/12	2/4	1/10	0/2

1st Half	
0 (1') 1	SILVA L
1 (2') 1	POLENOVA E
1 (3') 2	OLIVEIRA A
1 (4') 3	OLIVEIRA A
1 (7') 4	OLIVEIRA A
2 (8') 4	ANDRYUSHINA E
3 (9') 4	TUREY E
3 (9') 5	SANTOS A
4 (10') 5	POSTNOVA L
4 (10') 6	NASCIMENTO A
5 (11') 6	ANDRYUSHINA E
5 (12') 7	NASCIMENTO A
6 (14') 7	ANDRYUSHINA E
7 (15') 7	POSTNOVA L
7 (17') 8	SANTOS A
8 (18') 8	POSTNOVA L
8 (20') 9	CAVALEIRO D
9 (21') 9	TUREY E
10 (27') 9	BLIZNOVA I
10 (27') 10	CAVALEIRO D
11 (29') 10	BLIZNOVA I
12 (30') 10	POLTORATSKAYA I

2nd Half	
13 (31') 10	POLTORATSKAYA I
14 (32') 10	POLTORATSKAYA I
15 (33') 10	BLIZNOVA I
15 (34') 11	NASCIMENTO A
16 (35') 11	MARENNIKOVA E
17 (36') 11	MARENNIKOVA E
17 (37') 12	MESQUITA I
18 (38') 12	POLTORATSKAYA I
18 (41') 13	DINIZ F
19 (41') 13	MARENNIKOVA E
20 (43') 13	POSTNOVA L
21 (45') 13	POSTNOVA L
22 (46') 13	DMITRIEVA E
22 (47') 14	AMORIM E
23 (47') 14	POLTORATSKAYA I
23 (49') 15	NASCIMENTO A
23 (52') 16	ROSAS A
23 (53') 17	NASCIMENTO A
24 (55') 17	ANDRYUSHINA E
25 (56') 17	MARENNIKOVA E
26 (58') 17	POLTORATSKAYA I
26 (59') 18	SANTOS A
27 (59') 18	POLENOVA E
27 (60') 19	OLIVEIRA A
28 (60') 19	SHIPILOVA N

Legend:									
%	Efficiency	2Min	2 Minute Suspensions	6m	6-metre Shots	7m	7-metre Shots	9m	9-metre Shots
BT	Breakthroughs	EX	Exclusions	FB	Fast Breaks	G/S	Goals/Shots	RC	Red Cards
S/S	Saves/Shots	Wing	Wing Shots	YC	Yellow Cards				



## MATCH TEAM STATISTICS

参赛队技术统计 / STATISTIQUES DU MATCH PAR ÉQUIPE

### RUS 28 - 19 BRA

(12 - 10) (16 - 9)

Referees: (17) LICIS R / (18) STOLAROVZ Z (LAT)

#### RUS - Russian Fed.

Players		Shots								Offence		Defence		Penalties				TP
No.	Name	G/S	%	6m	Wing	9m	7m	FB	BT	AS	TF	ST	BS	YC	2Min	RC	EX	
1	SUSLINA Inna																	40:05
3	POLTORATSKAYA Irina	6/10	60	0/1		3/4	0/1	1/1	2/3		1							15:19
4	ROMENSKAYA Oxana										2		1			1		28:03
5	POSTNOVA Liudmila	5/10	50			5/7		0/2	0/1	1	4	1				2		39:51
6	KAREEVA Anna																	9:38
8	ANDRYUSHINA Ekaterina	4/5	80	1/1				3/3	0/1	3	2	3	2	1				39:31
9	USKOVA Yana									2	3	1						23:33
10	POLENOVA Elena	2/4	50			1/2	1/2			1	1					1		21:29
11	TUREY Emiliya	2/6	33	1/1	0/3		1/2			1		1						33:17
15	SHIPILOVA Natalia	1/3	33	1/2					0/1	2	1	2	1					49:52
16	SIDOROVA Maria										1							19:55
17	MARENNIKOVA Ekaterina	4/6	67		0/1	1/1		3/4			2	1						40:59
19	DMITRIEVA Elena	1/3	33	0/1			0/1	1/1			1							22:11
24	BLIZNOVA Irina	3/3	100			2/2		1/1			2	1		1				36:17
	Bench/Team																	
<b>Totals</b>		28/50	56	3/6	0/4	12/16	2/6	9/12	2/6	10	20	10	4	2	4	0	0	

Goalkeepers		Total Shots		6m Shots		Wing Shots		9m Shots		7m Shots		Fast Breaks		Breakthroughs	
No.	Name	S/S	%	S/S	%	S/S	%	S/S	%	S/S	%	S/S	%	S/S	%
1	SUSLINA Inna	5/15	33	1/3	33	3/5	60	0/3	0	0/2	0	1/1	100	0/1	0
16	SIDOROVA Maria	2/11	18	1/3	33	1/2	50	0/2	0	0/2	0	0/1	0	0/1	0
<b>Totals</b>		7/26	27	2/6	33	4/7	57	0/5	0	0/4	0	1/2	50	0/2	0

Team Shots	Goals	Saves	Missed	Post	Blocked	Total	%
6m Shots	3	3	0	0	0	6	50
Wing Shots	0	3	1	0	0	4	0
9m Shots	12	0	1	2	1	16	75
7m Shots	2	2	1	1	n/a	6	33
Fast Breaks	9	1	0	2	0	12	75
Breakthroughs	2	0	2	2	0	6	33
<b>Totals</b>	28	9	5	7	1	50	56

Number of Attacks: 63, Scoring Efficiency: 44%



**OSC GYMNASIUM**  
 奥体中心体育馆  
 GYMNASE DU CSO

WED 星期三 MER  
 13 AUG 2008  
 9:00

**HANDBALL**  
 手球 / HANDBALL

**WOMEN**  
 女子项目 / FEMMES

**PRELIMINARY GROUP B - MATCH 13**  
 预赛B组 - 第13场 / PRÉLIMINAIRE GROUPE B - MATCH 13



**MATCH TEAM STATISTICS**

参赛队技术统计 / STATISTIQUES DU MATCH PAR ÉQUIPE

**RUS 28 - 19 BRA**  
 (12 - 10) (16 - 9)

Referees: (17) LICIS R / (18) STOLAROV S (LAT)

**RUS - Russian Fed.**

**Shots Distribution**

Players			Goals / Shots			
3 POLTORATSKAYA I	4 ROMENSKAYA O	5 POSTNOVA L	6 KAREEVA A	8 ANDRYUSHINA E	9 USKOVA Y	10 POLENOVA E
4/4		1/1		2/2		
0/1		1/1				1/1
1/1		1/1		2/2		0/1
1-Missed 2-Post		2-Missed 2-Post		1-Post		1-Blocked
11 TUREY E	15 SHIPILOVA N	17 MARENNIKOVA E	19 DMITRIEVA E	24 BLIZNOVA I		
		1/1	0/1			1/1
0/1	0/1	1/1		2/2		
1/2	0/1	1/1	1/1			
1-Missed	1-Missed	1-Post	1-Post			

Team	Offence	Defence	Goalkeepers																																				
Goals / Shots			Saves / Shots																																				
<table border="1"> <tr><td>7/7</td><td>1/1</td><td>5/6</td></tr> <tr><td>4/6</td><td>0/1</td><td>1/1</td></tr> <tr><td>6/9</td><td>1/2</td><td>3/4</td></tr> </table> <p>5-Missed 7-Post 1-Blocked</p>	7/7	1/1	5/6	4/6	0/1	1/1	6/9	1/2	3/4			<table border="1"> <tr><td>0/3</td><td></td><td>0/3</td></tr> <tr><td></td><td>2/2</td><td>1/2</td></tr> <tr><td>3/6</td><td>1/1</td><td>0/9</td></tr> </table> <p>1 SUSLINA I</p> <table border="1"> <tr><td>0/2</td><td></td><td>0/2</td></tr> <tr><td></td><td>1/1</td><td>1/1</td></tr> <tr><td>2/3</td><td>1/1</td><td>0/5</td></tr> </table> <p>16 SIDOROVA M</p> <table border="1"> <tr><td>0/1</td><td></td><td>0/1</td></tr> <tr><td></td><td>1/1</td><td>0/1</td></tr> <tr><td>1/3</td><td></td><td>0/4</td></tr> </table>	0/3		0/3		2/2	1/2	3/6	1/1	0/9	0/2		0/2		1/1	1/1	2/3	1/1	0/5	0/1		0/1		1/1	0/1	1/3		0/4
7/7	1/1	5/6																																					
4/6	0/1	1/1																																					
6/9	1/2	3/4																																					
0/3		0/3																																					
	2/2	1/2																																					
3/6	1/1	0/9																																					
0/2		0/2																																					
	1/1	1/1																																					
2/3	1/1	0/5																																					
0/1		0/1																																					
	1/1	0/1																																					
1/3		0/4																																					



## MATCH TEAM STATISTICS

参赛队技术统计 / STATISTIQUES DU MATCH PAR ÉQUIPE

### RUS 28 - 19 BRA

(12 - 10) (16 - 9)

Referees: (17) LICIS R / (18) STOLAROVZ Z (LAT)

#### BRA - Brazil

No.	Name	Shots								Offence		Defence		Penalties			TP	
		G/S	%	6m	Wing	9m	7m	FB	BT	AS	TF	ST	BS	YC	2Min	RC		EX
1	MASSON Chana											1						21:36
2	DINIZ Fabiana	1/2	50	1/1				0/1			1	1			2			34:32
3	NASCIMENTO Alexandra	5/6	83		1/2	1/1	3/3			2	5	1		1				59:52
5	PIEADADE Daniela																	12:03
6	AMORIM Eduarda	1/4	25			1/4				1	5							21:32
7	OLIVEIRA Alessandra	4/6	67	3/5				1/1			3			1				46:25
9	RODRIGUES Ana										2							8:49
10	ROSAS Aline	1/3	33		1/3					1	2							31:01
11	JACQUES Viviane	0/1	0	0/1						2	1	1						22:43
13	SILVA Lucila	1/3	33			0/1			1/2	2	5							27:16
17	MESQUITA Idalina	1/3	33		1/2			0/1		1	1	1						27:29
18	CAVALEIRO Deonise	2/4	50	0/1		1/2			1/1	1	5		1					37:17
19	SANTOS Aline	3/5	60			2/4	1/1			1	2			1				31:01
23	de PAULA Darly																	38:24
	Bench/Team																	
<b>Totals</b>		19/37	51	4/8	3/7	5/12	4/4	1/3	2/3	11	33	4	1	3	2	0	0	

No.	Name	Total Shots		6m Shots		Wing Shots		9m Shots		7m Shots		Fast Breaks		Breakthroughs	
		S/S	%	S/S	%	S/S	%	S/S	%	S/S	%	S/S	%	S/S	%
1	MASSON Chana	3/15	20	1/3	33	2/2	100	0/4	0	0/1	0	0/3	0	0/2	0
23	de PAULA Darly	6/22	27	2/3	67	1/1	100	0/8	0	2/3	67	1/7	14		
<b>Totals</b>		9/37	24	3/6	50	3/3	100	0/12	0	2/4	50	1/10	10	0/2	0

Team Shots	Goals	Saves	Missed	Post	Blocked	Total	%
6m Shots	4	2	1	1	0	8	50
Wing Shots	3	4	0	0	0	7	43
9m Shots	5	0	2	1	4	12	42
7m Shots	4	0	0	0	n/a	4	100
Fast Breaks	1	1	0	1	0	3	33
Breakthroughs	2	0	1	0	0	3	67
<b>Totals</b>	19	7	4	3	4	37	51

Number of Attacks: 63, Scoring Efficiency: 30%



**OSC GYMNASIUM**  
 奥体中心体育馆  
 GYMNASE DU CSO

WED 星期三 MER  
 13 AUG 2008  
 9:00

**HANDBALL**  
 手球 / HANDBALL

**WOMEN**  
 女子项目 / FEMMES

**PRELIMINARY GROUP B - MATCH 13**  
 预赛B组 - 第13场 / PRÉLIMINAIRE GROUPE B - MATCH 13



### MATCH TEAM STATISTICS

参赛队技术统计 / STATISTIQUES DU MATCH PAR ÉQUIPE

**RUS 28 - 19 BRA**  
 (12 - 10) (16 - 9)

Referees: (17) LICIS R / (18) STOLAROV S (LAT)

#### BRA - Brazil

#### Shots Distribution

Players						
Goals / Shots						
2 DINIZ F	3 NASCIMENTO A	5 PIEDADE D	6 AMORIM E	7 OLIVEIRA A	9 RODRIGUES A	10 ROSAS A
1/1	0/1 1/1		1/1	1/1 2/2		1/1 0/1
0/1	1/1 3/3					0/1
1-Missed 1-Post 1-Blocked 1-Missed 1-Post						
11 JACQUES V	13 SILVA L	17 MESQUITA I	18 CAVALEIRO D	19 SANTOS A		
0/1	2-Missed	0/1 1/1	0/1 1/1	2/2	1-Blocked 2-Blocked	
		1-Post				

Team	Offence	Defence	Goalkeepers
Goals / Shots			Saves / Shots
3/3 0/2 1/2 3/6 0/1 9/9 4-Missed 3-Post 4-Blocked	<p>1/2 Breakthroughs 2/3</p> <p>0/1 2/4</p> <p>4/7 1/5</p> <p>4/4 7m 0/0 2/3</p> <p>2/5 1/3 Fast Breaks</p>	<p>2/6 Breakthroughs</p> <p>4/5 0/1</p> <p>5/7 2/4</p> <p>3/4 1/1</p> <p>9/12 Fast Breaks</p> <p>2/6 7m</p> <p>0/3</p>	<p>0/7 0/1 1/6</p> <p>2/6 1/1 0/1</p> <p>3/9 1/2 1/4</p> <p>1 MASSON C</p> <p>0/5 1/2</p> <p>1/3 1/1</p> <p>0/1 0/1 0/2</p> <p>23 de PAULA D</p> <p>0/2 0/1 0/4</p> <p>1/3 0/1</p> <p>3/8 1/1 1/2</p>

Legend:							
%	Efficiency	2Min	2 Minute Suspensions	6m	6-metre Shots	7m	7-metre Shots
AS	Assists	BS	Blocked Shots	BT	Breakthroughs	EX	Exclusions
G/S	Goals/Shots	n/a	not applicable	RC	Red Cards	S/S	Saves/Shots
TF	Technical Faults	TP	Time Played	Wing	Wing Shots	YC	Yellow Cards
						9m	9-metre Shots
						FB	Fast Breaks
						ST	Steals





## RESULTS

比赛成绩 / RÉSULTATS

### KOR 31 - 23 SWE (18 - 13) (13 - 10)

Referees: (19) BAUM M / (20) GORALCZYK M (POL)

#### RUNNING SCORE

#### KOR - SWE

#### KOR - Korea

Players		Shots								Penalties			
No.	Name	G/S	%	6m	Wing	9m	7m	FB	BT	YC	2Min	RC	EX
1	OH Yongran	1/2	50			1/2							
3	KIM Ona	3/4	75				2/3		1/1				
4	HUH Soonyoung									1			
6	SONG Hairim												
7	KIM Namsun												
9	KIM Chayoun	1/1	100	1/1									
10	OH Seongok	3/5	60			2/4			1/1				
11	HONG Jeongho	6/8	75	1/1		1/3	4/4			1			
13	PARK Chunghee	7/12	58		4/7			3/5					
16	LEE Minhee												
17	AN Junghwa	7/9	78		3/5				4/4	1			
18	BAE Minhee										1		
19	CHOI Imjeong	1/4	25			1/2	0/1		0/1			1	
20	MOON Pilhee	2/5	40			0/3			2/2				
Bench/Team													
Totals		31/50	62	2/2	7/12	5/14	6/8	3/5	8/9	3	1	1	0

Goalkeepers		Saves							
No.	Name	S/S	%	6m	Wing	9m	7m	FB	BT
1	OH Yongran	18/41	44	4/10	6/12	7/9	1/2	0/5	0/3
16	LEE Minhee								
Totals		18/41	44	4/10	6/12	7/9	1/2	0/5	0/3

#### SWE - Sweden

Players		Shots								Penalties			
No.	Name	G/S	%	6m	Wing	9m	7m	FB	BT	YC	2Min	RC	EX
3	FLOGNMAN Tina										1		
4	BOSON Matilda	6/11	55	2/2	3/8			1/1					
5	HOLMGREN Sara	3/6	50	1/4				2/2		1	1		
7	WIEL FREDEN Annika	1/1	100					1/1					
9	TOVEBY Frida	2/2	100	1/1				1/1					
10	UTKOVIC Teresa	2/3	67		2/2			0/1					
11	ENSTROM Jessica	1/2	50	1/1		0/1							
12	BENGTSSON Therese												
14	ERIKSSON Sara	0/1	0		0/1					1	1		
15	AHLM Johanna	6/14	43	1/1	1/1	2/9	1/2		1/1	1			
16	GRUNDSTROM Madeleine												
17	TORSTENSON Linnea	0/6	0			0/6					1		
18	WIBERG Johanna											2	
20	GULLDEN Isabelle	2/5	40	0/1		0/2			2/2				
Bench/Team										1			
Totals		23/51	45	6/10	6/12	2/18	1/2	5/6	3/3	4	6	0	0

Goalkeepers		Saves							
No.	Name	S/S	%	6m	Wing	9m	7m	FB	BT
12	BENGTSSON Therese	1/5	20		0/1	1/1	0/1	0/1	0/1
16	GRUNDSTROM Madeleine	12/38	32	0/2	4/10	4/8	2/7	1/3	1/8
Totals		13/44	30	0/2	4/11	5/10	2/8	1/4	1/9

1st Half	
OH S	0 (1') 1 AHLM J
OH S	1 (2') 1
OH S	1 (3') 2 AHLM J
OH S	2 (3') 2
OH S	2 (4') 3 AHLM J
OH S	2 (5') 4 AHLM J
OH S	2 (6') 5 BOSON M
HONG J	3 (7') 5
HONG J	4 (7') 5
HONG J	4 (8') 6 HOLMGREN S
HONG J	4 (9') 7 BOSON M
HONG J	4 (11') 8 BOSON M
AN J	5 (12') 8
AN J	5 (13') 9 HOLMGREN S
HONG J	6 (13') 9
AN J	7 (14') 9
AN J	8 (16') 9
MOON P	9 (17') 9
PARK C	10 (18') 9
PARK C	10 (19') 10 TOVEBY F
PARK C	11 (20') 10
PARK C	12 (22') 10
HONG J	13 (23') 10
PARK C	14 (24') 10
PARK C	14 (25') 11 GULLDEN I
MOON P	15 (25') 11
MOON P	15 (26') 12 BOSON M
AN J	16 (27') 12
HONG J	17 (28') 12
HONG J	17 (29') 13 WIEL FREDEN A
AN J	18 (30') 13

2nd Half	
HONG J	18 (31') 14 AHLM J
HONG J	19 (32') 14
AN J	20 (34') 14
AN J	20 (37') 15 AHLM J
KIM O	21 (39') 15
KIM O	21 (40') 16 BOSON M
KIM O	22 (41') 16
KIM O	23 (46') 16
KIM O	23 (47') 17 GULLDEN I
KIM O	23 (47') 18 HOLMGREN S
CHOI I	24 (48') 18
KIM C	25 (52') 18
KIM C	25 (52') 19 ENSTROM J
KIM C	25 (53') 20 TOVEBY F
KIM C	25 (54') 21 BOSON M
PARK C	26 (55') 21
OH S	27 (55') 21
OH S	27 (57') 22 UTKOVIC T
AN J	28 (58') 22
AN J	28 (58') 23 UTKOVIC T
PARK C	29 (59') 23
OH Y	30 (60') 23
PARK C	31 (60') 23

Legend:									
%	Efficiency	2Min	2 Minute Suspensions	6m	6-metre Shots	7m	7-metre Shots	9m	9-metre Shots
BT	Breakthroughs	EX	Exclusions	FB	Fast Breaks	G/S	Goals/Shots	RC	Red Cards
S/S	Saves/Shots	Wing	Wing Shots	YC	Yellow Cards				



## MATCH TEAM STATISTICS

参赛队技术统计 / STATISTIQUES DU MATCH PAR ÉQUIPE

### KOR 31 - 23 SWE

(18 - 13) (13 - 10)

Referees: (19) BAUM M / (20) GORALCZYK M (POL)

#### KOR - Korea

No.	Name	Shots								Offence		Defence		Penalties				TP
		G/S	%	6m	Wing	9m	7m	FB	BT	AS	TF	ST	BS	YC	2Min	RC	EX	
1	OH Yongran	1/2	50			1/2												60:00
3	KIM Ona	3/4	75				2/3		1/1		1							7:20
4	HUH Soonyoung									2	1			1				48:36
6	SONG Hairim																	
7	KIM Namsun																	
9	KIM Chayoun	1/1	100	1/1							1	1	1					20:33
10	OH Seongok	3/5	60			2/4			1/1	2	9							43:11
11	HONG Jeongho	6/8	75	1/1		1/3	4/4			4	1	1	1					36:58
13	PARK Chunghee	7/12	58		4/7			3/5										53:53
16	LEE Minhee																	
17	AN Junghwa	7/9	78		3/5				4/4	1				1				60:00
18	BAE Minhee										1				1			5:50
19	CHOI Imjeong	1/4	25			1/2	0/1		0/1	1	2					1		24:17
20	MOON Pilhee	2/5	40			0/3			2/2	5	3	1						59:22
	Bench/Team																	
<b>Totals</b>		31/50	62	2/2	7/12	5/14	6/8	3/5	8/9	15	19	3	1	3	1	1	0	

No.	Name	Total Shots		6m Shots		Wing Shots		9m Shots		7m Shots		Fast Breaks		Breakthroughs	
		S/S	%	S/S	%	S/S	%	S/S	%	S/S	%	S/S	%	S/S	%
1	OH Yongran	18/41	44	4/10	40	6/12	50	7/9	78	1/2	50	0/5	0	0/3	0
16	LEE Minhee														
<b>Totals</b>		18/41	44	4/10	40	6/12	50	7/9	78	1/2	50	0/5	0	0/3	0

Team Shots	Goals	Saves	Missed	Post	Blocked	Total	%
6m Shots	2	0	0	0	0	2	100
Wing Shots	7	4	0	1	0	12	58
9m Shots	5	5	2	0	2	14	36
7m Shots	6	2	0	0	n/a	8	75
Fast Breaks	3	1	1	0	0	5	60
Breakthroughs	8	1	0	0	0	9	89
<b>Totals</b>	31	13	3	1	2	50	62

Number of Attacks: 65, Scoring Efficiency: 48%



**OSC GYMNASIUM**  
 奥体中心体育馆  
 GYMNASE DU CSO

WED 星期三 MER  
 13 AUG 2008  
 14:00

**HANDBALL**  
 手球 / HANDBALL

**WOMEN**  
 女子项目 / FEMMES

**PRELIMINARY GROUP B - MATCH 15**  
 预赛B组 - 第15场 / PRÉLIMINAIRE GROUPE B - MATCH 15



**MATCH TEAM STATISTICS**  
 参赛队技术统计 / STATISTIQUES DU MATCH PAR ÉQUIPE

**KOR 31 - 23 SWE**  
 (18 - 13) (13 - 10)

Referees: (19) BAUM M / (20) GORALCZYK M (POL)

**KOR - Korea**

**Shots Distribution**

**Players**  
Goals / Shots

3 KIM O	4 HUH S	6 SONG H	7 KIM N	9 KIM C	10 OH S	11 HONG J
1/1 1/1 1/2				1/1	2/3 1/1	2/2 0/1 1/1 3/3
					1-Blocked 1-Missed	
13 PARK C	17 AN J	18 BAE M	19 CHOI I	20 MOON P		
1/1 3/4 0/1 2/3 1/2	2/3 1/1 2/2 1/1		1/3 0/1	1/1 1/2 0/1		
1-Missed	1-Post			1-Blocked		

Team	Offence	Defence	Goalkeepers									
Goals / Shots			Saves / Shots									
5/7 1/2 9/12			<table border="1"> <tr><td>3/6</td><td>3/4</td><td>1/2</td></tr> <tr><td>4/4</td><td>2/2</td><td>2/3</td></tr> <tr><td>1/6</td><td>2/10</td><td>0/4</td></tr> </table>	3/6	3/4	1/2	4/4	2/2	2/3	1/6	2/10	0/4
3/6	3/4	1/2										
4/4	2/2	2/3										
1/6	2/10	0/4										
3-Missed 1-Post 2-Blocked			1 OH Y									
			<table border="1"> <tr><td>3/6</td><td>3/4</td><td>1/2</td></tr> <tr><td>4/4</td><td>2/2</td><td>2/3</td></tr> <tr><td>1/6</td><td>2/10</td><td>0/4</td></tr> </table>	3/6	3/4	1/2	4/4	2/2	2/3	1/6	2/10	0/4
3/6	3/4	1/2										
4/4	2/2	2/3										
1/6	2/10	0/4										
			16 LEE M									
			<table border="1"> <tr><td></td><td></td><td></td></tr> <tr><td></td><td></td><td></td></tr> <tr><td></td><td></td><td></td></tr> </table>									





## MATCH TEAM STATISTICS

参赛队技术统计 / STATISTIQUES DU MATCH PAR ÉQUIPE

### KOR 31 - 23 SWE

(18 - 13) (13 - 10)

Referees: (19) BAUM M / (20) GORALCZYK M (POL)

#### SWE - Sweden

No.	Name	Shots								Offence		Defence		Penalties			TP		
		G/S	%	6m	Wing	9m	7m	FB	BT	AS	TF	ST	BS	YC	2Min	RC		EX	
3	FLOGNMAN Tina											1				1			16:20
4	BOSON Matilda	6/11	55	2/2	3/8			1/1		1	1	2							55:00
5	HOLMGREN Sara	3/6	50	1/4				2/2			1	1		1	1				41:21
7	WIEL FREDEN Annika	1/1	100					1/1		2	1	1							35:34
9	TOVEBY Frida	2/2	100	1/1				1/1			1								11:10
10	UTKOVIC Teresa	2/3	67		2/2			0/1			2								23:12
11	ENSTROM Jessica	1/2	50	1/1		0/1					1								11:11
12	BENGTSSON Therese																		4:12
14	ERIKSSON Sara	0/1	0		0/1					1	2		1	1	1				34:19
15	AHLM Johanna	6/14	43	1/1	1/1	2/9	1/2		1/1	7	1			1					42:44
16	GRUNDSTROM Madeleine																		53:54
17	TORSTENSON Linnea	0/6	0			0/6					5		1		1				39:02
18	WIBERG Johanna											2			2				18:12
20	GULLDEN Isabelle	2/5	40	0/1		0/2			2/2	2	3								33:49
	Bench/Team													1					
<b>Totals</b>		23/51	45	6/10	6/12	2/18	1/2	5/6	3/3	13	19	6	2	4	6	0	0		

No.	Name	Total Shots		6m Shots		Wing Shots		9m Shots		7m Shots		Fast Breaks		Breakthroughs	
		S/S	%	S/S	%	S/S	%	S/S	%	S/S	%	S/S	%	S/S	%
12	BENGTSSON Therese	1/5	20			0/1	0	1/1	100	0/1	0	0/1	0	0/1	0
16	GRUNDSTROM Madeleine	12/38	32	0/2	0	4/10	40	4/8	50	2/7	29	1/3	33	1/8	13
<b>Totals</b>		13/44	30	0/2	0	4/11	36	5/10	50	2/8	25	1/4	25	1/9	11

Team Shots	Goals	Saves	Missed	Post	Blocked	Total	%
6m Shots	6	4	0	0	0	10	60
Wing Shots	6	6	0	0	0	12	50
9m Shots	2	7	3	3	3	18	11
7m Shots	1	1	0	0	n/a	2	50
Fast Breaks	5	0	0	1	0	6	83
Breakthroughs	3	0	0	0	0	3	100
<b>Totals</b>	23	18	3	4	3	51	45

Number of Attacks: 65, Scoring Efficiency: 35%



**OSC GYMNASIUM**  
 奥体中心体育馆  
 GYMNASE DU CSO

WED 星期三 MER  
 13 AUG 2008  
 14:00

**HANDBALL**  
 手球 / HANDBALL

**WOMEN**  
 女子项目 / FEMMES

**PRELIMINARY GROUP B - MATCH 15**  
 预赛B组 - 第15场 / PRÉLIMINAIRE GROUPE B - MATCH 15



**MATCH TEAM STATISTICS**  
 参赛队技术统计 / STATISTIQUES DU MATCH PAR ÉQUIPE

**KOR 31 - 23 SWE**  
 (18 - 13) (13 - 10)

Referees: (19) BAUM M / (20) GORALCZYK M (POL)

**SWE - Sweden**

**Shots Distribution**

**Players**

Goals / Shots

3 FLOGNMAN T	4 BOSON M	5 HOLMGREN S	7 WIEL FREDEN A	9 TOVEBY F	10 UTKOVIC T	11 ENSTROM J
	1/3 1/2	1/1 0/1				0/1
		0/1 0/1				
	1/1 1/2 1/1	1/1 1/1	1/1	1/1 1/1	2/2	1/1
					1-Post	
14 ERIKSSON S	15 AHLM J	17 TORSTENSON L	18 WIBERG J	20 GULLDEN I		
	1/2	0/1		1/1		
	0/3	0/1		0/1		
0/1	2/3 2/2 1/1			1/1		
	1-Missed 1-Post 1-Blocked	1-Missed 2-Post 1-Blocked		1-Missed 1-Blocked		

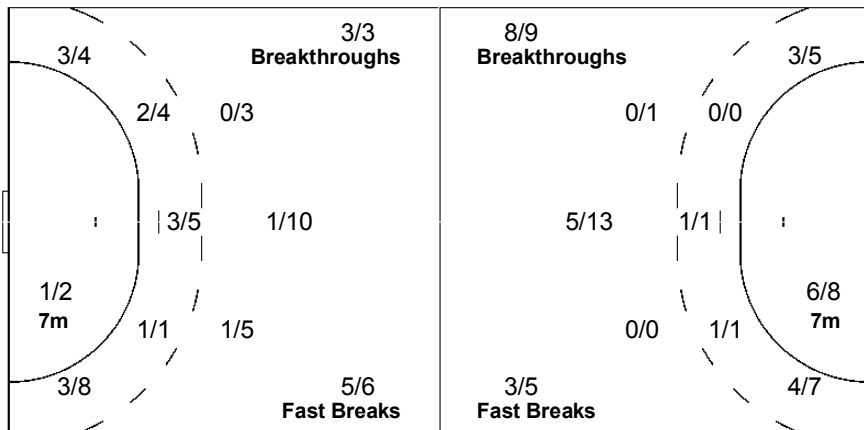
**Team**

Goals / Shots

3/6	1/4	1/2
0/4	0/2	1/3
5/6	8/10	4/4

3-Missed 4-Post 3-Blocked

**Offence**



**Goalkeepers**

Saves / Shots

2/7	4/9	0/1
1/2		0/1
3/12	2/6	1/6

12 BENGTTSSON T

0/1		
0/2	1/1	0/1

16 GRUNDSTROM M

2/6	4/9	0/1
1/2		0/1
3/9	1/5	1/5

<b>Legend:</b>						
% Efficiency	<b>2Min</b> 2 Minute Suspensions	<b>6m</b> 6-metre Shots	<b>7m</b> 7-metre Shots	<b>9m</b> 9-metre Shots		
<b>AS</b> Assists	<b>BS</b> Blocked Shots	<b>BT</b> Breakthroughs	<b>EX</b> Exclusions	<b>FB</b> Fast Breaks		
<b>G/S</b> Goals/Shots	<b>n/a</b> not applicable	<b>RC</b> Red Cards	<b>S/S</b> Saves/Shots	<b>ST</b> Steals		
<b>TF</b> Technical Faults	<b>TP</b> Time Played	<b>Wing</b> Wing Shots	<b>YC</b> Yellow Cards			





**RESULTS**  
比赛成绩 / RÉSULTATS  
**GER 24 - 25 HUN**  
(14 - 12) (10 - 13)

Referees: (5) GJEDING M / (6) HANSEN M (DEN)

**RUNNING SCORE**  
**GER - HUN**

**GER - Germany**

Players		Shots								Penalties			
No.	Name	G/S	%	6m	Wing	9m	7m	FB	BT	YC	2Min	RC	EX
1	ENGLERT Sabine												
2	HARDTER Nadine												
4	JURACK Grit	1/10	10			1/8		0/1	0/1		1		
7	WORZ Nina Christin	2/4	50	2/2		0/2							
8	MULLER Anne	1/1	100					1/1		1			
9	STEINBACH Laura	0/1	0			0/1							
10	LOERPER Anna												
11	HERING Mandy	3/5	60	1/1	2/3			0/1		1			
13	KRAUSE Nadine	9/13	69			3/6	3/4	1/1	2/2				
15	NEUKAMP Sabrina	1/2	50		1/2								
16	WOLTERING Clara												
18	BAUMBACH Maren	3/7	43		0/2	1/1		2/4					
19	MELBECK Stefanie	4/5	80		4/5					1	2		
20	ALTHAUS Anja											1	
	Bench/Team												
	Totals	24/48	50	3/3	7/12	5/18	3/4	4/8	2/3	3	4	0	0

Goalkeepers		Saves							
No.	Name	S/S	%	6m	Wing	9m	7m	FB	BT
1	ENGLERT Sabine	11/34	32	3/7	3/5	3/12	0/2	2/5	0/3
16	WOLTERING Clara	1/3	33		0/1	1/1	0/1		
	Totals	12/37	32	3/7	3/6	4/13	0/3	2/5	0/3

**HUN - Hungary**

Players		Shots								Penalties			
No.	Name	G/S	%	6m	Wing	9m	7m	FB	BT	YC	2Min	RC	EX
2	FERLING Bernadett	1/1	100			1/1							
6	VERTEN Orsolya	5/8	63	2/2	1/3			0/1	2/2	1			
10	PIGNICZKI Krisztina												
12	HERR Orsolya												
13	GORBICZ Anita	9/13	69	0/1	1/1	3/5	3/4	1/1	1/1	1			
16	PALINGER Katalin												
17	TOTH Tímea	4/10	40	0/1		4/7		0/2			2		
18	SZAMORANSKY Piroska	1/1	100	1/1							1		
22	BODI Bernadett	1/4	25		1/2	0/1		0/1					
23	SZUCS Gabriella	0/3	0			0/3					2		
26	BORBAS Rita												
31	HORNYAK Agnes	1/3	33	1/2		0/1					1		
83	KOVACSICZ Monika	0/1	0		0/1								
87	TOMORI Szusanna	3/5	60			1/3		2/2		1	1		
	Bench/Team									1			
	Totals	25/49	51	4/7	3/7	9/21	3/4	3/7	3/3	4	7	0	0

Goalkeepers		Saves							
No.	Name	S/S	%	6m	Wing	9m	7m	FB	BT
12	HERR Orsolya	0/3	0	0/2		0/1			
16	PALINGER Katalin	14/35	40	0/1	4/11	7/11	1/4	1/5	1/3
	Totals	14/38	37	0/3	4/11	7/12	1/4	1/5	1/3

1st Half		
	0 (1') 1	TOTH T
KRAUSE N	1 (2') 1	
	1 (2') 2	VERTEN O
JURACK G	2 (3') 2	
MELBECK S	3 (4') 2	
	3 (5') 3	GORBICZ A
HERING M	4 (5') 3	
WORZ NC	5 (9') 3	
	5 (10') 4	TOMORI Z
KRAUSE N	6 (12') 4	
	6 (13') 5	GORBICZ A
MELBECK S	7 (14') 5	
KRAUSE N	8 (16') 5	
HERING M	9 (17') 5	
WORZ NC	10 (18') 5	
	10 (19') 6	GORBICZ A
	10 (20') 7	TOMORI Z
	10 (21') 8	GORBICZ A
	10 (23') 9	TOMORI Z
	10 (25') 10	GORBICZ A
HERING M	11 (26') 10	
	11 (27') 11	VERTEN O
KRAUSE N	12 (28') 11	
MULLER A	13 (29') 11	
NEUKAMP S	14 (30') 11	
	14 (30') 12	GORBICZ A

2nd Half		
BAUMBACH M	15 (34') 12	
KRAUSE N	16 (34') 12	
KRAUSE N	17 (36') 12	
	17 (36') 13	HORNYAK A
MELBECK S	18 (38') 13	
	18 (40') 14	GORBICZ A
MELBECK S	19 (40') 14	
	19 (41') 15	FERLING B
BAUMBACH M	20 (41') 15	
	20 (42') 16	VERTEN O
KRAUSE N	21 (43') 16	
	21 (44') 17	SZAMORANSKY P
KRAUSE N	22 (44') 17	
	22 (45') 18	GORBICZ A
	22 (45') 19	TOTH T
	22 (46') 20	TOTH T
	22 (48') 21	VERTEN O
KRAUSE N	23 (49') 21	
	23 (49') 22	TOTH T
	23 (50') 23	BODI B
BAUMBACH M	24 (52') 23	
	24 (54') 24	VERTEN O
	24 (59') 25	GORBICZ A

Legend:									
%	Efficiency	2Min	2 Minute Suspensions	6m	6-metre Shots	7m	7-metre Shots	9m	9-metre Shots
BT	Breakthroughs	EX	Exclusions	FB	Fast Breaks	G/S	Goals/Shots	RC	Red Cards
S/S	Saves/Shots	Wing	Wing Shots	YC	Yellow Cards				



## MATCH TEAM STATISTICS

参赛队技术统计 / STATISTIQUES DU MATCH PAR ÉQUIPE

### GER 24 - 25 HUN

(14 - 12) (10 - 13)

Referees: (5) GJEDING M / (6) HANSEN M (DEN)

#### GER - Germany

No.	Name	Shots								Offence		Defence		Penalties				TP
		G/S	%	6m	Wing	9m	7m	FB	BT	AS	TF	ST	BS	YC	2Min	RC	EX	
1	ENGLERT Sabine																	56:31
2	HARDTER Nadine																	
4	JURACK Grit	1/10	10			1/8		0/1	0/1	5	6	3	1		1			51:15
7	WORZ Nina Christin	2/4	50	2/2		0/2				2	3							34:35
8	MULLER Anne	1/1	100					1/1						1				28:12
9	STEINBACH Laura	0/1	0			0/1												4:51
10	LOERPER Anna										1							6:17
11	HERING Mandy	3/5	60	1/1	2/3			0/1		1	3			1				56:02
13	KRAUSE Nadine	9/13	69			3/6	3/4	1/1	2/2	1	3		1					43:47
15	NEUKAMP Sabrina	1/2	50		1/2													15:06
16	WOLTERING Clara																	3:29
18	BAUMBACH Maren	3/7	43		0/2	1/1		2/4		3	3	1						36:49
19	MELBECK Stefanie	4/5	80		4/5					1		1	1	1	2			53:06
20	ALTHAUS Anja									1	1				1			30:00
	Bench/Team																	
	<b>Totals</b>	24/48	50	3/3	7/12	5/18	3/4	4/8	2/3	14	20	5	3	3	4	0	0	

No.	Name	Total Shots		6m Shots		Wing Shots		9m Shots		7m Shots		Fast Breaks		Breakthroughs	
		S/S	%	S/S	%	S/S	%	S/S	%	S/S	%	S/S	%	S/S	%
1	ENGLERT Sabine	11/34	32	3/7	43	3/5	60	3/12	25	0/2	0	2/5	40	0/3	0
16	WOLTERING Clara	1/3	33			0/1	0	1/1	100	0/1	0				
	<b>Totals</b>	12/37	32	3/7	43	3/6	50	4/13	31	0/3	0	2/5	40	0/3	0

Team Shots	Goals	Saves	Missed	Post	Blocked	Total	%
6m Shots	3	0	0	0	0	3	100
Wing Shots	7	4	1	0	0	12	58
9m Shots	5	7	2	1	3	18	28
7m Shots	3	1	0	0	n/a	4	75
Fast Breaks	4	1	1	1	1	8	50
Breakthroughs	2	1	0	0	0	3	67
<b>Totals</b>	24	14	4	2	4	48	50

Number of Attacks: 62, Scoring Efficiency: 39%



**OSC GYMNASIUM**  
 奥体中心体育馆  
 GYMNASE DU CSO

WED 星期三 MER  
 13 AUG 2008  
 20:45

**HANDBALL**  
 手球 / HANDBALL

**WOMEN**  
 女子项目 / FEMMES

**PRELIMINARY GROUP B - MATCH 18**  
 预赛B组 - 第18场 / PRÉLIMINAIRE GROUPE B - MATCH 18



**MATCH TEAM STATISTICS**

参赛队技术统计 / STATISTIQUES DU MATCH PAR ÉQUIPE

**GER 24 - 25 HUN**  
 (14 - 12) (10 - 13)

Referees: (5) GJEDING M / (6) HANSEN M (DEN)

**GER - Germany**

**Shots Distribution**

Players			Goals / Shots			
2 HARDTER N	4 JURACK G	7 WORZ NC	8 MULLER A	9 STEINBACH L	10 LOERPER A	11 HERING M
	0/2					1/1
	0/1					0/1
		1/1				
		0/1				1/1
	2-Missed	2-Blocked	1-Missed			1-Post
13 KRAUSE N	15 NEUKAMP S	18 BAUMBACH M	19 MELBECK S	20 ALTHAUS A		
1/1		0/1				
0/1	0/1		2/3			
3/4	1/1	1/1	2/2			
1-Post	1-Blocked	1-Missed	1-Blocked			

**Team**

**Offence**

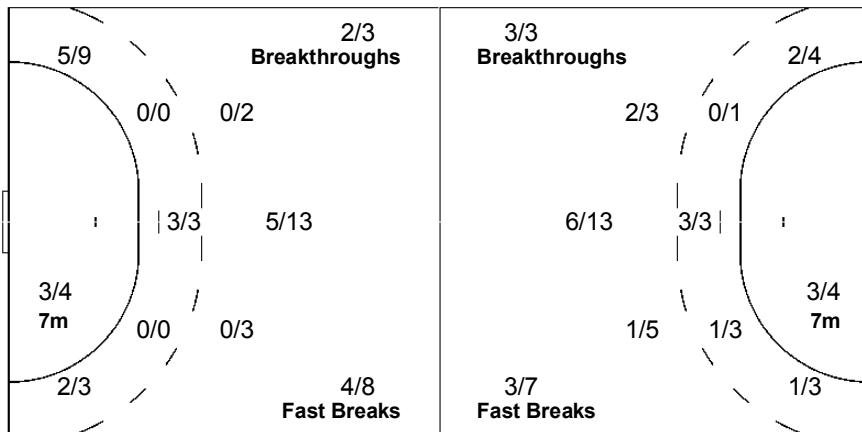
**Defence**

**Goalkeepers**

Goals / Shots

Saves / Shots

2/4	0/1	5/5
2/7		3/4
5/8	5/5	2/4
4-Missed	2-Post	4-Blocked



0/1	1/1	1/5
1/1	0/1	2/3
4/11	1/5	2/9

1 ENGLERT S

0/1		1/5
1/1	0/1	2/3
4/9	1/5	2/9

16 WOLTERING C

	1/1	
0/2		



## MATCH TEAM STATISTICS

参赛队技术统计 / STATISTIQUES DU MATCH PAR ÉQUIPE

### GER 24 - 25 HUN

(14 - 12) (10 - 13)

Referees: (5) GJEDING M / (6) HANSEN M (DEN)

#### HUN - Hungary

No.	Name	Shots								Offence		Defence		Penalties			TP	
		G/S	%	6m	Wing	9m	7m	FB	BT	AS	TF	ST	BS	YC	2Min	RC		EX
2	FERLING Bernadett	1/1	100			1/1				2		1						15:06
6	VERTEN Orsolya	5/8	63	2/2	1/3			0/1	2/2	1	1	1		1				53:14
10	PIGNICZKI Krisztina																	
12	HERR Orsolya																	3:18
13	GORBICZ Anita	9/13	69	0/1	1/1	3/5	3/4	1/1	1/1	4	4			1				59:49
16	PALINGER Katalin																	56:42
17	TOTH Timea	4/10	40	0/1		4/7		0/2			4					2		29:55
18	SZAMORANSKY Piroska	1/1	100	1/1						1	1				1			46:22
22	BODI Bernadett	1/4	25		1/2	0/1		0/1		1	1							36:46
23	SZUCS Gabriella	0/3	0			0/3				2	1	1	1		2			24:30
26	BORBAS Rita																	
31	HORNYAK Agnes	1/3	33	1/2		0/1					1		1			1		25:14
83	KOVACSICZ Monika	0/1	0		0/1						1							23:14
87	TOMORI Zsuzsanna	3/5	60			1/3		2/2		1	2	1	1	1	1			45:50
	Bench/Team													1				
<b>Totals</b>		25/49	51	4/7	3/7	9/21	3/4	3/7	3/3	12	16	3	4	4	7	0	0	

No.	Name	Total Shots		6m Shots		Wing Shots		9m Shots		7m Shots		Fast Breaks		Breakthroughs	
		S/S	%	S/S	%	S/S	%	S/S	%	S/S	%	S/S	%	S/S	%
12	HERR Orsolya	0/3	0	0/2	0			0/1	0						
16	PALINGER Katalin	14/35	40	0/1	0	4/11	36	7/11	64	1/4	25	1/5	20	1/3	33
<b>Totals</b>		14/38	37	0/3	0	4/11	36	7/12	58	1/4	25	1/5	20	1/3	33

Team Shots	Goals	Saves	Missed	Post	Blocked	Total	%
6m Shots	4	3	0	0	0	7	57
Wing Shots	3	3	1	0	0	7	43
9m Shots	9	4	2	4	2	21	43
7m Shots	3	0	1	0	n/a	4	75
Fast Breaks	3	2	0	2	0	7	43
Breakthroughs	3	0	0	0	0	3	100
<b>Totals</b>	25	12	4	6	2	49	51

Number of Attacks: 61, Scoring Efficiency: 41%



**OSC GYMNASIUM**  
 奥体中心体育馆  
 GYMNASE DU CSO

WED 星期三 MER  
 13 AUG 2008  
 20:45

**HANDBALL**  
 手球 / HANDBALL

**WOMEN**  
 女子项目 / FEMMES

**PRELIMINARY GROUP B - MATCH 18**  
 预赛B组 - 第18场 / PRÉLIMINAIRE GROUPE B - MATCH 18



**MATCH TEAM STATISTICS**

参赛队技术统计 / STATISTIQUES DU MATCH PAR ÉQUIPE

**GER 24 - 25 HUN**  
 (14 - 12) (10 - 13)

Referees: (5) GJEDING M / (6) HANSEN M (DEN)

**HUN - Hungary**

**Shots Distribution**

Players			Goals / Shots																	
<b>2 FERLING B</b>			<b>6 VERTEN O</b>			<b>10 PIGNICZKI K</b>			<b>13 GORBICZ A</b>			<b>17 TOTH T</b>			<b>18 SZAMORANSKY P</b>			<b>22 BODI B</b>		
					1/2						1/1	1/1	0/1	1/1						
										1/1	1/2			0/1						
		1/1	1/2	1/2	2/2				3/3	2/2	1/1	1/2		1/1		1/1		1/1		0/2
									1-Missed 1-Post 1-Blocked 1-Missed 2-Post						1-Post					
<b>23 SZUCS G</b>			<b>26 BORBAS R</b>			<b>31 HORNYAK A</b>			<b>83 KOVACSICZ M</b>			<b>87 TOMORI Z</b>								
														1/1						
														0/1						
0/1						0/1		1/1				1/1		1/1						
1-Missed 1-Blocked						1-Post			1-Missed			1-Post								

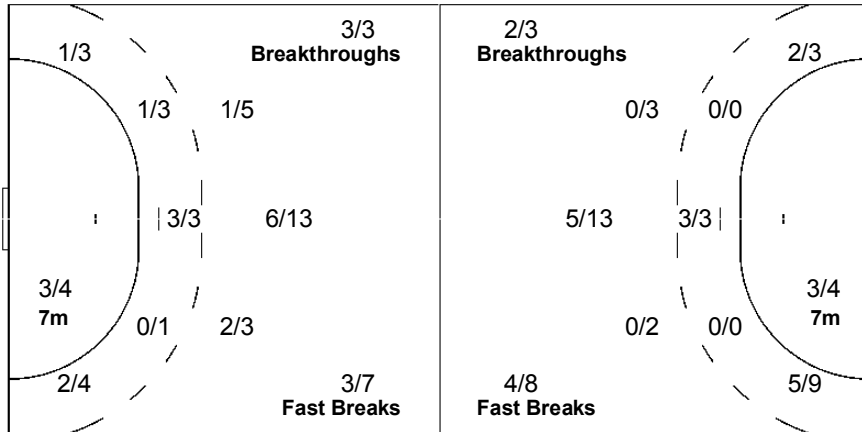
**Team**

Goals / Shots

1/1	0/1	4/5
0/1	1/1	1/3
7/11	4/5	7/9

4-Missed 6-Post 2-Blocked

**Offence**



**Defence**

**Goalkeepers**

Saves / Shots

2/4	1/1	0/5
5/7		1/4
3/8	0/5	2/4

**12 HERR O**

		0/1
0/1	0/1	

**16 PALINGER K**

2/4	1/1	0/4
5/7		1/4
3/7	0/4	2/4

<b>Legend:</b>	% Efficiency	<b>2Min</b> 2 Minute Suspensions	<b>6m</b> 6-metre Shots	<b>7m</b> 7-metre Shots	<b>9m</b> 9-metre Shots
<b>AS</b> Assists	<b>BS</b> Blocked Shots	<b>BT</b> Breakthroughs	<b>EX</b> Exclusions	<b>FB</b> Fast Breaks	
<b>G/S</b> Goals/Shots	<b>n/a</b> not applicable	<b>RC</b> Red Cards	<b>S/S</b> Saves/Shots	<b>ST</b> Steals	
<b>TF</b> Technical Faults	<b>TP</b> Time Played	<b>Wing</b> Wing Shots	<b>YC</b> Yellow Cards		



## RESULTS

比赛成绩 / RÉSULTATS

### BRA 33 - 32 KOR (17 - 12) (16 - 20)

Referees: (17) LICIS R / (18) STOLAROV S Z (LAT)

#### RUNNING SCORE

##### BRA - KOR

##### BRA - Brazil

Players		Shots								Penalties			
No.	Name	G/S	%	6m	Wing	9m	7m	FB	BT	YC	2Min	RC	EX
1	MASSON Chana												
2	DINIZ Fabiana									1	1		
3	NASCIMENTO Alexandra	9/11	82	1/1	1/1	0/2	3/3	4/4				1	
5	PIEADADE Daniela	0/1	0					0/1				2	
6	AMORIM Eduarda	2/3	67			1/2			1/1				
7	OLIVEIRA Alessandra	4/6	67	4/6									
9	RODRIGUES Ana	7/9	78			6/8			1/1				
10	ROSAS Aline	6/9	67		2/3		0/1	2/2	2/3				
11	JACQUES Viviane	1/1	100					1/1					
13	SILVA Lucila	0/1	0			0/1							
17	MESQUITA Idalina												
18	CAVALEIRO Deonise	3/7	43		0/1	1/1			2/5	1			
19	SANTOS Aline	1/3	33			1/2	0/1			1	1		
23	de PAULA Daryl												
	Bench/Team									1	1		
	Totals	33/51	65	5/7	3/5	9/16	3/5	7/8	6/10	4	6	0	0

Goalkeepers		Saves							
No.	Name	S/S	%	6m	Wing	9m	7m	FB	BT
1	MASSON Chana	4/27	15	0/2	2/7	1/5	1/6	0/6	0/1
23	de PAULA Daryl	2/11	18	1/1	1/3	0/2	0/4	0/1	
	Totals	6/38	16	1/3	3/10	1/7	1/10	0/7	0/1

##### KOR - Korea

Players		Shots								Penalties			
No.	Name	G/S	%	6m	Wing	9m	7m	FB	BT	YC	2Min	RC	EX
1	OH Yongran												
3	KIM Ona	1/2	50			1/1	0/1						
4	HUH Soonyoung	3/3	100	1/1				2/2		1	3	1	
6	SONG Hairim												
7	KIM Namsun	3/4	75		2/3			1/1					
9	KIM Chayoun	2/4	50		2/4								
10	OH Seongok	2/4	50	0/1		0/1		2/2					
11	HONG Jeongho	10/11	91			1/1	9/10						
13	PARK Chunghee	2/2	100		2/2								
16	LEE Minhee												
17	AN Junghwa	2/2	100		1/1			1/1					
18	BAE Minhee	0/1	0		0/1							1	
19	CHOI Imjeong	4/5	80	1/1		2/3			1/1	1			
20	MOON Pilhee	3/9	33		0/1	2/7		1/1			1		
	Bench/Team									1			
	Totals	32/47	68	2/3	7/12	6/13	9/11	7/7	1/1	3	5	1	0

Goalkeepers		Saves							
No.	Name	S/S	%	6m	Wing	9m	7m	FB	BT
1	OH Yongran	10/35	29	1/5	1/4	4/9	2/3	0/7	2/7
16	LEE Minhee	0/8	0	0/1		0/4	0/2		0/1
	Totals	10/43	23	1/6	1/4	4/13	2/5	0/7	2/8

1st Half	
	0 (1') 1 MOON P
NASCIMENTO A	1 (4') 1
ROSAS A	2 (6') 1
	2 (7') 2 CHOI I
CAVALEIRO D	3 (7') 2
NASCIMENTO A	4 (8') 2
	4 (10') 3 CHOI I
NASCIMENTO A	5 (10') 3
	5 (11') 4 AN J
ROSAS A	6 (12') 4
	6 (13') 5 HONG J
NASCIMENTO A	7 (14') 5
CAVALEIRO D	8 (15') 5
	8 (16') 6 KIM O
OLIVEIRA A	9 (16') 6
	9 (17') 7 HONG J
NASCIMENTO A	10 (17') 7
	10 (18') 8 HONG J
OLIVEIRA A	11 (19') 8
	11 (21') 9 HONG J
SANTOS A	12 (22') 9
	12 (22') 10 CHOI I
RODRIGUES A	13 (23') 10
	13 (24') 11 CHOI I
ROSAS A	14 (25') 11
NASCIMENTO A	15 (26') 11
	15 (27') 12 HUH S
RODRIGUES A	16 (28') 12
JACQUES V	17 (29') 12

2nd Half	
ROSAS A	18 (32') 12
	18 (33') 13 MOON P
	18 (33') 14 HUH S
	18 (34') 15 AN J
AMORIM E	19 (35') 15
	19 (35') 16 HONG J
OLIVEIRA A	20 (36') 16
	20 (37') 17 HONG J
ROSAS A	21 (39') 17
	21 (39') 18 KIM C
	21 (40') 19 MOON P
CAVALEIRO D	22 (40') 19
NASCIMENTO A	23 (43') 19
	23 (43') 20 OH S
OLIVEIRA A	24 (44') 20
	24 (44') 21 KIM N
RODRIGUES A	25 (45') 21
	25 (45') 22 HONG J
	25 (46') 23 HONG J
	25 (47') 24 KIM N
	25 (48') 25 OH S
ROSAS A	26 (49') 25
AMORIM E	27 (50') 25
	27 (50') 26 KIM C
RODRIGUES A	28 (51') 26
RODRIGUES A	29 (52') 26
	29 (52') 27 HONG J
NASCIMENTO A	30 (53') 27
	30 (53') 28 PARK C
NASCIMENTO A	31 (54') 28
	31 (55') 29 KIM N
	31 (56') 30 PARK C
	31 (57') 31 HUH S
RODRIGUES A	32 (57') 31
	32 (58') 32 HONG J
RODRIGUES A	33 (60') 32

Legend:									
%	Efficiency	2Min	2 Minute Suspensions	6m	6-metre Shots	7m	7-metre Shots	9m	9-metre Shots
BT	Breakthroughs	EX	Exclusions	FB	Fast Breaks	G/S	Goals/Shots	RC	Red Cards
S/S	Saves/Shots	Wing	Wing Shots	YC	Yellow Cards				





## MATCH TEAM STATISTICS

参赛队技术统计 / STATISTIQUES DU MATCH PAR ÉQUIPE

### BRA 33 - 32 KOR

(17 - 12) (16 - 20)

Referees: (17) LICIS R / (18) STOLAROVZ Z (LAT)

#### BRA - Brazil

No.	Name	Shots								Offence		Defence		Penalties			TP	
		G/S	%	6m	Wing	9m	7m	FB	BT	AS	TF	ST	BS	YC	2Min	RC		EX
1	MASSON Chana									2								49:55
2	DINIZ Fabiana													1	1			9:24
3	NASCIMENTO Alexandra	9/11	82	1/1	1/1	0/2	3/3	4/4		2	3	3			1			59:04
5	PIEADADE Daniela	0/1	0					0/1				1			2			34:05
6	AMORIM Eduarda	2/3	67			1/2			1/1	2	2							15:46
7	OLIVEIRA Alessandra	4/6	67	4/6						1		2						49:25
9	RODRIGUES Ana	7/9	78			6/8			1/1		2							14:37
10	ROSAS Aline	6/9	67		2/3		0/1	2/2	2/3		2							60:00
11	JACQUES Viviane	1/1	100					1/1				1						4:23
13	SILVA Lucila	0/1	0			0/1				2	2							10:05
17	MESQUITA Idalina																	
18	CAVALEIRO Deonise	3/7	43		0/1	1/1			2/5	3	4			1				56:33
19	SANTOS Aline	1/3	33			1/2	0/1			3			2	1	1			46:38
23	de PAULA Darly																	10:05
	Bench/Team													1	1			
<b>Totals</b>		33/51	65	5/7	3/5	9/16	3/5	7/8	6/10	15	15	6	3	4	6	0	0	

No.	Name	Total Shots		6m Shots		Wing Shots		9m Shots		7m Shots		Fast Breaks		Breakthroughs	
		S/S	%	S/S	%	S/S	%	S/S	%	S/S	%	S/S	%	S/S	%
1	MASSON Chana	4/27	15	0/2	0	2/7	29	1/5	20	1/6	17	0/6	0	0/1	0
23	de PAULA Darly	2/11	18	1/1	100	1/3	33	0/2	0	0/4	0	0/1	0		
<b>Totals</b>		6/38	16	1/3	33	3/10	30	1/7	14	1/10	10	0/7	0	0/1	0

Team Shots	Goals	Saves	Missed	Post	Blocked	Total	%
6m Shots	5	1	0	1	0	7	71
Wing Shots	3	1	1	0	0	5	60
9m Shots	9	4	0	2	1	16	56
7m Shots	3	2	0	0	n/a	5	60
Fast Breaks	7	0	0	1	0	8	88
Breakthroughs	6	2	2	0	0	10	60
<b>Totals</b>	33	10	3	4	1	51	65

Number of Attacks: 62, Scoring Efficiency: 53%



**MATCH TEAM STATISTICS**  
 参赛队技术统计 / STATISTIQUES DU MATCH PAR ÉQUIPE

**BRA 33 - 32 KOR**  
 (17 - 12) (16 - 20)

Referees: (17) LICIS R / (18) STOLAROV S (LAT)

**BRA - Brazil**

**Shots Distribution**

Players			Goals / Shots			
2 DINIZ F	3 NASCIMENTO A	5 PIEDADE D	6 AMORIM E	7 OLIVEIRA A	9 RODRIGUES A	10 ROSAS A
	2/2		1/1	1/1	1/1	2/2
				0/1	1/1	
	1/2				1/1	
	2/2	1/1	1/1		1/1	0/1
	3/3		1/1	3/3	1/2	0/1
	1-Blocked	1-Post	1-Post	1-Post		2-Missed
11 JACQUES V	13 SILVA L	17 MESQUITA I	18 CAVALEIRO D	19 SANTOS A		
			2/3	0/1		
				0/1		
1/1			1/1		1/2	0/1
	1-Post		1-Missed			

Team	Offence	Defence	Goalkeepers																																				
Goals / Shots			Saves / Shots																																				
<table border="1"> <tr><td>3/4</td><td>4/4</td><td>4/5</td></tr> <tr><td>1/2</td><td></td><td>2/4</td></tr> <tr><td>6/8</td><td>2/4</td><td>11/12</td></tr> </table> <p>3-Missed 4-Post 1-Blocked</p>	3/4	4/4	4/5	1/2		2/4	6/8	2/4	11/12			<table border="1"> <tr><td>1/8</td><td>2/3</td><td>1/8</td></tr> <tr><td>1/2</td><td></td><td>0/2</td></tr> <tr><td>0/8</td><td>1/5</td><td>0/2</td></tr> </table> <p>1 MASSON C</p> <table border="1"> <tr><td>1/6</td><td>1/2</td><td>1/6</td></tr> <tr><td>0/1</td><td></td><td>0/2</td></tr> <tr><td>0/6</td><td>1/3</td><td>0/1</td></tr> </table> <p>23 de PAULA D</p> <table border="1"> <tr><td>0/2</td><td>1/1</td><td>0/2</td></tr> <tr><td>1/1</td><td></td><td></td></tr> <tr><td>0/2</td><td>0/2</td><td>0/1</td></tr> </table>	1/8	2/3	1/8	1/2		0/2	0/8	1/5	0/2	1/6	1/2	1/6	0/1		0/2	0/6	1/3	0/1	0/2	1/1	0/2	1/1			0/2	0/2	0/1
3/4	4/4	4/5																																					
1/2		2/4																																					
6/8	2/4	11/12																																					
1/8	2/3	1/8																																					
1/2		0/2																																					
0/8	1/5	0/2																																					
1/6	1/2	1/6																																					
0/1		0/2																																					
0/6	1/3	0/1																																					
0/2	1/1	0/2																																					
1/1																																							
0/2	0/2	0/1																																					



## MATCH TEAM STATISTICS

参赛队技术统计 / STATISTIQUES DU MATCH PAR ÉQUIPE

### BRA 33 - 32 KOR

(17 - 12) (16 - 20)

Referees: (17) LICIS R / (18) STOLAROV S (LAT)

#### KOR - Korea

No.	Name	Shots								Offence		Defence		Penalties			TP	
		G/S	%	6m	Wing	9m	7m	FB	BT	AS	TF	ST	BS	YC	2Min	RC		EX
1	OH Yongran											1						48:03
3	KIM Ona	1/2	50			1/1	0/1			2	3							8:20
4	HUH Soonyoung	3/3	100	1/1				2/2		1		2		1	3	1		54:54
6	SONG Hairim																	
7	KIM Namsun	3/4	75		2/3			1/1				1						18:11
9	KIM Chayoun	2/4	50		2/4					1	1							32:47
10	OH Seongok	2/4	50	0/1		0/1		2/2		6	6	1						49:13
11	HONG Jeongho	10/11	91			1/1	9/10			2								25:06
13	PARK Chunghee	2/2	100		2/2													8:14
16	LEE Minhee																	11:57
17	AN Junghwa	2/2	100		1/1			1/1		1	2							41:49
18	BAE Minhee	0/1	0		0/1											1		30:00
19	CHOI Imjeong	4/5	80	1/1		2/3			1/1	1	1		1	1				32:30
20	MOON Pilhee	3/9	33		0/1	2/7		1/1		6	3					1		58:56
	Bench/Team													1				
	<b>Totals</b>	32/47	68	2/3	7/12	6/13	9/11	7/7	1/1	20	17	4	1	3	5	1	0	

No.	Name	Total Shots		6m Shots		Wing Shots		9m Shots		7m Shots		Fast Breaks		Breakthroughs	
		S/S	%	S/S	%	S/S	%	S/S	%	S/S	%	S/S	%	S/S	%
1	OH Yongran	10/35	29	1/5	20	1/4	25	4/9	44	2/3	67	0/7	0	2/7	29
16	LEE Minhee	0/8	0	0/1	0			0/4	0	0/2	0			0/1	0
	<b>Totals</b>	10/43	23	1/6	17	1/4	25	4/13	31	2/5	40	0/7	0	2/8	25

Team Shots	Goals	Saves	Missed	Post	Blocked	Total	%
6m Shots	2	1	0	0	0	3	67
Wing Shots	7	3	1	1	0	12	58
9m Shots	6	1	2	1	3	13	46
7m Shots	9	1	0	1	n/a	11	82
Fast Breaks	7	0	0	0	0	7	100
Breakthroughs	1	0	0	0	0	1	100
<b>Totals</b>	32	6	3	3	3	47	68

Number of Attacks: 61, Scoring Efficiency: 52%



**OSC GYMNASIUM**  
 奥体中心体育馆  
 GYMNASE DU CSO

FRI 星期五 VEN  
 15 AUG 2008  
 10:45

**HANDBALL**  
 手球 / HANDBALL

**WOMEN**  
 女子项目 / FEMMES

**PRELIMINARY GROUP B - MATCH 20**  
 预赛B组 - 第20场 / PRÉLIMINAIRE GROUPE B - MATCH 20



**MATCH TEAM STATISTICS**

参赛队技术统计 / STATISTIQUES DU MATCH PAR ÉQUIPE

**BRA 33 - 32 KOR**  
 (17 - 12) (16 - 20)

Referees: (17) LICIS R / (18) STOLAROV S (LAT)

**KOR - Korea**

**Shots Distribution**

Players			Goals / Shots			
3 KIM O	4 HUH S	6 SONG H	7 KIM N	9 KIM C	10 OH S	11 HONG J
1/1	2/2		1/1 1/1	0/2	1/1 0/1 1/1	2/3 3/3
1-Post	1/1		1-Missed	2/2	1-Blocked	5/5
13 PARK C	17 AN J	18 BAE M	19 CHOI I	20 MOON P		
1/1	1/1		1/1 1/2	2/2		
1/1	1/1	1-Post	1/1 1/1	1/2 2-Blocked		

Team	Offence	Defence	Goalkeepers
Goals / Shots			Saves / Shots
7/8 1/3 7/8	4/7 Breakthroughs 1/1	6/10 Breakthroughs 2/4	1/4 0/4 1/5
1/2 2/2	2/3 2/3 4/9	2/4 0/0 5/7	1/2 2/4
8/8 4/5 2/2	9/11 7m 0/0 0/1 7/7 Fast Breaks	6/9 1/3 0/0 3/5 7m 1/1	2/8 2/4 1/12
3-Missed 3-Post 3-Blocked			1 OH Y
			1/4 0/4 1/2
			1/1 2/3
			2/7 2/4 1/10
			16 LEE M
			0/3
			0/1 0/1
			0/1 0/2

Legend:							
%	Efficiency	2Min	2 Minute Suspensions	6m	6-metre Shots	7m	7-metre Shots
AS	Assists	BS	Blocked Shots	BT	Breakthroughs	EX	Exclusions
G/S	Goals/Shots	n/a	not applicable	RC	Red Cards	S/S	Saves/Shots
TF	Technical Faults	TP	Time Played	Wing	Wing Shots	YC	Yellow Cards
						9m	9-metre Shots
						FB	Fast Breaks
						ST	Steals





**RESULTS**  
比赛成绩 / RÉSULTATS  
**GER 26 - 27 SWE**  
(13 - 13) (13 - 14)

Referees: (11) BORD G / (12) BUY O (FRA)

**RUNNING SCORE**  
**GER - SWE**

**GER - Germany**

Players		Shots								Penalties			
No.	Name	G/S	%	6m	Wing	9m	7m	FB	BT	YC	2Min	RC	EX
1	ENGLERT Sabine												
2	HARDTER Nadine	4/6	67	2/2	1/2			1/1	0/1				
4	JURACK Grit	4/12	33	0/1	0/1	3/8	0/1		1/1				
7	WORZ Nina Christin	5/7	71	1/1		2/4		1/1	1/1				
8	MULLER Anne	2/2	100	1/1					1/1	1			
9	STEINBACH Laura	0/1	0			0/1							
10	LOERPER Anna	0/1	0				0/1				1		
11	HERING Mandy												
13	KRAUSE Nadine	3/7	43	1/1	1/1	0/3	0/1		1/1	1			
15	NEUKAMP Sabrina												
16	WOLTERING Clara												
18	BAUMBACH Maren	2/6	33	1/1	1/1	0/2		0/1	0/1				
19	MELBECK Stefanie	1/4	25	0/1	1/3								
20	ALTHAUS Anja	5/5	100	4/4				1/1			3	1	
	Bench/Team												
	Totals	26/51	51	10/12	4/8	5/18	0/3	3/4	4/6	2	4	1	0

Goalkeepers		Saves							
No.	Name	S/S	%	6m	Wing	9m	7m	FB	BT
1	ENGLERT Sabine	6/19	32	0/4	2/3	2/6	1/1	0/2	1/3
16	WOLTERING Clara	7/21	33	1/3	1/3	4/7	0/2	0/3	1/3
	Totals	13/40	33	1/7	3/6	6/13	1/3	0/5	2/6

**SWE - Sweden**

Players		Shots								Penalties			
No.	Name	G/S	%	6m	Wing	9m	7m	FB	BT	YC	2Min	RC	EX
3	FLOGNMAN Tina	0/1	0			0/1					1		
4	BOSON Matilda	4/6	67	1/1	0/2	1/1		1/1	1/1				
5	HOLMGREN Sara	3/4	75	2/3				1/1			1		
7	WIEL FREDEN Annika	1/1	100		1/1					1			
9	TOVEBY Frida												
10	UTKOVIC Teresa	3/5	60		2/4				1/1				
11	ENSTROM Jessica	2/3	67	2/2					0/1				
12	BENGTSSON Therese												
14	ERIKSSON Sara	2/2	100					2/2					
15	AHLM Johanna	7/14	50			5/10	0/1	1/1	1/2				
16	GRUNDSTROM Madeleine												
17	TORSTENSON Linnea	3/13	23	1/2		1/10			1/1	1			
18	WIBERG Johanna									1	2		
20	GULLDEN Isabelle	2/4	50			0/2	2/2						
	Bench/Team									1			
	Totals	27/53	51	6/8	3/7	7/24	2/3	5/5	4/6	4	4	0	0

Goalkeepers		Saves							
No.	Name	S/S	%	6m	Wing	9m	7m	FB	BT
12	BENGTSSON Therese	1/1	100				1/1		
16	GRUNDSTROM Madeleine	14/40	35	1/11	2/6	7/12	1/1	1/4	2/6
	Totals	15/41	37	1/11	2/6	7/12	2/2	1/4	2/6

1st Half	
0 (3') 1	HOLMGREN S
0 (4') 2	HOLMGREN S
1 (4') 2	WORZ NC
1 (5') 3	BOSON M
2 (5') 3	WORZ NC
2 (6') 4	AHLM J
3 (7') 4	HARDTER N
3 (7') 5	WIEL FREDEN A
4 (8') 5	WORZ NC
4 (8') 6	AHLM J
5 (10') 6	MULLER A
6 (11') 6	WORZ NC
6 (12') 7	BOSON M
6 (13') 8	ERIKSSON S
7 (14') 8	HARDTER N
8 (15') 8	MULLER A
8 (15') 9	ENSTROM J
9 (16') 9	JURACK G
9 (19') 10	AHLM J
10 (21') 10	HARDTER N
10 (23') 11	ENSTROM J
11 (26') 11	WORZ NC
12 (27') 11	ALTHAUS A
12 (28') 12	AHLM J
13 (28') 12	KRAUSE N
13 (30') 13	TORSTENSON L

2nd Half	
13 (32') 14	HOLMGREN S
14 (33') 14	BAUMBACH M
15 (35') 14	ALTHAUS A
16 (37') 14	ALTHAUS A
17 (38') 14	ALTHAUS A
17 (39') 15	AHLM J
18 (39') 15	KRAUSE N
18 (40') 16	AHLM J
18 (41') 17	TORSTENSON L
18 (42') 18	ERIKSSON S
19 (42') 18	JURACK G
19 (43') 19	BOSON M
20 (45') 19	BAUMBACH M
20 (46') 20	GULLDEN I
21 (47') 20	HARDTER N
21 (48') 21	UTKOVIC T
22 (49') 21	MELBECK S
22 (50') 22	UTKOVIC T
22 (53') 23	GULLDEN I
23 (54') 23	KRAUSE N
24 (56') 23	ALTHAUS A
24 (56') 24	AHLM J
25 (56') 24	JURACK G
25 (57') 25	BOSON M
25 (58') 26	TORSTENSON L
26 (59') 26	JURACK G
26 (59') 27	UTKOVIC T

<b>Legend:</b>	<b>2Min</b> 2 Minute Suspensions	<b>6m</b> 6-metre Shots	<b>7m</b> 7-metre Shots	<b>9m</b> 9-metre Shots
<b>%</b> Efficiency	<b>EX</b> Exclusions	<b>FB</b> Fast Breaks	<b>G/S</b> Goals/Shots	<b>RC</b> Red Cards
<b>BT</b> Breakthroughs	<b>Wing</b> Wing Shots	<b>YC</b> Yellow Cards		
<b>S/S</b> Saves/Shots				



## MATCH TEAM STATISTICS

参赛队技术统计 / STATISTIQUES DU MATCH PAR ÉQUIPE

### GER 26 - 27 SWE

(13 - 13) (13 - 14)

Referees: (11) BORD G / (12) BUY O (FRA)

#### GER - Germany

No.	Name	Shots								Offence		Defence		Penalties				TP
		G/S	%	6m	Wing	9m	7m	FB	BT	AS	TF	ST	BS	YC	2Min	RC	EX	
1	ENGLERT Sabine																	30:00
2	HARDTER Nadine	4/6	67	2/2	1/2			1/1	0/1	1	1	1						48:18
4	JURACK Grit	4/12	33	0/1	0/1	3/8	0/1		1/1	6	4		1					45:21
7	WORZ Nina Christin	5/7	71	1/1		2/4		1/1	1/1	1	1							29:48
8	MULLER Anne	2/2	100	1/1					1/1					1				28:20
9	STEINBACH Laura	0/1	0			0/1												6:54
10	LOERPER Anna	0/1	0				0/1								1			13:15
11	HERING Mandy																	11:42
13	KRAUSE Nadine	3/7	43	1/1	1/1	0/3	0/1		1/1	2	3	3		1				51:59
15	NEUKAMP Sabrina																	5:34
16	WOLTERING Clara																	29:48
18	BAUMBACH Maren	2/6	33	1/1	1/1	0/2		0/1	0/1	2	1							30:00
19	MELBECK Stefanie	1/4	25	0/1	1/3						1		2					56:16
20	ALTHAUS Anja	5/5	100	4/4				1/1							3	1		32:45
	Bench/Team										1							
	<b>Totals</b>	26/51	51	10/12	4/8	5/18	0/3	3/4	4/6	12	12	4	3	2	4	1	0	

No.	Name	Total Shots		6m Shots		Wing Shots		9m Shots		7m Shots		Fast Breaks		Breakthroughs	
		S/S	%	S/S	%	S/S	%	S/S	%	S/S	%	S/S	%	S/S	%
1	ENGLERT Sabine	6/19	32	0/4	0	2/3	67	2/6	33	1/1	100	0/2	0	1/3	33
16	WOLTERING Clara	7/21	33	1/3	33	1/3	33	4/7	57	0/2	0	0/3	0	1/3	33
	<b>Totals</b>	13/40	33	1/7	14	3/6	50	6/13	46	1/3	33	0/5	0	2/6	33

Team Shots	Goals	Saves	Missed	Post	Blocked	Total	%
6m Shots	10	1	1	0	0	12	83
Wing Shots	4	2	0	2	0	8	50
9m Shots	5	7	3	2	1	18	28
7m Shots	0	2	1	0	n/a	3	0
Fast Breaks	3	1	0	0	0	4	75
Breakthroughs	4	2	0	0	0	6	67
<b>Totals</b>	26	15	5	4	1	51	51

Number of Attacks: 57, Scoring Efficiency: 46%



**OSC GYMNASIUM**  
 奥体中心体育馆  
 GYMNASE DU CSO

FRI 星期五 VEN  
 15 AUG 2008  
 14:00

**HANDBALL**  
 手球 / HANDBALL

**WOMEN**  
 女子项目 / FEMMES

**PRELIMINARY GROUP B - MATCH 21**  
 预赛B组 - 第21场 / PRÉLIMINAIRE GROUPE B - MATCH 21



**MATCH TEAM STATISTICS**  
 参赛队技术统计 / STATISTIQUES DU MATCH PAR ÉQUIPE

**GER 26 - 27 SWE**  
 (13 - 13) (13 - 14)

Referees: (11) BORD G / (12) BUY O (FRA)

**GER - Germany**

**Shots Distribution**

Players			
Goals / Shots			
2 HARDTER N			
			1/2
1/1	1/1	1/2	
1-Missed 1-Post			
4 JURACK G			
1/1	0/1	1/1	
1/3	0/1	1/1	
0/2			
1-Missed 1-Post			
7 WORZ NC			
1/1			
1/1	1/1	2/2	
1-Missed 1-Post			
8 MULLER A			
2/2			
1-Missed			
9 STEINBACH L			
1-Missed			
10 LOERPER A			
0/1			
1-Missed			
11 HERING M			
1-Missed			
13 KRAUSE N			
			1/2
1/2	1/1		
1-Missed 1-Post			
15 NEUKAMP S			
1-Missed 1-Post			
18 BAUMBACH M			
			0/2
		1/2	1/1
1-Blocked 1-Missed 1-Post			
19 MELBECK S			
		0/1	
1/1			
1-Missed			
20 ALTHAUS A			
		1/1	
		2/2	
		2/2	
1-Missed			

Team	Offence	Defence	Goalkeepers																																				
Goals / Shots			Saves / Shots																																				
<table border="1"> <tr><td>3/3</td><td>0/2</td><td>1/1</td></tr> <tr><td>3/5</td><td>0/1</td><td>5/9</td></tr> <tr><td>4/8</td><td>4/5</td><td>6/7</td></tr> </table> <p>5-Missed 4-Post 1-Blocked</p>	3/3	0/2	1/1	3/5	0/1	5/9	4/8	4/5	6/7			<table border="1"> <tr><td>4/8</td><td>1/2</td><td>0/3</td></tr> <tr><td>0/1</td><td>3/3</td><td>2/2</td></tr> <tr><td>1/9</td><td>2/5</td><td>0/7</td></tr> </table> <p>1 ENGLERT S</p> <table border="1"> <tr><td>1/3</td><td>0/1</td><td>0/1</td></tr> <tr><td>0/1</td><td>1/1</td><td>1/1</td></tr> <tr><td>1/4</td><td>2/3</td><td>0/4</td></tr> </table> <p>16 WOLTERING C</p> <table border="1"> <tr><td>3/5</td><td>1/1</td><td>0/2</td></tr> <tr><td></td><td>2/2</td><td>1/1</td></tr> <tr><td>0/5</td><td>0/2</td><td>0/3</td></tr> </table>	4/8	1/2	0/3	0/1	3/3	2/2	1/9	2/5	0/7	1/3	0/1	0/1	0/1	1/1	1/1	1/4	2/3	0/4	3/5	1/1	0/2		2/2	1/1	0/5	0/2	0/3
3/3	0/2	1/1																																					
3/5	0/1	5/9																																					
4/8	4/5	6/7																																					
4/8	1/2	0/3																																					
0/1	3/3	2/2																																					
1/9	2/5	0/7																																					
1/3	0/1	0/1																																					
0/1	1/1	1/1																																					
1/4	2/3	0/4																																					
3/5	1/1	0/2																																					
	2/2	1/1																																					
0/5	0/2	0/3																																					



## MATCH TEAM STATISTICS

参赛队技术统计 / STATISTIQUES DU MATCH PAR ÉQUIPE

### GER 26 - 27 SWE

(13 - 13) (13 - 14)

Referees: (11) BORD G / (12) BUY O (FRA)

#### SWE - Sweden

No.	Name	Shots								Offence		Defence		Penalties			TP	
		G/S	%	6m	Wing	9m	7m	FB	BT	AS	TF	ST	BS	YC	2Min	RC		EX
3	FLOGNMAN Tina	0/1	0			0/1									1			10:48
4	BOSON Matilda	4/6	67	1/1	0/2	1/1		1/1	1/1									59:08
5	HOLMGREN Sara	3/4	75	2/3				1/1		1	1				1			47:20
7	WIEL FREDEN Annika	1/1	100		1/1						2			1				34:00
9	TOVEBY Frida																	
10	UTKOVIC Teresa	3/5	60		2/4				1/1									26:56
11	ENSTROM Jessica	2/3	67	2/2					0/1	5	1							30:11
12	BENGTSSON Therese																	0:40
14	ERIKSSON Sara	2/2	100					2/2										25:06
15	AHLM Johanna	7/14	50			5/10	0/1	1/1	1/2	4	2							45:10
16	GRUNDSTROM Madeleine										1							59:20
17	TORSTENSON Linnea	3/13	23	1/2		1/10			1/1	2	3	1		1				49:05
18	WIBERG Johanna									1				1	2			25:19
20	GULLDEN Isabelle	2/4	50			0/2	2/2			2								6:57
	Bench/Team													1				
<b>Totals</b>		27/53	51	6/8	3/7	7/24	2/3	5/5	4/6	15	10	1	1	4	4	0	0	

No.	Name	Total Shots		6m Shots		Wing Shots		9m Shots		7m Shots		Fast Breaks		Breakthroughs	
		S/S	%	S/S	%	S/S	%	S/S	%	S/S	%	S/S	%	S/S	%
12	BENGTSSON Therese	1/1	100							1/1	100				
16	GRUNDSTROM Madeleine	14/40	35	1/11	9	2/6	33	7/12	58	1/1	100	1/4	25	2/6	33
<b>Totals</b>		15/41	37	1/11	9	2/6	33	7/12	58	2/2	100	1/4	25	2/6	33

Team Shots	Goals	Saves	Missed	Post	Blocked	Total	%
6m Shots	6	1	1	0	0	8	75
Wing Shots	3	3	1	0	0	7	43
9m Shots	7	6	5	3	3	24	29
7m Shots	2	1	0	0	n/a	3	67
Fast Breaks	5	0	0	0	0	5	100
Breakthroughs	4	2	0	0	0	6	67
<b>Totals</b>	27	13	7	3	3	53	51

Number of Attacks: 57, Scoring Efficiency: 47%





**MATCH TEAM STATISTICS**  
参赛队技术统计 / STATISTIQUES DU MATCH PAR ÉQUIPE

**GER 26 - 27 SWE**  
(13 - 13) (13 - 14)

Referees: (11) BORD G / (12) BUY O (FRA)

**SWE - Sweden**

**Shots Distribution**

**Players**

Goals / Shots

3 FLOGNMAN T	4 BOSON M	5 HOLMGREN S	7 WIEL FREDEN A	9 TOVEBY F	10 UTKOVIC T	11 ENSTROM J
0/1	1/1	1/1 1/1			0/1 1/1	0/1
	1/1 0/1				0/1	
	1/1 1/2	1/1	1/1		2/2 1/1	2/2
		1-Missed			1-Missed	
14 ERIKSSON S	15 AHL M J	17 TORSTENSON L	18 WIBERG J	20 GULLDEN I		
	3/4	1/3				
		0/1 0/1				
1/1	2/3 0/1 1/1	2/2		1/1	1/1	
	1-Missed 2-Post	2-Missed 1-Post 3-Blocked		2-Missed		

**Team**

**Offence**

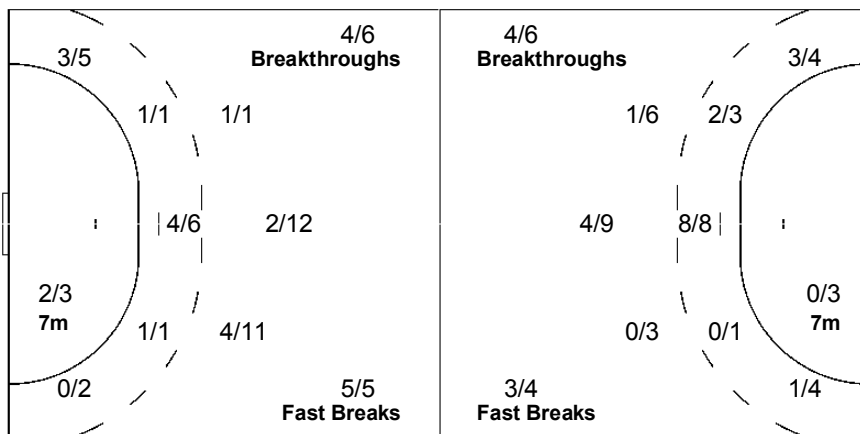
**Defence**

**Goalkeepers**

Goals / Shots

4/8	1/2	3/3
1/1	0/3	0/2
8/9	3/5	7/7

7-Missed 3-Post 3-Blocked



Saves / Shots

0/3	2/2	0/1
2/5	1/1	4/9
4/8	1/5	1/7

12 BENGTTSSON T

1/1		

16 GRUNDSTROM M

0/3	2/2	0/1
2/5	1/1	4/9
3/7	1/5	1/7

**Legend:**

% Efficiency	<b>2Min</b> 2 Minute Suspensions	<b>6m</b> 6-metre Shots	<b>7m</b> 7-metre Shots	<b>9m</b> 9-metre Shots
<b>AS</b> Assists	<b>BS</b> Blocked Shots	<b>BT</b> Breakthroughs	<b>EX</b> Exclusions	<b>FB</b> Fast Breaks
<b>G/S</b> Goals/Shots	<b>n/a</b> not applicable	<b>RC</b> Red Cards	<b>S/S</b> Saves/Shots	<b>ST</b> Steals
<b>TF</b> Technical Faults	<b>TP</b> Time Played	<b>Wing</b> Wing Shots	<b>YC</b> Yellow Cards	



**RESULTS**

比赛成绩 / RÉSULTATS

**HUN 24 - 33 RUS**

(15 - 16) (9 - 17)

Referees: (21) DIN C / (22) DINU S (ROU)

**HUN - Hungary**

Players		Shots								Penalties			
No.	Name	G/S	%	6m	Wing	9m	7m	FB	BT	YC	2Min	RC	EX
2	FERLING Bernadett	2/5	40	1/1		1/4							
6	VERTEN Orsolya	4/4	100		2/2			2/2					
10	PIGNICZKI Krisztina												
12	HERR Orsolya												
13	GORBICZ Anita	6/11	55			1/4	3/4	0/1	2/2	1	1		
16	PALINGER Katalin												
17	TOTH Timea	4/10	40			4/9			0/1				
18	SZAMORANSKY Piroska	1/2	50	0/1				1/1			1		
22	BODI Bernadett	2/5	40	0/1	2/4								
23	SZUCS Gabriella	3/5	60			3/5				1			
26	BORBAS Rita	0/1	0	0/1									
31	HORNYAK Agnes	1/1	100	1/1									
83	KOVACSICZ Monika	0/2	0		0/1			0/1					
87	TOMORI Zsuzsanna	1/4	25			1/3		0/1		1	1		
	Bench/Team												
<b>Totals</b>		<b>24/50</b>	<b>48</b>	<b>2/5</b>	<b>4/7</b>	<b>10/25</b>	<b>3/4</b>	<b>3/6</b>	<b>2/3</b>	<b>3</b>	<b>3</b>	<b>0</b>	<b>0</b>

Goalkeepers		Saves							
No.	Name	S/S	%	6m	Wing	9m	7m	FB	BT
12	HERR Orsolya	1/4	25		0/1	0/1	1/2		
16	PALINGER Katalin	10/40	25	0/3	0/1	6/16	0/3	4/11	0/6
<b>Totals</b>		<b>11/44</b>	<b>25</b>	<b>0/3</b>	<b>0/2</b>	<b>6/17</b>	<b>1/5</b>	<b>4/11</b>	<b>0/6</b>

**RUS - Russian Fed.**

Players		Shots								Penalties			
No.	Name	G/S	%	6m	Wing	9m	7m	FB	BT	YC	2Min	RC	EX
1	SUSLINA Inna												
3	POLTORATSKAYA Irina	1/3	33			1/3							
4	ROMENSKAYA Oxana	1/1	100	1/1						1			
5	POSTNOVA Liudmila	8/13	62			4/8		1/1	3/4	1			
6	KAREEVA Anna												
8	ANDRYUSHINA Ekaterina	2/5	40			0/2		0/1	2/2				
9	USKOVA Yana	2/5	40		1/2			1/3					
10	POLENOVA Elena	5/7	71			4/5	1/2			1			
11	TUREY Emiliya	2/4	50				1/2	0/1	1/1				
15	SHIPILOVA Natalia	3/3	100	1/1				2/2					
16	SIDOROVA Maria												
17	MARENNIKOVA Ekaterina	2/2	100		1/1			1/1					
19	DMITRIEVA Elena	2/3	67	1/1			0/1	1/1			1		
24	BLIZNOVA Irina	5/11	45			2/7	2/2	1/2		1			
	Bench/Team												
<b>Totals</b>		<b>33/57</b>	<b>58</b>	<b>3/3</b>	<b>2/3</b>	<b>11/25</b>	<b>4/7</b>	<b>7/12</b>	<b>6/7</b>	<b>3</b>	<b>2</b>	<b>0</b>	<b>0</b>

Goalkeepers		Saves							
No.	Name	S/S	%	6m	Wing	9m	7m	FB	BT
1	SUSLINA Inna	6/17	35	1/3	1/1	3/8	1/3	0/1	0/1
16	SIDOROVA Maria	6/19	32		1/5	4/9	0/1	0/2	1/2
<b>Totals</b>		<b>12/36</b>	<b>33</b>	<b>1/3</b>	<b>2/6</b>	<b>7/17</b>	<b>1/4</b>	<b>0/3</b>	<b>1/3</b>

**RUNNING SCORE**

**HUN - RUS**

1st Half	
0 (1') 1	POSTNOVA L
0 (2') 2	POLENOVA E
0 (4') 3	DMITRIEVA E
TOTH T 1 (5') 3	
1 (6') 4	POSTNOVA L
2 (6') 4	FERLING B
2 (7') 5	ROMENSKAYA O
3 (7') 5	GORBICZ A
3 (8') 6	POSTNOVA L
3 (9') 7	POLTORATSKAYA I
TOTH T 4 (9') 7	
4 (11') 8	BLIZNOVA I
5 (11') 8	TOTH T
6 (12') 8	VERTEN O
6 (13') 9	MARENNIKOVA E
7 (14') 9	SZAMORANSKY P
7 (14') 10	POLENOVA E
7 (15') 11	TUREY E
8 (16') 11	VERTEN O
9 (17') 11	BODI B
10 (19') 11	GORBICZ A
TOTH T 11 (20') 11	
11 (21') 12	ANDRYUSHINA E
BODI B 12 (22') 12	
GORBICZ A 13 (25') 12	
13 (26') 13	BLIZNOVA I
13 (26') 14	SHIPILOVA N
GORBICZ A 14 (27') 14	
14 (28') 15	POSTNOVA L
15 (29') 15	VERTEN O
15 (29') 16	POSTNOVA L

2nd Half	
16 (31') 16	SZUCS G
16 (33') 17	POSTNOVA L
17 (34') 17	FERLING B
17 (35') 18	POSTNOVA L
17 (37') 19	BLIZNOVA I
17 (37') 20	SHIPILOVA N
17 (38') 21	MARENNIKOVA E
18 (39') 21	GORBICZ A
18 (39') 22	BLIZNOVA I
18 (41') 23	POSTNOVA L
18 (42') 24	TUREY E
18 (44') 25	ANDRYUSHINA E
19 (45') 25	HORNYAK A
20 (46') 25	VERTEN O
20 (47') 26	SHIPILOVA N
20 (47') 27	BLIZNOVA I
20 (51') 28	USKOVA Y
20 (52') 29	DMITRIEVA E
20 (54') 30	USKOVA Y
SZUCS G 21 (54') 30	
21 (55') 31	POLENOVA E
GORBICZ A 22 (56') 31	
22 (57') 32	POLENOVA E
SZUCS G 23 (57') 32	
23 (58') 33	POLENOVA E
TOMORI Z 24 (59') 33	

Legend:									
%	Efficiency	2Min	2 Minute Suspensions	6m	6-metre Shots	7m	7-metre Shots	9m	9-metre Shots
BT	Breakthroughs	EX	Exclusions	FB	Fast Breaks	G/S	Goals/Shots	RC	Red Cards
S/S	Saves/Shots	Wing	Wing Shots	YC	Yellow Cards				



## MATCH TEAM STATISTICS

参赛队技术统计 / STATISTIQUES DU MATCH PAR ÉQUIPE

### HUN 24 - 33 RUS

(15 - 16) (9 - 17)

Referees: (21) DIN C / (22) DINU S (ROU)

#### HUN - Hungary

No.	Name	Shots								Offence		Defence		Penalties			TP	
		G/S	%	6m	Wing	9m	7m	FB	BT	AS	TF	ST	BS	YC	2Min	RC		EX
2	FERLING Bernadett	2/5	40	1/1		1/4				2								22:20
6	VERTEN Orsolya	4/4	100		2/2			2/2			4							45:21
10	PIGNICZKI Krisztina																	17:36
12	HERR Orsolya																	5:52
13	GORBICZ Anita	6/11	55			1/4	3/4	0/1	2/2	4	4			1	1			49:34
16	PALINGER Katalin																	54:08
17	TOTH Timea	4/10	40			4/9			0/1	2	3	1						34:59
18	SZAMORANSKY Piroska	1/2	50	0/1				1/1			1				1			51:31
22	BODI Bernadett	2/5	40	0/1	2/4													50:28
23	SZUCS Gabriella	3/5	60			3/5				2	3		2	1				25:16
26	BORBAS Rita	0/1	0	0/1														5:10
31	HORNYAK Agnes	1/1	100	1/1							2							17:52
83	KOVACSICZ Monika	0/2	0		0/1			0/1										9:32
87	TOMORI Zsuzsanna	1/4	25			1/3		0/1			2	1	2	1	1			30:21
	Bench/Team																	
<b>Totals</b>		24/50	48	2/5	4/7	10/25	3/4	3/6	2/3	10	19	2	4	3	3	0	0	

No.	Name	Total Shots		6m Shots		Wing Shots		9m Shots		7m Shots		Fast Breaks		Breakthroughs	
		S/S	%	S/S	%	S/S	%	S/S	%	S/S	%	S/S	%	S/S	%
12	HERR Orsolya	1/4	25			0/1	0	0/1	0	1/2	50				
16	PALINGER Katalin	10/40	25	0/3	0	0/1	0	6/16	38	0/3	0	4/11	36	0/6	0
<b>Totals</b>		11/44	25	0/3	0	0/2	0	6/17	35	1/5	20	4/11	36	0/6	0

Team Shots	Goals	Saves	Missed	Post	Blocked	Total	%
6m Shots	2	1	1	1	0	5	40
Wing Shots	4	2	1	0	0	7	57
9m Shots	10	7	3	2	3	25	40
7m Shots	3	1	0	0	n/a	4	75
Fast Breaks	3	0	3	0	0	6	50
Breakthroughs	2	1	0	0	0	3	67
<b>Totals</b>	24	12	8	3	3	50	48

Number of Attacks: 64, Scoring Efficiency: 38%



**OSC GYMNASIUM**  
 奥体中心体育馆  
 GYMNASE DU CSO

FRI 星期五 VEN  
 15 AUG 2008  
 20:45

**HANDBALL**  
 手球 / HANDBALL

**WOMEN**  
 女子项目 / FEMMES

**PRELIMINARY GROUP B - MATCH 24**  
 预赛B组 - 第24场 / PRÉLIMINAIRE GROUPE B - MATCH 24



**MATCH TEAM STATISTICS**

参赛队技术统计 / STATISTIQUES DU MATCH PAR ÉQUIPE

**HUN 24 - 33 RUS**

(15 - 16) (9 - 17)

Referees: (21) DIN C / (22) DINU S (ROU)

**HUN - Hungary**

**Shots Distribution**

Players			Goals / Shots			
2 FERLING B	6 VERTEN O	10 PIGNICZKI K	13 GORBICZ A	17 TOTH T	18 SZAMORANSKY P	22 BODI B
0/1 1/2	1/1		0/1 1/1	1/2 0/1 1/1	1/1	0/1 2/2
0/1 1/1	2/2 1/1		2/2 1/1 2/3	1/1 0/1 1/1		0/1
			1-Missed 1-Post 1-Blocked 2-Missed		1-Missed	1-Missed
23 SZUCS G	26 BORBAS R	31 HORNYAK A	83 KOVACSICZ M	87 TOMORI Z		
1/1			0/1			
2/2		1/1				1/1
2-Blocked	1-Post		1-Missed	2-Missed 1-Post		

**Team**

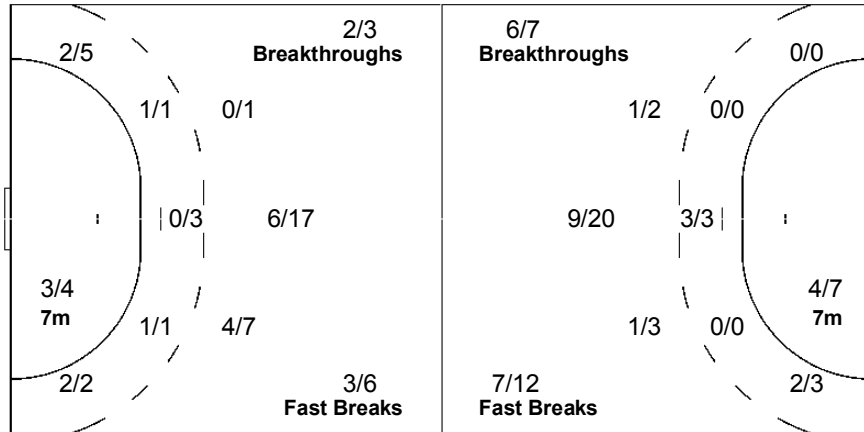
**Offence**

**Defence**

**Goalkeepers**

Goals / Shots

1/1	2/4	1/3
1/4	0/1	4/4
8/9	2/4	5/6
8-Missed	3-Post	3-Blocked



Saves / Shots

0/6	1/3	0/5
4/6		2/5
1/8	1/3	2/8

**12 HERR O**

0/1		0/1
1/1		
0/1		

**16 PALINGER K**

0/5	1/3	0/4
3/5		2/5
1/7	1/3	2/8



## MATCH TEAM STATISTICS

参赛队技术统计 / STATISTIQUES DU MATCH PAR ÉQUIPE

### HUN 24 - 33 RUS

(15 - 16) (9 - 17)

Referees: (21) DIN C / (22) DINU S (ROU)

#### RUS - Russian Fed.

Players		Shots								Offence		Defence		Penalties				TP
No.	Name	G/S	%	6m	Wing	9m	7m	FB	BT	AS	TF	ST	BS	YC	2Min	RC	EX	
1	SUSLINA Inna									1								33:01
3	POLTORATSKAYA Irina	1/3	33			1/3												12:12
4	ROMENSKAYA Oxana	1/1	100	1/1						1	1	1		1				33:29
5	POSTNOVA Liudmila	8/13	62			4/8		1/1	3/4	1	3		1	1				45:30
6	KAREEVA Anna																	
8	ANDRYUSHINA Ekaterina	2/5	40			0/2		0/1	2/2	2	1							33:04
9	USKOVA Yana	2/5	40		1/2			1/3		1	1							38:10
10	POLENOVA Elena	5/7	71			4/5	1/2			2	1	1	1		1			27:53
11	TUREY Emiliya	2/4	50				1/2	0/1	1/1			2						18:10
15	SHIPILOVA Natalia	3/3	100	1/1				2/2		2	1	1	1					43:29
16	SIDOROVA Maria																	26:59
17	MARENNIKOVA Ekaterina	2/2	100		1/1			1/1			2							23:06
19	DMITRIEVA Elena	2/3	67	1/1			0/1	1/1			4	2			1			41:19
24	BLIZNOVA Irina	5/11	45			2/7	2/2	1/2		2				1				43:38
	Bench/Team										1							
<b>Totals</b>		33/57	58	3/3	2/3	11/25	4/7	7/12	6/7	12	15	7	3	3	2	0	0	

Goalkeepers		Total Shots		6m Shots		Wing Shots		9m Shots		7m Shots		Fast Breaks		Breakthroughs	
No.	Name	S/S	%	S/S	%	S/S	%	S/S	%	S/S	%	S/S	%	S/S	%
1	SUSLINA Inna	6/17	35	1/3	33	1/1	100	3/8	38	1/3	33	0/1	0	0/1	0
16	SIDOROVA Maria	6/19	32			1/5	20	4/9	44	0/1	0	0/2	0	1/2	50
<b>Totals</b>		12/36	33	1/3	33	2/6	33	7/17	41	1/4	25	0/3	0	1/3	33

Team Shots	Goals	Saves	Missed	Post	Blocked	Total	%
6m Shots	3	0	0	0	0	3	100
Wing Shots	2	0	0	1	0	3	67
9m Shots	11	6	2	2	4	25	44
7m Shots	4	1	0	2	n/a	7	57
Fast Breaks	7	4	0	1	0	12	58
Breakthroughs	6	0	0	1	0	7	86
<b>Totals</b>	33	11	2	7	4	57	58

Number of Attacks: 64, Scoring Efficiency: 52%



**MATCH TEAM STATISTICS**  
 参赛队技术统计 / STATISTIQUES DU MATCH PAR ÉQUIPE

**HUN 24 - 33 RUS**  
 (15 - 16) (9 - 17)

Referees: (21) DIN C / (22) DINU S (ROU)

**RUS - Russian Fed.**

**Shots Distribution**

Players			Goals / Shots			
3 POLTORATSKAYA I	4 ROMENSKAYA O	5 POSTNOVA L	6 KAREEVA A	8 ANDRYUSHINA E	9 USKOVA Y	10 POLENOVA E
1/1		1/1		1/1	1/1	3/3
		1/1		0/1	1/2	0/1
	1/1	3/3		1/1	0/1	1/1
2-Blocked		1-Missed 2-Post		2-Blocked	1-Post	1-Post
11 TUREY E	15 SHIPILOVA N	17 MARENNIKOVA E	19 DMITRIEVA E	24 BLIZNOVA I		
0/1	1/1	1/1	1/1	0/1	1/1	
1/1		1/1		1/2		
1-Post	2/2		1/1	1/2	0/1	2/2
				1-Missed 1-Post		

Team	Offence	Defence	Goalkeepers
Goals / Shots			Saves / Shots
6/6	6/7 Breakthroughs	2/3 Breakthroughs	0/1
2/3	0/0	4/7	2/4
5/5	1/3	1/1	2/3
2/6	3/3	0/3	3/4
3/5	9/20	6/17	1/1
7/8	1/2	0/1	0/4
2-Missed 7-Post 4-Blocked	7/12 Fast Breaks	3/6 Fast Breaks	1/9
			2/4
			1/6
			1 SUSLINA I
			2/3
			2/3
			1/1
			0/1
			0/4
			1/1
			0/4
			16 SIDOROVA M
			0/1
			0/1
			2/3
			1/1
			0/3
			1/5
			1/3
			1/2

Legend:							
%	Efficiency	2Min	2 Minute Suspensions	6m	6-metre Shots	7m	7-metre Shots
AS	Assists	BS	Blocked Shots	BT	Breakthroughs	EX	Exclusions
G/S	Goals/Shots	n/a	not applicable	RC	Red Cards	S/S	Saves/Shots
TF	Technical Faults	TP	Time Played	Wing	Wing Shots	YC	Yellow Cards
						9m	9-metre Shots
						FB	Fast Breaks
						ST	Steals



**RESULTS**  
比赛成绩 / RÉSULTATS  
**SWE 25 - 22 BRA**  
(14 - 11) (11 - 11)

Referees: (11) BORD G / (12) BUY O (FRA)

**SWE - Sweden**

No.	Name	Shots								Penalties			
		G/S	%	6m	Wing	9m	7m	FB	BT	YC	2Min	RC	EX
3	FLOGNMAN Tina	1/1	100	1/1									
4	BOSON Matilda	6/8	75		3/4			3/4					
5	HOLMGREN Sara									1	2		
7	WIEL FREDEN Annika	0/2	0	0/1	0/1								
9	TOVEBY Frida	1/1	100	1/1						1			
10	UTKOVIC Teresa	1/2	50	1/1				0/1					
11	ENSTROM Jessica	4/5	80	1/1		3/3			0/1				
12	BENGTSSON Therese												
14	ERIKSSON Sara												
15	AHLM Johanna	7/13	54			3/6	2/4	2/3					
16	GRUNDSTROM Madeleine												
17	TORSTENSON Linnea	5/11	45	0/1		3/7			2/3				
18	WIBERG Johanna									1	1		
20	GULLDEN Isabelle	0/1	0				0/1						
Bench/Team													
Totals		25/44	57	4/6	3/5	9/16	2/5	5/8	2/4	3	3	0	0

No.	Name	Saves							
		S/S	%	6m	Wing	9m	7m	FB	BT
12	BENGTSSON Therese	0/3	0				0/3		
16	GRUNDSTROM Madeleine	12/31	39	0/4	2/3	8/16	1/3	0/3	1/2
Totals		12/34	35	0/4	2/3	8/16	1/6	0/3	1/2

**BRA - Brazil**

No.	Name	Shots								Penalties			
		G/S	%	6m	Wing	9m	7m	FB	BT	YC	2Min	RC	EX
1	MASSON Chana												
2	DINIZ Fabiana									1	1		
3	NASCIMENTO Alexandra	4/5	80		0/1		3/3	1/1					
5	PIEADA Daniela	1/1	100					1/1		1	2		
6	AMORIM Eduarda	2/4	50			2/4							
7	OLIVEIRA Alessandra	3/3	100	3/3									
9	RODRIGUES Ana	3/5	60			2/4			1/1				
10	ROSAS Aline	5/9	56	1/1	1/4		2/3	1/1					
11	JACQUES Viviane												
13	SILVA Lucila												
17	MESQUITA Idalina												
18	CAVALEIRO Deonise	0/3	0			0/1		0/1	0/1				
19	SANTOS Aline	4/14	29			4/13	0/1				1		
23	de PAULA Darly												
Bench/Team													
Totals		22/44	50	4/4	1/5	8/22	5/7	3/4	1/2	2	4	0	0

No.	Name	Saves							
		S/S	%	6m	Wing	9m	7m	FB	BT
1	MASSON Chana	5/18	28	0/1	0/1	3/10	1/2	1/3	0/1
23	de PAULA Darly	2/14	14	0/3	0/2	0/2	1/2	0/3	1/2
Totals		7/32	22	0/4	0/3	3/12	2/4	1/6	1/3

**RUNNING SCORE**  
**SWE - BRA**

**1st Half**

	0 (1') 1	ROSAS A
	0 (3') 2	PIEADA D
	0 (6') 3	ROSAS A
AHLM J	1 (7') 3	
ENSTROM J	2 (9') 3	
	2 (10') 4	ROSAS A
	2 (11') 5	ROSAS A
BOSON M	3 (12') 5	
	3 (12') 6	SANTOS A
AHLM J	4 (13') 6	
TORSTENSON L	5 (16') 6	
	5 (16') 7	AMORIM E
	5 (18') 8	AMORIM E
AHLM J	6 (19') 8	
BOSON M	7 (20') 8	
TOVEBY F	8 (21') 8	
AHLM J	9 (22') 8	
	9 (23') 9	RODRIGUES A
	9 (23') 10	NASCIMENTO A
TORSTENSON L	10 (24') 10	
AHLM J	11 (25') 10	
AHLM J	12 (26') 10	
	12 (27') 11	SANTOS A
TORSTENSON L	13 (29') 11	
TORSTENSON L	14 (30') 11	

**2nd Half**

ENSTROM J	15 (31') 11	
	15 (32') 12	RODRIGUES A
	15 (32') 13	NASCIMENTO A
	15 (37') 14	NASCIMENTO A
	15 (38') 15	ROSAS A
BOSON M	16 (39') 15	
	16 (40') 16	RODRIGUES A
ENSTROM J	17 (42') 16	
	17 (43') 17	SANTOS A
	17 (44') 18	OLIVEIRA A
FLOGNMAN T	18 (45') 18	
AHLM J	19 (46') 18	
	19 (48') 19	OLIVEIRA A
BOSON M	20 (49') 19	
BOSON M	21 (49') 19	
	21 (50') 20	SANTOS A
BOSON M	22 (54') 20	
	22 (54') 21	OLIVEIRA A
ENSTROM J	23 (54') 21	
TORSTENSON L	24 (55') 21	
	24 (56') 22	NASCIMENTO A
UTKOVIC T	25 (58') 22	

Legend:									
%	Efficiency	2Min	2 Minute Suspensions	6m	6-metre Shots	7m	7-metre Shots	9m	9-metre Shots
BT	Breakthroughs	EX	Exclusions	FB	Fast Breaks	G/S	Goals/Shots	RC	Red Cards
S/S	Saves/Shots	Wing	Wing Shots	YC	Yellow Cards				



## MATCH TEAM STATISTICS

参赛队技术统计 / STATISTIQUES DU MATCH PAR ÉQUIPE

### SWE 25 - 22 BRA

(14 - 11) (11 - 11)

Referees: (11) BORD G / (12) BUY O (FRA)

#### SWE - Sweden

No.	Name	Shots								Offence		Defence		Penalties			TP	
		G/S	%	6m	Wing	9m	7m	FB	BT	AS	TF	ST	BS	YC	2Min	RC		EX
3	FLOGNMAN Tina	1/1	100	1/1														12:04
4	BOSON Matilda	6/8	75		3/4			3/4			1	2						60:00
5	HOLMGREN Sara									2	1	2	1	1	2			39:38
7	WIEL FREDEN Annika	0/2	0	0/1	0/1					1	1	2						28:34
9	TOVEBY Frida	1/1	100	1/1										1				9:00
10	UTKOVIC Teresa	1/2	50	1/1				0/1		1	4	2						31:26
11	ENSTROM Jessica	4/5	80	1/1		3/3			0/1	2	5							27:41
12	BENGTSSON Therese																	0:44
14	ERIKSSON Sara											1						21:18
15	AHLM Johanna	7/13	54			3/6	2/4	2/3		3	4	1						44:34
16	GRUNDSTROM Madeleine										1							59:16
17	TORSTENSON Linnea	5/11	45	0/1		3/7			2/3	1	2		1					48:40
18	WIBERG Johanna												1	1	1			31:22
20	GULLDEN Isabelle	0/1	0				0/1				1							5:43
	Bench/Team																	
<b>Totals</b>		25/44	57	4/6	3/5	9/16	2/5	5/8	2/4	10	20	10	3	3	3	0	0	

No.	Name	Total Shots		6m Shots		Wing Shots		9m Shots		7m Shots		Fast Breaks		Breakthroughs	
		S/S	%	S/S	%	S/S	%	S/S	%	S/S	%	S/S	%	S/S	%
12	BENGTSSON Therese	0/3	0							0/3	0				
16	GRUNDSTROM Madeleine	12/31	39	0/4	0	2/3	67	8/16	50	1/3	33	0/3	0	1/2	50
<b>Totals</b>		12/34	35	0/4	0	2/3	67	8/16	50	1/6	17	0/3	0	1/2	50

Team Shots	Goals	Saves	Missed	Post	Blocked	Total	%
6m Shots	4	0	2	0	0	6	67
Wing Shots	3	0	1	1	0	5	60
9m Shots	9	3	4	0	0	16	56
7m Shots	2	2	0	1	n/a	5	40
Fast Breaks	5	1	0	2	0	8	63
Breakthroughs	2	1	1	0	0	4	50
<b>Totals</b>	25	7	8	4	0	44	57

Number of Attacks: 62, Scoring Efficiency: 40%





**OSC GYMNASIUM**  
 奥体中心体育馆  
 GYMNASE DU CSO

SUN 星期日 DIM  
 17 AUG 2008  
 9:00

**HANDBALL**  
 手球 / HANDBALL

**WOMEN**  
 女子项目 / FEMMES

**PRELIMINARY GROUP B - MATCH 25**  
 预赛B组 - 第25场 / PRÉLIMINAIRE GROUPE B - MATCH 25



**MATCH TEAM STATISTICS**  
 参赛队技术统计 / STATISTIQUES DU MATCH PAR ÉQUIPE

**SWE 25 - 22 BRA**  
 (14 - 11) (11 - 11)

Referees: (11) BORD G / (12) BUY O (FRA)

**SWE - Sweden**

**Shots Distribution**

Players			Goals / Shots			
3 FLOGNMAN T	4 BOSON M	5 HOLMGREN S	7 WIEL FREDEN A	9 TOVEBY F	10 UTKOVIC T	11 ENSTROM J
0/0	2/2 0/1	0/0	0/0	0/0	0/0	1/1 0/1 1/1
1/1	1/1	0/0	0/0	1/1	1/1	2/2
1-Missed			1-Missed 1-Post		1-Post	
14 ERIKSSON S	15 AHL M J	17 TORSTENSON L	18 WIBERG J	20 GULLDEN I		
0/0	3/3 0/2	1/2 1/1	0/0	0/0		
0/0	0/1 3/3	1/2 1/1 2/2	0/0	0/0		
	2-Missed 1-Post	4-Missed		1-Post		

Team	Offence	Defence	Goalkeepers
Goals / Shots			Saves / Shots
7/8 0/1 2/2 1/3 0/1 2/4 3/3 1/1 9/9 8-Missed 4-Post	<p>2/4 Breakthroughs</p> <p>5/10</p> <p>5/8 Fast Breaks</p>	<p>1/2 Breakthroughs</p> <p>6/15</p> <p>3/4 Fast Breaks</p>	<p>3/5 1/2 1/5</p> <p>0/3 1/1 2/4</p> <p>2/5 1/3 1/6</p>
	<p>0/1</p> <p>1/1</p> <p>0/1</p> <p>2/2</p> <p>1/3</p> <p>4/5</p> <p>3/4</p> <p>2/5 7m</p>	<p>1/4</p> <p>2/3</p> <p>0/0</p> <p>4/4</p> <p>0/4</p> <p>0/0</p> <p>5/7 7m</p> <p>0/1</p>	<p>12 BENG TSSON T</p> <p>0/1</p> <p>0/1</p>
			<p>16 GRUNDSTROM M</p> <p>3/5 1/2 1/5</p> <p>0/2 1/1 2/4</p> <p>2/4 1/3 1/5</p>



## MATCH TEAM STATISTICS

参赛队技术统计 / STATISTIQUES DU MATCH PAR ÉQUIPE

### SWE 25 - 22 BRA

(14 - 11) (11 - 11)

Referees: (11) BORD G / (12) BUY O (FRA)

#### BRA - Brazil

No.	Name	Shots								Offence		Defence		Penalties				TP
		G/S	%	6m	Wing	9m	7m	FB	BT	AS	TF	ST	BS	YC	2Min	RC	EX	
1	MASSON Chana																	29:48
2	DINIZ Fabiana													1	1			16:10
3	NASCIMENTO Alexandra	4/5	80		0/1		3/3	1/1			1							60:00
5	PIEADADE Daniela	1/1	100					1/1			1		1	2			30:17	
6	AMORIM Eduarda	2/4	50			2/4				1	7						13:20	
7	OLIVEIRA Alessandra	3/3	100	3/3						1	1	1					53:04	
9	RODRIGUES Ana	3/5	60			2/4			1/1	3	2						16:05	
10	ROSAS Aline	5/9	56	1/1	1/4		2/3	1/1		1	3						53:49	
11	JACQUES Viviane																	
13	SILVA Lucila									1	3						6:31	
17	MESQUITA Idalina																6:11	
18	CAVALEIRO Deonise	0/3	0			0/1		0/1	0/1	1	2	1					49:33	
19	SANTOS Aline	4/14	29			4/13	0/1			3	1				1		55:00	
23	de PAULA Darly										1						30:12	
	Bench/Team																	
<b>Totals</b>		22/44	50	4/4	1/5	8/22	5/7	3/4	1/2	11	21	3	0	2	4	0	0	

No.	Name	Total Shots		6m Shots		Wing Shots		9m Shots		7m Shots		Fast Breaks		Breakthroughs	
		S/S	%	S/S	%	S/S	%	S/S	%	S/S	%	S/S	%	S/S	%
1	MASSON Chana	5/18	28	0/1	0	0/1	0	3/10	30	1/2	50	1/3	33	0/1	0
23	de PAULA Darly	2/14	14	0/3	0	0/2	0	0/2	0	1/2	50	0/3	0	1/2	50
<b>Totals</b>		7/32	22	0/4	0	0/3	0	3/12	25	2/4	50	1/6	17	1/3	33

Team Shots	Goals	Saves	Missed	Post	Blocked	Total	%
6m Shots	4	0	0	0	0	4	100
Wing Shots	1	2	0	2	0	5	20
9m Shots	8	8	2	2	2	22	36
7m Shots	5	1	0	1	n/a	7	71
Fast Breaks	3	0	0	0	1	4	75
Breakthroughs	1	1	0	0	0	2	50
<b>Totals</b>	22	12	2	5	3	44	50

Number of Attacks: 61, Scoring Efficiency: 36%



**OSC GYMNASIUM**  
 奥体中心体育馆  
 GYMNASE DU CSO

SUN 星期日 DIM  
 17 AUG 2008  
 9:00

**HANDBALL**  
 手球 / HANDBALL

**WOMEN**  
 女子项目 / FEMMES

**PRELIMINARY GROUP B - MATCH 25**  
 预赛B组 - 第25场 / PRÉLIMINAIRE GROUPE B - MATCH 25



**MATCH TEAM STATISTICS**

参赛队技术统计 / STATISTIQUES DU MATCH PAR ÉQUIPE

**SWE 25 - 22 BRA**  
 (14 - 11) (11 - 11)

Referees: (11) BORD G / (12) BUY O (FRA)

**BRA - Brazil**

**Shots Distribution**

Players			Goals / Shots			
2 DINIZ F	3 NASCIMENTO A	5 PIEDADE D	6 AMORIM E	7 OLIVEIRA A	9 RODRIGUES A	10 ROSAS A
	1/2		0/1 1/1 1/1		1/1	0/1
	1/1	1/1		1/1		
	1/1			1/1	0/1 2/2	2/2 2/3 1/1
					1-Missed	2-Post
11 JACQUES V	13 SILVA L	17 MESQUITA I	18 CAVALEIRO D	19 SANTOS A		
			0/1	1/2 1/1		
			0/1	1/1 1/2		
				0/1 0/1		
					1-Blocked 1-Missed 3-Post 2-Blocked	

Team	Offence	Defence	Goalkeepers
Goals / Shots			Saves / Shots
2/5 1/2 4/5	0/1 Breakthroughs 1/2	2/4 Breakthroughs 3/4	1/8 1/1 0/2
3/3 0/1 2/4	0/0 0/4 6/15	4/5 1/3 5/10 2/2	2/3 1/1 2/4
3/5 2/3 5/6	5/7 7m 0/0 2/3 1/4 3/4 Fast Breaks	0/1 1/1 0/1 2/5 7m 0/1	0/3 0/1 0/9
2-Missed 5-Post 3-Blocked			1 MASSON C
			1/6 1/1 0/1
			2/3 1/2
			0/1 0/4
			23 de PAULA D
			0/2 0/1
			1/1 1/2
			0/2 0/1 0/5

Legend:							
%	Efficiency	2Min	2 Minute Suspensions	6m	6-metre Shots	7m	7-metre Shots
AS	Assists	BS	Blocked Shots	BT	Breakthroughs	EX	Exclusions
G/S	Goals/Shots	n/a	not applicable	RC	Red Cards	S/S	Saves/Shots
TF	Technical Faults	TP	Time Played	Wing	Wing Shots	YC	Yellow Cards
						9m	9-metre Shots
						FB	Fast Breaks
						ST	Steals



## RESULTS

比赛成绩 / RÉSULTATS

### RUS 30 - 29 GER

(16 - 14) (14 - 15)

Referees: (5) GJEDING M / (6) HANSEN M (DEN)

#### RUNNING SCORE

##### RUS - GER

#### RUS - Russian Fed.

Players		Shots								Penalties			
No.	Name	G/S	%	6m	Wing	9m	7m	FB	BT	YC	2Min	RC	EX
1	SUSLINA Inna												
3	POLTORATSKAYA Irina	2/3	67			1/2			1/1		1		
4	ROMENSKAYA Oxana	1/2	50	1/1				0/1			1		
5	POSTNOVA Liudmila	8/15	53			5/11		1/2	2/2				
6	KAREEVA Anna												
8	ANDRYUSHINA Ekaterina	4/7	57			2/3			2/4				
9	USKOVA Yana	1/1	100						1/1	1	1		
10	POLENOVA Elena	1/3	33			0/1	1/2						
11	TUREY Emiliya	0/1	0	0/1									
15	SHIPILOVA Natalia	6/8	75	3/3				3/4	0/1	1			
16	SIDOROVA Maria												
17	MARENNIKOVA Ekaterina	2/4	50		0/1			1/2	1/1				
19	DMITRIEVA Elena	2/2	100		1/1			1/1			1		
24	BLIZNOVA Irina	3/8	38			1/3	0/1	0/1	2/3				
	Bench/Team												
Totals		30/54	56	4/5	1/2	9/20	1/3	6/11	9/13	2	4	0	0

Goalkeepers		Saves							
No.	Name	S/S	%	6m	Wing	9m	7m	FB	BT
1	SUSLINA Inna	8/18	44	0/2	4/6	3/5	1/1	0/4	
16	SIDOROVA Maria	7/26	27	0/6	1/3	4/8	1/1	1/7	0/1
Totals		15/44	34	0/8	5/9	7/13	2/2	1/11	0/1

#### GER - Germany

Players		Shots								Penalties			
No.	Name	G/S	%	6m	Wing	9m	7m	FB	BT	YC	2Min	RC	EX
1	ENGLERT Sabine												
2	HARDTER Nadine	1/2	50		0/1			1/1					
4	JURACK Grit	7/17	41	1/1		3/11	0/1	3/4		1	1		
7	WORZ Nina Christin	8/13	62	4/6		1/2		3/4	0/1		1		
8	MULLER Anne	1/1	100					1/1		1	1		
9	STEINBACH Laura	0/1	0			0/1							
10	LOERPER Anna	1/3	33		1/2		0/1						
11	HERING Mandy	1/1	100		1/1								
13	KRAUSE Nadine	6/13	46	2/2	0/2	1/5	0/1	2/2	1/1				
15	NEUKAMP Sabrina	0/1	0		0/1								
16	WOLTERING Clara												
18	BAUMBACH Maren	1/1	100	1/1									
19	MELBECK Stefanie	2/3	67		2/2			0/1		1			
20	ALTHAUS Anja	1/1	100			1/1							
	Bench/Team												
Totals		29/57	51	8/10	4/9	6/20	0/3	10/13	1/2	3	3	0	0

Goalkeepers		Saves							
No.	Name	S/S	%	6m	Wing	9m	7m	FB	BT
1	ENGLERT Sabine								
16	WOLTERING Clara	14/44	32	1/5	1/2	6/15	1/2	2/8	3/12
Totals		14/44	32	1/5	1/2	6/15	1/2	2/8	3/12

1st Half	
	0 (1') 1 WORZ NC
	0 (2') 2 JURACK G
BLIZNOVA I	1 (3') 2
	1 (4') 3 WORZ NC
	1 (5') 4 JURACK G
	1 (6') 5 WORZ NC
SHIPILOVA N	2 (6') 5
ANDRYUSHINA E	3 (9') 5
	3 (9') 6 KRAUSE N
SHIPILOVA N	4 (10') 6
	4 (11') 7 WORZ NC
SHIPILOVA N	5 (13') 7
	5 (13') 8 JURACK G
BLIZNOVA I	6 (14') 8
	6 (15') 9 KRAUSE N
	6 (17') 10 MELBECK S
ANDRYUSHINA E	7 (17') 10
	7 (18') 11 JURACK G
POSTNOVA L	8 (19') 11
POSTNOVA L	9 (20') 11
POSTNOVA L	10 (21') 11
	10 (21') 12 ALTHAUS A
POSTNOVA L	11 (22') 12
USKOVA Y	12 (23') 12
	12 (24') 13 HARDTER N
SHIPILOVA N	13 (26') 13
POSTNOVA L	14 (27') 13
	14 (27') 14 WORZ NC
DMITRIEVA E	15 (28') 14
POSTNOVA L	16 (29') 14

2nd Half	
	16 (32') 15 WORZ NC
	16 (32') 16 KRAUSE N
POSTNOVA L	17 (32') 16
POSTNOVA L	18 (35') 16
	18 (36') 17 JURACK G
ANDRYUSHINA E	19 (36') 17
BLIZNOVA I	20 (37') 17
	20 (38') 18 KRAUSE N
MARENNIKOVA E	21 (39') 18
	21 (39') 19 MULLER A
MARENNIKOVA E	22 (39') 19
	22 (40') 20 HERING M
	22 (41') 21 MELBECK S
	22 (41') 22 JURACK G
POLTORATSKAYA I	23 (41') 22
	23 (43') 23 JURACK G
ROMENSKAYA O	24 (45') 23
	24 (45') 24 WORZ NC
POLTORATSKAYA I	25 (47') 24
POLENOVA E	26 (49') 24
DMITRIEVA E	27 (50') 24
	27 (51') 25 LOERPER A
	27 (51') 26 WORZ NC
ANDRYUSHINA E	28 (52') 26
	28 (57') 27 KRAUSE N
SHIPILOVA N	29 (58') 27
	29 (59') 28 BAUMBACH M
	29 (60') 29 KRAUSE N
SHIPILOVA N	30 (60') 29

Legend:									
%	Efficiency	2Min	2 Minute Suspensions	6m	6-metre Shots	7m	7-metre Shots	9m	9-metre Shots
BT	Breakthroughs	EX	Exclusions	FB	Fast Breaks	G/S	Goals/Shots	RC	Red Cards
S/S	Saves/Shots	Wing	Wing Shots	YC	Yellow Cards				



## MATCH TEAM STATISTICS

参赛队技术统计 / STATISTIQUES DU MATCH PAR ÉQUIPE

### RUS 30 - 29 GER

(16 - 14) (14 - 15)

Referees: (5) GJEDING M / (6) HANSEN M (DEN)

#### RUS - Russian Fed.

No.	Name	Shots								Offence		Defence		Penalties				TP
		G/S	%	6m	Wing	9m	7m	FB	BT	AS	TF	ST	BS	YC	2Min	RC	EX	
1	SUSLINA Inna																	22:52
3	POLTORATSKAYA Irina	2/3	67			1/2			1/1	1	1				1			18:36
4	ROMENSKAYA Oxana	1/2	50	1/1				0/1			2	1	3		1			36:02
5	POSTNOVA Liudmila	8/15	53			5/11		1/2	2/2	4	4	2	1					38:00
6	KAREEVA Anna																	
8	ANDRYUSHINA Ekaterina	4/7	57			2/3			2/4	2	3		1					32:14
9	USKOVA Yana	1/1	100						1/1		1			1	1			39:35
10	POLENOVA Elena	1/3	33			0/1	1/2				1							22:34
11	TUREY Emiliya	0/1	0	0/1														22:48
15	SHIPILOVA Natalia	6/8	75	3/3				3/4	0/1		2	1	1	1				40:58
16	SIDOROVA Maria										1							37:08
17	MARENNIKOVA Ekaterina	2/4	50		0/1			1/2	1/1		3	2						24:56
19	DMITRIEVA Elena	2/2	100		1/1			1/1		1	1				1			37:14
24	BLIZNOVA Irina	3/8	38			1/3	0/1	0/1	2/3	2	4	1						47:03
	Bench/Team																	
	<b>Totals</b>	30/54	56	4/5	1/2	9/20	1/3	6/11	9/13	10	23	7	6	2	4	0	0	

No.	Name	Total Shots		6m Shots		Wing Shots		9m Shots		7m Shots		Fast Breaks		Breakthroughs	
		S/S	%	S/S	%	S/S	%	S/S	%	S/S	%	S/S	%	S/S	%
1	SUSLINA Inna	8/18	44	0/2	0	4/6	67	3/5	60	1/1	100	0/4	0		
16	SIDOROVA Maria	7/26	27	0/6	0	1/3	33	4/8	50	1/1	100	1/7	14	0/1	0
	<b>Totals</b>	15/44	34	0/8	0	5/9	56	7/13	54	2/2	100	1/11	9	0/1	0

Team Shots	Goals	Saves	Missed	Post	Blocked	Total	%
6m Shots	4	1	0	0	0	5	80
Wing Shots	1	1	0	0	0	2	50
9m Shots	9	6	0	1	4	20	45
7m Shots	1	1	0	1	n/a	3	33
Fast Breaks	6	2	2	1	0	11	55
Breakthroughs	9	3	0	1	0	13	69
<b>Totals</b>	30	14	2	4	4	54	56

Number of Attacks: 72, Scoring Efficiency: 42%



### MATCH TEAM STATISTICS

参赛队技术统计 / STATISTIQUES DU MATCH PAR ÉQUIPE

**RUS 30 - 29 GER**

(16 - 14) (14 - 15)

Referees: (5) GJEDING M / (6) HANSEN M (DEN)

### RUS - Russian Fed.

### Shots Distribution

Players Goals / Shots

3 POLTORATSKAYA I	4 ROMENSKAYA O	5 POSTNOVA L	6 KAREEVA A	8 ANDRYUSHINA E	9 USKOVA Y	10 POLENOVA E
2/2	1/1	0/1		1/1		1/1
		3/4				
0/1		1/1		3/4		
		1-Missed 1-Post 2-Blocked		1-Post		1-Post 1-Blocked

11 TUREY E	15 SHIPILOVA N	17 MARENNIKOVA E	19 DMITRIEVA E	24 BLIZNOVA I
	2/2			0/1
	1/1		1/1	1/1
0/1	1/1 0/1 2/2	1/1 1/1		2/4
	1-Post	1-Missed		1-Blocked

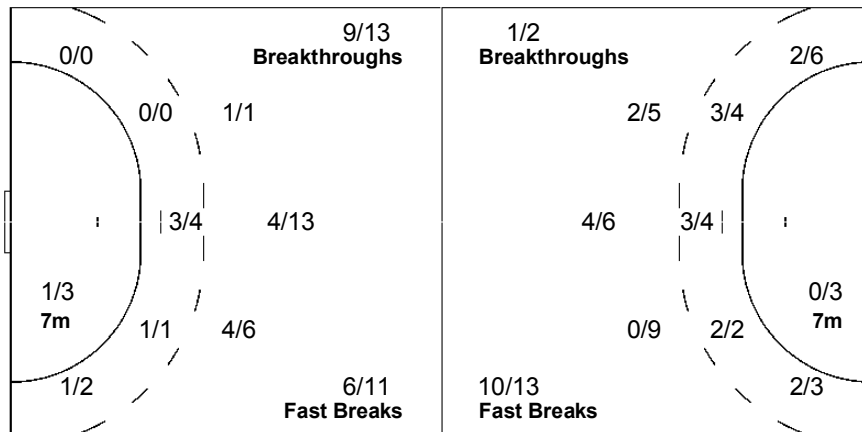
### Team

Goals / Shots

5/5	2/4	
5/6		2/6
7/9	1/2	8/12

2-Missed 4-Post 4-Blocked

### Offence



### Defence

### Goalkeepers

Saves / Shots

1/4	2/3	3/3
2/6		3/9
3/8	1/6	0/5

### 1 SUSLINA I

1/2	1/1	2/2
1/1		1/4
1/4	1/4	

### 16 SIDOROVA M

0/2	1/2	1/1
1/5		2/5
2/4	0/2	0/5



## MATCH TEAM STATISTICS

参赛队技术统计 / STATISTIQUES DU MATCH PAR ÉQUIPE

### RUS 30 - 29 GER

(16 - 14) (14 - 15)

Referees: (5) GJEDING M / (6) HANSEN M (DEN)

#### GER - Germany

No.	Name	Shots								Offence		Defence		Penalties			TP	
		G/S	%	6m	Wing	9m	7m	FB	BT	AS	TF	ST	BS	YC	2Min	RC		EX
1	ENGLERT Sabine																	
2	HARDTER Nadine	1/2	50		0/1			1/1			1							30:00
4	JURACK Grit	7/17	41	1/1		3/11	0/1	3/4		8	7	4	1	1	1			55:46
7	WORZ Nina Christin	8/13	62	4/6		1/2		3/4	0/1	2	4	1			1			52:01
8	MULLER Anne	1/1	100					1/1		2	1	2		1	1			34:45
9	STEINBACH Laura	0/1	0			0/1												6:56
10	LOERPER Anna	1/3	33		1/2		0/1				1	1						18:46
11	HERING Mandy	1/1	100		1/1													16:17
13	KRAUSE Nadine	6/13	46	2/2	0/2	1/5	0/1	2/2	1/1	3	3							53:04
15	NEUKAMP Sabrina	0/1	0		0/1						2		1					17:57
16	WOLTERING Clara																	60:00
18	BAUMBACH Maren	1/1	100	1/1						1	1							7:59
19	MELBECK Stefanie	2/3	67		2/2			0/1		1	1	1	1	1				40:50
20	ALTHAUS Anja	1/1	100			1/1					2		1					25:39
	Bench/Team																	
	<b>Totals</b>	29/57	51	8/10	4/9	6/20	0/3	10/13	1/2	17	23	9	4	3	3	0	0	

No.	Name	Total Shots		6m Shots		Wing Shots		9m Shots		7m Shots		Fast Breaks		Breakthroughs	
		S/S	%	S/S	%	S/S	%	S/S	%	S/S	%	S/S	%	S/S	%
1	ENGLERT Sabine														
16	WOLTERING Clara	14/44	32	1/5	20	1/2	50	6/15	40	1/2	50	2/8	25	3/12	25
	<b>Totals</b>	14/44	32	1/5	20	1/2	50	6/15	40	1/2	50	2/8	25	3/12	25

Team Shots	Goals	Saves	Missed	Post	Blocked	Total	%
6m Shots	8	0	0	2	0	10	80
Wing Shots	4	5	0	0	0	9	44
9m Shots	6	7	1	1	5	20	30
7m Shots	0	2	0	1	n/a	3	0
Fast Breaks	10	1	1	0	1	13	77
Breakthroughs	1	0	0	1	0	2	50
<b>Totals</b>	29	15	2	5	6	57	51

Number of Attacks: 72, Scoring Efficiency: 40%



**OSC GYMNASIUM**  
 奥体中心体育馆  
 GYMNASE DU CSO

SUN 星期日 DIM  
 17 AUG 2008  
 19:00

**HANDBALL**  
 手球 / HANDBALL

**WOMEN**  
 女子项目 / FEMMES

**PRELIMINARY GROUP B - MATCH 29**  
 预赛B组 - 第29场 / PRÉLIMINAIRE GROUPE B - MATCH 29



**MATCH TEAM STATISTICS**

参赛队技术统计 / STATISTIQUES DU MATCH PAR ÉQUIPE

**RUS 30 - 29 GER**  
 (16 - 14) (14 - 15)

Referees: (5) GJEDING M / (6) HANSEN M (DEN)

**GER - Germany**

**Shots Distribution**

Players			Goals / Shots			Players			Goals / Shots		
2 HARDTER N	4 JURACK G	7 WORZ NC	8 MULLER A	9 STEINBACH L	10 LOERPER A	11 HERING M	13 KRAUSE N	15 NEUKAMP S	18 BAUMBACH M	19 MELBECK S	20 ALTHAUS A
0/1	1/1 1/1 0/2	1/1 2/2	1/1		0/1 0/1		0/1 2/4	0/1	1/1	0/1	1/1
1/1	1/2 1/1 2/2	2/2 2/2			1/1	1/1	1/3 2/3			1/1	
	1-Missed 1-Post 4-Blocked	1-Missed 3-Post 1-Blocked					1-Post				

Team	Offence	Defence	Goalkeepers
Goals / Shots			Saves / Shots
3/4 1/3 0/3	2/3 Breakthroughs 1/2	9/13 Breakthroughs 1/2	0/5 2/4
4/6 6/9	2/2 0/9	4/6 1/1	1/6 4/6
5/8 5/6 5/5	3/4 4/6	4/13 3/4	2/9 1/2 4/12
2-Missed 5-Post 6-Blocked	0/3 7m 3/4 2/5	1/1 0/0	1 ENGLERT S
	2/6 10/13 Fast Breaks	6/11 Fast Breaks	
			16 WOLTERING C
			0/5 2/4
			1/6 4/6
			2/9 1/2 4/12

Legend:							
%	Efficiency	2Min	2 Minute Suspensions	6m	6-metre Shots	7m	7-metre Shots
AS	Assists	BS	Blocked Shots	BT	Breakthroughs	EX	Exclusions
G/S	Goals/Shots	n/a	not applicable	RC	Red Cards	S/S	Saves/Shots
TF	Technical Faults	TP	Time Played	Wing	Wing Shots	YC	Yellow Cards
						9m	9-metre Shots
						FB	Fast Breaks
						ST	Steals





## RESULTS

比赛成绩 / RÉSULTATS

### HUN 22 - 33 KOR (11 - 19) (11 - 14)

Referees: (9) BRETO V / (10) HUELIN J (ESP)

#### RUNNING SCORE

##### HUN - KOR

#### HUN - Hungary

No.	Name	Shots								Penalties			
		G/S	%	6m	Wing	9m	7m	FB	BT	YC	2Min	RC	EX
2	FERLING Bernadett	2/5	40			2/3		0/2		1			
6	VERTEN Orsolya	3/8	38	0/2	0/1			3/3	0/2		1		
10	PIGNICZKI Krisztina	3/5	60	2/2		0/1		0/1	1/1				
12	HERR Orsolya												
13	GORBICZ Anita	7/13	54	1/1		2/7	0/1	2/2	2/2		1		
16	PALINGER Katalin												
17	TOTH Timea	2/5	40	1/3		0/1	1/1				1		
18	SZAMORANSKY Pirooska									1			
22	BODI Bernadett												
23	SZUCS Gabriella	3/7	43	1/1		2/5		0/1		1	1		
26	BORBAS Rita	1/2	50	1/2									
31	HORNYAK Agnes												
83	KOVACSICZ Monika	1/2	50					0/1	1/1		1		
87	TOMORI Zsuzsanna	0/2	0			0/2							
Bench/Team										1			
Totals		22/49	45	6/11	0/1	6/19	1/2	5/10	4/6	4	5	0	0

Goalkeepers		Saves							
No.	Name	S/S	%	6m	Wing	9m	7m	FB	BT
12	HERR Orsolya	0/4	0		0/1	0/1			0/2
16	PALINGER Katalin	13/42	31	1/6	3/10	4/13	2/4	3/6	0/3
Totals		13/46	28	1/6	3/11	4/14	2/4	3/6	0/5

#### KOR - Korea

No.	Name	Shots								Penalties			
		G/S	%	6m	Wing	9m	7m	FB	BT	YC	2Min	RC	EX
1	OH Yongran												
3	KIM Ona	2/4	50	0/1		0/1	1/1		1/1				
4	HUH Soonyoung	4/5	80	3/3				1/2					
6	SONG Hairim	1/3	33			1/2	0/1						
7	KIM Namsun												
9	KIM Chayoun									1			
10	OH Seongok	6/7	86			4/5			2/2	1	1		
11	HONG Jeongho	4/8	50	1/1		1/2	1/3	0/1	1/1				
13	PARK Chunghee	3/7	43		3/7								
16	LEE Minhee												
17	AN Junghwa	5/7	71		4/4			1/3					
18	BAE Minhee	1/1	100		1/1								
19	CHOI Imjeong	2/5	40			1/4			1/1	1	1		
20	MOON Pilhee	5/7	71	1/1		3/5		1/1			1		
Bench/Team													
Totals		33/54	61	5/6	8/12	10/19	2/5	3/7	5/5	3	3	0	0

Goalkeepers		Saves							
No.	Name	S/S	%	6m	Wing	9m	7m	FB	BT
1	OH Yongran	14/36	39	4/10		5/11	1/2	4/9	0/4
16	LEE Minhee								
Totals		14/36	39	4/10	0/0	5/11	1/2	4/9	0/4

1st Half	
0 (2') 1	OH S
0 (4') 2	HONG J
0 (5') 3	OH S
0 (6') 4	AN J
0 (8') 5	MOON P
0 (9') 6	AN J
1 (10') 6	KOVACSICZ M
1 (10') 7	HUH S
2 (13') 7	SZUCS G
2 (13') 8	PARK C
2 (14') 9	CHOI I
3 (15') 9	SZUCS G
3 (15') 10	OH S
4 (16') 10	GORBICZ A
4 (16') 11	PARK C
5 (17') 11	GORBICZ A
5 (17') 12	OH S
6 (18') 12	GORBICZ A
6 (18') 13	OH S
6 (20') 14	HUH S
6 (21') 15	HUH S
6 (23') 16	MOON P
7 (24') 16	VERTEN O
7 (24') 17	AN J
8 (26') 17	GORBICZ A
9 (27') 17	VERTEN O
10 (29') 17	TOTH T
10 (29') 18	AN J
10 (30') 19	MOON P
11 (30') 19	TOTH T

2nd Half	
11 (31') 20	CHOI I
12 (32') 20	GORBICZ A
13 (32') 20	VERTEN O
13 (34') 21	OH S
14 (35') 21	SZUCS G
14 (36') 22	HUH S
15 (36') 22	PIGNICZKI K
15 (39') 23	KIM O
15 (40') 24	PARK C
16 (41') 24	PIGNICZKI K
16 (43') 25	HONG J
16 (44') 26	KIM O
16 (46') 27	AN J
17 (46') 27	PIGNICZKI K
17 (47') 28	MOON P
18 (47') 28	GORBICZ A
18 (48') 29	MOON P
19 (51') 29	GORBICZ A
20 (51') 29	BORBAS R
20 (52') 30	HONG J
21 (54') 30	FERLING B
21 (55') 31	HONG J
22 (56') 31	FERLING B
22 (57') 32	SONG H
22 (58') 33	BAE M

Legend:									
%	Efficiency	2Min	2 Minute Suspensions	6m	6-metre Shots	7m	7-metre Shots	9m	9-metre Shots
BT	Breakthroughs	EX	Exclusions	FB	Fast Breaks	G/S	Goals/Shots	RC	Red Cards
S/S	Saves/Shots	Wing	Wing Shots	YC	Yellow Cards				



## MATCH TEAM STATISTICS

参赛队技术统计 / STATISTIQUES DU MATCH PAR ÉQUIPE

### HUN 22 - 33 KOR

(11 - 19) (11 - 14)

Referees: (9) BRETO V / (10) HUELIN J (ESP)

#### HUN - Hungary

No.	Name	Shots								Offence		Defence		Penalties			TP	
		G/S	%	6m	Wing	9m	7m	FB	BT	AS	TF	ST	BS	YC	2Min	RC		EX
2	FERLING Bernadett	2/5	40			2/3		0/2				1						27:16
6	VERTEN Orsolya	3/8	38	0/2	0/1			3/3	0/2	1	2	1			1			55:21
10	PIGNICZKI Krisztina	3/5	60	2/2		0/1		0/1	1/1	1	3	1	1					39:33
12	HERR Orsolya																	4:18
13	GORBICZ Anita	7/13	54	1/1		2/7	0/1	2/2	2/2	2	1	1			1			53:00
16	PALINGER Katalin									1								55:42
17	TOTH Timea	2/5	40	1/3		0/1	1/1				4				1			14:54
18	SZAMORANSKY Piroska									1	2	1		1				24:34
22	BODI Bernadett											1						32:26
23	SZUCS Gabriella	3/7	43	1/1		2/5		0/1		2	1	1	2	1	1			44:33
26	BORBAS Rita	1/2	50	1/2							1							11:33
31	HORNYAK Agnes										1							7:25
83	KOVACSICZ Monika	1/2	50					0/1	1/1	1	1	1			1			29:31
87	TOMORI Zsuzsanna	0/2	0			0/2					2	1						19:54
	Bench/Team													1				
<b>Totals</b>		22/49	45	6/11	0/1	6/19	1/2	5/10	4/6	9	19	8	3	4	5	0	0	

No.	Name	Total Shots		6m Shots		Wing Shots		9m Shots		7m Shots		Fast Breaks		Breakthroughs		
		S/S	%	S/S	%	S/S	%	S/S	%	S/S	%	S/S	%	S/S	%	
12	HERR Orsolya	0/4	0			0/1	0	0/1	0						0/2	0
16	PALINGER Katalin	13/42	31	1/6	17	3/10	30	4/13	31	2/4	50	3/6	50	0/3	0	
<b>Totals</b>		13/46	28	1/6	17	3/11	27	4/14	29	2/4	50	3/6	50	0/5	0	

Team Shots	Goals	Saves	Missed	Post	Blocked	Total	%
6m Shots	6	4	0	1	0	11	55
Wing Shots	0	0	0	1	0	1	0
9m Shots	6	5	3	2	3	19	32
7m Shots	1	1	0	0	n/a	2	50
Fast Breaks	5	4	1	0	0	10	50
Breakthroughs	4	0	1	1	0	6	67
<b>Totals</b>	22	14	5	5	3	49	45

Number of Attacks: 65, Scoring Efficiency: 34%



**OSC GYMNASIUM**  
 奥体中心体育馆  
 GYMNASE DU CSO

SUN 星期日 DIM  
 17 AUG 2008  
 20:45

**HANDBALL**  
 手球 / HANDBALL

**WOMEN**  
 女子项目 / FEMMES

**PRELIMINARY GROUP B - MATCH 30**  
 预赛B组 - 第30场 / PRÉLIMINAIRE GROUPE B - MATCH 30



**MATCH TEAM STATISTICS**

参赛队技术统计 / STATISTIQUES DU MATCH PAR ÉQUIPE

**HUN 22 - 33 KOR**  
 (11 - 19) (11 - 14)

Referees: (9) BRETO V / (10) HUELIN J (ESP)

**HUN - Hungary**

**Shots Distribution**

Players			Goals / Shots																	
<b>2 FERLING B</b>			<b>6 VERTEN O</b>			<b>10 PIGNICZKI K</b>			<b>13 GORBICZ A</b>			<b>17 TOTH T</b>			<b>18 SZAMORANSKY P</b>			<b>22 BODI B</b>		
1/1		0/1			1/2			1/1	1/1	1/1	3/3		0/1							
						0/1		0/1	1/2					1/2						
		1/1	1/1		1/1	1/1	1/1			1/2				1/1						
2-Missed			1-Missed 3-Post						1-Missed 1-Post 2-Blocked 1-Missed											
<b>23 SZUCS G</b>			<b>26 BORBAS R</b>			<b>31 HORNYAK A</b>			<b>83 KOVACSICZ M</b>			<b>87 TOMORI Z</b>								
1/1			1/1									0/1								
0/1									0/1		1/1									
1/3		1/1		0/1																
1-Blocked												1-Post								

Team	Offence	Defence	Goalkeepers																																				
Goals / Shots			Saves / Shots																																				
<table border="1"> <tr><td>4/5</td><td>1/2</td><td>5/7</td></tr> <tr><td>1/5</td><td></td><td>2/4</td></tr> <tr><td>3/5</td><td>2/4</td><td>4/4</td></tr> </table> <p>5-Missed 5-Post 3-Blocked</p>	4/5	1/2	5/7	1/5		2/4	3/5	2/4	4/4			<table border="1"> <tr><td>1/6</td><td>1/4</td><td>1/6</td></tr> <tr><td>2/5</td><td></td><td>2/4</td></tr> <tr><td>2/10</td><td>3/6</td><td>1/5</td></tr> </table> <p><b>12 HERR O</b></p> <table border="1"> <tr><td></td><td></td><td>0/1</td></tr> <tr><td>0/1</td><td></td><td></td></tr> <tr><td>0/2</td><td></td><td></td></tr> </table> <p><b>16 PALINGER K</b></p> <table border="1"> <tr><td>1/6</td><td>1/4</td><td>1/5</td></tr> <tr><td>2/4</td><td></td><td>2/4</td></tr> <tr><td>2/8</td><td>3/6</td><td>1/5</td></tr> </table>	1/6	1/4	1/6	2/5		2/4	2/10	3/6	1/5			0/1	0/1			0/2			1/6	1/4	1/5	2/4		2/4	2/8	3/6	1/5
4/5	1/2	5/7																																					
1/5		2/4																																					
3/5	2/4	4/4																																					
1/6	1/4	1/6																																					
2/5		2/4																																					
2/10	3/6	1/5																																					
		0/1																																					
0/1																																							
0/2																																							
1/6	1/4	1/5																																					
2/4		2/4																																					
2/8	3/6	1/5																																					



## MATCH TEAM STATISTICS

参赛队技术统计 / STATISTIQUES DU MATCH PAR ÉQUIPE

### HUN 22 - 33 KOR

(11 - 19) (11 - 14)

Referees: (9) BRETO V / (10) HUELIN J (ESP)

#### KOR - Korea

No.	Name	Shots								Offence		Defence		Penalties				TP
		G/S	%	6m	Wing	9m	7m	FB	BT	AS	TF	ST	BS	YC	2Min	RC	EX	
1	OH Yongran																	60:00
3	KIM Ona	2/4	50	0/1		0/1	1/1		1/1	2								18:09
4	HUH Soonyoung	4/5	80	3/3				1/2				1						47:04
6	SONG Hairim	1/3	33			1/2	0/1											3:59
7	KIM Namsun																	11:07
9	KIM Chayoun										1		1	1				29:04
10	OH Seongok	6/7	86			4/5			2/2	7	4	2		1	1			40:32
11	HONG Jeongho	4/8	50	1/1		1/2	1/3	0/1	1/1	2			1					22:31
13	PARK Chunghee	3/7	43		3/7					1	1							53:58
16	LEE Minhee																	
17	AN Junghwa	5/7	71		4/4			1/3		1								49:43
18	BAE Minhee	1/1	100		1/1													6:02
19	CHOI Imjeong	2/5	40			1/4			1/1	2	4			1	1			29:01
20	MOON Pilhee	5/7	71	1/1		3/5		1/1		3	3				1			48:50
	Bench/Team																	
	<b>Totals</b>	33/54	61	5/6	8/12	10/19	2/5	3/7	5/5	18	13	2	3	3	3	0	0	

No.	Name	Total Shots		6m Shots		Wing Shots		9m Shots		7m Shots		Fast Breaks		Breakthroughs	
		S/S	%	S/S	%	S/S	%	S/S	%	S/S	%	S/S	%	S/S	%
1	OH Yongran	14/36	39	4/10	40			5/11	45	1/2	50	4/9	44	0/4	0
16	LEE Minhee														
	<b>Totals</b>	14/36	39	4/10	40	0/0	0	5/11	45	1/2	50	4/9	44	0/4	0

Team Shots	Goals	Saves	Missed	Post	Blocked	Total	%
6m Shots	5	1	0	0	0	6	83
Wing Shots	8	3	0	1	0	12	67
9m Shots	10	4	1	1	3	19	53
7m Shots	2	2	0	1	n/a	5	40
Fast Breaks	3	3	0	1	0	7	43
Breakthroughs	5	0	0	0	0	5	100
<b>Totals</b>	33	13	1	4	3	54	61

Number of Attacks: 64, Scoring Efficiency: 52%



**OSC GYMNASIUM**  
 奥体中心体育馆  
 GYMNASE DU CSO

SUN 星期日 DIM  
 17 AUG 2008  
 20:45

**HANDBALL**  
 手球 / HANDBALL

**WOMEN**  
 女子项目 / FEMMES

**PRELIMINARY GROUP B - MATCH 30**  
 预赛B组 - 第30场 / PRÉLIMINAIRE GROUPE B - MATCH 30



**MATCH TEAM STATISTICS**

参赛队技术统计 / STATISTIQUES DU MATCH PAR ÉQUIPE

**HUN 22 - 33 KOR**  
 (11 - 19) (11 - 14)

Referees: (9) BRETO V / (10) HUELIN J (ESP)

**KOR - Korea**

**Shots Distribution**

Players			Goals / Shots			
3 KIM O	4 HUH S	6 SONG H	7 KIM N	9 KIM C	10 OH S	11 HONG J
1/1	2/2	1/1			1/1	1/1
					1/1	1/2
1/1	0/1				2/2	1/2
1-Blocked		1-Missed			1-Post	1-Post
13 PARK C	17 AN J	18 BAE M	19 CHOI I	20 MOON P		
1/1	1/1	1/1	0/1	0/1		
1/2	0/1		1/1			1/1
1/1	1/1			2/2	1/2	1/1
1-Post	1-Post		2-Blocked			

Team	Offence	Defence	Goalkeepers
Goals / Shots			Saves / Shots
5/6	4/8	4/6	1/5
3/4	5/5 Breakthroughs	4/6 Breakthroughs	1/2
5/6	1/1	0/1	2/7
3/5	4/5	1/7	4/5
2/4	3/3	0/2	2/4
8/10	4/11	5/9	2/5
3/6	2/3	6/7	2/4
4/5	3/7 Fast Breaks	0/3	0/4
1-Missed	2/5 7m	0/2	
4-Post	4/4	0/2	1 OH Y
3-Blocked		1/2 7m	1/5
		0/0	4/5
			2/5
			2/4
			0/4
			16 LEE M

Legend:							
%	Efficiency	2Min	2 Minute Suspensions	6m	6-metre Shots	7m	7-metre Shots
AS	Assists	BS	Blocked Shots	BT	Breakthroughs	EX	Exclusions
G/S	Goals/Shots	n/a	not applicable	RC	Red Cards	S/S	Saves/Shots
TF	Technical Faults	TP	Time Played	Wing	Wing Shots	YC	Yellow Cards
						9m	9-metre Shots
						FB	Fast Breaks
						ST	Steals





## RESULTS

比赛成绩 / RÉSULTATS

### NOR 31 - 24 SWE (16 - 10) (15 - 14)

Referees: (19) BAUM M / (20) GORALCZYK M (POL)

#### RUNNING SCORE NOR - SWE

#### NOR - Norway

Players		Shots								Penalties			
No.	Name	G/S	%	6m	Wing	9m	7m	FB	BT	YC	2Min	RC	EX
1	GRIMSBOE Kari Aalvik												
4	AAMODT Ragnhild	3/3	100		2/2			1/1					
5	SNORROEGGEN Goeril	0/1	0			0/1				1			
6	LYBEKK Else Marthe Soerlie	6/7	86	6/6				0/1		1	1		
7	NOESTVOLD Tonje	3/6	50	1/1		2/5							
8	BREIVANG Karoline Dyhre	0/1	0			0/1					1		
9	LUNDE Kristine	4/5	80			2/3			2/2		2		
10	HAMMERSENG Gro	0/3	0			0/2	0/1						
11	JOHANSEN Kari Mette	5/8	63	1/1	1/2	0/1		2/3	1/1				
13	FRAFJORD Marit Malm	3/4	75	3/3		0/1							
14	LARSEN Tonje	6/9	67	0/1		3/5		2/2	1/1	1			
16	HARALDSEN Katrine Lunde												
18	RIEGELHUTH Linn-Kristin	1/2	50		0/1		1/1						
	Bench/Team												
Totals		31/49	63	11/12	3/5	7/19	1/2	5/7	4/4	3	4	0	0

Goalkeepers		Saves							
No.	Name	S/S	%	6m	Wing	9m	7m	FB	BT
1	GRIMSBOE Kari Aalvik	0/1	0				0/1		
16	HARALDSEN Katrine Lunde	16/39	41	0/4	2/9	10/18	1/2	1/1	2/5
Totals		16/40	40	0/4	2/9	10/18	1/3	1/1	2/5

#### SWE - Sweden

Players		Shots								Penalties			
No.	Name	G/S	%	6m	Wing	9m	7m	FB	BT	YC	2Min	RC	EX
3	FLOGNMAN Tina	0/1	0	0/1									
4	BOSON Matilda	4/5	80		3/4	1/1							
5	HOLMGREN Sara	1/1	100	1/1						1			
7	WIEL FREDEN Annika	4/4	100		4/4								
9	TOVEBY Frida	1/1	100	1/1									
10	UTKOVIC Teresa	0/1	0		0/1								
11	ENSTROM Jessica	4/6	67			1/3			3/3				
12	BENGTSSON Therese												
14	ERIKSSON Sara										1		
15	AHLM Johanna	4/15	27	1/1		1/9	2/3	0/1	0/1	1			
16	GRUNDSTROM Madeleine												
17	TORSTENSON Linnea	6/15	40	1/1		5/13			0/1				
18	WIBERG Johanna									1	1		
20	GULLDEN Isabelle	0/2	0			0/1	0/1						
	Bench/Team									1			
Totals		24/51	47	4/5	7/9	8/27	2/4	0/1	3/5	4	2	0	0

Goalkeepers		Saves							
No.	Name	S/S	%	6m	Wing	9m	7m	FB	BT
12	BENGTSSON Therese	1/7	14	0/2	0/2	1/2			0/1
16	GRUNDSTROM Madeleine	11/36	31	1/10	2/3	6/12	1/2	1/6	0/3
Totals		12/43	28	1/12	2/5	7/14	1/2	1/6	0/4

1st Half	
LARSEN T	1 (2') 0
JOHANSEN KM	2 (2') 0
LYBEKK EMS	3 (3') 0
LARSEN T	4 (5') 0
4 (6') 1	TORSTENSON L
4 (10') 2	AHLM J
5 (10') 2	
6 (15') 2	
7 (16') 2	
7 (16') 3	TORSTENSON L
8 (17') 3	
8 (18') 4	ENSTROM J
9 (19') 4	
9 (20') 5	WIEL FREDEN A
10 (22') 5	
10 (22') 6	WIEL FREDEN A
11 (23') 6	
11 (24') 7	ENSTROM J
12 (24') 7	
12 (26') 8	BOSON M
13 (27') 8	
13 (27') 9	BOSON M
14 (28') 9	
15 (29') 9	
15 (30') 10	AHLM J
16 (30') 10	

2nd Half	
16 (32') 11	HOLMGREN S
17 (32') 11	
18 (33') 11	
18 (34') 12	AHLM J
19 (34') 12	
19 (35') 13	TORSTENSON L
20 (37') 13	
20 (37') 14	TORSTENSON L
20 (38') 15	TORSTENSON L
21 (39') 15	
21 (39') 16	ENSTROM J
22 (39') 16	
22 (40') 17	WIEL FREDEN A
22 (42') 18	AHLM J
23 (42') 18	
24 (46') 18	
25 (48') 18	
26 (50') 18	
26 (51') 19	ENSTROM J
26 (51') 20	WIEL FREDEN A
26 (53') 21	BOSON M
27 (53') 21	
28 (54') 21	
28 (56') 22	BOSON M
29 (56') 22	
29 (57') 23	TORSTENSON L
30 (59') 23	
30 (60') 24	TOVEBY F
31 (60') 24	

<b>Legend:</b>									
%	Efficiency	2Min	2 Minute Suspensions	6m	6-metre Shots	7m	7-metre Shots	9m	9-metre Shots
BT	Breakthroughs	EX	Exclusions	FB	Fast Breaks	G/S	Goals/Shots	RC	Red Cards
S/S	Saves/Shots	Wing	Wing Shots	YC	Yellow Cards				



## MATCH TEAM STATISTICS

参赛队技术统计 / STATISTIQUES DU MATCH PAR ÉQUIPE

### NOR 31 - 24 SWE

(16 - 10) (15 - 14)

Referees: (19) BAUM M / (20) GORALCZYK M (POL)

#### NOR - Norway

No.	Name	Shots								Offence		Defence		Penalties			TP	
		G/S	%	6m	Wing	9m	7m	FB	BT	AS	TF	ST	BS	YC	2Min	RC		EX
1	GRIMSBOE Kari Aalvik																	0:10
4	AAMODT Ragnhild	3/3	100		2/2			1/1			1							23:17
5	SNORROEGGEN Goeril	0/1	0			0/1				1	1			1				22:58
6	LYBEKK Else Marthe Soerlie	6/7	86	6/6				0/1			1		1	1	1			47:39
7	NOESTVOLD Tonje	3/6	50	1/1		2/5				3	1							23:16
8	BREIVANG Karoline Dyhre	0/1	0			0/1					1					1		32:37
9	LUNDE Kristine	4/5	80			2/3			2/2	5	1	2	1			2		33:21
10	HAMMERSENG Gro	0/3	0			0/2	0/1			5	2							39:35
11	JOHANSEN Kari Mette	5/8	63	1/1	1/2	0/1		2/3	1/1									40:36
13	FRAFJORD Marit Malm	3/4	75	3/3		0/1												12:21
14	LARSEN Tonje	6/9	67	0/1		3/5		2/2	1/1	2	1	1		1				46:15
16	HARALDSEN Katrine Lunde											1						59:27
18	RIEGELHUTH Linn-Kristin	1/2	50		0/1		1/1			1	1	2						38:28
	Bench/Team																	
<b>Totals</b>		31/49	63	11/12	3/5	7/19	1/2	5/7	4/4	17	10	6	2	3	4	0	0	

No.	Name	Total Shots		6m Shots		Wing Shots		9m Shots		7m Shots		Fast Breaks		Breakthroughs	
		S/S	%	S/S	%	S/S	%	S/S	%	S/S	%	S/S	%	S/S	%
1	GRIMSBOE Kari Aalvik	0/1	0							0/1	0				
16	HARALDSEN Katrine Lunde	16/39	41	0/4	0	2/9	22	10/18	56	1/2	50	1/1	100	2/5	40
<b>Totals</b>		16/40	40	0/4	0	2/9	22	10/18	56	1/3	33	1/1	100	2/5	40

Team Shots	Goals	Saves	Missed	Post	Blocked	Total	%
6m Shots	11	1	0	0	0	12	92
Wing Shots	3	2	0	0	0	5	60
9m Shots	7	7	2	1	2	19	37
7m Shots	1	1	0	0	n/a	2	50
Fast Breaks	5	1	0	1	0	7	71
Breakthroughs	4	0	0	0	0	4	100
<b>Totals</b>	31	12	2	2	2	49	63

Number of Attacks: 56, Scoring Efficiency: 55%



**OSC GYMNASIUM**  
 奥体中心体育馆  
 GYMNASE DU CSO

TUE 星期二 MAR  
 19 AUG 2008  
 12:00

**HANDBALL**  
 手球 / HANDBALL

**WOMEN**  
 女子项目 / FEMMES

**QUARTERFINAL - MATCH 31**  
 1/4决赛 - 第31场 / QUART DE FINALE - MATCH 31



**MATCH TEAM STATISTICS**  
 参赛队技术统计 / STATISTIQUES DU MATCH PAR ÉQUIPE

**NOR 31 - 24 SWE**  
 (16 - 10) (15 - 14)

Referees: (19) BAUM M / (20) GORALCZYK M (POL)

**NOR - Norway**

**Shots Distribution**

Players			Goals / Shots			
4 AAMODT R	5 SNORROEGGEN G	6 LYBEKK EMS	7 NOESTVOLD T	8 BREIVANG KD	9 LUNDE K	10 HAMMERSENG G
1/1			1/1		2/2 1/2 1/1	
		2/2	1/2			0/1
1/1 1/1		1/1 1/1 2/2	1/2			0/1
1-Missed		1-Post	1-Blocked	1-Blocked		1-Missed
11 JOHANSEN KM	13 FRAFJORD MM	14 LARSEN T	18 RIEGELHUTH L			
1/2 1/2 0/1		1/1				
1/1	1/1	2/2 0/1	0/1			
1/1 1/1	2/3	2/2 1/2	1/1			
		1-Post				

Team	Offence	Defence	Goalkeepers
Goals / Shots			Saves / Shots
4/5 3/5 2/3			1/4 0/3 2/5
4/4 0/1 3/6			4/7 1/1 3/6
6/7 3/3 6/9			0/2 3/5 2/7
2-Missed 2-Post 2-Blocked			1 GRIMSBOE KA
			0/1
			16 HARALDSEN KL
			1/4 0/3 2/5
			4/7 1/1 3/6
			0/2 3/5 2/6





## MATCH TEAM STATISTICS

参赛队技术统计 / STATISTIQUES DU MATCH PAR ÉQUIPE

### NOR 31 - 24 SWE

(16 - 10) (15 - 14)

Referees: (19) BAUM M / (20) GORALCZYK M (POL)

#### SWE - Sweden

No.	Name	Shots								Offence		Defence		Penalties				TP
		G/S	%	6m	Wing	9m	7m	FB	BT	AS	TF	ST	BS	YC	2Min	RC	EX	
3	FLOGNMAN Tina	0/1	0	0/1						1								10:18
4	BOSON Matilda	4/5	80		3/4	1/1					1							59:16
5	HOLMGREN Sara	1/1	100	1/1									1					29:23
7	WIEL FREDEN Annika	4/4	100		4/4						1							43:47
9	TOVEBY Frida	1/1	100	1/1							1							13:17
10	UTKOVIC Teresa	0/1	0		0/1						3							16:13
11	ENSTROM Jessica	4/6	67			1/3			3/3	3	1							30:56
12	BENGTSSON Therese																	11:05
14	ERIKSSON Sara														1			18:09
15	AHLM Johanna	4/15	27	1/1		1/9	2/3	0/1	0/1	3	1			1				50:29
16	GRUNDSTROM Madeleine																	48:55
17	TORSTENSON Linnea	6/15	40	1/1		5/13			0/1	3	2		2					53:07
18	WIBERG Johanna									1				1	1			27:49
20	GULLDEN Isabelle	0/2	0			0/1	0/1			1	1							7:16
	Bench/Team													1				
<b>Totals</b>		24/51	47	4/5	7/9	8/27	2/4	0/1	3/5	12	11	0	2	4	2	0	0	

No.	Name	Total Shots		6m Shots		Wing Shots		9m Shots		7m Shots		Fast Breaks		Breakthroughs		
		S/S	%	S/S	%	S/S	%	S/S	%	S/S	%	S/S	%	S/S	%	
12	BENGTSSON Therese	1/7	14	0/2	0	0/2	0	1/2	50						0/1	0
16	GRUNDSTROM Madeleine	11/36	31	1/10	10	2/3	67	6/12	50	1/2	50	1/6	17	0/3	0	0
<b>Totals</b>		12/43	28	1/12	8	2/5	40	7/14	50	1/2	50	1/6	17	0/4	0	0

Team Shots	Goals	Saves	Missed	Post	Blocked	Total	%
6m Shots	4	0	0	1	0	5	80
Wing Shots	7	2	0	0	0	9	78
9m Shots	8	10	3	4	2	27	30
7m Shots	2	1	1	0	n/a	4	50
Fast Breaks	0	1	0	0	0	1	0
Breakthroughs	3	2	0	0	0	5	60
<b>Totals</b>	24	16	4	5	2	51	47

Number of Attacks: 56, Scoring Efficiency: 43%



**OSC GYMNASIUM**  
 奥体中心体育馆  
 GYMNASE DU CSO

TUE 星期二 MAR  
 19 AUG 2008  
 12:00

**HANDBALL**  
 手球 / HANDBALL

**WOMEN**  
 女子项目 / FEMMES

**QUARTERFINAL - MATCH 31**  
 1/4决赛 - 第31场 / QUART DE FINALE - MATCH 31



**MATCH TEAM STATISTICS**  
 参赛队技术统计 / STATISTIQUES DU MATCH PAR ÉQUIPE

**NOR 31 - 24 SWE**  
 (16 - 10) (15 - 14)

Referees: (19) BAUM M / (20) GORALCZYK M (POL)

**SWE - Sweden**

**Shots Distribution**

Players			Goals / Shots			
3 FLOGNMAN T	4 BOSON M	5 HOLMGREN S	7 WIEL FREDEN A	9 TOVEBY F	10 UTKOVIC T	11 ENSTROM J
	2/2	1/1				1/1
		0/1	1/1	1/1		2/2
		1/1	1/1	1/1	0/1	
1-Post						1-Post
14 ERIKSSON S	15 AHL M J	17 TORSTENSON L	18 WIBERG J	20 GULLDEN I		
	1/1	2/3		0/1		
	0/3	0/1	1/3			
	1/1	0/1	1/2			
	1-Missed	2-Blocked 2-Missed 3-Post		1-Missed		

Team	Offence	Defence	Goalkeepers
Goals / Shots			Saves / Shots
3/4	3/5 Breakthroughs	4/4 Breakthroughs	1/5
3/7	0/0	3/7	2/5
2/2	1/4	0/0	1/3
4-Missed 5-Post 2-Blocked	2/3	3/9	0/4
	3/15	10/10	1/7
	2/4 7m	1/3	
	2/2	1/2	
	4/8	1/2 7m	
	0/1 Fast Breaks	2/3	
		5/7 Fast Breaks	
			12 BENG TSSON T
			1/2
			0/1
			0/2
			0/1
			0/1
			16 GRUNDSTROM M
			0/3
			2/4
			1/3
			0/4
			1/1
			3/6
			1/5
			0/2
			3/8

Legend:							
%	Efficiency	2Min	2 Minute Suspensions	6m	6-metre Shots	7m	7-metre Shots
AS	Assists	BS	Blocked Shots	BT	Breakthroughs	EX	Exclusions
G/S	Goals/Shots	n/a	not applicable	RC	Red Cards	S/S	Saves/Shots
TF	Technical Faults	TP	Time Played	Wing	Wing Shots	YC	Yellow Cards
						9m	9-metre Shots
						FB	Fast Breaks
						ST	Steals



RESULTS  
比赛成绩 / RÉSULTATS

HUN 34 - 30 ROU  
(16 - 14) (18 - 16)

CORRECTED

Referees: (29) LIUDOWYK A / (30) VAKULA V (UKR)

HUN - Hungary

Players		Shots							Penalties				
No.	Name	G/S	%	6m	Wing	9m	7m	FB	BT	YC	2Min	RC	EX
2	FERLING Bernadett	7/10	70			3/6			4/4				
6	VERTEN Orsolya	6/8	75	2/2	3/5			1/1		1	2		
10	PIGNICZKI Krisztina												
12	HERR Orsolya												
13	GORBICZ Anita	4/13	31		0/1	2/9	1/1		1/2				
16	PALINGER Katalin												
17	TOTH Timea	4/5	80			3/4			1/1				
18	SZAMORANSKY Piroska	3/5	60	2/4				1/1					
22	BODI Bernadett												
23	SZUCS Gabriella	2/2	100			2/2					2		
26	BORBAS Rita												
31	HORNYAK Agnes												
83	KOVACSICZ Monika	7/9	78	1/1	5/7			1/1		1			
87	TOMORI Zsuzsanna	1/4	25			0/2		1/2		1	3	1	
	Bench/Team												
	Totals	34/56	61	5/7	8/13	10/23	1/1	4/5	6/7	3	7	1	0

Goalkeepers		Saves							
No.	Name	S/S	%	6m	Wing	9m	7m	FB	BT
12	HERR Orsolya								
16	PALINGER Katalin	12/41	29	0/1	2/7	7/16	1/5	0/8	2/4
	Totals	12/42	29	0/1	2/8	7/16	1/5	0/8	2/4

ROU - Romania

Players		Shots							Penalties				
No.	Name	G/S	%	6m	Wing	9m	7m	FB	BT	YC	2Min	RC	EX
1	PISLARU Tereza												
2	MAIER Ramona	11/13	85		4/6		4/4	3/3					
4	BIRSAN Florina												
5	AMARIEI Carmen	3/8	38			2/6		1/1	0/1	1			
7	OLTEANU Adriana	3/3	100	1/1	1/1			1/1					
8	NEAGU Cristina Georgiana	6/8	75			5/6	0/1		1/1	1	1		
9	BRADEANU Aurelia	1/3	33			0/1		1/1	0/1				
10	STANCA Ionela	1/1	100					1/1					
15	ELISEI Neli	3/4	75		1/1	1/1		1/1	0/1		1		
16	DINU Luminita												
18	MEIROSU Laura	2/6	33			1/5			1/1				
19	BESE Valeria	0/1	0			0/1				1			
25	ANI SENOCICO Mihaela												
99	LECUSANU Narcisa	0/1	0			0/1							
	Bench/Team												
	Totals	30/48	63	1/1	6/8	9/21	4/5	8/8	2/5	3	2	0	0

Goalkeepers		Saves							
No.	Name	S/S	%	6m	Wing	9m	7m	FB	BT
1	PISLARU Tereza	6/20	30	0/1	2/4	3/7	0/1	0/2	1/5
16	DINU Luminita	6/26	23	2/6	1/7	2/8		1/3	0/2
	Totals	12/46	26	2/7	3/11	5/15	0/1	1/5	1/7

RUNNING SCORE

HUN - ROU

1st Half	
VERTEN O	1 (1') 0
GORBICZ A	2 (3') 0
	2 (4') 1 MAIER R
VERTEN O	3 (4') 1
	3 (5') 2 MAIER R
	3 (7') 3 ELISEI N
FERLING B	4 (8') 3
GORBICZ A	5 (8') 3
SZAMORANSKY P	6 (10') 3
	6 (11') 4 AMARIEI C
KOVACSICZ M	7 (11') 4
	7 (12') 5 MAIER R
	7 (13') 6 MEIROSU L
SZUCS G	8 (14') 6
KOVACSICZ M	9 (15') 6
	9 (16') 7 MAIER R
	9 (17') 8 MAIER R
	9 (18') 9 MAIER R
SZUCS G	10 (19') 9
FERLING B	11 (20') 9
	11 (20') 10 AMARIEI C
VERTEN O	12 (20') 10
	12 (21') 11 MAIER R
GORBICZ A	13 (21') 11
	13 (22') 12 MAIER R
TOTH T	14 (23') 12
	14 (25') 13 AMARIEI C
TOMORI Z	15 (27') 13
KOVACSICZ M	16 (29') 13
	16 (30') 14 NEAGU CG

2nd Half

	16 (31') 15 MAIER R
FERLING B	17 (32') 15
KOVACSICZ M	18 (33') 15
	18 (34') 16 MAIER R
SZAMORANSKY P	19 (36') 16
FERLING B	20 (37') 16
SZAMORANSKY P	21 (38') 16
VERTEN O	22 (39') 16
	22 (40') 17 ELISEI N
	22 (40') 18 STANCA I
VERTEN O	23 (41') 18
KOVACSICZ M	24 (42') 18
	24 (42') 19 NEAGU CG
	24 (43') 20 NEAGU CG
	24 (43') 21 BRADEANU A
TOTH T	25 (44') 21
FERLING B	26 (45') 21
	27 (46') 21
KOVACSICZ M	28 (48') 21
FERLING B	29 (49') 21
KOVACSICZ M	30 (50') 21
	30 (50') 22 OLTEANU A
	30 (51') 23 MAIER R
	30 (52') 24 NEAGU CG
VERTEN O	31 (52') 24
FERLING B	32 (53') 24
	32 (54') 25 OLTEANU A
	32 (55') 26 OLTEANU A
	32 (56') 27 MEIROSU L
	32 (59') 28 NEAGU CG
GORBICZ A	33 (59') 28
	33 (59') 29 NEAGU CG
	33 (60') 30 ELISEI N
TOTH T	34 (60') 30

hungary scorer-change # 17 -1, # 2 + 1 goal

Legend:									
%	Efficiency	2Min	2 Minute Suspensions	6m	6-metre Shots	7m	7-metre Shots	9m	9-metre Shots
BT	Breakthroughs	EX	Exclusions	FB	Fast Breaks	G/S	Goals/Shots	RC	Red Cards
S/S	Saves/Shots	Wing	Wing Shots	YC	Yellow Cards				



### MATCH TEAM STATISTICS

参赛队技术统计 / STATISTIQUES DU MATCH PAR ÉQUIPE

**CORRECTED**

## HUN 34 - 30 ROU

(16 - 14) (18 - 16)

Referees: (29) LIUDOWYK A / (30) VAKULA V (UKR)

### HUN - Hungary

No.	Name	Shots								Offence		Defence		Penalties			TP	
		G/S	%	6m	Wing	9m	7m	FB	BT	AS	TF	ST	BS	YC	2Min	RC		EX
2	FERLING Bernadett	7/10	70			3/6			4/4	4	2		1					51:37
6	VERTEN Orsolya	6/8	75	2/2	3/5			1/1			2			1	2			60:00
10	PIGNICZKI Krisztina																	
12	HERR Orsolya																	
13	GORBICZ Anita	4/13	31		0/1	2/9	1/1		1/2	7	3	1						60:00
16	PALINGER Katalin																	60:00
17	TOTH Timea	4/5	80			3/4			1/1	1	2		1					18:18
18	SZAMORANSKY Piroska	3/5	60	2/4				1/1		2	1							49:46
22	BODI Bernadett																	
23	SZUCS Gabriella	2/2	100			2/2									2			16:45
26	BORBAS Rita																	
31	HORNYAK Agnes																	4:57
83	KOVACSICZ Monika	7/9	78	1/1	5/7			1/1			2	1		1				57:22
87	TOMORI Zsuzsanna	1/4	25			0/2		1/2		2	1			1	3	1		41:15
	Bench/Team																	
<b>Totals</b>		34/56	61	5/7	8/13	10/23	1/1	4/5	6/7	16	13	2	2	3	7	1	0	

No.	Name	Total Shots		6m Shots		Wing Shots		9m Shots		7m Shots		Fast Breaks		Breakthroughs	
		S/S	%	S/S	%	S/S	%	S/S	%	S/S	%	S/S	%	S/S	%
12	HERR Orsolya														
16	PALINGER Katalin	12/41	29	0/1	0	2/7	29	7/16	44	1/5	20	0/8	0	2/4	50
<b>Totals</b>		12/42	29	0/1	0	2/8	25	7/16	44	1/5	20	0/8	0	2/4	50

Team Shots	Goals	Saves	Missed	Post	Blocked	Total	%
6m Shots	5	2	0	0	0	7	71
Wing Shots	8	3	0	2	0	13	62
9m Shots	10	5	1	4	3	23	43
7m Shots	1	0	0	0	n/a	1	100
Fast Breaks	4	1	0	0	0	5	80
Breakthroughs	6	1	0	0	0	7	86
<b>Totals</b>	34	12	1	6	3	56	61

Number of Attacks: 65, Scoring Efficiency: 52%



**MATCH TEAM STATISTICS**  
参赛队技术统计 / STATISTIQUES DU MATCH PAR ÉQUIPE

**CORRECTED**

**HUN 34 - 30 ROU**  
(16 - 14) (18 - 16)

Referees: (29) LIUDOWYK A / (30) VAKULA V (UKR)

**HUN - Hungary**

**Shots Distribution**

Players			Goals / Shots			
2 FERLING B	6 VERTEN O	10 PIGNICZKI K	13 GORBICZ A	17 TOTH T	18 SZAMORANSKY P	22 BODI B
2/2			1/1	1/1	2/2	
1/1			0/1	0/2	1/1	
1/1	1/1	2/2	1/1	1/3	0/1	0/1
3-Post	1-Post		1-Missed 1-Post 2-Blocked	1-Blocked		
23 SZUCS G	26 BORBAS R	31 HORNYAK A	83 KOVACSICZ M	87 TOMORI Z		
			2/2	1/2	1/1	
				1/1	0/1	0/1
			2/2		1/1	0/1
			1-Post			

Team	Offence	Defence	Goalkeepers																																				
Goals / Shots			Saves / Shots																																				
<table border="1"> <tr><td>8/8</td><td>1/2</td><td>2/2</td></tr> <tr><td>2/4</td><td></td><td>2/5</td></tr> <tr><td>7/8</td><td>4/5</td><td>8/12</td></tr> </table> <p>1-Missed 6-Post 3-Blocked</p>	8/8	1/2	2/2	2/4		2/5	7/8	4/5	8/12		<table border="1"> <tr><td>0/3</td><td>2/2</td><td>1/2</td></tr> <tr><td>2/6</td><td>1/1</td><td>2/6</td></tr> <tr><td>2/11</td><td>2/8</td><td>0/3</td></tr> </table>	0/3	2/2	1/2	2/6	1/1	2/6	2/11	2/8	0/3	<p>12 HERR O</p> <table border="1"> <tr><td></td><td></td><td></td></tr> <tr><td></td><td></td><td></td></tr> <tr><td></td><td></td><td></td></tr> </table> <p>16 PALINGER K</p> <table border="1"> <tr><td>0/3</td><td>2/2</td><td>1/2</td></tr> <tr><td>2/6</td><td>1/1</td><td>2/6</td></tr> <tr><td>2/10</td><td>2/8</td><td>0/3</td></tr> </table>										0/3	2/2	1/2	2/6	1/1	2/6	2/10	2/8	0/3
8/8	1/2	2/2																																					
2/4		2/5																																					
7/8	4/5	8/12																																					
0/3	2/2	1/2																																					
2/6	1/1	2/6																																					
2/11	2/8	0/3																																					
0/3	2/2	1/2																																					
2/6	1/1	2/6																																					
2/10	2/8	0/3																																					

## MATCH TEAM STATISTICS

参赛队技术统计 / STATISTIQUES DU MATCH PAR ÉQUIPE

**CORRECTED**

### HUN 34 - 30 ROU

(16 - 14) (18 - 16)

Referees: (29) LIUDOWYK A / (30) VAKULA V (UKR)

#### ROU - Romania

No.	Name	Shots								Offence		Defence		Penalties				TP
		G/S	%	6m	Wing	9m	7m	FB	BT	AS	TF	ST	BS	YC	2Min	RC	EX	
1	PISLARU Tereza																	28:40
2	MAIER Ramona	11/13	85		4/6		4/4	3/3		1	1							60:00
4	BIRSAN Florina																	
5	AMARIEI Carmen	3/8	38			2/6		1/1	0/1	3	4			1				30:18
7	OLTEANU Adriana	3/3	100	1/1	1/1			1/1			1							18:43
8	NEAGU Cristina Georgiana	6/8	75			5/6	0/1		1/1	3	1	1	2	1	1			46:14
9	BRADEANU Aurelia	1/3	33			0/1		1/1	0/1		1							15:54
10	STANCA Ionela	1/1	100					1/1		6	4							48:24
15	ELISEI Neli	3/4	75		1/1	1/1		1/1	0/1			1			1			51:28
16	DINU Luminita										1							31:20
18	MEIROSU Laura	2/6	33			1/5			1/1	2	3							28:58
19	BESE Valeria	0/1	0			0/1					2		1	1				38:43
25	ANI SENOCICO Mihaela																	7:44
99	LECUSANU Narcisa	0/1	0			0/1				1	1	1						13:34
	Bench/Team																	
<b>Totals</b>		30/48	63	1/1	6/8	9/21	4/5	8/8	2/5	16	19	3	3	3	2	0	0	

No.	Name	Total Shots		6m Shots		Wing Shots		9m Shots		7m Shots		Fast Breaks		Breakthroughs	
		S/S	%	S/S	%	S/S	%	S/S	%	S/S	%	S/S	%	S/S	%
1	PISLARU Tereza	6/20	30	0/1	0	2/4	50	3/7	43	0/1	0	0/2	0	1/5	20
16	DINU Luminita	6/26	23	2/6	33	1/7	14	2/8	25			1/3	33	0/2	0
<b>Totals</b>		12/46	26	2/7	29	3/11	27	5/15	33	0/1	0	1/5	20	1/7	14

Team Shots	Goals	Saves	Missed	Post	Blocked	Total	%
6m Shots	1	0	0	0	0	1	100
Wing Shots	6	2	0	0	0	8	75
9m Shots	9	7	1	2	2	21	43
7m Shots	4	1	0	0	n/a	5	80
Fast Breaks	8	0	0	0	0	8	100
Breakthroughs	2	2	0	1	0	5	40
<b>Totals</b>	30	12	1	3	2	48	63

Number of Attacks: 65, Scoring Efficiency: 46%



**CORRECTED**

**MATCH TEAM STATISTICS**  
 参赛队技术统计 / STATISTIQUES DU MATCH PAR ÉQUIPE

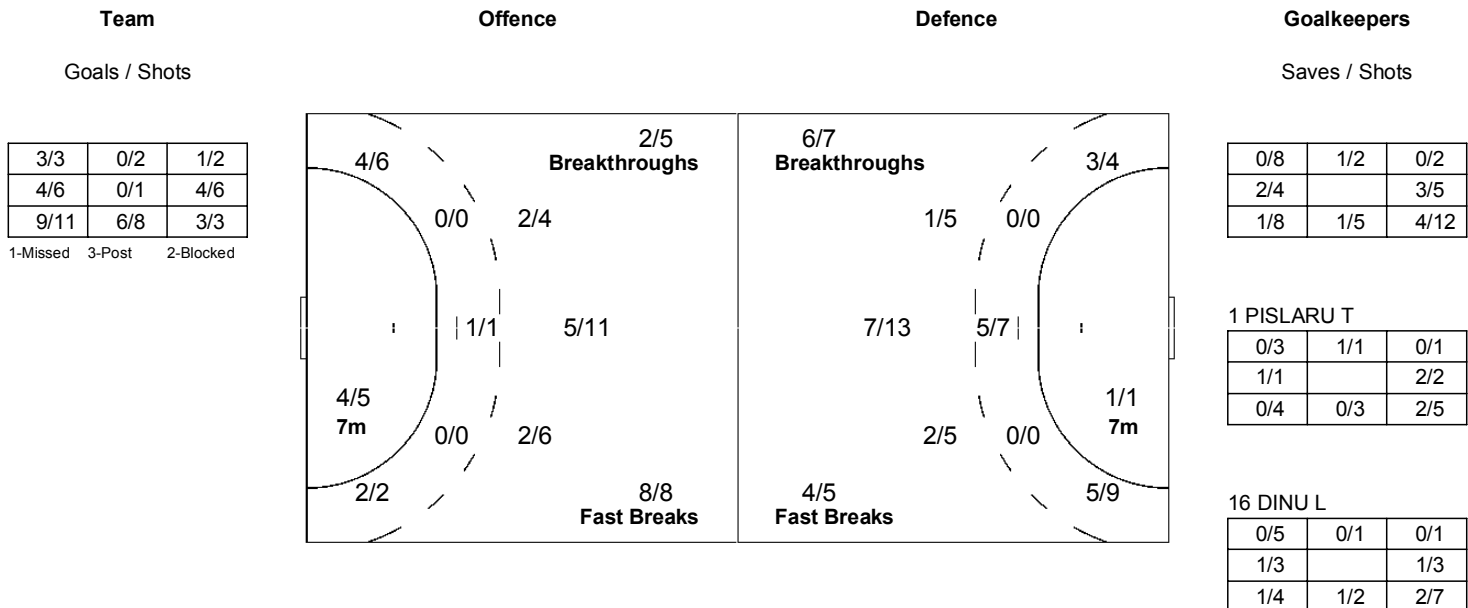
**HUN 34 - 30 ROU**  
 (16 - 14) (18 - 16)

Referees: (29) LIUDOWYK A / (30) VAKULA V (UKR)

**ROU - Romania**

**Shots Distribution**

Players			Goals / Shots			
<b>2 MAIER R</b>	<b>4 BIRSAN F</b>	<b>5 AMARIEI C</b>	<b>7 OLTEANU A</b>	<b>8 NEAGU CG</b>	<b>9 BRADEANU A</b>	<b>10 STANCA I</b>
1/1	0/2	1/1				1/1
1/1		2/2			0/1	
1/1	4/4	1/1	1/1	2/2	3/3	2/2
			1-Missed	2-Blocked		1-Post
<b>15 ELISEI N</b>	<b>18 MEIROSU L</b>	<b>19 BESE V</b>	<b>25 ANI SENOCICO M</b>	<b>99 LECUSANU N</b>		
		1/1				
2/2	1/2	0/1	1/2			
	0/1		0/1			
1-Post				1-Post		



hungary scorer-change # 17 -1, # 2 + 1 goal

Legend:		2Min		6m		7m		9m	
%	Efficiency	2 Min	2 Minute Suspensions	6m	6-metre Shots	7m	7-metre Shots	9m	9-metre Shots
AS	Assists	BS	Blocked Shots	BT	Breakthroughs	EX	Exclusions	FB	Fast Breaks
G/S	Goals/Shots	n/a	not applicable	RC	Red Cards	S/S	Saves/Shots	ST	Steals
TF	Technical Faults	TP	Time Played	Wing	Wing Shots	YC	Yellow Cards		



## RESULTS

比赛成绩 / RÉSULTATS

### CHN 23 - 31 KOR

(12 - 16) (11 - 15)

Referees: (1) AIRES MENEZES J / (2) APARECIDO PINTO R (BRA)

#### RUNNING SCORE

##### CHN - KOR

#### CHN - China

Players		Shots								Penalties			
No.	Name	G/S	%	6m	Wing	9m	7m	FB	BT	YC	2Min	RC	EX
1	LIU Guini												
2	WEI Qiuxiang												
3	LIU Yun	4/7	57	4/7									
7	ZHANG Geng	0/1	0						0/1				
9	WANG Min	2/4	50	1/1	0/1			1/1	0/1				
10	WANG Shasha	3/7	43			2/6			1/1	1			
12	HUANG Hong												
14	LIU Xiaomei	4/13	31	0/1		3/9			1/3				
15	SUN Laimiao	0/1	0	0/1									
18	WU Wenjuan	1/2	50					1/1	0/1		1		
19	LI Weiwei	3/5	60			1/3	2/2						
21	LI Bing	0/1	0						0/1	1			
22	HUANG Dongjie	5/6	83		2/3			2/2	1/1	1			
23	YAN Meizhu	1/1	100			1/1							
	Bench/Team									1			
	Totals	23/48	48	5/10	2/4	7/19	2/2	4/4	3/9	4	1	0	0

Goalkeepers		Saves							
No.	Name	S/S	%	6m	Wing	9m	7m	FB	BT
1	LIU Guini								
12	HUANG Hong	13/44	30	4/12	4/7	3/9		1/13	1/3
	Totals	13/44	30	4/12	4/7	3/9	0/0	1/13	1/3

#### KOR - Korea

Players		Shots								Penalties			
No.	Name	G/S	%	6m	Wing	9m	7m	FB	BT	YC	2Min	RC	EX
1	OH Yongran												
3	KIM Ona	1/1	100			1/1							
4	HUH Soonyoung	5/6	83	4/5				1/1			1		
6	SONG Hairim												
7	KIM Namsun												
9	KIM Chayoun	1/2	50	0/1				1/1					
10	OH Seongok	3/4	75	1/1		1/2		1/1		1	1		
11	HONG Jeongho	0/3	0	0/1	0/1	0/1							
13	PARK Chunghee	8/12	67	1/1	2/6	1/1		4/4		1	1		
16	LEE Minhee												
17	AN Junghwa	5/7	71	2/2	1/2	0/1		2/2					
18	BAE Minhee												
19	CHOI Imjeong	2/3	67	0/1		1/1			1/1	1	1		
20	MOON Pilhee	6/13	46			2/6		3/4	1/3				
	Bench/Team												
	Totals	31/51	61	8/12	3/9	6/13	0/0	12/13	2/4	3	4	0	0

Goalkeepers		Saves							
No.	Name	S/S	%	6m	Wing	9m	7m	FB	BT
1	OH Yongran	19/39	49	4/8	2/4	9/16	0/1	0/3	4/7
16	LEE Minhee	0/3	0	0/1			0/1	0/1	
	Totals	19/42	45	4/9	2/4	9/16	0/2	0/4	4/7

#### 1st Half

0 (1') 1	MOON P
1 (3') 1	
1 (3') 2	CHOI I
1 (5') 3	HUH S
2 (7') 3	
2 (9') 4	OH S
2 (10') 5	PARK C
2 (10') 6	OH S
3 (13') 6	
4 (13') 6	
4 (14') 7	HUH S
4 (14') 8	MOON P
4 (15') 9	HUH S
5 (17') 9	
5 (18') 10	HUH S
6 (19') 10	
7 (20') 10	
7 (21') 11	PARK C
7 (21') 12	AN J
7 (22') 13	HUH S
8 (23') 13	
8 (25') 14	MOON P
9 (26') 14	
10 (26') 14	
10 (27') 15	CHOI I
11 (27') 15	
12 (29') 15	
12 (30') 16	PARK C

#### 2nd Half

12 (31') 17	KIM C
13 (33') 17	
14 (34') 17	
14 (36') 18	AN J
15 (39') 18	
16 (40') 18	
16 (41') 19	OH S
16 (43') 20	PARK C
16 (44') 21	PARK C
16 (45') 22	MOON P
16 (47') 23	MOON P
17 (47') 23	
18 (48') 23	
18 (49') 24	MOON P
18 (49') 25	AN J
18 (51') 26	PARK C
18 (52') 27	AN J
18 (53') 28	PARK C
19 (53') 28	
20 (54') 28	
21 (55') 28	
22 (56') 28	
22 (56') 29	AN J
22 (57') 30	KIM O
22 (58') 31	PARK C
23 (60') 31	

#### Legend:

%	Efficiency	2Min	2 Minute Suspensions	6m	6-metre Shots	7m	7-metre Shots	9m	9-metre Shots
BT	Breakthroughs	EX	Exclusions	FB	Fast Breaks	G/S	Goals/Shots	RC	Red Cards
S/S	Saves/Shots	Wing	Wing Shots	YC	Yellow Cards				





### MATCH TEAM STATISTICS

参赛队技术统计 / STATISTIQUES DU MATCH PAR ÉQUIPE

## CHN 23 - 31 KOR

(12 - 16) (11 - 15)

Referees: (1) AIRES MENEZES J / (2) APARECIDO PINTO R (BRA)

### CHN - China

Players		Shots								Offence		Defence		Penalties				TP
No.	Name	G/S	%	6m	Wing	9m	7m	FB	BT	AS	TF	ST	BS	YC	2Min	RC	EX	
1	LIU Guini																	
2	WEI Qiuxiang																	
3	LIU Yun	4/7	57	4/7							4							37:12
7	ZHANG Geng	0/1	0						0/1		2							11:35
9	WANG Min	2/4	50	1/1	0/1			1/1	0/1	1								60:00
10	WANG Shasha	3/7	43			2/6			1/1	7	2	2		1				55:21
12	HUANG Hong																	60:00
14	LIU Xiaomei	4/13	31	0/1		3/9			1/3	3	3	3						53:09
15	SUN Laimiao	0/1	0	0/1														1:57
18	WU Wenjuan	1/2	50					1/1	0/1		4		1			1		22:39
19	LI Weiwei	3/5	60			1/3	2/2				4							25:44
21	LI Bing	0/1	0						0/1	1		1	1	1				26:12
22	HUANG Dongjie	5/6	83		2/3			2/2	1/1		1	2		1				60:00
23	YAN Meizhu	1/1	100			1/1												6:11
	Bench/Team													1				
	<b>Totals</b>	23/48	48	5/10	2/4	7/19	2/2	4/4	3/9	12	20	8	2	4	1	0	0	

Goalkeepers		Total Shots		6m Shots		Wing Shots		9m Shots		7m Shots		Fast Breaks		Breakthroughs	
No.	Name	S/S	%	S/S	%	S/S	%	S/S	%	S/S	%	S/S	%	S/S	%
1	LIU Guini														
12	HUANG Hong	13/44	30	4/12	33	4/7	57	3/9	33			1/13	8	1/3	33
	<b>Totals</b>	13/44	30	4/12	33	4/7	57	3/9	33	0/0	0	1/13	8	1/3	33

Team Shots	Goals	Saves	Missed	Post	Blocked	Total	%
6m Shots	5	4	0	0	1	10	50
Wing Shots	2	2	0	0	0	4	50
9m Shots	7	9	2	1	0	19	37
7m Shots	2	0	0	0	n/a	2	100
Fast Breaks	4	0	0	0	0	4	100
Breakthroughs	3	4	1	1	0	9	33
<b>Totals</b>	23	19	3	2	1	48	48

Number of Attacks: 65, Scoring Efficiency: 35%



**OSC GYMNASIUM**  
奥体中心体育馆  
GYMNASIUM DU CSO

TUE 星期二 MAR  
19 AUG 2008  
18:00

**HANDBALL**  
手球 / HANDBALL

**WOMEN**  
女子项目 / FEMMES

**QUARTERFINAL - MATCH 33**  
1/4决赛 - 第33场 / QUART DE FINALE - MATCH 33



**MATCH TEAM STATISTICS**

参赛队技术统计 / STATISTIQUES DU MATCH PAR ÉQUIPE

**CHN 23 - 31 KOR**

(12 - 16) (11 - 15)

Referees: (1) AIRES MENEZES J / (2) APARECIDO PINTO R (BRA)

**CHN - China**

**Shots Distribution**

Players			Goals / Shots			
<b>2 WEI Q</b>	<b>3 LIU Y</b>	<b>7 ZHANG G</b>	<b>9 WANG M</b>	<b>10 WANG S</b>	<b>14 LIU X</b>	<b>15 SUN L</b>
	2/2	1/1		0/2	1/1	
			0/1	1/1	0/1	0/3
			0/1	1/1	2/3	0/1
	1/3			1/1	0/1	0/1
	1-Blocked	1-Post			2-Missed	
<b>18 WU W</b>	<b>19 LI W</b>	<b>21 LI B</b>	<b>22 HUANG D</b>	<b>23 YAN M</b>		
			1/1			
			0/1	1/1		
1/1	3/4	0/1	1/1	1/1		
1-Missed	1-Post					

Team	Offence	Defence	Goalkeepers																																				
Goals / Shots			Saves / Shots																																				
<table border="1"> <tr><td>3/5</td><td>1/1</td><td>3/3</td></tr> <tr><td>2/4</td><td>0/2</td><td>2/6</td></tr> <tr><td>7/12</td><td>4/7</td><td>1/2</td></tr> </table> <p>3-Missed 2-Post 1-Blocked</p>	3/5	1/1	3/3	2/4	0/2	2/6	7/12	4/7	1/2	<p>0/2 Breakthroughs 3/9 1/4 2/6 4/6 3/7 0/0 2/6 2/2 7m 4/4 Fast Breaks 2/2</p>	<p>2/4 Breakthroughs 1/2 1/2 0/1 3/8 7/9 2/3 1/2 0/0 7m 2/7</p>	<table border="1"> <tr><td>0/4</td><td>1/2</td><td>1/4</td></tr> <tr><td></td><td></td><td>0/1</td></tr> <tr><td>0/10</td><td>8/15</td><td>3/8</td></tr> </table> <p><b>1 LIU G</b></p> <table border="1"> <tr><td></td><td></td><td></td></tr> <tr><td></td><td></td><td></td></tr> <tr><td></td><td></td><td></td></tr> </table> <p><b>12 HUANG H</b></p> <table border="1"> <tr><td>0/4</td><td>1/2</td><td>1/4</td></tr> <tr><td></td><td></td><td>0/1</td></tr> <tr><td>0/10</td><td>8/15</td><td>3/8</td></tr> </table>	0/4	1/2	1/4			0/1	0/10	8/15	3/8										0/4	1/2	1/4			0/1	0/10	8/15	3/8
3/5	1/1	3/3																																					
2/4	0/2	2/6																																					
7/12	4/7	1/2																																					
0/4	1/2	1/4																																					
		0/1																																					
0/10	8/15	3/8																																					
0/4	1/2	1/4																																					
		0/1																																					
0/10	8/15	3/8																																					



### MATCH TEAM STATISTICS

参赛队技术统计 / STATISTIQUES DU MATCH PAR ÉQUIPE

## CHN 23 - 31 KOR

(12 - 16) (11 - 15)

Referees: (1) AIRES MENEZES J / (2) APARECIDO PINTO R (BRA)

### KOR - Korea

No.	Name	Shots								Offence		Defence		Penalties			TP	
		G/S	%	6m	Wing	9m	7m	FB	BT	AS	TF	ST	BS	YC	2Min	RC		EX
1	OH Yongran																	58:19
3	KIM Ona	1/1	100			1/1				1	3							8:41
4	HUH Soonyoung	5/6	83	4/5				1/1		1	2	2			1			57:01
6	SONG Hairim																	
7	KIM Namsun																	1:50
9	KIM Chayoun	1/2	50	0/1				1/1										8:43
10	OH Seongok	3/4	75	1/1		1/2		1/1		8	5	3		1	1			53:52
11	HONG Jeongho	0/3	0	0/1	0/1	0/1				3								25:40
13	PARK Chunghee	8/12	67	1/1	2/6	1/1		4/4		2	1			1	1			58:10
16	LEE Minhee																	1:41
17	AN Junghwa	5/7	71	2/2	1/2	0/1		2/2		1	2	3						58:10
18	BAE Minhee																	1:50
19	CHOI Imjeong	2/3	67	0/1		1/1			1/1	1	5			1	1			31:26
20	MOON Pilhee	6/13	46			2/6		3/4	1/3	2	4		1					54:37
	Bench/Team																	
<b>Totals</b>		31/51	61	8/12	3/9	6/13	0/0	12/13	2/4	19	22	8	1	3	4	0	0	

No.	Name	Total Shots		6m Shots		Wing Shots		9m Shots		7m Shots		Fast Breaks		Breakthroughs	
		S/S	%	S/S	%	S/S	%	S/S	%	S/S	%	S/S	%	S/S	%
1	OH Yongran	19/39	49	4/8	50	2/4	50	9/16	56	0/1	0	0/3	0	4/7	57
16	LEE Minhee	0/3	0	0/1	0					0/1	0	0/1	0		
<b>Totals</b>		19/42	45	4/9	44	2/4	50	9/16	56	0/2	0	0/4	0	4/7	57

Team Shots	Goals	Saves	Missed	Post	Blocked	Total	%
6m Shots	8	4	0	0	0	12	67
Wing Shots	3	4	0	2	0	9	33
9m Shots	6	3	2	0	2	13	46
7m Shots					n/a		
Fast Breaks	12	1	0	0	0	13	92
Breakthroughs	2	1	1	0	0	4	50
<b>Totals</b>	31	13	3	2	2	51	61

Number of Attacks: 65, Scoring Efficiency: 48%



**OSC GYMNASIUM**  
 奥体中心体育馆  
 GYMNASE DU CSO

TUE 星期二 MAR  
 19 AUG 2008  
 18:00

**HANDBALL**  
 手球 / HANDBALL

**WOMEN**  
 女子项目 / FEMMES

**QUARTERFINAL - MATCH 33**  
 1/4决赛 - 第33场 / QUART DE FINALE - MATCH 33



**MATCH TEAM STATISTICS**  
 参赛队技术统计 / STATISTIQUES DU MATCH PAR ÉQUIPE

**CHN 23 - 31 KOR**  
 (12 - 16) (11 - 15)

Referees: (1) AIRES MENEZES J / (2) APARECIDO PINTO R (BRA)

**KOR - Korea**

**Shots Distribution**

Players			Goals / Shots			
3 KIM O	4 HUH S	6 SONG H	7 KIM N	9 KIM C	10 OH S	11 HONG J
	2/2				1/1	
				1/2		
					2/2	
						0/2 0/1
						1-Blocked
13 PARK C	17 AN J	18 BAE M	19 CHOI I	20 MOON P		
				2/2		
2/2	2/3	2/3	1/1	0/1	1/1	
1-Post	1-Missed 1-Post			2-Missed	1-Blocked	

Team	Offence	Defence	Goalkeepers
Goals / Shots			Saves / Shots
4/4	2/7	3/9	2/5
1/2	2/4 Breakthroughs	2/2	0/1
3/4	1/2	0/0	0/3
	2/3	2/6	2/4
1/1	7/9	4/6	4/6
10/10	3/8	3/7	5/12
	0/1	2/6	3/7
3-Missed	12/13 Fast Breaks	2/6	1/2
2-Post	4/4 Fast Breaks	1/4	
2-Blocked		2/2 7m	
		0/2	
			1 OH Y
			2/5
			0/1
			0/2
			2/4
			2/2
			4/6
			5/11
			3/6
			1/2
			16 LEE M
			0/1
			0/1
			0/1

<b>Legend:</b>	<b>%</b> Efficiency	<b>2Min</b> 2 Minute Suspensions	<b>6m</b> 6-metre Shots	<b>7m</b> 7-metre Shots	<b>9m</b> 9-metre Shots
<b>AS</b> Assists	<b>BS</b> Blocked Shots	<b>BT</b> Breakthroughs	<b>EX</b> Exclusions	<b>FB</b> Fast Breaks	
<b>G/S</b> Goals/Shots	<b>n/a</b> not applicable	<b>RC</b> Red Cards	<b>S/S</b> Saves/Shots	<b>ST</b> Steals	
<b>TF</b> Technical Faults	<b>TP</b> Time Played	<b>Wing</b> Wing Shots	<b>YC</b> Yellow Cards		





## RESULTS

比赛成绩 / RÉSULTATS

### RUS 32 - 31 FRA

(12 - 16) (12 - 8) (4 - 4) (4 - 3)

Referees: (4) LIU S / (3) LIU F (CHN)

#### RUS - Russian Fed.

Players		Shots								Penalties			
No.	Name	G/S	%	6m	Wing	9m	7m	FB	BT	YC	2Min	RC	EX
1	SUSLINA Inna												
3	POLTORATSKAYA Irina	4/8	50	0/1		0/1	1/1	1/2	2/3				
4	ROMENSKAYA Oxana												
5	POSTNOVA Liudmila	5/9	56			3/6		1/2	1/1	1			
6	KAREEVA Anna												
8	ANDRYUSHINA Ekaterina	5/8	63			1/3		1/1	3/4	1	1		
9	USKOVA Yana	2/5	40	0/1	0/1			2/3		1			
10	POLENOVA Elena	3/8	38			0/3	3/5						
11	TUREY Emiliya	4/7	57		3/3		0/1	1/2	0/1		1		
15	SHIPILOVA Natalia	3/3	100	2/2				1/1					
16	SIDOROVA Maria												
17	MARENNIKOVA Ekaterina	0/1	0	0/1									
19	DMITRIEVA Elena	0/1	0		0/1								
24	BLIZNOVA Irina	6/13	46	2/2		1/4	1/1		2/6				
	Bench/Team									1			
	Totals	32/63	51	4/7	3/5	5/17	5/8	7/11	8/15	4	2	0	0

Goalkeepers		Saves							
No.	Name	S/S	%	6m	Wing	9m	7m	FB	BT
1	SUSLINA Inna	15/33	45	0/7	5/7	8/12		2/6	0/1
16	SIDOROVA Maria	6/18	33	0/2	2/2	2/7	0/1	2/5	0/1
	Totals	22/53	42	0/9	7/10	11/20	0/1	4/11	0/2

#### FRA - France

Players		Shots								Penalties			
No.	Name	G/S	%	6m	Wing	9m	7m	FB	BT	YC	2Min	RC	EX
4	KAMTO NJITAM Nina	5/5	100	3/3				2/2			1		
5	AYGLON Camille	1/4	25			1/3		0/1		1			
8	PECQUEUX-ROLLAND Veronique	1/1	100					1/1					
9	BAUDOIN Paule	2/4	50		1/3		1/1			1			
10	HERBRECHT Sophie	4/15	27	1/1		2/12		1/2		1			
11	CANO Stephanie	2/3	67		1/1	0/1		1/1			1		
12	LEYNAUD Amandine												
13	WENDLING Isabelle	2/2	100	1/1				1/1			1		
16	NICOLAS Valerie												
19	VANPARYS-TORRES Christine	2/6	33			2/6							
20	TERVEL Raphaelle	2/7	29		1/5	0/1		1/1					
21	TOUNKARA Maakan	1/2	50	1/1	0/1								
23	LACRABERE Alexandra	2/6	33	1/1		1/4		0/1					
24	SIGNATE Mariama	7/9	78	2/2		3/4		0/1	2/2		1		
	Bench/Team									1			
	Totals	31/64	48	9/9	3/10	9/31	1/1	7/11	2/2	4	4	0	0

Goalkeepers		Saves							
No.	Name	S/S	%	6m	Wing	9m	7m	FB	BT
12	LEYNAUD Amandine	0/1	0				0/1		
16	NICOLAS Valerie	21/52	40	2/6	2/5	5/10	2/6	4/11	6/14
	Totals	21/53	40	2/6	2/5	5/10	2/7	4/11	6/14

#### RUNNING SCORE

##### RUS - FRA

1st Half	
0 (1') 1	VANPARYS-TORRES C
1 (2') 1	
1 (8') 2	BAUDOIN P
2 (8') 2	BLIZNOVA I
3 (9') 2	BLIZNOVA I
3 (10') 3	HERBRECHT S
4 (10') 3	BLIZNOVA I
4 (11') 4	AYGLON C
4 (13') 5	HERBRECHT S
5 (13') 5	TUREY E
5 (15') 6	SIGNATE M
5 (15') 7	KAMTO NJITAM N
5 (16') 8	KAMTO NJITAM N
5 (17') 9	SIGNATE M
6 (18') 9	BLIZNOVA I
6 (19') 10	CANO S
7 (19') 10	POLTORATSKAYA I
7 (21') 11	BAUDOIN P
8 (22') 11	BLIZNOVA I
9 (23') 11	POLENOVA E
10 (24') 11	POSTNOVA L
11 (24') 11	USKOVA Y
11 (25') 12	SIGNATE M
12 (28') 12	POLTORATSKAYA I
12 (29') 13	VANPARYS-TORRES C
12 (29') 14	TERVEL R
12 (30') 15	LACRABERE A
12 (30') 16	KAMTO NJITAM N

##### 2nd Half

12 (32') 17	HERBRECHT S
13 (33') 17	POSTNOVA L
14 (34') 17	TUREY E
15 (35') 17	POLENOVA E
15 (39') 18	SIGNATE M
16 (40') 18	TUREY E
17 (41') 18	ANDRYUSHINA E
17 (43') 19	PECQUEUX-ROLLAND V
18 (43') 19	POLTORATSKAYA I
18 (44') 20	TOUNKARA M
18 (48') 21	SIGNATE M
19 (48') 21	POSTNOVA L
20 (50') 21	POSTNOVA L
20 (51') 22	SIGNATE M
21 (55') 22	SHIPILOVA N
21 (55') 23	SIGNATE M
22 (56') 23	TUREY E
23 (57') 23	ANDRYUSHINA E
23 (57') 24	KAMTO NJITAM N
24 (59') 24	ANDRYUSHINA E

##### 1st Extra Time

24 (62') 25	WENDLING I
25 (62') 25	ANDRYUSHINA E
25 (63') 26	TERVEL R
26 (64') 26	BLIZNOVA I
26 (64') 27	LACRABERE A
26 (66') 28	KAMTO NJITAM N
27 (67') 28	POLENOVA E
28 (68') 28	USKOVA Y

##### 2nd Extra Time

29 (71') 28	POSTNOVA L
29 (71') 29	CANO S
29 (74') 30	HERBRECHT S
30 (74') 30	POLTORATSKAYA I
31 (78') 30	SHIPILOVA N
31 (78') 31	WENDLING I
32 (79') 31	SHIPILOVA N



**OSC GYMNASIUM**  
 奥体中心体育馆  
 GYMNASE DU CSO

TUE 星期二 MAR  
 19 AUG 2008  
 20:15

**HANDBALL**  
 手球 / HANDBALL

**WOMEN**  
 女子项目 / FEMMES

**QUARTERFINAL - MATCH 34**  
 1/4决赛 - 第34场 / QUART DE FINALE - MATCH 34



**RESULTS**  
 比赛成绩 / RÉSULTATS

<b>Legend:</b>									
%	Efficiency	<b>2Min</b>	2 Minute Suspensions	<b>6m</b>	6-metre Shots	<b>7m</b>	7-metre Shots	<b>9m</b>	9-metre Shots
<b>BT</b>	Breakthroughs	<b>EX</b>	Exclusions	<b>FB</b>	Fast Breaks	<b>G/S</b>	Goals/Shots	<b>RC</b>	Red Cards
<b>S/S</b>	Saves/Shots	<b>Wing</b>	Wing Shots	<b>YC</b>	Yellow Cards				



### MATCH TEAM STATISTICS

参赛队技术统计 / STATISTIQUES DU MATCH PAR ÉQUIPE

**RUS 32 - 31 FRA**

(12 - 16) (12 - 8) (4 - 4) (4 - 3)

Referees: (4) LIU S / (3) LIU F (CHN)

#### RUS - Russian Fed.

Players		Shots								Offence		Defence		Penalties				TP
No.	Name	G/S	%	6m	Wing	9m	7m	FB	BT	AS	TF	ST	BS	YC	2Min	RC	EX	
1	SUSLINA Inna									1								46:59
3	POLTORATSKAYA Irina	4/8	50	0/1		0/1	1/1	1/2	2/3	3	6	1						26:36
4	ROMENSKAYA Oxana									1	1		4					47:37
5	POSTNOVA Liudmila	5/9	56			3/6		1/2	1/1	3	6	1	1	1				58:59
6	KAREEVA Anna																	
8	ANDRYUSHINA Ekaterina	5/8	63			1/3		1/1	3/4	2	1	1	1	1	1			45:48
9	USKOVA Yana	2/5	40	0/1	0/1			2/3			1			1				44:43
10	POLENOVA Elena	3/8	38			0/3	3/5			1	1	1	3					29:30
11	TUREY Emiliya	4/7	57		3/3		0/1	1/2	0/1	1	3	2			1			66:31
15	SHIPILOVA Natalia	3/3	100	2/2				1/1		3	1							64:16
16	SIDOROVA Maria																	29:54
17	MARENNIKOVA Ekaterina	0/1	0	0/1							2							35:17
19	DMITRIEVA Elena	0/1	0		0/1						2							13:29
24	BLIZNOVA Irina	6/13	46	2/2		1/4	1/1		2/6	1								50:21
	Bench/Team													1				
<b>Totals</b>		32/63	51	4/7	3/5	5/17	5/8	7/11	8/15	16	24	6	9	4	2	0	0	

Goalkeepers		Total Shots		6m Shots		Wing Shots		9m Shots		7m Shots		Fast Breaks		Breakthroughs	
No.	Name	S/S	%	S/S	%	S/S	%	S/S	%	S/S	%	S/S	%	S/S	%
1	SUSLINA Inna	15/33	45	0/7	0	5/7	71	8/12	67			2/6	33	0/1	0
16	SIDOROVA Maria	6/18	33	0/2	0	2/2	100	2/7	29	0/1	0	2/5	40	0/1	0
<b>Totals</b>		22/53	42	0/9	0	7/10	70	11/20	55	0/1	0	4/11	36	0/2	0

Team Shots	Goals	Saves	Missed	Post	Blocked	Total	%
6m Shots	4	2	0	1	0	7	57
Wing Shots	3	2	0	0	0	5	60
9m Shots	5	5	3	2	2	17	29
7m Shots	5	2	0	1	n/a	8	63
Fast Breaks	7	4	0	0	0	11	64
Breakthroughs	8	6	1	0	0	15	53
<b>Totals</b>	32	21	4	4	2	63	51

Number of Attacks: 80, Scoring Efficiency: 40%



**OSC GYMNASIUM**  
 奥体中心体育馆  
 GYMNASE DU CSO

TUE 星期二 MAR  
 19 AUG 2008  
 20:15

**HANDBALL**  
 手球 / HANDBALL

**WOMEN**  
 女子项目 / FEMMES

**QUARTERFINAL - MATCH 34**  
 1/4决赛 - 第34场 / QUART DE FINALE - MATCH 34



**MATCH TEAM STATISTICS**

参赛队技术统计 / STATISTIQUES DU MATCH PAR ÉQUIPE

**RUS 32 - 31 FRA**

(12 - 16) (12 - 8) (4 - 4) (4 - 3)

Referees: (4) LIU S / (3) LIU F (CHN)

**RUS - Russian Fed.**

**Shots Distribution**

Players			Goals / Shots			
3 POLTORATSKAYA I	4 ROMENSKAYA O	5 POSTNOVA L	6 KAREEVA A	8 ANDRYUSHINA E	9 USKOVA Y	10 POLENOVA E
1/2				1/1		
1/1		1/1	1/1	1/1	0/1	1/2
2/4		2/3	1/1	0/3	1/1	1/1
1-Post		1-Missed	2-Blocked		1-Post	1-Missed 2-Post
11 TUREY E	15 SHIPILOVA N	17 MARENNIKOVA E	19 DMITRIEVA E	24 BLIZNOVA I		
0/1	2/2			1/1		
			0/1	1/1	0/1	
1/2	1/1	0/1		1/2	1/1	2/6
1-Missed				1-Missed		

Team	Offence	Defence	Goalkeepers
Goals / Shots			Saves / Shots
5/7	8/15 Breakthroughs	2/2 Breakthroughs	2/7
5/7	0/1	2/5	1/2
8/17	2/4	1/1	1/2
2/2	0/5	5/21	5/7
8/13	2/2	8/8	5/12
4-Missed	4/8	2/5	6/8
4-Post	0/1	0/0	0/8
2-Blocked	1/4	1/1 7m	
	7/11 Fast Breaks	7/11 Fast Breaks	1 SUSLINA I
		1/2	0/3
			1/2
			2/5
			3/4
			3/8
			6/8
			0/3
			16 SIDOROVA M
			2/4
			1/2
			0/2
			2/3
			1/3
			0/4





### MATCH TEAM STATISTICS

参赛队技术统计 / STATISTIQUES DU MATCH PAR ÉQUIPE

**RUS 32 - 31 FRA**

(12 - 16) (12 - 8) (4 - 4) (4 - 3)

Referees: (4) LIU S / (3) LIU F (CHN)

#### FRA - France

No.	Name	Shots							Offence		Defence		Penalties				TP		
		G/S	%	6m	Wing	9m	7m	FB	BT	AS	TF	ST	BS	YC	2Min	RC		EX	
4	KAMTO NJITAM Nina	5/5	100	3/3				2/2				2				1			46:52
5	AYGLON Camille	1/4	25			1/3		0/1			1	1		1				52:59	
8	PECQUEUX-ROLLAND Veronique	1/1	100					1/1			1	1						23:59	
9	BAUDOUIN Paule	2/4	50		1/3		1/1				1	1		1				22:03	
10	HERBRECHT Sophie	4/15	27	1/1		2/12		1/2		9	6			1				56:50	
11	CANO Stephanie	2/3	67		1/1	0/1		1/1			1	1			1			47:45	
12	LEYNAUD Amandine																	0:15	
13	WENDLING Isabelle	2/2	100	1/1				1/1		1		2			1			41:01	
16	NICOLAS Valerie																	79:45	
19	VANPARYS-TORRES Christine	2/6	33			2/6					3	1	1					29:01	
20	TERVEL Raphaelle	2/7	29		1/5	0/1		1/1		2	3	1	1					63:30	
21	TOUNKARA Maakan	1/2	50	1/1	0/1					2								32:07	
23	LACRABERE Alexandra	2/6	33	1/1		1/4		0/1		1	2							28:17	
24	SIGNATE Mariama	7/9	78	2/2		3/4		0/1	2/2		4		1		1			35:36	
	Bench/Team													1					
<b>Totals</b>		31/64	48	9/9	3/10	9/31	1/1	7/11	2/2	15	24	8	3	4	4	0	0		

No.	Name	Total Shots		6m Shots		Wing Shots		9m Shots		7m Shots		Fast Breaks		Breakthroughs	
		S/S	%	S/S	%	S/S	%	S/S	%	S/S	%	S/S	%	S/S	%
12	LEYNAUD Amandine	0/1	0							0/1	0				
16	NICOLAS Valerie	21/52	40	2/6	33	2/5	40	5/10	50	2/6	33	4/11	36	6/14	43
<b>Totals</b>		21/53	40	2/6	33	2/5	40	5/10	50	2/7	29	4/11	36	6/14	43

Team Shots	Goals	Saves	Missed	Post	Blocked	Total	%
6m Shots	9	0	0	0	0	9	100
Wing Shots	3	7	0	0	0	10	30
9m Shots	9	11	0	2	9	31	29
7m Shots	1	0	0	0	n/a	1	100
Fast Breaks	7	4	0	0	0	11	64
Breakthroughs	2	0	0	0	0	2	100
<b>Totals</b>	31	22	0	2	9	64	48

Number of Attacks: 80, Scoring Efficiency: 39%



**MATCH TEAM STATISTICS**  
 参赛队技术统计 / STATISTIQUES DU MATCH PAR ÉQUIPE

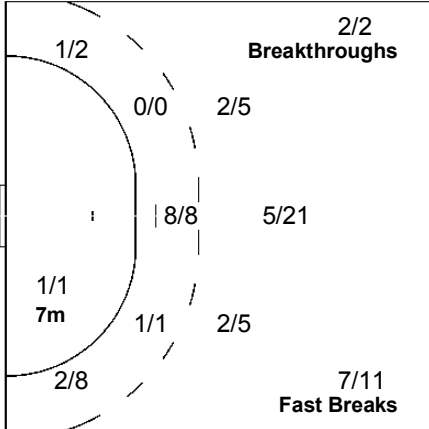
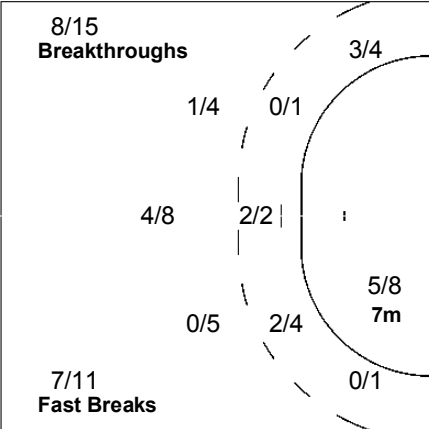
**RUS 32 - 31 FRA**  
 (12 - 16) (12 - 8) (4 - 4) (4 - 3)

Referees: (4) LIU S / (3) LIU F (CHN)

**FRA - France**

**Shots Distribution**

Players			Goals / Shots			
4 KAMTO NJITAM N	5 AYGLON C	8 PECQUEUX-ROLLAND V	9 BAUDOIN P	10 HERBRECHT S	11 CANO S	13 WENDLING I
1/1	0/1		1/1	2/3		
2/2	0/1	1/1		0/1	1/1	
2/2			1/1	1/3	0/1	1/1
	1-Blocked			1-Post	5-Blocked	1-Post
19 VANPARYS-TORRES C	20 TERVEL R	21 TOUNKARA M	23 LACRABERE A	24 SIGNATE M		
	1/1	0/1	1/1			
1/1		0/4		0/1		
1/2	0/1	1/1	0/2	1/1	2/2	1/3
2-Blocked			1-Blocked		3/3	

Team	Offence	Defence	Goalkeepers																																	
Goals / Shots			Saves / Shots																																	
<table border="1"> <tr><td>5/7</td><td>1/2</td><td>1/2</td></tr> <tr><td>5/7</td><td></td><td>2/7</td></tr> <tr><td>7/12</td><td>2/8</td><td>8/8</td></tr> </table> <p>2-Post 9-Blocked</p>	5/7	1/2	1/2	5/7		2/7	7/12	2/8	8/8			<table border="1"> <tr><td>2/7</td><td></td><td>0/2</td></tr> <tr><td>2/7</td><td></td><td>3/5</td></tr> <tr><td>9/17</td><td>0/2</td><td>5/13</td></tr> </table> <p>12 LEYNAUD A</p> <table border="1"> <tr><td></td><td></td><td></td></tr> <tr><td>0/1</td><td></td><td></td></tr> </table> <p>16 NICOLAS V</p> <table border="1"> <tr><td>2/7</td><td></td><td>0/2</td></tr> <tr><td>2/7</td><td></td><td>3/5</td></tr> <tr><td>9/16</td><td>0/2</td><td>5/13</td></tr> </table>	2/7		0/2	2/7		3/5	9/17	0/2	5/13				0/1			2/7		0/2	2/7		3/5	9/16	0/2	5/13
5/7	1/2	1/2																																		
5/7		2/7																																		
7/12	2/8	8/8																																		
2/7		0/2																																		
2/7		3/5																																		
9/17	0/2	5/13																																		
0/1																																				
2/7		0/2																																		
2/7		3/5																																		
9/16	0/2	5/13																																		

Legend:							
%	Efficiency	2Min	2 Minute Suspensions	6m	6-metre Shots	7m	7-metre Shots
AS	Assists	BS	Blocked Shots	BT	Breakthroughs	EX	Exclusions
G/S	Goals/Shots	n/a	not applicable	RC	Red Cards	S/S	Saves/Shots
TF	Technical Faults	TP	Time Played	Wing	Wing Shots	YC	Yellow Cards
						9m	9-metre Shots
						FB	Fast Breaks
						ST	Steals



## RESULTS

比赛成绩 / RÉSULTATS

### SWE 19 - 20 CHN

(7 - 8) (12 - 12)

Referees: (15) KARBAS-CHI M / (16) KOLAHDOUZAN M (IRI)

#### RUNNING SCORE

##### SWE - CHN

#### SWE - Sweden

Players		Shots								Penalties			
No.	Name	G/S	%	6m	Wing	9m	7m	FB	BT	YC	2Min	RC	EX
3	FLOGNMAN Tina												
4	BOSON Matilda	0/6	0		0/2	0/2		0/2			1		
5	HOLMGREN Sara	1/1	100	1/1						1	1		
7	WIEL FREDEN Annika	0/2	0		0/1			0/1					
9	TOVEBY Frida	1/1	100	1/1									
10	UTKOVIC Teresa	3/3	100		2/2			1/1					
11	ENSTROM Jessica	3/5	60	1/1		0/2		1/1	1/1				
12	BENGTSSON Therese												
14	ERIKSSON Sara	1/1	100					1/1					
15	AHLM Johanna	4/7	57	0/1			3/3	1/1	0/2	1			
16	GRUNDSTROM Madeleine												
17	TORSTENSON Linnea	6/15	40	1/1		5/14						1	
18	WIBERG Johanna									1	1		
20	GULLDEN Isabelle	0/1	0			0/1					1		
	Bench/Team									1			
	Totals	19/42	45	4/5	2/5	5/19	3/3	4/7	1/3	4	5	0	0

Goalkeepers		Saves							
No.	Name	S/S	%	6m	Wing	9m	7m	FB	BT
12	BENGTSSON Therese	4/11	36	0/2	1/3	1/3		2/2	0/1
16	GRUNDSTROM Madeleine	7/20	35	1/5	0/2	4/6	2/5	0/2	
	Totals	11/31	35	1/7	1/5	5/9	2/5	2/4	0/1

#### CHN - China

Players		Shots								Penalties			
No.	Name	G/S	%	6m	Wing	9m	7m	FB	BT	YC	2Min	RC	EX
1	LIU Guini												
2	WEI Qiuxiang												
3	LIU Yun	3/5	60	1/2			2/3						
7	ZHANG Geng												
9	WANG Min	2/3	67		2/3					1			
10	WANG Shasha	5/8	63	3/3		1/4			1/1		1		
12	HUANG Hong												
14	LIU Xiaomei	2/8	25			2/8				1			
15	SUN Laimiao												
18	WU Wenjuan	3/7	43	1/1		1/5		1/1					
19	LI Weiwei	1/8	13			0/6	1/2						
21	LI Bing	2/4	50	1/1				1/3					
22	HUANG Dongjie	2/3	67		2/3					1	2		
23	YAN Meizhu												
	Bench/Team												
	Totals	20/46	43	6/7	4/6	4/23	3/5	2/4	1/1	3	3	0	0

Goalkeepers		Saves							
No.	Name	S/S	%	6m	Wing	9m	7m	FB	BT
1	LIU Guini								
12	HUANG Hong	14/33	42	1/5	3/5	7/12	0/3	1/5	2/3
	Totals	14/33	42	1/5	3/5	7/12	0/3	1/5	2/3

1st Half	
TORSTENSON L	1 (5') 0
	1 (10') 1 WANG S
	1 (12') 2 WANG S
	1 (14') 3 LIU Y
ENSTROM J	2 (15') 3
	2 (17') 4 WU W
AHLM J	3 (18') 4
	3 (19') 5 WU W
HOLMGREN S	4 (21') 5
UTKOVIC T	5 (22') 5
	5 (24') 6 HUANG D
TORSTENSON L	6 (26') 6
	6 (27') 7 HUANG D
	6 (29') 8 LIU X
UTKOVIC T	7 (30') 8

2nd Half	
AHLM J	8 (31') 8
TORSTENSON L	9 (32') 8
	9 (33') 9 WANG M
ERIKSSON S	10 (34') 9
TORSTENSON L	11 (36') 9
	11 (38') 10 LIU Y
	11 (39') 11 WANG S
	11 (40') 12 LI B
AHLM J	12 (41') 12
	12 (43') 13 LI B
ENSTROM J	13 (43') 13
	13 (44') 14 LIU X
UTKOVIC T	14 (45') 14
	14 (45') 15 WANG S
	14 (47') 16 WANG S
AHLM J	15 (50') 16
	15 (50') 17 LIU Y
TORSTENSON L	16 (51') 17
TORSTENSON L	17 (52') 17
ENSTROM J	18 (54') 17
	18 (55') 18 LI W
	18 (56') 19 WANG M
TOVEBY F	19 (56') 19
	19 (58') 20 WU W

Legend:									
%	Efficiency	2Min	2 Minute Suspensions	6m	6-metre Shots	7m	7-metre Shots	9m	9-metre Shots
BT	Breakthroughs	EX	Exclusions	FB	Fast Breaks	G/S	Goals/Shots	RC	Red Cards
S/S	Saves/Shots	Wing	Wing Shots	YC	Yellow Cards				



## MATCH TEAM STATISTICS

参赛队技术统计 / STATISTIQUES DU MATCH PAR ÉQUIPE

### SWE 19 - 20 CHN

(7 - 8) (12 - 12)

Referees: (15) KARBAS-CHI M / (16) KOLAHDOUZAN M (IRI)

#### SWE - Sweden

No.	Name	Shots								Offence		Defence		Penalties				TP
		G/S	%	6m	Wing	9m	7m	FB	BT	AS	TF	ST	BS	YC	2Min	RC	EX	
3	FLOGNMAN Tina																	
4	BOSON Matilda	0/6	0		0/2	0/2		0/2							1			49:16
5	HOLMGREN Sara	1/1	100	1/1							2	1	1	1	1			45:10
7	WIEL FREDEN Annika	0/2	0		0/1			0/1		1	2		1					27:49
9	TOVEBY Frida	1/1	100	1/1									1					12:54
10	UTKOVIC Teresa	3/3	100		2/2			1/1			2							28:04
11	ENSTROM Jessica	3/5	60	1/1		0/2		1/1	1/1	4	3							28:12
12	BENGTSSON Therese																	29:25
14	ERIKSSON Sara	1/1	100					1/1			1							21:00
15	AHLM Johanna	4/7	57	0/1			3/3	1/1	0/2		2		1	1				46:18
16	GRUNDSTROM Madeleine																	30:35
17	TORSTENSON Linnea	6/15	40	1/1		5/14				2	4	2	4		1			50:27
18	WIBERG Johanna										1	1	1	1	1			30:35
20	GULLDEN Isabelle	0/1	0			0/1				1	2				1			20:15
	Bench/Team													1				
<b>Totals</b>		19/42	45	4/5	2/5	5/19	3/3	4/7	1/3	8	19	4	9	4	5	0	0	

No.	Name	Total Shots		6m Shots		Wing Shots		9m Shots		7m Shots		Fast Breaks		Breakthroughs	
		S/S	%	S/S	%	S/S	%	S/S	%	S/S	%	S/S	%	S/S	%
12	BENGTSSON Therese	4/11	36	0/2	0	1/3	33	1/3	33			2/2	100	0/1	0
16	GRUNDSTROM Madeleine	7/20	35	1/5	20	0/2	0	4/6	67	2/5	40	0/2	0		
<b>Totals</b>		11/31	35	1/7	14	1/5	20	5/9	56	2/5	40	2/4	50	0/1	0

Team Shots	Goals	Saves	Missed	Post	Blocked	Total	%
6m Shots	4	1	0	0	0	5	80
Wing Shots	2	3	0	0	0	5	40
9m Shots	5	7	4	2	1	19	26
7m Shots	3	0	0	0	n/a	3	100
Fast Breaks	4	1	1	0	1	7	57
Breakthroughs	1	2	0	0	0	3	33
<b>Totals</b>	19	14	5	2	2	42	45

Number of Attacks: 56, Scoring Efficiency: 34%



**MATCH TEAM STATISTICS**  
 参赛队技术统计 / STATISTIQUES DU MATCH PAR ÉQUIPE

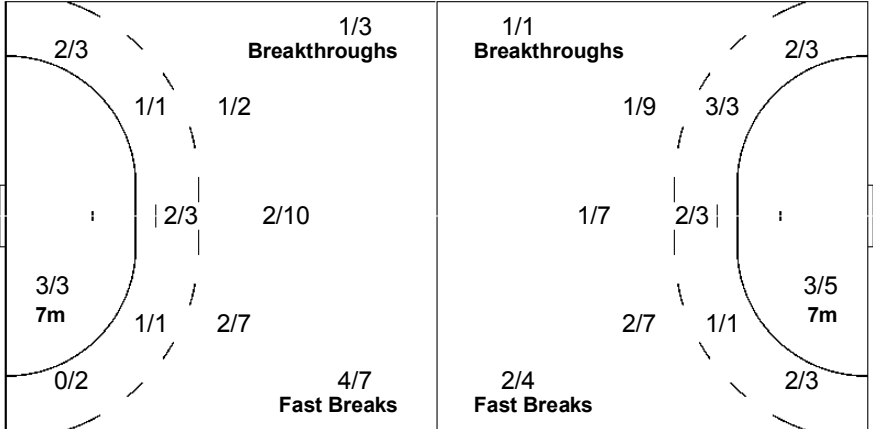
**SWE 19 - 20 CHN**  
 (7 - 8) (12 - 12)

Referees: (15) KARBAS-CHI M / (16) KOLAHDOUZAN M (IRI)

**SWE - Sweden**

**Shots Distribution**

Players																																																			
Goals / Shots																																																			
3 FLOGNMAN T	4 BOSON M	5 HOLMGREN S	7 WIEL FREDEN A																																																
<table border="1"><tr><td></td><td></td><td></td><td></td></tr><tr><td></td><td></td><td></td><td></td></tr><tr><td></td><td></td><td></td><td></td></tr></table>													<table border="1"><tr><td></td><td></td><td>0/1</td><td></td></tr><tr><td></td><td></td><td></td><td></td></tr><tr><td></td><td>0/2</td><td></td><td></td></tr></table> 2-Missed 1-Blocked			0/1							0/2			<table border="1"><tr><td></td><td></td><td></td><td></td></tr><tr><td></td><td></td><td></td><td></td></tr><tr><td></td><td></td><td></td><td></td></tr></table>													<table border="1"><tr><td></td><td></td><td></td><td></td></tr><tr><td></td><td></td><td></td><td></td></tr><tr><td>0/2</td><td></td><td></td><td></td></tr></table>									0/2			
		0/1																																																	
	0/2																																																		
0/2																																																			
9 TOVEBY F	10 UTKOVIC T	11 ENSTROM J																																																	
<table border="1"><tr><td></td><td></td><td></td><td></td></tr><tr><td></td><td></td><td></td><td></td></tr><tr><td></td><td></td><td></td><td></td></tr></table>													<table border="1"><tr><td></td><td></td><td></td><td></td></tr><tr><td></td><td></td><td></td><td></td></tr><tr><td></td><td></td><td></td><td></td></tr></table>													<table border="1"><tr><td></td><td></td><td></td><td></td></tr><tr><td></td><td></td><td></td><td></td></tr><tr><td></td><td></td><td></td><td></td></tr></table>													<table border="1"><tr><td></td><td></td><td></td><td></td></tr><tr><td></td><td></td><td></td><td></td></tr><tr><td>0/1</td><td></td><td></td><td></td></tr></table> 1-Blocked									0/1			
0/1																																																			
14 ERIKSSON S	15 AHLM J	17 TORSTENSON L	18 WIBERG J																																																
<table border="1"><tr><td></td><td></td><td></td><td></td></tr><tr><td></td><td></td><td></td><td></td></tr><tr><td></td><td></td><td></td><td></td></tr></table>													<table border="1"><tr><td></td><td></td><td></td><td></td></tr><tr><td></td><td></td><td></td><td></td></tr><tr><td>0/1</td><td></td><td></td><td></td></tr></table>									0/1				<table border="1"><tr><td></td><td></td><td>0/2</td><td>3/3</td></tr><tr><td></td><td></td><td>1/2</td><td>1/1</td></tr><tr><td></td><td></td><td></td><td></td></tr></table> 2-Missed 2-Post			0/2	3/3			1/2	1/1					<table border="1"><tr><td></td><td></td><td></td><td></td></tr><tr><td></td><td></td><td></td><td></td></tr><tr><td></td><td></td><td></td><td></td></tr></table>												
0/1																																																			
		0/2	3/3																																																
		1/2	1/1																																																
20 GULLDEN I																																																			
<table border="1"><tr><td></td><td></td><td></td><td></td></tr><tr><td></td><td></td><td></td><td></td></tr><tr><td>1/1</td><td></td><td></td><td></td></tr></table>									1/1						<table border="1"><tr><td></td><td></td><td></td><td></td></tr><tr><td></td><td></td><td></td><td></td></tr><tr><td></td><td></td><td></td><td></td></tr></table> 1-Missed																																				
1/1																																																			

Team	Offence	Defence	Goalkeepers																		
Goals / Shots			Saves / Shots																		
<table border="1"><tr><td>0/3</td><td></td><td>3/4</td></tr><tr><td>1/5</td><td></td><td>1/1</td></tr><tr><td>7/9</td><td>4/7</td><td>3/4</td></tr></table> 5-Missed 2-Post 2-Blocked	0/3		3/4	1/5		1/1	7/9	4/7	3/4			<table border="1"><tr><td>2/2</td><td>0/3</td><td>1/4</td></tr><tr><td></td><td>2/2</td><td>0/1</td></tr><tr><td>1/6</td><td>1/4</td><td>4/9</td></tr></table>	2/2	0/3	1/4		2/2	0/1	1/6	1/4	4/9
0/3		3/4																			
1/5		1/1																			
7/9	4/7	3/4																			
2/2	0/3	1/4																			
	2/2	0/1																			
1/6	1/4	4/9																			
			12 BENGTTSSON T																		
			<table border="1"><tr><td></td><td>0/1</td><td>0/1</td></tr><tr><td></td><td>1/1</td><td></td></tr><tr><td>1/2</td><td>0/3</td><td>2/3</td></tr></table>		0/1	0/1		1/1		1/2	0/3	2/3									
	0/1	0/1																			
	1/1																				
1/2	0/3	2/3																			
			16 GRUNDSTROM M																		
			<table border="1"><tr><td>2/2</td><td>0/2</td><td>1/3</td></tr><tr><td></td><td>1/1</td><td>0/1</td></tr><tr><td>0/4</td><td>1/1</td><td>2/6</td></tr></table>	2/2	0/2	1/3		1/1	0/1	0/4	1/1	2/6									
2/2	0/2	1/3																			
	1/1	0/1																			
0/4	1/1	2/6																			



### MATCH TEAM STATISTICS

参赛队技术统计 / STATISTIQUES DU MATCH PAR ÉQUIPE

## SWE 19 - 20 CHN

(7 - 8) (12 - 12)

Referees: (15) KARBAS-CHI M / (16) KOLAHDOUZAN M (IRI)

### CHN - China

Players		Shots								Offence		Defence		Penalties				TP
No.	Name	G/S	%	6m	Wing	9m	7m	FB	BT	AS	TF	ST	BS	YC	2Min	RC	EX	
1	LIU Guini																	0:16
2	WEI Qiuxiang																	
3	LIU Yun	3/5	60	1/2			2/3				2							32:23
7	ZHANG Geng																	1:16
9	WANG Min	2/3	67		2/3					2	2	2		1				60:00
10	WANG Shasha	5/8	63	3/3		1/4			1/1	1	6	1			1			60:00
12	HUANG Hong																	59:44
14	LIU Xiaomei	2/8	25			2/8				3	1			1				60:00
15	SUN Laimiao																	
18	WU Wenjuan	3/7	43	1/1		1/5		1/1		2	4							46:55
19	LI Weiwei	1/8	13			0/6	1/2			1								12:03
21	LI Bing	2/4	50	1/1				1/3		1		1	2					27:31
22	HUANG Dongjie	2/3	67		2/3					2	1			1	2			59:52
23	YAN Meizhu																	
	Bench/Team																	
<b>Totals</b>		20/46	43	6/7	4/6	4/23	3/5	2/4	1/1	12	16	4	2	3	3	0	0	

Goalkeepers		Total Shots		6m Shots		Wing Shots		9m Shots		7m Shots		Fast Breaks		Breakthroughs	
No.	Name	S/S	%	S/S	%	S/S	%	S/S	%	S/S	%	S/S	%	S/S	%
1	LIU Guini														
12	HUANG Hong	14/33	42	1/5	20	3/5	60	7/12	58	0/3	0	1/5	20	2/3	67
<b>Totals</b>		14/33	42	1/5	20	3/5	60	7/12	58	0/3	0	1/5	20	2/3	67

Team Shots	Goals	Saves	Missed	Post	Blocked	Total	%
6m Shots	6	1	0	0	0	7	86
Wing Shots	4	1	0	1	0	6	67
9m Shots	4	5	2	3	9	23	17
7m Shots	3	2	0	0	n/a	5	60
Fast Breaks	2	2	0	0	0	4	50
Breakthroughs	1	0	0	0	0	1	100
<b>Totals</b>	20	11	2	4	9	46	43

Number of Attacks: 56, Scoring Efficiency: 36%



### MATCH TEAM STATISTICS

参赛队技术统计 / STATISTIQUES DU MATCH PAR ÉQUIPE

## SWE 19 - 20 CHN (7 - 8) (12 - 12)

Referees: (15) KARBAS-CHI M / (16) KOLAHDOUZAN M (IRI)

### CHN - China

### Shots Distribution

Players			Goals / Shots			
2 WEI Q	3 LIU Y	7 ZHANG G	9 WANG M	10 WANG S	14 LIU X	15 SUN L
	0/1 1/1 2/2		1/1 0/1			
			1/1	2/2 3/3	1/1 1/2	
				1-Missed 1-Post 1-Blocked	5-Blocked	
18 WU W	19 LI W	21 LI B	22 HUANG D	23 YAN M		
1/1	0/1 0/1		1/1			
1/1 1/1 0/1	0/1 1/2	1/1 0/1	1/1			
2-Post 1-Blocked 1-Missed	2-Blocked		1-Post			

Team	Offence	Defence	Goalkeepers
Goals / Shots			Saves / Shots
0/2 3/3 3/4	1/1 Breakthroughs	1/3 Breakthroughs	3/3 1/4
5/6 3/4 5/9	2/7 1/7 2/3 1/9 2/4 Fast Breaks	2/7 1/1 2/10 2/3 1/2 1/1 3/3 7m 2/3	4/5 0/1
2-Missed 4-Post 9-Blocked			2/9 3/7 1/4
			1 LIU G
			12 HUANG H
			3/3 1/4
			4/5 0/1
			2/9 3/7 1/4

Legend:							
%	Efficiency	2Min	2 Minute Suspensions	6m	6-metre Shots	7m	7-metre Shots
AS	Assists	BS	Blocked Shots	BT	Breakthroughs	EX	Exclusions
G/S	Goals/Shots	n/a	not applicable	RC	Red Cards	S/S	Saves/Shots
TF	Technical Faults	TP	Time Played	Wing	Wing Shots	YC	Yellow Cards
						9m	9-metre Shots
						FB	Fast Breaks
						ST	Steals



## RESULTS

比赛成绩 / RÉSULTATS

### ROU 34 - 36 FRA (13 - 12) (14 - 15) (4 - 4) (3 - 5)

Referees: (17) LICIS R / (18) STOLAROVZ Z (LAT)

#### RUNNING SCORE

##### ROU - FRA

##### ROU - Romania

Players		Shots								Penalties			
No.	Name	G/S	%	6m	Wing	9m	7m	FB	BT	YC	2Min	RC	EX
1	PISLARU Tereza												
2	MAIER Ramona	9/16	56		3/5	0/1	4/6	2/3	0/1				
4	BIRSAN Florina												
5	AMARIEI Carmen	2/7	29	0/1		0/4			2/2	1	2		
7	OLTEANU Adriana												
8	NEAGU Cristina Georgiana	6/14	43			4/11		1/2	1/1		2		
9	BRADEANU Aurelia	1/4	25			1/2		0/1	0/1	1			
10	STANCA Ionela	5/6	83	4/5				1/1					
15	ELISEI Neli	7/10	70		1/3	1/1	4/5		1/1				
16	DINU Luminita										1		
18	MEIROSU Laura	2/4	50	0/1		0/1		1/1	1/1				
19	BESE Valeria	2/4	50			0/2		1/1	1/1	1	2		
25	ANI SENOCICO Mihaela												
99	LECUSANU Narcisa												
	Bench/Team									1	1		
	Totals	34/65	52	4/7	4/8	6/22	8/11	6/9	6/8	4	8	0	0

Goalkeepers		Saves							
No.	Name	S/S	%	6m	Wing	9m	7m	FB	BT
1	PISLARU Tereza	0/2	0					0/2	
16	DINU Luminita	25/59	42	2/9	4/10	12/19	2/5	4/11	1/5
	Totals	25/61	41	2/9	4/10	12/19	2/5	4/13	1/5

##### FRA - France

Players		Shots								Penalties			
No.	Name	G/S	%	6m	Wing	9m	7m	FB	BT	YC	2Min	RC	EX
4	KAMTO NJITAM Nina	3/6	50	2/4		0/1		1/1			1		
5	AYGLON Camille	1/4	25			0/1		0/2	1/1		2		
8	PECQUEUX-ROLLAND Veronique	6/6	100	5/5				1/1		1	1		
9	BAUDOUIN Paule	7/10	70		2/3	1/2	2/3	2/2		1			
10	HERBRECHT Sophie	2/8	25			1/6	0/1		1/1				
11	CANO Stephanie	2/5	40		1/3	0/1		1/1					
12	LEYNAUD Amandine												
13	WENDLING Isabelle												
16	NICOLAS Valerie												
19	VANPARYS-TORRES Christine	1/5	20			0/1	1/2	0/1	0/1				
20	TERVEL Raphaelle	4/6	67		1/2			2/3	1/1		1		
21	TOUNKARA Maakan	2/3	67		1/2			1/1			1		
23	LACRABERE Alexandra	2/3	67		1/1	0/1			1/1				
24	SIGNATE Mariama	6/13	46			5/11		1/1	0/1	1	2		
	Bench/Team									1			
	Totals	36/69	52	7/9	6/11	7/24	3/6	9/13	4/6	4	8	0	0

Goalkeepers		Saves							
No.	Name	S/S	%	6m	Wing	9m	7m	FB	BT
12	LEYNAUD Amandine	6/21	29	1/3	0/1	3/6	0/3	1/4	1/4
16	NICOLAS Valerie	8/27	30	2/4	3/6	2/5	1/6	0/3	0/3
	Totals	14/48	29	3/7	3/7	5/11	1/9	1/7	1/7

1st Half	
0 (1') 1	AYGLON C
1 (2') 1	
1 (4') 2	CANO S
1 (5') 3	HERBRECHT S
1 (6') 4	BAUDOUIN P
1 (7') 5	TERVEL R
2 (8') 5	
3 (11') 5	
4 (13') 5	
4 (13') 6	PECQUEUX-ROLLAND V
4 (15') 7	LACRABERE A
5 (16') 7	
5 (17') 8	KAMTO NJITAM N
5 (18') 9	SIGNATE M
6 (19') 9	
6 (20') 10	LACRABERE A
7 (20') 10	
8 (21') 10	
9 (22') 10	
9 (23') 11	BAUDOUIN P
10 (24') 11	
11 (24') 11	
11 (27') 12	CANO S
12 (28') 12	
13 (29') 12	

2nd Half	
14 (33') 12	
14 (36') 13	SIGNATE M
15 (37') 13	
16 (38') 13	
17 (38') 13	
17 (39') 14	PECQUEUX-ROLLAND V
18 (39') 14	
19 (41') 14	
19 (41') 15	HERBRECHT S
19 (42') 16	KAMTO NJITAM N
20 (43') 16	
20 (44') 17	PECQUEUX-ROLLAND V
21 (46') 17	
22 (46') 17	
22 (47') 18	SIGNATE M
23 (48') 18	
23 (49') 19	BAUDOUIN P
24 (49') 19	
24 (50') 20	TOUNKARA M
24 (51') 21	VANPARYS-TORRES C
25 (52') 21	
25 (52') 22	SIGNATE M
25 (53') 23	SIGNATE M
25 (55') 24	PECQUEUX-ROLLAND V
26 (56') 24	
26 (57') 25	PECQUEUX-ROLLAND V
26 (59') 26	TOUNKARA M
26 (60') 27	TERVEL R
27 (60') 27	

##### 1st Extra Time

27 (61') 28	BAUDOUIN P
28 (62') 28	
29 (63') 28	
30 (65') 28	
31 (66') 28	
31 (67') 29	KAMTO NJITAM N
31 (68') 30	TERVEL R
31 (70') 31	PECQUEUX-ROLLAND V

##### 2nd Extra Time

32 (71') 31	
32 (72') 32	SIGNATE M
32 (75') 33	TERVEL R
32 (76') 34	BAUDOUIN P
33 (78') 34	





**NATIONAL INDOOR STADIUM HANDBALL**  
 国家体育馆 手球 / HANDBALL  
 PALAIS NATIONAL OMNISPORTS

THU 星期四 JEU  
 21 AUG 2008  
 14:15

**WOMEN**  
 女子项目 / FEMMES

**PLACEMENT 5-8 - MATCH 36**  
 5-8名排名赛 - 第36场 / PLACEMENT 5-8 - MATCH 36



**RESULTS**  
 比赛成绩 / RÉSULTATS

33 (79) 35 BAUDOUIN P  
 ELISEI N 34 (80) 35  
 34 (80) 36 BAUDOUIN P

<b>Legend:</b>									
%	Efficiency	<b>2Min</b>	2 Minute Suspensions	<b>6m</b>	6-metre Shots	<b>7m</b>	7-metre Shots	<b>9m</b>	9-metre Shots
<b>BT</b>	Breakthroughs	<b>EX</b>	Exclusions	<b>FB</b>	Fast Breaks	<b>G/S</b>	Goals/Shots	<b>RC</b>	Red Cards
<b>S/S</b>	Saves/Shots	<b>Wing</b>	Wing Shots	<b>YC</b>	Yellow Cards				



## MATCH TEAM STATISTICS

参赛队技术统计 / STATISTIQUES DU MATCH PAR ÉQUIPE

**ROU 34 - 36 FRA**  
 (13 - 12) (14 - 15) (4 - 4) (3 - 5)

Referees: (17) LICIS R / (18) STOLAROVZ Z (LAT)

### ROU - Romania

No.	Name	Shots								Offence		Defence		Penalties			TP	
		G/S	%	6m	Wing	9m	7m	FB	BT	AS	TF	ST	BS	YC	2Min	RC		EX
1	PISLARU Tereza																	2:14
2	MAIER Ramona	9/16	56		3/5	0/1	4/6	2/3	0/1	1	1							80:00
4	BIRSAN Florina																	
5	AMARIEI Carmen	2/7	29	0/1		0/4			2/2	2	2	1		1	2			56:40
7	OLTEANU Adriana																	
8	NEAGU Cristina Georgiana	6/14	43			4/11		1/2	1/1	3	5				2			71:30
9	BRADEANU Aurelia	1/4	25			1/2		0/1	0/1	1	2	2		1				54:27
10	STANCA Ionela	5/6	83	4/5				1/1		5	3	1						54:37
15	ELISEI Neli	7/10	70		1/3	1/1	4/5		1/1	2	2							80:00
16	DINU Luminita									1	1				1			79:17
18	MEIROSU Laura	2/4	50	0/1		0/1		1/1	1/1	3	3	2						24:09
19	BESE Valeria	2/4	50			0/2		1/1	1/1	1	4	1	1	1	2			53:31
25	ANI SENOCICO Mihaela										1							3:35
99	LECUSANU Narcisa																	
	Bench/Team													1	1			
<b>Totals</b>		34/65	52	4/7	4/8	6/22	8/11	6/9	6/8	20	24	7	1	4	8	0	0	

No.	Name	Total Shots		6m Shots		Wing Shots		9m Shots		7m Shots		Fast Breaks		Breakthroughs	
		S/S	%	S/S	%	S/S	%	S/S	%	S/S	%	S/S	%	S/S	%
1	PISLARU Tereza	0/2	0									0/2	0		
16	DINU Luminita	25/59	42	2/9	22	4/10	40	12/19	63	2/5	40	4/11	36	1/5	20
<b>Totals</b>		25/61	41	2/9	22	4/10	40	12/19	63	2/5	40	4/13	31	1/5	20

Team Shots	Goals	Saves	Missed	Post	Blocked	Total	%
6m Shots	4	3	0	0	0	7	57
Wing Shots	4	3	0	1	0	8	50
9m Shots	6	5	1	2	8	22	27
7m Shots	8	1	1	1	n/a	11	73
Fast Breaks	6	1	1	0	1	9	67
Breakthroughs	6	1	1	0	0	8	75
<b>Totals</b>	34	14	4	4	9	65	52

Number of Attacks: 82, Scoring Efficiency: 41%



### MATCH TEAM STATISTICS

参赛队技术统计 / STATISTIQUES DU MATCH PAR ÉQUIPE

**ROU 34 - 36 FRA**  
 (13 - 12) (14 - 15) (4 - 4) (3 - 5)

Referees: (17) LICIS R / (18) STOLAROV S (LAT)

#### ROU - Romania

#### Shots Distribution

Players			Goals / Shots			
<b>2 MAIER R</b>	<b>4 BIRSAN F</b>	<b>5 AMARIEI C</b>	<b>7 OLTEANU A</b>	<b>8 NEAGU CG</b>	<b>9 BRADEANU A</b>	<b>10 STANCA I</b>
1/1		1/2		1/1	1/1	
3/4				2/2	0/1	0/1
3/4	1/3	1/1		1/2	1/1	1/2
2-Missed 1-Post		1-Post 3-Blocked		1-Missed 5-Blocked	1-Missed 1-Blocked	
<b>15 ELISEI N</b>	<b>18 MEIROSU L</b>	<b>19 BESE V</b>	<b>25 ANI SENOCICO M</b>	<b>99 LECUSANU N</b>		
2/2						
2/2		1/2				
		1/1				
	1/1	1/3				
1-Post		1-Post				

#### Team

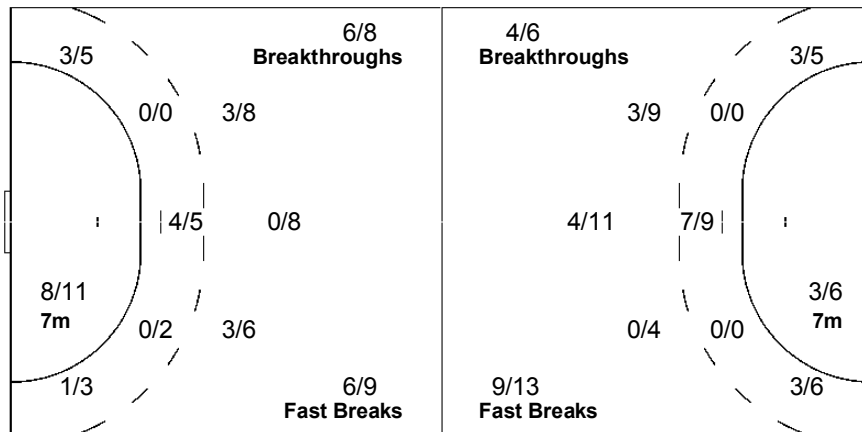
#### Offence

#### Defence

#### Goalkeepers

Goals / Shots

3/3		4/7
5/6	0/1	5/7
7/9	5/7	5/8
4-Missed 4-Post 9-Blocked		



Saves / Shots

2/4	1/2	3/8
3/3		2/5
2/13	1/1	11/25

1 PISLARU T		
0/1		0/1

16 DINU L		
2/4	1/2	3/8
3/3		2/5
2/12	1/1	11/24



### MATCH TEAM STATISTICS

参赛队技术统计 / STATISTIQUES DU MATCH PAR ÉQUIPE

## ROU 34 - 36 FRA

(13 - 12) (14 - 15) (4 - 4) (3 - 5)

Referees: (17) LICIS R / (18) STOLAROV S (LAT)

### FRA - France

No.	Name	Shots								Offence		Defence		Penalties			TP	
		G/S	%	6m	Wing	9m	7m	FB	BT	AS	TF	ST	BS	YC	2Min	RC		EX
4	KAMTO NJITAM Nina	3/6	50	2/4		0/1		1/1		1	2							43:06
5	AYGLON Camille	1/4	25			0/1		0/2	1/1	6	1	1	1			2		54:24
8	PECQUEUX-ROLLAND Veronique	6/6	100	5/5				1/1				1		1	1			46:39
9	BAUDOUIN Paule	7/10	70		2/3	1/2	2/3	2/2			1			1				50:47
10	HERBRECHT Sophie	2/8	25			1/6	0/1		1/1	1	3							35:21
11	CANO Stephanie	2/5	40		1/3	0/1		1/1			3							40:15
12	LEYNAUD Amandine										1							38:47
13	WENDLING Isabelle										1		1					21:22
16	NICOLAS Valerie																	41:13
19	VANPARYS-TORRES Christine	1/5	20			0/1	1/2	0/1	0/1									10:34
20	TERVEL Raphaelle	4/6	67		1/2			2/3	1/1	1	2	4	3			1		60:53
21	TOUNKARA Maakan	2/3	67		1/2			1/1		2						1		38:07
23	LACRABERE Alexandra	2/3	67		1/1	0/1			1/1	2	1							12:25
24	SIGNATE Mariama	6/13	46			5/11		1/1	0/1	5	4		4	1	2			66:07
	Bench/Team													1				
<b>Totals</b>		36/69	52	7/9	6/11	7/24	3/6	9/13	4/6	18	19	6	9	4	8	0	0	

No.	Name	Total Shots		6m Shots		Wing Shots		9m Shots		7m Shots		Fast Breaks		Breakthroughs	
		S/S	%	S/S	%	S/S	%	S/S	%	S/S	%	S/S	%	S/S	%
12	LEYNAUD Amandine	6/21	29	1/3	33	0/1	0	3/6	50	0/3	0	1/4	25	1/4	25
16	NICOLAS Valerie	8/27	30	2/4	50	3/6	50	2/5	40	1/6	17	0/3	0	0/3	0
<b>Totals</b>		14/48	29	3/7	43	3/7	43	5/11	45	1/9	11	1/7	14	1/7	14

Team Shots	Goals	Saves	Missed	Post	Blocked	Total	%
6m Shots	7	2	0	0	0	9	78
Wing Shots	6	4	0	1	0	11	55
9m Shots	7	12	0	3	2	24	29
7m Shots	3	2	1	0	n/a	6	50
Fast Breaks	9	4	0	0	0	13	69
Breakthroughs	4	1	0	1	0	6	67
<b>Totals</b>	36	25	1	5	2	69	52

Number of Attacks: 82, Scoring Efficiency: 44%



### MATCH TEAM STATISTICS

参赛队技术统计 / STATISTIQUES DU MATCH PAR ÉQUIPE

**ROU 34 - 36 FRA**  
 (13 - 12) (14 - 15) (4 - 4) (3 - 5)

Referees: (17) LICIS R / (18) STOLAROV S (LAT)

#### FRA - France

#### Shots Distribution

Players			Goals / Shots			
4 KAMTO NJITAM N	5 AYGLON C	8 PECQUEUX-ROLLAND V	9 BAUDOIN P	10 HERBRECHT S	11 CANO S	13 WENDLING I
1/1	0/1 0/1 1/1	1/1	1/1	0/1		
	0/1		0/1			1/1
1/1			2/2	3/5	2/4 0/1	1/4
1-Blocked				1-Post		
19 VANPARYS-TORRES C	20 TERVEL R	21 TOUNKARA M	23 LACRABERE A	24 SIGNATE M		
		1/1		1/1		
		0/1		0/1		
1/1	1/1	2/3	1/1	2/2	3/3	2/5
1-Missed 1-Post	1-Post		1-Blocked	2-Post		

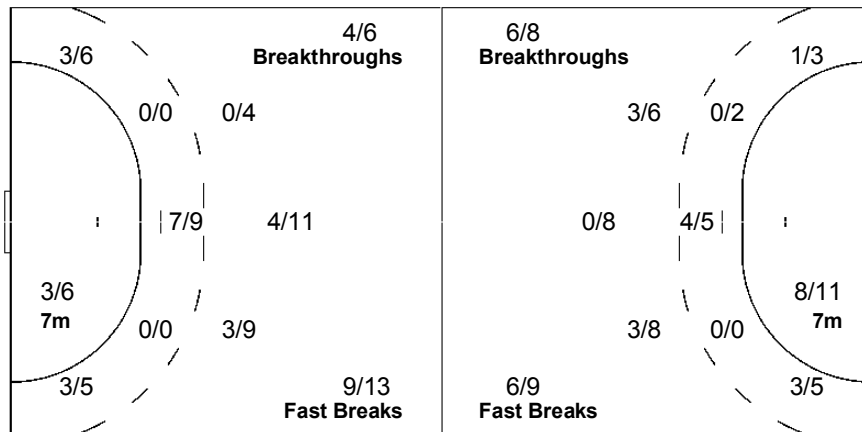
#### Team

Goals / Shots

2/4	1/2	5/8
0/3		3/5
11/13	0/1	14/25

1-Missed 5-Post 2-Blocked

#### Offence



#### Defence

#### Goalkeepers

Saves / Shots

0/3		3/7
1/6	1/1	2/7
2/9	2/7	3/8

12 LEYNAUD A		
0/1		1/3
0/2	1/1	0/4
2/4	0/2	2/4

16 NICOLAS V		
0/2		2/4
1/4		2/3
0/5	2/5	1/4

Legend:							
%	Efficiency	2Min	2 Minute Suspensions	6m	6-metre Shots	7m	7-metre Shots
AS	Assists	BS	Blocked Shots	BT	Breakthroughs	EX	Exclusions
G/S	Goals/Shots	n/a	not applicable	RC	Red Cards	S/S	Saves/Shots
TF	Technical Faults	TP	Time Played	Wing	Wing Shots	YC	Yellow Cards
						9m	9-metre Shots
						FB	Fast Breaks
						ST	Steals



**RESULTS**  
 比赛成绩 / RÉSULTATS  
**NOR 29 - 28 KOR**  
 (14 - 15) (15 - 13)

Referees: (9) BRETO V / (10) HUELIN J (ESP)

**NOR - Norway**

Players		Shots								Penalties			
No.	Name	G/S	%	6m	Wing	9m	7m	FB	BT	YC	2Min	RC	EX
1	GRIMSBOE Kari Aalvik												
3	NYBERG Katja	0/1	0					0/1					
4	AAMODT Ragnhild	4/6	67		2/3			2/3					
5	SNORROEGGEN Goeril	0/1	0					0/1			1		
6	LYBEKK Else Marthe Soerlie	4/7	57	4/5				0/2					
7	NOESTVOLD Tonje	2/4	50			0/1	2/3						
8	BREIVANG Karoline Dyhre	1/3	33	1/2		0/1							
9	LUNDE Kristine	0/2	0	0/1		0/1							
10	HAMMERSENG Gro	6/8	75			0/1	0/1	3/3	3/3	1	1		
11	JOHANSEN Kari Mette	6/7	86	1/1	2/3	1/1		2/2					
13	FRAFJORD Marit Malm	1/1	100	1/1									
14	LARSEN Tonje	2/5	40	1/1		0/3		1/1		1	1		
16	HARALDSEN Katrine Lunde												
18	RIEGELHUTH Linn-Kristin	3/4	75	1/1	0/1		1/1	1/1					
	Bench/Team												
	<b>Totals</b>	<b>29/49</b>	<b>59</b>	<b>9/12</b>	<b>4/7</b>	<b>1/8</b>	<b>3/5</b>	<b>9/14</b>	<b>3/3</b>	<b>2</b>	<b>3</b>	<b>0</b>	<b>0</b>

Goalkeepers		Saves							
No.	Name	S/S	%	6m	Wing	9m	7m	FB	BT
1	GRIMSBOE Kari Aalvik								
16	HARALDSEN Katrine Lunde	21/49	43	1/8	4/9	14/23	1/3	0/3	1/3
	<b>Totals</b>	<b>21/49</b>	<b>43</b>	<b>1/8</b>	<b>4/9</b>	<b>14/23</b>	<b>1/3</b>	<b>0/3</b>	<b>1/3</b>

**KOR - Korea**

Players		Shots								Penalties			
No.	Name	G/S	%	6m	Wing	9m	7m	FB	BT	YC	2Min	RC	EX
1	OH Yongran	0/1	0					0/1					
3	KIM Ona	0/1	0					0/1					
4	HUH Soonyoung	4/5	80	3/4				1/1		1	1		
6	SONG Hairim												
7	KIM Namsun												
9	KIM Chayoun												
10	OH Seongok	5/11	45	1/1		4/10				1			
11	HONG Jeongho	5/13	38			1/8	2/3		2/2				
13	PARK Chunghee	2/4	50		2/4								
16	LEE Minhee												
17	AN Junghwa	3/5	60		3/5								
18	BAE Minhee												
19	CHOI Imjeong	0/2	0			0/2				1			
20	MOON Pilhee	9/15	60	3/3		4/8		2/2	0/2		1		
	Bench/Team												
	<b>Totals</b>	<b>28/57</b>	<b>49</b>	<b>7/8</b>	<b>5/9</b>	<b>9/28</b>	<b>2/3</b>	<b>3/5</b>	<b>2/4</b>	<b>3</b>	<b>2</b>	<b>0</b>	<b>0</b>

Goalkeepers		Saves							
No.	Name	S/S	%	6m	Wing	9m	7m	FB	BT
1	OH Yongran	13/37	35	2/9	2/5	5/5	1/3	3/12	0/3
16	LEE Minhee	3/8	38	1/3	1/2	0/1	0/1	1/1	
	<b>Totals</b>	<b>16/45</b>	<b>36</b>	<b>3/12</b>	<b>3/7</b>	<b>5/6</b>	<b>1/4</b>	<b>4/13</b>	<b>0/3</b>

**RUNNING SCORE**

**NOR - KOR**

		1st Half		
		0 (2)	1	
AAMODT R		1 (3)	1	
AAMODT R		1 (4)	2	MOON P
AAMODT R		2 (5)	2	
LYBEKK EMS		3 (6)	2	
LYBEKK EMS		3 (6)	3	OH S
JOHANSEN KM		4 (7)	3	
NOESTVOLD T		5 (8)	3	
NOESTVOLD T		5 (11)	4	MOON P
JOHANSEN KM		6 (12)	4	
JOHANSEN KM		6 (12)	5	HONG J
JOHANSEN KM		6 (14)	6	OH S
HAMMERSENG G		7 (15)	6	
HAMMERSENG G		7 (15)	7	MOON P
HAMMERSENG G		8 (16)	7	
HAMMERSENG G		8 (18)	8	PARK C
HAMMERSENG G		8 (20)	9	MOON P
HAMMERSENG G		8 (20)	10	OH S
HAMMERSENG G		8 (21)	11	AN J
HAMMERSENG G		8 (23)	12	OH S
RIEGELHUTH L		9 (24)	12	
RIEGELHUTH L		9 (25)	13	MOON P
BREIVANG KD		10 (25)	13	
FRAFJORD MM		11 (26)	13	
JOHANSEN KM		12 (27)	13	
JOHANSEN KM		12 (28)	14	MOON P
LARSEN T		13 (28)	14	
LARSEN T		13 (29)	15	OH S
LYBEKK EMS		14 (30)	15	

**2nd Half**

JOHANSEN KM		15 (33)	15	
HAMMERSENG G		16 (33)	15	
HAMMERSENG G		17 (35)	15	
HAMMERSENG G		17 (35)	16	HUH S
LYBEKK EMS		18 (38)	16	
LARSEN T		19 (39)	16	
LARSEN T		19 (40)	17	HONG J
NOESTVOLD T		20 (41)	17	
NOESTVOLD T		20 (42)	18	HUH S
AAMODT R		21 (43)	18	
JOHANSEN KM		22 (44)	18	
JOHANSEN KM		22 (45)	19	HONG J
RIEGELHUTH L		23 (46)	19	
RIEGELHUTH L		23 (46)	20	HONG J
AAMODT R		24 (47)	20	
AAMODT R		24 (48)	21	HONG J
AAMODT R		24 (49)	22	PARK C
RIEGELHUTH L		25 (50)	22	
RIEGELHUTH L		25 (50)	23	MOON P
LYBEKK EMS		26 (53)	23	
JOHANSEN KM		27 (53)	23	
JOHANSEN KM		27 (55)	24	AN J
JOHANSEN KM		27 (57)	25	MOON P
HAMMERSENG G		28 (58)	25	
HAMMERSENG G		28 (60)	26	AN J
HAMMERSENG G		28 (60)	27	HUH S
HAMMERSENG G		28 (60)	28	MOON P
HAMMERSENG G		29 (60)	28	

**Legend:**

%	Efficiency	2Min	2 Minute Suspensions	6m	6-metre Shots	7m	7-metre Shots	9m	9-metre Shots
BT	Breakthroughs	EX	Exclusions	FB	Fast Breaks	G/S	Goals/Shots	RC	Red Cards
S/S	Saves/Shots	Wing	Wing Shots	YC	Yellow Cards				



## MATCH TEAM STATISTICS

参赛队技术统计 / STATISTIQUES DU MATCH PAR ÉQUIPE

**NOR 29 - 28 KOR**

(14 - 15) (15 - 13)

Referees: (9) BRETO V / (10) HUELIN J (ESP)

### NOR - Norway

No.	Name	Shots								Offence		Defence		Penalties			TP	
		G/S	%	6m	Wing	9m	7m	FB	BT	AS	TF	ST	BS	YC	2Min	RC		EX
1	GRIMSBOE Kari Aalvik																	
3	NYBERG Katja	0/1	0					0/1		3	3	2						25:09
4	AAMODT Ragnhild	4/6	67		2/3			2/3			1							52:32
5	SNORROEGGEN Goeril	0/1	0					0/1			1			1				8:25
6	LYBEKK Else Marthe Soerlie	4/7	57	4/5				0/2		4	2							49:55
7	NOESTVOLD Tonje	2/4	50			0/1	2/3				2							3:21
8	BREIVANG Karoline Dyhre	1/3	33	1/2		0/1				2	2							35:58
9	LUNDE Kristine	0/2	0	0/1		0/1												2:07
10	HAMMERSENG Gro	6/8	75			0/1	0/1	3/3	3/3	5	3			1	1			56:28
11	JOHANSEN Kari Mette	6/7	86	1/1	2/3	1/1		2/2			1	1						59:38
13	FRAFJORD Marit Malm	1/1	100	1/1							1							8:04
14	LARSEN Tonje	2/5	40	1/1		0/3		1/1		3	4		4	1	1			45:56
16	HARALDSEN Katrine Lunde										1	1						59:05
18	RIEGELHUTH Linn-Kristin	3/4	75	1/1	0/1		1/1	1/1		3	2	1						13:22
	Bench/Team																	
<b>Totals</b>		29/49	59	9/12	4/7	1/8	3/5	9/14	3/3	20	23	5	4	2	3	0	0	

No.	Name	Total Shots		6m Shots		Wing Shots		9m Shots		7m Shots		Fast Breaks		Breakthroughs	
		S/S	%	S/S	%	S/S	%	S/S	%	S/S	%	S/S	%	S/S	%
1	GRIMSBOE Kari Aalvik														
16	HARALDSEN Katrine Lunde	21/49	43	1/8	13	4/9	44	14/23	61	1/3	33	0/3	0	1/3	33
<b>Totals</b>		21/49	43	1/8	13	4/9	44	14/23	61	1/3	33	0/3	0	1/3	33

Team Shots	Goals	Saves	Missed	Post	Blocked	Total	%
6m Shots	9	3	0	0	0	12	75
Wing Shots	4	3	0	0	0	7	57
9m Shots	1	5	2	0	0	8	13
7m Shots	3	1	1	0	n/a	5	60
Fast Breaks	9	4	0	1	0	14	64
Breakthroughs	3	0	0	0	0	3	100
<b>Totals</b>	29	16	3	1	0	49	59

Number of Attacks: 68, Scoring Efficiency: 43%



**MATCH TEAM STATISTICS**  
 参赛队技术统计 / STATISTIQUES DU MATCH PAR ÉQUIPE

**NOR 29 - 28 KOR**  
 (14 - 15) (15 - 13)

Referees: (9) BRETO V / (10) HUELIN J (ESP)

**NOR - Norway**

**Shots Distribution**

Players			Goals / Shots			
3 NYBERG K	4 AAMODT R	5 SNORROEGGEN G	6 LYBEKK EMS	7 NOESTVOLD T	8 BREIVANG KD	9 LUNDE K
0/1	2/2 0/1		2/3		1/1	
	1/1		0/2	1/1	0/1	
		0/1	2/2	1/1	0/1	0/1
	1-Post			2-Missed		
10 HAMMERSENG G	11 JOHANSEN KM	13 FRAFJORD MM	14 LARSEN T	18 RIEGELHUTH L		
	3/3		0/1	1/1		
1/1	1/2 2/2		1/1 1/1		0/1	
1/2 3/3 1/2		1/1	0/1	1/1 1/1		
			1-Missed			

**Team**

**Offence**

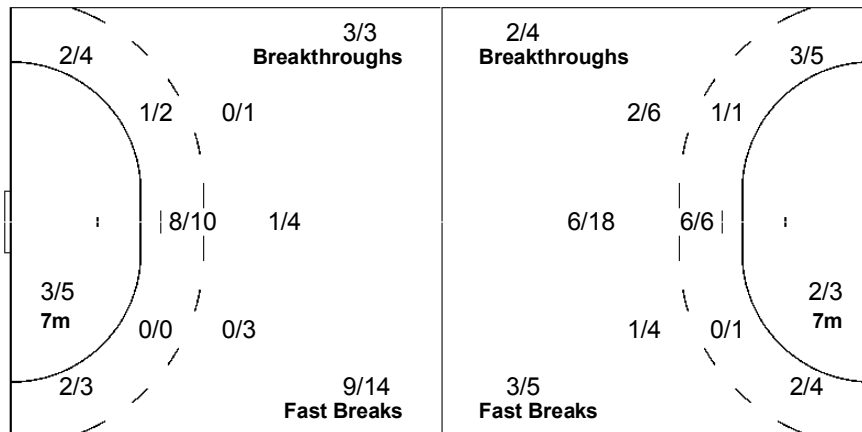
**Defence**

**Goalkeepers**

Goals / Shots

3/5	3/3	3/5
4/8		4/5
4/6	3/5	5/8

3-Missed 1-Post



Saves / Shots

1/3	2/6	2/6
1/4	5/5	3/4
1/10	2/2	4/9

1 GRIMSBOE KA		

16 HARALDSEN KL		
1/3	2/6	2/6
1/4	5/5	3/4
1/10	2/2	4/9





### MATCH TEAM STATISTICS

参赛队技术统计 / STATISTIQUES DU MATCH PAR ÉQUIPE

## NOR 29 - 28 KOR

(14 - 15) (15 - 13)

Referees: (9) BRETO V / (10) HUELIN J (ESP)

### KOR - Korea

No.	Name	Shots								Offence		Defence		Penalties				TP
		G/S	%	6m	Wing	9m	7m	FB	BT	AS	TF	ST	BS	YC	2Min	RC	EX	
1	OH Yongran	0/1	0					0/1										50:41
3	KIM Ona	0/1	0					0/1										3:01
4	HUH Soonyoung	4/5	80	3/4				1/1		1				1	1			60:00
6	SONG Hairim																	
7	KIM Namsun																	
9	KIM Chayoun																	9:37
10	OH Seongok	5/11	45	1/1		4/10				7	6	1		1				55:15
11	HONG Jeongho	5/13	38			1/8	2/3		2/2	3	2							41:11
13	PARK Chunghee	2/4	50		2/4					1		1						60:00
16	LEE Minhee																	9:19
17	AN Junghwa	3/5	60		3/5					1	2	1						60:00
18	BAE Minhee																	
19	CHOI Imjeong	0/2	0			0/2					1			1				11:21
20	MOON Pilhee	9/15	60	3/3		4/8		2/2	0/2	1	3				1			59:35
	Bench/Team																	
<b>Totals</b>		28/57	49	7/8	5/9	9/28	2/3	3/5	2/4	14	14	3	0	3	2	0	0	

No.	Name	Total Shots		6m Shots		Wing Shots		9m Shots		7m Shots		Fast Breaks		Breakthroughs	
		S/S	%	S/S	%	S/S	%	S/S	%	S/S	%	S/S	%	S/S	%
1	OH Yongran	13/37	35	2/9	22	2/5	40	5/5	100	1/3	33	3/12	25	0/3	0
16	LEE Minhee	3/8	38	1/3	33	1/2	50	0/1	0	0/1	0	1/1	100		
<b>Totals</b>		16/45	36	3/12	25	3/7	43	5/6	83	1/4	25	4/13	31	0/3	0

Team Shots	Goals	Saves	Missed	Post	Blocked	Total	%
6m Shots	7	1	0	0	0	8	88
Wing Shots	5	4	0	0	0	9	56
9m Shots	9	14	1	1	3	28	32
7m Shots	2	1	0	0	n/a	3	67
Fast Breaks	3	0	1	0	1	5	60
Breakthroughs	2	1	1	0	0	4	50
<b>Totals</b>	28	21	3	1	4	57	49

Number of Attacks: 67, Scoring Efficiency: 42%



**MATCH TEAM STATISTICS**

参赛队技术统计 / STATISTIQUES DU MATCH PAR ÉQUIPE

**NOR 29 - 28 KOR**  
 (14 - 15) (15 - 13)

Referees: (9) BRETO V / (10) HUELIN J (ESP)

**KOR - Korea**

**Shots Distribution**

Players			Goals / Shots			
3 KIM O	4 HUH S	6 SONG H	7 KIM N	9 KIM C	10 OH S	11 HONG J
	2/3				1/2 2/4	1/2
					0/1 0/1	0/3 1/1
	2/2				1/1 1/1	1/1 2/4
1-Blocked					1-Missed	2-Blocked
13 PARK C	17 AN J	18 BAE M	19 CHOI I	20 MOON P		
1/1 1/1						
0/1 0/1	0/1 0/1			3/3		
	1/1		0/1	4/5 0/2 2/3		
			1-Blocked 1-Missed 1-Post			

Team	Offence	Defence	Goalkeepers
Goals / Shots			Saves / Shots
2/3 4/6 4/6	2/4 Breakthroughs	3/3 Breakthroughs	2/5 0/3 2/5
3/4 0/5 1/4	0/1 1/4	0/3 0/0	4/8 1/5
9/10 0/2 5/9	6/6 6/18	1/4 8/10	2/6 2/5 3/8
3-Missed 1-Post 4-Blocked	2/3 7m 1/1 2/6	0/1 1/2	1 OH Y
	3/5 Fast Breaks	3/5 7m	1/3 0/1 0/2
		9/14 Fast Breaks	4/8 1/5
			2/6 2/5 3/7
			16 LEE M
			1/2 0/2 2/3
			0/1

Legend:							
%	Efficiency	2Min	2 Minute Suspensions	6m	6-metre Shots	7m	7-metre Shots
AS	Assists	BS	Blocked Shots	BT	Breakthroughs	EX	Exclusions
G/S	Goals/Shots	n/a	not applicable	RC	Red Cards	S/S	Saves/Shots
TF	Technical Faults	TP	Time Played	Wing	Wing Shots	YC	Yellow Cards
						9m	9-metre Shots
						FB	Fast Breaks
						ST	Steals





**RESULTS**  
 比赛成绩 / RÉSULTATS  
**HUN 20 - 22 RUS**  
 (9 - 14) (11 - 8)

Referees: (19) BAUM M / (20) GORALCZYK M (POL)

**HUN - Hungary**

No.	Name	Shots								Penalties			
		G/S	%	6m	Wing	9m	7m	FB	BT	YC	2Min	RC	EX
2	FERLING Bernadett	3/4	75	1/1		2/3					1		
6	VERTEN Orsolya	0/1	0		0/1								
10	PIGNICZKI Krisztina	2/3	67	0/1	1/1			1/1			1		
12	HERR Orsolya												
13	GORBICZ Anita	3/13	23	1/2	0/1	0/5	2/5						
16	PALINGER Katalin												
17	TOTH Timea	5/12	42			1/7	4/5				1		
18	SZAMORANSKY Piroska	3/5	60	1/2				2/3		1			
22	BODI Bernadett												
23	SZUCS Gabriella	0/1	0					0/1		1	1		
26	BORBAS Rita												
31	HORNYAK Agnes											1	
83	KOVACSICZ Monika	4/5	80		4/5								
87	TOMORI Zsuzsanna	0/6	0	0/2		0/3		0/1		1	1		
Bench/Team										1			
Totals		20/50	40	3/8	5/8	3/18	6/10	3/6	0/0	4	6	0	0

Goalkeepers		Saves							
No.	Name	S/S	%	6m	Wing	9m	7m	FB	BT
12	HERR Orsolya	1/1	100				1/1		
16	PALINGER Katalin	15/37	41	3/7	0/2	9/15	1/5	1/5	1/3
Totals		16/38	42	3/7	0/2	9/15	2/6	1/5	1/3

**RUS - Russian Fed.**

No.	Name	Shots								Penalties			
		G/S	%	6m	Wing	9m	7m	FB	BT	YC	2Min	RC	EX
1	SUSLINA Inna												
3	POLTORATSKAYA Irina	6/10	60	2/2		0/3	3/4		1/1				
4	ROMENSKAYA Oxana	0/1	0	0/1									
5	POSTNOVA Liudmila	2/7	29			2/7				1	3	1	
6	KAREEVA Anna												
8	ANDRYUSHINA Ekaterina	0/3	0	0/1		0/1			0/1				
9	USKOVA Yana	2/2	100		1/1			1/1					
10	POLENOVA Elena	0/3	0			0/1	0/2			1	1		
11	TUREY Emiliya	3/5	60		0/1		1/1	1/2	1/1				
15	SHIPILOVA Natalia	0/1	0	0/1									
16	SIDOROVA Maria												
17	MARENNIKOVA Ekaterina	2/3	67	1/2	1/1						1		
19	DMITRIEVA Elena										1		
24	BLIZNOVA Irina	7/13	54	1/1		4/8	0/2	2/2		1	1		
Bench/Team													
Totals		22/48	46	4/8	2/3	6/20	4/9	4/5	2/3	3	7	1	0

Goalkeepers		Saves							
No.	Name	S/S	%	6m	Wing	9m	7m	FB	BT
1	SUSLINA Inna	16/33	48	5/8	2/6	7/10	1/5	1/4	
16	SIDOROVA Maria	1/4	25		0/1		1/3		
Totals		17/37	46	5/8	2/7	7/10	2/8	1/4	0/0

**RUNNING SCORE**

**HUN - RUS**

**1st Half**

GORBICZ A	1 (3') 0	
	1 (5') 1	POLTORATSKAYA I
GORBICZ A	2 (5') 1	
	2 (8') 2	BLIZNOVA I
	2 (7') 3	USKOVA Y
	2 (8') 4	BLIZNOVA I
	2 (9') 5	BLIZNOVA I
FERLING B	3 (9') 5	
	3 (10') 6	BLIZNOVA I
	3 (16') 7	MARENNIKOVA E
TOTH T	4 (16') 7	
	4 (17') 8	MARENNIKOVA E
FERLING B	5 (18') 8	
KOVACSICZ M	6 (20') 8	
	6 (20') 9	BLIZNOVA I
	6 (21') 10	BLIZNOVA I
	6 (23') 11	POLTORATSKAYA I
	6 (24') 12	POSTNOVA L
	6 (25') 13	POLTORATSKAYA I
GORBICZ A	7 (27') 13	
	7 (27') 14	TUREY E
SZAMORANSKY P	8 (28') 14	
KOVACSICZ M	9 (29') 14	

**2nd Half**

PIGNICZKI K	10 (32') 14	
	10 (37') 15	TUREY E
	10 (38') 16	USKOVA Y
TOTH T	11 (39') 16	
KOVACSICZ M	12 (40') 16	
	12 (41') 17	POLTORATSKAYA I
SZAMORANSKY P	13 (41') 17	
	13 (42') 18	BLIZNOVA I
SZAMORANSKY P	14 (44') 18	
TOTH T	15 (50') 18	
	15 (51') 19	POSTNOVA L
	15 (52') 20	TUREY E
TOTH T	16 (53') 20	
PIGNICZKI K	17 (54') 20	
	17 (55') 21	POLTORATSKAYA I
FERLING B	18 (58') 21	
TOTH T	19 (59') 21	
	19 (60') 22	POLTORATSKAYA I
KOVACSICZ M	20 (60') 22	

Legend:									
%	Efficiency	2Min	2 Minute Suspensions	6m	6-metre Shots	7m	7-metre Shots	9m	9-metre Shots
BT	Breakthroughs	EX	Exclusions	FB	Fast Breaks	G/S	Goals/Shots	RC	Red Cards
S/S	Saves/Shots	Wing	Wing Shots	YC	Yellow Cards				



## MATCH TEAM STATISTICS

参赛队技术统计 / STATISTIQUES DU MATCH PAR ÉQUIPE

### HUN 20 - 22 RUS

(9 - 14) (11 - 8)

Referees: (19) BAUM M / (20) GORALCZYK M (POL)

#### HUN - Hungary

No.	Name	Shots								Offence		Defence		Penalties			TP	
		G/S	%	6m	Wing	9m	7m	FB	BT	AS	TF	ST	BS	YC	2Min	RC		EX
2	FERLING Bernadett	3/4	75	1/1		2/3				1	1				1			17:57
6	VERTEN Orsolya	0/1	0		0/1													16:04
10	PIGNICZKI Krisztina	2/3	67	0/1	1/1			1/1			1				1			42:55
12	HERR Orsolya																	0:17
13	GORBICZ Anita	3/13	23	1/2	0/1	0/5	2/5			5	2							60:00
16	PALINGER Katalin										2							59:43
17	TOTH Tímea	5/12	42			1/7	4/5			1	2	1	1		1			27:18
18	SZAMORANSKY Piroska	3/5	60	1/2				2/3		3	2	1		1				46:54
22	BODI Bernadett										1							2:34
23	SZUCS Gabriella	0/1	0					0/1						1	1			18:21
26	BORBAS Rita																	
31	HORNYAK Agnes									2	1				1			24:04
83	KOVACSICZ Monika	4/5	80		4/5					2		1						58:56
87	TOMORI Zsuzsanna	0/6	0	0/2		0/3		0/1		1	2		3	1	1			44:57
	Bench/Team													1				
<b>Totals</b>		20/50	40	3/8	5/8	3/18	6/10	3/6	0/0	15	14	3	4	4	6	0	0	

No.	Name	Total Shots		6m Shots		Wing Shots		9m Shots		7m Shots		Fast Breaks		Breakthroughs	
		S/S	%	S/S	%	S/S	%	S/S	%	S/S	%	S/S	%	S/S	%
12	HERR Orsolya	1/1	100							1/1	100				
16	PALINGER Katalin	15/37	41	3/7	43	0/2	0	9/15	60	1/5	20	1/5	20	1/3	33
<b>Totals</b>		16/38	42	3/7	43	0/2	0	9/15	60	2/6	33	1/5	20	1/3	33

Team Shots	Goals	Saves	Missed	Post	Blocked	Total	%
6m Shots	3	5	0	0	0	8	38
Wing Shots	5	2	0	1	0	8	63
9m Shots	3	7	0	1	7	18	17
7m Shots	6	2	1	0	n/a	10	60
Fast Breaks	3	1	0	2	0	6	50
Breakthroughs							
<b>Totals</b>	20	17	1	4	7	50	40

Number of Attacks: 56, Scoring Efficiency: 36%



**MATCH TEAM STATISTICS**  
 参赛队技术统计 / STATISTIQUES DU MATCH PAR ÉQUIPE

**HUN 20 - 22 RUS**  
 (9 - 14) (11 - 8)

Referees: (19) BAUM M / (20) GORALCZYK M (POL)

**HUN - Hungary**

**Shots Distribution**

Players			Goals / Shots			
2 FERLING B	6 VERTEN O	10 PIGNICZKI K	13 GORBICZ A	17 TOTH T	18 SZAMORANSKY P	22 BODI B
1/1	0/1	1/1	0/1	1/1	3/3	0/1
1/1	0/1	0/1	1/1	1/2	0/1	
1/1			1/1	0/2		
			1/1	0/2	1/3	
			1-Missed	3-Blocked	1-Post	3-Blocked
					1-Post	
23 SZUCS G	26 BORBAS R	31 HORNYAK A	83 KOVACSICZ M	87 TOMORI Z		
			1/1			
	0/1		2/2	0/1	0/2	
			1/1	0/1		
			1-Post	1-Post	1-Blocked	

Team	Offence	Defence	Goalkeepers
Goals / Shots			Saves / Shots
5/5	0/0	2/3	2/7
0/1	Breakthroughs	Breakthroughs	0/2
1/1	4/5	1/2	2/2
4/8	2/3	1/6	3/6
0/1	1/2	2/2	2/3
1/6	1/4	3/8	5/9
4/5	1/12	2/4	1/3
1/3	1/4	2/6	1/6
1-Missed	6/10	0/2	
4-Post	7m	4/9	12 HERR O
7-Blocked	0/1	7m	1/1
	1/3	1/1	
	3/6		16 PALINGER K
	Fast Breaks		2/7
			0/2
			2/2
			2/5
			2/3
			5/9
			1/3
			1/6



## MATCH TEAM STATISTICS

参赛队技术统计 / STATISTIQUES DU MATCH PAR ÉQUIPE

### HUN 20 - 22 RUS

(9 - 14) (11 - 8)

Referees: (19) BAUM M / (20) GORALCZYK M (POL)

#### RUS - Russian Fed.

Players		Shots								Offence		Defence		Penalties				TP
No.	Name	G/S	%	6m	Wing	9m	7m	FB	BT	AS	TF	ST	BS	YC	2Min	RC	EX	
1	SUSLINA Inna											1						56:27
3	POLTORATSKAYA Irina	6/10	60	2/2		0/3	3/4		1/1			1						26:08
4	ROMENSKAYA Oxana	0/1	0	0/1							1		1					24:30
5	POSTNOVA Liudmila	2/7	29			2/7				2	3		2	1	3	1		47:06
6	KAREEVA Anna																	
8	ANDRYUSHINA Ekaterina	0/3	0	0/1		0/1			0/1	2	2							30:17
9	USKOVA Yana	2/2	100		1/1			1/1			4							34:00
10	POLENOVA Elena	0/3	0			0/1	0/2			2	1		3	1	1			16:01
11	TUREY Emiliya	3/5	60		0/1		1/1	1/2	1/1		2	2						46:55
15	SHIPILOVA Natalia	0/1	0	0/1						2			1					47:07
16	SIDOROVA Maria																	3:33
17	MARENNIKOVA Ekaterina	2/3	67	1/2	1/1						1					1		24:53
19	DMITRIEVA Elena									1						1		25:05
24	BLIZNOVA Irina	7/13	54	1/1		4/8	0/2	2/2			3			1	1			37:58
	Bench/Team										1							
<b>Totals</b>		22/48	46	4/8	2/3	6/20	4/9	4/5	2/3	9	18	4	7	3	7	1	0	

Goalkeepers		Total Shots		6m Shots		Wing Shots		9m Shots		7m Shots		Fast Breaks		Breakthroughs	
No.	Name	S/S	%	S/S	%	S/S	%	S/S	%	S/S	%	S/S	%	S/S	%
1	SUSLINA Inna	16/33	48	5/8	63	2/6	33	7/10	70	1/5	20	1/4	25		
16	SIDOROVA Maria	1/4	25			0/1	0			1/3	33				
<b>Totals</b>		17/37	46	5/8	63	2/7	29	7/10	70	2/8	25	1/4	25	0/0	0

Team Shots	Goals	Saves	Missed	Post	Blocked	Total	%
6m Shots	4	3	0	1	0	8	50
Wing Shots	2	0	0	1	0	3	67
9m Shots	6	9	0	1	4	20	30
7m Shots	4	2	0	2	n/a	9	44
Fast Breaks	4	1	0	0	0	5	80
Breakthroughs	2	1	0	0	0	3	67
<b>Totals</b>	22	16	0	5	4	48	46

Number of Attacks: 56, Scoring Efficiency: 39%



**MATCH TEAM STATISTICS**

参赛队技术统计 / STATISTIQUES DU MATCH PAR ÉQUIPE

**HUN 20 - 22 RUS**

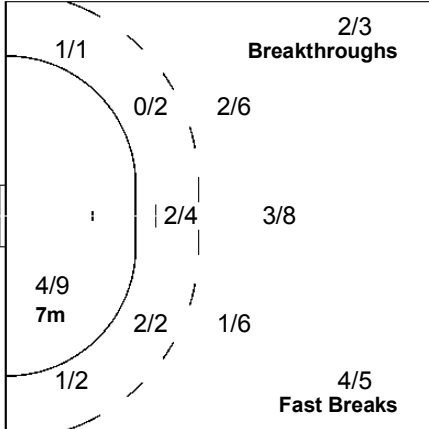
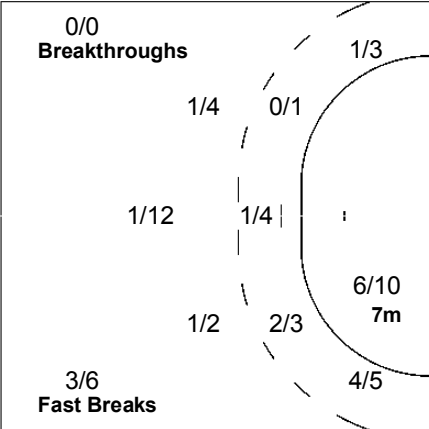
(9 - 14) (11 - 8)

Referees: (19) BAUM M / (20) GORALCZYK M (POL)

**RUS - Russian Fed.**

**Shots Distribution**

Players			Goals / Shots			
3 POLTORATSKAYA I	4 ROMENSKAYA O	5 POSTNOVA L	6 KAREEVA A	8 ANDRYUSHINA E	9 USKOVA Y	10 POLENOVA E
1/1	1/1				2/2	0/1
1/2						
2/3	0/1	1/1		0/3		
1-Blocked	1-Post	1-Post 2-Blocked				1-Post
11 TUREY E	15 SHIPILOVA N	17 MARENNIKOVA E	19 DMITRIEVA E	24 BLIZNOVA I		
				2/3	1/1	0/1
1/2				1/2		0/1
1/1	1/1	0/1			1/1	2/2
1-Post				1-Post 1-Blocked		

Team	Offence	Defence	Goalkeepers									
Goals / Shots			Saves / Shots									
5/7	2/3	0/0	0/5									
3/6	2/6	0/1	4/8									
4/9	2/4	1/3	1/5									
5-Post	4-Blocked											
			<table border="1"> <tr><td>0/5</td><td>1/1</td><td>0/1</td></tr> <tr><td>4/8</td><td>1/1</td><td>5/6</td></tr> <tr><td>1/5</td><td>2/3</td><td>3/7</td></tr> </table>	0/5	1/1	0/1	4/8	1/1	5/6	1/5	2/3	3/7
0/5	1/1	0/1										
4/8	1/1	5/6										
1/5	2/3	3/7										
			1 SUSLINA I									
			0/5									
			4/7									
			1/4									
			16 SIDOROVA M									
			0/1									
			0/1									

Legend:			
%	Efficiency	2Min	2 Minute Suspensions
AS	Assists	BS	Blocked Shots
G/S	Goals/Shots	n/a	not applicable
TF	Technical Faults	TP	Time Played
6m	6-metre Shots	BT	Breakthroughs
7m	7-metre Shots	RC	Red Cards
9m	9-metre Shots	Wing	Wing Shots
EX	Exclusions	S/S	Saves/Shots
FB	Fast Breaks	YC	Yellow Cards
ST	Steals		



**RESULTS**  
 比赛成绩 / RÉSULTATS  
**SWE 30 - 34 ROU**  
 (15 - 17) (15 - 17)

Referees: (7) ELMOAMLI M / (8) SHABAN ALI S (EGY)

**RUNNING SCORE**

**SWE - ROU**

**SWE - Sweden**

No.	Name	Shots									Penalties			
		G/S	%	6m	Wing	9m	7m	FB	BT	YC	2Min	RC	EX	
3	FLOGNMAN Tina	1/1	100	1/1										
4	BOSON Matilda	1/2	50		0/1			1/1						
5	HOLMGREN Sara									1	1			
7	WIEL FREDEN Annika	4/7	57		2/4	0/1		2/2						
9	TOVEBY Frida	3/4	75	3/4										
10	UTKOVIC Teresa	1/4	25		1/4					1				
11	ENSTROM Jessica	1/1	100					1/1						
12	BENGTSSON Therese													
14	ERIKSSON Sara	2/2	100		1/1			1/1						
15	AHLM Johanna	4/10	40	0/2		0/2	0/1	2/3	2/2	1				
16	GRUNDSTROM Madeleine													
17	TORSTENSON Linnea	4/9	44			4/8			0/1			1		
18	WIBERG Johanna											1		
20	GULLDEN Isabelle	9/15	60			3/8	3/3	1/1	2/3					
	Bench/Team									1	1			
	Totals	30/55	55	4/7	4/10	7/19	3/4	8/9	4/6	4	4	0	0	

No.	Name	Saves								
		S/S	%	6m	Wing	9m	7m	FB	BT	
12	BENGTSSON Therese	6/21	29	0/1	1/3	4/9	0/3	1/4	0/1	
16	GRUNDSTROM Madeleine	3/22	14	1/5	0/2	1/8	1/2	0/2	0/3	
	Totals	9/43	21	1/6	1/5	5/17	1/5	1/6	0/4	

**ROU - Romania**

No.	Name	Shots									Penalties			
		G/S	%	6m	Wing	9m	7m	FB	BT	YC	2Min	RC	EX	
1	PISLARU Tereza													
2	MAIER Ramona	3/6	50	1/1	0/1		0/1	2/3		1				
4	BIRSAN Florina													
5	AMARIEI Carmen	2/4	50			1/3			1/1					
7	OLTEANU Adriana	1/1	100					1/1						
8	NEAGU Cristina Georgiana	3/6	50			3/6				1				
9	BRADEANU Aurelia	1/3	33	0/1		0/1			1/1					
10	STANCA Ionela	6/7	86	4/5				2/2						
15	ELISEI Neli	5/6	83		2/2	2/3	1/1							
16	DINU Luminita													
18	MEIROSU Laura	6/9	67			5/8			1/1					
19	BESE Valeria									1	1			
25	ANI SENOCICO Mihaela	5/5	100		2/2		3/3				1			
99	LECUSANU Narcisa	2/6	33			1/4	0/1		1/1					
	Bench/Team													
	Totals	34/53	64	5/7	4/5	12/25	4/6	5/6	4/4	3	2	0	0	

No.	Name	Saves								
		S/S	%	6m	Wing	9m	7m	FB	BT	
1	PISLARU Tereza	3/5	60	2/2	1/1			0/1	0/1	
16	DINU Luminita	12/40	30	1/5	5/9	4/11	1/4	0/7	1/4	
	Totals	15/45	33	3/7	6/10	4/11	1/4	0/8	1/5	

**1st Half**

AHLM J 1 (2') 0  
 TORSTENSON L 2 (2') 0  
 ELISEI N  
 OLTEANU A  
 BOSON M 3 (3') 2  
 ANI SENOCICO M  
 ANI SENOCICO M  
 GULLDEN I 4 (7') 4  
 NEAGU CG  
 AHLM J 5 (8') 5  
 STANCA I  
 MEIROSU L  
 NEAGU CG  
 UTKOVIC T 6 (12') 8  
 STANCA I  
 LECUSANU N  
 LECUSANU N  
 MEIROSU L  
 NEAGU CG  
 FLOGNMAN T 7 (19') 13  
 ERIKSSON S 8 (20') 13  
 ANI SENOCICO M  
 GULLDEN I 9 (21') 14  
 GULLDEN I 10 (21') 14  
 ENSTROM J 11 (23') 14  
 ANI SENOCICO M  
 TORSTENSON L 11 (24') 15  
 ANI SENOCICO M  
 12 (25') 15  
 ANI SENOCICO M  
 ERIKSSON S 13 (27') 16  
 GULLDEN I 14 (29') 16  
 WIEL FREDEN A 15 (30') 16  
 MEIROSU L  
 15 (30') 17

**2nd Half**

WIEL FREDEN A 16 (31') 17  
 GULLDEN I 17 (33') 17  
 BRADEANU A  
 TORSTENSON L 18 (33') 18  
 MEIROSU L  
 GULLDEN I 19 (35') 19  
 STANCA I  
 TORSTENSON L 20 (36') 20  
 WIEL FREDEN A 21 (36') 20  
 MEIROSU L  
 WIEL FREDEN A 22 (37') 21  
 AMARIEI C  
 AMARIEI C  
 GULLDEN I 23 (43') 24  
 STANCA I  
 ELISEI N  
 TOVEBY F 24 (46') 26  
 TOVEBY F 25 (47') 26  
 STANCA I  
 GULLDEN I 26 (49') 27  
 MAIER R  
 MAIER R  
 STANCA I  
 TOVEBY F 27 (51') 29  
 ELISEI N  
 ELISEI N  
 AHLM J 28 (54') 31  
 MEIROSU L  
 MAIER R  
 MAIER R  
 GULLDEN I 29 (58') 33  
 MAIER R  
 AHLM J 30 (59') 34

Legend:	
%	Efficiency
BT	Breakthroughs
S/S	Saves/Shots
2Min	2 Minute Suspensions
EX	Exclusions
Wing	Wing Shots
6m	6-metre Shots
FB	Fast Breaks
YC	Yellow Cards
7m	7-metre Shots
G/S	Goals/Shots
9m	9-metre Shots
RC	Red Cards





## MATCH TEAM STATISTICS

参赛队技术统计 / STATISTIQUES DU MATCH PAR ÉQUIPE

### SWE 30 - 34 ROU

(15 - 17) (15 - 17)

Referees: (7) ELMOAMLI M / (8) SHABAN ALI S (EGY)

#### SWE - Sweden

No.	Name	Shots								Offence		Defence		Penalties			TP	
		G/S	%	6m	Wing	9m	7m	FB	BT	AS	TF	ST	BS	YC	2Min	RC		EX
3	FLOGNMAN Tina	1/1	100	1/1								1						31:59
4	BOSON Matilda	1/2	50		0/1			1/1				2	1					25:35
5	HOLMGREN Sara											1	1	1	1			19:38
7	WIEL FREDEN Annika	4/7	57		2/4	0/1		2/2				1						34:22
9	TOVEBY Frida	3/4	75	3/4						1	1	1						14:33
10	UTKOVIC Teresa	1/4	25		1/4						1			1				24:50
11	ENSTROM Jessica	1/1	100					1/1		6	1							15:49
12	BENGTSSON Therese																	30:08
14	ERIKSSON Sara	2/2	100		1/1			1/1					1					34:25
15	AHLM Johanna	4/10	40	0/2		0/2	0/1	2/3	2/2	2	1			1				28:50
16	GRUNDSTROM Madeleine																	29:52
17	TORSTENSON Linnea	4/9	44			4/8			0/1	4	1	1	1		1			53:40
18	WIBERG Johanna									1	1				1			30:27
20	GULLDEN Isabelle	9/15	60			3/8	3/3	1/1	2/3	3	2	1	1					45:52
	Bench/Team													1	1			
<b>Totals</b>		30/55	55	4/7	4/10	7/19	3/4	8/9	4/6	17	11	6	4	4	4	0	0	

No.	Name	Total Shots		6m Shots		Wing Shots		9m Shots		7m Shots		Fast Breaks		Breakthroughs	
		S/S	%	S/S	%	S/S	%	S/S	%	S/S	%	S/S	%	S/S	%
12	BENGTSSON Therese	6/21	29	0/1	0	1/3	33	4/9	44	0/3	0	1/4	25	0/1	0
16	GRUNDSTROM Madeleine	3/22	14	1/5	20	0/2	0	1/8	13	1/2	50	0/2	0	0/3	0
<b>Totals</b>		9/43	21	1/6	17	1/5	20	5/17	29	1/5	20	1/6	17	0/4	0

Team Shots	Goals	Saves	Missed	Post	Blocked	Total	%
6m Shots	4	3	0	0	0	7	57
Wing Shots	4	6	0	0	0	10	40
9m Shots	7	4	2	2	4	19	37
7m Shots	3	1	0	0	n/a	4	75
Fast Breaks	8	0	0	1	0	9	89
Breakthroughs	4	1	0	1	0	6	67
<b>Totals</b>	30	15	2	4	4	55	55

Number of Attacks: 61, Scoring Efficiency: 49%



### MATCH TEAM STATISTICS

参赛队技术统计 / STATISTIQUES DU MATCH PAR ÉQUIPE

**SWE 30 - 34 ROU**  
 (15 - 17) (15 - 17)

Referees: (7) ELMOAMLI M / (8) SHABAN ALI S (EGY)

#### SWE - Sweden

#### Shots Distribution

Players			Goals / Shots			
3 FLOGNMAN T	4 BOSON M	5 HOLMGREN S	7 WIEL FREDEN A	9 TOVEBY F	10 UTKOVIC T	11 ENSTROM J
1/1	0/1		1/1	1/2	0/1	
	1/1		3/4	1/1	0/1	1/1
14 ERIKSSON S	15 AHL M J	17 TORSTENSON L	18 WIBERG J	20 GULLDEN I		
1/1	0/3	1/1			2/2	
	3/3	0/1		3/5	1/2	2/2
				1-Missed	2-Blocked	

Team	Offence	Defence	Goalkeepers
Goals / Shots			Saves / Shots
3/4 2/7 7/11 2-Missed 4-Post 4-Blocked			12 BENGTTSSON T 0/1 2/3 0/1 0/4 1/1 1/1 1/5 0/2 1/3  16 GRUNDSTROM M 0/1 0/4 2/5 0/4 1/4 0/4



## MATCH TEAM STATISTICS

参赛队技术统计 / STATISTIQUES DU MATCH PAR ÉQUIPE

### SWE 30 - 34 ROU

(15 - 17) (15 - 17)

Referees: (7) ELMOAMLI M / (8) SHABAN ALI S (EGY)

#### ROU - Romania

No.	Name	Shots								Offence		Defence		Penalties				TP
		G/S	%	6m	Wing	9m	7m	FB	BT	AS	TF	ST	BS	YC	2Min	RC	EX	
1	PISLARU Tereza																	3:35
2	MAIER Ramona	3/6	50	1/1	0/1		0/1	2/3		1		1		1				60:00
4	BIRSAN Florina										1							2:26
5	AMARIEI Carmen	2/4	50			1/3			1/1	1								17:02
7	OLTEANU Adriana	1/1	100					1/1			1							0:31
8	NEAGU Cristina Georgiana	3/6	50			3/6				2	1			1				54:26
9	BRADEANU Aurelia	1/3	33	0/1		0/1			1/1									12:10
10	STANCA Ionela	6/7	86	4/5				2/2		3	2							41:15
15	ELISEI Neli	5/6	83		2/2	2/3	1/1			1	1							25:19
16	DINU Luminita									1	2							56:25
18	MEIROSU Laura	6/9	67			5/8			1/1	2	4		2					60:00
19	BESE Valeria									1		1	2	1	1			19:47
25	ANI SENOCICO Mihaela	5/5	100		2/2		3/3				1				1			36:43
99	LECUSANU Narcisa	2/6	33			1/4	0/1		1/1		3							30:21
	Bench/Team																	
<b>Totals</b>		34/53	64	5/7	4/5	12/25	4/6	5/6	4/4	12	15	3	4	3	2	0	0	

No.	Name	Total Shots		6m Shots		Wing Shots		9m Shots		7m Shots		Fast Breaks		Breakthroughs	
		S/S	%	S/S	%	S/S	%	S/S	%	S/S	%	S/S	%	S/S	%
1	PISLARU Tereza	3/5	60	2/2	100	1/1	100					0/1	0	0/1	0
16	DINU Luminita	12/40	30	1/5	20	5/9	56	4/11	36	1/4	25	0/7	0	1/4	25
<b>Totals</b>		15/45	33	3/7	43	6/10	60	4/11	36	1/4	25	0/8	0	1/5	20

Team Shots	Goals	Saves	Missed	Post	Blocked	Total	%
6m Shots	5	1	1	0	0	7	71
Wing Shots	4	1	0	0	0	5	80
9m Shots	12	5	2	2	4	25	48
7m Shots	4	1	0	1	n/a	6	67
Fast Breaks	5	1	0	0	0	6	83
Breakthroughs	4	0	0	0	0	4	100
<b>Totals</b>	34	9	3	3	4	53	64

Number of Attacks: 62, Scoring Efficiency: 55%



**MATCH TEAM STATISTICS**  
 参赛队技术统计 / STATISTIQUES DU MATCH PAR ÉQUIPE

**SWE 30 - 34 ROU**  
 (15 - 17) (15 - 17)

Referees: (7) ELMOAMLI M / (8) SHABAN ALI S (EGY)

**ROU - Romania**

**Shots Distribution**

Players			Goals / Shots			
2 MAIER R	4 BIRSAN F	5 AMARIEI C	7 OLTEANU A	8 NEAGU CG	9 BRADEANU A	10 STANCA I
1/1	0/1	0/2		1/1	1/1	1/1
1/1	1/1	1/1	1/1	1/1		2/2
1/2		1/1	1/1			1/2
1-Post				1-Missed 1-Post	1-Blocked	1-Missed
15 ELISEI N	18 MEIROSU L	19 BESE V	25 ANI SENOCICO M	99 LECUSANU N		
1/1	1/1		1/1			
	1/2				0/2	
2/2	2/3	2/2	1/1	1/1	1/1	2/2
1-Missed	1-Blocked			1-Post	1-Blocked	

Team	Offence	Defence	Goalkeepers
Goals / Shots			Saves / Shots
2/2	0/1	4/6	1/4
1/3	4/4	4/6	1/1
5/5	0/0	3/5	1/7
4/4	3/8	0/1	5/7
0/1	5/7	4/11	1/3
3/6	3/9	4/6	4/11
8/9	6/8	0/3	2/5
5/6	5/6	0/0	0/7
6/7	4/4	3/4	
3-Missed	4/4	8/9	1 PISLARU T
3-Post	4/4	5/6	1/1
4-Blocked	4/4	5/6	1/1
	4/4	5/6	0/1
	4/4	5/6	0/1
	4/4	5/6	
	4/4	5/6	16 DINU L
	4/4	5/6	0/3
	4/4	5/6	4/6
	4/4	5/6	4/11
	4/4	5/6	2/4
	4/4	5/6	1/7
	4/4	5/6	1/3
	4/4	5/6	0/6

Legend:							
%	Efficiency	2Min	2 Minute Suspensions	6m	6-metre Shots	7m	7-metre Shots
AS	Assists	BS	Blocked Shots	BT	Breakthroughs	EX	Exclusions
G/S	Goals/Shots	n/a	not applicable	RC	Red Cards	S/S	Saves/Shots
TF	Technical Faults	TP	Time Played	Wing	Wing Shots	YC	Yellow Cards
						9m	9-metre Shots
						FB	Fast Breaks
						ST	Steals



**RESULTS**  
 比赛成绩 / RÉSULTATS  
**CHN 23 - 31 FRA**  
 (10 - 15) (13 - 16)

Referees: (25) KRSTIC N / (26) LJUBIC P (SLO)

**RUNNING SCORE**  
**CHN - FRA**

**CHN - China**

Players		Shots								Penalties			
No.	Name	G/S	%	6m	Wing	9m	7m	FB	BT	YC	2Min	RC	EX
1	LIU Guini												
2	WEI Qiuxiang												
3	LIU Yun	7/9	78	3/5			4/4						
7	ZHANG Geng												
9	WANG Min	3/5	60		2/2			1/2	0/1	1			
10	WANG Shasha	4/8	50		1/1	1/4		1/2	1/1				
12	HUANG Hong												
14	LIU Xiaomei	3/9	33			3/8		0/1		1			
15	SUN Laimiao	0/1	0					0/1			1		
18	WU Wenjuan	1/7	14	1/3	0/1	0/1		0/2		1			
19	LI Weiwei	2/4	50			0/1	1/1		1/2				
21	LI Bing	0/1	0					0/1					
22	HUANG Dongjie	3/5	60		2/3			1/2					
23	YAN Meizhu	0/4	0			0/3	0/1						
	Bench/Team												
	Totals	23/53	43	4/8	5/7	4/17	5/6	3/11	2/4	3	1	0	0

Goalkeepers		Saves							
No.	Name	S/S	%	6m	Wing	9m	7m	FB	BT
1	LIU Guini	7/23	30	0/7	2/2	4/8		1/5	0/1
12	HUANG Hong	0/15	0	0/1	0/2	0/6	0/1	0/3	0/2
	Totals	7/38	18	0/8	2/4	4/14	0/1	1/8	0/3

**FRA - France**

Players		Shots								Penalties			
No.	Name	G/S	%	6m	Wing	9m	7m	FB	BT	YC	2Min	RC	EX
4	KAMTO NJITAM Nina	1/1	100	1/1									
5	AYGLON Camille												
8	PECQUEUX-ROLLAND Veronique	7/9	78	4/5		0/1		2/2	1/1				
9	BAUDOUIN Paule	4/6	67		2/2	0/2	1/1	1/1					
10	HERBRECHT Sophie	7/10	70			7/10					1		
11	CANO Stephanie	0/3	0		0/2			0/1					
12	LEYNAUD Amandine												
13	WENDLING Isabelle	1/2	50	1/1		0/1							
16	NICOLAS Valerie												
19	VANPARYS-TORRES Christine	4/5	80			3/4		1/1					
20	TERVEL Raphaelle	6/7	86	2/2	0/1			2/2	2/2	1			
21	TOUNKARA Maakan	1/2	50		0/1			1/1		1			
23	LACRABERE Alexandra												
24	SIGNATE Mariama	0/1	0						0/1	1			
	Bench/Team												
	Totals	31/46	67	8/9	2/6	10/18	1/1	7/8	3/4	3	1	0	0

Goalkeepers		Saves							
No.	Name	S/S	%	6m	Wing	9m	7m	FB	BT
12	LEYNAUD Amandine	1/4	25		0/1	0/2		1/1	
16	NICOLAS Valerie	17/37	46	4/8	1/5	6/8	0/5	4/7	2/4
	Totals	18/41	44	4/8	1/6	6/10	0/5	5/8	2/4

**1st Half**

0 (2') 1	KAMTO NJITAM N
0 (4') 2	BAUDOUIN P
0 (8') 3	HERBRECHT S
1 (8') 3	LIU W
1 (10') 4	HERBRECHT S
2 (11') 4	WANG M
2 (12') 5	BAUDOUIN P
2 (12') 6	PECQUEUX-ROLLAND V
2 (13') 7	VANPARYS-TORRES C
3 (13') 7	LIU Y
3 (15') 8	TOUNKARA M
3 (15') 9	PECQUEUX-ROLLAND V
3 (16') 10	PECQUEUX-ROLLAND V
4 (16') 10	LIU W
4 (17') 11	PECQUEUX-ROLLAND V
5 (17') 11	HUANG D
5 (19') 12	WENDLING I
5 (22') 13	VANPARYS-TORRES C
6 (23') 13	HUANG D
7 (24') 13	LIU Y
8 (26') 13	WANG S
8 (26') 14	TERVEL R
9 (27') 14	LIU Y
10 (28') 14	WANG M
10 (29') 15	PECQUEUX-ROLLAND V

**2nd Half**

11 (31') 15	HUANG D
11 (33') 16	TERVEL R
12 (33') 16	LIU Y
12 (34') 17	PECQUEUX-ROLLAND V
13 (34') 17	LIU X
13 (36') 18	TERVEL R
13 (36') 19	BAUDOUIN P
14 (37') 19	WANG M
15 (38') 19	LIU X
15 (39') 20	TERVEL R
16 (40') 20	WANG S
17 (40') 20	LIU X
17 (41') 21	VANPARYS-TORRES C
18 (41') 21	LIU Y
18 (42') 22	HERBRECHT S
19 (43') 22	LIU Y
20 (43') 22	WU W
20 (44') 23	HERBRECHT S
20 (46') 24	BAUDOUIN P
20 (47') 25	VANPARYS-TORRES C
20 (48') 26	TERVEL R
21 (49') 26	LIU Y
21 (50') 27	HERBRECHT S
22 (50') 27	WANG S
22 (52') 28	HERBRECHT S
23 (54') 28	WANG S
23 (54') 29	TERVEL R
23 (55') 30	HERBRECHT S
23 (60') 31	PECQUEUX-ROLLAND V

<b>Legend:</b>	<b>%</b> Efficiency	<b>2Min</b> 2 Minute Suspensions	<b>6m</b> 6-metre Shots	<b>7m</b> 7-metre Shots	<b>9m</b> 9-metre Shots
<b>BT</b> Breakthroughs	<b>EX</b> Exclusions	<b>FB</b> Fast Breaks	<b>G/S</b> Goals/Shots	<b>RC</b> Red Cards	
<b>S/S</b> Saves/Shots	<b>Wing</b> Wing Shots	<b>YC</b> Yellow Cards			



### MATCH TEAM STATISTICS

参赛队技术统计 / STATISTIQUES DU MATCH PAR ÉQUIPE

## CHN 23 - 31 FRA

(10 - 15) (13 - 16)

Referees: (25) KRSTIC N / (26) LJUBIC P (SLO)

### CHN - China

Players		Shots								Offence		Defence		Penalties				TP
No.	Name	G/S	%	6m	Wing	9m	7m	FB	BT	AS	TF	ST	BS	YC	2Min	RC	EX	
1	LIU Guini																	34:13
2	WEI Qiuxiang										2							7:20
3	LIU Yun	7/9	78	3/5			4/4				1							26:50
7	ZHANG Geng																	2:47
9	WANG Min	3/5	60		2/2			1/2	0/1		1	1		1				52:40
10	WANG Shasha	4/8	50		1/1	1/4		1/2	1/1	2	4	2						55:12
12	HUANG Hong																	25:47
14	LIU Xiaomei	3/9	33			3/8		0/1		5	5			1				44:01
15	SUN Laimiao	0/1	0					0/1							1			6:35
18	WU Wenjuan	1/7	14	1/3	0/1	0/1		0/2		4	3	2		1				48:02
19	LI Weiwei	2/4	50			0/1	1/1		1/2	2	1							9:22
21	LI Bing	0/1	0					0/1				2	1					31:12
22	HUANG Dongjie	3/5	60		2/3			1/2		1	1	1						60:00
23	YAN Meizhu	0/4	0			0/3	0/1				1							15:59
	Bench/Team																	
	<b>Totals</b>	23/53	43	4/8	5/7	4/17	5/6	3/11	2/4	14	19	8	1	3	1	0	0	

Goalkeepers		Total Shots		6m Shots		Wing Shots		9m Shots		7m Shots		Fast Breaks		Breakthroughs	
No.	Name	S/S	%	S/S	%	S/S	%	S/S	%	S/S	%	S/S	%	S/S	%
1	LIU Guini	7/23	30	0/7	0	2/2	100	4/8	50			1/5	20	0/1	0
12	HUANG Hong	0/15	0	0/1	0	0/2	0	0/6	0	0/1	0	0/3	0	0/2	0
	<b>Totals</b>	7/38	18	0/8	0	2/4	50	4/14	29	0/1	0	1/8	13	0/3	0

Team Shots	Goals	Saves	Missed	Post	Blocked	Total	%
6m Shots	4	4	0	0	0	8	50
Wing Shots	5	1	1	0	0	7	71
9m Shots	4	6	1	2	4	17	24
7m Shots	5	0	1	0	n/a	6	83
Fast Breaks	3	5	1	1	1	11	27
Breakthroughs	2	2	0	0	0	4	50
<b>Totals</b>	23	18	4	3	5	53	43

Number of Attacks: 65, Scoring Efficiency: 35%



**MATCH TEAM STATISTICS**

参赛队技术统计 / STATISTIQUES DU MATCH PAR ÉQUIPE

**CHN 23 - 31 FRA**  
 (10 - 15) (13 - 16)

Referees: (25) KRSTIC N / (26) LJUBIC P (SLO)

**CHN - China**

**Shots Distribution**

**Players**  
Goals / Shots

<b>2 WEI Q</b>	<b>3 LIU Y</b>	<b>7 ZHANG G</b>	<b>9 WANG M</b>	<b>10 WANG S</b>	<b>14 LIU X</b>	<b>15 SUN L</b>
	2/2 0/1 1/1		1/1 0/1	1/1		0/1
			1/1			
	2/3		1/1 0/1	1/2 1/1 1/1	1/2 0/1 2/2	
				1-Missed 2-Blocked	1-Post 3-Blocked	
<b>18 WU W</b>	<b>19 LI W</b>	<b>21 LI B</b>	<b>22 HUANG D</b>	<b>23 YAN M</b>		
0/1			1/1	0/1		
0/2 1/1	1/2 1/1		2/2	0/1 0/1		
	1-Post	1-Post	2-Missed	1-Missed		

<b>Team</b>	<b>Offence</b>	<b>Defence</b>	<b>Goalkeepers</b>
Goals / Shots			Saves / Shots
4/6 1/4 1/1	2/4 Breakthroughs	3/4 Breakthroughs	1/3 1/3 0/3
1/1 1/4	3/8	3/6 0/0	0/7 1/1 3/6
6/13 3/6 6/6	0/0 4/7 0/4	6/9 6/7	0/9 0/1 1/5
4-Missed 3-Post 5-Blocked	5/6 7m 0/1 1/5	1/3 2/2	1 LIU G
	3/4 3/11 Fast Breaks	7/8 Fast Breaks	1/2 1/2 0/1
			0/7 1/1 3/4
			0/2
			12 HUANG H
			0/1 0/1 0/2
			0/2
			0/7 0/1 0/1



### MATCH TEAM STATISTICS

参赛队技术统计 / STATISTIQUES DU MATCH PAR ÉQUIPE

## CHN 23 - 31 FRA

(10 - 15) (13 - 16)

Referees: (25) KRSTIC N / (26) LJUBIC P (SLO)

### FRA - France

No.	Name	Shots								Offence		Defence		Penalties			TP	
		G/S	%	6m	Wing	9m	7m	FB	BT	AS	TF	ST	BS	YC	2Min	RC		EX
4	KAMTO NJITAM Nina	1/1	100	1/1						1	1		2					35:01
5	AYGLON Camille																	
8	PECQUEUX-ROLLAND Veronique	7/9	78	4/5		0/1		2/2	1/1		2							33:31
9	BAUDOUIN Paule	4/6	67		2/2	0/2	1/1	1/1		2	1	1						52:58
10	HERBRECHT Sophie	7/10	70			7/10				4	5				1			43:57
11	CANO Stephanie	0/3	0		0/2			0/1										33:28
12	LEYNAUD Amandine																	2:54
13	WENDLING Isabelle	1/2	50	1/1		0/1				2	2							31:11
16	NICOLAS Valerie									1								57:06
19	VANPARYS-TORRES Christine	4/5	80			3/4		1/1		1	3							37:56
20	TERVEL Raphaelle	6/7	86	2/2	0/1			2/2	2/2	2	3		1	1				45:13
21	TOUNKARA Maakan	1/2	50		0/1			1/1			1			1				31:13
23	LACRABERE Alexandra																	
24	SIGNATE Mariama	0/1	0						0/1				1	1				15:32
	Bench/Team										1							
<b>Totals</b>		31/46	67	8/9	2/6	10/18	1/1	7/8	3/4	13	19	1	4	3	1	0	0	

No.	Name	Total Shots		6m Shots		Wing Shots		9m Shots		7m Shots		Fast Breaks		Breakthroughs	
		S/S	%	S/S	%	S/S	%	S/S	%	S/S	%	S/S	%	S/S	%
12	LEYNAUD Amandine	1/4	25			0/1	0	0/2	0			1/1	100		
16	NICOLAS Valerie	17/37	46	4/8	50	1/5	20	6/8	75	0/5	0	4/7	57	2/4	50
<b>Totals</b>		18/41	44	4/8	50	1/6	17	6/10	60	0/5	0	5/8	63	2/4	50

Team Shots	Goals	Saves	Missed	Post	Blocked	Total	%
6m Shots	8	0	1	0	0	9	89
Wing Shots	2	2	1	1	0	6	33
9m Shots	10	4	3	0	1	18	56
7m Shots	1	0	0	0	n/a	1	100
Fast Breaks	7	1	0	0	0	8	88
Breakthroughs	3	0	1	0	0	4	75
<b>Totals</b>	31	7	6	1	1	46	67

Number of Attacks: 64, Scoring Efficiency: 48%





### MATCH TEAM STATISTICS

参赛队技术统计 / STATISTIQUES DU MATCH PAR ÉQUIPE

## CHN 23 - 31 FRA

(10 - 15) (13 - 16)

Referees: (25) KRSTIC N / (26) LJUBIC P (SLO)

### FRA - France

### Shots Distribution

Players			Goals / Shots			
4 KAMTO NJITAM N	5 AYGLON C	8 PECQUEUX-ROLLAND V	9 BAUDOIN P	10 HERBRECHT S	11 CANO S	13 WENDLING I
1/1		1/1 1/1 1/1	1/1 1/1	1/1	0/1 0/1	0/1
		3/3	1/1	1/1		1/1
				3/3 1/1 1/2		
		2-Missed	1-Missed	1-Missed 1-Blocked	1-Missed	
19 VANPARYS-TORRES C	20 TERVEL R	21 TOUNKARA M	23 LACRABERE A	24 SIGNATE M		
0/1						
1/1		1/1				
3/3	2/2 2/2					
		1-Post		1-Missed		

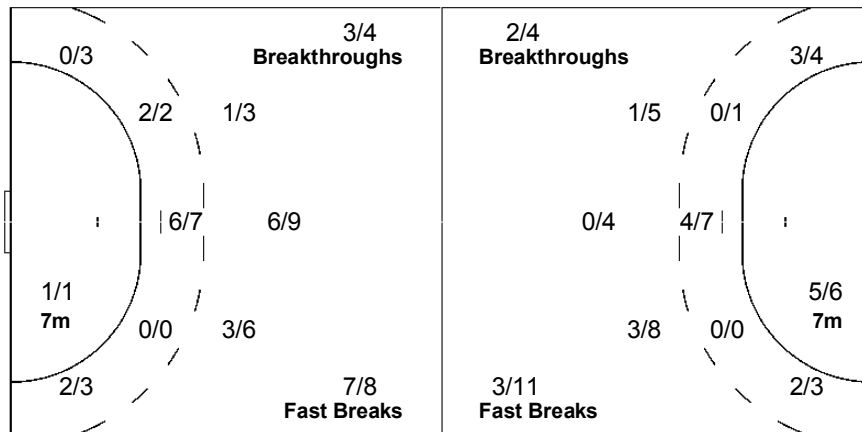
#### Team

Goals / Shots

2/3	2/3	3/3
7/7	0/1	3/6
9/9	1/1	4/5

6-Missed 1-Post 1-Blocked

#### Offence



#### Defence

#### Goalkeepers

Saves / Shots

2/6	3/4	0/1
0/1		3/4
7/13	3/6	0/6

12 LEYNAUD A		
	1/1	
0/2		0/1

16 NICOLAS V		
2/6	2/3	0/1
0/1		3/4
7/11	3/6	0/5

#### Legend:

%	Efficiency	2Min	2 Minute Suspensions	6m	6-metre Shots	7m	7-metre Shots	9m	9-metre Shots
AS	Assists	BS	Blocked Shots	BT	Breakthroughs	EX	Exclusions	FB	Fast Breaks
G/S	Goals/Shots	n/a	not applicable	RC	Red Cards	S/S	Saves/Shots	ST	Steals
TF	Technical Faults	TP	Time Played	Wing	Wing Shots	YC	Yellow Cards		



**RESULTS**  
比赛成绩 / RÉSULTATS  
**KOR 33 - 28 HUN**  
(13 - 15) (20 - 13)

Referees: (23) CHERNEGA I / (24) POLADENKO V (RUS)

**RUNNING SCORE**  
**KOR - HUN**

**KOR - Korea**

Players		Shots								Penalties			
No.	Name	G/S	%	6m	Wing	9m	7m	FB	BT	YC	2Min	RC	EX
1	OH Yongran												
3	KIM Ona	4/6	67			0/1			4/5				
4	HUH Soonyoung	1/1	100					1/1					
6	SONG Hairim												
7	KIM Namsun												
9	KIM Chayoun	1/2	50	0/1				1/1		1	1		
10	OH Seongok	0/3	0		0/1	0/1			0/1	1	1		
11	HONG Jeongho	8/9	89	2/2		0/1	6/6						
13	PARK Chunghee	5/8	63		3/6			1/1	1/1				
16	LEE Minhee												
17	AN Junghwa	3/9	33		0/4			3/5					
18	BAE Minhee												
19	CHOI Imjeong	1/2	50			1/2				1	1		
20	MOON Pilhee	10/18	56	1/2		6/12		2/2	1/2				
Bench/Team													
Totals		33/58	57	3/5	3/11	7/17	6/6	8/10	6/9	3	3	0	0

Goalkeepers		Saves							
No.	Name	S/S	%	6m	Wing	9m	7m	FB	BT
1	OH Yongran	4/16	25	0/2	0/3	3/5	0/1	1/2	0/3
16	LEE Minhee	10/26	38	0/6	5/7	4/8	0/2	1/3	
Totals		14/42	33	0/8	5/10	7/13	0/3	2/5	0/3

**HUN - Hungary**

Players		Shots								Penalties			
No.	Name	G/S	%	6m	Wing	9m	7m	FB	BT	YC	2Min	RC	EX
2	FERLING Bernadett	7/13	54	1/1	0/1	3/8		1/1	2/2				
6	VERTEN Orsolya												
10	PIGNICZKI Krisztina	1/3	33		0/1	1/2							
12	HERR Orsolya												
13	GORBICZ Anita	5/11	45	1/1	3/3	1/6		0/1			1		
16	PALINGER Katalin												
17	TOTH Timea	3/3	100				3/3						
18	SZAMORANSKY Piroska	1/3	33	1/2				0/1		1			
22	BODI Bernadett										1		
23	SZUCS Gabriella												
26	BORBAS Rita	5/5	100	4/4					1/1		1		
31	HORNYAK Agnes	3/4	75	1/1	1/1	0/1		1/1			2		
83	KOVACSICZ Monika	2/6	33		1/4			1/2		1	1		
87	TOMORI Szusanna	1/2	50			1/2				1	1		
Bench/Team													
Totals		28/50	56	8/9	5/10	6/19	3/3	3/6	3/3	3	7	0	0

Goalkeepers		Saves							
No.	Name	S/S	%	6m	Wing	9m	7m	FB	BT
12	HERR Orsolya	0/1	0				0/1		
16	PALINGER Katalin	16/48	33	1/4	7/10	5/12	0/5	2/10	1/7
Totals		16/49	33	1/4	7/10	5/12	0/6	2/10	1/7

**1st Half**

AN J 1 (2') 0  
1 (3') 1 TOMORI Z  
1 (4') 2 FERLING B  
MOON P 2 (4') 2  
2 (5') 3 GORBICZ A  
2 (6') 4 GORBICZ A  
2 (6') 5 HORNYAK A  
2 (7') 6 KOVACSICZ M  
PARK C 3 (8') 6  
KIM O 4 (9') 6  
MOON P 5 (10') 6  
KIM O 6 (11') 6  
MOON P 7 (11') 6  
7 (12') 7 TOTH T  
CHOI I 8 (12') 7  
8 (13') 8 SZAMORANSKY P  
HONG J 9 (13') 8  
AN J 10 (16') 8  
MOON P 11 (17') 8  
11 (19') 9 FERLING B  
11 (21') 10 BORBAS R  
11 (23') 11 BORBAS R  
11 (24') 12 FERLING B  
11 (27') 13 GORBICZ A  
HONG J 12 (27') 13  
12 (28') 14 FERLING B  
12 (29') 15 HORNYAK A  
HONG J 13 (30') 15

**2nd Half**

KIM C 14 (31') 15  
PARK C 15 (33') 15  
15 (33') 16 FERLING B  
15 (34') 17 KOVACSICZ M  
MOON P 16 (34') 17  
HUH S 17 (36') 17  
17 (37') 18 HORNYAK A  
PARK C 18 (37') 18  
MOON P 19 (40') 18  
19 (40') 19 FERLING B  
KIM O 20 (41') 19  
20 (42') 20 BORBAS R  
MOON P 21 (43') 20  
21 (44') 21 BORBAS R  
HONG J 22 (44') 21  
22 (45') 22 GORBICZ A  
HONG J 23 (46') 22  
23 (46') 23 FERLING B  
MOON P 24 (47') 23  
24 (47') 24 BORBAS R  
HONG J 25 (48') 24  
25 (49') 25 GORBICZ A  
KIM O 26 (50') 25  
26 (50') 26 TOTH T  
HONG J 27 (52') 26  
27 (53') 27 PIGNICZKI K  
HONG J 28 (54') 27  
AN J 29 (55') 27  
PARK C 30 (56') 27  
MOON P 31 (57') 27  
PARK C 32 (58') 27  
MOON P 33 (59') 27  
33 (59') 28 TOTH T

Legend:									
%	Efficiency	2Min	2 Minute Suspensions	6m	6-metre Shots	7m	7-metre Shots	9m	9-metre Shots
BT	Breakthroughs	EX	Exclusions	FB	Fast Breaks	G/S	Goals/Shots	RC	Red Cards
S/S	Saves/Shots	Wing	Wing Shots	YC	Yellow Cards				



### MATCH TEAM STATISTICS

参赛队技术统计 / STATISTIQUES DU MATCH PAR ÉQUIPE

## KOR 33 - 28 HUN

(13 - 15) (20 - 13)

Referees: (23) CHERNEGA I / (24) POLADENKO V (RUS)

### KOR - Korea

No.	Name	Shots								Offence		Defence		Penalties				TP
		G/S	%	6m	Wing	9m	7m	FB	BT	AS	TF	ST	BS	YC	2Min	RC	EX	
1	OH Yongran																	22:03
3	KIM Ona	4/6	67			0/1				4/5	4	2						22:22
4	HUH Soonyoung	1/1	100							1/1	1		1					45:12
6	SONG Hairim																	
7	KIM Namsun																	
9	KIM Chayoun	1/2	50	0/1						1/1			1	1	1			34:17
10	OH Seongok	0/3	0		0/1	0/1				0/1	1	1	1	1	1			19:31
11	HONG Jeongho	8/9	89	2/2		0/1	6/6				3	2	1	1				30:31
13	PARK Chunghee	5/8	63		3/6					1/1	2	1						60:00
16	LEE Minhee																	37:57
17	AN Junghwa	3/9	33		0/4					3/5	3	1	3					60:00
18	BAE Minhee																	
19	CHOI Imjeong	1/2	50			1/2					1	1		1	1			28:07
20	MOON Pilhee	10/18	56	1/2		6/12				2/2	4	2	1	1				60:00
	Bench/Team																	
<b>Totals</b>		33/58	57	3/5	3/11	7/17	6/6	8/10	6/9	18	10	8	3	3	3	0	0	

No.	Name	Total Shots		6m Shots		Wing Shots		9m Shots		7m Shots		Fast Breaks		Breakthroughs	
		S/S	%	S/S	%	S/S	%	S/S	%	S/S	%	S/S	%	S/S	%
1	OH Yongran	4/16	25	0/2	0	0/3	0	3/5	60	0/1	0	1/2	50	0/3	0
16	LEE Minhee	10/26	38	0/6	0	5/7	71	4/8	50	0/2	0	1/3	33		
<b>Totals</b>		14/42	33	0/8	0	5/10	50	7/13	54	0/3	0	2/5	40	0/3	0

Team Shots	Goals	Saves	Missed	Post	Blocked	Total	%
6m Shots	3	1	1	0	0	5	60
Wing Shots	3	7	0	1	0	11	27
9m Shots	7	5	0	0	5	17	41
7m Shots	6	0	0	0	n/a	6	100
Fast Breaks	8	2	0	0	0	10	80
Breakthroughs	6	1	0	2	0	9	67
<b>Totals</b>	33	16	1	3	5	58	57

Number of Attacks: 62, Scoring Efficiency: 53%



**MATCH TEAM STATISTICS**

参赛队技术统计 / STATISTIQUES DU MATCH PAR ÉQUIPE

**KOR 33 - 28 HUN**

(13 - 15) (20 - 13)

Referees: (23) CHERNEGA I / (24) POLADENKO V (RUS)

**KOR - Korea**

**Shots Distribution**

**Players**  
Goals / Shots

3 KIM O			4 HUH S			6 SONG H			7 KIM N			9 KIM C			10 OH S			11 HONG J		
		1/1	1/1													0/1		1/1		0/1
	1/1																			
2/2	0/1											0/1	1/1					2/2		5/5
1-Blocked															1-Post 1-Blocked					
13 PARK C			17 AN J			18 BAE M			19 CHOI I			20 MOON P								
1/1				0/2							1/1	5/5		0/1						
0/2		1/1			0/2															
1/1	1/1	1/1	0/1	1/2	2/2							1/2	2/3	2/3						
1-Post									1-Blocked 1-Missed 1-Post 2-Blocked											

Team	Offence	Defence	Goalkeepers																																				
Goals / Shots			Saves / Shots																																				
<table border="1"> <tr><td>8/8</td><td>0/3</td><td>2/4</td></tr> <tr><td>0/2</td><td>1/1</td><td>1/3</td></tr> <tr><td>6/9</td><td>5/8</td><td>10/11</td></tr> </table> <p>1-Missed 3-Post 5-Blocked</p>	8/8	0/3	2/4	0/2	1/1	1/3	6/9	5/8	10/11			<table border="1"> <tr><td>3/7</td><td>2/5</td><td>0/4</td></tr> <tr><td>1/3</td><td></td><td>3/3</td></tr> <tr><td>0/5</td><td>3/4</td><td>2/11</td></tr> </table> <p>1 OH Y</p> <table border="1"> <tr><td>0/2</td><td>1/2</td><td>0/1</td></tr> <tr><td>0/1</td><td></td><td>1/1</td></tr> <tr><td>0/2</td><td>0/1</td><td>2/6</td></tr> </table> <p>16 LEE M</p> <table border="1"> <tr><td>3/5</td><td>1/3</td><td>0/3</td></tr> <tr><td>1/2</td><td></td><td>2/2</td></tr> <tr><td>0/3</td><td>3/3</td><td>0/5</td></tr> </table>	3/7	2/5	0/4	1/3		3/3	0/5	3/4	2/11	0/2	1/2	0/1	0/1		1/1	0/2	0/1	2/6	3/5	1/3	0/3	1/2		2/2	0/3	3/3	0/5
8/8	0/3	2/4																																					
0/2	1/1	1/3																																					
6/9	5/8	10/11																																					
3/7	2/5	0/4																																					
1/3		3/3																																					
0/5	3/4	2/11																																					
0/2	1/2	0/1																																					
0/1		1/1																																					
0/2	0/1	2/6																																					
3/5	1/3	0/3																																					
1/2		2/2																																					
0/3	3/3	0/5																																					



## MATCH TEAM STATISTICS

参赛队技术统计 / STATISTIQUES DU MATCH PAR ÉQUIPE

### KOR 33 - 28 HUN

(13 - 15) (20 - 13)

Referees: (23) CHERNEGA I / (24) POLADENKO V (RUS)

#### HUN - Hungary

No.	Name	Shots								Offence		Defence		Penalties			TP	
		G/S	%	6m	Wing	9m	7m	FB	BT	AS	TF	ST	BS	YC	2Min	RC		EX
2	FERLING Bernadett	7/13	54	1/1	0/1	3/8		1/1	2/2	4	2							41:20
6	VERTEN Orsolya																	
10	PIGNICZKI Krisztina	1/3	33		0/1	1/2				3	2	2						54:20
12	HERR Orsolya																	0:13
13	GORBICZ Anita	5/11	45	1/1	3/3	1/6		0/1		2	4				1			60:00
16	PALINGER Katalin																	59:47
17	TOTH Timea	3/3	100				3/3				1							4:22
18	SZAMORANSKY Piroska	1/3	33	1/2				0/1						1				20:15
22	BODI Bernadett									2		1			1			37:21
23	SZUCS Gabriella																	0:45
26	BORBAS Rita	5/5	100	4/4					1/1		2					1		32:37
31	HORNYAK Agnes	3/4	75	1/1	1/1	0/1		1/1		2						2		42:31
83	KOVACSICZ Monika	2/6	33		1/4			1/2			2	1	1	1	1			33:20
87	TOMORI Zsuzsanna	1/2	50			1/2				1	2		5	1	1			33:09
	Bench/Team										1							
<b>Totals</b>		28/50	56	8/9	5/10	6/19	3/3	3/6	3/3	14	16	4	6	3	7	0	0	

No.	Name	Total Shots		6m Shots		Wing Shots		9m Shots		7m Shots		Fast Breaks		Breakthroughs	
		S/S	%	S/S	%	S/S	%	S/S	%	S/S	%	S/S	%	S/S	%
12	HERR Orsolya	0/1	0							0/1	0				
16	PALINGER Katalin	16/48	33	1/4	25	7/10	70	5/12	42	0/5	0	2/10	20	1/7	14
<b>Totals</b>		16/49	33	1/4	25	7/10	70	5/12	42	0/6	0	2/10	20	1/7	14

Team Shots	Goals	Saves	Missed	Post	Blocked	Total	%
6m Shots	8	0	0	1	0	9	89
Wing Shots	5	5	0	0	0	10	50
9m Shots	6	7	3	0	3	19	32
7m Shots	3	0	0	0	n/a	3	100
Fast Breaks	3	2	0	1	0	6	50
Breakthroughs	3	0	0	0	0	3	100
<b>Totals</b>	28	14	3	2	3	50	56

Number of Attacks: 62, Scoring Efficiency: 45%



**MATCH TEAM STATISTICS**

参赛队技术统计 / STATISTIQUES DU MATCH PAR ÉQUIPE

**KOR 33 - 28 HUN**  
 (13 - 15) (20 - 13)

Referees: (23) CHERNEGA I / (24) POLADENKO V (RUS)

**HUN - Hungary**

**Shots Distribution**

Players			Goals / Shots			
2 FERLING B	6 VERTEN O	10 PIGNICZKI K	13 GORBICZ A	17 TOTH T	18 SZAMORANSKY P	22 BODI B
1/3		1/1	0/1	1/1	1/1	
			2/2	1/1		
		0/1		2/3		
1-Missed		1-Missed	1-Missed	2-Blocked	2-Post	
23 SZUCS G	26 BORBAS R	31 HORNYAK A	83 KOVACSICZ M	87 TOMORI Z		
	2/2	1/1	0/1	1/1		
			1/2			
	2/2	1/1	0/2			
		1/2				
						1-Blocked

Team	Offence	Defence	Goalkeepers
Goals / Shots			Saves / Shots
4/7	3/3 Breakthroughs	6/9 Breakthroughs	0/8
2/3	2/2	2/5	2/2
5/5	2/5	1/1	3/9
3-Missed	4/5	0/1	3/8
2-Post	2/7	1/3	2/4
3-Blocked	3/3 7m	2/3	2/3
	2/2	2/3	1/11
	2/7	3/6 Fast Breaks	
	4/5	8/10 Fast Breaks	12 HERR O
			0/1
			16 PALINGER K
			0/8
			2/2
			3/9
			3/3
			0/1
			2/3
			1/10

Legend:							
%	Efficiency	2Min	2 Minute Suspensions	6m	6-metre Shots	7m	7-metre Shots
AS	Assists	BS	Blocked Shots	BT	Breakthroughs	EX	Exclusions
G/S	Goals/Shots	n/a	not applicable	RC	Red Cards	S/S	Saves/Shots
TF	Technical Faults	TP	Time Played	Wing	Wing Shots	YC	Yellow Cards
						9m	9-metre Shots
						FB	Fast Breaks
						ST	Steals



**NATIONAL INDOOR STADIUM HANDBALL**  
国家体育馆 手球 / HANDBALL  
PALAIS NATIONAL OMNISPORTS

SAT 星期六 SAM  
23 AUG 2008  
15:45

**WOMEN**  
女子项目 / FEMMES

**GOLD MEDAL MATCH - MATCH 42**  
冠亚军决赛 - 第42场 / MATCH D'OR - MATCH 42



## RESULTS

比赛成绩 / RÉSULTATS

### NOR 34 - 27 RUS

(18 - 13) (16 - 14)

Referees: (11) BORD G / (12) BUY O (FRA)

#### NOR - Norway

No.	Name	Shots								Penalties				
		G/S	%	6m	Wing	9m	7m	FB	BT	YC	2Min	RC	EX	
1	GRIMSBOE Kari Aalvik													
3	NYBERG Katja	4/8	50			3/7			1/1					
4	AAMODT Ragnhild	1/1	100		1/1						1			
5	SNORROEGGEN Goeril	1/1	100			1/1					1			
6	LYBEKK Else Marthe Soerlie	7/9	78	4/4				3/5		1				
7	NOESTVOLD Tonje	3/5	60			3/5								
8	BREIVANG Karoline Dyhre	0/1	0			0/1				1				
9	LUNDE Kristine													
10	HAMMERSENG Gro	2/5	40			0/2		2/3		1	1			
11	JOHANSEN Kari Mette	3/6	50	0/1	3/4			0/1						
13	FRAFJORD Marit Malm	2/3	67	0/1				2/2						
14	LARSEN Tonje	2/6	33			2/6								
16	HARALDSEN Katrine Lunde													
18	RIEGELHUTH Linn-Kristin	9/10	90			1/2	3/3	5/5						
	Bench/Team													
	Totals	34/55	62	4/6	4/5	10/24	3/3	12/16	1/1	3	3	0	0	

No.	Name	Saves							
		S/S	%	6m	Wing	9m	7m	FB	BT
1	GRIMSBOE Kari Aalvik	2/7	29	0/2		0/1	2/2	0/2	
16	HARALDSEN Katrine Lunde	14/36	39	2/10	1/1	10/16	1/3	0/4	0/2
	Totals	16/43	37	2/12	1/1	10/17	3/5	0/6	0/2

#### RUS - Russian Fed.

No.	Name	Shots								Penalties				
		G/S	%	6m	Wing	9m	7m	FB	BT	YC	2Min	RC	EX	
1	SUSLINA Inna													
3	POLTORATSKAYA Irina	1/6	17	1/2		0/4								
4	ROMENSKAYA Oxana													
5	POSTNOVA Liudmila	3/11	27		0/1	2/9		1/1		1	1			
6	KAREEVA Anna													
8	ANDRYUSHINA Ekaterina	4/5	80	1/2		1/1		2/2						
9	USKOVA Yana													
10	POLENOVA Elena	4/10	40			2/7	2/3							
11	TUREY Emiliya	0/2	0			0/1	0/1							
15	SHIPILOVA Natalia	3/4	75	2/2				1/2			1			
16	SIDOROVA Maria													
17	MARENNIKOVA Ekaterina	1/1	100						1/1					
19	DMITRIEVA Elena	5/6	83	3/3	0/1			2/2						
24	BLIZNOVA Irina	6/10	60	3/3		2/4	0/1	0/1	1/1	1				
	Bench/Team													
	Totals	27/55	49	10/12	0/2	7/26	2/5	6/8	2/2	2	2	0	0	

No.	Name	Saves							
		S/S	%	6m	Wing	9m	7m	FB	BT
1	SUSLINA Inna	3/16	19	0/1	0/1	1/5	0/1	2/7	0/1
16	SIDOROVA Maria	5/26	19	2/5	1/4	2/8	0/2	0/7	
	Totals	8/42	19	2/6	1/5	3/13	0/3	2/14	0/1

#### RUNNING SCORE

##### NOR - RUS

	1st Half
LYBEKK EMS	1 (2) 0
JOHANSEN KM	2 (3) 0
HAMMERSENG G	3 (4) 0
	3 (4) 1 BLIZNOVA I
RIEGELHUTH L	4 (5) 1
RIEGELHUTH L	5 (5) 1
LYBEKK EMS	6 (6) 1
LARSEN T	7 (7) 1
RIEGELHUTH L	8 (8) 1
	8 (8) 2 BLIZNOVA I
RIEGELHUTH L	9 (9) 2
	9 (10) 3 SHIPILOVA N
JOHANSEN KM	10 (11) 3
LYBEKK EMS	11 (12) 3
LYBEKK EMS	12 (14) 3
RIEGELHUTH L	13 (15) 3
	13 (16) 4 DMITRIEVA E
NOESTVOLD T	14 (17) 4
	14 (17) 5 DMITRIEVA E
	14 (18) 6 BLIZNOVA I
	14 (20) 7 BLIZNOVA I
NYBERG K	15 (21) 7
	15 (22) 8 POLENOVA E
JOHANSEN KM	16 (22) 8
FRAFJORD MM	17 (23) 8
	17 (23) 9 POLENOVA E
	17 (25) 10 POLENOVA E
FRAFJORD MM	18 (26) 10
	18 (26) 11 POSTNOVA L
	18 (28) 12 DMITRIEVA E
	18 (29) 13 BLIZNOVA I

##### 2nd Half

LARSEN T	19 (32) 13
RIEGELHUTH L	20 (33) 13
	20 (35) 14 MARENNIKOVA E
AAMODT R	21 (35) 14
	21 (36) 15 POLTORATSKAYA I
	21 (38) 16 DMITRIEVA E
LYBEKK EMS	22 (38) 16
HAMMERSENG G	23 (40) 16
	23 (41) 17 POLENOVA E
SNORROEGGEN G	24 (41) 17
NYBERG K	25 (42) 17
RIEGELHUTH L	26 (46) 17
	26 (46) 18 ANDRYUSHINA E
	26 (46) 19 POSTNOVA L
LYBEKK EMS	27 (47) 19
NYBERG K	28 (48) 19
	28 (48) 20 POSTNOVA L
LYBEKK EMS	29 (49) 20
	29 (49) 21 ANDRYUSHINA E
RIEGELHUTH L	30 (50) 21
	30 (52) 22 ANDRYUSHINA E
RIEGELHUTH L	31 (55) 22
NOESTVOLD T	32 (56) 22
NOESTVOLD T	33 (57) 22
	33 (58) 23 BLIZNOVA I
NYBERG K	34 (58) 23
	34 (59) 24 SHIPILOVA N
	34 (60) 25 ANDRYUSHINA E
	34 (60) 26 DMITRIEVA E
	34 (60) 27 SHIPILOVA N

Legend:									
%	Efficiency	2Min	2 Minute Suspensions	6m	6-metre Shots	7m	7-metre Shots	9m	9-metre Shots
BT	Breakthroughs	EX	Exclusions	FB	Fast Breaks	G/S	Goals/Shots	RC	Red Cards
S/S	Saves/Shots	Wing	Wing Shots	YC	Yellow Cards				



## MATCH TEAM STATISTICS

参赛队技术统计 / STATISTIQUES DU MATCH PAR ÉQUIPE

### NOR 34 - 27 RUS

(18 - 13) (16 - 14)

Referees: (11) BORD G / (12) BUY O (FRA)

#### NOR - Norway

No.	Name	Shots								Offence		Defence		Penalties				TP
		G/S	%	6m	Wing	9m	7m	FB	BT	AS	TF	ST	BS	YC	2Min	RC	EX	
1	GRIMSBOE Kari Aalvik																	4:07
3	NYBERG Katja	4/8	50			3/7				1/1	3	2		1				30:45
4	AAMODT Ragnhild	1/1	100		1/1								1		1			31:44
5	SNORROEGGEN Goeril	1/1	100			1/1					1				1			22:14
6	LYBEKK Else Marthe Soerlie	7/9	78	4/4				3/5			1		1	1				43:12
7	NOESTVOLD Tonje	3/5	60			3/5						1						12:33
8	BREIVANG Karoline Dyhre	0/1	0			0/1					7	2	3	1				38:58
9	LUNDE Kristine										2	1						18:58
10	HAMMERSENG Gro	2/5	40			0/2		2/3			4	1	2	1	1			40:27
11	JOHANSEN Kari Mette	3/6	50	0/1	3/4			0/1										37:46
13	FRAFJORD Marit Malm	2/3	67	0/1				2/2										16:07
14	LARSEN Tonje	2/6	33			2/6					2	2		2				30:42
16	HARALDSEN Katrine Lunde											1						55:41
18	RIEGELHUTH Linn-Kristin	9/10	90			1/2	3/3	5/5			2	3						36:46
	Bench/Team																	
<b>Totals</b>		34/55	62	4/6	4/5	10/24	3/3	12/16	1/1	22	13	5	5	3	3	0	0	

No.	Name	Total Shots		6m Shots		Wing Shots		9m Shots		7m Shots		Fast Breaks		Breakthroughs	
		S/S	%	S/S	%	S/S	%	S/S	%	S/S	%	S/S	%	S/S	%
1	GRIMSBOE Kari Aalvik	2/7	29	0/2	0			0/1	0	2/2	100	0/2	0		
16	HARALDSEN Katrine Lunde	14/36	39	2/10	20	1/1	100	10/16	63	1/3	33	0/4	0	0/2	0
<b>Totals</b>		16/43	37	2/12	17	1/1	100	10/17	59	3/5	60	0/6	0	0/2	0

Team Shots	Goals	Saves	Missed	Post	Blocked	Total	%
6m Shots	4	2	0	0	0	6	67
Wing Shots	4	1	0	0	0	5	80
9m Shots	10	3	2	2	7	24	42
7m Shots	3	0	0	0	n/a	3	100
Fast Breaks	12	2	1	1	0	16	75
Breakthroughs	1	0	0	0	0	1	100
<b>Totals</b>	34	8	3	3	7	55	62

Number of Attacks: 61, Scoring Efficiency: 56%





### MATCH TEAM STATISTICS

参赛队技术统计 / STATISTIQUES DU MATCH PAR ÉQUIPE

## NOR 34 - 27 RUS

(18 - 13) (16 - 14)

Referees: (11) BORD G / (12) BUY O (FRA)

### NOR - Norway

### Shots Distribution

Players			Goals / Shots			
3 NYBERG K	4 AAMODT R	5 SNORROEGGEN G	6 LYBEKK EMS	7 NOESTVOLD T	8 BREIVANG KD	9 LUNDE K
1/1		1/1	0/1 1/1 1/1			
0/1			1/1	1/1		
2/2	1/1		2/2 1/1 1/1	1/1 1/2		
1-Post 2-Blocked			1-Post	1-Missed	1-Blocked	
10 HAMMERSENG G	11 JOHANSEN KM	13 FRAFJORD MM	14 LARSEN T	18 RIEGELHUTH L		
1/1	1/1	1/1		2/2 1/1 2/2		
	1/2 0/1	1/1	0/1	3/3		
1/1 0/1	1/1	0/1	1/1 1/1	1/1		
1-Post 1-Blocked 1-Missed			1-Missed 2-Blocked	1-Blocked		

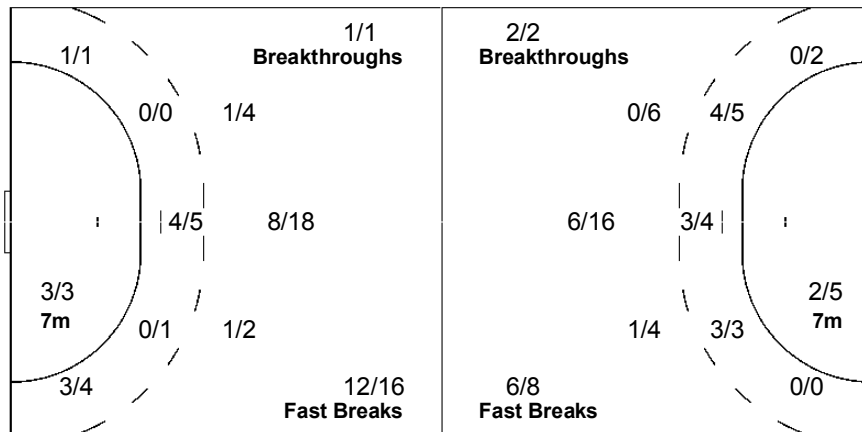
### Team

Goals / Shots

4/5	4/4	4/4
7/8	0/1	0/2
6/7	3/3	6/8

3-Missed 3-Post 7-Blocked

### Offence



### Defence

### Goalkeepers

Saves / Shots

2/4		0/1
6/10	1/1	0/2
2/8	1/2	4/15

### 1 GRIMSBOE KA

1/2		
0/2		1/3

### 16 HARALDSEN KL

2/4		0/1
5/8	1/1	0/2
2/6	1/2	3/12



### MATCH TEAM STATISTICS

参赛队技术统计 / STATISTIQUES DU MATCH PAR ÉQUIPE

## NOR 34 - 27 RUS

(18 - 13) (16 - 14)

Referees: (11) BORD G / (12) BUY O (FRA)

### RUS - Russian Fed.

Players		Shots								Offence		Defence		Penalties				TP
No.	Name	G/S	%	6m	Wing	9m	7m	FB	BT	AS	TF	ST	BS	YC	2Min	RC	EX	
1	SUSLINA Inna																	16:24
3	POLTORATSKAYA Irina	1/6	17	1/2		0/4				1								17:07
4	ROMENSKAYA Oxana										1		2					32:31
5	POSTNOVA Liudmila	3/11	27		0/1	2/9		1/1		3	1		2	1	1			44:28
6	KAREEVA Anna																	
8	ANDRYUSHINA Ekaterina	4/5	80	1/2		1/1		2/2		1	5	1	1					29:27
9	USKOVA Yana										1	1						29:36
10	POLENOVA Elena	4/10	40			2/7	2/3				1		2					28:40
11	TUREY Emiliya	0/2	0			0/1	0/1				1							24:19
15	SHIPILOVA Natalia	3/4	75	2/2				1/2		2						1		49:34
16	SIDOROVA Maria									1								43:36
17	MARENNIKOVA Ekaterina	1/1	100						1/1		1							17:52
19	DMITRIEVA Elena	5/6	83	3/3	0/1			2/2			2	1						45:19
24	BLIZNOVA Irina	6/10	60	3/3		2/4	0/1	0/1	1/1	1	2	1		1				41:07
	Bench/Team										1							
<b>Totals</b>		27/55	49	10/12	0/2	7/26	2/5	6/8	2/2	9	16	4	7	2	2	0	0	

Goalkeepers		Total Shots		6m Shots		Wing Shots		9m Shots		7m Shots		Fast Breaks		Breakthroughs	
No.	Name	S/S	%	S/S	%	S/S	%	S/S	%	S/S	%	S/S	%	S/S	%
1	SUSLINA Inna	3/16	19	0/1	0	0/1	0	1/5	20	0/1	0	2/7	29	0/1	0
16	SIDOROVA Maria	5/26	19	2/5	40	1/4	25	2/8	25	0/2	0	0/7	0		
<b>Totals</b>		8/42	19	2/6	33	1/5	20	3/13	23	0/3	0	2/14	14	0/1	0

Team Shots	Goals	Saves	Missed	Post	Blocked	Total	%
6m Shots	10	2	0	0	0	12	83
Wing Shots	0	1	0	1	0	2	0
9m Shots	7	10	1	3	5	26	27
7m Shots	2	3	0	0	n/a	5	40
Fast Breaks	6	0	0	2	0	8	75
Breakthroughs	2	0	0	0	0	2	100
<b>Totals</b>	27	16	1	6	5	55	49

Number of Attacks: 63, Scoring Efficiency: 43%



**MATCH TEAM STATISTICS**  
 参赛队技术统计 / STATISTIQUES DU MATCH PAR ÉQUIPE

**NOR 34 - 27 RUS**  
 (18 - 13) (16 - 14)

Referees: (11) BORD G / (12) BUY O (FRA)

**RUS - Russian Fed.**

**Shots Distribution**

Players			Goals / Shots			
3 POLTORATSKAYA I	4 ROMENSKAYA O	5 POSTNOVA L	6 KAREEVA A	8 ANDRYUSHINA E	9 USKOVA Y	10 POLENOVA E
1/2		1/1		0/1		
0/2				1/1		1/3
0/1		0/1	0/1	1/1		2/2
1-Blocked		1-Missed	2-Post	2-Blocked		1-Post
11 TUREY E	15 SHIPILOVA N	17 MARENNIKOVA E	19 DMITRIEVA E	24 BLIZNOVA I		
0/1			0/1	2/3		
	2/2	1/1	1/1	1/1	3/4	
1-Blocked	1-Post			2-Post		

Team	Offence	Defence	Goalkeepers
Goals / Shots			Saves / Shots
2/4	2/2 Breakthroughs	1/1 Breakthroughs	1/5
4/10	3/3	1/2	0/4
6/8	1/4	0/1	1/8
1-Missed	6/16	4/5	0/3
6-Post	3/4	8/18	2/2
5-Blocked	0/6	1/4	2/8
	2/5 7m	12/16 Fast Breaks	
	0/2	6/8 Fast Breaks	1 SUSLINA I
			1/4
			0/3
			0/5
			0/1
			1/1
			16 SIDOROVA M
			0/1
			1/5
			0/3
			2/2
			1/2
			0/2
			1/7

Legend:							
%	Efficiency	2Min	2 Minute Suspensions	6m	6-metre Shots	7m	7-metre Shots
AS	Assists	BS	Blocked Shots	BT	Breakthroughs	EX	Exclusions
G/S	Goals/Shots	n/a	not applicable	RC	Red Cards	S/S	Saves/Shots
TF	Technical Faults	TP	Time Played	Wing	Wing Shots	YC	Yellow Cards
						9m	9-metre Shots
						FB	Fast Breaks
						ST	Steals



## CUMULATIVE STATISTICS

累积技术统计 / STATISTIQUES CUMULATIVES

### NOR - Norway

After 8 matches

Players		MP	Shots								Offence		Defence		Penalties			TP
No.	Name		G/S	%	6m	Wing	9m	7m	FB	BT	AS	TF	ST	BS	YC	2Min	RC	
1	GRIMSBOE Kari Aalvik	8									1				1			40:12
3	NYBERG Katja	7	17/35	49	1/2		10/24	2/3	3/5	1/1	18	15	6	2	2	1		3:00:51
4	AAMODT Ragnhild	8	15/21	71	3/3	8/12			4/6		5	5	1	1		1		3:47:25
5	SNORROEGGEN Goeril	8	10/17	59		1/1	3/7	1/1	1/3	4/5	5	5	1		1	2		2:27:22
6	LYBEKK Else Marthe Soerlie	8	31/43	72	22/26			1/2	8/15		14	6	3	5	5	5		5:34:02
7	NOESTVOLD Tonje	8	24/46	52	2/4	1/2	14/32	5/6	1/1	1/1	8	9						2:29:29
8	BREIVANG Karoline Dyhre	8	10/20	50	4/5	1/1	1/7		3/5	1/2	17	8	8	2	4	4		4:06:18
9	LUNDE Kristine	8	15/27	56	1/4		11/18		0/1	3/4	20	10	3	8	1	6		3:32:03
10	HAMMERSENG Gro	8	26/46	57	5/8		3/12	5/8	10/14	3/4	22	12	5		4	5		5:20:43
11	JOHANSEN Kari Mette	8	30/42	71	4/7	11/16	2/3		11/14	2/2	1	6	5					6:26:48
13	FRAFJORD Marit Malm	8	12/17	71	9/12		0/1		3/4		1	4	1	4				2:19:59
14	LARSEN Tonje	8	27/48	56	4/5		13/29		6/8	4/6	19	14	7	16	3	2		4:39:19
16	HARALDSEN Katrine Lunde	8	0/1	0					0/1		1	4	2					7:15:03
18	RIEGELHUTH Linn-Kristin	8	31/44	70	3/4	3/10	3/7	6/6	15/16	1/1	9	8	5		2			4:20:26
Bench/Team											1							
<b>Totals</b>			248/407	61	58/80	25/42	60/140	20/26	65/93	20/26	135	108	47	38	22	27	0	0

Goalkeepers		Total Shots		6m Shots		Wing Shots		9m Shots		7m Shots		Fast Breaks		Breakthroughs	
No.	Name	S/S	%	S/S	%	S/S	%	S/S	%	S/S	%	S/S	%	S/S	%
1	GRIMSBOE Kari Aalvik	9/31	29	0/5	0	1/2	50	2/10	20	4/10	40	1/3	33	1/1	100
16	HARALDSEN Katrine Lunde	120/283	42	10/42	24	21/45	47	72/118	61	7/22	32	6/33	18	4/23	17
<b>Totals</b>		130/315	41	10/47	21	22/47	47	74/128	58	11/32	34	8/37	22	5/24	21

Team Shots	Goals	Saves	Missed	Post	Blocked	Total	%
6m Shots	58	16	4	2	0	80	73
Wing Shots	25	14	3	0	0	42	60
9m Shots	60	42	13	10	15	140	43
7m Shots	20	4	2	0	n/a	26	77
Fast Breaks	65	19	2	5	2	93	70
Breakthroughs	20	4	0	2	0	26	77
<b>Totals</b>	248	99	24	19	17	407	61

Played		
PR	CHN	30 - 23
PR	ANG	31 - 17
PR	KAZ	35 - 19
PR	FRA	34 - 24
PR	ROU	24 - 23
QF	SWE	31 - 24
SF	KOR	29 - 28
GM	RUS	34 - 27

Number of Attacks: 484, Scoring Efficiency: 51%



**CUMULATIVE STATISTICS**  
累积技术统计 / STATISTIQUES CUMULATIVES

**NOR - Norway**  
After 8 matches

**Shots Distribution**

3 NYBERG K			4 AAMODT R			5 SNORROEGGEN G			6 LYBEKK EMS			7 NOESTVOLD T			8 BREIVANG KD			9 LUNDE K		
2/4	1/1	4/4		3/4	0/2			2/2	3/4	1/2	4/5	3/5	0/1	2/2	1/1		1/3	3/4	1/2	3/3
0/1	0/1	2/2	2/2		0/1	1/2			1/4		2/4	1/2		3/5	0/2		2/2	4/6		0/1
4/7	2/5	2/3	1/1	2/2	7/7	2/3	4/6	1/2	10/10	2/3	8/9	5/5	2/2	8/10	1/1	1/2	4/6	0/1		4/6
1-Missed 3-Post 3-Blocked			1-Missed 1-Post			1-Missed 1-Blocked			2-Post			7-Missed 3-Post 4-Blocked			1-Missed 2-Blocked			1-Missed 2-Post 1-Blocked		

10 HAMMERSENG G			11 JOHANSEN KM			13 FRAFJORD MM			14 LARSEN T			18 RIEGELHUTH L		
3/4			6/7	4/5	0/1	2/2	2/3		2/4	3/3		5/5	5/7	3/4
2/4		1/3	5/7		2/4	2/2			3/3	0/1	3/6	5/7		1/4
4/6	5/6	11/17	8/10	1/1	4/4	6/8	0/1		7/8	3/4	6/8	7/7	2/2	3/3
3-Missed 2-Post 1-Blocked			2-Missed 1-Post			1-Post			4-Missed 3-Post 4-Blocked			3-Missed 1-Post 1-Blocked		

**Team**

**Offence**

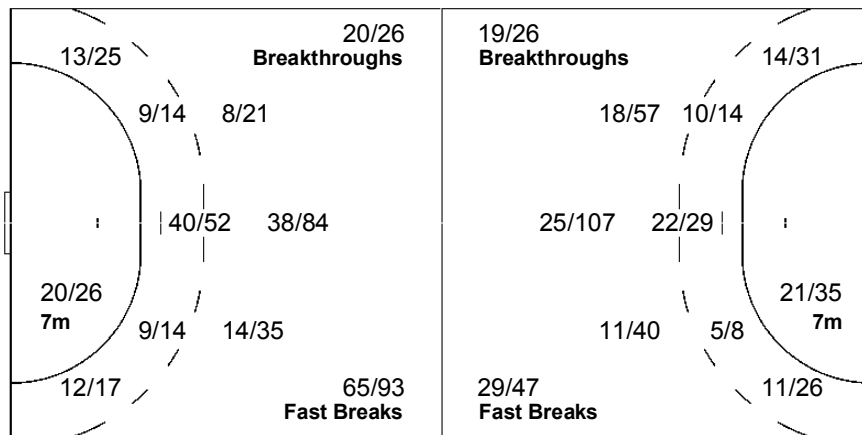
**Defence**

**Goalkeepers**

Goals / Shots

30/40	20/28	19/26
26/42	0/3	16/32
55/67	24/34	58/75

24-Missed 19-Post 17-Blocked



Saves / Shots

9/25	8/23	11/28
22/41	13/13	17/35
12/59	15/27	23/64

1 GRIMSBOE KA

0/1		2/2
2/5	2/2	0/3
0/8	1/1	2/9

16 HARALDSEN KL

9/24	8/23	9/26
20/36	10/10	17/32
12/51	14/26	21/55

Legend:		2Min		6m		7m		9m	
%	Efficiency	2 Min	2 Minute Suspensions	6m	6-metre Shots	7m	7-metre Shots	9m	9-metre Shots
AS	Assists	BS	Blocked Shots	BT	Breakthroughs	EX	Exclusions	FB	Fast Breaks
G/S	Goals/Shots	GM	Gold Medal Match	MP	Matches Played	n/a	not applicable	PR	Preliminary Round
QF	Quarterfinal	RC	Red Cards	S/S	Saves/Shots	SF	Semifinal	ST	Steals
TF	Technical Faults	TP	Time Played	Wing	Wing Shots	YC	Yellow Cards		



## CUMULATIVE STATISTICS

累积技术统计 / STATISTIQUES CUMULATIVES

### RUS - Russian Fed.

After 8 matches

Players		MP	Shots								Offence		Defence		Penalties			TP
No.	Name		G/S	%	6m	Wing	9m	7m	FB	BT	AS	TF	ST	BS	YC	2Min	RC	
1	SUSLINA Inna	8								2		1						4:18:20
3	POLTORATSKAYA Irina	8	22/45	49	3/6		6/21	5/7	2/3	6/8	10	11	2		1			2:32:31
4	ROMENSKAYA Oxana	8	3/6	50	3/4	0/1			0/1		3	13	3	12	1	5		4:39:36
5	POSTNOVA Liudmila	8	37/76	49	1/1	0/1	23/53		6/10	7/11	17	25	5	7	5	6	1	5:23:04
6	KAREEVA Anna	8	6/10	60		1/2	0/2			5/6	4	7			1			1:23:06
8	ANDRYUSHINA Ekaterina	8	23/38	61	2/4		5/12		9/10	7/12	16	14	7	5	3	2		4:18:37
9	USKOVA Yana	8	7/14	50	0/1	2/5			4/7	1/1	3	12	2		2	2		4:32:05
10	POLENOVA Elena	8	21/47	45			9/26	12/21			7	6	2	13	3	4		3:15:15
11	TUREY Emiliya	8	21/36	58	1/2	5/9	0/1	7/11	6/10	2/3	2	8	11		1	3		4:56:19
15	SHIPILOVA Natalia	8	21/29	72	13/16		0/1		8/10	0/2	15	8	5	4	2	1		6:08:20
16	SIDOROVA Maria	8									3	2						3:58:33
17	MARENNIKOVA Ekaterina	8	20/30	67	4/7	4/7	1/1		8/11	3/4	2	15	3		1			3:59:28
19	DMITRIEVA Elena	8	12/19	63	4/5	2/4		1/4	5/6		2	12	3			3		3:37:36
24	BLIZNOVA Irina	8	36/70	51	7/8		13/32	3/7	4/7	9/16	6	14	4		4	1		5:17:10
Bench/Team											7				1			
<b>Totals</b>			229/420	55	38/54	14/29	57/149	28/50	52/75	40/63	92	154	48	41	22	30	1	0

Goalkeepers		Total Shots		6m Shots		Wing Shots		9m Shots		7m Shots		Fast Breaks		Breakthroughs	
No.	Name	S/S	%	S/S	%	S/S	%	S/S	%	S/S	%	S/S	%	S/S	%
1	SUSLINA Inna	59/158	37	7/28	25	17/30	57	26/54	48	3/16	19	6/25	24	0/5	0
16	SIDOROVA Maria	47/157	30	4/21	19	10/27	37	21/48	44	3/17	18	6/34	18	3/10	30
<b>Totals</b>		107/317	34	11/49	22	27/58	47	48/103	47	6/33	18	12/59	20	3/15	20

Team Shots	Goals	Saves	Missed	Post	Blocked	Total	%
6m Shots	38	12	2	2	0	54	70
Wing Shots	14	10	1	4	0	29	48
9m Shots	57	46	10	12	24	149	38
7m Shots	28	13	1	7	n/a	50	56
Fast Breaks	52	14	3	6	0	75	69
Breakthroughs	40	15	4	4	0	63	63
<b>Totals</b>	229	110	21	35	24	420	55

Played		
PR	KOR	29 - 29
PR	SWE	28 - 24
PR	BRA	28 - 19
PR	HUN	33 - 24
PR	GER	30 - 29
QF	FRA	32 - 31
SF	HUN	22 - 20
GM	NOR	27 - 34

Number of Attacks: 520, Scoring Efficiency: 44%



## CUMULATIVE STATISTICS

累积技术统计 / STATISTIQUES CUMULATIVES

### RUS - Russian Fed.

After 8 matches

#### Shots Distribution

##### Players

Goals / Shots

3 POLTORATSKAYA I			4 ROMENSKAYA O			5 POSTNOVA L			6 KAREEVA A			8 ANDRYUSHINA E			9 USKOVA Y			10 POLENOVA E		
10/12	1/1	2/2	1/1	1/1		3/4	0/1	4/5	1/1	1/2	1/2	7/8	0/1	1/1	2/2	1/1	1/1	6/7		2/2
2/6		0/1			0/1	6/7		6/8			2/2	2/3		2/2	0/1		1/2	2/9		0/1
6/11	0/1	1/1		1/2		8/12	1/2	9/14		0/1	1/1	7/14	1/1	3/4	0/1		2/3	3/6		8/10
2-Missed 4-Post 4-Blocked			1-Post			6-Missed 8-Post 9-Blocked			1-Missed			2-Post 2-Blocked			3-Post			2-Missed 6-Post 3-Blocked		
11 TUREY E			15 SHIPILOVA N			17 MARENNIKOVA E			19 DMITRIEVA E			24 BLIZNOVA I								
0/1		3/3	2/2	4/4	1/1		2/3	1/2			1/1	5/7	1/3	3/4						
1/5		2/3	2/2	0/1		1/1		4/6		0/2	3/4	8/13		0/3						
8/10	2/4	5/5	8/8	1/2	3/4	5/6	1/1	6/7	1/2	2/3	5/5	5/7	2/3	12/19						
2-Missed 2-Post 1-Blocked			2-Missed 2-Post 1-Blocked			3-Missed 1-Post			2-Post			3-Missed 4-Post 4-Blocked								

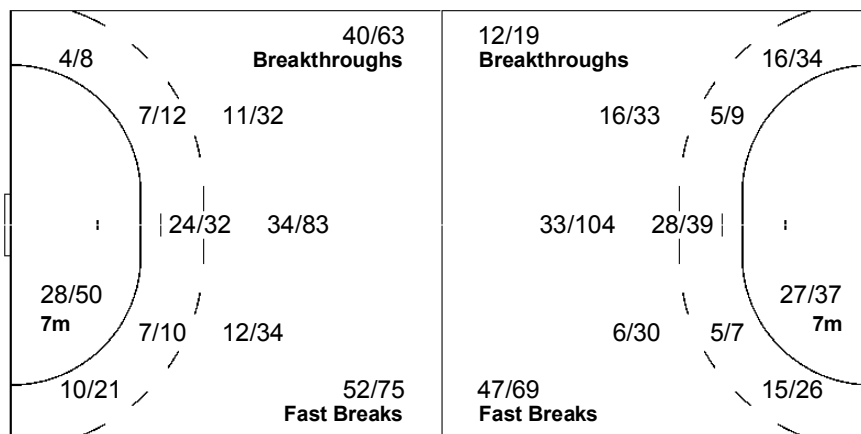
##### Team

Goals / Shots

37/45	11/17	20/24
24/47	0/3	20/33
51/77	11/20	55/73

21-Missed 35-Post 24-Blocked

##### Offence



##### Defence

##### Goalkeepers

Saves / Shots

5/32	9/19	7/24
18/43	6/6	20/37
18/60	15/35	9/61

##### 1 SUSLINA I

2/18	5/8	2/8
11/22	4/4	11/17
9/34	11/19	4/28

##### 16 SIDOROVA M

3/14	4/11	5/16
7/21	2/2	9/20
8/25	4/16	5/32

##### Legend:

%	Efficiency	<b>2Min</b>	2 Minute Suspensions	<b>6m</b>	6-metre Shots	<b>7m</b>	7-metre Shots	<b>9m</b>	9-metre Shots
<b>AS</b>	Assists	<b>BS</b>	Blocked Shots	<b>BT</b>	Breakthroughs	<b>EX</b>	Exclusions	<b>FB</b>	Fast Breaks
<b>G/S</b>	Goals/Shots	<b>GM</b>	Gold Medal Match	<b>MP</b>	Matches Played	<b>n/a</b>	not applicable	<b>PR</b>	Preliminary Round
<b>QF</b>	Quarterfinal	<b>RC</b>	Red Cards	<b>S/S</b>	Saves/Shots	<b>SF</b>	Semifinal	<b>ST</b>	Steals
<b>TF</b>	Technical Faults	<b>TP</b>	Time Played	<b>Wing</b>	Wing Shots	<b>YC</b>	Yellow Cards		

### CUMULATIVE STATISTICS

累积技术统计 / STATISTIQUES CUMULATIVES

#### KOR - Korea After 8 matches

Players		MP	Shots								Offence		Defence		Penalties				TP
No.	Name		G/S	%	6m	Wing	9m	7m	FB	BT	AS	TF	ST	BS	YC	2Min	RC	EX	
1	OH Yongran	8	1/3	33			1/2		0/1			1						5:40:39	
3	KIM Ona	8	19/34	56	0/3		3/8	9/12	0/1	7/10	11	10	1					1:40:35	
4	HUH Soonyoung	8	24/27	89	14/16				10/11		8	7	5	3	3	8	1	7:04:02	
6	SONG Hairim	8	1/3	33			1/2	0/1										3:59	
7	KIM Namsun	8	4/5	80		2/3			2/2				1					39:14	
9	KIM Chayoun	8	7/12	58	1/3	2/4			4/5		2	4	3	2	3	2		2:47:39	
10	OH Seongok	8	25/45	56	3/4	0/1	13/29		5/6	4/5	33	38	13		5	5		5:50:17	
11	HONG Jeongho	8	44/66	67	4/5	0/1	8/22	28/33	1/2	3/3	21	9	2	2	2	1		4:06:21	
13	PARK Chunghee	8	37/62	60	1/2	18/36	1/2		16/21	1/1	8	4	3		2	1		6:50:12	
16	LEE Minhee	8										1						2:19:21	
17	AN Junghwa	8	31/50	62	2/2	15/29	0/1		8/12	6/6	10	12	7		1	1		7:21:21	
18	BAE Minhee	8	1/2	50		1/2						1				2		43:42	
19	CHOI Imjeong	8	11/30	37	1/2	0/1	7/21	0/2		3/4	9	20	1	1	6	3	1	3:29:50	
20	MOON Pilhee	8	42/83	51	5/7	1/2	21/51		10/13	5/10	26	25	6	3		3		7:22:48	
Bench/Team															1				
<b>Totals</b>			247/422	59	31/44	39/79	55/138	37/48	56/74	29/39	128	132	42	11	23	26	2	0	

Goalkeepers		Total Shots		6m Shots		Wing Shots		9m Shots		7m Shots		Fast Breaks		Breakthroughs	
No.	Name	S/S	%	S/S	%	S/S	%	S/S	%	S/S	%	S/S	%	S/S	%
1	OH Yongran	83/231	36	16/51	31	11/29	38	36/60	60	6/15	40	8/42	19	6/34	18
16	LEE Minhee	36/95	38	5/19	26	11/19	58	11/23	48	1/8	13	4/16	25	4/10	40
<b>Totals</b>		119/326	37	21/70	30	22/48	46	47/83	57	7/23	30	12/58	21	10/44	23

Team Shots	Goals	Saves	Missed	Post	Blocked	Total	%
6m Shots	31	12	1	0	0	44	70
Wing Shots	39	31	1	8	0	79	49
9m Shots	55	47	9	5	22	138	40
7m Shots	37	8	1	2	n/a	48	77
Fast Breaks	56	12	3	2	1	74	76
Breakthroughs	29	5	2	3	0	39	74
<b>Totals</b>	247	115	17	20	23	422	59

Played		
PR	RUS	29 - 29
PR	GER	30 - 20
PR	SWE	31 - 23
PR	BRA	32 - 33
PR	HUN	33 - 22
QF	CHN	31 - 23
SF	NOR	28 - 29
BM	HUN	33 - 28

Number of Attacks: 519, Scoring Efficiency: 48%



## CUMULATIVE STATISTICS

累积技术统计 / STATISTIQUES CUMULATIVES

### KOR - Korea After 8 matches

#### Shots Distribution

##### Players

Goals / Shots

3 KIM O			4 HUH S			6 SONG H			7 KIM N			9 KIM C			10 OH S			11 HONG J		
0/1	0/3	4/4	7/7	4/5	0/1	1/1				1/1	1/1		0/3	1/1	4/5	2/4	6/8	8/10	2/3	5/6
	1/1	2/3	2/2		1/2						2/2				1/3	0/1	0/2	0/1	0/3	2/4
5/6	2/4	5/6	3/3	6/6	1/1	0/1						1/2	4/5	1/1	10/11		2/2	12/13	2/5	13/16
2-Post 4-Blocked			1-Missed			1-Missed			1-Missed 3-Post 5-Blocked			1-Missed 1-Post 3-Blocked								

13 PARK C			17 AN J			18 BAE M			19 CHOI I			20 MOON P		
6/6	6/9	1/2	1/1	4/7	5/6		1/1		2/5	0/1	2/3	10/10	1/4	2/3
1/6	0/2	2/4	2/4		1/4				1/2	0/1	0/1	4/5		1/2
9/10	6/9	6/9	5/7	6/8	7/7				2/3	0/2	4/6	14/17	5/15	5/9
1-Missed 4-Post			1-Missed 5-Post			1-Post			1-Missed 1-Post 4-Blocked			8-Missed 3-Post 7-Blocked		

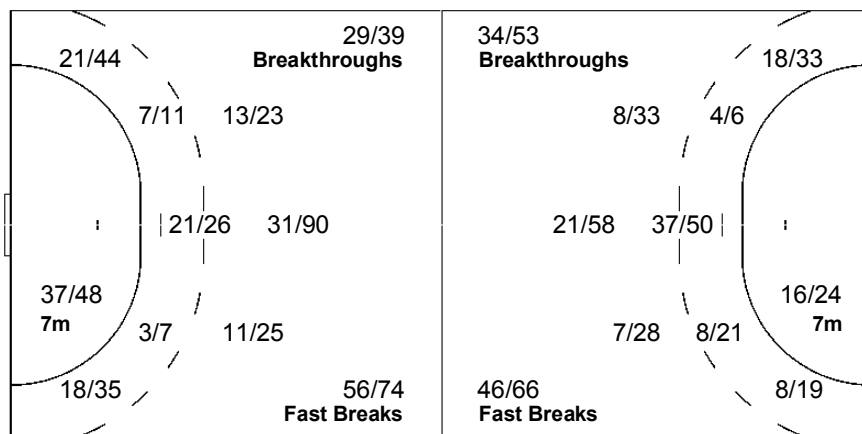
##### Team

Goals / Shots

39/46	21/41	27/35
11/23	1/8	11/24
62/74	31/54	44/57

17-Missed 20-Post 23-Blocked

##### Offence



##### Defence

##### Goalkeepers

Saves / Shots

17/45	9/23	9/35
23/36	5/5	19/41
15/53	15/37	7/51

##### 1 OH Y

9/30	5/15	4/19
17/26	4/4	13/27
13/43	11/31	7/36

##### 16 LEE M

8/15	4/8	5/16
6/10	1/1	6/14
2/10	4/6	0/15

##### Legend:

%	Efficiency	2Min	2 Minute Suspensions	6m	6-metre Shots	7m	7-metre Shots	9m	9-metre Shots
AS	Assists	BM	Bronze Medal Match	BS	Blocked Shots	BT	Breakthroughs	EX	Exclusions
FB	Fast Breaks	G/S	Goals/Shots	MP	Matches Played	n/a	not applicable	PR	Preliminary Round
QF	Quarterfinal	RC	Red Cards	S/S	Saves/Shots	SF	Semifinal	ST	Steals
TF	Technical Faults	TP	Time Played	Wing	Wing Shots	YC	Yellow Cards		

## CUMULATIVE STATISTICS

累积技术统计 / STATISTIQUES CUMULATIVES

### HUN - Hungary

After 8 matches

Players		MP	Shots								Offence		Defence		Penalties				TP
No.	Name		G/S	%	6m	Wing	9m	7m	FB	BT	AS	TF	ST	BS	YC	2Min	RC	EX	
2	FERLING Bernadett	8	25/42	60	4/4	0/1	14/28		1/3	6/6	14	8		2	1	2			3:26:21
6	VERTEN Orsolya	8	27/42	64	5/7	10/19			10/12	2/4	5	13	3		2	3			5:50:00
10	PIGNICZKI Krisztina	8	6/11	55	2/3	1/2	1/3		1/2	1/1	4	6	3	1		1			2:35:24
12	HERR Orsolya	8																	13:58
13	GORBICZ Anita	8	49/105	47	3/5	7/10	12/49	15/25	4/7	8/9	32	27	4		2	3			7:40:36
16	PALINGER Katalin	8	0/1	0					0/1		1	2							7:45:47
17	TOTH Timea	8	25/57	44	2/5		14/38	8/9	0/2	1/3	11	21	3	5	2	9	1		3:51:42
18	SZAMORANSKY Piroska	8	19/30	63	10/19				8/10	1/1	9	9	2		4	3			5:40:48
22	BODI Bernadett	8	3/9	33	0/1	3/6	0/1		0/1		3	2	2			2			2:48:57
23	SZUCS Gabriella	8	9/19	47	1/1		7/15		1/3		6	5	2	5	3	6			2:22:02
26	BORBAS Rita	8	6/8	75	5/7					1/1		3				1			49:20
31	HORNYAK Agnes	8	5/8	63	3/4	1/1	0/2		1/1		5	6		1		4			2:10:16
83	KOVACSICZ Monika	8	22/36	61	1/1	16/26			2/6	3/3	3	8	5	1	2	3			5:19:36
87	TOMORI Zsuzsanna	8	15/38	39	1/4		8/24		4/8	2/2	13	16	6	13	7	11	1		5:25:13
Bench/Team											1				3				
<b>Totals</b>			211/406	52	37/61	38/65	56/160	23/34	32/56	25/30	106	127	30	28	26	48	2	0	

Goalkeepers		Total Shots		6m Shots		Wing Shots		9m Shots		7m Shots		Fast Breaks		Breakthroughs	
No.	Name	S/S	%	S/S	%	S/S	%	S/S	%	S/S	%	S/S	%	S/S	%
12	HERR Orsolya	2/13	15	0/2	0	0/2	0	0/3	0	2/4	50			0/2	0
16	PALINGER Katalin	108/323	33	8/38	21	24/54	44	48/104	46	5/29	17	16/64	25	7/34	21
<b>Totals</b>		110/337	33	8/40	20	24/57	42	48/107	45	7/33	21	16/64	25	7/36	19

Team Shots	Goals	Saves	Missed	Post	Blocked	Total	%
6m Shots	37	19	1	4	0	61	61
Wing Shots	38	21	2	4	0	65	58
9m Shots	56	44	18	19	23	160	35
7m Shots	23	5	3	2	n/a	34	68
Fast Breaks	32	13	6	5	0	56	57
Breakthroughs	25	3	1	1	0	30	83
<b>Totals</b>	211	105	31	35	23	406	52

Played		
PR	SWE	30 - 24
PR	BRA	28 - 28
PR	GER	25 - 24
PR	RUS	24 - 33
PR	KOR	22 - 33
QF	ROU	34 - 30
SF	RUS	20 - 22
BM	KOR	28 - 33

Number of Attacks: 496, Scoring Efficiency: 43%



**CUMULATIVE STATISTICS**  
累积技术统计 / STATISTIQUES CUMULATIVES

**HUN - Hungary**  
After 8 matches

**Shots Distribution**

2 FERLING B			6 VERTEN O			10 PIGNICZKI K			13 GORBICZ A			17 TOTH T			18 SZAMORANSKY P			22 BODI B		
6/8	0/2	4/6	3/4	0/1	3/5	2/2		1/1	3/4	2/3	6/7	2/3	1/3	2/3	7/8	3/4				
1/2		0/3			1/2	0/2		1/2	6/9	1/1	2/10	3/5	0/1	2/4	1/2		1/1	0/1		2/2
2/3	1/1	11/11	5/6	7/9	8/10	1/1	1/2		12/13	6/12	11/18	6/7	1/3	8/9	3/4	2/3	2/3	1/1	0/1	0/2
3-Missed 3-Post			1-Missed 4-Post			1-Missed			8-Missed 8-Post			12-Blocked 8-Missed 6-Post			4-Blocked 1-Missed 4-Post			1-Missed 1-Post		
23 SZUCS G			26 BORBAS R			31 HORNYAK A			83 KOVACSICZ M			87 TOMORI Z								
1/1	1/1		1/1	2/2		1/1			3/3	3/7	4/5	1/2		2/3						
0/1	0/1								3/5		3/3	0/4		0/3						
3/6		4/4	2/2	0/1	1/1	2/3		2/3	4/4	1/4	1/1	6/7		6/7						
1-Missed 4-Blocked			1-Post			1-Post			2-Missed 2-Post			4-Missed 5-Post 3-Blocked								

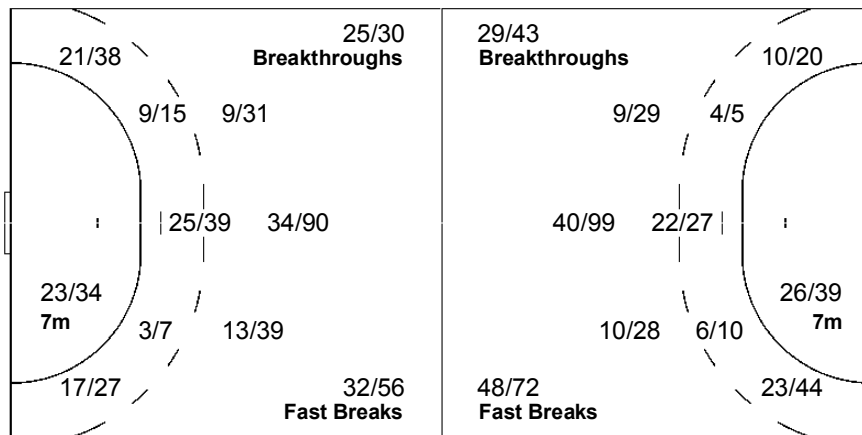
**Team**

Goals / Shots

30/37	12/23	22/30
14/31	1/3	12/30
47/57	19/36	54/69

31-Missed 35-Post 23-Blocked

**Offence**



**Defence**

**Goalkeepers**

Saves / Shots

6/40	10/22	7/27
26/43	2/3	18/40
19/74	14/43	8/45

**12 HERR O**

0/1		0/3
2/3		
0/4	0/1	0/1

**16 PALINGER K**

6/39	10/22	7/24
24/40	2/3	18/40
19/69	14/42	8/44

**Legend:**

%	Efficiency	<b>2Min</b>	2 Minute Suspensions	<b>6m</b>	6-metre Shots	<b>7m</b>	7-metre Shots	<b>9m</b>	9-metre Shots
<b>AS</b>	Assists	<b>BM</b>	Bronze Medal Match	<b>BS</b>	Blocked Shots	<b>BT</b>	Breakthroughs	<b>EX</b>	Exclusions
<b>FB</b>	Fast Breaks	<b>G/S</b>	Goals/Shots	<b>MP</b>	Matches Played	<b>n/a</b>	not applicable	<b>PR</b>	Preliminary Round
<b>QF</b>	Quarterfinal	<b>RC</b>	Red Cards	<b>S/S</b>	Saves/Shots	<b>SF</b>	Semifinal	<b>ST</b>	Steals
<b>TF</b>	Technical Faults	<b>TP</b>	Time Played	<b>Wing</b>	Wing Shots	<b>YC</b>	Yellow Cards		



## CUMULATIVE STATISTICS

累积技术统计 / STATISTIQUES CUMULATIVES

### FRA - France

After 8 matches

Players		MP	Shots								Offence		Defence		Penalties			TP	
No.	Name		G/S	%	6m	Wing	9m	7m	FB	BT	AS	TF	ST	BS	YC	2Min	RC		EX
4	KAMTO NJITAM Nina	8	16/26	62	12/16	0/1	0/1		4/5	0/3	9	10	4	4	3	2			4:49:14
5	AYGLON Camille	8	9/19	47			3/9		4/7	2/3	12	7	4	2	1	2			3:22:10
8	PECQUEUX-ROLLAND Veronique	8	18/27	67	11/18		0/1		6/7	1/1	7	10	2		2	3			3:54:32
9	BAUDOUIIN Paule	8	31/51	61	1/1	8/17	3/7	15/19	4/6	0/1	7	4	2		3	3			4:19:32
10	HERBRECHT Sophie	8	29/82	35	3/7		17/61	5/8	2/4	2/2	28	29	2	1	3	2			5:29:05
11	CANO Stephanie	8	12/23	52	1/1	3/10	2/4		6/8		1	9	3			1			4:24:41
12	LEYNAUD Amandine	8									1	1							2:21:37
13	WENDLING Isabelle	8	6/8	75	3/3		0/1		3/4		8	9	10	3	2	4			4:19:36
16	NICOLAS Valerie	8									2		2						6:18:23
19	VANPARYS-TORRES Christine	8	17/41	41			10/30	1/2	2/3	4/6	4	15	1	1		1			3:03:13
20	TERVEL Raphaelle	8	24/40	60	2/4	7/16	0/3		11/13	4/4	10	15	11	5	3	2			6:30:27
21	TOUNKARA Maakan	8	17/29	59	5/5	4/14	0/1		8/9		6	8	1		2	1			4:14:46
23	LACRABERE Alexandra	8	16/36	44	2/4	1/1	9/26		2/3	2/2	7	7		1	2	3			3:04:07
24	SIGNATE Mariama	8	24/52	46	3/3		11/36		4/5	6/8	13	21	6	14	3	6			4:28:37
Bench/Team												1			2				
<b>Totals</b>			219/434	50	43/62	23/59	55/180	21/29	56/74	21/30	115	146	48	31	26	30	0	0	

Goalkeepers		Total Shots		6m Shots		Wing Shots		9m Shots		7m Shots		Fast Breaks		Breakthroughs	
No.	Name	S/S	%	S/S	%	S/S	%	S/S	%	S/S	%	S/S	%	S/S	%
12	LEYNAUD Amandine	38/96	40	3/9	33	3/14	21	18/32	56	3/12	25	6/18	33	5/11	45
16	NICOLAS Valerie	105/264	40	13/39	33	16/35	46	39/76	51	8/29	28	18/51	35	11/34	32
<b>Totals</b>		143/360	40	16/48	33	19/49	39	57/108	53	11/41	27	24/69	35	16/45	36

Team Shots	Goals	Saves	Missed	Post	Blocked	Total	%
6m Shots	43	14	3	2	0	62	69
Wing Shots	23	29	3	4	0	59	39
9m Shots	55	65	17	11	32	180	31
7m Shots	21	5	2	1	n/a	29	72
Fast Breaks	56	14	1	2	1	74	76
Breakthroughs	21	5	2	2	0	30	70
<b>Totals</b>	219	132	28	22	33	434	50

Played		
PR	ANG	32 - 21
PR	KAZ	21 - 18
PR	ROU	26 - 34
PR	NOR	24 - 34
PR	CHN	18 - 21
QF	RUS	31 - 32
PL	ROU	36 - 34
PL	CHN	31 - 23

Number of Attacks: 546, Scoring Efficiency: 40%



**CUMULATIVE STATISTICS**  
累积技术统计 / STATISTIQUES CUMULATIVES

**FRA - France**  
After 8 matches

**Shots Distribution**

4 KAMTO NJITAM N			5 AYGLON C			8 PECQUEUX-ROLLAND V			9 BAUDOIN P			10 HERBRECHT S			11 CANO S			13 WENDLING I		
2/3		3/4	1/3	1/2	1/2	2/2	1/1	2/2		4/5	5/7	3/5	0/1	2/6	0/1				0/1	
4/5	0/2		2/4	0/1	2/2	3/5		1/1	1/3	0/2	6/9	3/7		0/1	1/1	0/1	2/3	1/1		2/2
5/5		2/3	2/2		0/1	1/3	1/2	7/8	7/7	1/3	7/10	9/16	2/7	10/14	5/5	1/2	3/7	1/1		2/2
1-Missed 2-Post 1-Blocked			1-Missed 1-Blocked			3-Missed			3-Missed 2-Post			5-Missed 6-Post 14-Blocked			1-Missed 2-Post			1-Blocked		

19 VANPARYS-TORRES C			20 TERVEL R			21 TOUNKARA M			23 LACRABERE A			24 SIGNATE M		
1/4		1/4	3/4	1/2	3/4	3/3	3/5	2/3	3/4	0/1	0/1	1/2	0/1	2/2
3/4			0/1	0/2	4/9		0/1	2/5	2/3		0/2	2/3		0/4
9/12	1/2	2/3	5/5	0/1	8/9	2/2		5/6	4/7	2/4	5/5	8/8	1/3	10/17
2-Missed 3-Post 7-Blocked			2-Post 1-Blocked			1-Missed 2-Post 1-Blocked			4-Missed			5-Blocked 7-Missed 3-Post 2-Blocked		

**Team**

**Offence**

**Defence**

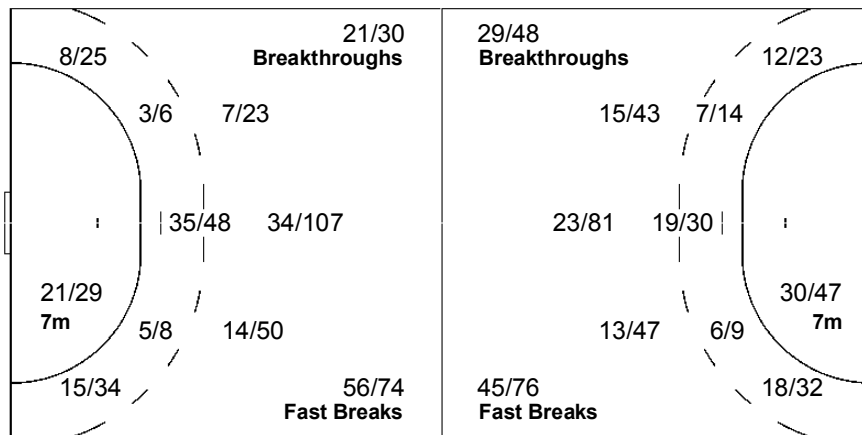
**Goalkeepers**

Goals / Shots

Saves / Shots

19/31	10/19	21/35
22/37	0/9	19/38
58/73	9/24	61/85

28-Missed 22-Post 33-Blocked



13/40	13/18	15/37
12/27	8/8	24/45
22/72	15/41	21/72

12 LEYNAUD A		
3/6	4/6	7/12
4/8	1/1	6/13
3/22	6/11	4/17

16 NICOLAS V		
10/34	9/12	8/25
8/19	7/7	18/32
19/50	9/30	17/55

Legend:									
%	Efficiency	2Min	2 Minute Suspensions	6m	6-metre Shots	7m	7-metre Shots	9m	9-metre Shots
AS	Assists	BS	Blocked Shots	BT	Breakthroughs	EX	Exclusions	FB	Fast Breaks
G/S	Goals/Shots	MP	Matches Played	n/a	not applicable	PL	Placement	PR	Preliminary Round
QF	Quarterfinal	RC	Red Cards	S/S	Saves/Shots	ST	Steals	TF	Technical Faults
TP	Time Played	Wing	Wing Shots	YC	Yellow Cards				



## CUMULATIVE STATISTICS

累积技术统计 / STATISTIQUES CUMULATIVES

### CHN - China After 8 matches

Players		MP	Shots								Offence		Defence		Penalties			TP
No.	Name		G/S	%	6m	Wing	9m	7m	FB	BT	AS	TF	ST	BS	YC	2Min	RC	
1	LIU Guini	8									1				1			1:58:02
2	WEI Qiuxiang	8	14/27	52	1/2	6/11	0/2	4/4	3/5	0/3		3	4	2	2			4:50:17
3	LIU Yun	8	35/49	71	16/22		0/1	18/25	1/1		6	18			1	1		4:33:12
7	ZHANG Geng	6	5/12	42	2/2	0/1	1/4			2/5	3	6	1					58:03
9	WANG Min	8	10/16	63	1/1	5/7			4/6	0/2	4	3	8	2				4:01:03
10	WANG Shasha	8	32/67	48	5/6	1/1	15/45		2/3	9/12	22	32	12	1	4	5		7:28:40
12	HUANG Hong	8										1	1					6:02:04
13	WU Yanan	2	0/3	0		0/2			0/1		1			2				1:03:51
14	LIU Xiaomei	8	30/89	34	2/3		20/71		3/6	5/9	23	28	8	1	4	3		7:07:00
15	SUN Laimiao	8	2/4	50	0/1				2/3		1	1			2	5	1	1:25:33
18	WU Wenjuan	8	9/26	35	5/7	0/2	1/9		2/5	1/3	9	17	9	2	1	5		4:01:10
19	LI Weiwei	8	28/56	50	0/3		7/26	13/16	2/4	6/7	7	7						2:39:01
21	LI Bing	8	8/18	44	1/1		1/4		3/8	3/5	5	4	6	8	3	3		3:25:58
22	HUANG Dongjie	8	13/23	57		7/14			5/7	1/2	7	8	7		3	4		5:58:36
23	YAN Meizhu	8	2/9	22			1/7	0/1	1/1			1						27:30
	Bench/Team														1			
<b>Totals</b>			188/399	47	33/48	19/38	46/169	35/46	28/50	27/48	88	130	56	12	25	29	1	0

Goalkeepers		Total Shots		6m Shots		Wing Shots		9m Shots		7m Shots		Fast Breaks		Breakthroughs	
No.	Name	S/S	%	S/S	%	S/S	%	S/S	%	S/S	%	S/S	%	S/S	%
1	LIU Guini	17/71	24	1/14	7	3/11	27	8/18	44	1/8	13	3/13	23	1/7	14
12	HUANG Hong	61/222	27	13/44	30	13/32	41	23/67	34	0/12	0	8/44	18	4/23	17
<b>Totals</b>		78/294	27	14/58	24	16/43	37	31/85	36	1/20	5	11/58	19	5/30	17

Team Shots	Goals	Saves	Missed	Post	Blocked	Total	%
6m Shots	33	12	0	1	2	48	69
Wing Shots	19	13	3	3	0	38	50
9m Shots	46	60	13	17	33	169	27
7m Shots	35	5	2	3	n/a	46	76
Fast Breaks	28	19	1	1	1	50	56
Breakthroughs	27	17	2	1	1	48	56
<b>Totals</b>	188	126	21	26	37	399	47

Played		
PR	NOR	23 - 30
PR	ROU	20 - 34
PR	ANG	32 - 24
PR	KAZ	26 - 29
PR	FRA	21 - 18
QF	KOR	23 - 31
PL	SWE	20 - 19
PL	FRA	23 - 31

Number of Attacks: 489, Scoring Efficiency: 38%



**CUMULATIVE STATISTICS**

累积技术统计 / STATISTIQUES CUMULATIVES

**CHN - China**  
After 8 matches

**Shots Distribution**

**Players**

Goals / Shots

<b>2 WEI Q</b>			<b>3 LIU Y</b>			<b>7 ZHANG G</b>			<b>9 WANG M</b>			<b>10 WANG S</b>			<b>13 WU Y</b>			<b>14 LIU X</b>		
1/1	1/3		5/6	4/5	9/9	2/2		1/1	1/1	2/3	1/1	6/8	0/1	1/2				4/6	0/2	2/3
4/6	0/1	2/4	2/2	0/1	3/5		0/1		1/2	0/1		1/1		4/7	0/1		0/1	3/7	0/2	2/6
1/1	1/3	4/5	4/5	4/6	4/4	0/1	2/2		3/5	2/3		5/9	6/7	9/12				9/15	5/10	5/15
2-Post 1-Blocked			1-Missed 3-Post 1-Blocked			2-Missed 2-Post 1-Blocked						8-Missed 6-Post 6-Blocked			1-Missed			3-Missed 2-Post 18-Blocked		
<b>15 SUN L</b>			<b>18 WU W</b>			<b>19 LI W</b>			<b>21 LI B</b>			<b>22 HUANG D</b>			<b>23 YAN M</b>					
	1/2		1/2	1/2		1/2		0/1		0/1			3/4	3/3	0/1					
					0/4	2/3	0/2	2/4	2/3		1/1		0/1	1/3	1/1					
1/2			3/6	3/4	1/2	12/15	3/6	8/12	3/7		2/4	3/3	1/2	2/2	1/2	0/2				
1-Missed 2-Post			3-Blocked 2-Missed 3-Post			6-Blocked			2-Post			2-Missed 3-Post			1-Missed 1-Post 1-Blocked					

**Team**

**Offence**

**Defence**

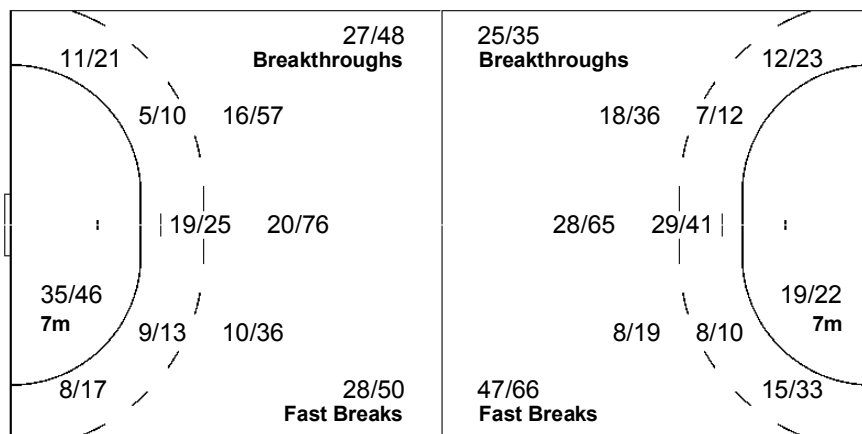
**Goalkeepers**

Goals / Shots

Saves / Shots

21/29	12/23	17/20
16/26	0/9	15/35
45/71	27/45	35/56

21-Missed 26-Post 37-Blocked



5/27	5/20	7/28
10/25	4/4	12/24
7/68	18/36	10/62

**1 LIU G**

1/6	1/6	1/4
2/13	1/1	5/10
0/10	2/5	4/16

**12 HUANG H**

4/21	4/14	6/24
8/12	3/3	7/14
7/58	16/30	6/46

Player #13 WU Yanan replaced by #7 ZHANG Geng

<b>Legend:</b>			
% Efficiency	<b>2Min</b> 2 Minute Suspensions	<b>6m</b> 6-metre Shots	<b>7m</b> 7-metre Shots
<b>AS</b> Assists	<b>BS</b> Blocked Shots	<b>BT</b> Breakthroughs	<b>EX</b> Exclusions
<b>G/S</b> Goals/Shots	<b>MP</b> Matches Played	<b>n/a</b> not applicable	<b>PL</b> Placement
<b>QF</b> Quarterfinal	<b>RC</b> Red Cards	<b>S/S</b> Saves/Shots	<b>ST</b> Steals
<b>TP</b> Time Played	<b>Wing</b> Wing Shots	<b>YC</b> Yellow Cards	<b>9m</b> 9-metre Shots
			<b>FB</b> Fast Breaks
			<b>PR</b> Preliminary Round
			<b>TF</b> Technical Faults



## CUMULATIVE STATISTICS

累积技术统计 / STATISTIQUES CUMULATIVES

### ROU - Romania

After 8 matches

Players		MP	Shots								Offence		Defence		Penalties				TP
No.	Name		G/S	%	6m	Wing	9m	7m	FB	BT	AS	TF	ST	BS	YC	2Min	RC	EX	
1	PISLARU Tereza	8								2								1:23:18	
2	MAIER Ramona	8	56/78	72	2/3	16/25	0/2	20/25	18/22	0/1	7	4	4	1				6:31:18	
4	BIRSAN Florina	8	2/3	67	2/2					0/1	1	2	1					54:04	
5	AMARIEI Carmen	8	29/58	50	3/4		19/44		2/4	5/6	16	21	3	3	2	7		4:35:04	
7	OLTEANU Adriana	8	12/14	86	1/1	3/4	3/3		4/5	1/1	1	3	3		1			2:30:00	
8	NEAGU Cristina Georgiana	8	31/65	48	2/2		24/54	0/2	3/5	2/2	17	11	3	4	4	6		6:21:57	
9	BRADEANU Aurelia	8	11/31	35	0/1		6/20		2/5	3/5	7	9	7	4	1	1		3:25:11	
10	STANCA Ionela	8	33/41	80	20/26				12/13	1/2	30	19	3		2	1		5:40:15	
12	TOLNAI Talida	5																40:08	
15	ELISEI Neli	8	31/48	65	1/1	8/12	6/11	10/13	4/8	2/3	5	10	4		1	3		6:48:21	
16	DINU Luminita	8	1/1	100					1/1		5	5				2		6:20:21	
18	MEIROSU Laura	8	19/37	51	1/4		9/24		2/2	7/7	13	15	4	6	3	6		4:08:56	
19	BESE Valeria	8	6/15	40	1/2		1/8		1/1	3/4	7	12	4	13	6	3	1	5:13:39	
25	ANI SENOCICO Mihaela	3	5/5	100		2/2		3/3				2					1	48:02	
99	LECUSANU Narcisa	8	12/25	48	1/1		4/10	1/4	3/5	3/5	9	9	2	1	1	2		2:59:26	
Bench/Team															4	2	1		
<b>Totals</b>			248/421	59	34/47	29/43	72/176	34/47	52/71	27/37	121	122	38	31	26	34	2	0	

Goalkeepers		Total Shots		6m Shots		Wing Shots		9m Shots		7m Shots		Fast Breaks		Breakthroughs	
No.	Name	S/S	%	S/S	%	S/S	%	S/S	%	S/S	%	S/S	%	S/S	%
1	PISLARU Tereza	18/62	29	4/15	27	5/8	63	7/14	50	0/4	0	0/12	0	2/9	22
12	TOLNAI Talida	5/22	23			1/3	33	3/10	30	0/4	0	1/3	33	0/2	0
16	DINU Luminita	97/248	39	12/39	31	18/43	42	44/83	53	6/22	27	11/42	26	6/19	32
<b>Totals</b>		120/332	36	16/54	30	24/54	44	54/107	50	6/30	20	12/57	21	8/30	27

Team Shots	Goals	Saves	Missed	Post	Blocked	Total	%
6m Shots	34	11	2	0	0	47	72
Wing Shots	29	9	2	3	0	43	67
9m Shots	72	40	17	11	36	176	41
7m Shots	34	8	2	3	n/a	47	72
Fast Breaks	52	12	3	2	2	71	73
Breakthroughs	27	7	1	2	0	37	73
<b>Totals</b>	248	87	27	21	38	421	59

Played		
PR	KAZ	31 - 19
PR	CHN	34 - 20
PR	FRA	34 - 26
PR	ANG	28 - 23
PR	NOR	23 - 24
QF	HUN	30 - 34
PL	FRA	34 - 36
PL	SWE	34 - 30

Number of Attacks: 505, Scoring Efficiency: 49%



## CUMULATIVE STATISTICS

累积技术统计 / STATISTIQUES CUMULATIVES

### ROU - Romania

After 8 matches

#### Shots Distribution

##### Players

Goals / Shots

2 MAIER R			4 BIRSAN F			5 AMARIEI C			7 OLTEANU A			8 NEAGU CG			9 BRADEANU A			10 STANCA I		
1/1	1/3	6/7			1/1	3/5	0/2	2/3		0/1		2/3	0/2	7/7	3/4	0/1	2/2	2/2	1/1	5/6
3/5	0/1	9/11	0/1			2/5	0/1	3/4			0/1	3/4	0/1	3/5	1/2	0/1	1/1	2/5		2/2
10/11	11/13	15/17	1/1			10/12	4/5	5/5	10/10		2/2	6/7	3/6	7/9	3/3	0/2	1/3	10/10	4/5	7/7
4-Missed 4-Post 1-Blocked			3-Missed 3-Post 10-Blocked			5-Missed 3-Post 13-Blocked 4-Missed 1-Post			7-Blocked 2-Missed 1-Post											

15 ELISEI N			18 MEIROSU L			19 BESE V			25 ANI SENOCICO M			99 LECUSANU N		
4/5	3/5	4/5	1/1		3/5			2/3	1/1		1/1	1/1		1/1
5/5		2/4	1/2	0/1	5/7			1/1						2/5
7/9		6/6	2/4	1/2	6/8	1/1	1/2	1/3	1/1	1/1	1/1	3/3	3/5	2/6
2-Missed 5-Post 2-Blocked 3-Missed			4-Blocked 3-Missed 2-Post			1-Missed 2-Post 1-Blocked								

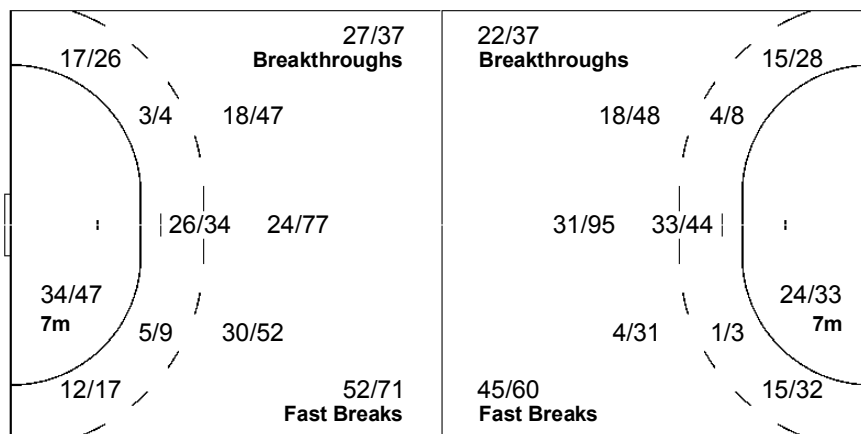
##### Team

Goals / Shots

18/23	6/16	34/41
17/29	0/5	28/41
64/72	28/41	53/67

27-Missed 21-Post 38-Blocked

##### Offence



##### Defence

##### Goalkeepers

Saves / Shots

4/24	8/12	6/28
17/29	4/4	15/27
19/81	13/28	34/99

##### 1 PISLARU T

1/7	3/3	0/1
2/2	1/1	3/3
0/14	2/6	6/25

##### 12 TOLNAI T

0/1		0/3
0/1		1/1
2/10		2/6

##### 16 DINU L

3/16	5/9	6/24
15/26	3/3	11/23
17/57	11/22	26/68

Player #12 TOLNAI Talida replaced by #25 ANI SENOCICO Mihaela

Legend:									
%	Efficiency	2Min	2 Minute Suspensions	6m	6-metre Shots	7m	7-metre Shots	9m	9-metre Shots
AS	Assists	BS	Blocked Shots	BT	Breakthroughs	EX	Exclusions	FB	Fast Breaks
G/S	Goals/Shots	MP	Matches Played	n/a	not applicable	PL	Placement	PR	Preliminary Round
QF	Quarterfinal	RC	Red Cards	S/S	Saves/Shots	ST	Steals	TF	Technical Faults
TP	Time Played	Wing	Wing Shots	YC	Yellow Cards				

## CUMULATIVE STATISTICS

累积技术统计 / STATISTIQUES CUMULATIVES

### SWE - Sweden

After 8 matches

Players		MP	Shots								Offence		Defence		Penalties			TP	
No.	Name		G/S	%	6m	Wing	9m	7m	FB	BT	AS	TF	ST	BS	YC	2Min	RC		EX
3	FLOGNMAN Tina	8	5/7	71	4/5		0/1		1/1		2	4				2			2:07:33
4	BOSON Matilda	8	25/47	53	3/3	12/27	2/4		7/11	1/2	2	7	7			3			7:05:46
5	HOLMGREN Sara	8	12/17	71	9/14				3/3		3	7	5	5	5	6			4:52:41
6	ISLAS HELGESSON Therese	2	7/16	44	2/2		2/7		2/5	1/2		3				1			1:02:00
7	WIEL FREDEN Annika	8	19/34	56	2/3	10/22	0/1		7/8		4	7	4	1	1				4:45:56
9	TOVEBY Frida	6	8/9	89	7/8				1/1		1	3	1	1	1				1:00:54
10	UTKOVIC Teresa	8	13/21	62	1/1	8/14			2/4	2/2	1	13	2		1				3:06:14
11	ENSTROM Jessica	8	15/22	68	5/5		4/9		2/2	4/6	20	12							2:27:06
12	BENGTSSON Therese	8																	1:38:23
14	ERIKSSON Sara	8	5/7	71	0/1	1/2			4/4		1	5	1	3	3	4			3:20:33
15	AHLM Johanna	8	40/95	42	3/6	1/1	13/48	10/16	7/10	6/14	22	20	1	1	4				5:47:55
16	GRUNDSTROM Madeleine	8									1	2							6:19:04
17	TORSTENSON Linnea	8	33/90	37	4/6		25/76			4/8	22	22	5	9	2	3			6:31:53
18	WIBERG Johanna	8									4	2	4	3	6	11			3:31:31
20	GULLDEN Isabelle	8	14/30	47	0/1		4/16	5/7	1/1	4/5	14	10	1	1		1			2:22:31
Bench/Team															6	1			
<b>Totals</b>			196/395	50	40/55	32/66	50/162	15/23	37/50	22/39	97	117	31	24	29	32	0	0	

Goalkeepers		Total Shots		6m Shots		Wing Shots		9m Shots		7m Shots		Fast Breaks		Breakthroughs	
No.	Name	S/S	%	S/S	%	S/S	%	S/S	%	S/S	%	S/S	%	S/S	%
12	BENGTSSON Therese	22/70	31	1/8	13	6/13	46	9/22	41	2/13	15	3/8	38	1/6	17
16	GRUNDSTROM Madeleine	74/247	30	4/47	9	12/35	34	38/79	48	8/26	31	5/31	16	7/29	24
<b>Totals</b>		96/318	30	5/55	9	18/48	38	47/102	46	10/39	26	8/39	21	8/35	23

Team Shots	Goals	Saves	Missed	Post	Blocked	Total	%
6m Shots	40	11	3	1	0	55	73
Wing Shots	32	29	2	3	0	66	48
9m Shots	50	46	26	19	21	162	31
7m Shots	15	6	1	1	n/a	23	65
Fast Breaks	37	5	2	5	1	50	74
Breakthroughs	22	11	5	1	0	39	56
<b>Totals</b>	196	108	39	30	22	395	50

Played		
PR	HUN	24 - 30
PR	RUS	24 - 28
PR	KOR	23 - 31
PR	GER	27 - 26
PR	BRA	25 - 22
QF	NOR	24 - 31
PL	CHN	19 - 20
PL	ROU	30 - 34

Number of Attacks: 474, Scoring Efficiency: 41%



**CUMULATIVE STATISTICS**  
累积技术统计 / STATISTIQUES CUMULATIVES

**SWE - Sweden**  
After 8 matches

**Shots Distribution**

3 FLOGNMAN T			4 BOSON M			5 HOLMGREN S			6 ISLAS HELGESSON T			7 WIEL FREDEN A			9 TOVEBY F			10 UTKOVIC T		
1/2	2/2		2/2	3/6	4/6	1/1	2/3	2/2	0/1			1/1	1/1	0/1	1/2			1/1	0/1	
			1/2	0/1	2/5	0/1		0/1			3/3	4/11		3/4			1/1		0/1	
	1/1	1/1	2/2	5/10	6/6	2/2	1/2	4/4	1/1	2/3	1/3	7/9	2/2	1/2	3/3	2/2	1/1	1/2	9/11	2/2
1-Post			4-Missed 2-Post			1-Blocked 1-Missed			3-Missed 1-Post			1-Blocked 1-Missed 2-Post			1-Missed 2-Post					

11 ENSTROM J			14 ERIKSSON S			15 AHLM J			17 TORSTENSON L			18 WIBERG J			20 GULLDEN I		
2/4	0/1	2/3				8/10	1/3	5/5	8/15		7/7				1/1		2/3
2/2	0/1		1/1		0/1	1/14	0/1	1/5	3/8	0/3	3/6					0/1	1/1
4/4	2/2	3/3	2/2	0/1	2/2	9/14	2/6	13/14	5/6	1/2	6/8				5/7	2/3	3/3
1-Post 1-Blocked						8-Missed 7-Post 8-Blocked			15-Missed 3-Post 7-Blocked			6-Missed 1-Post 4-Blocked					

**Team**

**Offence**

**Defence**

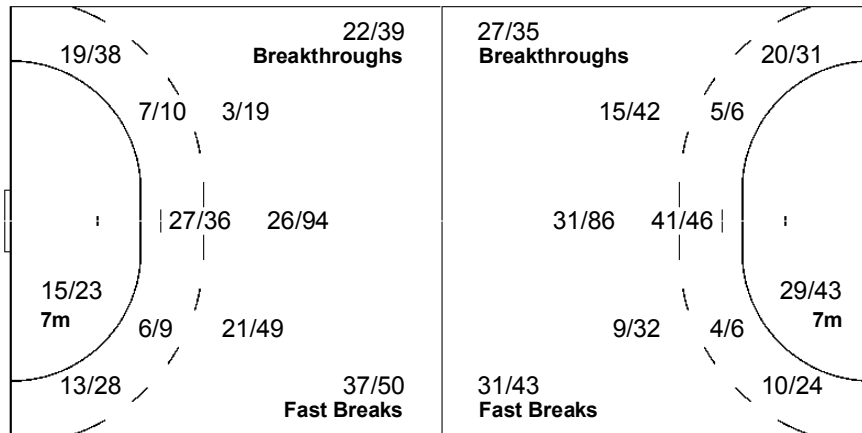
**Goalkeepers**

Goals / Shots

Saves / Shots

26/40	9/17	22/27
12/39	0/8	14/27
41/52	29/45	43/49

39-Missed 30-Post 22-Blocked



10/35	13/32	6/28
5/21	7/7	13/29
15/64	13/40	14/62

12 BENGTTSSON T		
2/7	2/5	1/4
0/6	3/3	2/2
3/18	4/11	5/14

16 GRUNDSTROM M		
8/28	11/27	5/24
5/15	4/4	11/27
12/45	9/29	9/48

Player #6 HELGESSON Therese replaced by #9 TOVEBY Frida

Legend:									
%	Efficiency	2Min	2 Minute Suspensions	6m	6-metre Shots	7m	7-metre Shots	9m	9-metre Shots
AS	Assists	BS	Blocked Shots	BT	Breakthroughs	EX	Exclusions	FB	Fast Breaks
G/S	Goals/Shots	MP	Matches Played	n/a	not applicable	PL	Placement	PR	Preliminary Round
QF	Quarterfinal	RC	Red Cards	S/S	Saves/Shots	ST	Steals	TF	Technical Faults
TP	Time Played	Wing	Wing Shots	YC	Yellow Cards				



## CUMULATIVE STATISTICS

累积技术统计 / STATISTIQUES CUMULATIVES

### BRA - Brazil After 5 matches

Players		MP	Shots								Offence		Defence		Penalties			TP	
No.	Name		G/S	%	6m	Wing	9m	7m	FB	BT	AS	TF	ST	BS	YC	2Min	RC		EX
1	MASSON Chana	5								3	3								3:23:38
2	DINIZ Fabiana	5	4/7	57	2/3		1/1		1/3		4	1	2	4	6				2:00:09
3	NASCIMENTO Alexandra	5	28/37	76	1/1	7/14	1/3	10/10	8/8	1/1	6	10	7	1	2	1			4:54:07
5	PIEADADE Daniela	5	2/3	67					2/3		1	3	1	2	5				1:57:16
6	AMORIM Eduarda	5	18/28	64	2/3		10/19		2/2	4/4	7	19							1:24:19
7	OLIVEIRA Alessandra	5	16/20	80	14/18				2/2		5	6	5		1	1			4:01:15
9	RODRIGUES Ana	5	11/20	55			9/17			2/3	4	9							1:08:52
10	ROSAS Aline	5	15/26	58	1/1	5/12		2/4	5/6	2/3	3	12	3	1		1			3:41:02
11	JACQUES Viviane	5	1/5	20	0/1		0/2		1/2		4	2	3						53:16
13	SILVA Lucila	5	2/8	25	1/1		0/3			1/4	6	14							1:15:12
17	MESQUITA Idalina	5	2/7	29		1/4			1/3		2	1	2			1			1:13:28
18	CAVALEIRO Deonise	5	7/24	29	0/2	1/2	3/11		0/1	3/8	10	17	1	1	1	1			3:51:36
19	SANTOS Aline	5	18/42	43			14/34	3/6	1/2		9	8	1	5	4	3			3:39:28
23	de PAULA Darly	5										1							1:36:22
Bench/Team															1	1			
<b>Totals</b>			124/227	55	21/30	14/32	38/90	15/20	23/32	13/23	59	107	26	11	15	20	0	0	

Goalkeepers		Total Shots		6m Shots		Wing Shots		9m Shots		7m Shots		Fast Breaks		Breakthroughs	
No.	Name	S/S	%	S/S	%	S/S	%	S/S	%	S/S	%	S/S	%	S/S	%
1	MASSON Chana	39/132	30	4/13	31	6/23	26	16/38	42	3/12	25	9/34	26	1/12	8
23	de PAULA Darly	15/59	25	3/9	33	3/7	43	0/13	0	3/12	25	4/14	29	2/4	50
<b>Totals</b>		54/191	28	7/22	32	9/30	30	16/51	31	6/24	25	13/48	27	3/16	19

Team Shots	Goals	Saves	Missed	Post	Blocked	Total	%
6m Shots	21	6	1	2	0	30	70
Wing Shots	14	14	1	3	0	32	44
9m Shots	38	25	8	9	10	90	42
7m Shots	15	4	0	1	n/a	20	75
Fast Breaks	23	5	0	3	1	32	72
Breakthroughs	13	6	4	0	0	23	57
<b>Totals</b>	124	60	14	18	11	227	55

Played		
PR	GER	22 - 24
PR	HUN	28 - 28
PR	RUS	19 - 28
PR	KOR	33 - 32
PR	SWE	22 - 25

Number of Attacks: 310, Scoring Efficiency: 40%



## CUMULATIVE STATISTICS

累积技术统计 / STATISTIQUES CUMULATIVES

### BRA - Brazil After 5 matches

#### Shots Distribution

##### Players

Goals / Shots

2 DINIZ F			3 NASCIMENTO A			5 PIEDADE D			6 AMORIM E			7 OLIVEIRA A			9 RODRIGUES A			10 ROSAS A		
1/1	2/2			4/5	1/2				1/2	1/2	2/3		1/1	3/3	2/2		2/3	0/1	2/2	1/1
0/1			2/4	0/1	3/4	2/2			3/3		2/4	0/1		2/2	2/2	0/1	1/1			0/2
1/2	0/1		7/7	2/3	9/9				4/4	1/1	4/5	3/3		7/7	1/3	0/2	3/5	3/5	3/5	6/6
			1-Post	1-Blocked		1-Post			1-Missed	2-Post	1-Blocked	1-Missed	2-Post		1-Missed			2-Missed	2-Post	

11 JACQUES V			13 SILVA L			17 MESQUITA I			18 CAVALEIRO D			19 SANTOS A		
							0/1		2/3	0/2	1/3	3/4		2/2
0/1					1/3	1/1	0/1	0/2	1/1	0/2	0/2	2/3		2/4
1/2					1/1			1/1	2/3		1/1	6/10	0/1	3/4
			2-Post			1-Post			3-Missed		4-Blocked	3-Missed	6-Post	5-Blocked

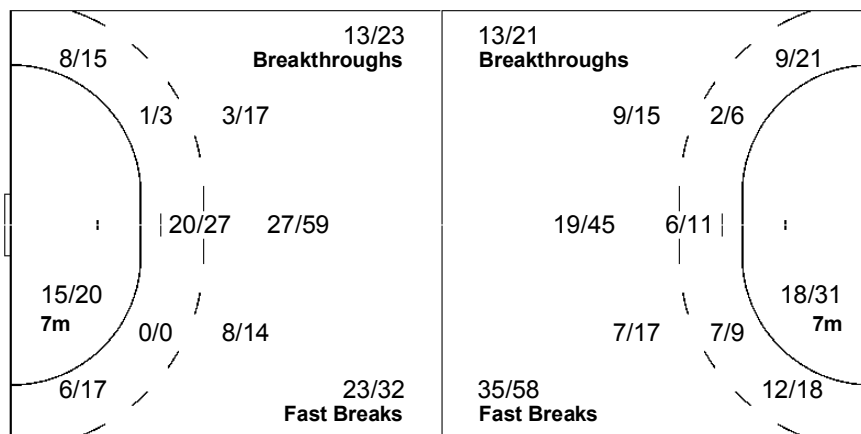
##### Team

Goals / Shots

9/13	10/15	12/17
13/19	0/5	11/24
28/39	6/13	35/39

14-Missed 18-Post 11-Blocked

##### Offence



##### Defence

##### Goalkeepers

Saves / Shots

4/33	9/14	5/23
9/19	2/2	6/15
8/37	9/17	2/31

##### 1 MASSON C

4/25	7/11	5/16
7/15	1/1	5/11
3/20	6/11	1/22

##### 23 de PAULA D

0/8	2/3	0/7
2/4	1/1	1/4
5/17	3/6	1/9

##### Legend:

%	Efficiency	2Min	2 Minute Suspensions	6m	6-metre Shots	7m	7-metre Shots	9m	9-metre Shots
AS	Assists	BS	Blocked Shots	BT	Breakthroughs	EX	Exclusions	FB	Fast Breaks
G/S	Goals/Shots	MP	Matches Played	n/a	not applicable	PR	Preliminary Round	RC	Red Cards
S/S	Saves/Shots	ST	Steals	TF	Technical Faults	TP	Time Played	Wing	Wing Shots
YC	Yellow Cards								



## CUMULATIVE STATISTICS

累积技术统计 / STATISTIQUES CUMULATIVES

### KAZ - Kazakhstan

After 5 matches

Players		MP	Shots								Offence		Defence		Penalties			TP
No.	Name		G/S	%	6m	Wing	9m	7m	FB	BT	AS	TF	ST	BS	YC	2Min	RC	
2	NIKANDROVA Xeniya	5	3/10	30			3/10			1	1				2			55:38
4	BORECHKO Irina	5								1	1		3	4	4			1:30:10
5	PIKALOVA Marina	5	13/18	72	0/1	8/12			3/3	2/2	2	4	2		3			3:51:25
7	ISKAKOVA Gulzira	5	0/2	0		0/2						1						19:09
10	PORTOVA Yelena	5	15/23	65	1/3		0/1	12/16	2/3	2	11	3	1	1	5			3:12:41
12	TRAVNIKOVA Olga	5								1	2							1:57:26
15	ILYUKHINA Yelena	5	12/24	50	3/5		8/16		0/1	1/2	14	16		2	3	2		3:54:27
16	PARFENOVA Tatiana	5									1							3:02:34
17	KUBRINA Natalya	5	12/18	67		4/6	0/1		3/6	5/5		5	2			1		4:28:48
19	YAKOVLEVA Natalya	5	8/35	23	0/1		5/29		1/2	2/3	9	18				1		1:52:18
20	VASSILYEVA Yana	5	9/12	75	5/7	1/1			3/4		5	8	3	7	4	4	1	3:00:31
21	AJIDERSKAYA Olga	5	30/66	45	3/5		15/45	12/16		6	12	4	6		3			3:12:22
22	MARKOVICH Yuliya	5	1/4	25		1/3					0/1							1:18:02
24	TYAPKOVA Yekaterina	5	6/16	38	1/1	0/1	3/12		2/2	2	13		2	3	1			2:36:53
Bench/Team																		
<b>Totals</b>			109/228	48	13/23	14/25	34/114	24/32	14/21	10/13	43	93	14	21	15	26	1	0

Goalkeepers		Total Shots		6m Shots		Wing Shots		9m Shots		7m Shots		Fast Breaks		Breakthroughs	
No.	Name	S/S	%	S/S	%	S/S	%	S/S	%	S/S	%	S/S	%	S/S	%
12	TRAVNIKOVA Olga	19/64	30	3/11	27	3/6	50	9/20	45	1/9	11	2/9	22	1/9	11
16	PARFENOVA Tatiana	39/131	30	10/24	42	4/9	44	13/39	33	1/11	9	8/24	33	3/24	13
<b>Totals</b>		58/195	30	13/35	37	7/15	47	22/59	37	2/20	10	10/33	30	4/33	12

Team Shots	Goals	Saves	Missed	Post	Blocked	Total	%
6m Shots	13	7	3	0	0	23	57
Wing Shots	14	7	2	2	0	25	56
9m Shots	34	32	13	13	22	114	30
7m Shots	24	5	1	2	n/a	32	75
Fast Breaks	14	5	1	1	0	21	67
Breakthroughs	10	2	0	1	0	13	77
<b>Totals</b>	109	58	20	19	22	228	48

Played		
PR	ROU	19 - 31
PR	FRA	18 - 21
PR	NOR	19 - 35
PR	CHN	29 - 26
PR	ANG	24 - 24

Number of Attacks: 292, Scoring Efficiency: 37%

## CUMULATIVE STATISTICS

累积技术统计 / STATISTIQUES CUMULATIVES

### KAZ - Kazakhstan

After 5 matches

#### Shots Distribution

##### Players

Goals / Shots

2 NIKANDROVA X	4 BORECHKO I	5 PIKALOVA M	7 ISKAKOVA G	10 PORTOVA Y	15 ILYUKHINA Y	17 KUBRINA N
1/1		2/2	0/1	1/1	1/1	2/2
		1/1			1/1	1/2
1/1		2/3		6/9	3/4	5/5
1-Missed 2-Post 3-Blocked		1-Missed	1-Missed	3-Missed 1-Post	1-Missed 3-Post 3-Blocked	2-Post

19 YAKOVLEVA N	20 VASSILYEVA Y	21 AJIDERSKAYA O	22 MARKOVICH Y	24 TYAPKOVA Y
3/4	4/4	2/3		1/1
	1/2	1/1		0/1
2/4	1/1	3/5	0/1	0/1
0/5		2/6		0/1
1/2	1/1	9/12	1/1	4/4
2/3	1/1	1/2	0/1	1/2
10/14		8-Blocked	1-Post	2-Blocked

##### Team

Goals / Shots

14/16	9/12	7/14
6/12	0/3	11/24
33/42	4/9	25/35

20-Missed 19-Post 22-Blocked

##### Offence



##### Defence

##### Goalkeepers

Saves / Shots

3/16	4/9	0/14
15/24	3/3	7/19
9/48	7/15	10/47

##### 12 TRAVNIKOVA O

0/5	1/5	0/6
6/7	1/1	4/8
1/11	3/6	3/15

##### 16 PARFENOVA T

3/11	3/4	0/8
9/17	2/2	3/11
8/37	4/9	7/32

##### Legend:

%	Efficiency	<b>2Min</b>	2 Minute Suspensions	<b>6m</b>	6-metre Shots	<b>7m</b>	7-metre Shots	<b>9m</b>	9-metre Shots
<b>AS</b>	Assists	<b>BS</b>	Blocked Shots	<b>BT</b>	Breakthroughs	<b>EX</b>	Exclusions	<b>FB</b>	Fast Breaks
<b>G/S</b>	Goals/Shots	<b>MP</b>	Matches Played	<b>n/a</b>	not applicable	<b>PR</b>	Preliminary Round	<b>RC</b>	Red Cards
<b>S/S</b>	Saves/Shots	<b>ST</b>	Steals	<b>TF</b>	Technical Faults	<b>TP</b>	Time Played	<b>Wing</b>	Wing Shots
<b>YC</b>	Yellow Cards								



## CUMULATIVE STATISTICS

累积技术统计 / STATISTIQUES CUMULATIVES

### GER - Germany After 5 matches

Players		MP	Shots								Offence		Defence		Penalties				TP
No.	Name		G/S	%	6m	Wing	9m	7m	FB	BT	AS	TF	ST	BS	YC	2Min	RC	EX	
1	ENGLERT Sabine	5																	2:12:30
2	HARDTER Nadine	5	7/12	58	2/2	3/5				2/3	0/2	1	3	1					1:50:33
4	JURACK Grit	5	20/60	33	2/4	0/2	12/41	1/4	4/7	1/2	26	26	9	4	3	3			4:15:58
7	WORZ Nina Christin	5	17/29	59	7/9		4/10		5/7	1/3	6	10	5	1	1	3			2:48:42
8	MULLER Anne	5	6/8	75	3/3				2/3	1/2	2	4	3		3	1			1:58:21
9	STEINBACH Laura	5	0/3	0			0/3												18:41
10	LOERPER Anna	5	8/12	67		2/3		1/3	4/4	1/2	2	6	3			1			1:31:05
11	HERING Mandy	5	10/18	56	3/3	4/9	0/1		2/4	1/1	2	4	2		2				2:41:26
13	KRAUSE Nadine	5	26/54	48	4/5	1/5	6/21	3/7	6/9	6/7	9	15	5	3	1				4:10:34
15	NEUKAMP Sabrina	5	1/6	17		1/4	0/1			0/1		3		1					46:02
16	WOLTERING Clara	5																	2:47:18
18	BAUMBACH Maren	5	8/24	33	2/3	1/4	1/6		2/8	2/3	8	12	2						2:28:52
19	MELBECK Stefanie	5	11/26	42	0/2	8/13	0/3		2/7	1/1	2	3	3	5	2	2			4:22:47
20	ALTHAUS Anja	5	9/14	64	7/10		1/1		1/3		3	6	1	1	1	6	1		2:47:11
Bench/Team												1			1				
<b>Totals</b>			123/266	46	30/41	20/45	24/87	5/14	30/55	14/24	61	93	34	15	14	16	1	0	

Goalkeepers		Total Shots		6m Shots		Wing Shots		9m Shots		7m Shots		Fast Breaks		Breakthroughs	
No.	Name	S/S	%	S/S	%	S/S	%	S/S	%	S/S	%	S/S	%	S/S	%
1	ENGLERT Sabine	30/87	34	5/16	31	8/12	67	8/29	28	3/8	38	4/13	31	2/9	22
16	WOLTERING Clara	44/121	36	5/11	45	7/17	41	22/43	51	1/6	17	3/25	12	6/19	32
<b>Totals</b>		74/208	36	10/27	37	15/29	52	30/72	42	4/14	29	7/38	18	8/28	29

Team Shots	Goals	Saves	Missed	Post	Blocked	Total	%
6m Shots	30	5	1	4	1	41	73
Wing Shots	20	16	5	4	0	45	44
9m Shots	24	34	10	5	14	87	28
7m Shots	5	6	1	2	n/a	14	36
Fast Breaks	30	13	7	3	2	55	55
Breakthroughs	14	7	2	1	0	24	58
<b>Totals</b>	123	81	26	19	17	266	46

Played		
PR	BRA	24 - 22
PR	KOR	20 - 30
PR	HUN	24 - 25
PR	SWE	26 - 27
PR	RUS	29 - 30

Number of Attacks: 322, Scoring Efficiency: 38%





**CUMULATIVE STATISTICS**  
累积技术统计 / STATISTIQUES CUMULATIVES

**GER - Germany**  
After 5 matches

**Shots Distribution**

2 HARDTER N			4 JURACK G			7 WORZ NC			8 MULLER A			9 STEINBACH L			10 LOERPER A			11 HERING M		
		1/3	6/8	1/3	3/7	3/4			1/1		1/1				2/2	0/1		2/2		1/1
		1/3	3/7	0/1	1/3	1/1		3/4	2/3		2/2						1/2	1/3		2/4
1/1	2/2	2/3	2/7	1/3	3/4	4/5	1/1	5/5				0/1			1/3	3/3	1/1	1/1	1/1	2/2
7-Missed 2-Post			8-Blocked 4-Missed 4-Post			1-Blocked 1-Missed			1-Missed			1-Blocked			1-Missed 3-Post					
13 KRAUSE N			15 NEUKAMP S			18 BAUMBACH M			19 MELBECK S			20 ALTHAUS A								
2/3	1/3	3/3	0/1				0/4	1/1	1/1	0/1	0/1	2/4		0/1						
1/3		3/6	0/1		1/1	1/1		1/3	3/7	0/1		0/1		4/4						
8/14	5/6	3/3				1/1	2/4	2/3	3/4	2/4	2/2	1/1		2/2						
4-Missed 7-Post			2-Blocked 2-Missed			1-Blocked 4-Missed			3-Blocked 2-Missed 2-Post			1-Blocked 1-Post								

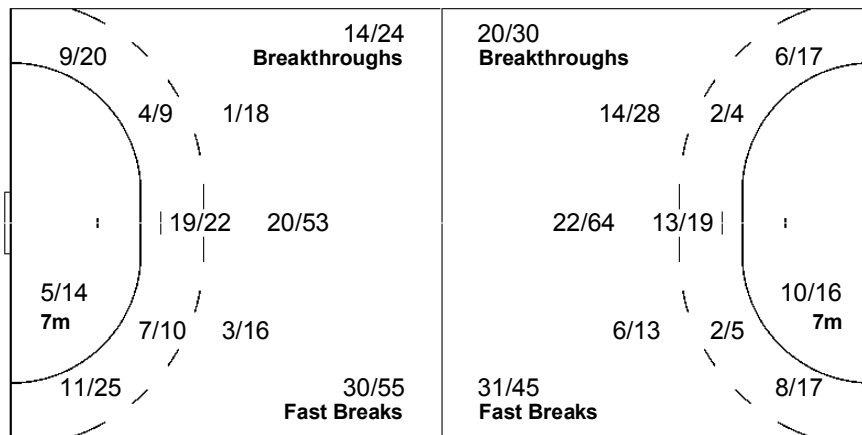
**Team**

Goals / Shots

19/26	2/12	10/18
12/27	0/2	19/32
22/38	17/24	22/25

26-Missed 19-Post 17-Blocked

**Offence**



**Defence**

**Goalkeepers**

Saves / Shots

5/19	12/24	3/11
6/21	6/7	14/20
10/44	8/21	10/41

**1 ENGLERT S**

1/5	5/7	2/7
3/9	1/2	6/9
6/18	3/12	3/18

**16 WOLTERING C**

4/14	7/17	1/4
3/12	5/5	8/11
4/26	5/9	7/23

**Legend:**

%	Efficiency	<b>2Min</b>	2 Minute Suspensions	<b>6m</b>	6-metre Shots	<b>7m</b>	7-metre Shots	<b>9m</b>	9-metre Shots
<b>AS</b>	Assists	<b>BS</b>	Blocked Shots	<b>BT</b>	Breakthroughs	<b>EX</b>	Exclusions	<b>FB</b>	Fast Breaks
<b>G/S</b>	Goals/Shots	<b>MP</b>	Matches Played	<b>n/a</b>	not applicable	<b>PR</b>	Preliminary Round	<b>RC</b>	Red Cards
<b>S/S</b>	Saves/Shots	<b>ST</b>	Steals	<b>TF</b>	Technical Faults	<b>TP</b>	Time Played	<b>Wing</b>	Wing Shots
<b>YC</b>	Yellow Cards								

## CUMULATIVE STATISTICS

累积技术统计 / STATISTIQUES CUMULATIVES

### ANG - Angola

After 5 matches

Players		MP	Shots								Offence		Defence		Penalties			TP	
No.	Name		G/S	%	6m	Wing	9m	7m	FB	BT	AS	TF	ST	BS	YC	2Min	RC		EX
1	TAVARES Maria Odete Sanches	5	1/3	33					1/3		1	4	4			1			3:17:44
2	EDUARDO Maria Teresa Neto Joaquim	5	10/18	56	2/3		0/5		1/1	7/9	5	16	2	4	5	2			4:11:23
3	BENGUE Ilda Maria	5	24/51	47	6/12	1/1	5/23	8/10	3/4	1/1	1	8	3	5	1	1			3:34:44
4	CARLOS Azenaide Danila Jose	5	5/16	31		1/3	2/7	2/3	0/3			4	1						1:28:43
5	TRINDADE Filomena Jose	5	4/9	44		3/7			0/1	1/1	5	10	3			2			3:16:03
6	CALANDULA Bombo Madalena	5	0/1	0	0/1						2	1	1		1	1			1:05:17
8	De ALMEIDA Nair Filipe Pires	5	31/69	45	3/6	0/2	16/45		4/4	8/12	10	18	2	3	2	1			4:15:35
9	DOMBAXI Wuta Waco Bige	5	3/6	50	0/1		0/1		0/1	3/3	1	5	1			2			55:04
10	FERNANDES Isabel Sambovo	5	6/20	30	0/1	3/7	2/10		1/2			5	4	4	2	2			2:24:38
12	PEDRO Maria Rosa da Costa	5											1						1:44:29
13	KIALA Luisa	4	7/27	26	0/2	0/2	3/15		1/2	3/6	7	17	1	1					2:25:24
14	BERNARDO Natalia Maria	5	14/22	64	0/1	7/11			3/6	4/4	3	7	5		1	1			2:55:18
15	CAILO Elisabeth Jurema Faro	5	0/1	0		0/1						1			1	1			40:13
17	VIEGAS Elizabeth Amelia Basilio	5	4/6	67	4/4	0/1			0/1		1	3	1	3	2	1			2:45:25
Bench/Team															1				
<b>Totals</b>			109/249	44	15/31	15/35	28/106	10/13	14/28	27/36	36	99	29	20	16	15	0	0	

Goalkeepers		Total Shots		6m Shots		Wing Shots		9m Shots		7m Shots		Fast Breaks		Breakthroughs	
No.	Name	S/S	%	S/S	%	S/S	%	S/S	%	S/S	%	S/S	%	S/S	%
1	TAVARES Maria Odete Sanches	35/134	26	2/15	13	1/7	14	22/51	43	1/22	5	2/19	11	7/20	35
12	PEDRO Maria Rosa da Costa	22/70	31	3/9	33	0/1	0	12/27	44	0/8	0	3/18	17	4/7	57
<b>Totals</b>		57/204	28	5/24	21	1/8	13	34/78	44	1/30	3	5/37	14	11/27	41

Team Shots	Goals	Saves	Missed	Post	Blocked	Total	%
6m Shots	15	11	3	2	0	31	48
Wing Shots	15	11	5	4	0	35	43
9m Shots	28	27	20	12	19	106	26
7m Shots	10	3	0	0	n/a	13	77
Fast Breaks	14	7	3	3	1	28	50
Breakthroughs	27	6	1	2	0	36	75
<b>Totals</b>	109	65	32	23	20	249	44

Played		
PR	FRA	21 - 32
PR	NOR	17 - 31
PR	CHN	24 - 32
PR	ROU	23 - 28
PR	KAZ	24 - 24

Number of Attacks: 312, Scoring Efficiency: 35%



**CUMULATIVE STATISTICS**  
累积技术统计 / STATISTIQUES CUMULATIVES

**ANG - Angola**  
After 5 matches

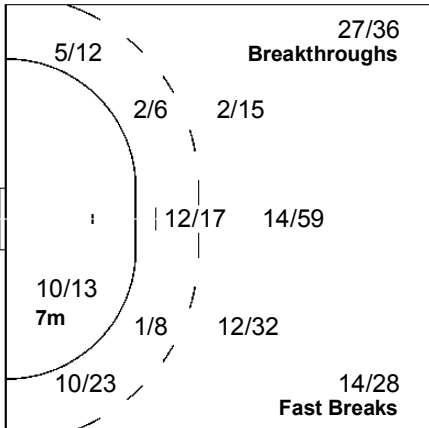
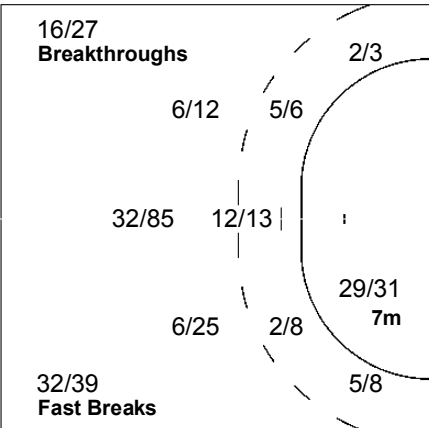
**Shots Distribution**

**Players**  
Goals / Shots

<b>2 EDUARDO M</b>	<b>3 BENGUE IM</b>	<b>4 CARLOS ADJ</b>	<b>5 TRINDADE FJ</b>	<b>6 CALANDULA BM</b>	<b>8 De ALMEIDA N</b>	<b>9 DOMBAXI WWB</b>
1/1	3/3 0/1 2/3	0/1 1/1	0/3	0/1	5/5 3/4 0/1 1/6	1/1 0/1 1/1
0/1 0/2 1/1	1/2 0/1 2/3	0/1 0/1	3/3	1/1	8/9 2/4 7/9	1/1 0/1
2/2	8/10 2/5 6/10	1/2 0/1 3/4				
1-Missed 1-Post	2-Blocked 6-Missed 2-Post 5-Blocked	1-Post 4-Blocked	1-Missed 1-Post		13-Missed 6-Post 5-Blocked	1-Post

<b>10 FERNANDES IS</b>	<b>13 KIALA L</b>	<b>14 BERNARDO NM</b>	<b>15 CAILO EJF</b>	<b>17 VIEGAS EAB</b>
0/1 1/2	0/1 1/4	0/1 1/1		
0/2 0/2	0/2	2/4 0/1 1/1		
2/2 0/1 3/3	2/2 0/1 4/6	2/2 2/4 6/6	0/1	2/2 2/2
4-Missed 1-Post	2-Blocked 4-Missed 5-Post 2-Blocked	2-Post		1-Missed 1-Post

<b>Team</b>	<b>Offence</b>	<b>Defence</b>	<b>Goalkeepers</b>																																				
Goals / Shots			Saves / Shots																																				
<table border="1"> <tr><td>10/12</td><td>0/3</td><td>11/16</td></tr> <tr><td>6/18</td><td>0/7</td><td>6/16</td></tr> <tr><td>29/33</td><td>9/19</td><td>38/50</td></tr> </table> <p>32-Missed 23-Post 20-Blocked</p>	10/12	0/3	11/16	6/18	0/7	6/16	29/33	9/19	38/50			<table border="1"> <tr><td>5/22</td><td>4/10</td><td>5/20</td></tr> <tr><td>8/21</td><td>3/3</td><td>9/24</td></tr> <tr><td>6/35</td><td>8/24</td><td>9/45</td></tr> </table> <p><b>1 TAVARES MOS</b></p> <table border="1"> <tr><td>2/17</td><td>1/5</td><td>2/12</td></tr> <tr><td>5/14</td><td>1/1</td><td>8/16</td></tr> <tr><td>5/23</td><td>5/14</td><td>6/32</td></tr> </table> <p><b>12 PEDRO MRDC</b></p> <table border="1"> <tr><td>3/5</td><td>3/5</td><td>3/8</td></tr> <tr><td>3/7</td><td>2/2</td><td>1/8</td></tr> <tr><td>1/12</td><td>3/10</td><td>3/13</td></tr> </table>	5/22	4/10	5/20	8/21	3/3	9/24	6/35	8/24	9/45	2/17	1/5	2/12	5/14	1/1	8/16	5/23	5/14	6/32	3/5	3/5	3/8	3/7	2/2	1/8	1/12	3/10	3/13
10/12	0/3	11/16																																					
6/18	0/7	6/16																																					
29/33	9/19	38/50																																					
5/22	4/10	5/20																																					
8/21	3/3	9/24																																					
6/35	8/24	9/45																																					
2/17	1/5	2/12																																					
5/14	1/1	8/16																																					
5/23	5/14	6/32																																					
3/5	3/5	3/8																																					
3/7	2/2	1/8																																					
1/12	3/10	3/13																																					

**Legend:**

% Efficiency	<b>2Min</b> 2 Minute Suspensions	<b>6m</b> 6-metre Shots	<b>7m</b> 7-metre Shots	<b>9m</b> 9-metre Shots
<b>AS</b> Assists	<b>BS</b> Blocked Shots	<b>BT</b> Breakthroughs	<b>EX</b> Exclusions	<b>FB</b> Fast Breaks
<b>G/S</b> Goals/Shots	<b>MP</b> Matches Played	<b>n/a</b> not applicable	<b>PR</b> Preliminary Round	<b>RC</b> Red Cards
<b>S/S</b> Saves/Shots	<b>ST</b> Steals	<b>TF</b> Technical Faults	<b>TP</b> Time Played	<b>Wing</b> Wing Shots
<b>YC</b> Yellow Cards				



**OVERALL TEAM STATISTICS** As of 23 AUG 2008  
球队技术统计 / STATISTIQUES GÉNÉRALES D'ÉQUIPE

**Players**

Team	MP	Total Shots		6m Shots		Wing Shots		9m Shots		7m Shots		Fast Breaks		Breakthroughs		Offence		Defence		Penalties			
		G/S	%	G/S	%	G/S	%	G/S	%	G/S	%	G/S	%	G/S	%	AS	TF	ST	BS	YC	2Min	RC	EX
ANG	5	109/249	44	15/31	48	15/35	43	28/106	26	10/13	77	14/28	50	27/36	75	36	99	29	20	16	15	0	0
BRA	5	124/227	55	21/30	70	14/32	44	38/90	42	15/20	75	23/32	72	13/23	57	59	107	26	11	15	20	0	0
CHN	8	188/399	47	33/48	69	19/38	50	46/169	27	35/46	76	28/50	56	27/48	56	88	130	56	12	25	29	1	0
FRA	8	219/434	50	43/62	69	23/59	39	55/180	31	21/29	72	56/74	76	21/30	70	115	146	48	31	26	30	0	0
GER	5	123/266	46	30/41	73	20/45	44	24/87	28	5/14	36	30/55	55	14/24	58	61	93	34	15	14	16	1	0
HUN	8	211/406	52	37/61	61	38/65	58	56/160	35	23/34	68	32/56	57	25/30	83	106	127	30	28	26	48	2	0
KAZ	5	109/228	48	13/23	57	14/25	56	34/114	30	24/32	75	14/21	67	10/13	77	43	93	14	21	15	26	1	0
KOR	8	247/422	59	31/44	70	39/79	49	55/138	40	37/48	77	56/74	76	29/39	74	128	132	42	11	23	26	2	0
NOR	8	248/407	61	58/80	73	25/42	60	60/140	43	20/26	77	65/93	70	20/26	77	135	108	47	38	22	27	0	0
ROU	8	248/421	59	34/47	72	29/43	67	72/176	41	34/47	72	52/71	73	27/37	73	121	122	38	31	26	34	2	0
RUS	8	229/420	55	38/54	70	14/29	48	57/149	38	28/50	56	52/75	69	40/63	63	92	154	48	41	22	30	1	0
SWE	8	196/395	50	40/55	73	32/66	48	50/162	31	15/23	65	37/50	74	22/39	56	97	117	31	24	29	32	0	0
<b>Totals</b>		<b>2251/4274</b>	<b>53</b>	<b>393/576</b>	<b>68</b>	<b>282/558</b>	<b>51</b>	<b>575/1671</b>	<b>34</b>	<b>267/382</b>	<b>70</b>	<b>459/679</b>	<b>68</b>	<b>275/408</b>	<b>67</b>	<b>1081</b>	<b>1428</b>	<b>443</b>	<b>283</b>	<b>259</b>	<b>333</b>	<b>10</b>	<b>0</b>

**Goalkeepers**

Team	MP	Total Shots		6m Shots		Wing Shots		9m Shots		7m Shots		Fast Breaks		Breakthroughs	
		S/S	%	S/S	%	S/S	%	S/S	%	S/S	%	S/S	%	S/S	%
ANG	5	57/204	28	5/24	21	1/8	13	34/78	44	1/30	3	5/37	14	11/27	41
BRA	5	54/191	28	7/22	32	9/30	30	16/51	31	6/24	25	13/48	27	3/16	19
CHN	8	78/294	27	14/58	24	16/43	37	31/85	36	1/20	5	11/58	19	5/30	17
FRA	8	143/360	40	16/48	33	19/49	39	57/108	53	11/41	27	24/69	35	16/45	36
GER	5	74/208	36	10/27	37	15/29	52	30/72	42	4/14	29	7/38	18	8/28	29
HUN	8	110/337	33	8/40	20	24/57	42	48/107	45	7/33	21	16/64	25	7/36	19
KAZ	5	58/195	30	13/35	37	7/15	47	22/59	37	2/20	10	10/33	30	4/33	12
KOR	8	119/326	37	21/70	30	22/48	46	47/83	57	7/23	30	12/58	21	10/44	23
NOR	8	130/315	41	10/47	21	22/47	47	74/128	58	11/32	34	8/37	22	5/24	21
ROU	8	120/332	36	16/54	30	24/54	44	54/107	50	6/30	20	12/57	21	8/30	27
RUS	8	107/317	34	11/49	22	27/58	47	48/103	47	6/33	18	12/59	20	3/15	20
SWE	8	96/318	30	5/55	9	18/48	38	47/102	46	10/39	26	8/39	21	8/35	23

<b>Legend:</b>	% Efficiency	<b>2Min</b> 2 Minute Suspensions	<b>6m</b> 6-metre Shots	<b>7m</b> 7-metre Shots	<b>9m</b> 9-metre Shots
<b>AS</b> Assists	<b>BS</b> Blocked Shots	<b>EX</b> Exclusions	<b>G/S</b> Goals/Shots	<b>MP</b> Matches Played	
<b>RC</b> Red Cards	<b>S/S</b> Saves/Shots	<b>ST</b> Steals	<b>TF</b> Technical Faults	<b>YC</b> Yellow Cards	

**TEAM FAIR PLAY** As of 23 AUG 2008  
 团体公平竞赛 / ESPRIT D'ÉQUIPE

Rank	Team	Points		EX	RC	2Min	YC	MP
		Avg	Total					
1	ANG - Angola	9.2	46	0	0	15	16	5
2	NOR - Norway	9.5	76	0	0	27	22	8
3	GER - Germany	10.2	51	0	1	16	14	5
4	KOR - Korea	10.6	85	0	2	26	23	8
5	FRA - France	10.8	86	0	0	30	26	8
6	RUS - Russian Fed.	10.9	87	0	1	30	22	8
7	BRA - Brazil	11.0	55	0	0	20	15	5
7	CHN - China	11.0	88	0	1	29	25	8
9	SWE - Sweden	11.6	93	0	0	32	29	8
10	ROU - Romania	13.0	104	0	2	34	26	8
11	KAZ - Kazakhstan	14.4	72	0	1	26	15	5
12	HUN - Hungary	16.5	132	0	2	48	26	8

**Note:**

Total Points = (EX) x 10 + (RC) x 5 + (2Min) x 2 + (YC) x 1

**Legend:**

**2Min** 2 Minute Suspensions    **Avg** Average per Game    **EX** Exclusions    **MP** Matches Played    **RC** Red Cards  
**YC** Yellow Cards

**GOALKEEPER STATISTICS** As of 23 AUG 2008  
守门员技术统计 / STATISTIQUES DE GARDIEN DE BUT

**SHOTS (top 20)**

Minimum 20% of total shots received by team

Rank	Name	Team	%	Saves	Shots	MP
1	HARALDSEN Katrine Lunde	NOR	42	120	283	8
2	LEYNAUD Amandine	FRA	40	38	96	8
2	NICOLAS Valerie	FRA	40	105	264	8
4	DINU Luminita	ROU	39	97	248	8
5	LEE Minhee	KOR	38	36	95	8
6	SUSLINA Inna	RUS	37	59	158	8
7	OH Yongran	KOR	36	83	231	8
7	WOLTERING Clara	GER	36	44	121	5
9	ENGLERT Sabine	GER	34	30	87	5
10	PALINGER Katalin	HUN	33	108	323	8
11	BENGTSSON Therese	SWE	31	22	70	8
11	PEDRO Maria Rosa da Costa	ANG	31	22	70	5
13	GRUNDSTROM Madeleine	SWE	30	74	247	8
13	MASSON Chana	BRA	30	39	132	5
13	PARFENOVA Tatiana	KAZ	30	39	131	5
13	SIDOROVA Maria	RUS	30	47	157	8
13	TRAVNIKOVA Olga	KAZ	30	19	64	5
18	HUANG Hong	CHN	27	61	222	8
19	TAVARES Maria Odete Sanches	ANG	26	35	134	5
20	de PAULA Darly	BRA	25	15	59	5

**PENALTY SHOTS (top 20)**

Minimum 20% of total shots received by team

Rank	Name	Team	%	Saves	Shots	MP
1	GRIMSBOE Kari Aalvik	NOR	40	4	10	8
1	OH Yongran	KOR	40	6	15	8
3	ENGLERT Sabine	GER	38	3	8	5
4	HARALDSEN Katrine Lunde	NOR	32	7	22	8
5	GRUNDSTROM Madeleine	SWE	31	8	26	8
6	NICOLAS Valerie	FRA	28	8	29	8
7	DINU Luminita	ROU	27	6	22	8
8	de PAULA Darly	BRA	25	3	12	5
8	LEYNAUD Amandine	FRA	25	3	12	8
8	MASSON Chana	BRA	25	3	12	5
11	SUSLINA Inna	RUS	19	3	16	8
12	SIDOROVA Maria	RUS	18	3	17	8
13	PALINGER Katalin	HUN	17	5	29	8
13	WOLTERING Clara	GER	17	1	6	5
15	BENGTSSON Therese	SWE	15	2	13	8
16	LEE Minhee	KOR	13	1	8	8
16	LIU Guini	CHN	13	1	8	8
18	TRAVNIKOVA Olga	KAZ	11	1	9	5
19	PARFENOVA Tatiana	KAZ	9	1	11	5
20	TAVARES Maria Odete Sanches	ANG	5	1	22	5

Legend:  
% Efficiency

MP Matches Played



**INDIVIDUAL STATISTICS** As of 23 AUG 2008  
 个人技术统计 / STATISTIQUES INDIVIDUELLES

**GOALSCORERS (top 40)**

Rank	Name	Team	Goals	Shots	%	7m Shots	MP
1	MAIER Ramona	ROU	56	78	72	20/25	8
2	GORBICZ Anita	HUN	49	105	47	15/25	8
3	HONG Jeongho	KOR	44	66	67	28/33	8
4	MOON Pilhee	KOR	42	83	51		8
5	AHLM Johanna	SWE	40	95	42	10/16	8
6	PARK Chunghee	KOR	37	62	60		8
6	POSTNOVA Liudmila	RUS	37	76	49		8
8	BLIZNOVA Irina	RUS	36	70	51	3/7	8
9	LIU Yun	CHN	35	49	71	18/25	8
10	STANCA Ionela	ROU	33	41	80		8
10	TORSTENSON Linnea	SWE	33	90	37		8
12	WANG Shasha	CHN	32	67	48		8
13	AN Junghwa	KOR	31	50	62		8
13	BAUDOUIN Paule	FRA	31	51	61	15/19	8
13	De ALMEIDA Nair Filipe Pires	ANG	31	69	45		5
13	ELISEI Neli	ROU	31	48	65	10/13	8
13	LYBEKK Else Marthe Soerlie	NOR	31	43	72	1/2	8
13	NEAGU Cristina Georgiana	ROU	31	65	48	0/2	8
13	RIEGELHUTH Linn-Kristin	NOR	31	44	70	6/6	8
20	AJIDERSKAYA Olga	KAZ	30	66	45	12/16	5
20	JOHANSEN Kari Mette	NOR	30	42	71		8
20	LIU Xiaomei	CHN	30	89	34		8
23	AMARIEI Carmen	ROU	29	58	50		8
23	HERBRECHT Sophie	FRA	29	82	35	5/8	8
25	LI Weiwei	CHN	28	56	50	13/16	8
25	NASCIMENTO Alexandra	BRA	28	37	76	10/10	5
27	LARSEN Tonje	NOR	27	48	56		8
27	VERTEN Orsolya	HUN	27	42	64		8
29	HAMMERSENG Gro	NOR	26	46	57	5/8	8
29	KRAUSE Nadine	GER	26	54	48	3/7	5
31	BOSON Matilda	SWE	25	47	53		8
31	FERLING Bernadett	HUN	25	42	60		8
31	OH Seongok	KOR	25	45	56		8
31	TOTH Timea	HUN	25	57	44	8/9	8
35	BENGUE Ilda Maria	ANG	24	51	47	8/10	5
35	HUH Soonyoung	KOR	24	27	89		8
35	NOESTVOLD Tonje	NOR	24	46	52	5/6	8
35	SIGNATE Mariama	FRA	24	52	46		8
35	TERVEL Raphaele	FRA	24	40	60		8
40	ANDRYUSHINA Ekaterina	RUS	23	38	61		8

**INDIVIDUAL STATISTICS** As of 23 AUG 2008  
个人技术统计 / STATISTIQUES INDIVIDUELLES

**ASSISTS (top 40)**

Rank	Name	Team	Assists	MP
1	OH Seongok	KOR	33	8
2	GORBICZ Anita	HUN	32	8
3	STANCA Ionela	ROU	30	8
4	HERBRECHT Sophie	FRA	28	8
5	JURACK Grit	GER	26	5
5	MOON Pilhee	KOR	26	8
7	LIU Xiaomei	CHN	23	8
8	AHLM Johanna	SWE	22	8
8	HAMMERSENG Gro	NOR	22	8
8	TORSTENSON Linnea	SWE	22	8
8	WANG Shasha	CHN	22	8
12	HONG Jeongho	KOR	21	8
13	ENSTROM Jessica	SWE	20	8
13	LUNDE Kristine	NOR	20	8
15	LARSEN Tonje	NOR	19	8
16	NYBERG Katja	NOR	18	7
17	BREIVANG Karoline Dyhre	NOR	17	8
17	NEAGU Cristina Georgiana	ROU	17	8
17	POSTNOVA Liudmila	RUS	17	8
20	AMARIEI Carmen	ROU	16	8
20	ANDRYUSHINA Ekaterina	RUS	16	8
22	SHIPILOVA Natalia	RUS	15	8
23	FERLING Bernadett	HUN	14	8
23	GULLDEN Isabelle	SWE	14	8
23	ILYUKHINA Yelena	KAZ	14	5
23	LYBEKK Else Marthe Soerlie	NOR	14	8
27	MEIROSU Laura	ROU	13	8
27	SIGNATE Mariama	FRA	13	8
27	TOMORI Zsuzsanna	HUN	13	8
30	AYGLON Camille	FRA	12	8
31	KIM Ona	KOR	11	8
31	TOTH Timea	HUN	11	8
33	AN Junghwa	KOR	10	8
33	CAVALEIRO Deonise	BRA	10	5
33	De ALMEIDA Nair Filipe Pires	ANG	10	5
33	POLTORATSKAYA Irina	RUS	10	8
33	TERVEL Raphaelle	FRA	10	8

Next 9 players were tied with assists of 9



**INDIVIDUAL STATISTICS** As of 23 AUG 2008  
个人技术统计 / STATISTIQUES INDIVIDUELLES

**GOALS AND ASSISTS (top 40)**

Rank	Name	Team	Goals + Assists	Goals	Assists	MP
1	GORBICZ Anita	HUN	81	49	32	8
2	MOON Pilhee	KOR	68	42	26	8
3	HONG Jeongho	KOR	65	44	21	8
4	MAIER Ramona	ROU	63	56	7	8
4	STANCA Ionela	ROU	63	33	30	8
6	AHLM Johanna	SWE	62	40	22	8
7	OH Seongok	KOR	58	25	33	8
8	HERBRECHT Sophie	FRA	57	29	28	8
9	TORSTENSON Linnea	SWE	55	33	22	8
10	POSTNOVA Liudmila	RUS	54	37	17	8
10	WANG Shasha	CHN	54	32	22	8
12	LIU Xiaomei	CHN	53	30	23	8
13	HAMMERSENG Gro	NOR	48	26	22	8
13	NEAGU Cristina Georgiana	ROU	48	31	17	8
15	JURACK Grit	GER	46	20	26	5
15	LARSEN Tonje	NOR	46	27	19	8
17	AMARIEI Carmen	ROU	45	29	16	8
17	LYBEKK Else Marthe Soerlie	NOR	45	31	14	8
17	PARK Chunghee	KOR	45	37	8	8
20	BLIZNOVA Irina	RUS	42	36	6	8
21	AN Junghwa	KOR	41	31	10	8
21	De ALMEIDA Nair Filipe Pires	ANG	41	31	10	5
21	LIU Yun	CHN	41	35	6	8
24	RIEGELHUTH Linn-Kristin	NOR	40	31	9	8
25	ANDRYUSHINA Ekaterina	RUS	39	23	16	8
25	FERLING Bernadett	HUN	39	25	14	8
27	BAUDOUIN Paule	FRA	38	31	7	8
28	SIGNATE Mariama	FRA	37	24	13	8
29	AJIDERSKAYA Olga	KAZ	36	30	6	5
29	ELISEI Neli	ROU	36	31	5	8
29	SHIPILOVA Natalia	RUS	36	21	15	8
29	TOTH Timea	HUN	36	25	11	8
33	ENSTROM Jessica	SWE	35	15	20	8
33	KRAUSE Nadine	GER	35	26	9	5
33	LI Weiwei	CHN	35	28	7	8
33	LUNDE Kristine	NOR	35	15	20	8
33	NYBERG Katja	NOR	35	17	18	7
38	NASCIMENTO Alexandra	BRA	34	28	6	5
38	TERVEL Raphaelle	FRA	34	24	10	8

Next 5 players were tied with goals and assists of 32

**INDIVIDUAL STATISTICS** As of 23 AUG 2008  
 个人技术统计 / STATISTIQUES INDIVIDUELLES

**STEALS (top 20)**

Rank	Name	Team	Total	Avg	MP
1	OH Seongok	KOR	13	1.6	8
2	WANG Shasha	CHN	12	1.5	8
3	TERVEL Raphaelle	FRA	11	1.4	8
3	TUREY Emiliya	RUS	11	1.4	8
5	WENDLING Isabelle	FRA	10	1.3	8
6	JURACK Grit	GER	9	1.8	5
6	WU Wenjuan	CHN	9	1.1	8
8	BREIVANG Karoline Dyhre	NOR	8	1.0	8
8	LIU Xiaomei	CHN	8	1.0	8
8	WANG Min	CHN	8	1.0	8
11	AN Junghwa	KOR	7	0.9	8
11	ANDRYUSHINA Ekaterina	RUS	7	0.9	8
11	BOSON Matilda	SWE	7	0.9	8
11	BRADEANU Aurelia	ROU	7	0.9	8
11	HUANG Dongjie	CHN	7	0.9	8
11	LARSEN Tonje	NOR	7	0.9	8
11	NASCIMENTO Alexandra	BRA	7	1.4	5

Next 5 players were tied with total of 6

**BLOCKED SHOTS (top 20)**

Rank	Name	Team	Total	Avg	MP
1	LARSEN Tonje	NOR	16	2.0	8
2	SIGNATE Mariama	FRA	14	1.8	8
3	BESE Valeria	ROU	13	1.6	8
3	POLENOVA Elena	RUS	13	1.6	8
3	TOMORI Zsuzsanna	HUN	13	1.6	8
6	ROMENSKAYA Oxana	RUS	12	1.5	8
7	TORSTENSON Linnea	SWE	9	1.1	8
8	LI Bing	CHN	8	1.0	8
8	LUNDE Kristine	NOR	8	1.0	8
10	POSTNOVA Liudmila	RUS	7	0.9	8
10	VASSILYEVA Yana	KAZ	7	1.4	5
12	AJIDERSKAYA Olga	KAZ	6	1.2	5
12	MEIROSU Laura	ROU	6	0.8	8

Next 9 players were tied with total of 5



**INDIVIDUAL STATISTICS** As of 23 AUG 2008  
个人技术统计 / STATISTIQUES INDIVIDUELLES

**PENALTIES (top 40)**

Rank	Name	Team	Points		EX	RC	2Min	YC	MP
			Avg	Total					
1	TOMORI Zsuzsanna	HUN	4.3	34	0	1	11	7	8
2	ALTHAUS Anja	GER	3.6	18	0	1	6	1	5
3	WIBERG Johanna	SWE	3.5	28	0	0	11	6	8
4	VASSILYEVA Yana	KAZ	3.4	17	0	1	4	4	5
5	DINIZ Fabiana	BRA	3.2	16	0	0	6	4	5
6	TOTH Timea	HUN	3.1	25	0	1	9	2	8
7	HUH Soonyoung	KOR	3.0	24	0	1	8	3	8
8	POSTNOVA Liudmila	RUS	2.8	22	0	1	6	5	8
9	BORECHKO Irina	KAZ	2.4	12	0	0	4	4	5
9	PIEPADE Daniela	BRA	2.4	12	0	0	5	2	5
11	PORTOVA Yelena	KAZ	2.2	11	0	0	5	1	5
12	BESE Valeria	ROU	2.1	17	0	1	3	6	8
12	CHOI Imjeong	KOR	2.1	17	0	1	3	6	8
12	HOLMGREN Sara	SWE	2.1	17	0	0	6	5	8
12	SUN Laimiao	CHN	2.1	17	0	1	5	2	8
16	AMARIEI Carmen	ROU	2.0	16	0	0	7	2	8
16	NEAGU Cristina Georgiana	ROU	2.0	16	0	0	6	4	8
16	SANTOS Aline	BRA	2.0	10	0	0	3	4	5
19	LYBEKK Else Marthe Soerlie	NOR	1.9	15	0	0	5	5	8
19	MEIROSU Laura	ROU	1.9	15	0	0	6	3	8
19	OH Seongok	KOR	1.9	15	0	0	5	5	8
19	SIGNATE Mariama	FRA	1.9	15	0	0	6	3	8
19	SZUCS Gabriella	HUN	1.9	15	0	0	6	3	8
24	EDUARDO Maria Teresa Neto Joaquim	ANG	1.8	9	0	0	2	5	5
24	HAMMERSENG Gro	NOR	1.8	14	0	0	5	4	8
24	JURACK Grit	GER	1.8	9	0	0	3	3	5
24	WANG Shasha	CHN	1.8	14	0	0	5	4	8
28	LUNDE Kristine	NOR	1.6	13	0	0	6	1	8
29	BREIVANG Karoline Dyhre	NOR	1.5	12	0	0	4	4	8
30	ERIKSSON Sara	SWE	1.4	11	0	0	4	3	8
30	HUANG Dongjie	CHN	1.4	11	0	0	4	3	8
30	ILYUKHINA Yelena	KAZ	1.4	7	0	0	2	3	5
30	POLENOVA Elena	RUS	1.4	11	0	0	4	3	8
30	ROMENSKAYA Oxana	RUS	1.4	11	0	0	5	1	8
30	WORZ Nina Christin	GER	1.4	7	0	0	3	1	5
30	WU Wenjuan	CHN	1.4	11	0	0	5	1	8
37	LIU Xiaomei	CHN	1.3	10	0	0	3	4	8
37	SZAMORANSKY Piroska	HUN	1.3	10	0	0	3	4	8
37	WENDLING Isabelle	FRA	1.3	10	0	0	4	2	8

Next 4 players were tied with average points of 1.2

**Note:**  
Total Points = (EX) x 10 + (RC) x 5 + (2Min) x 2 + (YC) x 1

**Legend:**  
% Efficiency      2Min 2 Minute Suspensions      Avg Average per Game      EX Exclusions      MP Matches Played  
RC Red Cards      YC Yellow Cards



## MEDALLISTS

获奖名单 / MÉDAILLÉS

GOLD	SILVER	BRONZE
------	--------	--------

### FRA - France

- 2 FERNANDEZ Jerome
- 3 DINART Didier
- 4 BURDET Cedric
- 5 GILLE Guillaume
- 6 GILLE Bertrand
- 8 NARCISSE Daniel
- 11 GIRAULT Olivier
- 12 KARABOUE Daouda
- 13 KARABATIC Nikola
- 14 KEMPE Christophe
- 16 OMEYER Thierry
- 18 ABATI Joel
- 19 ABALO Luc
- 21 GUIGOU Michael
- 26 PATY Cedric

### ISL - Iceland

- 1 GUSTAVSSON Bjorgvin Pall
- 3 GEIRSSON Logi
- 5 SIGURDSSON Sigfus
- 6 HALLGRIMSSON Asgeir Orn
- 7 ATLASON Arnor
- 9 SIGURDSSON Gudjon Valur
- 10 GUDJONSSON Snorri Steinn
- 11 STEFANSSON Olafur
- 14 ASGEIRSSON Sturla
- 15 PETERSSON Alexander
- 16 GUDMUNDSSON Hreidar Levy
- 17 JAKOBSSON Sverre Andreas
- 18 GUNNARSSON Robert
- 19 INGIMUNDARSON Ingimundur

### ESP - Spain

- 1 HOMBRADOS Jose Javier
- 2 ENTRERRIOS Alberto
- 4 ROCAS Albert
- 5 ENTRERRIOS Raul
- 6 GARABAYA Ruben
- 7 PRIETO Carlos
- 8 BELAUSTEGUI Jon
- 11 LOZANO Demetrio
- 15 DAVIS David
- 16 BARRUFET David
- 17 GARCIA Juan
- 18 ROMERO Iker
- 21 MALMAGRO Cristian
- 27 TOMAS Victor



**TEAM ROSTER** As of 9 AUG 2008  
球队名单 / COMPOSITION DE L'ÉQUIPE

**BRA - Brazil**

No.	Name	Pos	L/R	Height m/ft in	Weight kg/lbs	Date of Birth	Age	Club	Int'l. Matches	
									Played	Goals
1	SANTOS Maik	GK		1.80 / 5'11"	86 / 190	6 SEP 1980	27	EC PINHEIROS, SAO PAULO (BRA)	60	1
3	PACHECO FILHO Fernando	RB	L	1.90 / 6'3"	96 / 212	25 MAY 1983	25	EC PINHEIROS, SAO PAULO (BRA)	54	90
5	ERTEL Carlos	P	R	1.85 / 6'1"	94 / 207	18 DEC 1974	33	IMES SAO CAETANO, SAO CAETANO (BRA)	139	316
7	RUY Renato	RW	L	1.84 / 6'0"	85 / 187	7 JUN 1979	29	WILHELMSHAVENER HV, WILHELMSHAVEN (GER)	121	211
8	SOUZA Bruno	LB	R	1.99 / 6'6"	98 / 216	27 JUN 1977	31	HSV HAMBURG, HAMBURG (GER)	192	613
9	BORTOLINI Leonardo	CB	R	1.85 / 6'1"	83 / 183	10 APR 1977	31	UNOPAR, LONDRINA (BRA)	124	350
10	JUSTINO Helio	LW	R	1.84 / 6'0"	97 / 214	23 JUL 1972	36	IMES SAO CAETANO, SAO CAETANO (BRA)	186	640
12	VASCONCELOS Alexandre	GK		1.94 / 6'4"	102 / 225	19 DEC 1978	29	MEDODISTA SBC, BESNI (BRA)	130	0
13	LAUREANO Silvio	RW	L	1.70 / 5'7"	75 / 165	19 APR 1981	27	IMES SAO CAETANO, SAO CAETANO (BRA)	30	32
14	SILVA Alexandre	P	R	1.90 / 6'3"	104 / 229	12 NOV 1980	27	UNOPAR, LONDRINA (BRA)		
17	RIBEIRO Felipe	LW	R	1.86 / 6'1"	90 / 198	4 MAY 1985	23	CAI ARAGON, SARAGOSA (ESP)	40	121
18	SANTANA Bruno	CB	R	1.83 / 6'0"	90 / 198	27 FEB 1982	26	EC PINHEIROS, SAO PAULO (BRA)	89	112
19	PIZZINATO Jardel	P	R	1.92 / 6'4"	107 / 236	10 FEB 1978	30	MEDODISTA SBC, BESNI (BRA)	73	11
28	OLIVEIRA Guilherme	LB	R	1.90 / 6'3"	92 / 203	8 JAN 1985	23	BARNBACH/KOFLACH (AUT)	40	57
<b>Team average</b>				1.87 / 6'1"	93 / 205		28.4		98.3	

**Uniform Colours**

**Team 1st**

**Team 2nd**

**Goalkeeper 1st**

**Goalkeeper 2nd**

**Shirt**

YELLOW

BLUE

BLACK

YELLOW

**Shorts**

YELLOW

BLUE

BLACK

BLUE

**Officials:**

RIBERA Jordi (ESP)	(Coach)
SILVA JUNIOR Washington	(Assistant Coach)
CEZAR Marcos	(Assistant Coach)
SILVERIO Denis	(Physiotherapist)
MARQUES Cassio	(Manager)
SANTOS Gustavo	(Doctor)

**Note:**

Uniform numbers will be confirmed at the team managers meeting and under exceptional circumstances could still be changed right up to the start of the competition.

The player's age has been calculated based on the day of update.

Number of international matches played, includes Olympic Games, Senior and Junior World Championships and Continental Championships (other tournaments and friendly matches not included).

**Legend:**

<b>CB</b> Centre Back	<b>GK</b> Goalkeeper	<b>L</b> Left	<b>L/R</b> Handedness	<b>LB</b> Left Back
<b>LW</b> Left Wing	<b>P</b> Pivot	<b>Pos</b> Position	<b>R</b> Right	<b>RB</b> Right Back
<b>RW</b> Right Wing				



**TEAM ROSTER** As of 14 AUG 2008  
球队名单 / COMPOSITION DE L'ÉQUIPE

**CHN - China**

No.	Name	Pos	L/R	Height m/ft in	Weight kg/lbs	Date of Birth	Age	Club	Int'l. Matches	
									Played	Goals
2	CUI Liang	P	R	1.95 / 6'5"	100 / 220	20 FEB 1983	25	BEIJING ARMY, BEIJING (CHN)	80	354
3	ZHU Jie	CB	R	1.87 / 6'2"	96 / 212	30 JAN 1978	30	GUANGDONG, GUANGDONG (CHN)	70	278
5	YAN Liang	P	R	2.01 / 6'7"	94 / 207	23 JAN 1985	23	JIANGSU, SUZHOU (CHN)	40	105
6	CUI Lei	RB	L	1.97 / 6'6"	88 / 194	25 OCT 1980	27	BEIJING ARMY, BEIJING (CHN)	50	186
7	ZHANG Ji	CB	R	1.86 / 6'1"	88 / 194	5 NOV 1978	29	BEIJING, BEIJING (CHN)	30	120
8	ZHOU Xiaojian	P	R	1.98 / 6'6"	105 / 231	13 JAN 1985	23	JIANGSU, SUZHOU (CHN)	40	113
10	LI Hexin	RW	L	1.94 / 6'4"	90 / 198	16 SEP 1985	22	SHANGHAI, SHANGHAI (CHN)	20	10
11	ZHANG Xing	LW	R	1.93 / 6'4"	88 / 194	13 JUN 1986	22	JIANGSU, SUZHOU (CHN)	30	97
12	WANG Long	GK	R	1.95 / 6'5"	100 / 220	27 NOV 1985	22	BEIJING, BEIJING (CHN)	25	
14	TIAN Jianxia	LB	R	1.90 / 6'3"	92 / 203	3 SEP 1986	21	TIANJING, TIANJING (CHN)	40	132
16	YE Qiang	GK	R	1.93 / 6'4"	93 / 205	16 JUN 1978	30	JIANGSU, SUZHOU (CHN)	75	
18	HAO Kexin	LB	R	1.98 / 6'6"	96 / 212	15 JAN 1986	22	JIANGSU, SUZHOU (CHN)	50	233
19	MIAO Qing	RB	L	2.00 / 6'7"	95 / 209	4 FEB 1983	25	BEIJING ARMY, BEIJING (CHN)	50	225
20	ZHU Wenxin	LW	R	1.76 / 5'9"	72 / 159	11 FEB 1980	28	BEIJING ARMY, BEIJING (CHN)	50	365
13	WANG Xiaolong	RW	R	1.87 / 6'2"	87 / 192	17 AUG 1989	18	ANHUI, HEFEI (CHN)	30	116
<b>Team average</b>				1.93 / 6'4"	92 / 203		24.5		45.3	

**Uniform Colours**

**Team 1st**

**Team 2nd**

**Goalkeeper 1st**

**Goalkeeper 2nd**

**Shirt**

RED

WHIE

GREEN

BLUE

**Shorts**

RED

WHITE

GREEN

BLUE

**Officials:**

YAN Weiming

CAO Jiuli

DU Jiangtao

WANG Jianguo

(Coach)

(Assistant Coach)

(Assistant Coach)

(Doctor)

**Note:**

Uniform numbers will be confirmed at the team managers meeting and under exceptional circumstances could still be changed right up to the start of the competition.

The player's age has been calculated based on the day of update.

Number of international matches played, includes Olympic Games, Senior and Junior World Championships and Continental Championships (other tournaments and friendly matches not included).

Player #13 WANG Xiaolong replaced by #10 LI Hexin

**Legend:**

**CB** Centre Back

**LW** Left Wing

**RW** Right Wing

**GK** Goalkeeper

**P** Pivot

**L** Left

**Pos** Position

**L/R** Handedness

**R** Right

**LB** Left Back

**RB** Right Back



**TEAM ROSTER** As of 14 AUG 2008  
球队名单 / COMPOSITION DE L'ÉQUIPE

**CRO - Croatia**

No.	Name	Pos	L/R	Height m/ft in	Weight kg/lbs	Date of Birth	Age	Club	Int'l. Matches	
									Played	Goals
1	LOSERT Venio	GK	R	1.91 / 6'3"	93 / 205	25 JUL 1976	32	FC BARCELONA, BARCELONA (ESP)	149	0
3	SULIC Renato	P	R	1.97 / 6'6"	98 / 216	12 OCT 1979	28	CELJE PIVOVARNA LASKO, CELJE (SLO)	95	233
4	BALIC Ivano	CB	R	1.90 / 6'3"	96 / 212	1 APR 1979	29	PORTLAND SAN ANTONIO, SAN ANTONIO (ESP)	132	420
5	DUVNJAK Domagoj	CB	R	1.97 / 6'6"	89 / 196	1 JUN 1988	20	CROATIA OSIGURANJE, ZAGREB (CRO)	19	34
6	LACKOVIC Blazenko	LB	R	1.95 / 6'5"	95 / 209	25 DEC 1980	27	SG FLENSBURG HANDEWITT, FLENSBURG (GER)	111	340
9	VORI Igor	P	R	2.02 / 6'8"	111 / 245	20 SEP 1980	27	CROATIA OSIGURANJE, ZAGREB (CRO)	103	257
10	DOMINIKOVIC Davor	CB	R	2.03 / 6'8"	100 / 220	7 APR 1978	30	PORTLAND SAN ANTONIO, SAN ANTONIO (ESP)	147	177
11	DZOMBA Mirza	RW	L	1.90 / 6'3"	86 / 190	28 FEB 1977	31	CROATIA OSIGURANJE, ZAGREB (CRO)	173	667
13	HORVAT Zlatko	RW	L	1.79 / 5'10"	80 / 176	25 SEP 1984	23	CROATIA OSIGURANJE, ZAGREB (CRO)	35	65
14	VUKOVIC Drago	CB	R	1.94 / 6'4"	90 / 198	3 AUG 1983	25	GORENJE VELENJE, VELENJE (SLO)	53	50
17	SPREM Goran	LW	R	1.83 / 6'0"	85 / 187	6 JUL 1979	29	HSG NORDHORN, NORDHORN (GER)	96	241
19	METLICIC Petar	RB	L	1.94 / 6'4"	94 / 207	25 DEC 1976	31	BM CIUDAD REAL (ESP)	152	338
24	VALCIC Tonci	LB	R	1.94 / 6'4"	94 / 207	9 JUN 1978	30	ADEMAR LEON, LEON (ESP)	92	141
25	ALILOVIC Mirko	GK	R	2.00 / 6'7"	105 / 231	15 SEP 1985	22	ADEMAR LEON, LEON (ESP)	25	0
23	VUKIC Ljubo	LW	R	1.91 / 6'3"	95 / 209	3 AUG 1982	26	CROATIA OSIGURANJE, ZAGREB (CRO)	29	38
<b>Team average</b>				1.93 / 6'4"	94 / 207		27.3		94.1	

Uniform Colours	Shirt	Shorts
<b>Team 1st</b>	RED	RED
<b>Team 2nd</b>	WHITE	WHITE
<b>Goalkeeper 1st</b>	YELLOW	YELLOW
<b>Goalkeeper 2nd</b>	LIGHT BLUE	LIGHT BLUE

Officials:		
	UDOVICIC Ivica	(Manager)
	CERVAR Lino	(Coach)
	GOLUZA Slavko	(Assistant Coach)
	MUSAK Marko	(Physiotherapist)
	MISKULIN Mladen	(Doctor)
	SINKOVIC Bozo	(Physiotherapist)

**Note:**  
Uniform numbers will be confirmed at the team managers meeting and under exceptional circumstances could still be changed right up to the start of the competition.  
The player's age has been calculated based on the day of update.  
Number of international matches played, includes Olympic Games, Senior and Junior World Championships and Continental Championships (other tournaments and friendly matches not included).

Player #23 VUKIC Ljubo replaced by #17 SPREM Goran

Legend:									
<b>CB</b>	Centre Back	<b>GK</b>	Goalkeeper	<b>L</b>	Left	<b>L/R</b>	Handedness	<b>LB</b>	Left Back
<b>LW</b>	Left Wing	<b>P</b>	Pivot	<b>Pos</b>	Position	<b>R</b>	Right	<b>RB</b>	Right Back
<b>RW</b>	Right Wing								



**TEAM ROSTER** As of 10 AUG 2008  
球队名单 / COMPOSITION DE L'ÉQUIPE

**DEN - Denmark**

No.	Name	Pos	L/R	Height m/ft in	Weight kg/lbs	Date of Birth	Age	Club	Int'l. Matches	
									Played	Goals
1	HVIDT Kasper	GK	R	1.92 / 6'4"	97 / 214	6 FEB 1976	32	FC BARCELONA, BARCELONA (ESP)	184	1
4	BOESEN Lasse	LB	R	1.91 / 6'3"	99 / 218	18 SEP 1979	28	SG FLENSBURG HANDEWITT, FLENSBURG (GER)	101	302
6	JOERGENSEN Lars Troels	RB	R	1.92 / 6'4"	104 / 229	3 FEB 1978	30	PORTLAND SAN ANTONIO, SAN ANTONIO (ESP)	158	136
7	JENSEN Jesper	CB	R	1.88 / 6'2"	88 / 194	30 OCT 1977	30	SKJERN HANDBALL, SKJERN (DEN)	92	192
9	CHRISTIANSEN Lars Roslyn	LW	R	1.82 / 6'0"	88 / 194	18 APR 1972	36	SG FLENSBURG HANDEWITT, FLENSBURG (GER)	266	999
12	HENRIKSEN Peter	GK	R	1.84 / 6'0"	88 / 194	20 AUG 1972	35	GOG SVENDBORG TGI, SVENDBORG (DEN)	61	0
13	SPELLERBERG Bo	LB	R	1.92 / 6'4"	93 / 205	24 JUL 1979	29	KIF KOLDING, KOLDING (DEN)	121	173
15	HANSEN Mikkel	LB	R	1.94 / 6'4"	93 / 205	22 OCT 1987	20	FC BARCELONA, BARCELONA (ESP)	9	27
19	NOEDDESBO Jesper	P	R	1.99 / 6'6"	100 / 220	23 OCT 1980	27	FC BARCELONA, BARCELONA (ESP)	97	186
22	SARUP Kasper Soendergaard	RB	L	1.91 / 6'3"	93 / 205	9 JUN 1981	27	KIF KOLDING, KOLDING (DEN)	40	98
23	BOLDSEN Joachim Rietveld	CB	R	1.87 / 6'2"	101 / 223	30 APR 1978	30	FC BARCELONA, BARCELONA (ESP)	176	395
24	LINDBERG Hans Ottar	RW	L	1.88 / 6'2"	88 / 194	1 AUG 1981	27	HSV HAMBURG, HAMBURG (GER)	71	160
25	BRUUN JOERGENSEN Klav	RB	L	1.80 / 5'11"	90 / 198	3 APR 1974	34	FCK HANDBALL, COPENHAGEN (DEN)	169	410
26	NIELSEN Kasper	LB	R	1.94 / 6'4"	100 / 220	9 JUN 1975	33	SG FLENSBURG HANDEWITT, FLENSBURG (GER)	120	266
14	KNUDSEN Michael V	P	R	1.92 / 6'4"	97 / 214	4 SEP 1978	29	SG FLENSBURG HANDEWITT, FLENSBURG (GER)	184	615
<b>Team average</b>				1.90 / 6'3"	95 / 209		29.8		123.3	

Uniform Colours	Shirt	Shorts
<b>Team 1st</b>	RED	WHITE
<b>Team 2nd</b>	WHITE	RED
<b>Goalkeeper 1st</b>	BLACK	BLACK
<b>Goalkeeper 2nd</b>	YELLOW	BLACK

Officials:		
	WILBEK Ulrik	(Coach)
	BREDSORFF-LARSEN Peter	(Assistant Coach)
	JOHANNSEN Kai (GER)	(Manager)
	POULSEN Peter Kristian	(Physiotherapist)
	BASTRUP Henrik Joergensen	(Team Official)
	STORGAARD Morten	(Team Official)

**Note:**  
Uniform numbers will be confirmed at the team managers meeting and under exceptional circumstances could still be changed right up to the start of the competition.  
The player's age has been calculated based on the day of update.  
Number of international matches played, includes Olympic Games, Senior and Junior World Championships and Continental Championships (other tournaments and friendly matches not included).

Player #14 **KNUDSEN Michael V** replaced by #15 **HANSEN Mikkel**

Legend:									
<b>CB</b>	Centre Back	<b>GK</b>	Goalkeeper	<b>L</b>	Left	<b>L/R</b>	Handedness	<b>LB</b>	Left Back
<b>LW</b>	Left Wing	<b>P</b>	Pivot	<b>Pos</b>	Position	<b>R</b>	Right	<b>RB</b>	Right Back
<b>RW</b>	Right Wing								





**TEAM ROSTER** As of 9 AUG 2008  
球队名单 / COMPOSITION DE L'ÉQUIPE

**EGY - Egypt**

No.	Name	Pos	L/R	Height m/ft in	Weight kg/lbs	Date of Birth	Age	Club	Int'l. Matches	
									Played	Goals
4	MABROUK Hussein	LB	R	1.94/6'4"	85 / 187	30 MAR 1980	28	AHLY, CAIRO (EGY)		
5	HUSSEIN Moustafa	RW	L			8 JAN 1984	24	AHLY, CAIRO (EGY)		
6	EL AHMAR Ahmed	RB	L	1.83/6'0"	81 / 179	27 JAN 1984	24	ZAMALEK, GIZA (EGY)		
8	RAMADAN Mohamed	P	R			7 MAR 1984	24	AHLY, CAIRO (EGY)		
10	ABDELRAZEK Abouelfetoh	RB	L			12 FEB 1987	21	SMOHA, ALEXANDRIA (EGY)		
11	HASSABALLAH Mahmoud	CB	R			22 NOV 1986	21	OLYMPI, ALEXANDRIA (EGY)		
12	NAKIB Mohamed	GK	R	1.92/6'4"	92 / 203	6 APR 1974	34	OLYMPI, ALEXANDRIA (EGY)		
14	MABROUK Hassan	LB	R			29 JUL 1982	26	AHLY, CAIRO (EGY)		
15	ABD ELSALAM Mohamed	LB	R	1.92/6'4"	83 / 183	12 JAN 1982	26	ZAMALEK, GIZA (EGY)		
16	ABDEL MAKSOUD Walid	GK	R			14 JUN 1979	29	ZAMALEK, GIZA (EGY)		
17	MABROUK Belal	LW	R			2 AUG 1984	24	AHLY, CAIRO (EGY)		
18	EL FAKHARANY Hany	P	R	1.96/6'5"	88 / 194	6 APR 1978	30	FUCHSE BERLIN, BERLIN (GER)		
19	YOUSRY Hassan	CB	R			10 MAY 1978	30	ZAMALEK, GIZA (EGY)		
20	ZAKY Hussein	LB	R			1 MAR 1979	29	CAI ARRAGON, SARGOZA (ESP)		
<b>Team average</b>				1.91/6'3"	86 / 189		26.4			

**Uniform Colours**

**Team 1st**

**Team 2nd**

**Goalkeeper 1st**

**Goalkeeper 2nd**

**Shirt**

RED

WHITE

LIGHT BLUE

ORANGE

**Shorts**

RED

WHITE

BLACK

BLACK

**Officials:**

SMAJLAGIC Irfan (CRO)

KOTB Amr

SOLIMAN Mahmoud

EL SHIKH Fawzi

SALEM Sameh

(Coach)

(Assistant Coach)

(Manager)

(Physiotherapist)

(Doctor)

**Note:**

Uniform numbers will be confirmed at the team managers meeting and under exceptional circumstances could still be changed right up to the start of the competition.

The player's age has been calculated based on the day of update.

Number of international matches played, includes Olympic Games, Senior and Junior World Championships and Continental Championships (other tournaments and friendly matches not included).

**Legend:**

**CB** Centre Back

**LW** Left Wing

**RW** Right Wing

**GK** Goalkeeper

**P** Pivot

**L** Left

**Pos** Position

**L/R** Handedness

**R** Right

**LB** Left Back

**RB** Right Back



**TEAM ROSTER** As of 9 AUG 2008  
球队名单 / COMPOSITION DE L'ÉQUIPE

**ESP - Spain**

No.	Name	Pos	L/R	Height m/ft in	Weight kg/lbs	Date of Birth	Age	Club	Int'l. Matches	
									Played	Goals
1	HOMBRADOS Jose Javier	GK	R	1.97 / 6'6"	98 / 216	7 APR 1972	36	ADC CIUDAD REAL, C REAL (ESP)	175	1
2	ENTRERRIOS Alberto	LB	R	1.92 / 6'4"	100 / 220	7 NOV 1976	31	ADC CIUDAD REAL, C REAL (ESP)	164	505
4	ROCAS Albert	RW	L	1.88 / 6'2"	84 / 185	16 JUN 1982	26	PC BARCELONA, BARCELONA (ESP)	68	275
5	ENTRERRIOS Raul	CB	R	1.85 / 6'1"	95 / 209	12 FEB 1981	27	BM VALLADOLID, VALLADOLID (ESP)	83	180
6	GARABAYA Ruben	P	R	2.01 / 6'7"	107 / 236	15 SEP 1978	29	FC BARCELONA, BARCELONA (ESP)	98	212
7	PRIETO Carlos	P	R	2.04 / 6'8"	108 / 238	2 FEB 1980	28	BM VALLADOLID, VALLADOLID (ESP)	66	73
8	BELAUSTEGUI Jon	RB	L	1.95 / 6'5"	100 / 220	19 MAR 1979	29	BM CDAD LOGBOND, LOGBOND (ESP)	83	185
11	LOZANO Demetrio	LB	R	1.96 / 6'5"	100 / 220	26 SEP 1975	32	FC BARCELONA, BARCELONA (ESP)	210	449
15	DAVIS David	LW	R	1.85 / 6'1"	85 / 187	25 OCT 1976	31	ADC CIUDAD REAL, C REAL (ESP)	78	115
16	BARRUFET David	GK	R	1.97 / 6'6"	100 / 220	4 JUN 1970	38	FC BARCELONA, BARCELONA (ESP)	259	1
17	GARCIA Juan	LW	R	1.76 / 5'9"	75 / 165	28 AUG 1977	30	FC BARCELONA, BARCELONA (ESP)	128	508
18	ROMERO Iker	LB	R	1.96 / 6'5"	104 / 229	15 JUN 1980	28	FC BARCELONA, BARCELONA (ESP)	127	480
21	MALMAGRO Cristian	RB	L	1.97 / 6'6"	107 / 236	11 MAR 1983	25	SDC S ANTONIO, PAMPLONA (ESP)	13	33
27	TOMAS Victor	RW	L	1.76 / 5'9"	83 / 183	15 FEB 1985	23	FC BARCELONA, BARCELONA (ESP)	23	70
<b>Team average</b>				1.92 / 6'4"	96 / 212		29.5		112.5	

**Uniform Colours**

**Team 1st**

**Team 2nd**

**Goalkeeper 1st**

**Goalkeeper 2nd**

**Shirt**

RED

WHITE

BLACK

BLUE

**Shorts**

BLUE

WHITE

BULE

BLUE

**Officials:**

BROCCATE Felix	(Manager)
PASTOR Juan Carlos	(Coach)
BULIGAN Alexandru	(Assistant Coach)
FREIRE Carlos	(Physiotherapist)
GUTIERREZ Oscar	(Team Official)
ROLDAN Aurelio	(Doctor)

**Note:**

Uniform numbers will be confirmed at the team managers meeting and under exceptional circumstances could still be changed right up to the start of the competition.  
The player's age has been calculated based on the day of update.  
Number of international matches played, includes Olympic Games, Senior and Junior World Championships and Continental Championships (other tournaments and friendly matches not included).

**Legend:**

<b>CB</b> Centre Back	<b>GK</b> Goalkeeper	<b>L</b> Left	<b>L/R</b> Handedness	<b>LB</b> Left Back
<b>LW</b> Left Wing	<b>P</b> Pivot	<b>Pos</b> Position	<b>R</b> Right	<b>RB</b> Right Back
<b>RW</b> Right Wing				



**TEAM ROSTER** As of 14 AUG 2008  
球队名单 / COMPOSITION DE L'ÉQUIPE

**FRA - France**

No.	Name	Pos	L/R	Height m/ft in	Weight kg/lbs	Date of Birth	Age	Club	Int'l. Matches	
									Played	Goals
3	DINART Didier	P	R	1.97 / 6'6"	104 / 229	18 JAN 1977	31	CIUDAD REAL HB, CIUDAD REAL HB (ESP)	288	136
4	BURDET Cedric	RB	L	1.95 / 6'5"	98 / 216	15 NOV 1974	33	MONTPELLIER HBA, MONTPELLIER (FRA)	220	476
5	GILLE Guillaume	P	R	1.92 / 6'4"	97 / 214	12 JUL 1976	32	HSV HAMBURG, HAMBURG (GER)	245	614
6	GILLE Bertrand	CB	R	1.87 / 6'2"	98 / 216	24 MAR 1978	30	HSV HAMBURG, HAMBURG (GER)	211	654
8	NARCISSE Daniel	CB	R	1.89 / 6'2"	90 / 198	16 DEC 1979	28	CHAMBERY SAVOIE HB, CHAMBERY (FRA)	171	524
11	GIRAULT Olivier	LW	R	1.83 / 6'0"	86 / 190	22 FEB 1973	35	PARIS HB, PARIS (FRA)	240	551
12	KARABOUE Daouda	GK	R	1.98 / 6'6"	92 / 203	11 DEC 1975	32	MONTPELLIER HBA, MONTPELLIER (FRA)	64	
13	KARABATIC Nikola	LB	R	1.95 / 6'5"	102 / 225	11 APR 1984	24	THW KIEL, KIEL (GER)	120	515
14	KEMPE Christophe	P	R	1.93 / 6'4"	105 / 231	2 MAY 1975	33	TOULOUSE UNION HB, TOULOUSE (FRA)	161	249
16	OMEYER Thierry	GK	R	1.92 / 6'4"	93 / 205	2 NOV 1976	31	THW KIEL, KIEL (GER)	194	
18	ABATI Joel	RB	L	1.90 / 6'3"	85 / 187	25 APR 1970	38	MONTPELLIER HBA, MONTPELLIER (FRA)	196	577
19	ABALO Luc	RW	L	1.82 / 6'0"	80 / 176	6 SEP 1984	23	US IVRY HB, IVRY (FRA)	74	247
21	GUIGOU Michael	LW	R	1.79 / 5'10"	78 / 172	28 JAN 1982	26	MONTPELLIER HBA, MONTPELLIER (FRA)	100	351
26	PATY Cedric			1.94 / 6'4"	93 / 205	25 JUL 1981	27	CHAMBERY SAVOIE HB, CHAMBERY (FRA)	17	44
2	FERNANDEZ Jerome	RB	R	1.99 / 6'6"	106 / 234	7 MAR 1977	31	FC BARCELONE HB, BARCELONE (ESP)	262	1042
<b>Team average</b>				1.91 / 6'3"	94 / 207		30.3		170.9	

Uniform Colours	Shirt	Shorts
<b>Team 1st</b>	BLUE	BLUE
<b>Team 2nd</b>	WHITE	WHITE
<b>Goalkeeper 1st</b>	YELLOW	BLACK
<b>Goalkeeper 2nd</b>	GREEN	BLACK

Officials:		
ONESTA Claude		(Coach)
NOUET Sylvain		(Assistant Coach)
SEBASTIEN Pierre		(Doctor)
MABIRE Jean-Christophe		(Physiotherapist)
KERSTEN Patrick		(Physiotherapist)
BARBOT Michel		(Manager)

**Note:**  
Uniform numbers will be confirmed at the team managers meeting and under exceptional circumstances could still be changed right up to the start of the competition.  
The player's age has been calculated based on the day of update.  
Number of international matches played, includes Olympic Games, Senior and Junior World Championships and Continental Championships (other tournaments and friendly matches not included).

Player #2 FERNANDEZ Jerome replaced by #26 PATY Cedric

Legend:									
<b>CB</b>	Centre Back	<b>GK</b>	Goalkeeper	<b>L</b>	Left	<b>L/R</b>	Handedness	<b>LB</b>	Left Back
<b>LW</b>	Left Wing	<b>P</b>	Pivot	<b>Pos</b>	Position	<b>R</b>	Right	<b>RB</b>	Right Back
<b>RW</b>	Right Wing								



**TEAM ROSTER** As of 12 AUG 2008  
球队名单 / COMPOSITION DE L'ÉQUIPE

**GER - Germany**

No.	Name	Pos	L/R	Height m/ft in	Weight kg/lbs	Date of Birth	Age	Club	Int'l. Matches	
									Played	Goals
1	FRITZ Henning	GK	R	1.89 / 6'2"	89 / 196	21 SEP 1974	33	RHEIN-NECKAR LOWEN, MANNHEIM (GER)	235	
4	ROGGISCH Oliver	P	R	2.02 / 6'8"	95 / 209	25 AUG 1978	29	RHEIN-NECKAR LOWEN, MANNHEIM (GER)	94	24
5	KLEIN Dominik	LW	R	1.90 / 6'3"	85 / 187	16 DEC 1983	24	THW KIEL, KIEL (GER)	70	143
8	SCHWARZER Christian	P	R	1.96 / 6'5"	100 / 220	23 OCT 1969	38	RHEIN-NECKAR LOWEN, MANNHEIM (GER)	314	957
10	KOHRMANN Oliver	CB	R	1.86 / 6'1"	86 / 190	28 JUL 1976	32	TV GROSSWALSTADT, GROSSWALSTADT (GER)	12	12
11	GLANDORF Holger	RB	R	1.95 / 6'5"	88 / 194	30 MAR 1983	25	HSG NORDHORN, NORDHORN (GER)	87	283
12	BITTER Johannes	GK	R	2.04 / 6'8"	104 / 229	2 SEP 1982	25	HSV HAMBURG, HAMBURG (GER)	94	2
13	CHRISTOPHERSEN Sven-Soren			1.98 / 6'6"	98 / 216	9 MAY 1985	23	HSG WETZLAR, WETZLAR (GER)	9	18
14	ZEITZ Christian	RB	L	1.85 / 6'1"	86 / 190	18 NOV 1980	27	THW KIEL, KIEL (GER)	161	456
15	JANSEN Torsten	LW	R	1.85 / 6'1"	89 / 196	23 DEC 1976	31	HSV HAMBURG, HAMBURG (GER)	143	393
17	KLIMOVETS Andrei	P	R	1.96 / 6'5"	105 / 231	18 AUG 1974	33	RHEIN-NECKAR LOWEN, MANNHEIM (GER)	67	167
18	KRAUS Michael	RB	R	1.87 / 6'2"	94 / 207	28 SEP 1983	24	TBV LEMGO, LEMGO (GER)	65	169
19	KEHRMANN Florian	RW	L	1.86 / 6'1"	85 / 187	26 JUN 1977	31	TBV LEMGO, LEMGO (GER)	218	798
24	HAASS Michael	CB	R	1.94 / 6'4"	94 / 207	12 DEC 1983	24	TBV GWD MINDEN, MINDEN (GER)	20	20
2	HENS Pascal	LB	R	2.03 / 6'8"	100 / 220	26 MAR 1980	28	HSV HAMBURG, HAMBURG (GER)	150	441
<b>Team average</b>				1.93 / 6'4"	93 / 205		28.5		115.9	

**Uniform Colours**

**Team 1st**

**Team 2nd**

**Goalkeeper 1st**

**Goalkeeper 2nd**

**Shirt**

WHITE

BLACK

GREEN

YELLOW

**Shorts**

BLACK

WHITE

BLACK

BLACK

**Officials:**

HEUBERGER Martin	(Assistant Coach)
BRAND Heiner	(Coach)
DR HALLMAIER Berthold	(Doctor)
ROTH Reinhold	(Physiotherapist)
GRASCHUS Peter	(Physiotherapist)
SCHNEIDER Tom	(Manager)

**Note:**

Uniform numbers will be confirmed at the team managers meeting and under exceptional circumstances could still be changed right up to the start of the competition. The player's age has been calculated based on the day of update. Number of international matches played, includes Olympic Games, Senior and Junior World Championships and Continental Championships (other tournaments and friendly matches not included).

Player #2 HENS Pascal replaced by #13 CHRISTOPHERSEN Sven-Soren

**Legend:**

<b>CB</b> Centre Back	<b>GK</b> Goalkeeper	<b>L</b> Left	<b>L/R</b> Handedness	<b>LB</b> Left Back
<b>LW</b> Left Wing	<b>P</b> Pivot	<b>Pos</b> Position	<b>R</b> Right	<b>RB</b> Right Back
<b>RW</b> Right Wing				



**TEAM ROSTER** As of 9 AUG 2008  
球队名单 / COMPOSITION DE L'ÉQUIPE

**ISL - Iceland**

No.	Name	Pos	L/R	Height m/ft in	Weight kg/lbs	Date of Birth	Age	Club	Int'l. Matches	
									Played	Goals
1	GUSTAVSSON Bjorgvin Pall	GK	R	1.92/6'4"	90/198	24 MAY 1985	23	FRAM, REYKJAVIK (ISL)	25	1
3	GEIRSSON Logi	LB	R	1.90/6'3"	90/198	10 OCT 1982	25	LEMGO, LEMGO (GER)	63	171
5	SIGURDSSON Sigfus	P	R	1.98/6'6"	114/251	7 MAY 1975	33	VALUR, REYKJAVIK (ISL)	142	301
6	HALLGRIMSSON Asgeir Orn	RB	L	1.91/6'3"	92/203	17 FEB 1984	24	GOG, GUDME (DEN)	83	116
7	ATLASON Arnor	LB	R	1.91/6'3"	91/201	23 JUL 1984	24	FC KOBENHAVN, COPENHAGEN (DEN)	58	98
9	SIGURDSSON Gudjon Valur	LW	R	1.87/6'2"	83/183	8 AUG 1979	29	GUMMERSBACH, GUMMERSBACH (GER)	191	885
10	GUDJONSSON Snorri Steinn	CB	R	1.87/6'2"	86/190	17 OCT 1981	26	GOG, GUDME (DEN)	123	401
11	STEFANSSON Olafur	RB	L	1.96/6'5"	94/207	3 JUL 1973	35	CIUDAD REAL, CIUDAD REAL (ESP)	263	1250
14	ASGEIRSSON Sturla	LW	R	1.82/6'0"	80/176	20 JUL 1980	28	AARHUS GF, AARHUS (DEN)	6	11
15	PETERSSON Alexander	RW	L	1.86/6'1"	94/207	2 JUL 1980	28	FLENSBURG, FLENSBURG (GER)	65	249
16	GUDMUNDSSON Hreidar Le	GK	R	1.93/6'4"	96/212	29 NOV 1980	27	SAVEHOF, PARTILLE (SWE)	57	0
17	JAKOBSSON Sverre Andrea	P	R	1.96/6'5"	97/214	8 FEB 1977	31	HK, KOPAVOGUR (ISL)	44	12
18	GUNNARSSON Robert	P	R	1.90/6'3"	100/220	22 MAY 1980	28	GUMMERSBACH, GUMMERSBACH (GER)	118	370
19	INGIMUNDARSON Ingimund	LB	R	1.93/6'4"	96/212	29 JAN 1980	28	ELVERUM, ELVERUM (NOR)	27	34
<b>Team average</b>				1.91/6'3"	93/205		27.8		90.4	

Uniform Colours	Shirt	Shorts
<b>Team 1st</b>	BLUE	BLUE
<b>Team 2nd</b>	RED	RED
<b>Goalkeeper 1st</b>	YELLOW	BLACK
<b>Goalkeeper 2nd</b>	RED	BLACK

Officials:		
	GUDMUNDSSON Gudmundur Th	(Coach)
	OSKARSSON Oskar Bjarni	(Assistant Coach)
	JONSSON Brynjolfur	(Doctor)
	RAGNARSDOTTIR Ingibjorg	(Team Official)
	GUNNARSSON Petur Orn	(Physiotherapist)
	THORVARDARSON Einar	(Manager)

**Note:**  
Uniform numbers will be confirmed at the team managers meeting and under exceptional circumstances could still be changed right up to the start of the competition.  
The player's age has been calculated based on the day of update.  
Number of international matches played, includes Olympic Games, Senior and Junior World Championships and Continental Championships (other tournaments and friendly matches not included).

Legend:							
<b>CB</b>	Centre Back	<b>GK</b>	Goalkeeper	<b>L</b>	Left	<b>L/R</b>	Handedness
<b>LW</b>	Left Wing	<b>P</b>	Pivot	<b>Pos</b>	Position	<b>R</b>	Right
<b>RW</b>	Right Wing					<b>LB</b>	Left Back
						<b>RB</b>	Right Back



**TEAM ROSTER** As of 9 AUG 2008  
球队名单 / COMPOSITION DE L'ÉQUIPE

**KOR - Korea**

No.	Name	Pos	L/R	Height m/ft in	Weight kg/lbs	Date of Birth	Age	Club	Int'l. Matches	
									Played	Goals
1	HAN Kyungtai	GK	R	1.91/6'3"	86/190	11 APR 1975	33	OTMAR (SUI)		
2	JEONG Yikyeong	CB	R	1.88/6'2"	80/176	28 FEB 1985	23	DOO SAN, GANGWON-DO (KOR)		
6	KIM Teawan	LW	R	1.83/6'0"	83/183	15 FEB 1980	28	HANA BANK, CHUNGCHEONGNAM-DO (KOR)		
7	JUNG Suyoung	RW	L	1.84/6'0"	78/172	17 OCT 1985	22	HC KYUNGNAM KOROSA, GYEONGSANGNAM-DO (KOR)		
8	PARK Junggeu	P	R	1.90/6'3"	100/220	2 NOV 1983	24	DOO SAN, GANGWON-DO (KOR)		
10	PARK Chanyong	P	R	1.89/6'2"	76/168	1 JAN 1980	28	INCHEON CITY DEVELOPMENT, INCHEON (KOR)		
13	YOON Kyungshin	RB	L	2.03/6'8"	96/212	7 JUL 1973	35	DOO SAN, GANGWON-DO (KOR)		
14	CHO Chihyo	RW	L	1.92/6'4"	93/205	6 DEC 1970	37	BALINGEN (GER)		
15	LEE Teayoung	LW	R	1.74/5'9"	72/159	25 NOV 1977	30	HC KYUNGNAM KOROSA, GYEONGSANGNAM-DO (KOR)		
16	KANG Ilkoo	GK	R	1.84/6'0"	85/187	26 APR 1976	32	INCHEON CITY DEVELOPMENT, INCHEON (KOR)		
17	LEE Jaewoo	RB	L	1.82/6'0"	86/190	28 SEP 1979	28	DAIDO STEEL (JPN)		
18	PAEK Wonchul	LB	R	1.80/5'11"	83/183	10 JAN 1977	31	DAIDO STEEL (JPN)		
20	KO Kyungsoo	CB	R	1.82/6'0"	78/172	5 FEB 1985	23	HANA BANK, CHUNGCHEONGNAM-DO (KOR)		
23	YOON Kyungmin	LB	R	1.93/6'4"	80/176	31 OCT 1979	28	HANA BANK, CHUNGCHEONGNAM-DO (KOR)		
<b>Team average</b>				1.87/6'2"	84/185		28.7			

Uniform Colours	Shirt	Shorts
<b>Team 1st</b>	RED	RED
<b>Team 2nd</b>	BLUE	BLUE
<b>Goalkeeper 1st</b>	YELLOW	NAVY
<b>Goalkeeper 2nd</b>	GRAY	GRAY

Officials:		
	KIM Taehoon	(Coach)
	JANG Inik	(Assistant Coach)
	KIM Lina ()	(Team Official)
	KANG Hyunyong	(Physiotherapist)

**Note:**  
Uniform numbers will be confirmed at the team managers meeting and under exceptional circumstances could still be changed right up to the start of the competition.  
The player's age has been calculated based on the day of update.  
Number of international matches played, includes Olympic Games, Senior and Junior World Championships and Continental Championships (other tournaments and friendly matches not included).

<b>Legend:</b>							
<b>CB</b>	Centre Back	<b>GK</b>	Goalkeeper	<b>L</b>	Left	<b>L/R</b>	Handedness
<b>LW</b>	Left Wing	<b>P</b>	Pivot	<b>Pos</b>	Position	<b>R</b>	Right
<b>RW</b>	Right Wing					<b>LB</b>	Left Back
						<b>RB</b>	Right Back



**TEAM ROSTER** As of 9 AUG 2008  
球队名单 / COMPOSITION DE L'ÉQUIPE

**POL - Poland**

No.	Name	Pos	L/R	Height m/ft in	Weight kg/lbs	Date of Birth	Age	Club	Int'l. Matches	
									Played	Goals
1	SZMAL Sławomir	GK	R	1.90 / 6'3"	90 / 198	2 OCT 1978	29	RHEIN-NECKAR LOWEN, MANNHEIM (GER)	140	1
2	JASZKA Bartłomiej	CB	R	1.84 / 6'0"	82 / 181	16 JUN 1983	25	FUCHSE, BERLIN (GER)	45	49
3	LIJEWSKI Krzysztof	RB	L	1.98 / 6'6"	94 / 207	7 JUL 1983	25	HSV HAMBURG, HAMBURG (GER)	62	100
5	JACHLEWSKI Mateusz	LW	R	1.82 / 6'0"	83 / 183	27 DEC 1984	23	KS VIVE, KIELCE (POL)	62	152
6	TKACZYK Grzegorz	CB	R	1.94 / 6'4"	94 / 207	22 DEC 1980	27	RHEIN-NECKAR LOWEN, MANNHEIM (GER)	115	435
8	BIELECKI Karol	LB	R	2.02 / 6'8"	100 / 220	23 JAN 1982	26	RHEIN-NECKAR LOWEN, MANNHEIM (GER)	106	510
9	SIODMIAK Artur	P	R	1.92 / 6'4"	98 / 216	7 OCT 1975	32	TUS N-LUBBECKE, LUBBECKE (GER)	75	74
13	JURECKI Bartosz	P	R	1.93 / 6'4"	100 / 220	31 JAN 1979	29	SC MAGDEBURG, MAGDEBURG (GER)	83	273
14	JURASIK Mariusz	RW	L	1.92 / 6'4"	92 / 203	4 MAY 1976	32	RHEIN-NECKAR LOWEN, MANNHEIM (GER)	151	551
15	JURECKI Michał	LB	R	2.02 / 6'8"	102 / 225	27 OCT 1984	23	TUS N-LUBBECKE, LUBBECKE (GER)	59	103
16	WICHARY Marcin	GK	R	1.93 / 6'4"	93 / 205	17 FEB 1980	28	WISLA PLOCK SA, PLOCK (POL)	60	0
18	KUPTEL Rafał	CB	R	1.92 / 6'4"	95 / 209	1 APR 1976	32	WISLA PLOCK SA, PLOCK (POL)	141	151
19	TLUCZYNSKI Tomasz	LW	R	1.82 / 6'0"	84 / 185	19 APR 1979	29	TSV HANNOVER, HANNOVER (GER)	49	179
22	LIJEWSKI Marcin	RB	L	1.97 / 6'6"	96 / 212	21 SEP 1977	30	SG FLENSBURG-HANDEWITT, FLENSBURG (GER)	183	558
<b>Team average</b>				1.92 / 6'4"	93 / 205		27.9		95.1	

**Uniform Colours**

**Team 1st**

**Team 2nd**

**Goalkeeper 1st**

**Goalkeeper 2nd**

**Shirt**

WHITE

RED

ORANGE

GREEN

**Shorts**

RED/WHITE

RED

BLACK

BLACK

**Officials:**

WASZKIEWICZ Daniel	(Assistant Coach)
WENTA Bogdan	(Coach)
NOWAK Maciej	(Doctor)
BUCZAK Jerzy	(Physiotherapist)
ZABCZYNSKI Marek	(Team Official)
RUDOMINA Krzysztof	(Physiotherapist)

**Note:**

Uniform numbers will be confirmed at the team managers meeting and under exceptional circumstances could still be changed right up to the start of the competition.

The player's age has been calculated based on the day of update.

Number of international matches played, includes Olympic Games, Senior and Junior World Championships and Continental Championships (other tournaments and friendly matches not included).

**Legend:**

<b>CB</b> Centre Back	<b>GK</b> Goalkeeper	<b>L</b> Left	<b>L/R</b> Handedness	<b>LB</b> Left Back
<b>LW</b> Left Wing	<b>P</b> Pivot	<b>Pos</b> Position	<b>R</b> Right	<b>RB</b> Right Back
<b>RW</b> Right Wing				



**TEAM ROSTER** As of 9 AUG 2008  
球队名单 / COMPOSITION DE L'ÉQUIPE

**RUS - Russian Fed.**

No.	Name	Pos	L/R	Height m/ft in	Weight kg/lbs	Date of Birth	Age	Club	Int'l. Matches	
									Played	Goals
1	GRAMS Oleg	GK	R	2.00/6'7"	103/227	20 FEB 1984	24	CHEKHOV.MEDVEDI, CHEKHOV (RUS)	33	0
2	FILIPPOV Vasily	CB	L	1.82/6'0"	85/187	18 JAN 1981	27	CHEKHOV.MEDVEDI, CHEKHOV (RUS)	69	152
6	KRIVOSHLYKOV Denis	RB	L	1.80/5'11"	85/187	10 MAY 1971	37	CBM ADEMAR LEON, LEON (ESP)	170	468
8	EVDOKIMOV Egor	P	R	2.03/6'8"	114/251	9 MAR 1982	26	CHEKHOV.MEDVEDI, CHEKHOV (RUS)	69	103
10	CHERNOIVANOV Alexander	P	R	2.00/6'7"	95/209	13 FEB 1979	29	CHEKHOV.MEDVEDI, CHEKHOV (RUS)	48	80
15	RASTVORTSEV Alexey	LB	R	2.00/6'7"	119/262	8 AUG 1978	30	CHEKHOV.MEDVEDI, CHEKHOV (RUS)	181	703
16	KOSTYGOV Alexey	GK	R	1.90/6'3"	100/220	5 JUL 1973	35	CHEKHOV.MEDVEDI, CHEKHOV (RUS)	103	0
17	KAMANIN Alexey	RB	R	1.97/6'6"	112/247	6 JUN 1978	30	CHEKHOV.MEDVEDI, CHEKHOV (RUS)	148	319
19	ASLANYAN Samvel	LB	L	1.87/6'2"	85/187	23 FEB 1986	22	CHEKHOV.MEDVEDI, CHEKHOV (RUS)	14	15
23	KOKSHAROV Eduard	LW	R	1.86/6'1"	87/192	4 NOV 1975	32	PIVOVARNA LASKO, CELJE (SLO)	199	1023
25	KOVALEV Dmitry	RW	L	1.80/5'11"	80/176	15 MAY 1982	26	CHEKHOV.MEDVEDI, CHEKHOV (RUS)	64	131
31	DIBIROV Timur	LW	R	1.80/5'11"	74/163	30 JUL 1983	25	CHEKHOV.MEDVEDI, CHEKHOV (RUS)	51	133
35	IGROPULO Konstantin	RB	L	1.90/6'3"	98/216	14 APR 1985	23	CHEKHOV.MEDVEDI, CHEKHOV (RUS)	45	182
77	IVANOV Vitaly	CB	R	1.94/6'4"	92/203	3 FEB 1976	32	CHEKHOV.MEDVEDI, CHEKHOV (RUS)	180	443
<b>Team average</b>				1.91/6'3"	95/209		28.4		98.1	

Uniform Colours	Shirt	Shorts
<b>Team 1st</b>	RED	RED
<b>Team 2nd</b>	WHITE	BLUE
<b>Goalkeeper 1st</b>	GREEN	BLACK
<b>Goalkeeper 2nd</b>	YELLOW	YELLOW

Officials:		
	MAKSIMOV Vladimir	(Coach)
	CHIGAREV Nikolay	(Assistant Coach)
	BORISOV Viacheslav	(Doctor)
	PRILUTSKIY Mikhail	(Physiotherapist)
	KHOROSHEVA Ekatarina	(Manager)

**Note:**  
Uniform numbers will be confirmed at the team managers meeting and under exceptional circumstances could still be changed right up to the start of the competition.  
The player's age has been calculated based on the day of update.  
Number of international matches played, includes Olympic Games, Senior and Junior World Championships and Continental Championships (other tournaments and friendly matches not included).

Legend:									
<b>CB</b>	Centre Back	<b>GK</b>	Goalkeeper	<b>L</b>	Left	<b>L/R</b>	Handedness	<b>LB</b>	Left Back
<b>LW</b>	Left Wing	<b>P</b>	Pivot	<b>Pos</b>	Position	<b>R</b>	Right	<b>RB</b>	Right Back
<b>RW</b>	Right Wing								



**TOURNAMENT SUMMARY** As of 24 AUG 2008  
赛事成绩一览表 / RÉSUMÉ DU TOURNOI

**Group A**

Rank	Team	Pts	MP	W	T	L	GF	GA	Diff.
1	FRA	9	5	4	1	0	148	115	33
2	POL	7	5	3	1	1	147	128	19
3	CRO	6	5	3	0	2	140	115	25
4	ESP	6	5	3	0	2	152	145	7
5	BRA	2	5	1	0	4	129	153	-24
6	CHN	0	5	0	0	5	104	164	-60

Team	FRA	POL	CRO	ESP	BRA	CHN
FRA		30 - 30	23 - 19	28 - 21	34 - 26	33 - 19
POL	30 - 30		27 - 24	29 - 30	28 - 25	33 - 19
CRO	19 - 23	24 - 27		31 - 29	33 - 14	33 - 22
ESP	21 - 28	30 - 29	29 - 31		36 - 35	36 - 22
BRA	26 - 34	25 - 28	14 - 33	35 - 36		29 - 22
CHN	19 - 33	19 - 33	22 - 33	22 - 36	22 - 29	

**Group B**

Rank	Team	Pts	MP	W	T	L	GF	GA	Diff.
1	KOR	6	5	3	0	2	122	129	-7
2	DEN	6	5	2	2	1	137	131	6
3	ISL	6	5	2	2	1	151	146	5
4	RUS	5	5	2	1	2	136	131	5
5	GER	5	5	2	1	2	126	130	-4
6	EGY	2	5	0	2	3	127	132	-5

Team	KOR	DEN	ISL	RUS	GER	EGY
KOR		31 - 30	22 - 21	22 - 29	23 - 27	24 - 22
DEN	30 - 31		32 - 32	25 - 24	27 - 21	23 - 23
ISL	21 - 22	32 - 32		33 - 31	33 - 29	32 - 32
RUS	29 - 22	24 - 25	31 - 33		24 - 24	28 - 27
GER	27 - 23	21 - 27	29 - 33	24 - 24		25 - 23
EGY	22 - 24	23 - 23	32 - 32	27 - 28	23 - 25	

**Classification**

Date	Teams	Phase	Match No.	Result
WED 20 AUG	FRA - RUS	Quarterfinal	31	27 - 24
	ISL - POL	Quarterfinal	32	32 - 30
	CRO - DEN	Quarterfinal	33	26 - 24
	KOR - ESP	Quarterfinal	34	24 - 29
FRI 22 AUG	RUS - DEN	Placement 5-8	35	28 - 27
	POL - KOR	Placement 5-8	36	29 - 26
	FRA - CRO	Semifinal	37	25 - 23
	ISL - ESP	Semifinal	38	36 - 30
SUN 24 AUG	DEN - KOR	Placement 7-8	39	37 - 26
	RUS - POL	Placement 5-6	40	28 - 29
	CRO - ESP	Bronze Medal Match	41	29 - 35
	FRA - ISL	Gold Medal Match	42	28 - 23

**Final Standings**

Medal	Rank	Team
Gold	1	FRA - France
Silver	2	ISL - Iceland
Bronze	3	ESP - Spain
	4	CRO - Croatia
	5	POL - Poland
	6	RUS - Russian Fed.
	7	DEN - Denmark
	8	KOR - Korea
	9	GER - Germany
	10	EGY - Egypt
	11	BRA - Brazil
	12	CHN - China

<b>Legend:</b>	GA	Goals Against	GF	Goals For	L	Lost	MP	Matches Played
Diff	Points	T	Ties	W	Won			



**RESULTS**  
比赛成绩 / RÉSULTATS  
**CRO 31 - 29 ESP**  
(16 - 11) (15 - 18)

Referees: (13) LEMME F / (14) ULLRICH B (GER)

**RUNNING SCORE**

**CRO - ESP**

**CRO - Croatia**

Players		Shots								Penalties			
No.	Name	G/S	%	6m	Wing	9m	7m	FB	BT	YC	2Min	RC	EX
1	LOSERT Venio												
3	SULIC Renato	1/1	100	1/1									
4	BALIC Ivano	2/4	50	1/1		0/2		1/1					
5	DUVNJAK Domagoj	3/4	75			1/1			2/3		1		
6	LACKOVIC Blazenko	5/7	71			4/6			1/1				
9	VORI Igor	4/4	100	2/2				1/1	1/1	1			
10	DOMINIKOVIC Davor										1		
11	DZOMBA Mirza	5/7	71				5/7						
13	HORVAT Zlatko	2/3	67	1/1	1/1			0/1		1			
14	VUKOVIC Drago									1			
19	METLICIC Petar	4/7	57	2/2		1/4			1/1		1		
23	VUKIC Ljubo	2/3	67		2/3								
24	VALCIC Tonci	3/3	100	1/1		1/1			1/1				
25	ALILOVIC Mirko												
	Bench/Team									1	1		
	Totals	31/43	72	8/8	3/4	7/14	5/7	2/3	6/7	4	4	0	0

Goalkeepers		Saves							
No.	Name	S/S	%	6m	Wing	9m	7m	FB	BT
1	LOSERT Venio	2/4	50	1/1	0/1	1/2			
25	ALILOVIC Mirko	12/39	31	6/11	1/9	3/7	0/3	1/5	1/4
	Totals	14/43	33	7/12	1/10	4/9	0/3	1/5	1/4

**ESP - Spain**

Players		Shots								Penalties			
No.	Name	G/S	%	6m	Wing	9m	7m	FB	BT	YC	2Min	RC	EX
1	HOMBRADOS Jose Javier												
2	ENTRERRIOS Alberto	5/8	63	0/1		2/3		1/1	2/3				
4	ROCAS Albert	6/8	75		5/7			1/1					
5	ENTRERRIOS Raul	1/2	50	0/1		1/1				1			
6	GARABAYA Ruben	3/5	60	3/5									
7	PRIETO Carlos	0/2	0	0/2							1		
8	BELAUSTEGUI Jon	1/2	50	1/1		0/1				1	1		
11	LOZANO Demetrio												
15	DAVIS David	1/2	50					1/2		1	1		
16	BARRUFET David												
17	GARCIA Juan	8/8	100		4/4		3/3	1/1					
18	ROMERO Iker	3/8	38	0/2		2/5			1/1				
21	MALMAGRO Cristian	1/2	50	1/1		0/1							
27	TOMAS Victor												
	Bench/Team												
	Totals	29/47	62	5/13	9/11	5/11	3/3	4/5	3/4	3	3	0	0

Goalkeepers		Saves							
No.	Name	S/S	%	6m	Wing	9m	7m	FB	BT
1	HOMBRADOS Jose Javier	5/27	19	0/7	0/1	2/7	1/4	1/1	1/7
16	BARRUFET David	1/10	10	0/1	0/2	1/3	0/2	0/2	
	Totals	6/37	16	0/8	0/3	3/10	1/6	1/3	1/7

**2nd Half**

16 (31)	12	ENTRERRIOS A	
16 (32)	13	ROCAS A	
METLICIC P	17 (33)	13	
	17 (33)	14	ENTRERRIOS A
HORVAT Z	18 (34)	14	
	18 (35)	15	GARCIA J
	18 (36)	16	ENTRERRIOS A
LACKOVIC B	19 (37)	16	
LACKOVIC B	20 (38)	16	
	20 (39)	17	GARCIA J
VALCIC T	21 (39)	17	
VALCIC T	22 (41)	17	
	22 (41)	18	ROCAS A
	22 (42)	19	DAVIS D
SULIC R	23 (43)	19	
	23 (43)	20	GARABAYA R
DZOMBA M	24 (44)	20	
	24 (45)	21	GARCIA J
DZOMBA M	25 (45)	21	
	25 (46)	22	ROCAS A
VALCIC T	26 (47)	22	
	26 (47)	23	ROCAS A
	26 (48)	24	GARABAYA R
	26 (50)	25	ROMERO I
	26 (52)	26	GARCIA J
	26 (55)	27	ENTRERRIOS A
VORI I	27 (55)	27	
METLICIC P	28 (56)	27	
	28 (56)	28	ROMERO I
DUVNJAK D	29 (57)	28	
	29 (57)	29	GARCIA J
VORI I	30 (58)	29	
DUVNJAK D	31 (60)	29	

Legend:		2Min		6m		7m		9m	
%	Efficiency	2 Min	2 Minute Suspensions	6m	6-metre Shots	7m	7-metre Shots	9m	9-metre Shots
BT	Breakthroughs	EX	Exclusions	FB	Fast Breaks	G/S	Goals/Shots	RC	Red Cards
S/S	Saves/Shots	Wing	Wing Shots	YC	Yellow Cards				



## MATCH TEAM STATISTICS

参赛队技术统计 / STATISTIQUES DU MATCH PAR ÉQUIPE

### CRO 31 - 29 ESP

(16 - 11) (15 - 18)

Referees: (13) LEMME F / (14) ULLRICH B (GER)

#### CRO - Croatia

Players		Shots								Offence		Defence		Penalties				TP
No.	Name	G/S	%	6m	Wing	9m	7m	FB	BT	AS	TF	ST	BS	YC	2Min	RC	EX	
1	LOSERT Venio																	5:51
3	SULIC Renato	1/1	100	1/1						1	1							9:13
4	BALIC Ivano	2/4	50	1/1		0/2		1/1		1	2							20:51
5	DUVNJAK Domagoj	3/4	75			1/1			2/3	3						1		25:53
6	LACKOVIC Blazenko	5/7	71			4/6			1/1	2	2	2						38:21
9	VORI Igor	4/4	100	2/2				1/1	1/1	2	1			1				47:43
10	DOMINIKOVIC Davor															1		19:58
11	DZOMBA Mirza	5/7	71				5/7											2:57
13	HORVAT Zlatko	2/3	67	1/1	1/1			0/1			1	1		1				58:41
14	VUKOVIC Drago													1				5:33
19	METLICIC Petar	4/7	57	2/2		1/4			1/1	6	3	1				1		58:18
23	VUKIC Ljubo	2/3	67		2/3							1						50:28
24	VALCIC Tonci	3/3	100	1/1		1/1			1/1		3	2						22:04
25	ALILOVIC Mirko																	54:09
	Bench/Team													1	1			
<b>Totals</b>		31/43	72	8/8	3/4	7/14	5/7	2/3	6/7	15	13	7	0	4	4	0	0	

Goalkeepers		Total Shots		6m Shots		Wing Shots		9m Shots		7m Shots		Fast Breaks		Breakthroughs	
No.	Name	S/S	%	S/S	%	S/S	%	S/S	%	S/S	%	S/S	%	S/S	%
1	LOSERT Venio	2/4	50	1/1	100	0/1	0	1/2	50						
25	ALILOVIC Mirko	12/39	31	6/11	55	1/9	11	3/7	43	0/3	0	1/5	20	1/4	25
<b>Totals</b>		14/43	33	7/12	58	1/10	10	4/9	44	0/3	0	1/5	20	1/4	25

Team Shots	Goals	Saves	Missed	Post	Blocked	Total	%
6m Shots	8	0	0	0	0	8	100
Wing Shots	3	0	1	0	0	4	75
9m Shots	7	3	1	0	3	14	50
7m Shots	5	1	0	1	n/a	7	71
Fast Breaks	2	1	0	0	0	3	67
Breakthroughs	6	1	0	0	0	7	86
<b>Totals</b>	31	6	2	1	3	43	72

Number of Attacks: 54, Scoring Efficiency: 57%



**OSC GYMNASIUM**  
 奥体中心体育馆  
 GYMNASE DU CSO

SUN 星期日 DIM  
 10 AUG 2008  
 9:00

**HANDBALL**  
 手球 / HANDBALL

**MEN**  
 男子项目 / HOMMES

**PRELIMINARY GROUP A - MATCH 1**  
 预赛A组 - 第1场 / PRÉLIMINAIRE GROUPE A - MATCH 1



**MATCH TEAM STATISTICS**

参赛队技术统计 / STATISTIQUES DU MATCH PAR ÉQUIPE

**CRO 31 - 29 ESP**  
 (16 - 11) (15 - 18)

Referees: (13) LEMME F / (14) ULLRICH B (GER)

**CRO - Croatia**

**Shots Distribution**

Players			Goals / Shots			
3 SULIC R	4 BALIC I	5 DUVNJAK D	6 LACKOVIC B	9 VORI I	10 DOMINIKOVIC D	11 DZOMBA M
1/1	0/1 1/1	2/3 1/1	2/2 1/1 2/3	1/1 2/2	1/1	1/1 1/1 1/1
	1-Blocked		1-Missed			1-Post
13 HORVAT Z	14 VUKOVIC D	19 METLICIC P	23 VUKIC L	24 VALCIC T		
0/1 1/1	1/1 0/1	1/1 1/1	1/1 1/1	2/2 1/1		
		2-Blocked	1-Missed			

Team	Offence	Defence	Goalkeepers
Goals / Shots			Saves / Shots
1/2 1/3 12/13	6/7 Breakthroughs 2/2 1/3 4/4 3/7 5/7 7m 2/2 2/3 2/3 Fast Breaks	3/4 Breakthroughs 2/5 0/3 3/6 3/7 0/0 2/3 4/5 Fast Breaks	1/4 2/3 1/8
2-Missed 1-Post 3-Blocked			2/3 2/4 6/12
			1 LOSERT V 1/1 1/3
			25 ALILOVIC M 1/4 2/3 1/8
			0/2 0/7 0/7
			2/3 2/4 6/12
			1/1 1/3
			1/2 1/1 6/12



## MATCH TEAM STATISTICS

参赛队技术统计 / STATISTIQUES DU MATCH PAR ÉQUIPE

### CRO 31 - 29 ESP

(16 - 11) (15 - 18)

Referees: (13) LEMME F / (14) ULLRICH B (GER)

#### ESP - Spain

No.	Name	Shots								Offence		Defence		Penalties			TP	
		G/S	%	6m	Wing	9m	7m	FB	BT	AS	TF	ST	BS	YC	2Min	RC		EX
1	HOMBRADOS Jose Javier																	42:19
2	ENTRERRIOS Alberto	5/8	63	0/1		2/3		1/1	2/3	3	4							48:31
4	ROCAS Albert	6/8	75		5/7			1/1		2								58:06
5	ENTRERRIOS Raul	1/2	50	0/1		1/1				3	1	1	1	1				23:39
6	GARABAYA Ruben	3/5	60	3/5						3	1							33:53
7	PRIETO Carlos	0/2	0	0/2						2	1	1	2		1			28:01
8	BELAUSTEGUI Jon	1/2	50	1/1		0/1				2	2			1	1			53:41
11	LOZANO Demetrio																	
15	DAVIS David	1/2	50					1/2						1	1			13:45
16	BARRUFET David																	15:17
17	GARCIA Juan	8/8	100		4/4		3/3	1/1				1						48:26
18	ROMERO Iker	3/8	38	0/2		2/5			1/1	2	2							48:28
21	MALMAGRO Cristian	1/2	50	1/1		0/1					1							5:54
27	TOMAS Victor																	
	Bench/Team																	
<b>Totals</b>		29/47	62	5/13	9/11	5/11	3/3	4/5	3/4	17	12	3	3	3	3	0	0	

No.	Name	Total Shots		6m Shots		Wing Shots		9m Shots		7m Shots		Fast Breaks		Breakthroughs	
		S/S	%	S/S	%	S/S	%	S/S	%	S/S	%	S/S	%	S/S	%
1	HOMBRADOS Jose Javier	5/27	19	0/7	0	0/1	0	2/7	29	1/4	25	1/1	100	1/7	14
16	BARRUFET David	1/10	10	0/1	0	0/2	0	1/3	33	0/2	0	0/2	0		
<b>Totals</b>		6/37	16	0/8	0	0/3	0	3/10	30	1/6	17	1/3	33	1/7	14

Team Shots	Goals	Saves	Missed	Post	Blocked	Total	%
6m Shots	5	7	1	0	0	13	38
Wing Shots	9	1	1	0	0	11	82
9m Shots	5	4	2	0	0	11	45
7m Shots	3	0	0	0	n/a	3	100
Fast Breaks	4	1	0	0	0	5	80
Breakthroughs	3	1	0	0	0	4	75
<b>Totals</b>	29	14	4	0	0	47	62

Number of Attacks: 54, Scoring Efficiency: 54%



**MATCH TEAM STATISTICS**  
 参赛队技术统计 / STATISTIQUES DU MATCH PAR ÉQUIPE

**CRO 31 - 29 ESP**  
 (16 - 11) (15 - 18)

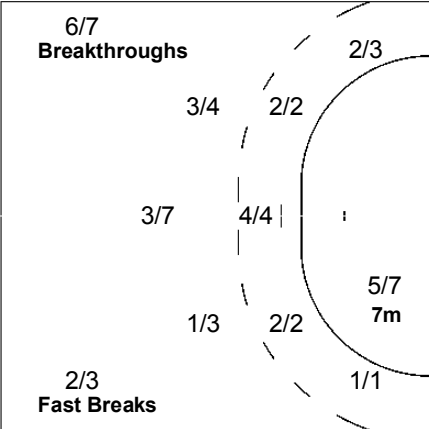
Referees: (13) LEMME F / (14) ULLRICH B (GER)

**ESP - Spain**

**Shots Distribution**

**Players**  
Goals / Shots

<b>2 ENTRERRIOS A</b>	<b>4 ROCAS A</b>	<b>5 ENTRERRIOS R</b>	<b>6 GARABAYA R</b>	<b>7 PRIETO C</b>	<b>8 BELAUSTEGUI J</b>	<b>11 LOZANO D</b>
0/1	1/1 1/1	1/1	1/1 0/1	0/1	0/1 1/1	
3/3 2/2	1/1 2/2 1/2	0/1	2/3	0/1		
2-Missed	1-Missed					
<b>15 DAVIS D</b>	<b>17 GARCIA J</b>	<b>18 ROMERO I</b>	<b>21 MALMAGRO C</b>	<b>27 TOMAS V</b>		
0/1	1/1 1/1	1/2 1/2				
1/1	2/2 4/4	1/3	1/1 0/1			
		1-Missed				

Team	Offence	Defence	Goalkeepers
Goals / Shots			Saves / Shots
3/4 2/2 1/3 1/3 2/4 7/8 7/7 6/12 4-Missed			1/2 0/2 0/2 2/3 1/1 1/13 0/3 1/11  1 HOMBRADOS JJ 1/1 0/1 0/2 1/2 1/1 1/11 0/2 1/7  16 BARRUFET D 0/1 0/1 1/1 0/2 0/1 0/4

**Legend:**

% Efficiency	<b>2Min</b> 2 Minute Suspensions	<b>6m</b> 6-metre Shots	<b>7m</b> 7-metre Shots	<b>9m</b> 9-metre Shots
<b>AS</b> Assists	<b>BS</b> Blocked Shots	<b>BT</b> Breakthroughs	<b>EX</b> Exclusions	<b>FB</b> Fast Breaks
<b>G/S</b> Goals/Shots	<b>n/a</b> not applicable	<b>RC</b> Red Cards	<b>S/S</b> Saves/Shots	<b>ST</b> Steals
<b>TF</b> Technical Faults	<b>TP</b> Time Played	<b>Wing</b> Wing Shots	<b>YC</b> Yellow Cards	



## RESULTS

比赛成绩 / RÉSULTATS

### FRA 34 - 26 BRA

(19 - 11) (15 - 15)

Referees: (21) DIN C / (22) DINU S (ROU)

#### RUNNING SCORE

FRA - BRA

#### FRA - France

Players		Shots								Penalties			
No.	Name	G/S	%	6m	Wing	9m	7m	FB	BT	YC	2Min	RC	EX
2	FERNANDEZ Jerome	5/6	83	1/1		1/2	1/1		2/2				
3	DINART Didier	1/2	50	1/1				0/1					
4	BURDET Cedric												
5	GILLE Guillaume	4/6	67			2/3		1/2	1/1	1	1		
6	GILLE Bertrand	4/6	67	4/5	0/1								
8	NARCISSE Daniel	1/3	33			1/3				1			
11	GIRAULT Olivier	7/8	88		1/2			5/5	1/1				
12	KARABOUE Daouda												
13	KARABATIC Nikola	5/8	63	2/2		0/3		1/1	2/2				
14	KEMPE Christophe	3/3	100	2/2				1/1					
16	OMEYER Thierry												
18	ABATI Joel	0/3	0			0/1	0/1		0/1				
19	ABALO Luc	2/3	67			0/1		2/2		1	1		
21	GUIGOU Michael	2/3	67		1/1			1/2					
	Bench/Team												
	Totals	34/51	67	10/11	2/4	4/13	1/2	11/14	6/7	3	2	0	0

Goalkeepers		Saves							
No.	Name	S/S	%	6m	Wing	9m	7m	FB	BT
12	KARABOUE Daouda	8/23	35	0/5	1/2	5/11	2/2	0/3	
16	OMEYER Thierry	6/17	35	1/4	2/3	2/5	0/1	1/3	0/1
	Totals	14/40	35	1/9	3/5	7/16	2/3	1/6	0/1

#### BRA - Brazil

Players		Shots								Penalties			
No.	Name	G/S	%	6m	Wing	9m	7m	FB	BT	YC	2Min	RC	EX
1	SANTOS Maik												
3	PACHECO FILHO Fernando	1/7	14	0/1		1/6				1	1		
5	ERTEL Carlos	5/7	71	5/7									
7	RUY Renato	1/3	33		1/3					1			
8	SOUZA Bruno	1/8	13			1/7		0/1					
9	BORTOLINI Leonardo	4/7	57			3/5	1/2			1			
10	JUSTINO Helio	1/2	50		0/1			1/1					
12	VASCONCELOS Alexandre												
13	LAUREANO Silvio	1/1	100		1/1								
14	SILVA Alexandre	2/3	67	2/3							2		
17	RIBEIRO Felipe	4/7	57	1/1	0/1	1/1	0/1	2/3					
18	SANTANA Bruno	2/2	100			1/1			1/1				
19	PIZZINATO Jardel											1	
28	OLIVEIRA Guilherme	4/4	100			2/2		2/2					
	Bench/Team												
	Totals	26/51	51	8/12	2/6	9/22	1/3	5/7	1/1	3	4	0	0

Goalkeepers		Saves							
No.	Name	S/S	%	6m	Wing	9m	7m	FB	BT
1	SANTOS Maik	9/25	36	0/5	0/1	5/8	1/2	2/6	1/3
12	VASCONCELOS Alexandre	4/22	18	1/6	1/2	2/3		0/7	0/4
	Totals	13/47	28	1/11	1/3	7/11	1/2	2/13	1/7

#### 1st Half

KARABATIC N	1 (1') 0
	1 (3') 1 RUY R
FERNANDEZ J	2 (4') 1
GIRAULT O	3 (5') 1
GILLE B	4 (6') 1
GIRAULT O	5 (8') 1
	5 (8') 2 BORTOLINI L
GIRAULT O	6 (9') 2
DINART D	7 (11') 2
	7 (12') 3 ERTEL C
FERNANDEZ J	8 (13') 3
GILLE B	9 (13') 3
	9 (15') 4 BORTOLINI L
GIRAULT O	10 (15') 4
ABALO L	11 (16') 4
	11 (17') 5 ERTEL C
	11 (21') 6 RIBEIRO F
KEMPE C	12 (21') 6
	12 (22') 7 RIBEIRO F
FERNANDEZ J	13 (23') 7
GIRAULT O	14 (23') 7
	14 (24') 8 RIBEIRO F
	14 (25') 9 ERTEL C
NARCISSE D	15 (26') 9
	15 (27') 10 SOUZA B
FERNANDEZ J	16 (27') 10
GIRAULT O	17 (28') 10
GIRAULT O	18 (29') 10
KARABATIC N	19 (30') 10
	19 (30') 11 SANTANA B

#### 2nd Half

	19 (31') 12 OLIVEIRA G
	19 (32') 13 OLIVEIRA G
GILLE G	20 (33') 13
GUIGOU M	21 (34') 13
GILLE B	22 (36') 13
	22 (37') 14 OLIVEIRA G
GILLE B	23 (38') 14
KARABATIC N	24 (39') 14
	24 (39') 15 SANTANA B
FERNANDEZ J	25 (40') 15
GUIGOU M	26 (41') 15
	26 (43') 16 SILVA A
	26 (44') 17 BORTOLINI L
KARABATIC N	27 (45') 17
	27 (45') 18 PACHECO FILHO F
	27 (46') 19 BORTOLINI L
GILLE G	28 (47') 19
GILLE G	29 (48') 19
ABALO L	30 (49') 19
GILLE G	31 (50') 19
	31 (50') 20 SILVA A
	31 (52') 21 OLIVEIRA G
	31 (53') 22 JUSTINO H
KEMPE C	32 (54') 22
KEMPE C	33 (55') 22
	33 (55') 23 ERTEL C
	33 (57') 24 LAUREANO S
	33 (58') 25 RIBEIRO F
	33 (60') 26 ERTEL C
KARABATIC N	34 (60') 26

#### Legend:

%	Efficiency	2Min	2 Minute Suspensions	6m	6-metre Shots	7m	7-metre Shots	9m	9-metre Shots
BT	Breakthroughs	EX	Exclusions	FB	Fast Breaks	G/S	Goals/Shots	RC	Red Cards
S/S	Saves/Shots	Wing	Wing Shots	YC	Yellow Cards				



## MATCH TEAM STATISTICS

参赛队技术统计 / STATISTIQUES DU MATCH PAR ÉQUIPE

**FRA 34 - 26 BRA**

(19 - 11) (15 - 15)

Referees: (21) DIN C / (22) DINU S (ROU)

### FRA - France

No.	Name	Shots								Offence		Defence		Penalties				TP
		G/S	%	6m	Wing	9m	7m	FB	BT	AS	TF	ST	BS	YC	2Min	RC	EX	
2	FERNANDEZ Jerome	5/6	83	1/1		1/2	1/1		2/2	1		1						30:32
3	DINART Didier	1/2	50	1/1				0/1									18:05	
4	BURDET Cedric																	
5	GILLE Guillaume	4/6	67			2/3		1/2	1/1			1	1	1	1		37:09	
6	GILLE Bertrand	4/6	67	4/5	0/1					2	3	2	1				35:16	
8	NARCISSE Daniel	1/3	33			1/3				2	3			1			34:05	
11	GIRAULT Olivier	7/8	88		1/2			5/5	1/1	1	2						30:00	
12	KARABOUE Daouda																30:00	
13	KARABATIC Nikola	5/8	63	2/2		0/3		1/1	2/2	8	3	1					50:16	
14	KEMPE Christophe	3/3	100	2/2				1/1		1	2						17:03	
16	OMEYER Thierry									2	1						30:00	
18	ABATI Joel	0/3	0			0/1	0/1		0/1			1					33:28	
19	ABALO Luc	2/3	67			0/1		2/2			1	2		1	1		44:06	
21	GUIGOUE Michael	2/3	67		1/1			1/2			1						30:00	
	Bench/Team																	
<b>Totals</b>		34/51	67	10/11	2/4	4/13	1/2	11/14	6/7	17	16	8	2	3	2	0	0	

No.	Name	Total Shots		6m Shots		Wing Shots		9m Shots		7m Shots		Fast Breaks		Breakthroughs	
		S/S	%	S/S	%	S/S	%	S/S	%	S/S	%	S/S	%	S/S	%
12	KARABOUE Daouda	8/23	35	0/5	0	1/2	50	5/11	45	2/2	100	0/3	0		
16	OMEYER Thierry	6/17	35	1/4	25	2/3	67	2/5	40	0/1	0	1/3	33	0/1	0
<b>Totals</b>		14/40	35	1/9	11	3/5	60	7/16	44	2/3	67	1/6	17	0/1	0

Team Shots	Goals	Saves	Missed	Post	Blocked	Total	%
6m Shots	10	1	0	0	0	11	91
Wing Shots	2	1	1	0	0	4	50
9m Shots	4	7	0	0	2	13	31
7m Shots	1	1	0	0	n/a	2	50
Fast Breaks	11	2	0	1	0	14	79
Breakthroughs	6	1	0	0	0	7	86
<b>Totals</b>	34	13	1	1	2	51	67

Number of Attacks: 62, Scoring Efficiency: 55%





**OSC GYMNASIUM**  
 奥体中心体育馆  
 GYMNASE DU CSO

SUN 星期日 DIM  
 10 AUG 2008  
 14:00

**HANDBALL**  
 手球 / HANDBALL

**MEN**  
 男子项目 / HOMMES

**PRELIMINARY GROUP A - MATCH 3**  
 预赛A组 - 第3场 / PRÉLIMINAIRE GROUPE A - MATCH 3



**MATCH TEAM STATISTICS**  
 参赛队技术统计 / STATISTIQUES DU MATCH PAR ÉQUIPE

**FRA 34 - 26 BRA**  
 (19 - 11) (15 - 15)

Referees: (21) DIN C / (22) DINU S (ROU)

**FRA - France**

**Shots Distribution**

**Players**  
Goals / Shots

2 FERNANDEZ J	3 DINART D	4 BURDET C	5 GILLE G	6 GILLE B	8 NARCISSE D	11 GIRAULT O
1/1			1/1	0/1	1/1	1/2
2/2	1/1		0/1	1/1	0/1	1/1
2/2			1/1	2/2	0/1	2/2
1-Blocked	1-Post			1-Missed		

13 KARABATIC N	14 KEMPE C	18 ABATI J	19 ABALO L	21 GUIGOU M
2/2	1/1	0/1	1/1	1/1
0/2				
3/4	1/1	0/1	1/1	0/1
			1-Blocked	

Team	Offence	Defence	Goalkeepers																																			
Goals / Shots			Saves / Shots																																			
<table border="1"> <tr><td></td><td>4/6</td><td>6/7</td></tr> <tr><td>0/4</td><td></td><td>2/2</td></tr> <tr><td>6/9</td><td>10/11</td><td>6/8</td></tr> </table> <p>1-Missed 1-Post 2-Blocked</p>		4/6	6/7	0/4		2/2	6/9	10/11	6/8			<table border="1"> <tr><td></td><td>3/5</td><td>0/3</td></tr> <tr><td>2/4</td><td>4/4</td><td>2/3</td></tr> <tr><td>1/8</td><td>1/3</td><td>1/10</td></tr> </table> <table border="1"> <tr><td>12 KARABOUE D</td></tr> <tr><td>2/2</td><td>0/3</td></tr> <tr><td>1/2</td><td>1/1</td><td>1/2</td></tr> <tr><td>1/3</td><td>1/3</td><td>1/7</td></tr> </table> <table border="1"> <tr><td>16 OMEYER T</td></tr> <tr><td>1/3</td></tr> <tr><td>1/2</td><td>3/3</td><td>1/1</td></tr> <tr><td>0/5</td><td></td><td>0/3</td></tr> </table>		3/5	0/3	2/4	4/4	2/3	1/8	1/3	1/10	12 KARABOUE D	2/2	0/3	1/2	1/1	1/2	1/3	1/3	1/7	16 OMEYER T	1/3	1/2	3/3	1/1	0/5		0/3
	4/6	6/7																																				
0/4		2/2																																				
6/9	10/11	6/8																																				
	3/5	0/3																																				
2/4	4/4	2/3																																				
1/8	1/3	1/10																																				
12 KARABOUE D																																						
2/2	0/3																																					
1/2	1/1	1/2																																				
1/3	1/3	1/7																																				
16 OMEYER T																																						
1/3																																						
1/2	3/3	1/1																																				
0/5		0/3																																				



## MATCH TEAM STATISTICS

参赛队技术统计 / STATISTIQUES DU MATCH PAR ÉQUIPE

**FRA 34 - 26 BRA**

(19 - 11) (15 - 15)

Referees: (21) DIN C / (22) DINU S (ROU)

### BRA - Brazil

No.	Name	Shots								Offence		Defence		Penalties				TP
		G/S	%	6m	Wing	9m	7m	FB	BT	AS	TF	ST	BS	YC	2Min	RC	EX	
1	SANTOS Maik																	30:28
3	PACHECO FILHO Fernando	1/7	14	0/1		1/6				5	6		1	1	1			54:03
5	ERTEL Carlos	5/7	71	5/7							2							26:02
7	RUY Renato	1/3	33		1/3						1			1				28:28
8	SOUZA Bruno	1/8	13			1/7		0/1		2	1	1	1					44:20
9	BORTOLINI Leonardo	4/7	57			3/5	1/2			1	4			1				23:01
10	JUSTINO Helio	1/2	50		0/1			1/1										24:26
12	VASCONCELOS Alexandre																	29:32
13	LAUREANO Silvio	1/1	100		1/1					1	1	1						31:32
14	SILVA Alexandre	2/3	67	2/3							2		1		2			26:37
17	RIBEIRO Felipe	4/7	57	1/1	0/1	1/1	0/1	2/3		1		3						36:16
18	SANTANA Bruno	2/2	100			1/1			1/1	3	2							28:33
19	PIZZINATO Jardel														1			18:36
28	OLIVEIRA Guilherme	4/4	100			2/2		2/2										18:06
	Bench/Team																	
	<b>Totals</b>	26/51	51	8/12	2/6	9/22	1/3	5/7	1/1	13	19	5	3	3	4	0	0	

No.	Name	Total Shots		6m Shots		Wing Shots		9m Shots		7m Shots		Fast Breaks		Breakthroughs	
		S/S	%	S/S	%	S/S	%	S/S	%	S/S	%	S/S	%	S/S	%
1	SANTOS Maik	9/25	36	0/5	0	0/1	0	5/8	63	1/2	50	2/6	33	1/3	33
12	VASCONCELOS Alexandre	4/22	18	1/6	17	1/2	50	2/3	67			0/7	0	0/4	0
	<b>Totals</b>	13/47	28	1/11	9	1/3	33	7/11	64	1/2	50	2/13	15	1/7	14

Team Shots	Goals	Saves	Missed	Post	Blocked	Total	%
6m Shots	8	1	0	3	0	12	67
Wing Shots	2	3	0	1	0	6	33
9m Shots	9	7	1	3	2	22	41
7m Shots	1	2	0	0	n/a	3	33
Fast Breaks	5	1	1	0	0	7	71
Breakthroughs	1	0	0	0	0	1	100
<b>Totals</b>	26	14	2	7	2	51	51

Number of Attacks: 63, Scoring Efficiency: 41%



**OSC GYMNASIUM**  
 奥体中心体育馆  
 GYMNASE DU CSO

SUN 星期日 DIM  
 10 AUG 2008  
 14:00

**HANDBALL**  
 手球 / HANDBALL

**MEN**  
 男子项目 / HOMMES

**PRELIMINARY GROUP A - MATCH 3**  
 预赛A组 - 第3场 / PRÉLIMINAIRE GROUPE A - MATCH 3



**MATCH TEAM STATISTICS**  
 参赛队技术统计 / STATISTIQUES DU MATCH PAR ÉQUIPE

**FRA 34 - 26 BRA**  
 (19 - 11) (15 - 15)

Referees: (21) DIN C / (22) DINU S (ROU)

**BRA - Brazil**

**Shots Distribution**

Players			Goals / Shots			
3 PACHECO FILHO F	5 ERTEL C	7 RUY R	8 SOUZA B	9 BORTOLINI L	10 JUSTINO H	13 LAUREANO S
0/1	1/1 1/1	0/1	0/2	1/1 1/1	0/1	
0/2 0/1	0/1		0/1 0/1 1/1	2/2	1/1	1/1
2-Post	1-Post	1-Post	1-Post 2-Blocked 1-Missed 1-Post			
14 SILVA A	17 RIBEIRO F	18 SANTANA B	19 PIZZINATO J	28 OLIVEIRA G		
	1/1 0/2			1/1 1/1		
2/2	1/1 2/2	1/1 1/1		1/1		
1-Post	1-Missed					

Team	Offence	Defence	Goalkeepers
Goals / Shots			Saves / Shots
2/5 3/3	1/1 Breakthroughs	6/7 Breakthroughs	2/6 1/7
2/4 0/4 1/3	2/4 0/1 1/2	0/0 2/2 2/4	4/4 0/2
7/8 2/3 9/10	8/11 6/14	2/11 6/7	3/9 1/11 2/8
2-Missed 7-Post 2-Blocked	1/3 7m 0/0 2/6	2/2 2/2 1/2 7m 0/0	1 SANTOS M
	5/7 Fast Breaks	11/14 Fast Breaks	0/2 1/6
			3/3 0/1
			2/4 1/5 2/4
			12 VASCONCELOS A
			2/4 0/1
			1/1 0/1
			1/5 0/6 0/4

Legend:							
%	Efficiency	2Min	2 Minute Suspensions	6m	6-metre Shots	7m	7-metre Shots
AS	Assists	BS	Blocked Shots	BT	Breakthroughs	EX	Exclusions
G/S	Goals/Shots	n/a	not applicable	RC	Red Cards	S/S	Saves/Shots
TF	Technical Faults	TP	Time Played	Wing	Wing Shots	YC	Yellow Cards
						9m	9-metre Shots
						FB	Fast Breaks
						ST	Steals



## RESULTS

比赛成绩 / RÉSULTATS

### POL 33 - 19 CHN

(21 - 10) (12 - 9)

Referees: (15) KARBAS-CHI M / (16) KOLAHDOUZAN M (IRI)

#### RUNNING SCORE

##### POL - CHN

#### POL - Poland

Players		Shots								Penalties			
No.	Name	G/S	%	6m	Wing	9m	7m	FB	BT	YC	2Min	RC	EX
1	SZMAL Slawomir												
2	JASZKA Bartlomiej	2/3	67					2/3					
3	LIJEWSKI Krzysztof	1/1	100					1/1		1			
5	JACHLEWSKI Mateusz	5/5	100		1/1			4/4			1		
6	TKACZYK Grzegorz	2/5	40	1/2		0/1		1/2					
8	BIELECKI Karol	2/4	50			1/3		1/1					
9	SIODMIAK Artur	1/2	50	1/2						1			
13	JURECKI Bartosz	1/3	33	1/2				0/1		1	1		
14	JURASIK Mariusz	8/9	89		2/3	2/2		4/4					
15	JURECKI Michal	0/1	0			0/1					1		
16	WICHARY Marcin												
19	TLUCZYNSKI Tomasz	5/8	63		2/4		1/1	1/2	1/1				
22	LIJEWSKI Marcin	2/3	67	0/1		1/1			1/1				
28	PIWKO Pawel	4/6	67		1/2			2/3	1/1				
	Bench/Team												
	Totals	33/50	66	3/7	6/10	4/8	1/1	16/21	3/3	3	3	0	0

Goalkeepers		Saves							
No.	Name	S/S	%	6m	Wing	9m	7m	FB	BT
1	SZMAL Slawomir	13/32	41	2/9	0/4	8/14	0/2	2/2	1/1
16	WICHARY Marcin								
	Totals	13/32	41	2/9	0/4	8/14	0/2	2/2	1/1

#### CHN - China

Players		Shots								Penalties			
No.	Name	G/S	%	6m	Wing	9m	7m	FB	BT	YC	2Min	RC	EX
2	CUI Liang	3/3	100	3/3									
3	ZHU Jie	0/1	0			0/1				1			
5	YAN Liang												
6	CUI Lei	1/5	20	0/1		1/4				1			
7	ZHANG Ji	2/6	33	0/1		2/3		0/2			1		
8	ZHOU Xiaojian	0/1	0	0/1									
11	ZHANG Xing												
12	WANG Long												
13	WANG Xiaolong	3/3	100		3/3								
14	TIAN Jianxia	3/6	50	2/2		1/3			0/1				
16	YE Qiang												
18	HAO Kexin	3/8	38	1/1		2/7				1	2		
19	MIAO Qing	1/6	17	1/1		0/5							
20	ZHU Wenxin	3/3	100		1/1		2/2						
	Bench/Team												
	Totals	19/42	45	7/10	4/4	6/23	2/2	0/2	0/1	3	3	0	0

Goalkeepers		Saves							
No.	Name	S/S	%	6m	Wing	9m	7m	FB	BT
12	WANG Long	10/25	40	3/5	2/4	2/4	0/1	3/10	0/1
16	YE Qiang	1/19	5	0/1	0/4	0/2		1/10	0/2
	Totals	11/44	25	3/6	2/8	2/6	0/1	4/20	0/3

1st Half	
JURASIK M	1 (2') 0
JURASIK M	2 (3') 0
JURECKI B	3 (5') 0
	3 (5') 1 WANG X
TKACZYK G	4 (6') 1
JACHLEWSKI M	5 (6') 1
JURASIK M	6 (8') 1
	6 (8') 2 WANG X
	6 (9') 3 HAO K
JURASIK M	7 (9') 3
JACHLEWSKI M	8 (10') 3
JURASIK M	9 (12') 3
	9 (12') 4 HAO K
JACHLEWSKI M	10 (12') 4
	10 (14') 5 TIAN J
JACHLEWSKI M	11 (14') 5
JURASIK M	12 (16') 5
	12 (17') 6 MIAO Q
	12 (20') 7 CUI L
	12 (21') 8 CUI L
LIJEWSKI M	13 (22') 8
	13 (22') 9 ZHU W
LIJEWSKI M	14 (23') 9
JACHLEWSKI M	15 (24') 9
LIJEWSKI K	16 (25') 9
	16 (25') 10 ZHU W
TLUCZYNSKI T	17 (26') 10
JURASIK M	18 (27') 10
JASZKA B	19 (27') 10
BIELECKI K	20 (29') 10
JURASIK M	21 (30') 10

2nd Half	
TLUCZYNSKI T	22 (32') 10
	22 (33') 11 CUI L
PIWKO P	23 (33') 11
PIWKO P	24 (34') 11
PIWKO P	25 (36') 11
	25 (36') 12 ZHANG J
BIELECKI K	26 (37') 12
PIWKO P	27 (39') 12
	27 (41') 13 CUI L
TLUCZYNSKI T	28 (43') 13
	28 (45') 14 TIAN J
	28 (46') 15 WANG X
TLUCZYNSKI T	29 (46') 15
	29 (47') 16 ZHU W
TKACZYK G	30 (48') 16
SIODMIAK A	31 (49') 16
TLUCZYNSKI T	32 (51') 16
	32 (54') 17 TIAN J
JASZKA B	33 (57') 17
	33 (60') 18 ZHANG J
	33 (60') 19 HAO K

Legend:									
%	Efficiency	2Min	2 Minute Suspensions	6m	6-metre Shots	7m	7-metre Shots	9m	9-metre Shots
BT	Breakthroughs	EX	Exclusions	FB	Fast Breaks	G/S	Goals/Shots	RC	Red Cards
S/S	Saves/Shots	Wing	Wing Shots	YC	Yellow Cards				



## MATCH TEAM STATISTICS

参赛队技术统计 / STATISTIQUES DU MATCH PAR ÉQUIPE

### POL 33 - 19 CHN

(21 - 10) (12 - 9)

Referees: (15) KARBAS-CHI M / (16) KOLAHDOUZAN M (IRI)

#### POL - Poland

Players		Shots								Offence		Defence		Penalties			TP	
No.	Name	G/S	%	6m	Wing	9m	7m	FB	BT	AS	TF	ST	BS	YC	2Min	RC	EX	
1	SZMAL Sławomir									2								60:00
2	JASZKA Bartłomiej	2/3	67					2/3			1	4						22:51
3	LIJEWSKI Krzysztof	1/1	100					1/1		2		3		1				25:23
5	JACHLEWSKI Mateusz	5/5	100		1/1			4/4							1			27:18
6	TKACZYK Grzegorz	2/5	40	1/2		0/1		1/2		6	4	3	1					37:17
8	BIELECKI Karol	2/4	50			1/3		1/1		2	1	1						9:10
9	SIODMIAK Artur	1/2	50	1/2						1				1				33:49
13	JURECKI Bartosz	1/3	33	1/2				0/1					2	1	1			25:30
14	JURASIK Mariusz	8/9	89		2/3	2/2		4/4			3							30:00
15	JURECKI Michał	0/1	0			0/1				3		1	3		1			50:51
16	WICHARY Marcin																	
19	TLUCZYŃSKI Tomasz	5/8	63		2/4		1/1	1/2	1/1									34:32
22	LIJEWSKI Marcin	2/3	67	0/1		1/1			1/1	3		1						33:19
28	PIWKO Paweł	4/6	67		1/2			2/3	1/1			1						30:00
	Bench/Team																	
<b>Totals</b>		33/50	66	3/7	6/10	4/8	1/1	16/21	3/3	19	9	14	6	3	3	0	0	

Goalkeepers		Total Shots		6m Shots		Wing Shots		9m Shots		7m Shots		Fast Breaks		Breakthroughs	
No.	Name	S/S	%	S/S	%	S/S	%	S/S	%	S/S	%	S/S	%	S/S	%
1	SZMAL Sławomir	13/32	41	2/9	22	0/4	0	8/14	57	0/2	0	2/2	100	1/1	100
16	WICHARY Marcin														
<b>Totals</b>		13/32	41	2/9	22	0/4	0	8/14	57	0/2	0	2/2	100	1/1	100

Team Shots	Goals	Saves	Missed	Post	Blocked	Total	%
6m Shots	3	3	0	1	0	7	43
Wing Shots	6	2	1	1	0	10	60
9m Shots	4	2	0	1	1	8	50
7m Shots	1	0	0	0	n/a	1	100
Fast Breaks	16	4	0	1	0	21	76
Breakthroughs	3	0	0	0	0	3	100
<b>Totals</b>	33	11	1	4	1	50	66

Number of Attacks: 55, Scoring Efficiency: 60%



**MATCH TEAM STATISTICS**  
参赛队技术统计 / STATISTIQUES DU MATCH PAR ÉQUIPE

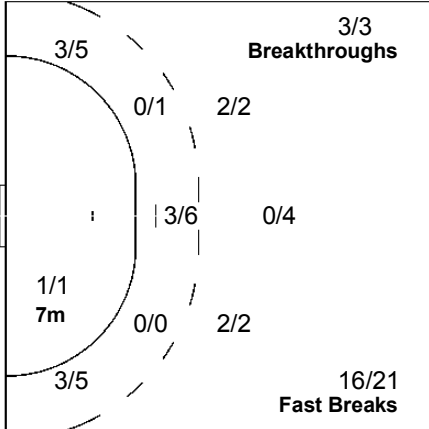
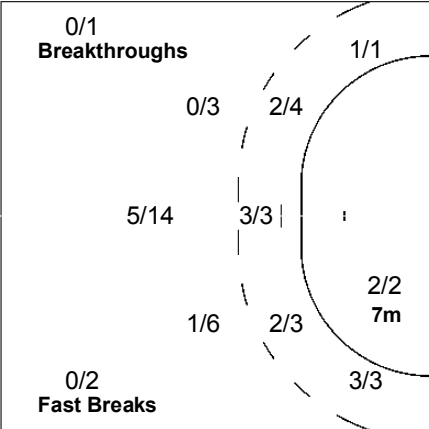
**POL 33 - 19 CHN**  
(21 - 10) (12 - 9)

Referees: (15) KARBAS-CHI M / (16) KOLAHDOUZAN M (IRI)

**POL - Poland**

**Shots Distribution**

Players			Goals / Shots			
2 JASZKA B	3 LIJEWSKI K	5 JACHLEWSKI M	6 TKACZYK G	8 BIELECKI K	9 SIODMIAK A	13 JURECKI B
1/1			1/1	1/1		0/1
						0/1
0/1	1/1	1/1	0/1	1/2	1/1	1/1
			1-Post	1-Blocked	1-Post	1-Post
14 JURASIK M	15 JURECKI M	19 TLUCZYNSKI T	22 LIJEWSKI M	28 PIWKO P		
2/2	2/2		1/1	1/1		
		1/1				
		1/2			0/1	
3/3	0/1	1/1	1/1	3/3	0/1	
1-Missed		1-Post				

Team	Offence	Defence	Goalkeepers																																				
Goals / Shots			Saves / Shots																																				
<table border="1"> <tr><td>7/8</td><td>3/3</td><td>3/3</td></tr> <tr><td></td><td></td><td>1/4</td></tr> <tr><td>6/7</td><td>5/10</td><td>8/9</td></tr> </table> <p>1-Missed 4-Post 1-Blocked</p>	7/8	3/3	3/3			1/4	6/7	5/10	8/9			<table border="1"> <tr><td>2/3</td><td>2/2</td><td></td></tr> <tr><td>4/7</td><td></td><td>1/2</td></tr> <tr><td>2/7</td><td>1/4</td><td>1/7</td></tr> </table> <p>1 SZMAL S</p> <table border="1"> <tr><td>2/3</td><td>2/2</td><td></td></tr> <tr><td>4/7</td><td></td><td>1/2</td></tr> <tr><td>2/7</td><td>1/4</td><td>1/7</td></tr> </table> <p>16 WICHARY M</p> <table border="1"> <tr><td></td><td></td><td></td></tr> <tr><td></td><td></td><td></td></tr> <tr><td></td><td></td><td></td></tr> </table>	2/3	2/2		4/7		1/2	2/7	1/4	1/7	2/3	2/2		4/7		1/2	2/7	1/4	1/7									
7/8	3/3	3/3																																					
		1/4																																					
6/7	5/10	8/9																																					
2/3	2/2																																						
4/7		1/2																																					
2/7	1/4	1/7																																					
2/3	2/2																																						
4/7		1/2																																					
2/7	1/4	1/7																																					



### MATCH TEAM STATISTICS

参赛队技术统计 / STATISTIQUES DU MATCH PAR ÉQUIPE

## POL 33 - 19 CHN

(21 - 10) (12 - 9)

Referees: (15) KARBAS-CHI M / (16) KOLAHDOUZAN M (IRI)

### CHN - China

Players		Shots								Offence		Defence		Penalties			TP	
No.	Name	G/S	%	6m	Wing	9m	7m	FB	BT	AS	TF	ST	BS	YC	2Min	RC		EX
2	CUI Liang	3/3	100	3/3						2	2		1					49:56
3	ZHU Jie	0/1	0			0/1				1	4			1				34:58
5	YAN Liang										1	1						8:10
6	CUI Lei	1/5	20	0/1		1/4					1			1				18:17
7	ZHANG Ji	2/6	33	0/1		2/3		0/2			4	2			1			16:27
8	ZHOU Xiaojian	0/1	0	0/1														10:04
11	ZHANG Xing										2							21:06
12	WANG Long																	35:01
13	WANG Xiaolong	3/3	100		3/3					1	2	1						60:00
14	TIAN Jianxia	3/6	50	2/2		1/3			0/1	3	3							28:45
16	YE Qiang																	24:59
18	HAO Kexin	3/8	38	1/1		2/7					2			1	2			35:23
19	MIAO Qing	1/6	17	1/1		0/5				2		1						38:00
20	ZHU Wenxin	3/3	100		1/1		2/2			1	2	1						38:54
	Bench/Team																	
<b>Totals</b>		19/42	45	7/10	4/4	6/23	2/2	0/2	0/1	10	23	6	1	3	3	0	0	

Goalkeepers		Total Shots		6m Shots		Wing Shots		9m Shots		7m Shots		Fast Breaks		Breakthroughs	
No.	Name	S/S	%	S/S	%	S/S	%	S/S	%	S/S	%	S/S	%	S/S	%
12	WANG Long	10/25	40	3/5	60	2/4	50	2/4	50	0/1	0	3/10	30	0/1	0
16	YE Qiang	1/19	5	0/1	0	0/4	0	0/2	0			1/10	10	0/2	0
<b>Totals</b>		11/44	25	3/6	50	2/8	25	2/6	33	0/1	0	4/20	20	0/3	0

Team Shots	Goals	Saves	Missed	Post	Blocked	Total	%
6m Shots	7	2	1	0	0	10	70
Wing Shots	4	0	0	0	0	4	100
9m Shots	6	8	2	1	6	23	26
7m Shots	2	0	0	0	n/a	2	100
Fast Breaks	0	2	0	0	0	2	0
Breakthroughs	0	1	0	0	0	1	0
<b>Totals</b>	19	13	3	1	6	42	45

Number of Attacks: 55, Scoring Efficiency: 35%



**OSC GYMNASIUM**  
 奥体中心体育馆  
 GYMNASE DU CSO

SUN 星期日 DIM  
 10 AUG 2008  
 19:00

**HANDBALL**  
 手球 / HANDBALL

**MEN**  
 男子项目 / HOMMES

**PRELIMINARY GROUP A - MATCH 5**  
 预赛A组 - 第5场 / PRÉLIMINAIRE GROUPE A - MATCH 5



**MATCH TEAM STATISTICS**  
 参赛队技术统计 / STATISTIQUES DU MATCH PAR ÉQUIPE

**POL 33 - 19 CHN**  
 (21 - 10) (12 - 9)

Referees: (15) KARBAS-CHI M / (16) KOLAHDOUZAN M (IRI)

**CHN - China**

**Shots Distribution**

Players			Goals / Shots			
2 CUI L	3 ZHU J	5 YAN L	6 CUI L	7 ZHANG J	8 ZHOU X	11 ZHANG X
1/1				0/1 0/1		
				0/1	0/1	
	0/1		1/1	1/1		
			2-Missed	2-Blocked		
13 WANG X	14 TIAN J	18 HAO K	19 MIAO Q	20 ZHU W		
		0/1	0/1			
	0/1	1/2		2/2		
2/2	2/3 1/1 0/1	1/2 1/1		1/1		
		1-Post 1-Blocked 1-Missed	3-Blocked			

Team	Offence	Defence	Goalkeepers
Goals / Shots			Saves / Shots
1/3 0/2	0/1 Breakthroughs	3/3 Breakthroughs	1/8 0/3 0/3
3/7 1/2	3/3 5/14	0/0 3/6	3/4
5/7 3/4 6/7	2/3 1/6 3/3 0/3	2/2 0/4 2/2 0/1	1/7 5/10 1/9
3-Missed 1-Post 6-Blocked	2/2 7m 1/1	16/21 Fast Breaks	12 WANG L
	0/2 Fast Breaks	1/1 7m	1/3 0/1 0/2
		3/5	3/4
			1/2 4/7 1/6
			16 YE Q
			0/5 0/2 0/1
			0/5 1/3 0/3

Legend:							
%	Efficiency	2Min	2 Minute Suspensions	6m	6-metre Shots	7m	7-metre Shots
AS	Assists	BS	Blocked Shots	BT	Breakthroughs	EX	Exclusions
G/S	Goals/Shots	n/a	not applicable	RC	Red Cards	S/S	Saves/Shots
TF	Technical Faults	TP	Time Played	Wing	Wing Shots	YC	Yellow Cards
						9m	9-metre Shots
						FB	Fast Breaks
						ST	Steals







## RESULTS

比赛成绩 / RÉSULTATS

### BRA 14 - 33 CRO

(9 - 18) (5 - 15)

Referees: (5) GJEDING M / (6) HANSEN M (DEN)

#### RUNNING SCORE

##### BRA - CRO

##### BRA - Brazil

Players		Shots								Penalties			
No.	Name	G/S	%	6m	Wing	9m	7m	FB	BT	YC	2Min	RC	EX
1	SANTOS Maik												
3	PACHECO FILHO Fernando	2/11	18	1/2	0/1	0/6		1/2		1	1		
5	ERTEL Carlos	3/4	75	3/4									
7	RUY Renato	1/2	50		1/1				0/1				
8	SOUZA Bruno	3/7	43			1/4		1/1	1/2				
9	BORTOLINI Leonardo	0/2	0			0/2							
10	JUSTINO Helio	1/2	50		1/1		0/1						
12	VASCONCELOS Alexandre												
13	LAUREANO Silvio	0/1	0		0/1								
14	SILVA Alexandre	1/2	50	1/2							1		
17	RIBEIRO Felipe	1/3	33	0/1			0/1	1/1					
18	SANTANA Bruno	0/2	0	0/2									
19	PIZZINATO Jardel									1			
28	OLIVEIRA Guilherme	2/7	29			2/7				1	2		
Bench/Team													
Totals		14/43	33	5/11	2/4	3/19	0/2	3/4	1/3	3	4	0	0

Goalkeepers		Saves							
No.	Name	S/S	%	6m	Wing	9m	7m	FB	BT
1	SANTOS Maik	5/23	22	2/5	0/1	1/4	0/1	1/9	1/3
12	VASCONCELOS Alexandre	4/19	21	0/3	0/2	1/6		2/6	1/2
Totals		9/42	21	2/8	0/3	2/10	0/1	3/15	2/5

##### CRO - Croatia

Players		Shots								Penalties			
No.	Name	G/S	%	6m	Wing	9m	7m	FB	BT	YC	2Min	RC	EX
1	LOSERT Venio												
3	SULIC Renato	2/2	100	1/1				1/1			2		
4	BALIC Ivano												
5	DUVNJAK Domagoj	5/6	83	2/2		2/2			1/2				
6	LACKOVIC Blazenko	4/6	67			4/6							
9	VORI Igor	4/5	80	2/3				1/1	1/1	1			
10	DOMINIKOVIC Davor	0/1	0					0/1			1		
11	DZOMBA Mirza	7/7	100		2/2		1/1	4/4					
13	HORVAT Zlatko	1/1	100		1/1								
14	VUKOVIC Drago	2/3	67	1/1		0/1		1/1		1			
19	METLJIC Petar	1/4	25	0/1				0/1	1/2				
23	VUKIC Ljubo	4/6	67		0/1			4/5					
24	VALCIC Tonci	3/6	50	0/2		2/3		1/1					
25	ALILOVIC Mirko												
Bench/Team													
Totals		33/47	70	6/10	3/4	8/12	1/1	12/15	3/5	2	3	0	0

Goalkeepers		Saves							
No.	Name	S/S	%	6m	Wing	9m	7m	FB	BT
1	LOSERT Venio	14/22	64	4/8	2/3	7/8		0/1	1/2
25	ALILOVIC Mirko	1/7	14	0/1	0/1	1/3		0/2	
Totals		15/29	52	4/9	2/4	8/11	0/0	0/3	1/2

##### 1st Half

0 (1') 1	METLJIC P
0 (2') 2	DZOMBA M
0 (4') 3	LACKOVIC B
0 (5') 4	VUKIC L
1 (6') 4	RIBEIRO F
2 (9') 4	OLIVEIRA G
3 (10') 4	SILVA A
3 (11') 5	DZOMBA M
3 (12') 6	DZOMBA M
3 (13') 7	DUVNJAK D
4 (13') 7	RUY R
5 (15') 7	SOUZA B
6 (16') 7	PACHECO FILHO F
6 (17') 8	VORI I
6 (17') 9	DUVNJAK D
6 (19') 10	DZOMBA M
6 (22') 11	DZOMBA M
6 (22') 12	VORI I
6 (24') 13	VUKIC L
7 (25') 13	ERTEL C
7 (25') 14	VORI I
8 (26') 14	ERTEL C
8 (26') 15	VALCIC T
8 (28') 16	DZOMBA M
8 (29') 17	VALCIC T
9 (29') 17	OLIVEIRA G
9 (30') 18	VORI I

##### 2nd Half

9 (32') 19	VUKIC L
9 (33') 20	DZOMBA M
10 (35') 20	JUSTINO H
10 (35') 21	DUVNJAK D
10 (37') 22	VALCIC T
10 (40') 23	LACKOVIC B
11 (41') 23	ERTEL C
11 (42') 24	LACKOVIC B
12 (42') 24	SOUZA B
12 (43') 25	HORVAT Z
12 (45') 26	LACKOVIC B
12 (48') 27	DUVNJAK D
12 (50') 28	DUVNJAK D
12 (52') 29	SULIC R
12 (52') 30	VUKIC L
12 (53') 31	VUKOVIC D
12 (56') 32	VUKOVIC D
13 (57') 32	PACHECO FILHO F
14 (57') 32	SOUZA B
14 (59') 33	SULIC R

#### Legend:

%	Efficiency	2Min	2 Minute Suspensions	6m	6-metre Shots	7m	7-metre Shots	9m	9-metre Shots
BT	Breakthroughs	EX	Exclusions	FB	Fast Breaks	G/S	Goals/Shots	RC	Red Cards
S/S	Saves/Shots	Wing	Wing Shots	YC	Yellow Cards				



## MATCH TEAM STATISTICS

参赛队技术统计 / STATISTIQUES DU MATCH PAR ÉQUIPE

**BRA 14 - 33 CRO**

(9 - 18) (5 - 15)

Referees: (5) GJEDING M / (6) HANSEN M (DEN)

### BRA - Brazil

No.	Name	Shots								Offence		Defence		Penalties				TP
		G/S	%	6m	Wing	9m	7m	FB	BT	AS	TF	ST	BS	YC	2Min	RC	EX	
1	SANTOS Maik																	30:00
3	PACHECO FILHO Fernando	2/11	18	1/2	0/1	0/6		1/2		6	4	2		1	1			51:15
5	ERTEL Carlos	3/4	75	3/4							4							22:25
7	RUY Renato	1/2	50		1/1				0/1		1							35:44
8	SOUZA Bruno	3/7	43			1/4		1/1	1/2		2							23:40
9	BORTOLINI Leonardo	0/2	0			0/2					3							15:38
10	JUSTINO Helio	1/2	50		1/1		0/1											30:00
12	VASCONCELOS Alexandre										1							30:00
13	LAUREANO Silvio	0/1	0		0/1													30:00
14	SILVA Alexandre	1/2	50	1/2							2				1			20:17
17	RIBEIRO Felipe	1/3	33	0/1			0/1	1/1		1	1							38:32
18	SANTANA Bruno	0/2	0	0/2							2							46:15
19	PIZZINATO Jardel													1				20:44
28	OLIVEIRA Guilherme	2/7	29			2/7				1	3			1	2			25:30
	Bench/Team										1							
<b>Totals</b>		14/43	33	5/11	2/4	3/19	0/2	3/4	1/3	8	24	2	0	3	4	0	0	

No.	Name	Total Shots		6m Shots		Wing Shots		9m Shots		7m Shots		Fast Breaks		Breakthroughs	
		S/S	%	S/S	%	S/S	%	S/S	%	S/S	%	S/S	%	S/S	%
1	SANTOS Maik	5/23	22	2/5	40	0/1	0	1/4	25	0/1	0	1/9	11	1/3	33
12	VASCONCELOS Alexandre	4/19	21	0/3	0	0/2	0	1/6	17			2/6	33	1/2	50
<b>Totals</b>		9/42	21	2/8	25	0/3	0	2/10	20	0/1	0	3/15	20	2/5	40

Team Shots	Goals	Saves	Missed	Post	Blocked	Total	%
6m Shots	5	4	1	1	0	11	45
Wing Shots	2	2	0	0	0	4	50
9m Shots	3	8	2	1	5	19	16
7m Shots	0	0	1	1	n/a	2	0
Fast Breaks	3	0	0	1	0	4	75
Breakthroughs	1	1	1	0	0	3	33
<b>Totals</b>	14	15	5	4	5	43	33

Number of Attacks: 61, Scoring Efficiency: 23%



**MATCH TEAM STATISTICS**  
 参赛队技术统计 / STATISTIQUES DU MATCH PAR ÉQUIPE

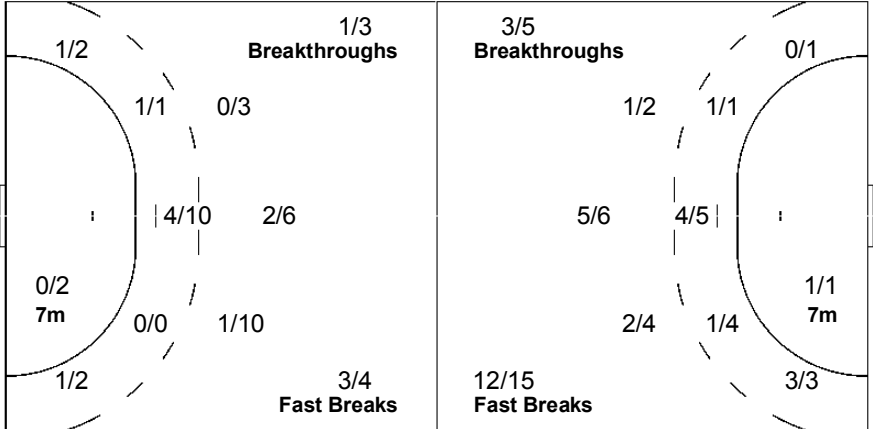
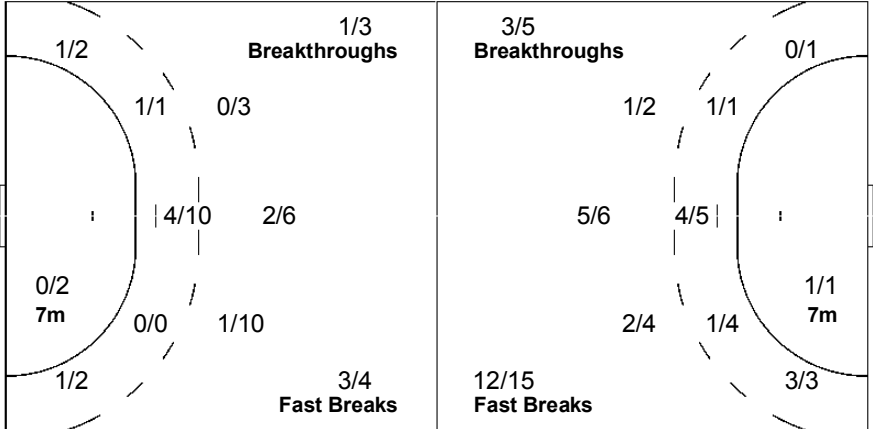
**BRA 14 - 33 CRO**  
 (9 - 18) (5 - 15)

Referees: (5) GJEDING M / (6) HANSEN M (DEN)

**BRA - Brazil**

**Shots Distribution**

Players			Goals / Shots			
3 PACHECO FILHO F	5 ERTEL C	7 RUY R	8 SOUZA B	9 BORTOLINI L	10 JUSTINO H	13 LAUREANO S
0/1					1/1	
				0/1		
1/3	0/1	0/1	2/2			0/1
1-Post	2-Blocked	1-Post	1-Missed 1-Post	1-Blocked	1-Post	
14 SILVA A	17 RIBEIRO F	18 SANTANA B	19 PIZZINATO J	28 OLIVEIRA G		
1/1				1/1		
					0/1	
	1/1	0/1			1/2	
	1-Missed	1-Missed		1-Missed	2-Blocked	

Team	Offence	Defence	Goalkeepers																																				
Goals / Shots			Saves / Shots																																				
<table border="1"> <tr><td>2/3</td><td>1/1</td><td>1/2</td></tr> <tr><td></td><td>0/1</td><td>1/6</td></tr> <tr><td>5/7</td><td>1/3</td><td>3/6</td></tr> </table> <p>5-Missed 4-Post 5-Blocked</p>	2/3	1/1	1/2		0/1	1/6	5/7	1/3	3/6			<table border="1"> <tr><td>1/4</td><td>1/2</td><td>2/6</td></tr> <tr><td>0/3</td><td>1/1</td><td>3/6</td></tr> <tr><td>0/7</td><td>0/5</td><td>1/8</td></tr> </table> <p>1 SANTOS M</p> <table border="1"> <tr><td>0/2</td><td></td><td>1/2</td></tr> <tr><td>0/1</td><td>1/1</td><td>2/4</td></tr> <tr><td>0/3</td><td>0/3</td><td>1/7</td></tr> </table> <p>12 VASCONCELOS A</p> <table border="1"> <tr><td>1/2</td><td>1/2</td><td>1/4</td></tr> <tr><td>0/2</td><td></td><td>1/2</td></tr> <tr><td>0/4</td><td>0/2</td><td>0/1</td></tr> </table>	1/4	1/2	2/6	0/3	1/1	3/6	0/7	0/5	1/8	0/2		1/2	0/1	1/1	2/4	0/3	0/3	1/7	1/2	1/2	1/4	0/2		1/2	0/4	0/2	0/1
2/3	1/1	1/2																																					
	0/1	1/6																																					
5/7	1/3	3/6																																					
1/4	1/2	2/6																																					
0/3	1/1	3/6																																					
0/7	0/5	1/8																																					
0/2		1/2																																					
0/1	1/1	2/4																																					
0/3	0/3	1/7																																					
1/2	1/2	1/4																																					
0/2		1/2																																					
0/4	0/2	0/1																																					



## MATCH TEAM STATISTICS

参赛队技术统计 / STATISTIQUES DU MATCH PAR ÉQUIPE

**BRA 14 - 33 CRO**

(9 - 18) (5 - 15)

Referees: (5) GJEDING M / (6) HANSEN M (DEN)

### CRO - Croatia

Players		Shots								Offence		Defence		Penalties				TP
No.	Name	G/S	%	6m	Wing	9m	7m	FB	BT	AS	TF	ST	BS	YC	2Min	RC	EX	
1	LOSERT Venio									1								39:57
3	SULIC Renato	2/2	100	1/1				1/1			2					2		23:41
4	BALIC Ivano																	
5	DUVNJAK Domagoj	5/6	83	2/2		2/2			1/2	2	1	1						42:44
6	LACKOVIC Blazenko	4/6	67			4/6				1								29:02
9	VORI Igor	4/5	80	2/3				1/1	1/1	2	2			1				35:19
10	DOMINIKOVIC Davor	0/1	0					0/1		1	2					1		15:33
11	DZOMBA Mirza	7/7	100		2/2		1/1	4/4			1	2						40:43
13	HORVAT Zlatko	1/1	100		1/1						1							19:17
14	VUKOVIC Drago	2/3	67	1/1		0/1		1/1		3	1		2	1				36:12
19	METLICIC Petar	1/4	25	0/1				0/1	1/2	6	1		2					34:41
23	VUKIC Ljubo	4/6	67		0/1			4/5			2	1						60:00
24	VALCIC Tonci	3/6	50	0/2		2/3		1/1		1	3	1	1					22:48
25	ALILOVIC Mirko									1								20:03
	Bench/Team										1							
<b>Totals</b>		33/47	70	6/10	3/4	8/12	1/1	12/15	3/5	18	17	5	5	2	3	0	0	

Goalkeepers		Total Shots		6m Shots		Wing Shots		9m Shots		7m Shots		Fast Breaks		Breakthroughs	
No.	Name	S/S	%	S/S	%	S/S	%	S/S	%	S/S	%	S/S	%	S/S	%
1	LOSERT Venio	14/22	64	4/8	50	2/3	67	7/8	88			0/1	0	1/2	50
25	ALILOVIC Mirko	1/7	14	0/1	0	0/1	0	1/3	33			0/2	0		
<b>Totals</b>		15/29	52	4/9	44	2/4	50	8/11	73	0/0	0	0/3	0	1/2	50

Team Shots	Goals	Saves	Missed	Post	Blocked	Total	%
6m Shots	6	2	1	1	0	10	60
Wing Shots	3	0	0	1	0	4	75
9m Shots	8	2	2	0	0	12	67
7m Shots	1	0	0	0	n/a	1	100
Fast Breaks	12	3	0	0	0	15	80
Breakthroughs	3	2	0	0	0	5	60
<b>Totals</b>	33	9	3	2	0	47	70

Number of Attacks: 61, Scoring Efficiency: 54%





## RESULTS

比赛成绩 / RÉSULTATS

### CHN 19 - 33 FRA

(7 - 19) (12 - 14)

Referees: (27) CANBRO R / (28) CLAEISSON M (SWE)

#### RUNNING SCORE

##### CHN - FRA

##### CHN - China

Players		Shots								Penalties			
No.	Name	G/S	%	6m	Wing	9m	7m	FB	BT	YC	2Min	RC	EX
2	CUI Liang	2/4	50	0/2		1/1		1/1					
3	ZHU Jie	0/1	0			0/1					1		
5	YAN Liang									1	1		
6	CUI Lei												
7	ZHANG Ji	2/6	33			2/6							
8	ZHOU Xiaojian	2/2	100					2/2					
11	ZHANG Xing										1		
12	WANG Long												
13	WANG Xiaolong	3/3	100	1/1				1/1	1/1		1		
14	TIAN Jianxia	2/4	50	1/1		0/2			1/1				
16	YE Qiang												
18	HAO Kexin	5/14	36			5/13		0/1		1			
19	MIAO Qing	2/3	67			2/3							
20	ZHU Wenxin	1/2	50				1/1		0/1	1			
	Bench/Team												
	Totals	19/39	49	2/4	0/0	10/26	1/1	4/5	2/3	3	4	0	0

Goalkeepers		Saves							
No.	Name	S/S	%	6m	Wing	9m	7m	FB	BT
12	WANG Long	5/24	21	0/3	2/5	0/1	0/2	3/11	0/2
16	YE Qiang	6/20	30	1/2	3/8	0/1	0/2	1/5	1/2
	Totals	11/44	25	1/5	5/13	0/2	0/4	4/16	1/4

##### FRA - France

Players		Shots								Penalties			
No.	Name	G/S	%	6m	Wing	9m	7m	FB	BT	YC	2Min	RC	EX
2	FERNANDEZ Jerome	1/3	33	0/1	0/1			1/1					
3	DINART Didier	1/1	100	1/1									
4	BURDET Cedric												
5	GILLE Guillaume	1/1	100			1/1				1	1		
6	GILLE Bertrand	4/4	100					4/4					
8	NARCISSE Daniel	3/5	60			1/3		1/1	1/1		1		
11	GIRAULT Olivier	2/3	67		1/2			1/1		1			
12	KARABOUE Daouda												
13	KARABATIC Nikola	5/9	56	1/1		0/1	2/2	1/3	1/2	1			
14	KEMPE Christophe	2/2	100	1/1	1/1								
16	OMEYER Thierry												
18	ABATI Joel	4/5	80		3/4			1/1					
19	ABALO Luc	5/8	63		2/3	0/1		2/3	1/1				
21	GUIGOU Michael	5/8	63	1/1	1/2		2/2	1/3					
	Bench/Team												
	Totals	33/49	67	4/5	8/13	2/6	4/4	12/17	3/4	3	2	0	0

Goalkeepers		Saves							
No.	Name	S/S	%	6m	Wing	9m	7m	FB	BT
12	KARABOUE Daouda	3/15	20	1/1		2/8	0/1	0/4	0/1
16	OMEYER Thierry	7/14	50	0/2		6/10			1/2
	Totals	10/29	34	1/3	0/0	8/18	0/1	0/4	1/3

##### 1st Half

	0 (3') 1	ABALO L
	0 (4') 2	DINART D
	0 (4') 3	GILLE B
ZHANG J	1 (5') 3	
	1 (5') 4	GUIGOU M
	1 (6') 5	GILLE B
ZHANG J	2 (7') 5	
HAO K	3 (9') 5	
	3 (10') 6	KARABATIC N
	3 (12') 7	KARABATIC N
	3 (13') 8	ABALO L
	3 (15') 9	GUIGOU M
	3 (16') 10	GUIGOU M
	3 (17') 11	ABALO L
	3 (18') 12	GILLE B
	3 (19') 13	GILLE B
TIAN J	4 (21') 13	
	4 (22') 14	KEMPE C
	4 (23') 15	GILLE G
	4 (25') 16	ABALO L
CUI L	5 (25') 16	
	5 (26') 17	GUIGOU M
	5 (28') 18	GUIGOU M
WANG X	6 (28') 18	
TIAN J	7 (30') 18	
	7 (30') 19	ABALO L

##### 2nd Half

	7 (32') 20	KEMPE C
	7 (33') 21	KARABATIC N
WANG X	8 (34') 21	
	8 (35') 22	NARCISSE D
MIAO Q	9 (35') 22	
	9 (36') 23	KARABATIC N
	9 (38') 24	NARCISSE D
HAO K	10 (39') 24	
HAO K	11 (41') 24	
	11 (42') 25	FERNANDEZ J
HAO K	12 (46') 25	
	12 (46') 26	KARABATIC N
HAO K	13 (48') 26	
	13 (48') 27	NARCISSE D
ZHU W	14 (49') 27	
CUI L	15 (50') 27	
	15 (50') 28	ABATI J
	15 (52') 29	ABATI J
ZHOU X	16 (54') 29	
MIAO Q	17 (56') 29	
ZHOU X	18 (56') 29	
	18 (57') 30	ABATI J
	18 (58') 31	ABATI J
	18 (59') 32	GIRAULT O
WANG X	19 (60') 32	
	19 (60') 33	GIRAULT O

#### Legend:

%	Efficiency	2Min	2 Minute Suspensions	6m	6-metre Shots	7m	7-metre Shots	9m	9-metre Shots
BT	Breakthroughs	EX	Exclusions	FB	Fast Breaks	G/S	Goals/Shots	RC	Red Cards
S/S	Saves/Shots	Wing	Wing Shots	YC	Yellow Cards				



**MATCH TEAM STATISTICS**  
参赛队技术统计 / STATISTIQUES DU MATCH PAR ÉQUIPE

**CHN 19 - 33 FRA**  
(7 - 19) (12 - 14)

Referees: (27) CANBRO R / (28) CLAESSION M (SWE)

**CHN - China**

No.	Name	Shots								Offence		Defence		Penalties			TP	
		G/S	%	6m	Wing	9m	7m	FB	BT	AS	TF	ST	BS	YC	2Min	RC		EX
2	CUI Liang	2/4	50	0/2		1/1				2	1							51:48
3	ZHU Jie	0/1	0			0/1					1					1		24:36
5	YAN Liang										1	1		1	1			18:23
6	CUI Lei										4							5:23
7	ZHANG Ji	2/6	33			2/6				1	1		1					30:06
8	ZHOU Xiaojian	2/2	100					2/2										8:12
11	ZHANG Xing														1			30:00
12	WANG Long																	30:00
13	WANG Xiaolong	3/3	100	1/1				1/1	1/1	1	4				1			60:00
14	TIAN Jianxia	2/4	50	1/1		0/2			1/1	1	2							18:49
16	YE Qiang											1						30:00
18	HAO Kexin	5/14	36			5/13		0/1			3			1				41:11
19	MIAO Qing	2/3	67			2/3					4							41:03
20	ZHU Wenxin	1/2	50				1/1		0/1					1				30:29
Bench/Team																		
<b>Totals</b>		19/39	49	2/4	0/0	10/26	1/1	4/5	2/3	5	21	3	1	3	4	0	0	

No.	Name	Total Shots		6m Shots		Wing Shots		9m Shots		7m Shots		Fast Breaks		Breakthroughs	
		S/S	%	S/S	%	S/S	%	S/S	%	S/S	%	S/S	%	S/S	%
12	WANG Long	5/24	21	0/3	0	2/5	40	0/1	0	0/2	0	3/11	27	0/2	0
16	YE Qiang	6/20	30	1/2	50	3/8	38	0/1	0	0/2	0	1/5	20	1/2	50
<b>Totals</b>		11/44	25	1/5	20	5/13	38	0/2	0	0/4	0	4/16	25	1/4	25

Team Shots	Goals	Saves	Missed	Post	Blocked	Total	%
6m Shots	2	1	0	1	0	4	50
Wing Shots							
9m Shots	10	8	3	2	3	26	38
7m Shots	1	0	0	0	n/a	1	100
Fast Breaks	4	0	0	1	0	5	80
Breakthroughs	2	1	0	0	0	3	67
<b>Totals</b>	19	10	3	4	3	39	49

Number of Attacks: 58, Scoring Efficiency: 33%



**OSC GYMNASIUM**  
 奥体中心体育馆  
 GYMNASE DU CSO

TUE 星期二 MAR  
 12 AUG 2008  
 14:00

**HANDBALL**  
 手球 / HANDBALL

**MEN**  
 男子项目 / HOMMES

**PRELIMINARY GROUP A - MATCH 9**  
 预赛A组 - 第9场 / PRÉLIMINAIRE GROUPE A - MATCH 9



**MATCH TEAM STATISTICS**  
 参赛队技术统计 / STATISTIQUES DU MATCH PAR ÉQUIPE

**CHN 19 - 33 FRA**  
 (7 - 19) (12 - 14)

Referees: (27) CANBRO R / (28) CLAESSON M (SWE)

**CHN - China**

**Shots Distribution**

Players			Goals / Shots			
2 CUI L	3 ZHU J	5 YAN L	6 CUI L	7 ZHANG J	8 ZHOU X	11 ZHANG X
0/1	0/1			1/1		
1/1				0/2	1/2	
1-Post				1-Post		
13 WANG X	14 TIAN J	18 HAO K	19 MIAO Q	20 ZHU W		
	1/1	1/1				
		0/1				
1/1	2/2	0/1	2/2	1/3	1/1	
	1-Missed	2-Missed 2-Post	2-Blocked	1-Blocked		

Team	Offence	Defence	Goalkeepers																		
Goals / Shots			Saves / Shots																		
<table border="1"> <tr><td>1/1</td><td></td><td>2/2</td></tr> <tr><td>0/1</td><td></td><td>1/3</td></tr> <tr><td>5/6</td><td>3/8</td><td>7/8</td></tr> </table> 3-Missed 4-Post 3-Blocked	1/1		2/2	0/1		1/3	5/6	3/8	7/8			<table border="1"> <tr><td>3/4</td><td>2/7</td><td>1/2</td></tr> <tr><td>0/4</td><td>1/2</td><td>1/4</td></tr> <tr><td>1/9</td><td>1/4</td><td>1/8</td></tr> </table>	3/4	2/7	1/2	0/4	1/2	1/4	1/9	1/4	1/8
1/1		2/2																			
0/1		1/3																			
5/6	3/8	7/8																			
3/4	2/7	1/2																			
0/4	1/2	1/4																			
1/9	1/4	1/8																			
			12 WANG L																		
			<table border="1"> <tr><td>1/2</td><td>1/3</td><td>1/2</td></tr> <tr><td>0/2</td><td>0/1</td><td></td></tr> <tr><td>1/6</td><td>1/3</td><td>0/5</td></tr> </table>	1/2	1/3	1/2	0/2	0/1		1/6	1/3	0/5									
1/2	1/3	1/2																			
0/2	0/1																				
1/6	1/3	0/5																			
			16 YE Q																		
			<table border="1"> <tr><td>2/2</td><td>1/4</td><td></td></tr> <tr><td>0/2</td><td>1/1</td><td>1/4</td></tr> <tr><td>0/3</td><td>0/1</td><td>1/3</td></tr> </table>	2/2	1/4		0/2	1/1	1/4	0/3	0/1	1/3									
2/2	1/4																				
0/2	1/1	1/4																			
0/3	0/1	1/3																			





## MATCH TEAM STATISTICS

参赛队技术统计 / STATISTIQUES DU MATCH PAR ÉQUIPE

### CHN 19 - 33 FRA

(7 - 19) (12 - 14)

Referees: (27) CANBRO R / (28) CLAESSION M (SWE)

#### FRA - France

Players		Shots								Offence		Defence		Penalties				TP
No.	Name	G/S	%	6m	Wing	9m	7m	FB	BT	AS	TF	ST	BS	YC	2Min	RC	EX	
2	FERNANDEZ Jerome	1/3	33	0/1	0/1			1/1		4		1	1					35:44
3	DINART Didier	1/1	100	1/1							1	2	2					38:08
4	BURDET Cedric									1	1							15:26
5	GILLE Guillaume	1/1	100			1/1				2		3		1	1			37:38
6	GILLE Bertrand	4/4	100					4/4				2						19:47
8	NARCISSE Daniel	3/5	60			1/3		1/1	1/1	3	3	1				1		31:24
11	GIRAULT Olivier	2/3	67		1/2			1/1		1				1				30:00
12	KARABOUE Daouda										1							30:00
13	KARABATIC Nikola	5/9	56	1/1		0/1	2/2	1/3	1/2	5	1	2		1				37:20
14	KEMPE Christophe	2/2	100	1/1	1/1					2								16:39
16	OMEYER Thierry										1							30:00
18	ABATI Joel	4/5	80		3/4			1/1			1							30:00
19	ABALO Luc	5/8	63		2/3	0/1		2/3	1/1	4	2							37:54
21	GUIGOUE Michael	5/8	63	1/1	1/2		2/2	1/3		4								30:00
	Bench/Team																	
<b>Totals</b>		33/49	67	4/5	8/13	2/6	4/4	12/17	3/4	26	11	11	3	3	2	0	0	

Goalkeepers		Total Shots		6m Shots		Wing Shots		9m Shots		7m Shots		Fast Breaks		Breakthroughs	
No.	Name	S/S	%	S/S	%	S/S	%	S/S	%	S/S	%	S/S	%	S/S	%
12	KARABOUE Daouda	3/15	20	1/1	100			2/8	25	0/1	0	0/4	0	0/1	0
16	OMEYER Thierry	7/14	50	0/2	0			6/10	60					1/2	50
<b>Totals</b>		10/29	34	1/3	33	0/0	0	8/18	44	0/1	0	0/4	0	1/3	33

Team Shots	Goals	Saves	Missed	Post	Blocked	Total	%
6m Shots	4	1	0	0	0	5	80
Wing Shots	8	5	0	0	0	13	62
9m Shots	2	0	2	1	1	6	33
7m Shots	4	0	0	0	n/a	4	100
Fast Breaks	12	4	1	0	0	17	71
Breakthroughs	3	1	0	0	0	4	75
<b>Totals</b>	33	11	3	1	1	49	67

Number of Attacks: 59, Scoring Efficiency: 56%



**OSC GYMNASIUM**  
 奥体中心体育馆  
 GYMNASE DU CSO

TUE 星期二 MAR  
 12 AUG 2008  
 14:00

**HANDBALL**  
 手球 / HANDBALL

**MEN**  
 男子项目 / HOMMES

**PRELIMINARY GROUP A - MATCH 9**  
 预赛A组 - 第9场 / PRÉLIMINAIRE GROUPE A - MATCH 9



**MATCH TEAM STATISTICS**  
 参赛队技术统计 / STATISTIQUES DU MATCH PAR ÉQUIPE

**CHN 19 - 33 FRA**  
 (7 - 19) (12 - 14)

Referees: (27) CANBRO R / (28) CLAESSION M (SWE)

**FRA - France**

**Shots Distribution**

Players			Goals / Shots			
2 FERNANDEZ J	3 DINART D	4 BURDET C	5 GILLE G	6 GILLE B	8 NARCISSE D	11 GIRAULT O
0/1						0/1
1/1			1/1		1/1	
	1/1			2/2	1/1	1/1
					1-Missed 1-Post	
13 KARABATIC N	14 KEMPE C	18 ABATI J	19 ABALO L	21 GUIGOU M		
0/1	4/4		1/2	1/2		
	0/1		1/1	1/1		
		2/2		1/1		
	1/1	1/1	0/1	3/3	2/2	0/1
1-Missed	1-Blocked		1-Missed			

**Team**

**Offence**

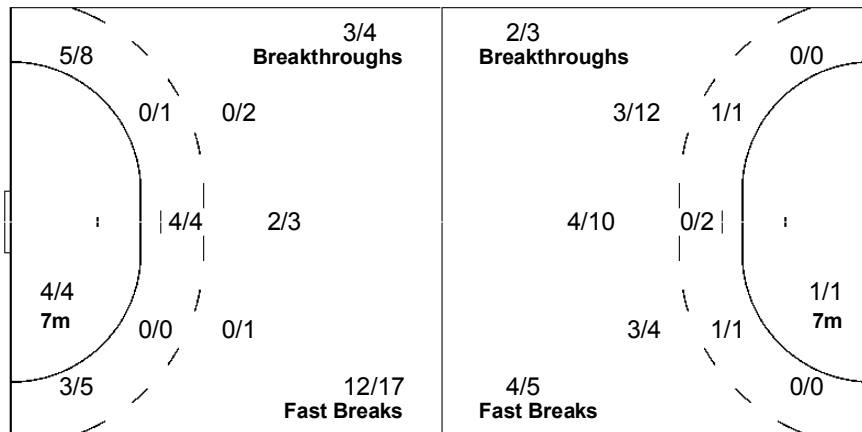
**Defence**

**Goalkeepers**

Goals / Shots

1/4	5/7	1/2
4/4	1/2	3/4
8/9	3/4	7/8

3-Missed 1-Post 1-Blocked



Saves / Shots

0/1		0/2
1/1		2/3
1/6	5/8	1/8

12 KARABOUE D

		0/1
		1/1
0/3	1/3	1/7

16 OMEYER T

0/1		0/1
1/1		1/2
1/3	4/5	0/1

Legend:		
%	Efficiency	<b>2Min</b> 2 Minute Suspensions
<b>AS</b>	Assists	<b>BS</b> Blocked Shots
<b>G/S</b>	Goals/Shots	<b>n/a</b> not applicable
<b>TF</b>	Technical Faults	<b>TP</b> Time Played
<b>6m</b>	6-metre Shots	<b>BT</b> Breakthroughs
<b>RC</b>	Red Cards	<b>EX</b> Exclusions
<b>Wing</b>	Wing Shots	<b>S/S</b> Saves/Shots
<b>7m</b>	7-metre Shots	<b>YC</b> Yellow Cards
<b>9m</b>	9-metre Shots	<b>FB</b> Fast Breaks
		<b>ST</b> Steals



**RESULTS**  
比赛成绩 / RÉSULTATS  
**ESP 30 - 29 POL**  
(16 - 17) (14 - 12)

Referees: (23) CHERNEGA I / (24) POLADENKO V (RUS)

**ESP - Spain**

Players		Shots								Penalties			
No.	Name	G/S	%	6m	Wing	9m	7m	FB	BT	YC	2Min	RC	EX
1	HOMBRADOS Jose Javier										1		
2	ENTRERRIOS Alberto	4/8	50			3/7			1/1				
4	ROCAS Albert	7/10	70		4/6		1/1	2/3					
5	ENTRERRIOS Raul	1/2	50			1/2							
6	GARABAYA Ruben	3/3	100	3/3									
7	PRIETO Carlos	1/1	100	1/1						1			
8	BELAUSTEGUI Jon	1/2	50			0/1		1/1					
11	LOZANO Demetrio	0/1	0			0/1							
15	DAVIS David	2/2	100		1/1			1/1		1			
16	BARRUFET David												
17	GARCIA Juan	6/8	75	1/1	1/2		4/5						
18	ROMERO Iker	1/6	17			1/6				1			
21	MALMAGRO Cristian	3/8	38	0/1		3/7							
27	TOMAS Victor	1/2	50		1/2								
Bench/Team													
Totals		30/53	57	5/6	7/11	8/24	5/6	4/5	1/1	3	1	0	0

Goalkeepers		Saves							
No.	Name	S/S	%	6m	Wing	9m	7m	FB	BT
1	HOMBRADOS Jose Javier	16/43	37	3/9		9/18	0/2	2/10	2/4
16	BARRUFET David	0/2	0			0/1	0/1		
Totals		16/45	36	3/9	0/0	9/19	0/3	2/10	2/4

**POL - Poland**

Players		Shots								Penalties			
No.	Name	G/S	%	6m	Wing	9m	7m	FB	BT	YC	2Min	RC	EX
1	SZMAL Slawomir												
2	JASZKA Bartlomiej	0/1	0			0/1							
3	LIJEWSKI Krzysztof	4/6	67			2/4			2/2		1		
5	JACHLEWSKI Mateusz	3/5	60	1/1				2/3	0/1				
6	TKACZYK Grzegorz	3/9	33	2/3		1/6				1	1		
8	BIELECKI Karol	2/10	20			2/10							
9	SIODMIAK Artur	2/2	100	1/1				1/1					
13	JURECKI Bartosz	3/4	75	1/2		1/1		1/1			1		
14	JURASIK Mariusz	4/6	67	1/2		2/3		1/1					
15	JURECKI Michal	2/3	67			0/1		2/2		1	2		
16	WICHARY Marcin												
19	TLUCZYNSKI Tomasz	3/3	100				3/3						
22	LIJEWSKI Marcin	3/7	43			2/4		1/2	0/1	1			
28	PIWKO Pawel												
Bench/Team										1			
Totals		29/56	52	6/9	0/0	10/30	3/3	8/10	2/4	4	5	0	0

Goalkeepers		Saves							
No.	Name	S/S	%	6m	Wing	9m	7m	FB	BT
1	SZMAL Slawomir	11/34	32	0/4	3/9	6/12	1/5	1/4	
16	WICHARY Marcin	1/8	13	0/1	0/1	1/3	0/1	0/1	0/1
Totals		12/42	29	0/5	3/10	7/15	1/6	1/5	0/1

**RUNNING SCORE**

**ESP - POL**

1st Half	
MALMAGRO C	1 (1') 0
JURASIK M	1 (1') 1
MALMAGRO C	2 (3') 1
JACHLEWSKI M	2 (3') 2
GARCIA J	3 (4') 2
ENTRERRIOS A	4 (7') 2
BELAUSTEGUI J	5 (7') 2
TKACZYK G	5 (8') 3
ROCAS A	6 (8') 3
JURECKI B	6 (9') 4
SIODMIAK A	6 (9') 5
JURASIK M	6 (10') 6
PRIETO C	7 (11') 6
ROMERO I	8 (12') 6
TLUCZYNSKI T	8 (13') 7
ENTRERRIOS A	9 (14') 7
JURECKI M	9 (14') 8
DAVIS D	10 (15') 8
ROCAS A	11 (16') 8
TLUCZYNSKI T	11 (17') 9
SIODMIAK A	11 (18') 10
ENTRERRIOS A	12 (19') 10
LIJEWSKI K	12 (20') 11
JURECKI B	12 (21') 12
MALMAGRO C	13 (22') 12
LIJEWSKI K	13 (22') 13
JACHLEWSKI M	13 (23') 14
JURECKI B	13 (25') 15
TLUCZYNSKI T	13 (26') 16
LIJEWSKI K	13 (28') 17
GARCIA J	14 (28') 17
GARCIA J	15 (29') 17
DAVIS D	16 (30') 17
2nd Half	
JURASIK M	16 (31') 18
TOMAS V	17 (32') 18
LIJEWSKI K	17 (32') 19
GARCIA J	18 (35') 19
LIJEWSKI M	18 (37') 20
BIELECKI K	18 (39') 21
GARABAYA R	19 (39') 21
LIJEWSKI M	19 (40') 22
GARCIA J	20 (41') 22
GARABAYA R	21 (43') 22
TKACZYK G	21 (44') 23
JURECKI M	21 (45') 24
LIJEWSKI M	21 (45') 25
ENTRERRIOS A	22 (45') 25
TKACZYK G	22 (46') 26
JACHLEWSKI M	22 (47') 27
ROCAS A	23 (48') 27
ROCAS A	24 (49') 27
ROCAS A	25 (50') 27
BIELECKI K	25 (51') 28
GARABAYA R	26 (52') 28
ROCAS A	27 (53') 28
ENTRERRIOS R	28 (54') 28
JURASIK M	28 (55') 29
GARCIA J	29 (56') 29
ROCAS A	30 (59') 29

Legend:									
%	Efficiency	2Min	2 Minute Suspensions	6m	6-metre Shots	7m	7-metre Shots	9m	9-metre Shots
BT	Breakthroughs	EX	Exclusions	FB	Fast Breaks	G/S	Goals/Shots	RC	Red Cards
S/S	Saves/Shots	Wing	Wing Shots	YC	Yellow Cards				



## MATCH TEAM STATISTICS

参赛队技术统计 / STATISTIQUES DU MATCH PAR ÉQUIPE

### ESP 30 - 29 POL

(16 - 17) (14 - 12)

Referees: (23) CHERNEGA I / (24) POLADENKO V (RUS)

#### ESP - Spain

No.	Name	Shots								Offence		Defence		Penalties			TP			
		G/S	%	6m	Wing	9m	7m	FB	BT	AS	TF	ST	BS	YC	2Min	RC		EX		
1	HOMBRADOS Jose Javier											1					1			57:53
2	ENTRERRIOS Alberto	4/8	50			3/7				1/1	4									44:41
4	ROCAS Albert	7/10	70		4/6		1/1	2/3			1	1								46:09
5	ENTRERRIOS Raul	1/2	50			1/2					3	1								25:24
6	GARABAYA Ruben	3/3	100	3/3							2									40:31
7	PRIETO Carlos	1/1	100	1/1							1	1		5	1					33:29
8	BELAUSTEGUI Jon	1/2	50			0/1		1/1				1	1	1						22:52
11	LOZANO Demetrio	0/1	0			0/1						1		2						11:34
15	DAVIS David	2/2	100		1/1			1/1			2		1		1					36:23
16	BARRUFET David																			1:25
17	GARCIA Juan	6/8	75	1/1	1/2			4/5				1								23:48
18	ROMERO Iker	1/6	17			1/6					2	2		1	1					40:40
21	MALMAGRO Cristian	3/8	38	0/1		3/7					3	1								23:33
27	TOMAS Victor	1/2	50		1/2						1	1	1							11:38
	Bench/Team																			
<b>Totals</b>		30/53	57	5/6	7/11	8/24	5/6	4/5	1/1	19	10	4	9	3	1	0	0			

No.	Name	Total Shots		6m Shots		Wing Shots		9m Shots		7m Shots		Fast Breaks		Breakthroughs	
		S/S	%	S/S	%	S/S	%	S/S	%	S/S	%	S/S	%	S/S	%
1	HOMBRADOS Jose Javier	16/43	37	3/9	33			9/18	50	0/2	0	2/10	20	2/4	50
16	BARRUFET David	0/2	0					0/1	0	0/1	0				
<b>Totals</b>		16/45	36	3/9	33	0/0	0	9/19	47	0/3	0	2/10	20	2/4	50

Team Shots	Goals	Saves	Missed	Post	Blocked	Total	%
6m Shots	5	0	1	0	0	6	83
Wing Shots	7	3	0	1	0	11	64
9m Shots	8	7	2	1	6	24	33
7m Shots	5	1	0	0	n/a	6	83
Fast Breaks	4	1	0	0	0	5	80
Breakthroughs	1	0	0	0	0	1	100
<b>Totals</b>	30	12	3	2	6	53	57

Number of Attacks: 57, Scoring Efficiency: 53%



OSC GYMNASIUM  
 奥体中心体育馆  
 GYMNASE DU CSO

TUE 星期二 MAR  
 12 AUG 2008  
 15:45

HANDBALL  
 手球 / HANDBALL

MEN  
 男子项目 / HOMMES

PRELIMINARY GROUP A - MATCH 10  
 预赛A组 - 第10场 / PRÉLIMINAIRE GROUPE A - MATCH 10



**MATCH TEAM STATISTICS**

参赛队技术统计 / STATISTIQUES DU MATCH PAR ÉQUIPE

**ESP 30 - 29 POL**

(16 - 17) (14 - 12)

Referees: (23) CHERNEGA I / (24) POLADENKO V (RUS)

**ESP - Spain**

**Shots Distribution**

Players			Goals / Shots			Goals / Shots			Goals / Shots			Goals / Shots			Goals / Shots			Goals / Shots		
2 ENTRERRIOS A	4 ROCAS A	5 ENTRERRIOS R	6 GARABAYA R	7 PRIETO C	8 BELAUSTEGUI J	11 LOZANO D	15 DAVIS D	17 GARCIA J	18 ROMERO I	21 MALMAGRO C	27 TOMAS V									
2/2	0/1						1/1	0/1									1/1			

3-Blocked      1-Post      2-Missed      2-Blocked 1-Missed 1-Post      1-Blocked

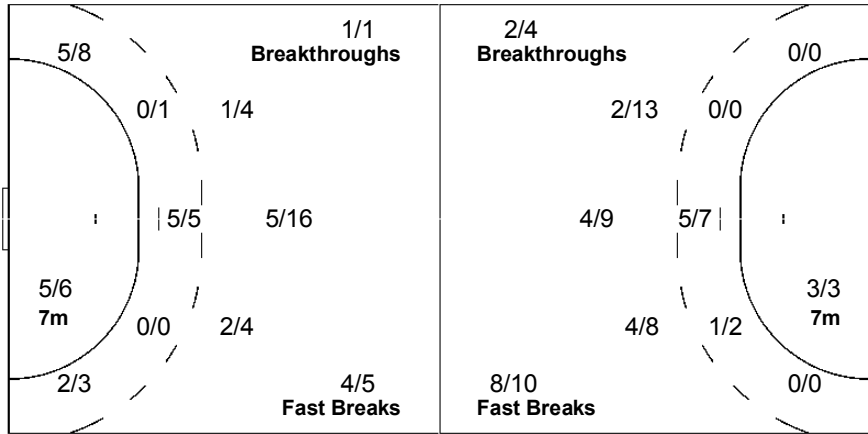
**Team**

Goals / Shots

5/6	0/2	4/5
1/1	0/1	1/2
9/11	5/8	5/6

3-Missed    2-Post    6-Blocked

**Offence**



**Defence**

**Goalkeepers**

Saves / Shots

0/2	1/1	1/3
3/5	1/1	1/3
5/15	2/4	2/11

1 HOMBRADOS JJ

0/2	1/1	1/3
3/5	1/1	1/3
5/14	2/4	2/10

16 BARRUFET D

0/1		0/1





## MATCH TEAM STATISTICS

参赛队技术统计 / STATISTIQUES DU MATCH PAR ÉQUIPE

### ESP 30 - 29 POL

(16 - 17) (14 - 12)

Referees: (23) CHERNEGA I / (24) POLADENKO V (RUS)

#### POL - Poland

No.	Name	Shots								Offence		Defence		Penalties				TP
		G/S	%	6m	Wing	9m	7m	FB	BT	AS	TF	ST	BS	YC	2Min	RC	EX	
1	SZMAL Sławomir																	48:37
2	JASZKA Bartłomiej	0/1	0			0/1				2		1						18:53
3	LIJEWSKI Krzysztof	4/6	67			2/4				1	1				1			27:34
5	JACHLEWSKI Mateusz	3/5	60	1/1				2/3	0/1									59:07
6	TKACZYK Grzegorz	3/9	33	2/3		1/6				1	2		2	1	1			41:56
8	BIELECKI Karol	2/10	20			2/10						1						26:48
9	SIODMIAK Artur	2/2	100	1/1				1/1				1						24:02
13	JURECKI Bartosz	3/4	75	1/2		1/1		1/1		2	1				1			34:03
14	JURASIK Mariusz	4/6	67	1/2		2/3		1/1		1		1						60:00
15	JURECKI Michał	2/3	67			0/1		2/2		3	2	1	2	1	2			32:16
16	WICHARY Marcin									1	1							11:22
19	TLUCZYŃSKI Tomasz	3/3	100				3/3											0:59
22	LIJEWSKI Marcin	3/7	43			2/4		1/2	0/1	3	3		1	1				34:23
28	PIWKO Paweł																	
	Bench/Team													1				
<b>Totals</b>		29/56	52	6/9	0/0	10/30	3/3	8/10	2/4	14	10	4	6	4	5	0	0	

No.	Name	Total Shots		6m Shots		Wing Shots		9m Shots		7m Shots		Fast Breaks		Breakthroughs	
		S/S	%	S/S	%	S/S	%	S/S	%	S/S	%	S/S	%	S/S	%
1	SZMAL Sławomir	11/34	32	0/4	0	3/9	33	6/12	50	1/5	20	1/4	25		
16	WICHARY Marcin	1/8	13	0/1	0	0/1	0	1/3	33	0/1	0	0/1	0	0/1	0
<b>Totals</b>		12/42	29	0/5	0	3/10	30	7/15	47	1/6	17	1/5	20	0/1	0

Team Shots	Goals	Saves	Missed	Post	Blocked	Total	%
6m Shots	6	3	0	0	0	9	67
Wing Shots							
9m Shots	10	9	1	3	7	30	33
7m Shots	3	0	0	0	n/a	3	100
Fast Breaks	8	2	0	0	0	10	80
Breakthroughs	2	2	0	0	0	4	50
<b>Totals</b>	29	16	1	3	7	56	52

Number of Attacks: 58, Scoring Efficiency: 50%



**OSC GYMNASIUM**  
 奥体中心体育馆  
 GYMNASE DU CSO

TUE 星期二 MAR  
 12 AUG 2008  
 15:45

**HANDBALL**  
 手球 / HANDBALL

**MEN**  
 男子项目 / HOMMES

**PRELIMINARY GROUP A - MATCH 10**  
 预赛A组 - 第10场 / PRÉLIMINAIRE GROUPE A - MATCH 10



### MATCH TEAM STATISTICS

参赛队技术统计 / STATISTIQUES DU MATCH PAR ÉQUIPE

**ESP 30 - 29 POL**

(16 - 17) (14 - 12)

Referees: (23) CHERNEGA I / (24) POLADENKO V (RUS)

#### POL - Poland

#### Shots Distribution

Players			Goals / Shots			
2 JASZKA B	3 LIJEWSKI K	5 JACHLEWSKI M	6 TKACZYK G	8 BIELECKI K	9 SIODMIAK A	13 JURECKI B
0/1	2/3	2/3	1/1	1/3	1/1	1/1
	1-Post	2/2	1-Post	1-Post	3-Blocked	0/1
		1/2	0/1	0/1		1/1
			1/1	0/1		0/1
						2/2
14 JURASIK M	15 JURECKI M	19 TLUCZYNSKI T	22 LIJEWSKI M	28 PIWKO P		
1/2			1/1			
1-Blocked	1-Missed		1/2			
		1/1	1/1	1/1		
			1/2	0/1		
			1-Blocked			

#### Team

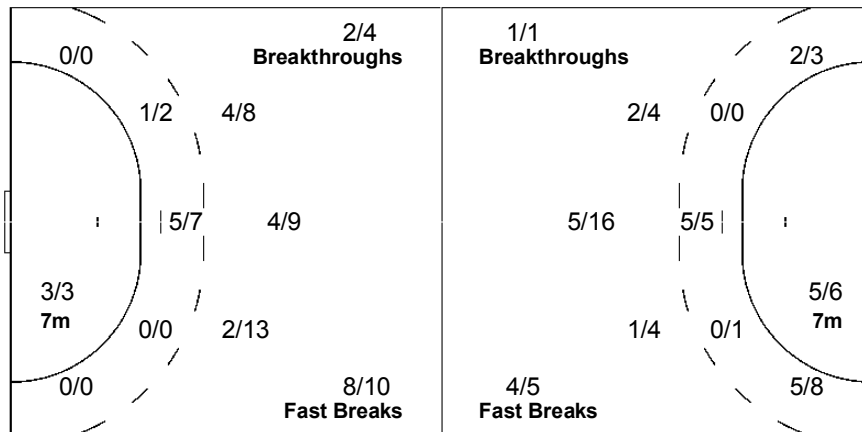
#### Offence

#### Defence

#### Goalkeepers

Goals / Shots

2/2	0/1	2/3
2/5	0/1	2/3
10/15	2/4	9/11
1-Missed	3-Post	7-Blocked



Saves / Shots

1/6	2/2	1/5
0/1	1/1	1/2
2/11	3/8	1/6

#### 1 SZMAL S

1/5	2/2	1/4
	1/1	1/2
2/7	3/8	0/5

#### 16 WICHARY M

0/1		0/1
0/1		
0/4		1/1

Legend:							
%	Efficiency	2Min	2 Minute Suspensions	6m	6-metre Shots	7m	7-metre Shots
AS	Assists	BS	Blocked Shots	BT	Breakthroughs	EX	Exclusions
G/S	Goals/Shots	n/a	not applicable	RC	Red Cards	S/S	Saves/Shots
TF	Technical Faults	TP	Time Played	Wing	Wing Shots	YC	Yellow Cards
						9m	9-metre Shots
						FB	Fast Breaks
						ST	Steals



## RESULTS

比赛成绩 / RÉSULTATS

### POL 28 - 25 BRA

(14 - 15) (14 - 10)

Referees: (15) KARBAS-CHI M / (16) KOLAHDOUZAN M (IRI)

#### RUNNING SCORE

##### POL - BRA

#### POL - Poland

Players		Shots								Penalties			
No.	Name	G/S	%	6m	Wing	9m	7m	FB	BT	YC	2Min	RC	EX
1	SZMAL Slawomir												
2	JASZKA Bartlomiej												
3	LIJEWSKI Krzysztof	1/2	50			0/1		1/1					
5	JACHLEWSKI Mateusz	3/4	75		1/1			2/2	0/1				
6	TKACZYK Grzegorz	4/11	36	1/5		3/4		0/1	0/1				
8	BIELECKI Karol	1/2	50			1/2							
9	SIODMIAK Artur	1/1	100	1/1						1			
13	JURECKI Bartosz	6/8	75	5/7					1/1	1			
14	JURASIK Mariusz	3/3	100		1/1			1/1	1/1				
15	JURECKI Michal	1/2	50			1/1		0/1		1	1		
16	WICHARY Marcin												
19	TLUCZYNSKI Tomasz	6/6	100		2/2		3/3	1/1					
22	LIJEWSKI Marcin	1/3	33			1/3					1		
28	PIWKO Pawel	1/3	33		1/1			0/2					
	Bench/Team												
	Totals	28/45	62	7/13	5/5	6/11	3/3	5/9	2/4	3	2	0	0

Goalkeepers		Saves							
No.	Name	S/S	%	6m	Wing	9m	7m	FB	BT
1	SZMAL Slawomir	11/33	33	1/8	1/2	8/14	0/1	1/7	0/1
16	WICHARY Marcin	1/4	25		1/3	0/1			
	Totals	12/37	32	1/8	2/5	8/15	0/1	1/7	0/1

#### BRA - Brazil

Players		Shots								Penalties			
No.	Name	G/S	%	6m	Wing	9m	7m	FB	BT	YC	2Min	RC	EX
1	SANTOS Maik												
3	PACHECO FILHO Fernando	1/4	25			1/4				1			
5	ERTEL Carlos	3/3	100	3/3									
7	RUY Renato	3/7	43	1/1	2/5			0/1					
8	SOUZA Bruno	4/9	44	1/1		3/8					1		
9	BORTOLINI Leonardo	5/8	63	2/2		3/5	0/1						
10	JUSTINO Helio	0/1	0		0/1								
12	VASCONCELOS Alexandre												
13	LAUREANO Silvio												
14	SILVA Alexandre												
17	RIBEIRO Felipe	7/10	70	0/1	1/2		1/1	4/5	1/1	1			
18	SANTANA Bruno	1/1	100					1/1		1			
19	PIZZINATO Jardel										2		
28	OLIVEIRA Guilherme	1/4	25			0/2		1/2			2		
	Bench/Team												
	Totals	25/47	53	7/8	3/8	7/19	1/2	6/9	1/1	3	5	0	0

Goalkeepers		Saves							
No.	Name	S/S	%	6m	Wing	9m	7m	FB	BT
1	SANTOS Maik	10/23	43	4/10	0/2	3/4	0/1	2/5	1/1
12	VASCONCELOS Alexandre	4/19	21	1/2	0/3	2/7	0/2	0/2	1/3
	Totals	14/42	33	5/12	0/5	5/11	0/3	2/7	2/4

##### 1st Half

0 (1') 1	OLIVEIRA G
1 (2') 1	JURECKI B
2 (5') 1	TLUCZYNSKI T
2 (8') 2	RUY R
3 (7') 2	JURASIK M
3 (8') 3	ERTEL C
4 (9') 3	JURASIK M
4 (10') 4	PACHECO FILHO F
5 (12') 4	TLUCZYNSKI T
6 (13') 4	LIJEWSKI K
6 (13') 5	BORTOLINI L
6 (15') 6	RIBEIRO F
6 (18') 7	BORTOLINI L
6 (18') 8	RIBEIRO F
6 (19') 9	SANTANA B
7 (20') 9	TKACZYK G
7 (21') 10	RIBEIRO F
8 (22') 10	PIWKO P
9 (23') 10	LIJEWSKI M
9 (23') 11	BORTOLINI L
9 (25') 12	ERTEL C
10 (25') 12	TKACZYK G
10 (26') 13	RUY R
11 (27') 13	TKACZYK G
11 (27') 14	SOUZA B
12 (27') 14	SIODMIAK A
13 (29') 14	TLUCZYNSKI T
14 (30') 14	BIELECKI K
14 (30') 15	RUY R

##### 2nd Half

14 (32') 16	ERTEL C
14 (33') 17	RIBEIRO F
15 (37') 17	TLUCZYNSKI T
15 (40') 18	RIBEIRO F
15 (41') 19	SOUZA B
16 (42') 19	JURASIK M
17 (44') 19	JACHLEWSKI M
18 (45') 19	JURECKI B
18 (46') 20	RIBEIRO F
19 (46') 20	TLUCZYNSKI T
20 (48') 20	TKACZYK G
20 (48') 21	SOUZA B
21 (49') 21	JURECKI M
21 (49') 22	SOUZA B
22 (50') 22	TLUCZYNSKI T
23 (51') 22	JACHLEWSKI M
24 (52') 22	JURECKI B
24 (53') 23	RIBEIRO F
25 (53') 23	JURECKI B
26 (55') 23	JACHLEWSKI M
26 (57') 24	BORTOLINI L
27 (58') 24	JURECKI B
28 (60') 24	JURECKI B
28 (60') 25	BORTOLINI L

#### Legend:

%	Efficiency	2Min	2 Minute Suspensions	6m	6-metre Shots	7m	7-metre Shots	9m	9-metre Shots
BT	Breakthroughs	EX	Exclusions	FB	Fast Breaks	G/S	Goals/Shots	RC	Red Cards
S/S	Saves/Shots	Wing	Wing Shots	YC	Yellow Cards				





## MATCH TEAM STATISTICS

参赛队技术统计 / STATISTIQUES DU MATCH PAR ÉQUIPE

### POL 28 - 25 BRA

(14 - 15) (14 - 10)

Referees: (15) KARBAS-CHI M / (16) KOLAHDOUZAN M (IRI)

#### POL - Poland

No.	Name	Shots								Offence		Defence		Penalties				TP
		G/S	%	6m	Wing	9m	7m	FB	BT	AS	TF	ST	BS	YC	2Min	RC	EX	
1	SZMAL Sławomir																	54:32
2	JASZKA Bartłomiej										2	1						9:04
3	LIJEWSKI Krzysztof	1/2	50			0/1		1/1		3	1		1					33:54
5	JACHLEWSKI Mateusz	3/4	75		1/1			2/2	0/1									25:36
6	TKACZYK Grzegorz	4/11	36	1/5		3/4		0/1	0/1	4	2							51:24
8	BIELECKI Karol	1/2	50			1/2				1	1							8:24
9	SIODMIAK Artur	1/1	100	1/1						1	1	1		1				28:17
13	JURECKI Bartosz	6/8	75	5/7					1/1	1	3			1				28:46
14	JURASIK Mariusz	3/3	100		1/1			1/1	1/1	1	1							51:14
15	JURECKI Michał	1/2	50			1/1		0/1		2	1	1		1	1			42:01
16	WICHARY Marcin																	5:28
19	TLUCZYŃSKI Tomasz	6/6	100		2/2		3/3	1/1			1	1						34:24
22	LIJEWSKI Marcin	1/3	33			1/3				4	3					1		38:10
28	PIWKO Paweł	1/3	33		1/1			0/2										8:46
	Bench/Team																	
	<b>Totals</b>	28/45	62	7/13	5/5	6/11	3/3	5/9	2/4	17	16	4	1	3	2	0	0	

No.	Name	Total Shots		6m Shots		Wing Shots		9m Shots		7m Shots		Fast Breaks		Breakthroughs	
		S/S	%	S/S	%	S/S	%	S/S	%	S/S	%	S/S	%	S/S	%
1	SZMAL Sławomir	11/33	33	1/8	13	1/2	50	8/14	57	0/1	0	1/7	14	0/1	0
16	WICHARY Marcin	1/4	25			1/3	33	0/1	0						
	<b>Totals</b>	12/37	32	1/8	13	2/5	40	8/15	53	0/1	0	1/7	14	0/1	0

Team Shots	Goals	Saves	Missed	Post	Blocked	Total	%
6m Shots	7	5	1	0	0	13	54
Wing Shots	5	0	0	0	0	5	100
9m Shots	6	5	0	0	0	11	55
7m Shots	3	0	0	0	n/a	3	100
Fast Breaks	5	2	1	1	0	9	56
Breakthroughs	2	2	0	0	0	4	50
<b>Totals</b>	28	14	2	1	0	45	62

Number of Attacks: 56, Scoring Efficiency: 50%



**OSC GYMNASIUM**  
 奥体中心体育馆  
 GYMNASE DU CSO

THU 星期四 JEU  
 14 AUG 2008  
 10:45

**HANDBALL**  
 手球 / HANDBALL

**MEN**  
 男子项目 / HOMMES

**PRELIMINARY GROUP A - MATCH 14**  
 预赛A组 - 第14场 / PRÉLIMINAIRE GROUPE A - MATCH 14



**MATCH TEAM STATISTICS**  
 参赛队技术统计 / STATISTIQUES DU MATCH PAR ÉQUIPE

**POL 28 - 25 BRA**  
 (14 - 15) (14 - 10)

Referees: (15) KARBAS-CHI M / (16) KOLAHDOUZAN M (IRI)

**POL - Poland**

**Shots Distribution**

Players			Goals / Shots			
2 JASZKA B	3 LIJEWSKI K	5 JACHLEWSKI M	6 TKACZYK G	8 BIELECKI K	9 SIODMIAK A	13 JURECKI B
			0/2 1/1	1/1		2/3 1/1
		0/1	0/1 0/1 0/2	0/1		1/2
	1/1	2/2 1/1	1/1 2/2		1/1	1/1 1/1
1-Missed						
14 JURASIK M	15 JURECKI M	19 TLUCZYNSKI T	22 LIJEWSKI M	28 PIWKO P		
1/1		1/1		1/1		
	1/1	2/2	0/1			
2/2	0/1	2/2 1/1		1/2		
1-Missed 1-Post						

Team	Offence	Defence	Goalkeepers																		
Goals / Shots			Saves / Shots																		
<table border="1"> <tr><td>4/5</td><td>1/3</td><td>3/3</td></tr> <tr><td>1/6</td><td>0/1</td><td>4/6</td></tr> <tr><td>5/5</td><td>3/3</td><td>7/10</td></tr> </table>	4/5	1/3	3/3	1/6	0/1	4/6	5/5	3/3	7/10			<table border="1"> <tr><td>1/3</td><td>3/5</td><td>1/3</td></tr> <tr><td>1/5</td><td>1/1</td><td>3/5</td></tr> <tr><td>1/3</td><td>1/5</td><td>0/7</td></tr> </table>	1/3	3/5	1/3	1/5	1/1	3/5	1/3	1/5	0/7
4/5	1/3	3/3																			
1/6	0/1	4/6																			
5/5	3/3	7/10																			
1/3	3/5	1/3																			
1/5	1/1	3/5																			
1/3	1/5	0/7																			
2-Missed 1-Post			1 SZMAL S																		
			<table border="1"> <tr><td>1/3</td><td>3/5</td><td>1/3</td></tr> <tr><td>1/4</td><td>1/1</td><td>3/5</td></tr> <tr><td>1/3</td><td>0/2</td><td>0/7</td></tr> </table>	1/3	3/5	1/3	1/4	1/1	3/5	1/3	0/2	0/7									
1/3	3/5	1/3																			
1/4	1/1	3/5																			
1/3	0/2	0/7																			
			16 WICHARY M																		
			<table border="1"> <tr><td>0/1</td><td></td><td></td></tr> <tr><td></td><td>1/3</td><td></td></tr> </table>	0/1				1/3													
0/1																					
	1/3																				



## MATCH TEAM STATISTICS

参赛队技术统计 / STATISTIQUES DU MATCH PAR ÉQUIPE

### POL 28 - 25 BRA

(14 - 15) (14 - 10)

Referees: (15) KARBAS-CHI M / (16) KOLAHDOUZAN M (IRI)

#### BRA - Brazil

Players		Shots								Offence		Defence		Penalties				TP
No.	Name	G/S	%	6m	Wing	9m	7m	FB	BT	AS	TF	ST	BS	YC	2Min	RC	EX	
1	SANTOS Maik																	29:41
3	PACHECO FILHO Fernando	1/4	25			1/4				1	1	1		1				27:37
5	ERTEL Carlos	3/3	100	3/3							1							22:39
7	RUY Renato	3/7	43	1/1	2/5			0/1			3							60:00
8	SOUZA Bruno	4/9	44	1/1		3/8				2	2				1			36:04
9	BORTOLINI Leonardo	5/8	63	2/2		3/5	0/1			6	3							38:33
10	JUSTINO Helio	0/1	0		0/1													2:23
12	VASCONCELOS Alexandre																	30:19
13	LAUREANO Silvio																	
14	SILVA Alexandre										1							25:04
17	RIBEIRO Felipe	7/10	70	0/1	1/2		1/1	4/5	1/1		1	1		1				57:37
18	SANTANA Bruno	1/1	100					1/1		2	2	1		1				42:07
19	PIZZINATO Jardel															2		13:06
28	OLIVEIRA Guilherme	1/4	25			0/2		1/2				2			2			34:50
	Bench/Team																	
<b>Totals</b>		25/47	53	7/8	3/8	7/19	1/2	6/9	1/1	11	14	5	0	3	5	0	0	

Goalkeepers		Total Shots		6m Shots		Wing Shots		9m Shots		7m Shots		Fast Breaks		Breakthroughs	
No.	Name	S/S	%	S/S	%	S/S	%	S/S	%	S/S	%	S/S	%	S/S	%
1	SANTOS Maik	10/23	43	4/10	40	0/2	0	3/4	75	0/1	0	2/5	40	1/1	100
12	VASCONCELOS Alexandre	4/19	21	1/2	50	0/3	0	2/7	29	0/2	0	0/2	0	1/3	33
<b>Totals</b>		14/42	33	5/12	42	0/5	0	5/11	45	0/3	0	2/7	29	2/4	50

Team Shots	Goals	Saves	Missed	Post	Blocked	Total	%
6m Shots	7	1	0	0	0	8	88
Wing Shots	3	2	1	2	0	8	38
9m Shots	7	8	2	1	1	19	37
7m Shots	1	0	0	1	n/a	2	50
Fast Breaks	6	1	0	2	0	9	67
Breakthroughs	1	0	0	0	0	1	100
<b>Totals</b>	25	12	3	6	1	47	53

Number of Attacks: 56, Scoring Efficiency: 45%



**OSC GYMNASIUM**  
 奥体中心体育馆  
 GYMNASE DU CSO

THU 星期四 JEU  
 14 AUG 2008  
 10:45

**HANDBALL**  
 手球 / HANDBALL

**MEN**  
 男子项目 / HOMMES

**PRELIMINARY GROUP A - MATCH 14**  
 预赛A组 - 第14场 / PRÉLIMINAIRE GROUPE A - MATCH 14



**MATCH TEAM STATISTICS**

参赛队技术统计 / STATISTIQUES DU MATCH PAR ÉQUIPE

**POL 28 - 25 BRA**  
 (14 - 15) (14 - 10)

Referees: (15) KARBAS-CHI M / (16) KOLAHDOUZAN M (IRI)

**BRA - Brazil**

**Shots Distribution**

**Players**  
Goals / Shots

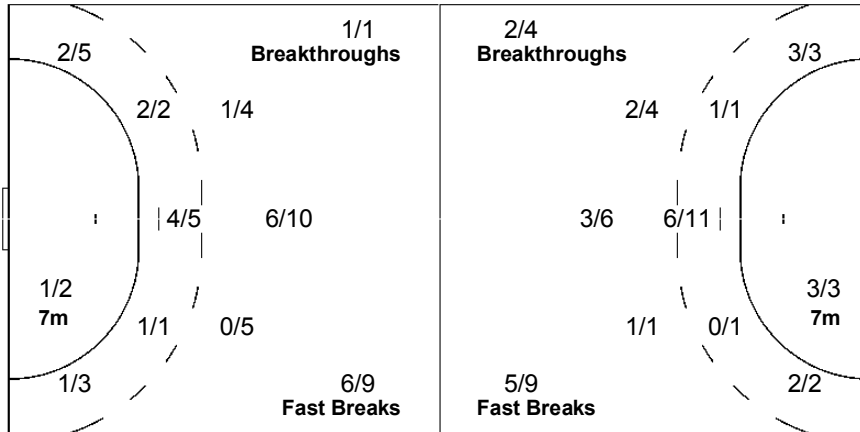
3 PACHECO FILHO F	5 ERTEL C	7 RUY R	8 SOUZA B	9 BORTOLINI L	10 JUSTINO H	13 LAUREANO S
0/1			0/1	1/1	0/1	
0/1			2/3	2/2		
1/1	1/1	2/2	1/1	1/1	2/2	
1-Missed		1-Missed 2-Post	1-Missed	2-Post		
14 SILVA A	17 RIBEIRO F	18 SANTANA B	19 PIZZINATO J	28 OLIVEIRA G		
	1/1	2/3	2/2			
		1/2			0/1	
		1/1			1/1	
	1-Post			1-Post 1-Blocked		

**Team**

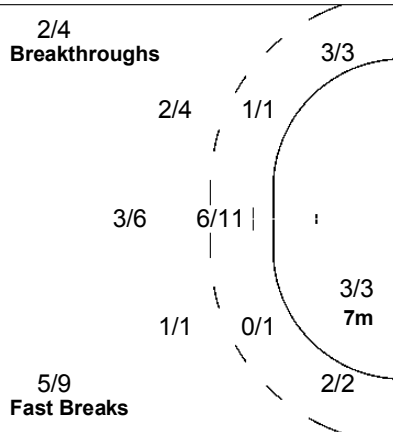
Goals / Shots

2/3	2/5	2/3
4/5	0/1	2/5
2/3	4/5	7/7
3-Missed	6-Post	1-Blocked

**Offence**



**Defence**



**Goalkeepers**

Saves / Shots

1/5	2/3	0/3
5/6	1/1	2/6
0/5	0/3	3/10

1 SANTOS M

1/2	2/3	0/1
2/3	1/1	2/3
0/1	0/3	2/6

12 VASCONCELOS A

0/3		0/2
3/3		0/3
0/4		1/4

**Legend:**

% Efficiency	2Min 2 Minute Suspensions	6m 6-metre Shots	7m 7-metre Shots	9m 9-metre Shots
AS Assists	BS Blocked Shots	BT Breakthroughs	EX Exclusions	FB Fast Breaks
G/S Goals/Shots	n/a not applicable	RC Red Cards	S/S Saves/Shots	ST Steals
TF Technical Faults	TP Time Played	Wing Wing Shots	YC Yellow Cards	





## RESULTS

比赛成绩 / RÉSULTATS

### CHN 22 - 36 ESP

(12 - 16) (10 - 20)

Referees: (7) ELMOAMLI M / (8) SHABAN ALI S (EGY)

#### RUNNING SCORE

##### CHN - ESP

##### CHN - China

Players		Shots								Penalties			
No.	Name	G/S	%	6m	Wing	9m	7m	FB	BT	YC	2Min	RC	EX
2	CUI Liang	5/6	83	5/6						1	2		
3	ZHU Jie	1/4	25			0/3		1/1					
5	YAN Liang												
6	CUI Lei	0/2	0			0/2				1			
7	ZHANG Ji	1/2	50			1/2							
8	ZHOU Xiaojian	3/3	100	1/1				2/2					
11	ZHANG Xing												
12	WANG Long												
13	WANG Xiaolong	0/2	0	0/1		0/1				1			
14	TIAN Jianxia	2/7	29	0/1		2/6							
16	YE Qiang												
18	HAO Kexin	4/9	44			4/9							
19	MIAO Qing	3/9	33	1/2	0/1	2/6							
20	ZHU Wenxin	3/5	60				1/2	2/2	0/1				
	Bench/Team												
	Totals	22/49	45	7/11	0/1	9/29	1/2	5/5	0/1	3	2	0	0

Goalkeepers		Saves							
No.	Name	S/S	%	6m	Wing	9m	7m	FB	BT
12	WANG Long	9/34	26	1/6	4/10	0/2	1/3	3/8	0/5
16	YE Qiang	1/12	8	0/3	0/3	1/3		0/1	0/2
	Totals	10/46	22	1/9	4/13	1/5	1/3	3/9	0/7

##### ESP - Spain

Players		Shots								Penalties			
No.	Name	G/S	%	6m	Wing	9m	7m	FB	BT	YC	2Min	RC	EX
1	HOMBRADOS Jose Javier												
2	ENTRERRIOS Alberto												
4	ROCAS Albert	1/1	100		1/1								
5	ENTRERRIOS Raul	1/2	50	1/1		0/1							
6	GARABAYA Ruben	2/2	100	2/2						1			
7	PRIETO Carlos	2/3	67	2/3						1	1		
8	BELAUSTEGUI Jon	2/3	67		0/1	2/2							
11	LOZANO Demetrio	6/6	100	2/2		2/2			2/2				
15	DAVIS David	3/5	60					3/5					
16	BARRUFET David												
17	GARCIA Juan	6/9	67	1/2	3/4		0/1	2/2					
18	ROMERO Iker	1/3	33	0/1		0/1			1/1				
21	MALMAGRO Cristian	5/5	100				2/2		3/3				
27	TOMAS Victor	7/10	70		5/7			1/2	1/1	1			
	Bench/Team												
	Totals	36/49	73	8/11	9/13	4/6	2/3	6/9	7/7	3	1	0	0

Goalkeepers		Saves							
No.	Name	S/S	%	6m	Wing	9m	7m	FB	BT
1	HOMBRADOS Jose Javier	7/17	41	2/3		3/7	1/2	0/4	1/1
16	BARRUFET David	8/20	40	2/8	1/1	5/10		0/1	
	Totals	15/37	41	4/11	1/1	8/17	1/2	0/5	1/1

##### 1st Half

0 (3')	1	GARABAYA R
1 (4')	1	
1 (5')	2	TOMAS V
1 (6')	3	LOZANO D
2 (6')	3	
2 (7')	4	BELAUSTEGUI J
3 (9')	4	
3 (10')	5	TOMAS V
4 (12')	5	
4 (12')	6	LOZANO D
4 (13')	7	TOMAS V
5 (14')	7	ZHANG J
5 (15')	8	GARCIA J
5 (16')	9	GARCIA J
6 (16')	9	
6 (17')	10	ENTRERRIOS R
7 (19')	10	
7 (19')	11	LOZANO D
8 (20')	11	MIAO Q
9 (20')	11	ZHU W
9 (20')	12	ROMERO I
9 (22')	13	BELAUSTEGUI J
9 (23')	14	DAVIS D
9 (25')	15	PRIETO C
9 (26')	16	ROCAS A
10 (27')	16	TIAN J
11 (28')	16	TIAN J
12 (29')	16	CUI L

##### 2nd Half

12 (31')	17	GARABAYA R
12 (32')	18	GARCIA J
12 (34')	19	LOZANO D
12 (35')	20	MALMAGRO C
12 (37')	21	LOZANO D
12 (38')	22	TOMAS V
13 (40')	22	HAO K
13 (40')	23	TOMAS V
14 (40')	23	HAO K
15 (42')	23	MIAO Q
15 (43')	24	MALMAGRO C
15 (43')	25	GARCIA J
15 (44')	26	GARCIA J
16 (45')	26	ZHOU X
17 (46')	26	HAO K
17 (47')	27	GARCIA J
18 (48')	27	ZHU W
18 (48')	28	PRIETO C
18 (49')	29	LOZANO D
18 (51')	30	DAVIS D
19 (52')	30	ZHOU X
19 (53')	31	TOMAS V
19 (54')	32	MALMAGRO C
19 (55')	33	MALMAGRO C
19 (55')	34	TOMAS V
20 (58')	34	ZHU J
21 (58')	34	ZHU W
22 (59')	34	ZHOU X
22 (60')	35	MALMAGRO C
22 (60')	36	DAVIS D

#### Legend:

%	Efficiency	2Min	2 Minute Suspensions	6m	6-metre Shots	7m	7-metre Shots	9m	9-metre Shots
BT	Breakthroughs	EX	Exclusions	FB	Fast Breaks	G/S	Goals/Shots	RC	Red Cards
S/S	Saves/Shots	Wing	Wing Shots	YC	Yellow Cards				



## MATCH TEAM STATISTICS

参赛队技术统计 / STATISTIQUES DU MATCH PAR ÉQUIPE

### CHN 22 - 36 ESP

(12 - 16) (10 - 20)

Referees: (7) ELMOAMLI M / (8) SHABAN ALI S (EGY)

#### CHN - China

No.	Name	Shots								Offence		Defence			Penalties			TP
		G/S	%	6m	Wing	9m	7m	FB	BT	AS	TF	ST	BS	YC	2Min	RC	EX	
2	CUI Liang	5/6	83	5/6							3	1		1	2			58:57
3	ZHU Jie	1/4	25			0/3		1/1		1		1						18:18
5	YAN Liang																	15:32
6	CUI Lei	0/2	0			0/2					1	1		1				31:56
7	ZHANG Ji	1/2	50			1/2				3	5							30:33
8	ZHOU Xiaojian	3/3	100	1/1				2/2		1	2							16:12
11	ZHANG Xing										1							16:47
12	WANG Long									1								38:30
13	WANG Xiaolong	0/2	0	0/1		0/1								1				6:57
14	TIAN Jianxia	2/7	29	0/1		2/6				1								16:54
16	YE Qiang																	21:30
18	HAO Kexin	4/9	44			4/9				1	4							43:11
19	MIAO Qing	3/9	33	1/2	0/1	2/6				1	1							55:46
20	ZHU Wenxin	3/5	60				1/2	2/2	0/1	2	3							48:57
	Bench/Team										1							
<b>Totals</b>		22/49	45	7/11	0/1	9/29	1/2	5/5	0/1	11	21	3	0	3	2	0	0	

No.	Name	Total Shots		6m Shots		Wing Shots		9m Shots		7m Shots		Fast Breaks		Breakthroughs	
		S/S	%	S/S	%	S/S	%	S/S	%	S/S	%	S/S	%	S/S	%
12	WANG Long	9/34	26	1/6	17	4/10	40	0/2	0	1/3	33	3/8	38	0/5	0
16	YE Qiang	1/12	8	0/3	0	0/3	0	1/3	33			0/1	0	0/2	0
<b>Totals</b>		10/46	22	1/9	11	4/13	31	1/5	20	1/3	33	3/9	33	0/7	0

Team Shots	Goals	Saves	Missed	Post	Blocked	Total	%
6m Shots	7	4	0	0	0	11	64
Wing Shots	0	1	0	0	0	1	0
9m Shots	9	8	4	0	8	29	31
7m Shots	1	1	0	0	n/a	2	50
Fast Breaks	5	0	0	0	0	5	100
Breakthroughs	0	1	0	0	0	1	0
<b>Totals</b>	22	15	4	0	8	49	45

Number of Attacks: 61, Scoring Efficiency: 36%



**OSC GYMNASIUM**  
 奥体中心体育馆  
 GYMNASE DU CSO

THU 星期四 JEU  
 14 AUG 2008  
 15:45

**HANDBALL**  
 手球 / HANDBALL

**MEN**  
 男子项目 / HOMMES

**PRELIMINARY GROUP A - MATCH 16**  
 预赛A组 - 第16场 / PRÉLIMINAIRE GROUPE A - MATCH 16



**MATCH TEAM STATISTICS**

参赛队技术统计 / STATISTIQUES DU MATCH PAR ÉQUIPE

**CHN 22 - 36 ESP**  
 (12 - 16) (10 - 20)

Referees: (7) ELMOAMLI M / (8) SHABAN ALI S (EGY)

**CHN - China**

**Shots Distribution**

**Players**  
Goals / Shots

2 CUI L	3 ZHU J	5 YAN L	6 CUI L	7 ZHANG J	8 ZHOU X	11 ZHANG X
0/1					1/1	
3/3	1/1	0/1			1/1	
2/2	0/1		0/2	1/1	1/1	
	2-Missed			1-Blocked		

13 WANG X	14 TIAN J	18 HAO K	19 MIAO Q	20 ZHU W
0/1		0/1	2/4	0/1
		1/1		0/1
0/1	1/1		1/1	1/1
	1-Missed	3-Blocked	4-Blocked 1-Missed	

<b>Team</b>	<b>Offence</b>	<b>Defence</b>	<b>Goalkeepers</b>																	
Goals / Shots			Saves / Shots																	
<table border="1"> <tr><td>2/5</td><td>1/1</td><td>0/3</td></tr> <tr><td>1/2</td><td></td><td>1/2</td></tr> <tr><td>8/8</td><td>3/7</td><td>6/9</td></tr> </table> <p>4-Missed 8-Blocked</p>	2/5	1/1	0/3	1/2		1/2	8/8	3/7	6/9		<table border="1"> <tr><td>0/3</td><td>3/6</td><td>2/4</td></tr> <tr><td>3/6</td><td>1/1</td><td>0/2</td></tr> <tr><td>0/13</td><td>0/5</td><td>1/6</td></tr> </table>	0/3	3/6	2/4	3/6	1/1	0/2	0/13	0/5	1/6
2/5	1/1	0/3																		
1/2		1/2																		
8/8	3/7	6/9																		
0/3	3/6	2/4																		
3/6	1/1	0/2																		
0/13	0/5	1/6																		
			<p>12 WANG L</p> <table border="1"> <tr><td>0/2</td><td>3/6</td><td>2/4</td></tr> <tr><td>3/4</td><td>1/1</td><td>0/1</td></tr> <tr><td>0/9</td><td>0/4</td><td>0/3</td></tr> </table>	0/2	3/6	2/4	3/4	1/1	0/1	0/9	0/4	0/3								
0/2	3/6	2/4																		
3/4	1/1	0/1																		
0/9	0/4	0/3																		
			<p>16 YE Q</p> <table border="1"> <tr><td>0/1</td><td></td><td></td></tr> <tr><td>0/2</td><td></td><td>0/1</td></tr> <tr><td>0/4</td><td>0/1</td><td>1/3</td></tr> </table>	0/1			0/2		0/1	0/4	0/1	1/3								
0/1																				
0/2		0/1																		
0/4	0/1	1/3																		



## MATCH TEAM STATISTICS

参赛队技术统计 / STATISTIQUES DU MATCH PAR ÉQUIPE

### CHN 22 - 36 ESP

(12 - 16) (10 - 20)

Referees: (7) ELMOAMLI M / (8) SHABAN ALI S (EGY)

#### ESP - Spain

No.	Name	Shots								Offence		Defence		Penalties			TP	
		G/S	%	6m	Wing	9m	7m	FB	BT	AS	TF	ST	BS	YC	2Min	RC		EX
1	HOMBRADOS Jose Javier																	30:00
2	ENTRERRIOS Alberto									1								9:35
4	ROCAS Albert	1/1	100		1/1													7:08
5	ENTRERRIOS Raul	1/2	50	1/1		0/1				2								35:37
6	GARABAYA Ruben	2/2	100	2/2						1		1	1					29:02
7	PRIETO Carlos	2/3	67	2/3						2	1	2	6	1	1			39:52
8	BELAUSTEGUI Jon	2/3	67		0/1	2/2				3								42:00
11	LOZANO Demetrio	6/6	100	2/2		2/2			2/2	5	8		1					48:41
15	DAVIS David	3/5	60									1						25:02
16	BARRUFET David																	29:31
17	GARCIA Juan	6/9	67	1/2	3/4		0/1	2/2			2	2						35:35
18	ROMERO Iker	1/3	33	0/1		0/1			1/1	1	2	1						24:23
21	MALMAGRO Cristian	5/5	100				2/2		3/3	1	1							11:34
27	TOMAS Victor	7/10	70		5/7				1/2	1/1	1			1				52:00
	Bench/Team																	
<b>Totals</b>		36/49	73	8/11	9/13	4/6	2/3	6/9	7/7	17	14	9	8	3	1	0	0	

No.	Name	Total Shots		6m Shots		Wing Shots		9m Shots		7m Shots		Fast Breaks		Breakthroughs	
		S/S	%	S/S	%	S/S	%	S/S	%	S/S	%	S/S	%	S/S	%
1	HOMBRADOS Jose Javier	7/17	41	2/3	67			3/7	43	1/2	50	0/4	0	1/1	100
16	BARRUFET David	8/20	40	2/8	25	1/1	100	5/10	50			0/1	0		
<b>Totals</b>		15/37	41	4/11	36	1/1	100	8/17	47	1/2	50	0/5	0	1/1	100

Team Shots	Goals	Saves	Missed	Post	Blocked	Total	%
6m Shots	8	1	2	0	0	11	73
Wing Shots	9	4	0	0	0	13	69
9m Shots	4	1	1	0	0	6	67
7m Shots	2	1	0	0	n/a	3	67
Fast Breaks	6	3	0	0	0	9	67
Breakthroughs	7	0	0	0	0	7	100
<b>Totals</b>	36	10	3	0	0	49	73

Number of Attacks: 62, Scoring Efficiency: 58%





**OSC GYMNASIUM**  
 奥体中心体育馆  
 GYMNASE DU CSO

THU 星期四 JEU  
 14 AUG 2008  
 15:45

**HANDBALL**  
 手球 / HANDBALL

**MEN**  
 男子项目 / HOMMES

**PRELIMINARY GROUP A - MATCH 16**  
 预赛A组 - 第16场 / PRÉLIMINAIRE GROUPE A - MATCH 16



**MATCH TEAM STATISTICS**

参赛队技术统计 / STATISTIQUES DU MATCH PAR ÉQUIPE

**CHN 22 - 36 ESP**  
 (12 - 16) (10 - 20)

Referees: (7) ELMOAMLI M / (8) SHABAN ALI S (EGY)

**ESP - Spain**

**Shots Distribution**

Players			Goals / Shots			
2 ENTRERRIOS A	4 ROCAS A	5 ENTRERRIOS R	6 GARABAYA R	7 PRIETO C	8 BELAUSTEGUI J	11 LOZANO D
	1/1		1/1		0/1	1/1
		1/1	1/1	1/1 1/1	1/1	1/1
		1-Missed		1-Missed		3/3
15 DAVIS D	17 GARCIA J	18 ROMERO I	21 MALMAGRO C	27 TOMAS V		
0/1 1/2	0/2 1/1		1/1 1/1	1/1 1/1 0/1		
	0/1			2/4		
2/2	4/4 1/1	1/1 0/1	1/1 1/1	2/2	1/1	
		1-Missed				

Team	Offence	Defence	Goalkeepers
Goals / Shots			Saves / Shots
3/3 3/6 2/4	6/9	0/1	3/5 0/1 3/3
3/6 0/1 2/2	7/7 Breakthroughs	0/0	1/2 1/2
13/13 5/5 5/6	1/3 2/4	3/11 0/0	0/8 4/7 3/9
3-Missed	4/4 0/0	3/8 6/9	1 HOMBRADOS JJ
	2/3 7m 3/4 2/2	3/10 1/2	0/1 0/1 2/2
	6/9 Fast Breaks	5/5 Fast Breaks	1/2 2/5
			16 BARRUFET D
			3/4 1/1
			0/3 2/3 2/5
			0/5 2/4 1/4

Legend:							
%	Efficiency	2Min	2 Minute Suspensions	6m	6-metre Shots	7m	7-metre Shots
AS	Assists	BS	Blocked Shots	BT	Breakthroughs	EX	Exclusions
G/S	Goals/Shots	n/a	not applicable	RC	Red Cards	S/S	Saves/Shots
TF	Technical Faults	TP	Time Played	Wing	Wing Shots	YC	Yellow Cards
						9m	9-metre Shots
						FB	Fast Breaks
						ST	Steals



## RESULTS

比赛成绩 / RÉSULTATS

### FRA 23 - 19 CRO

(11 - 9) (12 - 10)

Referees: (23) CHERNEGA I / (24) POLADENKO V (RUS)

#### RUNNING SCORE

##### FRA - CRO

#### FRA - France

Players		Shots								Penalties			
No.	Name	G/S	%	6m	Wing	9m	7m	FB	BT	YC	2Min	RC	EX
2	FERNANDEZ Jerome	2/4	50			0/2	1/1	1/1		1	1		
3	DINART Didier	1/1	100	1/1									
4	BURDET Cedric												
5	GILLE Guillaume	2/2	100	2/2									
6	GILLE Bertrand	7/9	78	6/8		1/1				1			
8	NARCISSE Daniel	4/8	50	2/2		0/3		1/1	1/2				
11	GIRAULT Olivier	2/4	50		0/1		1/1	1/2					
12	KARABOUE Daouda												
13	KARABATIC Nikola	1/6	17	1/1		0/5				1			
14	KEMPE Christophe												
16	OMEYER Thierry												
18	ABATI Joel	1/3	33					1/3			1		
19	ABALO Luc												
21	GUIGOU Michael	3/5	60		1/2		1/1	0/1	1/1				
	Bench/Team												
	Totals	23/42	55	12/14	1/3	1/11	3/3	4/8	2/3	3	2	0	0

Goalkeepers		Saves							
No.	Name	S/S	%	6m	Wing	9m	7m	FB	BT
12	KARABOUE Daouda	0/1	0				0/1		
16	OMEYER Thierry	11/29	38	0/7	2/5	8/11	0/3	1/2	0/1
	Totals	11/30	37	0/7	2/5	8/11	0/4	1/2	0/1

#### CRO - Croatia

Players		Shots								Penalties			
No.	Name	G/S	%	6m	Wing	9m	7m	FB	BT	YC	2Min	RC	EX
1	LOSERT Venio												
3	SULIC Renato												
4	BALIC Ivano												
5	DUVNJAK Domagoj	1/3	33			0/2			1/1				
6	LACKOVIC Blazenko	3/11	27	1/1		2/10							
9	VORI Igor	4/5	80	4/4				0/1					
10	DOMINIKOVIC Davor									1			
11	DZOMBA Mirza	5/5	100		1/1		4/4			1			
13	HORVAT Zlatko												
14	VUKOVIC Drago	2/6	33	1/1		0/3		1/2					
19	METLICIC Petar	0/2	0			0/2					3	1	
23	VUKIC Ljubo	2/4	50		2/4								
24	VALCIC Tonci	2/3	67	1/1		1/1			0/1		1		
25	ALILOVIC Mirko												
	Bench/Team									1			
	Totals	19/39	49	7/7	3/5	3/18	4/4	1/3	1/2	3	4	1	0

Goalkeepers		Saves							
No.	Name	S/S	%	6m	Wing	9m	7m	FB	BT
1	LOSERT Venio	8/30	27	2/14	1/2	2/3	0/2	2/6	1/3
25	ALILOVIC Mirko	0/1	0				0/1		
	Totals	8/31	26	2/14	1/2	2/3	0/3	2/6	1/3

1st Half	
FERNANDEZ J	1 (2') 0
	1 (5') 1 VUKIC L
ABATI J	2 (9') 1
DINART D	3 (10') 1
	3 (12') 2 LACKOVIC B
GILLE B	4 (12') 2
	4 (13') 3 LACKOVIC B
NARCISSE D	5 (13') 3
GILLE B	6 (15') 3
	6 (16') 4 DZOMBA M
NARCISSE D	7 (17') 4
GILLE B	8 (20') 4
	8 (21') 5 VORI I
FERNANDEZ J	9 (21') 5
	9 (24') 6 VORI I
	9 (25') 7 DZOMBA M
	9 (27') 8 DZOMBA M
GIRAULT O	10 (28') 8
GIRAULT O	11 (30') 8
	11 (30') 9 VUKIC L

2nd Half	
	11 (33') 10 DZOMBA M
KARABATIC N	12 (35') 10
	12 (35') 11 VUKOVIC D
NARCISSE D	13 (37') 11
	13 (40') 12 VORI I
GILLE B	14 (40') 12
	14 (41') 13 DZOMBA M
GUIGOU M	15 (44') 13
	15 (44') 14 VALCIC T
	15 (45') 15 VUKOVIC D
NARCISSE D	16 (46') 15
	16 (47') 16 VALCIC T
	16 (49') 17 LACKOVIC B
GILLE B	17 (49') 17
GILLE G	18 (52') 17
	18 (53') 18 VORI I
GILLE G	19 (53') 18
GUIGOU M	20 (55') 18
GILLE B	21 (58') 18
GUIGOU M	22 (59') 18
	22 (60') 19 DUVNJAK D
GILLE B	23 (60') 19

Legend:									
%	Efficiency	2Min	2 Minute Suspensions	6m	6-metre Shots	7m	7-metre Shots	9m	9-metre Shots
BT	Breakthroughs	EX	Exclusions	FB	Fast Breaks	G/S	Goals/Shots	RC	Red Cards
S/S	Saves/Shots	Wing	Wing Shots	YC	Yellow Cards				



## MATCH TEAM STATISTICS

参赛队技术统计 / STATISTIQUES DU MATCH PAR ÉQUIPE

**FRA 23 - 19 CRO**

(11 - 9) (12 - 10)

Referees: (23) CHERNEGA I / (24) POLADENKO V (RUS)

### FRA - France

No.	Name	Shots								Offence		Defence		Penalties				TP
		G/S	%	6m	Wing	9m	7m	FB	BT	AS	TF	ST	BS	YC	2Min	RC	EX	
2	FERNANDEZ Jerome	2/4	50			0/2	1/1	1/1		1				1	1			26:51
3	DINART Didier	1/1	100	1/1								1						35:41
4	BURDET Cedric									2	2							15:04
5	GILLE Guillaume	2/2	100	2/2														16:04
6	GILLE Bertrand	7/9	78	6/8		1/1				2	1			1				57:14
8	NARCISSE Daniel	4/8	50	2/2		0/3		1/1	1/2	3	1							32:16
11	GIRAULT Olivier	2/4	50		0/1		1/1	1/2			1	1						30:00
12	KARABOUE Daouda																	0:12
13	KARABATIC Nikola	1/6	17	1/1		0/5				4	4	2	3	1				55:05
14	KEMPE Christophe																	
16	OMEYER Thierry																	59:48
18	ABATI Joel	1/3	33					1/3			2	1				1		56:35
19	ABALO Luc																	5:10
21	GUIGOU Michael	3/5	60		1/2		1/1	0/1	1/1									30:00
	Bench/Team																	
<b>Totals</b>		23/42	55	12/14	1/3	1/11	3/3	4/8	2/3	12	11	5	3	3	2	0	0	

No.	Name	Total Shots		6m Shots		Wing Shots		9m Shots		7m Shots		Fast Breaks		Breakthroughs	
		S/S	%	S/S	%	S/S	%	S/S	%	S/S	%	S/S	%	S/S	%
12	KARABOUE Daouda	0/1	0							0/1	0				
16	OMEYER Thierry	11/29	38	0/7	0	2/5	40	8/11	73	0/3	0	1/2	50	0/1	0
<b>Totals</b>		11/30	37	0/7	0	2/5	40	8/11	73	0/4	0	1/2	50	0/1	0

Team Shots	Goals	Saves	Missed	Post	Blocked	Total	%
6m Shots	12	2	0	0	0	14	86
Wing Shots	1	1	0	1	0	3	33
9m Shots	1	2	3	2	3	11	9
7m Shots	3	0	0	0	n/a	3	100
Fast Breaks	4	2	2	0	0	8	50
Breakthroughs	2	1	0	0	0	3	67
<b>Totals</b>	23	8	5	3	3	42	55

Number of Attacks: 48, Scoring Efficiency: 48%



**OSC GYMNASIUM**  
 奥体中心体育馆  
 GYMNASE DU CSO

THU 星期四 JEU  
 14 AUG 2008  
 20:45

**HANDBALL**  
 手球 / HANDBALL

**MEN**  
 男子项目 / HOMMES

**PRELIMINARY GROUP A - MATCH 18**  
 预赛A组 - 第18场 / PRÉLIMINAIRE GROUPE A - MATCH 18



**MATCH TEAM STATISTICS**  
 参赛队技术统计 / STATISTIQUES DU MATCH PAR ÉQUIPE

**FRA 23 - 19 CRO**  
 (11 - 9) (12 - 10)

Referees: (23) CHERNEGA I / (24) POLADENKO V (RUS)

**FRA - France**

**Shots Distribution**

Players			Goals / Shots			
2 FERNANDEZ J	3 DINART D	4 BURDET C	5 GILLE G	6 GILLE B	8 NARCISSE D	11 GIRAULT O
0/0	1/1	0/0	0/0	1/2 1/1	0/0 1/1	0/0
2/2	0/0	0/0	2/2	2/2 0/1 3/3	1/2 2/2	2/2 0/1
2-Post				2-Missed 1-Blocked	1-Post	
13 KARABATIC N	14 KEMPE C	18 ABATI J	19 ABALO L	21 GUIGOU M		
0/1	0/0	1/1 0/1	0/0	1/1 1/1		
0/1 1/1	0/0	0/0	0/0	1/2		
1-Missed 2-Blocked		1-Missed		1-Missed		

Team	Offence	Defence	Goalkeepers
Goals / Shots			Saves / Shots
2/2 2/4 2/3 5/6 2/5 9/10 5-Missed 3-Post 3-Blocked			12 KARABOUE D 0/1 16 OMEYER T 1/3 1/5 2/4 3/5 0/5 1/5



## MATCH TEAM STATISTICS

参赛队技术统计 / STATISTIQUES DU MATCH PAR ÉQUIPE

### FRA 23 - 19 CRO

(11 - 9) (12 - 10)

Referees: (23) CHERNEGA I / (24) POLADENKO V (RUS)

#### CRO - Croatia

Players		Shots								Offence		Defence		Penalties				TP
No.	Name	G/S	%	6m	Wing	9m	7m	FB	BT	AS	TF	ST	BS	YC	2Min	RC	EX	
1	LOSERT Venio																	59:48
3	SULIC Renato										1							9:07
4	BALIC Ivano																	
5	DUVNJAK Domagoj	1/3	33			0/2			1/1	1	2							26:03
6	LACKOVIC Blazenko	3/11	27	1/1		2/10				4								43:33
9	VORI Igor	4/5	80	4/4				0/1		1	2	1	1					52:02
10	DOMINIKOVIC Davor													1				11:05
11	DZOMBA Mirza	5/5	100		1/1		4/4				1			1				59:53
13	HORVAT Zlatko																	
14	VUKOVIC Drago	2/6	33	1/1		0/3		1/2		3	1		1					37:51
19	METLICIC Petar	0/2	0			0/2				1	3					3	1	30:58
23	VUKIC Ljubo	2/4	50		2/4							1						52:07
24	VALCIC Tonci	2/3	67	1/1		1/1			0/1		2	1	1			1		37:21
25	ALILOVIC Mirko																	0:12
	Bench/Team													1				
<b>Totals</b>		19/39	49	7/7	3/5	3/18	4/4	1/3	1/2	10	12	3	3	3	4	1	0	

Goalkeepers		Total Shots		6m Shots		Wing Shots		9m Shots		7m Shots		Fast Breaks		Breakthroughs	
No.	Name	S/S	%	S/S	%	S/S	%	S/S	%	S/S	%	S/S	%	S/S	%
1	LOSERT Venio	8/30	27	2/14	14	1/2	50	2/3	67	0/2	0	2/6	33	1/3	33
25	ALILOVIC Mirko	0/1	0							0/1	0				
<b>Totals</b>		8/31	26	2/14	14	1/2	50	2/3	67	0/3	0	2/6	33	1/3	33

Team Shots	Goals	Saves	Missed	Post	Blocked	Total	%
6m Shots	7	0	0	0	0	7	100
Wing Shots	3	2	0	0	0	5	60
9m Shots	3	8	3	2	2	18	17
7m Shots	4	0	0	0	n/a	4	100
Fast Breaks	1	1	0	0	1	3	33
Breakthroughs	1	0	1	0	0	2	50
<b>Totals</b>	19	11	4	2	3	39	49

Number of Attacks: 47, Scoring Efficiency: 40%



**MATCH TEAM STATISTICS**  
 参赛队技术统计 / STATISTIQUES DU MATCH PAR ÉQUIPE

**FRA 23 - 19 CRO**  
 (11 - 9) (12 - 10)

Referees: (23) CHERNEGA I / (24) POLADENKO V (RUS)

**CRO - Croatia**

**Shots Distribution**

Players			Goals / Shots			
3 SULIC R	4 BALIC I	5 DUVNJAK D	6 LACKOVIC B	9 VORI I	10 DOMINIKOVIC D	11 DZOMBA M
			0/1 1/1	2/2 0/1		2/2
		1/1	0/1 2/3	2/2		1/1 2/2
		2-Missed	1-Missed 2-Post 1-Blocked			
13 HORVAT Z	14 VUKOVIC D	19 METLICIC P	23 VUKIC L	24 VALCIC T		
	1/1		1/2 0/1	1/1		
	0/2 1/1	0/1 0/1	1/1	1/1		
	2-Blocked		1-Missed			

Team	Offence	Defence	Goalkeepers																											
Goals / Shots			Saves / Shots																											
2/3 4/5 2/4 0/1 0/2 2/5 5/5 4/5 4-Missed 2-Post 3-Blocked			<table border="1"> <tr><td>0/2</td><td>2/4</td><td>1/3</td></tr> <tr><td></td><td></td><td>0/1</td></tr> <tr><td>1/6</td><td>3/5</td><td>1/10</td></tr> </table> <p>1 LOSERT V</p> <table border="1"> <tr><td>0/2</td><td>2/4</td><td>1/3</td></tr> <tr><td></td><td></td><td>0/1</td></tr> <tr><td>1/6</td><td>3/5</td><td>1/9</td></tr> </table> <p>25 ALILOVIC M</p> <table border="1"> <tr><td></td><td></td><td></td></tr> <tr><td></td><td></td><td></td></tr> <tr><td></td><td></td><td>0/1</td></tr> </table>	0/2	2/4	1/3			0/1	1/6	3/5	1/10	0/2	2/4	1/3			0/1	1/6	3/5	1/9									0/1
0/2	2/4	1/3																												
		0/1																												
1/6	3/5	1/10																												
0/2	2/4	1/3																												
		0/1																												
1/6	3/5	1/9																												
		0/1																												

Legend:							
%	Efficiency	2Min	2 Minute Suspensions	6m	6-metre Shots	7m	7-metre Shots
AS	Assists	BS	Blocked Shots	BT	Breakthroughs	EX	Exclusions
G/S	Goals/Shots	n/a	not applicable	RC	Red Cards	S/S	Saves/Shots
TF	Technical Faults	TP	Time Played	Wing	Wing Shots	YC	Yellow Cards
						9m	9-metre Shots
						FB	Fast Breaks
						ST	Steals



## RESULTS

比赛成绩 / RÉSULTATS

### BRA 29 - 22 CHN (14 - 10) (15 - 12)

Referees: (7) ELMOAMLI M / (8) SHABAN ALI S (EGY)

#### RUNNING SCORE

##### BRA - CHN

#### BRA - Brazil

Players		Shots								Penalties			
No.	Name	G/S	%	6m	Wing	9m	7m	FB	BT	YC	2Min	RC	EX
1	SANTOS Maik												
3	PACHECO FILHO Fernando	4/6	67	1/1		1/2	0/1	2/2					
5	ERTEL Carlos	0/3	0	0/3						1			
7	RUY Renato	1/1	100		1/1						1		
8	SOUZA Bruno	2/6	33	0/1		1/4			1/1				
9	BORTOLINI Leonardo	3/7	43	0/2		2/3	0/1		1/1				
10	JUSTINO Helio	5/6	83		1/2		2/2	2/2					
12	VASCONCELOS Alexandre												
13	LAUREANO Silvio	5/6	83	1/1	3/3			1/2					
14	SILVA Alexandre	1/4	25	1/4							1		
17	RIBEIRO Felipe	5/8	63	1/1	2/3		0/1	1/2	1/1				
18	SANTANA Bruno	3/4	75	0/1		1/1		1/1	1/1	1			
19	PIZZINATO Jardel									1	1		
28	OLIVEIRA Guilherme												
	Bench/Team												
	Totals	29/51	57	4/14	7/9	5/10	2/5	7/9	4/4	3	3	0	0

Goalkeepers		Saves							
No.	Name	S/S	%	6m	Wing	9m	7m	FB	BT
1	SANTOS Maik	16/32	50	4/8	2/2	9/16	1/1	0/3	0/2
12	VASCONCELOS Alexandre	2/8	25			1/4	0/1	1/3	
	Totals	18/40	45	4/8	2/2	10/20	1/2	1/6	0/2

#### CHN - China

Players		Shots								Penalties			
No.	Name	G/S	%	6m	Wing	9m	7m	FB	BT	YC	2Min	RC	EX
2	CUI Liang	4/6	67	3/5				1/1					
3	ZHU Jie	0/1	0	0/1									
5	YAN Liang	1/1	100					1/1			1		
6	CUI Lei	4/7	57			3/6		1/1					
7	ZHANG Ji	2/4	50	1/1		1/3				1			
8	ZHOU Xiaojian	1/2	50					1/2			1		
10	LI Hexin	0/2	0	0/1		0/1				1	1		
11	ZHANG Xing											1	
12	WANG Long												
14	TIAN Jianxia	2/3	67			1/2			1/1				
16	YE Qiang												
18	HAO Kexin	3/7	43	0/1		3/6							
19	MIAO Qing	3/9	33			2/8			1/1	1			
20	ZHU Wenxin	2/6	33	0/1	0/2		1/2	1/1					
	Bench/Team									1			
	Totals	22/48	46	4/10	0/2	10/26	1/2	5/6	2/2	4	4	0	0

Goalkeepers		Saves							
No.	Name	S/S	%	6m	Wing	9m	7m	FB	BT
12	WANG Long	2/5	40		1/1		1/1	0/1	0/2
16	YE Qiang	11/37	30	7/11	1/8	3/8	0/2	0/6	0/2
	Totals	13/42	31	7/11	2/9	3/8	1/3	0/7	0/4

1st Half	
RIBEIRO F	1 (2') 0
	1 (3') 1 HAO K
RIBEIRO F	2 (4') 1
	2 (7') 2 ZHANG J
	2 (8') 3 MIAO Q
SOUZA B	3 (10') 3
	3 (10') 4 CUI L
	3 (11') 5 HAO K
RUY R	4 (11') 5
RIBEIRO F	5 (13') 5
SANTANA B	6 (16') 5
SANTANA B	7 (18') 5
	7 (20') 6 CUI L
RIBEIRO F	8 (20') 6
SANTANA B	9 (21') 6
SILVA A	10 (23') 6
	10 (24') 7 CUI L
RIBEIRO F	11 (24') 7
	11 (25') 8 ZHANG J
PACHECO FILHO F	12 (27') 8
PACHECO FILHO F	13 (29') 8
	13 (29') 9 CUI L
	13 (30') 10 ZHU W
JUSTINO H	14 (30') 10

2nd Half	
JUSTINO H	15 (31') 10
PACHECO FILHO F	16 (35') 10
LAUREANO S	17 (35') 10
SOUZA B	18 (37') 10
JUSTINO H	19 (37') 10
PACHECO FILHO F	20 (38') 10
	20 (39') 11 CUI L
BORTOLINI L	21 (40') 11
	21 (42') 12 CUI L
	21 (43') 13 CUI L
LAUREANO S	22 (44') 13
BORTOLINI L	23 (45') 13
	23 (45') 14 HAO K
	23 (46') 15 CUI L
BORTOLINI L	24 (48') 15
	24 (50') 16 TIAN J
	24 (51') 17 ZHOU X
LAUREANO S	25 (52') 17
JUSTINO H	26 (52') 17
	26 (53') 18 MIAO Q
	26 (55') 19 TIAN J
JUSTINO H	27 (55') 19
LAUREANO S	28 (56') 19
	28 (57') 20 ZHU W
LAUREANO S	29 (58') 20
	29 (59') 21 YAN L
	29 (60') 22 MIAO Q

Legend:									
%	Efficiency	2Min	2 Minute Suspensions	6m	6-metre Shots	7m	7-metre Shots	9m	9-metre Shots
BT	Breakthroughs	EX	Exclusions	FB	Fast Breaks	G/S	Goals/Shots	RC	Red Cards
S/S	Saves/Shots	Wing	Wing Shots	YC	Yellow Cards				



## MATCH TEAM STATISTICS

参赛队技术统计 / STATISTIQUES DU MATCH PAR ÉQUIPE

### BRA 29 - 22 CHN

(14 - 10) (15 - 12)

Referees: (7) ELMOAMLI M / (8) SHABAN ALI S (EGY)

#### BRA - Brazil

Players		Shots								Offence		Defence		Penalties				TP
No.	Name	G/S	%	6m	Wing	9m	7m	FB	BT	AS	TF	ST	BS	YC	2Min	RC	EX	
1	SANTOS Maik									3								49:55
3	PACHECO FILHO Fernando	4/6	67	1/1		1/2	0/1	2/2		4								50:16
5	ERTEL Carlos	0/3	0	0/3						1	3			1				17:32
7	RUY Renato	1/1	100		1/1					1	3				1			40:06
8	SOUZA Bruno	2/6	33	0/1		1/4			1/1	1	2							14:48
9	BORTOLINI Leonardo	3/7	43	0/2		2/3	0/1		1/1	3								23:23
10	JUSTINO Helio	5/6	83		1/2		2/2	2/2										29:38
12	VASCONCELOS Alexandre																	10:05
13	LAUREANO Silvio	5/6	83	1/1	3/3			1/2		1								25:02
14	SILVA Alexandre	1/4	25	1/4							1				1			35:07
17	RIBEIRO Felipe	5/8	63	1/1	2/3		0/1	1/2	1/1	1		2						31:48
18	SANTANA Bruno	3/4	75	0/1		1/1		1/1	1/1	3		1		1				50:29
19	PIZZINATO Jardel										1		1	1	1			24:48
28	OLIVEIRA Guilherme											1						17:03
	Bench/Team																	
<b>Totals</b>		29/51	57	4/14	7/9	5/10	2/5	7/9	4/4	18	11	4	1	3	3	0	0	

Goalkeepers		Total Shots		6m Shots		Wing Shots		9m Shots		7m Shots		Fast Breaks		Breakthroughs	
No.	Name	S/S	%	S/S	%	S/S	%	S/S	%	S/S	%	S/S	%	S/S	%
1	SANTOS Maik	16/32	50	4/8	50	2/2	100	9/16	56	1/1	100	0/3	0	0/2	0
12	VASCONCELOS Alexandre	2/8	25					1/4	25	0/1	0	1/3	33		
<b>Totals</b>		18/40	45	4/8	50	2/2	100	10/20	50	1/2	50	1/6	17	0/2	0

Team Shots	Goals	Saves	Missed	Post	Blocked	Total	%
6m Shots	4	7	1	2	0	14	29
Wing Shots	7	2	0	0	0	9	78
9m Shots	5	3	2	0	0	10	50
7m Shots	2	1	2	0	n/a	5	40
Fast Breaks	7	0	0	2	0	9	78
Breakthroughs	4	0	0	0	0	4	100
<b>Totals</b>	29	13	5	4	0	51	57

Number of Attacks: 56, Scoring Efficiency: 52%





**OSC GYMNASIUM**  
 奥体中心体育馆  
 GYMNASE DU CSO

SAT 星期六 SAM  
 16 AUG 2008  
 9:00

**HANDBALL**  
 手球 / HANDBALL

**MEN**  
 男子项目 / HOMMES

**PRELIMINARY GROUP A - MATCH 19**  
 预赛A组 - 第19场 / PRÉLIMINAIRE GROUPE A - MATCH 19



**MATCH TEAM STATISTICS**  
 参赛队技术统计 / STATISTIQUES DU MATCH PAR ÉQUIPE

**BRA 29 - 22 CHN**  
 (14 - 10) (15 - 12)

Referees: (7) ELMOAMLI M / (8) SHABAN ALI S (EGY)

**BRA - Brazil**

**Shots Distribution**

Players			Goals / Shots			
3 PACHECO FILHO F	5 ERTEL C	7 RUY R	8 SOUZA B	9 BORTOLINI L	10 JUSTINO H	13 LAUREANO S
2/3				3/3		2/2
						1/1
						1/1
1-Missed	1-Missed 1-Post		1-Missed	1-Missed		1-Post
14 SILVA A	17 RIBEIRO F	18 SANTANA B	19 PIZZINATO J	28 OLIVEIRA G		
1-Post	1-Missed 1-Post					

Team	Offence	Defence	Goalkeepers
Goals / Shots			Saves / Shots
6/7	4/4 Breakthroughs	2/2 Breakthroughs	0/4
1/1	1/2	5/8	4/7
4/4	0/1	0/2	3/7
5-Missed 4-Post	3/11	2/11	1 SANTOS M
	3/7	4/8	0/2
	2/5 7m	3/7	0/1
	0/1	0/0	4/7
	2/2	1/2 7m	2/4
	7/9 Fast Breaks	0/0	12 VASCONCELOS A
		0/0	0/2
			1/3
			0/2



## MATCH TEAM STATISTICS

参赛队技术统计 / STATISTIQUES DU MATCH PAR ÉQUIPE

### BRA 29 - 22 CHN

(14 - 10) (15 - 12)

Referees: (7) ELMOAMLI M / (8) SHABAN ALI S (EGY)

#### CHN - China

Players		Shots								Offence		Defence		Penalties			TP	
No.	Name	G/S	%	6m	Wing	9m	7m	FB	BT	AS	TF	ST	BS	YC	2Min	RC	EX	
2	CUI Liang	4/6	67	3/5				1/1										57:45
3	ZHU Jie	0/1	0	0/1							1							14:17
5	YAN Liang	1/1	100					1/1								1		19:11
6	CUI Lei	4/7	57			3/6		1/1			2							34:09
7	ZHANG Ji	2/4	50	1/1		1/3				2				1				18:27
8	ZHOU Xiaojian	1/2	50					1/2		1						1		21:06
10	LI Hexin	0/2	0	0/1		0/1								1	1			25:51
11	ZHANG Xing															1		19:22
12	WANG Long										1							9:06
14	TIAN Jianxia	2/3	67			1/2			1/1	1	1							14:43
16	YE Qiang									2								50:54
18	HAO Kexin	3/7	43	0/1		3/6				1	4							36:04
19	MIAO Qing	3/9	33			2/8			1/1		3	1		1				58:12
20	ZHU Wenxin	2/6	33	0/1	0/2		1/2	1/1				1						40:53
	Bench/Team													1				
<b>Totals</b>		22/48	46	4/10	0/2	10/26	1/2	5/6	2/2	7	12	2	0	4	4	0	0	

Goalkeepers		Total Shots		6m Shots		Wing Shots		9m Shots		7m Shots		Fast Breaks		Breakthroughs	
No.	Name	S/S	%	S/S	%	S/S	%	S/S	%	S/S	%	S/S	%	S/S	%
12	WANG Long	2/5	40			1/1	100			1/1	100	0/1	0	0/2	0
16	YE Qiang	11/37	30	7/11	64	1/8	13	3/8	38	0/2	0	0/6	0	0/2	0
<b>Totals</b>		13/42	31	7/11	64	2/9	22	3/8	38	1/3	33	0/7	0	0/4	0

Team Shots	Goals	Saves	Missed	Post	Blocked	Total	%
6m Shots	4	4	2	0	0	10	40
Wing Shots	0	2	0	0	0	2	0
9m Shots	10	10	2	3	1	26	38
7m Shots	1	1	0	0	n/a	2	50
Fast Breaks	5	1	0	0	0	6	83
Breakthroughs	2	0	0	0	0	2	100
<b>Totals</b>	22	18	4	3	1	48	46

Number of Attacks: 56, Scoring Efficiency: 39%



**MATCH TEAM STATISTICS**

参赛队技术统计 / STATISTIQUES DU MATCH PAR ÉQUIPE

**BRA 29 - 22 CHN**  
 (14 - 10) (15 - 12)

Referees: (7) ELMOAMLI M / (8) SHABAN ALI S (EGY)

**CHN - China**

**Shots Distribution**

Players			Goals / Shots																	
<b>2 CUI L</b>			<b>3 ZHU J</b>			<b>5 YAN L</b>			<b>6 CUI L</b>			<b>7 ZHANG J</b>			<b>8 ZHOU X</b>			<b>10 LI H</b>		
1/1	1/1								1/1							0/1				
1/1		0/1		0/1					1/1		1/1			0/2						
1/1								1/1		1/1			1/1	1/1	1/1			0/1		
1-Missed									2-Missed 1-Post						1-Post					
<b>11 ZHANG X</b>			<b>14 TIAN J</b>			<b>18 HAO K</b>			<b>19 MIAO Q</b>			<b>20 ZHU W</b>								
			1/1					1/2	1/1					0/1						
					1/1	1/1		0/1	0/2		0/1	0/2		1/1						
					0/1		0/1	1/1	1/2		1/1	1/2								
			1-Missed						1-Post 1-Blocked											

**Team**

**Offence**

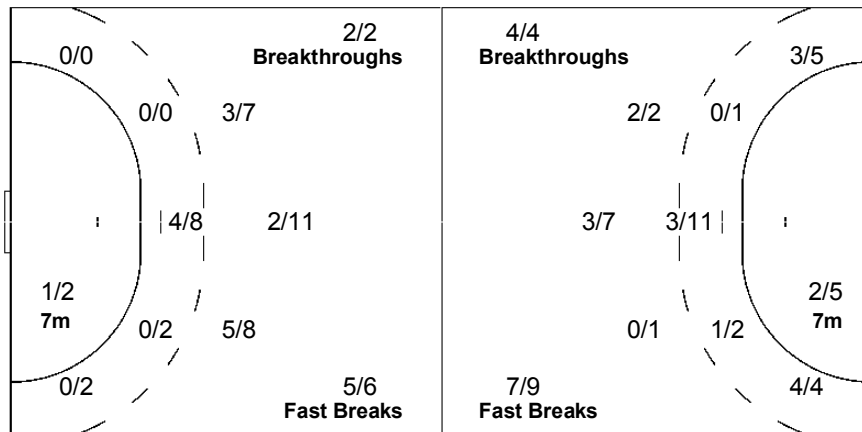
**Defence**

**Goalkeepers**

Goals / Shots

4/4	1/2	1/3
3/7	0/1	3/8
4/7	2/3	4/5

4-Missed 3-Post 1-Blocked



Saves / Shots

1/7	0/1	0/2
0/1		5/9
0/4	2/5	5/13

**12 WANG L**

0/1		1/2
		1/2

**16 YE Q**

1/7	0/1	0/2
		4/7
0/4	2/5	4/11

Legend:		
%	Efficiency	<b>2Min</b> 2 Minute Suspensions
<b>AS</b>	Assists	<b>6m</b> 6-metre Shots
<b>G/S</b>	Goals/Shots	<b>BT</b> Breakthroughs
<b>TF</b>	Technical Faults	<b>RC</b> Red Cards
		<b>Wing</b> Wing Shots
		<b>7m</b> 7-metre Shots
		<b>EX</b> Exclusions
		<b>S/S</b> Saves/Shots
		<b>YC</b> Yellow Cards
		<b>9m</b> 9-metre Shots
		<b>FB</b> Fast Breaks
		<b>ST</b> Steals
		<b>n/a</b> not applicable
		<b>TP</b> Time Played



## RESULTS

比赛成绩 / RÉSULTATS

### FRA 28 - 21 ESP

(16 - 10) (12 - 11)

Referees: (13) LEMME F / (14) ULLRICH B (GER)

#### RUNNING SCORE

##### FRA - ESP

#### FRA - France

No.	Name	Shots								Penalties			
		G/S	%	6m	Wing	9m	7m	FB	BT	YC	2Min	RC	EX
3	DINART Didier									1	1		
4	BURDET Cedric	2/6	33	1/1		1/4		0/1		1			
5	GILLE Guillaume	2/6	33	2/2		0/3		0/1					
6	GILLE Bertrand	6/8	75	5/7				1/1		1	1		
8	NARCISSE Daniel	5/7	71	2/2		2/4		1/1					
11	GIRAULT Olivier	1/3	33					1/3					
12	KARABOUE Daouda												
13	KARABATIC Nikola	5/12	42	1/2	0/1	3/8			1/1				
14	KEMPE Christophe												
16	OMEYER Thierry	0/1	0					0/1					
18	ABATI Joel												
19	ABALO Luc	3/5	60		1/3			1/1	1/1		1		
21	GUIGOU Michael	4/5	80		1/2		1/1	2/2					
26	PATY Cedric												
	Bench/Team												
	Totals	28/53	53	11/14	2/6	6/19	1/1	6/11	2/2	3	3	0	0

No.	Name	Saves							
		S/S	%	6m	Wing	9m	7m	FB	BT
12	KARABOUE Daouda	1/2	50				1/2		
16	OMEYER Thierry	13/33	39	3/8	1/2	9/13	0/3	0/3	0/4
	Totals	14/35	40	3/8	1/2	9/13	1/5	0/3	0/4

#### ESP - Spain

No.	Name	Shots								Penalties			
		G/S	%	6m	Wing	9m	7m	FB	BT	YC	2Min	RC	EX
1	HOMBRADOS Jose Javier												
2	ENTRERRIOS Alberto	1/6	17	0/1		1/4			0/1		1		
4	ROCAS Albert	1/4	25		0/3			1/1					
5	ENTRERRIOS Raul	1/3	33			1/3							
6	GARABAYA Ruben	1/1	100					1/1		1			
7	PRIETO Carlos	2/3	67	2/3						1			
8	BELAUSTEGUI Jon	1/1	100			1/1				1	2		
11	LOZANO Demetrio	1/5	20	1/1		0/4							
15	DAVIS David												
16	BARRUFET David												
17	GARCIA Juan	7/8	88		1/1		4/5	1/1	1/1				
18	ROMERO Iker	3/12	25	1/3		0/7			2/2				
21	MALMAGRO Cristian	3/4	75	1/1		1/2			1/1				
27	TOMAS Victor												
	Bench/Team												
	Totals	21/47	45	5/9	1/4	4/21	4/5	3/3	4/5	3	3	0	0

No.	Name	Saves							
		S/S	%	6m	Wing	9m	7m	FB	BT
1	HOMBRADOS Jose Javier								
16	BARRUFET David	13/39	33	3/14	2/4	7/13	0/1	1/5	0/2
	Totals	13/41	32	3/14	2/4	7/13	0/1	1/7	0/2

1st Half	
GILLE B	1 (5') 0
	1 (5') 1 MALMAGRO C
	1 (6') 2 MALMAGRO C
GUIGOU M	2 (7') 2
ABALO L	3 (8') 2
GILLE B	4 (10') 2
GUIGOU M	5 (11') 2
ABALO L	6 (12') 2
GILLE B	7 (12') 2
GUIGOU M	8 (13') 2
	8 (16') 3 BELAUSTEGUI J
NARCISSE D	9 (17') 3
	9 (18') 4 ROCAS A
GUIGOU M	10 (18') 4
	10 (19') 5 PRIETO C
BURDET C	11 (20') 5
	11 (21') 6 ENTRERRIOS R
NARCISSE D	12 (21') 6
	12 (22') 7 GARCIA J
	12 (23') 8 GARCIA J
ABALO L	13 (24') 8
	13 (24') 9 MALMAGRO C
	13 (27') 10 GARCIA J
NARCISSE D	14 (27') 10
GILLE B	15 (28') 10
KARABATIC N	16 (29') 10

2nd Half	
	16 (32') 11 LOZANO D
	16 (33') 12 ENTRERRIOS A
	16 (34') 13 GARABAYA R
GILLE G	17 (35') 13
GILLE B	18 (37') 13
GILLE B	19 (40') 13
NARCISSE D	20 (42') 13
	20 (45') 14 PRIETO C
KARABATIC N	21 (45') 14
	21 (46') 15 GARCIA J
KARABATIC N	22 (47') 15
	22 (47') 16 ROMERO I
	22 (48') 17 GARCIA J
KARABATIC N	23 (49') 17
	23 (49') 18 ROMERO I
KARABATIC N	24 (50') 18
	24 (52') 19 ROMERO I
NARCISSE D	25 (53') 19
	25 (54') 20 GARCIA J
	25 (55') 21 GARCIA J
GILLE G	26 (56') 21
BURDET C	27 (60') 21
GIRAULT O	28 (60') 21

Legend:									
%	Efficiency	2Min	2 Minute Suspensions	6m	6-metre Shots	7m	7-metre Shots	9m	9-metre Shots
BT	Breakthroughs	EX	Exclusions	FB	Fast Breaks	G/S	Goals/Shots	RC	Red Cards
S/S	Saves/Shots	Wing	Wing Shots	YC	Yellow Cards				



## MATCH TEAM STATISTICS

参赛队技术统计 / STATISTIQUES DU MATCH PAR ÉQUIPE

**FRA 28 - 21 ESP**

(16 - 10) (12 - 11)

Referees: (13) LEMME F / (14) ULLRICH B (GER)

### FRA - France

No.	Name	Shots								Offence		Defence		Penalties				TP
		G/S	%	6m	Wing	9m	7m	FB	BT	AS	TF	ST	BS	YC	2Min	RC	EX	
3	DINART Didier											2	4	1	1			29:05
4	BURDET Cedric	2/6	33	1/1		1/4		0/1		2	1	1		1				36:18
5	GILLE Guillaume	2/6	33	2/2		0/3		0/1		2	1	2	3					33:41
6	GILLE Bertrand	6/8	75	5/7				1/1		2				1	1			44:25
8	NARCISSE Daniel	5/7	71	2/2		2/4		1/1		2								44:26
11	GIRAULT Olivier	1/3	33					1/3										15:38
12	KARABOUE Daouda																	0:25
13	KARABATIC Nikola	5/12	42	1/2	0/1	3/8			1/1	6	2	1	1					47:18
14	KEMPE Christophe										2							4:47
16	OMEYER Thierry	0/1	0					0/1		1								59:35
18	ABATI Joel																	15:38
19	ABALO Luc	3/5	60		1/3			1/1	1/1	1	3	1			1			44:22
21	GUIGOU Michael	4/5	80		1/2		1/1	2/2		1	1	1						44:22
26	PATY Cedric																	
	Bench/Team																	
<b>Totals</b>		28/53	53	11/14	2/6	6/19	1/1	6/11	2/2	17	10	8	8	3	3	0	0	

No.	Name	Total Shots		6m Shots		Wing Shots		9m Shots		7m Shots		Fast Breaks		Breakthroughs	
		S/S	%	S/S	%	S/S	%	S/S	%	S/S	%	S/S	%	S/S	%
12	KARABOUE Daouda	1/2	50							1/2	50				
16	OMEYER Thierry	13/33	39	3/8	38	1/2	50	9/13	69	0/3	0	0/3	0	0/4	0
<b>Totals</b>		14/35	40	3/8	38	1/2	50	9/13	69	1/5	20	0/3	0	0/4	0

Team Shots	Goals	Saves	Missed	Post	Blocked	Total	%
6m Shots	11	3	0	0	0	14	79
Wing Shots	2	2	1	1	0	6	33
9m Shots	6	7	2	3	1	19	32
7m Shots	1	0	0	0	n/a	1	100
Fast Breaks	6	1	4	0	0	11	55
Breakthroughs	2	0	0	0	0	2	100
<b>Totals</b>	28	13	7	4	1	53	53

Number of Attacks: 58, Scoring Efficiency: 48%



**MATCH TEAM STATISTICS**  
 参赛队技术统计 / STATISTIQUES DU MATCH PAR ÉQUIPE

**FRA 28 - 21 ESP**  
 (16 - 10) (12 - 11)

Referees: (13) LEMME F / (14) ULLRICH B (GER)

**FRA - France**

**Shots Distribution**

Players			Goals / Shots			
3 DINART D	4 BURDET C	5 GILLE G	6 GILLE B	8 NARCISSE D	11 GIRAULT O	13 KARABATIC N
	1/1		1/1 1/1	0/1		1/1 0/1
	1/1	1/1 1/1	0/1			1/1
	0/1 0/2	0/1	2/2 1/2 1/1	2/2 1/1	2/3	0/1 3/5
	1-Blocked 2-Missed 1-Post			2-Missed		1-Missed 2-Post
14 KEMPE C	18 ABATI J	19 ABALO L	21 GUIGOU M	26 PATY C		
		1/1	1/1 2/2			
		1/2				
		1/1	1/1			
		1-Missed	1-Post			

Team	Offence	Defence	Goalkeepers																																	
Goals / Shots			Saves / Shots																																	
<table border="1"> <tr><td>3/4</td><td>1/2</td><td>4/4</td></tr> <tr><td>3/4</td><td></td><td>4/6</td></tr> <tr><td>5/6</td><td>2/5</td><td>6/10</td></tr> </table> <p>7-Missed 4-Post 1-Blocked</p>	3/4	1/2	4/4	3/4		4/6	5/6	2/5	6/10			<table border="1"> <tr><td>2/3</td><td>2/2</td><td>0/2</td></tr> <tr><td>3/6</td><td>2/2</td><td>1/2</td></tr> <tr><td>0/8</td><td>1/3</td><td>3/7</td></tr> </table> <p>12 KARABOUE D</p> <table border="1"> <tr><td>1/1</td><td></td><td></td></tr> <tr><td></td><td>0/1</td><td></td></tr> </table> <p>16 OMEYER T</p> <table border="1"> <tr><td>2/3</td><td>2/2</td><td>0/2</td></tr> <tr><td>2/5</td><td>2/2</td><td>1/2</td></tr> <tr><td>0/8</td><td>1/2</td><td>3/7</td></tr> </table>	2/3	2/2	0/2	3/6	2/2	1/2	0/8	1/3	3/7	1/1				0/1		2/3	2/2	0/2	2/5	2/2	1/2	0/8	1/2	3/7
3/4	1/2	4/4																																		
3/4		4/6																																		
5/6	2/5	6/10																																		
2/3	2/2	0/2																																		
3/6	2/2	1/2																																		
0/8	1/3	3/7																																		
1/1																																				
	0/1																																			
2/3	2/2	0/2																																		
2/5	2/2	1/2																																		
0/8	1/2	3/7																																		



## MATCH TEAM STATISTICS

参赛队技术统计 / STATISTIQUES DU MATCH PAR ÉQUIPE

**FRA 28 - 21 ESP**

(16 - 10) (12 - 11)

Referees: (13) LEMME F / (14) ULLRICH B (GER)

### ESP - Spain

No.	Name	Shots								Offence		Defence		Penalties			TP	
		G/S	%	6m	Wing	9m	7m	FB	BT	AS	TF	ST	BS	YC	2Min	RC		EX
1	HOMBRADOS Jose Javier																	
2	ENTRERRIOS Alberto	1/6	17	0/1		1/4			0/1	3	5				1			40:14
4	ROCAS Albert	1/4	25		0/3			1/1		1		1						48:44
5	ENTRERRIOS Raul	1/3	33			1/3				1	3	2						29:56
6	GARABAYA Ruben	1/1	100					1/1		1	1	1	1					32:58
7	PRIETO Carlos	2/3	67	2/3						3	2	1		1				42:33
8	BELAUSTEGUI Jon	1/1	100			1/1					2			1	2			15:55
11	LOZANO Demetrio	1/5	20	1/1		0/4												23:37
15	DAVIS David																	4:28
16	BARRUFET David																	57:17
17	GARCIA Juan	7/8	88		1/1		4/5	1/1	1/1	2								60:00
18	ROMERO Iker	3/12	25	1/3		0/7			2/2	1	2	1						29:51
21	MALMAGRO Cristian	3/4	75	1/1		1/2			1/1		2							25:39
27	TOMAS Victor										1							8:48
	Bench/Team																	
<b>Totals</b>		21/47	45	5/9	1/4	4/21	4/5	3/3	4/5	12	18	6	1	3	3	0	0	

No.	Name	Total Shots		6m Shots		Wing Shots		9m Shots		7m Shots		Fast Breaks		Breakthroughs	
		S/S	%	S/S	%	S/S	%	S/S	%	S/S	%	S/S	%	S/S	%
1	HOMBRADOS Jose Javier														
16	BARRUFET David	13/39	33	3/14	21	2/4	50	7/13	54	0/1	0	1/5	20	0/2	0
<b>Totals</b>		13/41	32	3/14	21	2/4	50	7/13	54	0/1	0	1/7	14	0/2	0

Team Shots	Goals	Saves	Missed	Post	Blocked	Total	%
6m Shots	5	3	1	0	0	9	56
Wing Shots	1	1	0	2	0	4	25
9m Shots	4	9	1	0	7	21	19
7m Shots	4	1	0	0	n/a	5	80
Fast Breaks	3	0	0	0	0	3	100
Breakthroughs	4	0	0	1	0	5	80
<b>Totals</b>	21	14	2	3	7	47	45

Number of Attacks: 57, Scoring Efficiency: 37%



**OSC GYMNASIUM**  
 奥体中心体育馆  
 GYMNASE DU CSO

SAT 星期六 SAM  
 16 AUG 2008  
 14:00

**HANDBALL**  
 手球 / HANDBALL

**MEN**  
 男子项目 / HOMMES

**PRELIMINARY GROUP A - MATCH 21**  
 预赛A组 - 第21场 / PRÉLIMINAIRE GROUPE A - MATCH 21



**MATCH TEAM STATISTICS**

参赛队技术统计 / STATISTIQUES DU MATCH PAR ÉQUIPE

**FRA 28 - 21 ESP**  
 (16 - 10) (12 - 11)

Referees: (13) LEMME F / (14) ULLRICH B (GER)

**ESP - Spain**

**Shots Distribution**

Players			Goals / Shots			
2 ENTRERRIOS A	4 ROCAS A	5 ENTRERRIOS R	6 GARABAYA R	7 PRIETO C	8 BELAUSTEGUI J	11 LOZANO D
0/1	0/1	0/1	1/1	1/1	1/1	0/1
1/1	1/1	1/1	1/1	0/1	1/1	0/1
0/2						
1-Post	1-Blocked	2-Post	1-Blocked			2-Blocked
15 DAVIS D	17 GARCIA J	18 ROMERO I	21 MALMAGRO C	27 TOMAS V		
	1/1	1/2				
	0/1	0/1	0/1			
	2/2	2/2	2/2	1/1		
		2-Missed	3-Blocked			

Team	Offence	Defence	Goalkeepers
Goals / Shots			Saves / Shots
1/3	4/5 Breakthroughs	2/2 Breakthroughs	1/4
0/2	0/3	3/6	1/2
2/2	2/4	6/6	0/4
3/6	1/2	3/12	2/6
0/2	3/17	3/4	1/6
1/2	2/4	0/1	3/5
8/8	1/1	2/4	4/10
2-Missed	0/2	1/1 7m	
3-Post	3/3 Fast Breaks	6/11 Fast Breaks	1 HOMBRADOS JJ
7-Blocked			
			16 BARRUFET D
			1/4
			1/2
			0/4
			1/4
			2/5
			1/6
			3/4
			4/10

Legend:			
%	Efficiency	2Min	2 Minute Suspensions
AS	Assists	BS	Blocked Shots
G/S	Goals/Shots	n/a	not applicable
TF	Technical Faults	TP	Time Played
6m	6-metre Shots	BT	Breakthroughs
7m	7-metre Shots	RC	Red Cards
9m	9-metre Shots	Wing	Wing Shots
		EX	Exclusions
		S/S	Saves/Shots
		YC	Yellow Cards
		FB	Fast Breaks
		ST	Steals





**RESULTS**  
比赛成绩 / RÉSULTATS  
**CRO 24 - 27 POL**  
(12 - 13) (12 - 14)

Referees: (5) GJEDING M / (6) HANSEN M (DEN)

**RUNNING SCORE**

**CRO - POL**

**CRO - Croatia**

Players		Shots								Penalties			
No.	Name	G/S	%	6m	Wing	9m	7m	FB	BT	YC	2Min	RC	EX
1	LOSERT Venio												
3	SULIC Renato	1/1	100	1/1						1			
5	DUVNJAK Domagoj	5/10	50	2/2		0/5		2/2	1/1				
6	LACKOVIC Blazenko	0/3	0			0/3							
9	VORI Igor	1/2	50	0/1	1/1								
10	DOMINIKOVIC Davor												
11	DZOMBA Mirza	7/10	70	1/1	0/2		3/4	3/3					
13	HORVAT Zlatko												
14	VUKOVIC Drago	3/7	43	1/1		2/6				1	1		
17	SPREM Goran	1/1	100					1/1					
19	METLICIC Petar	2/8	25			1/7			1/1	1			
24	VALCIC Tonci	4/8	50	1/1		3/7					1		
25	ALILOVIC Mirko												
	Bench/Team												
Totals		24/50	48	6/7	1/3	6/28	3/4	6/6	2/2	3	2	0	0

Goalkeepers		Saves							
No.	Name	S/S	%	6m	Wing	9m	7m	FB	BT
1	LOSERT Venio	6/17	35	0/3	1/2	4/5	0/1	1/5	0/1
25	ALILOVIC Mirko	7/23	30	2/4	0/2	4/9	0/2	1/5	0/1
Totals		13/40	33	2/7	1/4	8/14	0/3	2/10	0/2

**POL - Poland**

Players		Shots								Penalties			
No.	Name	G/S	%	6m	Wing	9m	7m	FB	BT	YC	2Min	RC	EX
1	SZMAL Slawomir												
2	JASZKA Bartlomiej	3/3	100	1/1		1/1			1/1				
3	LIJEWSKI Krzysztof	3/5	60			2/4		1/1					
5	JACHLEWSKI Mateusz	1/1	100					1/1			1		
6	TKACZYK Grzegorz					0/3				1			
8	BIELECKI Karol	0/3	0										
9	SIODMIAK Artur										1		
13	JURECKI Bartosz	3/4	75	3/4									
14	JURASIK Mariusz	5/8	63	1/1	2/3			2/4					
15	JURECKI Michal	2/6	33	0/1		1/2		1/3					
16	WICHARY Marcin												
19	TLUCZYNSKI Tomasz	7/9	78		1/1	0/1	3/3	3/4					
22	LIJEWSKI Marcin	3/6	50			2/5			1/1	1			
28	PIWKO Pawel												
	Bench/Team												
Totals		27/45	60	5/7	3/4	6/16	3/3	8/13	2/2	2	2	0	0

Goalkeepers		Saves							
No.	Name	S/S	%	6m	Wing	9m	7m	FB	BT
1	SZMAL Slawomir	0/1	0				0/1		
16	WICHARY Marcin	15/38	39	1/7	2/3	11/17	1/3	0/6	0/2
Totals		15/39	38	1/7	2/3	11/17	1/4	0/6	0/2

1st Half	
0 (1') 1	TLUCZYNSKI T
DZOMBA M 1 (2') 1	
VUKOVIC D 2 (3') 1	
SPREM G 3 (4') 1	
VALCIC T 4 (5') 1	
4 (6') 2	TLUCZYNSKI T
DZOMBA M 5 (7') 2	
DZOMBA M 6 (8') 2	
6 (8') 3	LIJEWSKI M
DUVNJAK D 7 (9') 3	
7 (10') 4	TLUCZYNSKI T
7 (11') 5	LIJEWSKI M
7 (13') 6	JURECKI B
7 (14') 7	TLUCZYNSKI T
7 (16') 8	JURECKI M
7 (17') 9	LIJEWSKI K
DZOMBA M 8 (17') 9	
8 (20') 10	LIJEWSKI K
8 (23') 11	JURASIK M
VALCIC T 9 (23') 11	
9 (25') 12	LIJEWSKI K
VUKOVIC D 10 (25') 12	
DZOMBA M 11 (28') 12	
DUVNJAK D 12 (29') 12	
12 (29') 13	TLUCZYNSKI T

2nd Half	
12 (31') 14	JURECKI B
DUVNJAK D 13 (32') 14	
13 (33') 15	LIJEWSKI M
VUKOVIC D 14 (34') 15	
DZOMBA M 15 (34') 15	
VALCIC T 16 (36') 15	
16 (37') 16	JURASIK M
DUVNJAK D 17 (38') 16	
17 (39') 17	JURECKI B
DZOMBA M 18 (40') 17	
SULIC R 19 (41') 17	
19 (42') 18	TLUCZYNSKI T
DUVNJAK D 20 (42') 18	
20 (43') 19	TLUCZYNSKI T
20 (47') 20	JURASIK M
20 (48') 21	JURECKI M
20 (49') 22	JASZKA B
METLICIC P 21 (50') 22	
21 (52') 23	JASZKA B
VALCIC T 22 (53') 23	
22 (53') 24	JURASIK M
METLICIC P 23 (57') 24	
23 (59') 25	JASZKA B
23 (60') 26	JACHLEWSKI M
VORI I 24 (60') 26	
24 (60') 27	JURASIK M

<b>Legend:</b>	<b>%</b> Efficiency	<b>2Min</b> 2 Minute Suspensions	<b>6m</b> 6-metre Shots	<b>7m</b> 7-metre Shots	<b>9m</b> 9-metre Shots
<b>BT</b> Breakthroughs	<b>EX</b> Exclusions	<b>FB</b> Fast Breaks	<b>G/S</b> Goals/Shots	<b>RC</b> Red Cards	
<b>S/S</b> Saves/Shots	<b>Wing</b> Wing Shots	<b>YC</b> Yellow Cards			



## MATCH TEAM STATISTICS

参赛队技术统计 / STATISTIQUES DU MATCH PAR ÉQUIPE

### CRO 24 - 27 POL

(12 - 13) (12 - 14)

Referees: (5) GJEDING M / (6) HANSEN M (DEN)

#### CRO - Croatia

Players		Shots								Offence		Defence		Penalties			TP	
No.	Name	G/S	%	6m	Wing	9m	7m	FB	BT	AS	TF	ST	BS	YC	2Min	RC	EX	
1	LOSERT Venio										1							23:27
3	SULIC Renato	1/1	100	1/1										1				17:20
5	DUVNJAK Domagoj	5/10	50	2/2		0/5		2/2	1/1	1	1	1						38:49
6	LACKOVIC Blazenko	0/3	0			0/3					1							13:40
9	VORI Igor	1/2	50	0/1	1/1					3	2	1						31:15
10	DOMINIKOVIC Davor										1	1						17:34
11	DZOMBA Mirza	7/10	70	1/1	0/2		3/4	3/3		2	1	2						49:52
13	HORVAT Zlatko										1							10:08
14	VUKOVIC Drago	3/7	43	1/1		2/6				1			1	1	1			37:06
17	SPREM Goran	1/1	100					1/1		1								57:15
19	METLICIC Petar	2/8	25			1/7			1/1		4			1				36:15
24	VALCIC Tonci	4/8	50	1/1		3/7				2	1				1			50:46
25	ALILOVIC Mirko									1								36:33
	Bench/Team																	
<b>Totals</b>		24/50	48	6/7	1/3	6/28	3/4	6/6	2/2	11	13	5	1	3	2	0	0	

Goalkeepers		Total Shots		6m Shots		Wing Shots		9m Shots		7m Shots		Fast Breaks		Breakthroughs	
No.	Name	S/S	%	S/S	%	S/S	%	S/S	%	S/S	%	S/S	%	S/S	%
1	LOSERT Venio	6/17	35	0/3	0	1/2	50	4/5	80	0/1	0	1/5	20	0/1	0
25	ALILOVIC Mirko	7/23	30	2/4	50	0/2	0	4/9	44	0/2	0	1/5	20	0/1	0
<b>Totals</b>		13/40	33	2/7	29	1/4	25	8/14	57	0/3	0	2/10	20	0/2	0

Team Shots	Goals	Saves	Missed	Post	Blocked	Total	%
6m Shots	6	1	0	0	0	7	86
Wing Shots	1	2	0	0	0	3	33
9m Shots	6	11	4	1	6	28	21
7m Shots	3	1	0	0	n/a	4	75
Fast Breaks	6	0	0	0	0	6	100
Breakthroughs	2	0	0	0	0	2	100
<b>Totals</b>	24	15	4	1	6	50	48

Number of Attacks: 59, Scoring Efficiency: 41%



**OSC GYMNASIUM**  
 奥体中心体育馆  
 GYMNASE DU CSO

SAT 星期六 SAM  
 16 AUG 2008  
 19:00

**HANDBALL**  
 手球 / HANDBALL

**MEN**  
 男子项目 / HOMMES

**PRELIMINARY GROUP A - MATCH 23**  
 预赛A组 - 第23场 / PRÉLIMINAIRE GROUPE A - MATCH 23



**MATCH TEAM STATISTICS**  
 参赛队技术统计 / STATISTIQUES DU MATCH PAR ÉQUIPE

**CRO 24 - 27 POL**  
 (12 - 13) (12 - 14)

Referees: (5) GJEDING M / (6) HANSEN M (DEN)

**CRO - Croatia**

**Shots Distribution**

Players			Goals / Shots			
3 SULIC R	5 DUVNJAK D	6 LACKOVIC B	9 VORII	10 DOMINIKOVIC D	11 DZOMBA M	13 HORVAT Z
0/1	0/1 3/3	0/1	1/1 0/1		1/1 0/2 1/2	
1/1	2/2	0/1			2/2 3/3	
	1-Missed 2-Blocked	1-Missed 1-Post				
14 VUKOVIC D	17 SPREM G	19 METLICIC P	24 VALCIC T			
0/1 1/1 2/2	1/1	0/1 0/1 1/1 1/2	1/1 1/1 2/5			
2-Missed 1-Blocked		2-Blocked	1-Blocked			

Team	Offence	Defence	Goalkeepers
Goals / Shots			Saves / Shots
2/5 1/5 5/6 4-Missed 1-Post 6-Blocked			1/4 0/1 2/4 3/5 2/3 1/10 1/4 3/9  1 LOSERT V 0/2 0/1 1/1 1/2 1/1 1/5 0/1 2/4  25 ALILOVIC M 1/2 1/3 2/3 1/2 0/5 1/3 1/5



## MATCH TEAM STATISTICS

参赛队技术统计 / STATISTIQUES DU MATCH PAR ÉQUIPE

### CRO 24 - 27 POL

(12 - 13) (12 - 14)

Referees: (5) GJEDING M / (6) HANSEN M (DEN)

#### POL - Poland

No.	Name	Shots								Offence		Defence		Penalties			TP	
		G/S	%	6m	Wing	9m	7m	FB	BT	AS	TF	ST	BS	YC	2Min	RC		EX
1	SZMAL Sławomir																	0:20
2	JASZKA Bartłomiej	3/3	100	1/1		1/1			1/1	4	1	2						31:47
3	LIJEWSKI Krzysztof	3/5	60			2/4		1/1		3	3	1						38:49
5	JACHLEWSKI Mateusz	1/1	100					1/1							1			8:27
6	TKACZYK Grzegorz									1	3		1	1				29:12
8	BIELECKI Karol	0/3	0			0/3												7:16
9	SIODMIAK Artur									1	1		1		1			35:20
13	JURECKI Bartosz	3/4	75	3/4						1	2							23:33
14	JURASIK Mariusz	5/8	63	1/1	2/3			2/4		1								52:13
15	JURECKI Michał	2/6	33	0/1		1/2		1/3		1	5	1	4					52:58
16	WICHARY Marcin											1						59:40
19	TLUCZYŃSKI Tomasz	7/9	78		1/1	0/1	3/3	3/4										50:58
22	LIJEWSKI Marcin	3/6	50			2/5			1/1	4	2			1				21:59
28	PIWKO Paweł										1							7:28
	Bench/Team																	
<b>Totals</b>		27/45	60	5/7	3/4	6/16	3/3	8/13	2/2	16	18	5	6	2	2	0	0	

No.	Name	Total Shots		6m Shots		Wing Shots		9m Shots		7m Shots		Fast Breaks		Breakthroughs	
		S/S	%	S/S	%	S/S	%	S/S	%	S/S	%	S/S	%	S/S	%
1	SZMAL Sławomir	0/1	0							0/1	0				
16	WICHARY Marcin	15/38	39	1/7	14	2/3	67	11/17	65	1/3	33	0/6	0	0/2	0
<b>Totals</b>		15/39	38	1/7	14	2/3	67	11/17	65	1/4	25	0/6	0	0/2	0

Team Shots	Goals	Saves	Missed	Post	Blocked	Total	%
6m Shots	5	2	0	0	0	7	71
Wing Shots	3	1	0	0	0	4	75
9m Shots	6	8	0	1	1	16	38
7m Shots	3	0	0	0	n/a	3	100
Fast Breaks	8	2	2	1	0	13	62
Breakthroughs	2	0	0	0	0	2	100
<b>Totals</b>	27	13	2	2	1	45	60

Number of Attacks: 60, Scoring Efficiency: 45%



**MATCH TEAM STATISTICS**  
 参赛队技术统计 / STATISTIQUES DU MATCH PAR ÉQUIPE

**CRO 24 - 27 POL**  
 (12 - 13) (12 - 14)

Referees: (5) GJEDING M / (6) HANSEN M (DEN)

**POL - Poland**

**Shots Distribution**

Players			Goals / Shots																	
<b>2 JASZKA B</b>			<b>3 LIJEWSKI K</b>			<b>5 JACHLEWSKI M</b>			<b>6 TKACZYK G</b>			<b>8 BIELECKI K</b>			<b>9 SIODMIAK A</b>			<b>13 JURECKI B</b>		
1/1			1/1		0/1							0/1		0/1				1/2		
1/1			1/2																	
		1/1	1/1			1/1													1/1	1/1
1-Blocked																				
<b>14 JURASIK M</b>			<b>15 JURECKI M</b>			<b>19 TLUCZYNSKI T</b>			<b>22 LIJEWSKI M</b>			<b>28 PIWKO P</b>								
	1/1	1/1						1/2												
			0/1					1/2												
2/2	1/1	0/1	1/2		1/1	1/1	1/1	3/3	3/3	0/1	0/2									
1-Missed 1-Post			1-Missed 1-Post																	

Team	Offence	Defence	Goalkeepers																																				
Goals / Shots			Saves / Shots																																				
<table border="1"> <tr><td>3/4</td><td>1/1</td><td>2/4</td></tr> <tr><td>2/5</td><td></td><td>1/3</td></tr> <tr><td>9/10</td><td>3/4</td><td>6/9</td></tr> </table> <p>2-Missed 2-Post 1-Blocked</p>	3/4	1/1	2/4	2/5		1/3	9/10	3/4	6/9			<table border="1"> <tr><td>3/5</td><td></td><td>0/1</td></tr> <tr><td>4/5</td><td>1/1</td><td>2/7</td></tr> <tr><td>1/6</td><td>0/2</td><td>4/12</td></tr> </table> <p>1 SZMAL S</p> <table border="1"> <tr><td>0/1</td><td></td><td></td></tr> <tr><td></td><td></td><td></td></tr> <tr><td></td><td></td><td></td></tr> </table> <p>16 WICHARY M</p> <table border="1"> <tr><td>3/4</td><td></td><td>0/1</td></tr> <tr><td>4/5</td><td>1/1</td><td>2/7</td></tr> <tr><td>1/6</td><td>0/2</td><td>4/12</td></tr> </table>	3/5		0/1	4/5	1/1	2/7	1/6	0/2	4/12	0/1									3/4		0/1	4/5	1/1	2/7	1/6	0/2	4/12
3/4	1/1	2/4																																					
2/5		1/3																																					
9/10	3/4	6/9																																					
3/5		0/1																																					
4/5	1/1	2/7																																					
1/6	0/2	4/12																																					
0/1																																							
3/4		0/1																																					
4/5	1/1	2/7																																					
1/6	0/2	4/12																																					

<b>Legend:</b>	<b>%</b> Efficiency	<b>2Min</b> 2 Minute Suspensions	<b>6m</b> 6-metre Shots	<b>7m</b> 7-metre Shots	<b>9m</b> 9-metre Shots
<b>AS</b> Assists	<b>BS</b> Blocked Shots	<b>BT</b> Breakthroughs	<b>EX</b> Exclusions	<b>FB</b> Fast Breaks	<b>ST</b> Steals
<b>G/S</b> Goals/Shots	<b>n/a</b> not applicable	<b>RC</b> Red Cards	<b>S/S</b> Saves/Shots	<b>YC</b> Yellow Cards	
<b>TF</b> Technical Faults	<b>TP</b> Time Played	<b>Wing</b> Wing Shots			



## RESULTS

比赛成绩 / RÉSULTATS

### ESP 36 - 35 BRA

(20 - 17) (16 - 18)

Referees: (19) BAUM M / (20) GORALCZYK M (POL)

#### ESP - Spain

Players		Shots								Penalties			
No.	Name	G/S	%	6m	Wing	9m	7m	FB	BT	YC	2Min	RC	EX
1	HOMBRADOS Jose Javier												
2	ENTRERRIOS Alberto	6/9	67	2/2		0/2		1/1	3/4				
4	ROCAS Albert	4/6	67		3/3		0/1	1/2					
5	ENTRERRIOS Raul												
6	GARABAYA Ruben	3/5	60	2/4				1/1					
7	PRIETO Carlos	2/2	100	2/2						1	3	1	
8	BELAUSTEGUI Jon									1	1		
11	LOZANO Demetrio	0/2	0			0/2							
15	DAVIS David												
16	BARRUFET David												
17	GARCIA Juan	4/6	67	1/1	2/2		1/2		0/1				
18	ROMERO Iker	8/11	73		1/1	2/4		2/2	3/4	1			
21	MALMAGRO Cristian	7/8	88	4/5					3/3				
27	TOMAS Victor	2/3	67		1/1			1/2					
	Bench/Team												
	Totals	36/52	69	11/14	7/7	2/8	1/3	6/8	9/12	3	4	1	0

Goalkeepers		Saves							
No.	Name	S/S	%	6m	Wing	9m	7m	FB	BT
1	HOMBRADOS Jose Javier	7/24	29	2/8	0/2	2/10	1/2	1/1	1/1
16	BARRUFET David	8/26	31	1/7		4/12		3/7	
	Totals	15/50	30	3/15	0/2	6/22	1/2	4/8	1/1

#### BRA - Brazil

Players		Shots								Penalties			
No.	Name	G/S	%	6m	Wing	9m	7m	FB	BT	YC	2Min	RC	EX
1	SANTOS Maik												
3	PACHECO FILHO Fernando	12/19	63	3/3		8/13	1/1	0/1	0/1	1			
5	ERTEL Carlos	3/6	50	3/6									
7	RUY Renato	2/2	100		2/2					1			
8	SOUZA Bruno	6/13	46			6/13							
9	BORTOLINI Leonardo	0/2	0			0/2							
10	JUSTINO Helio	2/4	50				0/1	2/3					
12	VASCONCELOS Alexandre												
13	LAUREANO Silvio	0/1	0					0/1					
14	SILVA Alexandre	4/4	100	4/4									
17	RIBEIRO Felipe	4/5	80	2/2				2/3					
18	SANTANA Bruno	2/4	50			2/4							
19	PIZZINATO Jardel									1	3	1	
28	OLIVEIRA Guilherme												
	Bench/Team												
	Totals	35/60	58	12/15	2/2	16/32	1/2	4/8	0/1	3	3	1	0

Goalkeepers		Saves							
No.	Name	S/S	%	6m	Wing	9m	7m	FB	BT
1	SANTOS Maik	12/42	29	2/13	0/5	4/6	1/1	2/6	3/11
12	VASCONCELOS Alexandre	0/6	0		0/2		0/1	0/2	0/1
	Totals	12/48	25	2/13	0/7	4/6	1/2	2/8	3/12

#### RUNNING SCORE

##### ESP - BRA

1st Half	
ROMERO I	1 (1') 0
	1 (3') 1 ERTTEL C
	1 (4') 2 RIBEIRO F
ENTRERRIOS A	2 (5') 2
	2 (6') 3 PACHECO FILHO F
ROCAS A	3 (6') 3
	3 (7') 4 PACHECO FILHO F
	3 (8') 5 PACHECO FILHO F
MALMAGRO C	4 (8') 5
	4 (8') 6 RIBEIRO F
ENTRERRIOS A	5 (9') 6
	5 (10') 7 PACHECO FILHO F
GARABAYA R	6 (10') 7
	6 (11') 8 RUY R
ROCAS A	7 (11') 8
ENTRERRIOS A	8 (12') 8
	8 (14') 9 PACHECO FILHO F
PRIETO C	9 (14') 9
MALMAGRO C	10 (16') 9
	10 (16') 10 RUY R
ROMERO I	11 (17') 10
ROMERO I	12 (18') 10
PRIETO C	13 (18') 10
ENTRERRIOS A	14 (19') 10
	14 (20') 11 SANTANA B
	14 (21') 12 ERTTEL C
ROMERO I	15 (22') 12
	15 (23') 13 PACHECO FILHO F
ROMERO I	16 (23') 13
	16 (24') 14 PACHECO FILHO F
GARABAYA R	17 (25') 14
	17 (27') 15 PACHECO FILHO F
	17 (28') 16 SOUZA B
ROCAS A	18 (28') 16
	18 (29') 17 SANTANA B
MALMAGRO C	19 (30') 17
ENTRERRIOS A	20 (30') 17
2nd Half	
ROMERO I	21 (31') 17
ROMERO I	22 (32') 17
GARABAYA R	23 (32') 17
GARCIA J	24 (33') 17
GARCIA J	25 (34') 17
	25 (35') 18 SOUZA B
GARCIA J	26 (35') 18
	26 (36') 19 SOUZA B
	26 (37') 20 JUSTINO H
TOMAS V	27 (37') 20
	27 (37') 21 SOUZA B
ENTRERRIOS A	28 (38') 21
	28 (38') 22 SILVA A
	28 (39') 23 SILVA A
ROMERO I	29 (41') 23
	29 (42') 24 PACHECO FILHO F
MALMAGRO C	30 (42') 24
ROCAS A	31 (43') 24
	31 (44') 25 SOUZA B
	31 (45') 26 JUSTINO H
	31 (46') 27 SILVA A
GARCIA J	32 (46') 27
	32 (47') 28 PACHECO FILHO F
MALMAGRO C	33 (49') 28
	33 (50') 29 SILVA A
TOMAS V	34 (51') 29
	34 (52') 30 PACHECO FILHO F
MALMAGRO C	35 (52') 30
	35 (53') 31 ERTTEL C
	35 (54') 32 SOUZA B
MALMAGRO C	36 (54') 32
	36 (55') 33 PACHECO FILHO F
	36 (60') 34 RIBEIRO F
	36 (60') 35 RIBEIRO F



**OSC GYMNASIUM**  
 奥体中心体育馆  
 GYMNASE DU CSO

MON 星期一 LUN  
 18 AUG 2008  
 10:45

**HANDBALL**  
 手球 / HANDBALL

**MEN**  
 男子项目 / HOMMES

**PRELIMINARY GROUP A - MATCH 26**  
 预赛A组 - 第26场 / PRÉLIMINAIRE GROUPE A - MATCH 26



**RESULTS**  
 比赛成绩 / RÉSULTATS

<b>Legend:</b>									
%	Efficiency	<b>2Min</b>	2 Minute Suspensions	<b>6m</b>	6-metre Shots	<b>7m</b>	7-metre Shots	<b>9m</b>	9-metre Shots
<b>BT</b>	Breakthroughs	<b>EX</b>	Exclusions	<b>FB</b>	Fast Breaks	<b>G/S</b>	Goals/Shots	<b>RC</b>	Red Cards
<b>S/S</b>	Saves/Shots	<b>Wing</b>	Wing Shots	<b>YC</b>	Yellow Cards				



## MATCH TEAM STATISTICS

参赛队技术统计 / STATISTIQUES DU MATCH PAR ÉQUIPE

### ESP 36 - 35 BRA

(20 - 17) (16 - 18)

Referees: (19) BAUM M / (20) GORALCZYK M (POL)

### ESP - Spain

No.	Name	Shots								Offence		Defence		Penalties				TP
		G/S	%	6m	Wing	9m	7m	FB	BT	AS	TF	ST	BS	YC	2Min	RC	EX	
1	HOMBRADOS Jose Javier																	30:00
2	ENTRERRIOS Alberto	6/9	67	2/2		0/2		1/1	3/4	4	2	1	2					42:43
4	ROCAS Albert	4/6	67		3/3		0/1	1/2		1								32:37
5	ENTRERRIOS Raul																	9:27
6	GARABAYA Ruben	3/5	60	2/4				1/1		1	1		2					49:59
7	PRIETO Carlos	2/2	100	2/2							1			1	3	1		24:00
8	BELAUSTEGUI Jon									1	2	1		1	1			28:07
11	LOZANO Demetrio	0/2	0			0/2				1		1	2					18:33
15	DAVIS David																	10:45
16	BARRUFET David																	30:00
17	GARCIA Juan	4/6	67	1/1	2/2		1/2		0/1	2								50:08
18	ROMERO Iker	8/11	73		1/1	2/4		2/2	3/4	4	3		1	1				43:26
21	MALMAGRO Cristian	7/8	88	4/5					3/3	4	2							28:33
27	TOMAS Victor	2/3	67		1/1			1/2										21:42
	Bench/Team										1							
<b>Totals</b>		36/52	69	11/14	7/7	2/8	1/3	6/8	9/12	18	12	3	7	3	4	1	0	

No.	Name	Total Shots		6m Shots		Wing Shots		9m Shots		7m Shots		Fast Breaks		Breakthroughs	
		S/S	%	S/S	%	S/S	%	S/S	%	S/S	%	S/S	%	S/S	%
1	HOMBRADOS Jose Javier	7/24	29	2/8	25	0/2	0	2/10	20	1/2	50	1/1	100	1/1	100
16	BARRUFET David	8/26	31	1/7	14			4/12	33			3/7	43		
<b>Totals</b>		15/50	30	3/15	20	0/2	0	6/22	27	1/2	50	4/8	50	1/1	100

Team Shots	Goals	Saves	Missed	Post	Blocked	Total	%
6m Shots	11	2	0	1	0	14	79
Wing Shots	7	0	0	0	0	7	100
9m Shots	2	4	1	1	0	8	25
7m Shots	1	1	0	1	n/a	3	33
Fast Breaks	6	2	0	0	0	8	75
Breakthroughs	9	3	0	0	0	12	75
<b>Totals</b>	36	12	1	3	0	52	69

Number of Attacks: 62, Scoring Efficiency: 58%





**OSC GYMNASIUM**  
 奥体中心体育馆  
 GYMNASE DU CSO

MON 星期一 LUN  
 18 AUG 2008  
 10:45

**HANDBALL**  
 手球 / HANDBALL

**MEN**  
 男子项目 / HOMMES

**PRELIMINARY GROUP A - MATCH 26**  
 预赛A组 - 第26场 / PRÉLIMINAIRE GROUPE A - MATCH 26



**MATCH TEAM STATISTICS**

参赛队技术统计 / STATISTIQUES DU MATCH PAR ÉQUIPE

**ESP 36 - 35 BRA**  
 (20 - 17) (16 - 18)

Referees: (19) BAUM M / (20) GORALCZYK M (POL)

**ESP - Spain**

**Shots Distribution**

Players			Goals / Shots			
2 ENTRERRIOS A	4 ROCAS A	5 ENTRERRIOS R	6 GARABAYA R	7 PRIETO C	8 BELAUSTEGUI J	11 LOZANO D
0/1	1/1		1/1			
	2/2					
2/3	1/1		1/1	0/1		0/1
1-Missed	1-Post		1-Post			1-Post
15 DAVIS D	17 GARCIA J	18 ROMERO I	21 MALMAGRO C	27 TOMAS V		
	1/1		0/1	2/2	1/1	
	1/1	1/1	0/1	1/1	2/2	
	1/3	1/1	3/4	2/3	2/2	
			1/1			1/1
						0/1

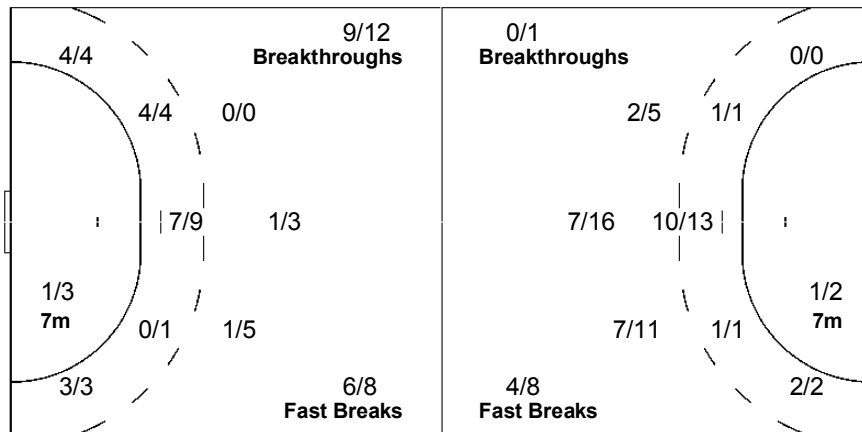
**Team**

Goals / Shots

1/3	4/4	2/2
4/4	0/1	6/6
6/8	8/13	5/7

1-Missed 3-Post

**Offence**



**Defence**

**Goalkeepers**

Saves / Shots

1/6	2/2	1/4
2/3	3/3	1/2
1/11	1/3	3/16

**1 HOMBRADOS JJ**

1/3	1/1	0/1
	1/1	0/1
0/5	1/3	3/9

**16 BARRUFET D**

0/3	1/1	1/3
2/3	2/2	1/1
1/6		0/7



## MATCH TEAM STATISTICS

参赛队技术统计 / STATISTIQUES DU MATCH PAR ÉQUIPE

### ESP 36 - 35 BRA

(20 - 17) (16 - 18)

Referees: (19) BAUM M / (20) GORALCZYK M (POL)

#### BRA - Brazil

Players		Shots								Offence		Defence		Penalties				TP
No.	Name	G/S	%	6m	Wing	9m	7m	FB	BT	AS	TF	ST	BS	YC	2Min	RC	EX	
1	SANTOS Maik																	55:21
3	PACHECO FILHO Fernando	12/19	63	3/3		8/13	1/1	0/1	0/1	7	3	2		1				53:49
5	ERTEL Carlos	3/6	50	3/6							1							23:20
7	RUY Renato	2/2	100		2/2									1				51:24
8	SOUZA Bruno	6/13	46			6/13				4	2							38:25
9	BORTOLINI Leonardo	0/2	0			0/2					1							8:51
10	JUSTINO Helio	2/4	50				0/1	2/3										30:13
12	VASCONCELOS Alexandre																	4:39
13	LAUREANO Silvio	0/1	0					0/1										14:43
14	SILVA Alexandre	4/4	100	4/4														28:21
17	RIBEIRO Felipe	4/5	80	2/2				2/3				1						33:02
18	SANTANA Bruno	2/4	50			2/4				6	1							49:27
19	PIZZINATO Jardel													1	3	1		11:03
28	OLIVEIRA Guilherme										2	2						17:22
	Bench/Team																	
<b>Totals</b>		35/60	58	12/15	2/2	16/32	1/2	4/8	0/1	17	11	5	0	3	3	1	0	

Goalkeepers		Total Shots		6m Shots		Wing Shots		9m Shots		7m Shots		Fast Breaks		Breakthroughs	
No.	Name	S/S	%	S/S	%	S/S	%	S/S	%	S/S	%	S/S	%	S/S	%
1	SANTOS Maik	12/42	29	2/13	15	0/5	0	4/6	67	1/1	100	2/6	33	3/11	27
12	VASCONCELOS Alexandre	0/6	0			0/2	0			0/1	0	0/2	0	0/1	0
<b>Totals</b>		12/48	25	2/13	15	0/7	0	4/6	67	1/2	50	2/8	25	3/12	25

Team Shots	Goals	Saves	Missed	Post	Blocked	Total	%
6m Shots	12	3	0	0	0	15	80
Wing Shots	2	0	0	0	0	2	100
9m Shots	16	6	3	0	7	32	50
7m Shots	1	1	0	0	n/a	2	50
Fast Breaks	4	4	0	0	0	8	50
Breakthroughs	0	1	0	0	0	1	0
<b>Totals</b>	35	15	3	0	7	60	58

Number of Attacks: 62, Scoring Efficiency: 56%



**OSC GYMNASIUM**  
 奥体中心体育馆  
 GYMNASE DU CSO

MON 星期一 LUN  
 18 AUG 2008  
 10:45

**HANDBALL**  
 手球 / HANDBALL

**MEN**  
 男子项目 / HOMMES

**PRELIMINARY GROUP A - MATCH 26**  
 预赛A组 - 第26场 / PRÉLIMINAIRE GROUPE A - MATCH 26



**MATCH TEAM STATISTICS**

参赛队技术统计 / STATISTIQUES DU MATCH PAR ÉQUIPE

**ESP 36 - 35 BRA**  
 (20 - 17) (16 - 18)

Referees: (19) BAUM M / (20) GORALCZYK M (POL)

**BRA - Brazil**

**Shots Distribution**

Players			Goals / Shots																	
<b>3 PACHECO FILHO F</b>			<b>5 ERTEL C</b>			<b>7 RUY R</b>			<b>8 SOUZA B</b>			<b>9 BORTOLINI L</b>			<b>10 JUSTINO H</b>			<b>13 LAUREANO S</b>		
4/5		1/1			1/1				1/1							0/1	1/2			0/1
	0/1		0/1		1/1				0/1		0/1		0/1							
2/2	1/1	4/6	1/1	0/1	0/1			2/2	3/3		2/2	0/1					1/1			
3-Blocked									3-Missed 2-Blocked											
<b>14 SILVA A</b>			<b>17 RIBEIRO F</b>			<b>18 SANTANA B</b>			<b>19 PIZZINATO J</b>			<b>28 OLIVEIRA G</b>								
1/1				0/1																
1/1		2/2	2/2		2/2	1/1	1/1													
						2-Blocked														

Team	Offence	Defence	Goalkeepers																																										
Goals / Shots			Saves / Shots																																										
<table border="1"> <tr><td>5/6</td><td>0/2</td><td>3/4</td></tr> <tr><td>1/3</td><td>0/3</td><td>1/2</td></tr> <tr><td>10/11</td><td>2/3</td><td>13/16</td></tr> </table> 3-Missed 7-Blocked	5/6	0/2	3/4	1/3	0/3	1/2	10/11	2/3	13/16			<table border="1"> <tr><td>2/3</td><td>0/4</td><td>0/2</td></tr> <tr><td>0/4</td><td>1/1</td><td>0/6</td></tr> <tr><td>2/8</td><td>5/13</td><td>2/7</td></tr> </table> <table border="1"> <tr><td colspan="3"><b>1 SANTOS M</b></td></tr> <tr><td>2/3</td><td>0/3</td><td>0/2</td></tr> <tr><td>0/3</td><td>1/1</td><td>0/6</td></tr> <tr><td>2/7</td><td>5/12</td><td>2/5</td></tr> </table> <table border="1"> <tr><td colspan="3"><b>12 VASCONCELOS A</b></td></tr> <tr><td></td><td>0/1</td><td></td></tr> <tr><td>0/1</td><td></td><td></td></tr> <tr><td>0/1</td><td>0/1</td><td>0/2</td></tr> </table>	2/3	0/4	0/2	0/4	1/1	0/6	2/8	5/13	2/7	<b>1 SANTOS M</b>			2/3	0/3	0/2	0/3	1/1	0/6	2/7	5/12	2/5	<b>12 VASCONCELOS A</b>				0/1		0/1			0/1	0/1	0/2
5/6	0/2	3/4																																											
1/3	0/3	1/2																																											
10/11	2/3	13/16																																											
2/3	0/4	0/2																																											
0/4	1/1	0/6																																											
2/8	5/13	2/7																																											
<b>1 SANTOS M</b>																																													
2/3	0/3	0/2																																											
0/3	1/1	0/6																																											
2/7	5/12	2/5																																											
<b>12 VASCONCELOS A</b>																																													
	0/1																																												
0/1																																													
0/1	0/1	0/2																																											

<b>Legend:</b>	<b>%</b> Efficiency	<b>2Min</b> 2 Minute Suspensions	<b>6m</b> 6-metre Shots	<b>7m</b> 7-metre Shots	<b>9m</b> 9-metre Shots
<b>AS</b> Assists	<b>BS</b> Blocked Shots	<b>BT</b> Breakthroughs	<b>EX</b> Exclusions	<b>FB</b> Fast Breaks	
<b>G/S</b> Goals/Shots	<b>n/a</b> not applicable	<b>RC</b> Red Cards	<b>S/S</b> Saves/Shots	<b>ST</b> Steals	
<b>TF</b> Technical Faults	<b>TP</b> Time Played	<b>Wing</b> Wing Shots	<b>YC</b> Yellow Cards		





## RESULTS

比赛成绩 / RÉSULTATS

### CRO 33 - 22 CHN

(17 - 13) (16 - 9)

Referees: (15) KARBAS-CHI M / (16) KOLAHDOUZAN M (IRI)

#### RUNNING SCORE

##### CRO - CHN

#### CRO - Croatia

Players		Shots								Penalties			
No.	Name	G/S	%	6m	Wing	9m	7m	FB	BT	YC	2Min	RC	EX
1	LOSERT Venio												
3	SULIC Renato	4/6	67	3/5				1/1					
4	BALIC Ivano	0/2	0			0/2							
5	DUVNJAK Domagoj	3/3	100				1/1		2/2				
6	LACKOVIC Blazenko	2/4	50	1/1		1/2		0/1					
9	VORI Igor	5/6	83	3/3				2/3		1	1		
10	DOMINIKOVIC Davor	2/2	100	1/1				1/1		1			
11	DZOMBA Mirza	2/5	40		0/3			2/2					
13	HORVAT Zlatko	3/4	75		1/1	0/1		2/2					
14	VUKOVIC Drago	1/1	100	1/1							2		
17	SPREM Goran	8/13	62	1/2	3/6			3/4	1/1				
19	METLICIC Petar	1/2	50	1/1					0/1				
24	VALCIC Tonci	2/2	100					1/1	1/1				
25	ALILOVIC Mirko												
Bench/Team													
Totals		33/50	66	11/14	4/10	1/5	1/1	12/15	4/5	2	3	0	0

#### Goalkeepers

Goalkeepers		Saves							
No.	Name	S/S	%	6m	Wing	9m	7m	FB	BT
1	LOSERT Venio	4/17	24	2/4	0/2	2/7	0/1	0/2	0/1
25	ALILOVIC Mirko	6/15	40	1/2	1/1	3/8		1/3	0/1
Totals		10/32	31	3/6	1/3	5/15	0/1	1/5	0/2

#### CHN - China

Players		Shots								Penalties			
No.	Name	G/S	%	6m	Wing	9m	7m	FB	BT	YC	2Min	RC	EX
2	CUI Liang	2/4	50	1/3				1/1			1		
3	ZHU Jie												
5	YAN Liang	2/3	67					2/3					
6	CUI Lei	1/4	25			1/4							
7	ZHANG Ji	4/6	67			3/5			1/1				
8	ZHOU Xiaojian									1			
10	LI Hexin	1/4	25		1/1	0/3							
11	ZHANG Xing	0/2	0	0/1	0/1					1		1	
12	WANG Long												
14	TIAN Jianxia	2/5	40			1/4			1/1				
16	YE Qiang												
18	HAO Kexin	6/12	50	1/1		4/10		1/1		1			
19	MIAO Qing	2/7	29	1/1		1/6							
20	ZHU Wenxin	2/2	100		1/1		1/1						
Bench/Team													
Totals		22/49	45	3/6	2/3	10/32	1/1	4/5	2/2	3	1	1	0

#### Goalkeepers

Goalkeepers		Saves							
No.	Name	S/S	%	6m	Wing	9m	7m	FB	BT
12	WANG Long								
16	YE Qiang	8/41	20	1/12	2/6	1/2	0/1	3/15	1/5
Totals		8/41	20	1/12	2/6	1/2	0/1	3/15	1/5

1st Half	
0 (2')	1 ZHU W
0 (2')	2 HAO K
0 (4')	3 CUI L
LACKOVIC B	1 (4') 3
1 (5')	4 MIAO Q
LACKOVIC B	2 (5') 4
DZOMBA M	3 (6') 4
3 (7')	5 HAO K
VORI I	4 (8') 5
4 (9')	6 ZHANG J
4 (10')	7 ZHU W
4 (11')	8 YAN L
VORI I	5 (12') 8
5 (12')	9 ZHANG J
5 (14')	10 HAO K
VALCIC T	6 (15') 10
6 (15')	11 CUI L
VORI I	7 (16') 11
VORI I	8 (17') 11
8 (18')	12 HAO K
SPREM G	9 (18') 12
9 (19')	13 LI H
METLICIC P	10 (21') 13
SPREM G	11 (22') 13
SULIC R	12 (23') 13
DZOMBA M	13 (24') 13
DOMINIKOVIC D	14 (25') 13
SPREM G	15 (27') 13
SPREM G	16 (29') 13
SPREM G	17 (30') 13

#### 2nd Half

17 (31')	14 TIAN J
DUVNJAK D	18 (33') 14
SPREM G	19 (35') 14
19 (36')	15 CUI L
SULIC R	20 (37') 15
DUVNJAK D	21 (38') 15
21 (39')	16 TIAN J
SPREM G	22 (40') 16
DUVNJAK D	23 (41') 16
VUKOVIC D	24 (43') 16
SULIC R	25 (46') 16
VORI I	26 (46') 16
26 (47')	17 HAO K
26 (48')	18 HAO K
SPREM G	27 (49') 18
27 (50')	19 ZHANG J
HORVAT Z	28 (51') 19
SULIC R	29 (52') 19
DOMINIKOVIC D	30 (53') 19
HORVAT Z	31 (55') 19
31 (56')	20 MIAO Q
VALCIC T	32 (57') 20
32 (57')	21 ZHANG J
32 (58')	22 YAN L
HORVAT Z	33 (60') 22

#### Legend:

%	Efficiency	2Min	2 Minute Suspensions	6m	6-metre Shots	7m	7-metre Shots	9m	9-metre Shots
BT	Breakthroughs	EX	Exclusions	FB	Fast Breaks	G/S	Goals/Shots	RC	Red Cards
S/S	Saves/Shots	Wing	Wing Shots	YC	Yellow Cards				



## MATCH TEAM STATISTICS

参赛队技术统计 / STATISTIQUES DU MATCH PAR ÉQUIPE

### CRO 33 - 22 CHN

(17 - 13) (16 - 9)

Referees: (15) KARBAS-CHI M / (16) KOLAHDOUZAN M (IRI)

#### CRO - Croatia

Players		Shots								Offence		Defence		Penalties				TP
No.	Name	G/S	%	6m	Wing	9m	7m	FB	BT	AS	TF	ST	BS	YC	2Min	RC	EX	
1	LOSERT Venio									2								30:00
3	SULIC Renato	4/6	67	3/5				1/1		1								20:40
4	BALIC Ivano	0/2	0			0/2				2								12:02
5	DUVNJAK Domagoj	3/3	100				1/1		2/2	2	2							10:52
6	LACKOVIC Blazenko	2/4	50	1/1		1/2		0/1		1	2	2						34:16
9	VORI Igor	5/6	83	3/3				2/3		1	2		4	1	1			39:24
10	DOMINIKOVIC Davor	2/2	100	1/1				1/1		2	1	3	4	1				38:21
11	DZOMBA Mirza	2/5	40		0/3			2/2		1	1							30:00
13	HORVAT Zlatko	3/4	75		1/1	0/1		2/2		1	2							30:00
14	VUKOVIC Drago	1/1	100	1/1						2	1				2			19:23
17	SPREM Goran	8/13	62	1/2	3/6			3/4	1/1	1								58:41
19	METLICIC Petar	1/2	50	1/1					0/1	6	1							40:37
24	VALCIC Tonci	2/2	100					1/1	1/1	2	2	1						25:44
25	ALILOVIC Mirko																	30:00
	Bench/Team																	
<b>Totals</b>		33/50	66	11/14	4/10	1/5	1/1	12/15	4/5	24	14	6	8	2	3	0	0	

Goalkeepers		Total Shots		6m Shots		Wing Shots		9m Shots		7m Shots		Fast Breaks		Breakthroughs	
No.	Name	S/S	%	S/S	%	S/S	%	S/S	%	S/S	%	S/S	%	S/S	%
1	LOSERT Venio	4/17	24	2/4	50	0/2	0	2/7	29	0/1	0	0/2	0	0/1	0
25	ALILOVIC Mirko	6/15	40	1/2	50	1/1	100	3/8	38			1/3	33	0/1	0
<b>Totals</b>		10/32	31	3/6	50	1/3	33	5/15	33	0/1	0	1/5	20	0/2	0

Team Shots	Goals	Saves	Missed	Post	Blocked	Total	%
6m Shots	11	1	1	1	0	14	79
Wing Shots	4	2	0	4	0	10	40
9m Shots	1	1	1	2	0	5	20
7m Shots	1	0	0	0	n/a	1	100
Fast Breaks	12	3	0	0	0	15	80
Breakthroughs	4	1	0	0	0	5	80
<b>Totals</b>	33	8	2	7	0	50	66

Number of Attacks: 59, Scoring Efficiency: 56%



**OSC GYMNASIUM**  
 奥体中心体育馆  
 GYMNASE DU CSO

MON 星期一 LUN  
 18 AUG 2008  
 15:45

**HANDBALL**  
 手球 / HANDBALL

**MEN**  
 男子项目 / HOMMES

**PRELIMINARY GROUP A - MATCH 28**  
 预赛A组 - 第28场 / PRÉLIMINAIRE GROUPE A - MATCH 28



**MATCH TEAM STATISTICS**

参赛队技术统计 / STATISTIQUES DU MATCH PAR ÉQUIPE

**CRO 33 - 22 CHN**

(17 - 13) (16 - 9)

Referees: (15) KARBAS-CHI M / (16) KOLAHDOUZAN M (IRI)

**CRO - Croatia**

**Shots Distribution**

Players			Goals / Shots			
3 SULIC R	4 BALIC I	5 DUVNJAK D	6 LACKOVIC B	9 VORI I	10 DOMINIKOVIC D	11 DZOMBA M
2/2			1/1	1/3	0/1	1/1
		3/3		3/3	2/2	1/1
1-Missed 1-Post	1-Missed 1-Post					2-Post
13 HORVAT Z	14 VUKOVIC D	17 SPREM G	19 METLICIC P	24 VALCIC T		
	1/1	0/1	2/2			1/1
		3/4	1/2		1/2	
		2/2				1/1
1-Post		2-Post				

Team	Offence	Defence	Goalkeepers
Goals / Shots			Saves / Shots
0/1	4/5 Breakthroughs	2/2 Breakthroughs	2/2
2/2	12/15 Fast Breaks	4/5 Fast Breaks	2/3
2/3			1/9
7/9			2/2
4/8			1/2
10/10			1/7
8/8			1/2
2-Missed 7-Post			0/5
			1 LOSERT V
			0/6
			1/2
			1/1
			1/4
			1/2
			0/2
			25 ALILOVIC M
			2/2
			1/3
			1/1
			1/1
			1/2
			0/3
			0/3



### MATCH TEAM STATISTICS

参赛队技术统计 / STATISTIQUES DU MATCH PAR ÉQUIPE

## CRO 33 - 22 CHN

(17 - 13) (16 - 9)

Referees: (15) KARBAS-CHI M / (16) KOLAHDOUZAN M (IRI)

### CHN - China

No.	Name	Shots								Offence		Defence		Penalties			TP			
		G/S	%	6m	Wing	9m	7m	FB	BT	AS	TF	ST	BS	YC	2Min	RC		EX		
2	CUI Liang	2/4	50	1/3				1/1				2					1			42:53
3	ZHU Jie											4								13:43
5	YAN Liang	2/3	67					2/3					1							23:17
6	CUI Lei	1/4	25			1/4						2								26:03
7	ZHANG Ji	4/6	67			3/5				1/1	1	6								28:57
8	ZHOU Xiaojian														1					17:07
10	LI Hexin	1/4	25		1/1	0/3					1									46:54
11	ZHANG Xing	0/2	0	0/1	0/1								1		1			1		30:00
12	WANG Long																			
14	TIAN Jianxia	2/5	40			1/4				1/1										10:16
16	YE Qiang										1									60:00
18	HAO Kexin	6/12	50	1/1		4/10		1/1				2			1					43:47
19	MIAO Qing	2/7	29	1/1		1/6						2								47:03
20	ZHU Wenxin	2/2	100		1/1		1/1				1	3								30:00
	Bench/Team																			
<b>Totals</b>		22/49	45	3/6	2/3	10/32	1/1	4/5	2/2	4	21	2	0	3	1	1	0			

No.	Name	Total Shots		6m Shots		Wing Shots		9m Shots		7m Shots		Fast Breaks		Breakthroughs	
		S/S	%	S/S	%	S/S	%	S/S	%	S/S	%	S/S	%	S/S	%
12	WANG Long														
16	YE Qiang	8/41	20	1/12	8	2/6	33	1/2	50	0/1	0	3/15	20	1/5	20
<b>Totals</b>		8/41	20	1/12	8	2/6	33	1/2	50	0/1	0	3/15	20	1/5	20

Team Shots	Goals	Saves	Missed	Post	Blocked	Total	%
6m Shots	3	3	0	0	0	6	50
Wing Shots	2	1	0	0	0	3	67
9m Shots	10	5	5	3	9	32	31
7m Shots	1	0	0	0	n/a	1	100
Fast Breaks	4	1	0	0	0	5	80
Breakthroughs	2	0	0	0	0	2	100
<b>Totals</b>	22	10	5	3	9	49	45

Number of Attacks: 59, Scoring Efficiency: 37%



**MATCH TEAM STATISTICS**  
 参赛队技术统计 / STATISTIQUES DU MATCH PAR ÉQUIPE

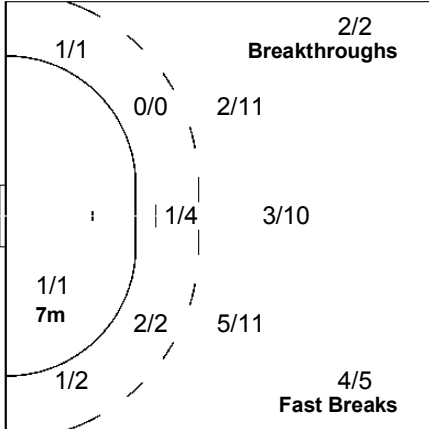
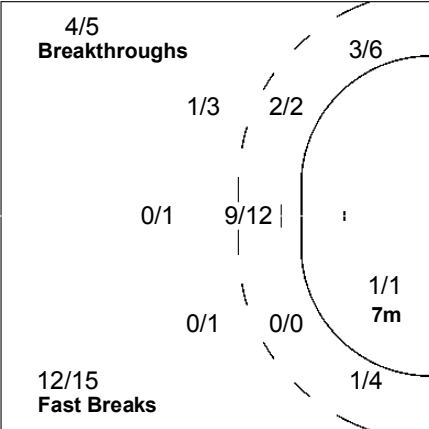
**CRO 33 - 22 CHN**  
 (17 - 13) (16 - 9)

Referees: (15) KARBAS-CHI M / (16) KOLAHDOUZAN M (IRI)

**CHN - China**

**Shots Distribution**

Players			Goals / Shots																	
<b>2 CUI L</b>			<b>3 ZHU J</b>			<b>5 YAN L</b>			<b>6 CUI L</b>			<b>7 ZHANG J</b>			<b>8 ZHOU X</b>			<b>10 LI H</b>		
		1/1						1/1			1/1			1/1						1/1
1/2								1/2		0/1									0/1	
	0/1								0/1					3/3						
									1-Blocked 1-Missed 1-Post						1-Missed 1-Blocked					
<b>11 ZHANG X</b>			<b>14 TIAN J</b>			<b>18 HAO K</b>			<b>19 MIAO Q</b>			<b>20 ZHU W</b>								
0/1			0/1					1/2			1/1			1/1						
0/1																				
			1/1		1/1	4/4		1/1	1/1				1/1							
			1-Post 1-Blocked			1-Post 4-Blocked 3-Missed			2-Blocked											

Team	Offence	Defence	Goalkeepers																																				
Goals / Shots			Saves / Shots																																				
<table border="1"> <tr><td>0/2</td><td></td><td>8/9</td></tr> <tr><td>1/3</td><td>0/2</td><td>1/2</td></tr> <tr><td>6/7</td><td>1/2</td><td>5/5</td></tr> </table> <p>5-Missed 3-Post 9-Blocked</p>	0/2		8/9	1/3	0/2	1/2	6/7	1/2	5/5			<table border="1"> <tr><td>1/1</td><td>0/2</td><td>1/3</td></tr> <tr><td>2/9</td><td></td><td>4/8</td></tr> <tr><td>0/10</td><td></td><td>0/8</td></tr> </table> <p><b>12 WANG L</b></p> <table border="1"> <tr><td></td><td></td><td></td></tr> <tr><td></td><td></td><td></td></tr> <tr><td></td><td></td><td></td></tr> </table> <p><b>16 YE Q</b></p> <table border="1"> <tr><td>1/1</td><td>0/2</td><td>1/3</td></tr> <tr><td>2/9</td><td></td><td>4/8</td></tr> <tr><td>0/10</td><td></td><td>0/8</td></tr> </table>	1/1	0/2	1/3	2/9		4/8	0/10		0/8										1/1	0/2	1/3	2/9		4/8	0/10		0/8
0/2		8/9																																					
1/3	0/2	1/2																																					
6/7	1/2	5/5																																					
1/1	0/2	1/3																																					
2/9		4/8																																					
0/10		0/8																																					
1/1	0/2	1/3																																					
2/9		4/8																																					
0/10		0/8																																					

<b>Legend:</b>					
% Efficiency	<b>2Min</b> 2 Minute Suspensions	<b>6m</b> 6-metre Shots	<b>7m</b> 7-metre Shots	<b>9m</b> 9-metre Shots	
<b>AS</b> Assists	<b>BS</b> Blocked Shots	<b>BT</b> Breakthroughs	<b>EX</b> Exclusions	<b>FB</b> Fast Breaks	
<b>G/S</b> Goals/Shots	<b>n/a</b> not applicable	<b>RC</b> Red Cards	<b>S/S</b> Saves/Shots	<b>ST</b> Steals	
<b>TF</b> Technical Faults	<b>TP</b> Time Played	<b>Wing</b> Wing Shots	<b>YC</b> Yellow Cards		





## RESULTS

比赛成绩 / RÉSULTATS

### POL 30 - 30 FRA

(16 - 13) (14 - 17)

Referees: (29) LIUDOWYK A / (30) VAKULA V (UKR)

#### POL - Poland

Players		Shots								Penalties			
No.	Name	G/S	%	6m	Wing	9m	7m	FB	BT	YC	2Min	RC	EX
1	SZMAL Slawomir												
2	JASZKA Bartlomiej	2/2	100	1/1		1/1							
3	LIJEWSKI Krzysztof	4/8	50			3/7		1/1					
5	JACHLEWSKI Mateusz	3/4	75	1/1	1/2			1/1					
6	TKACZYK Grzegorz	2/3	67			2/3							
8	BIELECKI Karol	4/10	40			4/10							
9	SIODMIAK Artur									1		2	
13	JURECKI Bartosz	7/9	78	7/9						1			
14	JURASIK Mariusz												
15	JURECKI Michal	0/6	0			0/6							
16	WICHARY Marcin												
19	TLUCZYNSKI Tomasz	5/5	100		1/1		1/1	3/3					
22	LIJEWSKI Marcin												
28	PIWKO Pawel	3/3	100			1/1		2/2					
	Bench/Team												
	Totals	30/50	60	9/11	2/3	11/28	1/1	7/7	0/0	3	2	0	0

Goalkeepers		Saves							
No.	Name	S/S	%	6m	Wing	9m	7m	FB	BT
1	SZMAL Slawomir								
16	WICHARY Marcin	12/42	29	0/7	3/6	6/20	1/2	0/5	2/2
	Totals	12/42	29	0/7	3/6	6/20	1/2	0/5	2/2

#### FRA - France

Players		Shots								Penalties			
No.	Name	G/S	%	6m	Wing	9m	7m	FB	BT	YC	2Min	RC	EX
3	DINART Didier	1/1	100	1/1						1			
4	BURDET Cedric	3/4	75			3/4				1	1		
5	GILLE Guillaume	1/3	33			1/3							
6	GILLE Bertrand	4/5	80	2/2		1/1		1/2		1			
8	NARCISSE Daniel	5/13	38			5/12			0/1		1		
11	GIRAULT Olivier	2/5	40		0/1	0/1	0/1	2/2			1		
12	KARABOUE Daouda												
13	KARABATIC Nikola	8/11	73	4/4		4/6			0/1				
14	KEMPE Christophe												
16	OMEYER Thierry												
18	ABATI Joel	2/2	100				1/1	1/1					
19	ABALO Luc	4/7	57		3/5	0/1		1/1					
21	GUIGOU Michael												
26	PATY Cedric												
	Bench/Team												
	Totals	30/51	59	7/7	3/6	14/28	1/2	5/6	0/2	3	3	0	0

Goalkeepers		Saves							
No.	Name	S/S	%	6m	Wing	9m	7m	FB	BT
12	KARABOUE Daouda	10/40	25	2/11	0/2	8/19	0/1	0/7	
16	OMEYER Thierry								
	Totals	10/40	25	2/11	0/2	8/19	0/1	0/7	0/0

#### RUNNING SCORE

##### POL - FRA

		1st Half	
TLUCZYNSKI T		1 (1') 0	
		1 (2') 1	KARABATIC N
		1 (2') 2	GILLE B
TKACZYK G		2 (3') 2	
TLUCZYNSKI T		3 (4') 2	
		3 (6') 3	KARABATIC N
		3 (7') 4	GIRAULT O
LIJEWSKI K		4 (7') 4	
		4 (8') 5	GILLE B
		4 (9') 6	KARABATIC N
TLUCZYNSKI T		5 (11') 6	
		5 (13') 7	BURDET C
BIELECKI K		6 (13') 7	
LIJEWSKI K		7 (14') 7	
TLUCZYNSKI T		8 (15') 7	
		8 (15') 8	NARCISSE D
PIWKO P		9 (16') 8	
TLUCZYNSKI T		10 (17') 8	
		10 (21') 9	GILLE B
JURECKI B		11 (21') 9	
JACHLEWSKI M		12 (22') 9	
		12 (24') 10	DINART D
JURECKI B		13 (25') 10	
		13 (26') 11	NARCISSE D
JURECKI B		14 (26') 11	
BIELECKI K		15 (28') 11	
		15 (28') 12	KARABATIC N
LIJEWSKI K		16 (29') 12	
		16 (30') 13	KARABATIC N

##### 2nd Half

		16 (31') 14	KARABATIC N
JASZKA B		17 (31') 14	
		17 (32') 15	ABALO L
		17 (34') 16	KARABATIC N
JACHLEWSKI M		18 (34') 16	
		18 (35') 17	GILLE G
JURECKI B		19 (35') 17	
		19 (36') 18	KARABATIC N
PIWKO P		20 (38') 18	
PIWKO P		21 (39') 18	
		21 (40') 19	ABALO L
		21 (42') 20	ABALO L
JASZKA B		22 (43') 20	
		22 (44') 21	NARCISSE D
		22 (47') 22	ABALO L
		22 (48') 23	ABATI J
JURECKI B		23 (49') 23	
LIJEWSKI K		24 (50') 23	
		24 (51') 24	NARCISSE D
		24 (53') 25	BURDET C
JACHLEWSKI M		25 (53') 25	
		25 (54') 26	ABATI J
		25 (54') 27	GIRAULT O
JURECKI B		26 (55') 27	
JURECKI B		27 (56') 27	
		27 (57') 28	NARCISSE D
BIELECKI K		28 (58') 28	
		28 (58') 29	GILLE B
TKACZYK G		29 (59') 29	
		29 (60') 30	BURDET C
BIELECKI K		30 (60') 30	

#### Legend:

%	Efficiency	2Min	2 Minute Suspensions	6m	6-metre Shots	7m	7-metre Shots	9m	9-metre Shots
BT	Breakthroughs	EX	Exclusions	FB	Fast Breaks	G/S	Goals/Shots	RC	Red Cards
S/S	Saves/Shots	Wing	Wing Shots	YC	Yellow Cards				



## MATCH TEAM STATISTICS

参赛队技术统计 / STATISTIQUES DU MATCH PAR ÉQUIPE

### POL 30 - 30 FRA

(16 - 13) (14 - 17)

Referees: (29) LIUDOWYK A / (30) VAKULA V (UKR)

#### POL - Poland

No.	Name	Shots								Offence		Defence		Penalties			TP		
		G/S	%	6m	Wing	9m	7m	FB	BT	AS	TF	ST	BS	YC	2Min	RC		EX	
1	SZMAL Sławomir																		
2	JASZKA Bartłomiej	2/2	100	1/1		1/1					5	1	1						22:24
3	LIJEWSKI Krzysztof	4/8	50			3/7		1/1		8	2								48:55
5	JACHLEWSKI Mateusz	3/4	75	1/1	1/2			1/1											43:31
6	TKACZYK Grzegorz	2/3	67			2/3					2								37:36
8	BIELECKI Karol	4/10	40			4/10				1	2	1	1	1					46:05
9	SIODMIAK Artur									1		1	1	1	2				33:21
13	JURECKI Bartosz	7/9	78	7/9						3	4			1					32:25
14	JURASIK Mariusz										1								11:06
15	JURECKI Michał	0/6	0			0/6				1	1	1							19:14
16	WICHARY Marcin											1							60:00
19	TLUCZYŃSKI Tomasz	5/5	100		1/1		1/1	3/3				1							16:29
22	LIJEWSKI Marcin																		
28	PIWKO Paweł	3/3	100			1/1		2/2				1							48:54
	Bench/Team																		
<b>Totals</b>		30/50	60	9/11	2/3	11/28	1/1	7/7	0/0	14	17	7	3	3	2	0	0		

No.	Name	Total Shots		6m Shots		Wing Shots		9m Shots		7m Shots		Fast Breaks		Breakthroughs	
		S/S	%	S/S	%	S/S	%	S/S	%	S/S	%	S/S	%	S/S	%
1	SZMAL Sławomir														
16	WICHARY Marcin	12/42	29	0/7	0	3/6	50	6/20	30	1/2	50	0/5	0	2/2	100
<b>Totals</b>		12/42	29	0/7	0	3/6	50	6/20	30	1/2	50	0/5	0	2/2	100

Team Shots	Goals	Saves	Missed	Post	Blocked	Total	%
6m Shots	9	2	0	0	0	11	82
Wing Shots	2	0	1	0	0	3	67
9m Shots	11	8	6	0	3	28	39
7m Shots	1	0	0	0	n/a	1	100
Fast Breaks	7	0	0	0	0	7	100
Breakthroughs							
<b>Totals</b>	30	10	7	0	3	50	60

Number of Attacks: 60, Scoring Efficiency: 50%



**OSC GYMNASIUM**  
 奥体中心体育馆  
 GYMNASE DU CSO

MON 星期一 LUN  
 18 AUG 2008  
 20:45

**HANDBALL**  
 手球 / HANDBALL

**MEN**  
 男子项目 / HOMMES

**PRELIMINARY GROUP A - MATCH 30**  
 预赛A组 - 第30场 / PRÉLIMINAIRE GROUPE A - MATCH 30



**MATCH TEAM STATISTICS**  
 参赛队技术统计 / STATISTIQUES DU MATCH PAR ÉQUIPE

**POL 30 - 30 FRA**  
 (16 - 13) (14 - 17)

Referees: (29) LIUDOWYK A / (30) VAKULA V (UKR)

**POL - Poland**

**Shots Distribution**

Players			Goals / Shots			
2 JASZKA B	3 LIJEWSKI K	5 JACHLEWSKI M	6 TKACZYK G	8 BIELECKI K	9 SIODMIAK A	13 JURECKI B
1/1	1/1 0/1 2/2 1/2		1/1 0/1 1/1	0/1 2/3 0/1 1/2 1/1		1/1 1/1 1/1 1/1 0/1 1/1 1/1 1/2
	2-Missed	1-Missed		1-Missed 1-Blocked		
14 JURASIK M	15 JURECKI M	19 TLUCZYNSKI T	22 LIJEWSKI M	28 PIWKO P		
	0/1	1/1 1/1		1/1 2/2		
	3-Missed	2-Blocked				

Team	Offence	Defence	Goalkeepers
Goals / Shots			Saves / Shots
4/5 1/1 3/4 6/8 0/1 2/5 4/5 4/4 6/7 7-Missed 3-Blocked	<p>0/0 Breakthroughs</p> <p>0/0 3/6 9/11 3/8 0/0 5/14 7/7 Fast Breaks</p> <p>1/1 7m 2/3</p>	<p>0/2 Breakthroughs</p> <p>3/10 2/2 5/11 5/5 6/7 0/0 3/5 1/2 7m</p> <p>5/6 Fast Breaks</p>	<p>0/4 2/2 0/4 0/2 1/3 5/13 3/3 1/11</p> <p>1 SZMAL S</p> <p>16 WICHARY M</p> <p>0/4 2/2 0/4 0/2 1/3 5/13 3/3 1/11</p>



## MATCH TEAM STATISTICS

参赛队技术统计 / STATISTIQUES DU MATCH PAR ÉQUIPE

### POL 30 - 30 FRA

(16 - 13) (14 - 17)

Referees: (29) LIUDOWYK A / (30) VAKULA V (UKR)

#### FRA - France

No.	Name	Shots								Offence		Defence		Penalties				TP
		G/S	%	6m	Wing	9m	7m	FB	BT	AS	TF	ST	BS	YC	2Min	RC	EX	
3	DINART Didier	1/1	100	1/1										1				25:43
4	BURDET Cedric	3/4	75			3/4				2	2		2	1	1			37:04
5	GILLE Guillaume	1/3	33			1/3				3	2							40:41
6	GILLE Bertrand	4/5	80	2/2		1/1		1/2		1				1				45:08
8	NARCISSE Daniel	5/13	38			5/12			0/1	1	2	1			1			49:09
11	GIRAULT Olivier	2/5	40		0/1	0/1	0/1	2/2			1				1			60:00
12	KARABOUE Daouda									1	1	1						60:00
13	KARABATIC Nikola	8/11	73	4/4		4/6			0/1	2	4		1					40:35
14	KEMPE Christophe																	
16	OMEYER Thierry																	
18	ABATI Joel	2/2	100				1/1	1/1		1		1						36:36
19	ABALO Luc	4/7	57		3/5	0/1		1/1		1	1	1						25:04
21	GUIGOU Michael																	
26	PATY Cedric																	
	Bench/Team																	
<b>Totals</b>		30/51	59	7/7	3/6	14/28	1/2	5/6	0/2	12	13	4	3	3	3	0	0	

No.	Name	Total Shots		6m Shots		Wing Shots		9m Shots		7m Shots		Fast Breaks		Breakthroughs	
		S/S	%	S/S	%	S/S	%	S/S	%	S/S	%	S/S	%	S/S	%
12	KARABOUE Daouda	10/40	25	2/11	18	0/2	0	8/19	42	0/1	0	0/7	0		
16	OMEYER Thierry														
<b>Totals</b>		10/40	25	2/11	18	0/2	0	8/19	42	0/1	0	0/7	0	0/0	0

Team Shots	Goals	Saves	Missed	Post	Blocked	Total	%
6m Shots	7	0	0	0	0	7	100
Wing Shots	3	3	0	0	0	6	50
9m Shots	14	6	4	1	3	28	50
7m Shots	1	1	0	0	n/a	2	50
Fast Breaks	5	0	0	1	0	6	83
Breakthroughs	0	2	0	0	0	2	0
<b>Totals</b>	30	12	4	2	3	51	59

Number of Attacks: 60, Scoring Efficiency: 50%



**OSC GYMNASIUM**  
 奥体中心体育馆  
 GYMNASE DU CSO

MON 星期一 LUN  
 18 AUG 2008  
 20:45

**HANDBALL**  
 手球 / HANDBALL

**MEN**  
 男子项目 / HOMMES

**PRELIMINARY GROUP A - MATCH 30**  
 预赛A组 - 第30场 / PRÉLIMINAIRE GROUPE A - MATCH 30



**MATCH TEAM STATISTICS**  
 参赛队技术统计 / STATISTIQUES DU MATCH PAR ÉQUIPE

**POL 30 - 30 FRA**  
 (16 - 13) (14 - 17)

Referees: (29) LIUDOWYK A / (30) VAKULA V (UKR)

**FRA - France**

**Shots Distribution**

**Players**  
Goals / Shots

<b>3 DINART D</b>	<b>4 BURDET C</b>	<b>5 GILLE G</b>	<b>6 GILLE B</b>	<b>8 NARCISSE D</b>	<b>11 GIRAULT O</b>	<b>13 KARABATIC N</b>
1/1	1/1	1/1	1/1	0/1	1/2	2/2
			1/1	1/1		1/1
	1/2	0/1	1/1	3/4	1/3	5/6
				1-Missed 1-Post	2-Blocked	2-Missed

<b>14 KEMPE C</b>	<b>18 ABATI J</b>	<b>19 ABALO L</b>	<b>21 GUIGOU M</b>	<b>26 PATY C</b>
	1/1	1/1		
		0/1		
	1/1	1/1		
		0/1		
		2/2		
		1-Missed		

Team	Offence	Defence	Goalkeepers
Goals / Shots			Saves / Shots
4/4 2/2 8/13	0/2 Breakthroughs 6/7 5/11 5/6 Fast Breaks	0/0 Breakthroughs 5/14 3/8 9/11 3/6 7/7 Fast Breaks	1/5 2/8 1/5
4-Missed 2-Post 3-Blocked	3/5 0/0 1/2 7m 0/1	2/3 0/0 1/1 7m 0/0	0/1 1/1 0/4
			12 KARABOUE D
			1/5 2/8 1/5
			16 OMEYER T

**Legend:**

% Efficiency	<b>2Min</b> 2 Minute Suspensions	<b>6m</b> 6-metre Shots	<b>7m</b> 7-metre Shots	<b>9m</b> 9-metre Shots
<b>AS</b> Assists	<b>BS</b> Blocked Shots	<b>BT</b> Breakthroughs	<b>EX</b> Exclusions	<b>FB</b> Fast Breaks
<b>G/S</b> Goals/Shots	<b>n/a</b> not applicable	<b>RC</b> Red Cards	<b>S/S</b> Saves/Shots	<b>ST</b> Steals
<b>TF</b> Technical Faults	<b>TP</b> Time Played	<b>Wing</b> Wing Shots	<b>YC</b> Yellow Cards	





## RESULTS

比赛成绩 / RÉSULTATS

### RUS 31 - 33 ISL

(16 - 19) (15 - 14)

Referees: (25) KRSTIC N / (26) LJUBIC P (SLO)

#### RUS - Russian Fed.

Players		Shots								Penalties			
No.	Name	G/S	%	6m	Wing	9m	7m	FB	BT	YC	2Min	RC	EX
1	GRAMS Oleg												
2	FILIPPOV Vasily	1/2	50			0/1		1/1					
6	KRIVOSHLYKOV Denis	1/1	100					1/1			1		
8	EVDOKIMOV Egor	2/3	67	2/3						1	1		
10	CHERNOIVANOV Alexander	5/6	83	5/6						1			
15	RASTVORTSEV Alexey	4/6	67	0/1		3/4		1/1					
16	KOSTYGOV Alexey												
17	KAMANIN Alexey	2/3	67			1/2		1/1					
19	ASLANYAN Samvel	0/1	0			0/1							
23	KOKSHAROV Eduard	4/5	80		1/1		2/2	0/1	1/1		2		
25	KOVALEV Dmitry	2/2	100		1/1			1/1					
31	DIBIROV Timur	1/1	100					1/1				1	
35	IGROPULO Konstantin	9/11	82			1/3	5/5	2/2	1/1		1		
77	IVANOV Vitaly	0/1	0	0/1						1			
	Bench/Team												
	Totals	31/42	74	7/11	2/2	5/11	7/7	8/9	2/2	3	6	0	0

Goalkeepers		Saves							
No.	Name	S/S	%	6m	Wing	9m	7m	FB	BT
1	GRAMS Oleg	8/31	26	3/8	1/3	4/9	0/6	0/4	0/1
16	KOSTYGOV Alexey	1/11	9	0/5	0/1	1/3		0/1	0/1
	Totals	9/42	21	3/13	1/4	5/12	0/6	0/5	0/2

#### ISL - Iceland

Players		Shots								Penalties			
No.	Name	G/S	%	6m	Wing	9m	7m	FB	BT	YC	2Min	RC	EX
1	GUSTAVSSON Bjorgvin Pall												
3	GEIRSSON Logi	0/2	0			0/2							
5	SIGURDSSON Sigfus									1	1		
6	HALLGRIMSSON Asgeir Orn	1/1	100					1/1					
7	ATLASON Arnor	6/13	46	2/4		1/6		2/2	1/1				
9	SIGURDSSON Gudjon Valur												
10	GUDJONSSON Snorri Steinn	12/12	100	3/3		3/3	6/6						
11	STEFANSSON Olafur	3/8	38	1/1		2/6	0/1			1			
14	ASGEIRSSON Sturla	3/4	75	1/1	2/3								
15	PETERSSON Alexander	6/10	60	1/1	1/2	1/4		2/2	1/1		1		
16	GUDMUNDSSON Hreidar Levy												
17	JAKOBSSON Sverre Andreas									1	1		
18	GUNNARSSON Robert	2/4	50	2/4									
19	INGIMUNDARSON Ingimundur												
	Bench/Team												
	Totals	33/54	61	10/14	3/5	7/21	6/7	5/5	2/2	3	3	0	0

Goalkeepers		Saves							
No.	Name	S/S	%	6m	Wing	9m	7m	FB	BT
1	GUSTAVSSON Bjorgvin Pall	8/31	26	4/10	0/2	3/6	0/5	1/7	0/1
16	GUDMUNDSSON Hreidar Levy	0/8	0	0/1		0/2	0/2	0/2	0/1
	Totals	8/39	21	4/11	0/2	3/8	0/7	1/9	0/2

#### RUNNING SCORE

##### RUS - ISL

1st Half	
0 (3') 1	GUDJONSSON SS
1 (3') 1	
1 (4') 2	GUDJONSSON SS
1 (5') 3	PETERSSON A
1 (7') 4	GUDJONSSON SS
2 (8') 4	
3 (8') 4	
3 (9') 5	PETERSSON A
4 (9') 5	
4 (10') 6	GUDJONSSON SS
5 (11') 6	
5 (11') 7	ATLASON A
6 (12') 7	
7 (12') 7	
7 (14') 8	GUDJONSSON SS
8 (15') 8	
8 (16') 9	STEFANSSON O
8 (17') 10	STEFANSSON O
9 (17') 10	
9 (18') 11	ASGEIRSSON S
9 (19') 12	ATLASON A
9 (20') 13	GUNNARSSON R
10 (21') 13	
11 (21') 13	
11 (22') 14	GUDJONSSON SS
12 (23') 14	
12 (24') 15	GUDJONSSON SS
13 (24') 15	
13 (25') 16	PETERSSON A
14 (25') 16	
14 (25') 17	PETERSSON A
14 (27') 18	GUDJONSSON SS
15 (28') 18	
16 (29') 18	
16 (30') 19	GUDJONSSON SS
2nd Half	
16 (33') 20	ATLASON A
16 (34') 21	ASGEIRSSON S
17 (37') 21	
18 (37') 21	
19 (38') 21	
19 (39') 22	STEFANSSON O
20 (40') 22	
21 (42') 22	
21 (43') 23	GUDJONSSON SS
21 (45') 24	GUNNARSSON R
21 (46') 25	PETERSSON A
21 (46') 26	HALLGRIMSSON AO
22 (47') 26	
22 (48') 27	GUDJONSSON SS
23 (49') 27	
23 (50') 28	ATLASON A
24 (53') 28	
24 (54') 29	GUDJONSSON SS
24 (55') 30	PETERSSON A
24 (55') 31	ATLASON A
25 (56') 31	
26 (56') 31	
27 (57') 31	
28 (58') 31	
28 (59') 32	ATLASON A
29 (59') 32	
30 (60') 32	
30 (60') 33	ASGEIRSSON S
31 (60') 33	

Legend:									
%	Efficiency	2Min	2 Minute Suspensions	6m	6-metre Shots	7m	7-metre Shots	9m	9-metre Shots
BT	Breakthroughs	EX	Exclusions	FB	Fast Breaks	G/S	Goals/Shots	RC	Red Cards
S/S	Saves/Shots	Wing	Wing Shots	YC	Yellow Cards				



## MATCH TEAM STATISTICS

参赛队技术统计 / STATISTIQUES DU MATCH PAR ÉQUIPE

### RUS 31 - 33 ISL

(16 - 19) (15 - 14)

Referees: (25) KRSTIC N / (26) LJUBIC P (SLO)

#### RUS - Russian Fed.

No.	Name	Shots								Offence		Defence		Penalties				TP
		G/S	%	6m	Wing	9m	7m	FB	BT	AS	TF	ST	BS	YC	2Min	RC	EX	
1	GRAMS Oleg																	45:43
2	FILIPPOV Vasily	1/2	50			0/1		1/1		3	2	1						23:40
6	KRIVOSHLYKOV Denis	1/1	100					1/1		1					1			30:00
8	EVDOKIMOV Egor	2/3	67	2/3						1	1		2	1	1			31:29
10	CHERNOIVANOV Alexander	5/6	83	5/6						4	2		1	1				34:14
15	RASTVORTSEV Alexey	4/6	67	0/1		3/4		1/1			3		1					26:38
16	KOSTYGOV Alexey									1								14:17
17	KAMANIN Alexey	2/3	67			1/2		1/1		2	3		1					35:29
19	ASLANYAN Samvel	0/1	0			0/1					1							3:06
23	KOKSHAROV Eduard	4/5	80		1/1		2/2	0/1	1/1	1	3				2			43:34
25	KOVALEV Dmitry	2/2	100		1/1			1/1		1	1							30:00
31	DIBIROV Timur	1/1	100					1/1							1			16:26
35	IGROPULO Konstantin	9/11	82			1/3	5/5	2/2	1/1	3	3				1			48:35
77	IVANOV Vitaly	0/1	0	0/1						2	1			1				36:49
	Bench/Team										1							
<b>Totals</b>		31/42	74	7/11	2/2	5/11	7/7	8/9	2/2	19	21	1	5	3	6	0	0	

No.	Name	Total Shots		6m Shots		Wing Shots		9m Shots		7m Shots		Fast Breaks		Breakthroughs	
		S/S	%	S/S	%	S/S	%	S/S	%	S/S	%	S/S	%	S/S	%
1	GRAMS Oleg	8/31	26	3/8	38	1/3	33	4/9	44	0/6	0	0/4	0	0/1	0
16	KOSTYGOV Alexey	1/11	9	0/5	0	0/1	0	1/3	33			0/1	0	0/1	0
<b>Totals</b>		9/42	21	3/13	23	1/4	25	5/12	42	0/6	0	0/5	0	0/2	0

Team Shots	Goals	Saves	Missed	Post	Blocked	Total	%
6m Shots	7	4	0	0	0	11	64
Wing Shots	2	0	0	0	0	2	100
9m Shots	5	3	1	0	2	11	45
7m Shots	7	0	0	0	n/a	7	100
Fast Breaks	8	1	0	0	0	9	89
Breakthroughs	2	0	0	0	0	2	100
<b>Totals</b>	31	8	1	0	2	42	74

Number of Attacks: 59, Scoring Efficiency: 53%



**MATCH TEAM STATISTICS**  
 参赛队技术统计 / STATISTIQUES DU MATCH PAR ÉQUIPE

**RUS 31 - 33 ISL**  
 (16 - 19) (15 - 14)

Referees: (25) KRSTIC N / (26) LJUBIC P (SLO)

**RUS - Russian Fed.**

**Shots Distribution**

**Players**

Goals / Shots

2 FILIPPOV V	6 KRIVOSHLIKOV D	8 EVDOKIMOV E	10 CHERNOIVANOV A	15 RASTVORTSEV A	17 KAMANIN A	19 ASLANYAN S
0/1	1/1	0/1	0/1	1/1	1/1	0/1
1/1	1/1	1/1	2/2	1/2	1/1	0/1

1-Blocked

23 KOKSHAROV E	25 KOVALEV D	31 DIBIROV T	35 IGROPULO K	77 IVANOV V
1/1	1/1	1/1	1/1	0/1
1/2	1/1	1/1	1/1	2/2

1-Missed

1-Blocked

**Team**

**Offence**

**Defence**

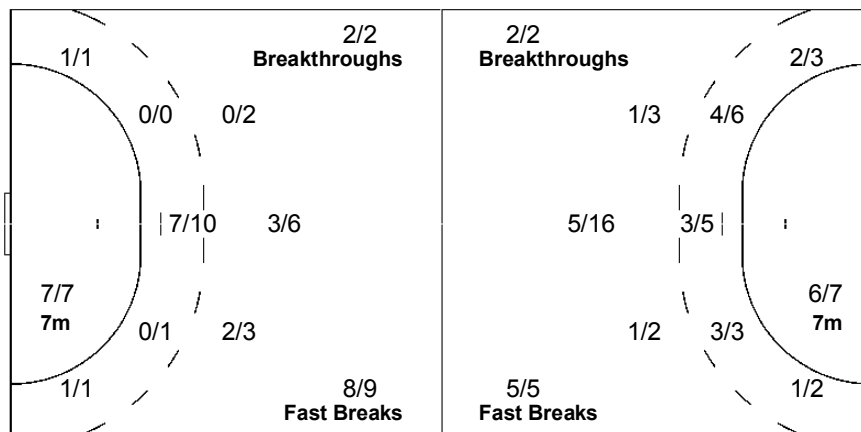
**Goalkeepers**

Goals / Shots

0/1	1/1	1/2
4/5		1/2
9/11	5/5	10/12

1-Missed

2-Blocked



Saves / Shots

0/6	0/2	0/7
3/5	1/1	2/2
1/10	1/3	1/6

**1 GRAMS O**

0/4		0/6
3/4	1/1	1/1
1/7	1/2	1/6

**16 KOSTYGOV A**

0/2	0/2	0/1
0/1		1/1
0/3	0/1	





## MATCH TEAM STATISTICS

参赛队技术统计 / STATISTIQUES DU MATCH PAR ÉQUIPE

### RUS 31 - 33 ISL

(16 - 19) (15 - 14)

Referees: (25) KRSTIC N / (26) LJUBIC P (SLO)

#### ISL - Iceland

No.	Name	Shots								Offence		Defence		Penalties				TP
		G/S	%	6m	Wing	9m	7m	FB	BT	AS	TF	ST	BS	YC	2Min	RC	EX	
1	GUSTAVSSON Bjorgvin Pall																	47:38
3	GEIRSSON Logi	0/2	0			0/2												18:52
5	SIGURDSSON Sigfus													1	1			13:21
6	HALLGRIMSSON Asgeir Orn	1/1	100					1/1										26:28
7	ATLASON Amor	6/13	46	2/4		1/6		2/2	1/1	5	1	1						56:12
9	SIGURDSSON Gudjon Valur																	
10	GUDJONSSON Snorri Steinn	12/12	100	3/3		3/3	6/6			1	2							32:49
11	STEFANSSON Olafur	3/8	38	1/1		2/6	0/1			3	1			1				42:56
14	ASGEIRSSON Sturla	3/4	75	1/1	2/3					1		1						44:56
15	PETERSSON Alexander	6/10	60	1/1	1/2	1/4		2/2	1/1	1	1	1			1			56:08
16	GUDMUNDSSON Hreidar Levy																	12:22
17	JAKOBSSON Sverre Andreas											2	1	1				24:40
18	GUNNARSSON Robert	2/4	50	2/4						3	2							33:56
19	INGIMUNDARSON Ingimundur									1								9:42
	Bench/Team										1							
<b>Totals</b>		33/54	61	10/14	3/5	7/21	6/7	5/5	2/2	15	8	3	2	3	3	0	0	

No.	Name	Total Shots		6m Shots		Wing Shots		9m Shots		7m Shots		Fast Breaks		Breakthroughs	
		S/S	%	S/S	%	S/S	%	S/S	%	S/S	%	S/S	%	S/S	%
1	GUSTAVSSON Bjorgvin Pall	8/31	26	4/10	40	0/2	0	3/6	50	0/5	0	1/7	14	0/1	0
16	GUDMUNDSSON Hreidar Levy	0/8	0	0/1	0			0/2	0	0/2	0	0/2	0	0/1	0
<b>Totals</b>		8/39	21	4/11	36	0/2	0	3/8	38	0/7	0	1/9	11	0/2	0

Team Shots	Goals	Saves	Missed	Post	Blocked	Total	%
6m Shots	10	3	1	0	0	14	71
Wing Shots	3	1	1	0	0	5	60
9m Shots	7	5	3	1	5	21	33
7m Shots	6	0	0	1	n/a	7	86
Fast Breaks	5	0	0	0	0	5	100
Breakthroughs	2	0	0	0	0	2	100
<b>Totals</b>	33	9	5	2	5	54	61

Number of Attacks: 59, Scoring Efficiency: 56%



**MATCH TEAM STATISTICS**  
 参赛队技术统计 / STATISTIQUES DU MATCH PAR ÉQUIPE

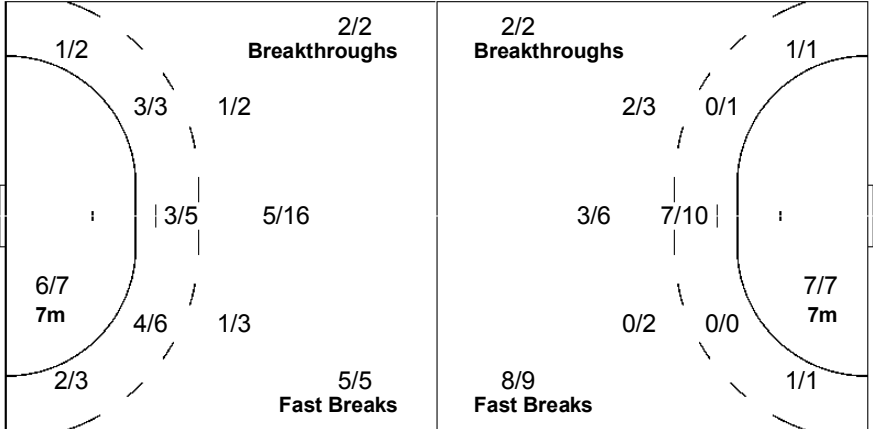
**RUS 31 - 33 ISL**  
 (16 - 19) (15 - 14)

Referees: (25) KRSTIC N / (26) LJUBIC P (SLO)

**ISL - Iceland**

**Shots Distribution**

Players			Goals / Shots								
3 GEIRSSON L	5 SIGURDSSON S	6 HALLGRIMSSON AO	7 ATLASON A	9 SIGURDSSON GV	10 GUDJONSSON SS	11 STEFANSSON O					
		1/1			3/3	2/2		1/1	1/1		
			1/4								
			3/3	1/2		4/4	1/1	2/2	0/1	1/1	
1-Missed	1-Post		1-Missed	2-Blocked					1-Missed	1-Post	2-Blocked
14 ASGEIRSSON S	15 PETERSSON A	17 JAKOBSSON SA	18 GUNNARSSON R	19 INGIMUNDARSON I							
	1/1		1/1								
1/1				1/2							
1-Missed	1-Missed	1-Blocked									

Team	Offence	Defence	Goalkeepers														
Goals / Shots			Saves / Shots														
6/6	2/2	7/7	1/1	0/1	1/2												
2/5	0/1	0/2	1/5		1/2												
9/10	2/3	5/6	2/11	0/5	2/12												
5-Missed	2-Post	5-Blocked															
																	
<table border="1"> <tr> <td>1 GUSTAVSSON BP</td> <td>1/1</td> <td>0/1</td> <td>1/2</td> </tr> <tr> <td></td> <td>1/5</td> <td></td> <td>1/1</td> </tr> <tr> <td></td> <td>2/9</td> <td>0/4</td> <td>2/8</td> </tr> </table>						1 GUSTAVSSON BP	1/1	0/1	1/2		1/5		1/1		2/9	0/4	2/8
1 GUSTAVSSON BP	1/1	0/1	1/2														
	1/5		1/1														
	2/9	0/4	2/8														
<table border="1"> <tr> <td>16 GUDMUNDSSON HL</td> <td></td> <td></td> <td>0/1</td> </tr> <tr> <td></td> <td>0/2</td> <td>0/1</td> <td>0/4</td> </tr> </table>						16 GUDMUNDSSON HL			0/1		0/2	0/1	0/4				
16 GUDMUNDSSON HL			0/1														
	0/2	0/1	0/4														

Legend:			
%	Efficiency	2Min	2 Minute Suspensions
AS	Assists	BS	Blocked Shots
G/S	Goals/Shots	n/a	not applicable
TF	Technical Faults	TP	Time Played
6m	6-metre Shots	BT	Breakthroughs
7m	7-metre Shots	RC	Red Cards
9m	9-metre Shots	Wing	Wing Shots
EX	Exclusions	S/S	Saves/Shots
FB	Fast Breaks	YC	Yellow Cards
ST	Steals		



**RESULTS**  
比赛成绩 / RÉSULTATS  
**GER 27 - 23 KOR**  
(10 - 13) (17 - 10)

Referees: (27) CANBRO R / (28) CLAESSION M (SWE)

**GER - Germany**

Players		Shots								Penalties			
No.	Name	G/S	%	6m	Wing	9m	7m	FB	BT	YC	2Min	RC	EX
1	FRITZ Henning												
2	HENS Pascal	4/7	57	1/1		3/5			0/1				
4	ROGGISCH Oliver	0/1	0	0/1						1	2		
5	KLEIN Dominik	2/2	100					1/1	1/1				
8	SCHWARZER Christian	3/5	60	3/5						1			
10	KOHRMANN Oliver												
11	GLANDORF Holger	4/5	80	2/2		1/1		1/1	0/1				
12	BITTER Johannes												
14	ZEITZ Christian	0/2	0			0/2				1	1		
15	JANSEN Torsten	3/6	50	1/1	0/1		2/2	0/1	0/1				
17	KLIMOVETS Andrei												
18	KRAUS Michael	7/12	58	1/2	1/1	3/6		0/1	2/2				
19	KEHRMANN Florian	4/6	67	1/1	1/2			2/3					
24	HAASS Michael												
Bench/Team													
Totals		27/46	59	9/13	2/4	7/14	2/2	4/7	3/6	3	3	0	0

Goalkeepers		Saves							
No.	Name	S/S	%	6m	Wing	9m	7m	FB	BT
1	FRITZ Henning	1/10	10			0/6	0/2	0/1	1/1
12	BITTER Johannes	15/29	52	1/3	2/3	6/12	2/5	3/4	1/2
Totals		16/39	41	1/3	2/3	6/18	2/7	3/5	2/3

**KOR - Korea**

Players		Shots								Penalties			
No.	Name	G/S	%	6m	Wing	9m	7m	FB	BT	YC	2Min	RC	EX
1	HAN Kyungtai												
2	JEONG Yikyong	4/7	57	0/1		4/6				1			
6	KIM Teawan	1/2	50			1/2					2		
7	JUNG Suyoung	2/5	40	0/1	1/2	1/2							
8	PARK Junggeu	1/1	100	1/1							1		
10	PARK Chanyong												
13	YOON Kyungshin	2/8	25			1/6	0/1		1/1				
14	CHO Chihyo	7/10	70	1/1	0/1	1/2	5/6						
15	LEE Teayoung	1/2	50					1/2					
16	KANG Ilkoo												
17	LEE Jaewoo	1/4	25			1/2		0/2					
18	PAEK Wonchul	1/5	20			1/4			0/1	1			
20	KO Kyungsoo												
23	YOON Kyungmin	3/5	60			2/3		1/1	0/1	1			
Bench/Team													
Totals		23/49	47	2/4	1/3	12/27	5/7	2/5	1/3	3	3	0	0

Goalkeepers		Saves							
No.	Name	S/S	%	6m	Wing	9m	7m	FB	BT
1	HAN Kyungtai	4/12	33	0/3		1/3		2/4	1/2
16	KANG Ilkoo	11/30	37	4/10	2/4	3/8	0/2	1/3	1/3
Totals		15/42	36	4/13	2/4	4/11	0/2	3/7	2/5

**RUNNING SCORE**  
**GER - KOR**

1st Half	
	0 (1') 1 KIM T
SCHWARZER C	1 (2') 1
	1 (3') 2 YOON K
KRAUS M	2 (4') 2
KRAUS M	3 (5') 2
	3 (6') 3 JEONG Y
GLANDORF H	4 (7') 3
JANSEN T	5 (8') 3
	5 (10') 4 CHO C
JANSEN T	6 (11') 4
	6 (12') 5 CHO C
	6 (13') 6 YOON K
	6 (15') 7 YOON K
GLANDORF H	7 (15') 7
	7 (16') 8 LEE J
KRAUS M	8 (16') 8
KRAUS M	9 (23') 8
	9 (24') 9 CHO C
KEHRMANN F	10 (25') 9
	10 (27') 10 PAEK W
	10 (27') 11 LEE T
	10 (28') 12 CHO C
	10 (29') 13 YOON K

2nd Half	
KLEIN D	11 (31') 13
SCHWARZER C	12 (34') 13
	12 (35') 14 JEONG Y
	12 (36') 15 PARK J
SCHWARZER C	13 (36') 15
GLANDORF H	14 (37') 15
	14 (38') 16 JEONG Y
KRAUS M	15 (39') 16
	15 (40') 17 JUNG S
KRAUS M	16 (41') 17
HENS P	17 (42') 17
	17 (45') 18 CHO C
KLEIN D	18 (47') 18
	18 (48') 19 YOON K
HENS P	19 (48') 19
JANSEN T	20 (49') 19
GLANDORF H	21 (51') 19
	21 (51') 20 JUNG S
HENS P	22 (52') 20
KRAUS M	23 (54') 20
	23 (54') 21 CHO C
HENS P	24 (55') 21
KEHRMANN F	25 (55') 21
KEHRMANN F	26 (56') 21
	26 (56') 22 CHO C
KEHRMANN F	27 (57') 22
	27 (60') 23 JEONG Y

<b>Legend:</b>	<b>%</b> Efficiency	<b>2Min</b> 2 Minute Suspensions	<b>6m</b> 6-metre Shots	<b>7m</b> 7-metre Shots	<b>9m</b> 9-metre Shots
<b>BT</b> Breakthroughs	<b>EX</b> Exclusions	<b>FB</b> Fast Breaks	<b>G/S</b> Goals/Shots	<b>RC</b> Red Cards	
<b>S/S</b> Saves/Shots	<b>Wing</b> Wing Shots	<b>YC</b> Yellow Cards			



## MATCH TEAM STATISTICS

参赛队技术统计 / STATISTIQUES DU MATCH PAR ÉQUIPE

### GER 27 - 23 KOR

(10 - 13) (17 - 10)

Referees: (27) CANBRO R / (28) CLAESSION M (SWE)

#### GER - Germany

No.	Name	Shots								Offence		Defence		Penalties			TP	
		G/S	%	6m	Wing	9m	7m	FB	BT	AS	TF	ST	BS	YC	2Min	RC		EX
1	FRITZ Henning																	16:14
2	HENS Pascal	4/7	57	1/1		3/5					2							38:17
4	ROGGISCH Oliver	0/1	0	0/1								1	2	1	2			32:56
5	KLEIN Dominik	2/2	100					1/1	1/1			1						13:54
8	SCHWARZER Christian	3/5	60	3/5						1	2			1				35:04
10	KOHRMANN Oliver												1					4:50
11	GLANDORF Holger	4/5	80	2/2		1/1		1/1	0/1	3	3		2					50:42
12	BITTER Johannes																	43:46
14	ZEITZ Christian	0/2	0			0/2					2			1	1			11:12
15	JANSEN Torsten	3/6	50	1/1	0/1		2/2	0/1	0/1	2		1						46:41
17	KLIMOVETS Andrei										1							22:37
18	KRAUS Michael	7/12	58	1/2	1/1	3/6		0/1	2/2	4	2	1						43:47
19	KEHRMANN Florian	4/6	67	1/1	1/2			2/3		2	3							60:00
24	HAASS Michael																	
	Bench/Team																	
<b>Totals</b>		27/46	59	9/13	2/4	7/14	2/2	4/7	3/6	12	15	4	5	3	3	0	0	

No.	Name	Total Shots		6m Shots		Wing Shots		9m Shots		7m Shots		Fast Breaks		Breakthroughs	
		S/S	%	S/S	%	S/S	%	S/S	%	S/S	%	S/S	%	S/S	%
1	FRITZ Henning	1/10	10					0/6	0	0/2	0	0/1	0	1/1	100
12	BITTER Johannes	15/29	52	1/3	33	2/3	67	6/12	50	2/5	40	3/4	75	1/2	50
<b>Totals</b>		16/39	41	1/3	33	2/3	67	6/18	33	2/7	29	3/5	60	2/3	67

Team Shots	Goals	Saves	Missed	Post	Blocked	Total	%
6m Shots	9	4	0	0	0	13	69
Wing Shots	2	2	0	0	0	4	50
9m Shots	7	4	0	1	2	14	50
7m Shots	2	0	0	0	n/a	2	100
Fast Breaks	4	3	0	0	0	7	57
Breakthroughs	3	2	0	1	0	6	50
<b>Totals</b>	27	15	0	2	2	46	59

Number of Attacks: 54, Scoring Efficiency: 50%



**OSC GYMNASIUM**  
 奥体中心体育馆  
 GYMNASE DU CSO

SUN 星期日 DIM  
 10 AUG 2008  
 15:45

**HANDBALL**  
 手球 / HANDBALL

**MEN**  
 男子项目 / HOMMES

**PRELIMINARY GROUP B - MATCH 4**  
 预赛B组 - 第4场 / PRÉLIMINAIRE GROUPE B - MATCH 4



**MATCH TEAM STATISTICS**

参赛队技术统计 / STATISTIQUES DU MATCH PAR ÉQUIPE

**GER 27 - 23 KOR**  
 (10 - 13) (17 - 10)

Referees: (27) CANBRO R / (28) CLAESSION M (SWE)

**GER - Germany**

**Shots Distribution**

Players			Goals / Shots			
2 HENS P	4 ROGGISCH O	5 KLEIN D	8 SCHWARZER C	10 KOHRMANN O	11 GLANDORF H	14 ZEITZ C
1/1			0/1	1/1		2/2
1/2						1/1
2/2			1/1	0/1	1/1	
1-Post 1-Blocked						1-Post 1-Blocked
15 JANSEN T	17 KLIMOVETS A	18 KRAUS M	19 KEHRMANN F	24 HAASS M		
		1/2		0/2	2/2	
1/1	0/1	3/5	0/1	2/2	1/1	
1/1	1/2	0/1	1/1			

Team	Offence	Defence	Goalkeepers																																				
Goals / Shots			Saves / Shots																																				
<table border="1"> <tr><td>2/4</td><td>0/2</td><td>5/5</td></tr> <tr><td>6/9</td><td>0/2</td><td>4/4</td></tr> <tr><td>7/8</td><td>1/5</td><td>2/3</td></tr> </table> <p>2-Post 2-Blocked</p>	2/4	0/2	5/5	6/9	0/2	4/4	7/8	1/5	2/3	<p>3/6 Breakthroughs            1/3            1/1            0/4            5/8            6/9            2/2 7m            3/4            1/1            4/7 Fast Breaks</p>	<p>1/3 Breakthroughs            2/4            0/2            5/16            2/2            5/7            0/0            2/5 Fast Breaks            1/3</p>	<table border="1"> <tr><td>1/2</td><td>2/3</td><td>1/2</td></tr> <tr><td>2/5</td><td>2/2</td><td>4/5</td></tr> <tr><td>1/11</td><td>3/5</td><td>0/4</td></tr> </table> <p>1 FRITZ H</p> <table border="1"> <tr><td></td><td></td><td>0/1</td></tr> <tr><td>0/1</td><td></td><td>1/1</td></tr> <tr><td>0/5</td><td></td><td>0/2</td></tr> </table> <p>12 BITTER J</p> <table border="1"> <tr><td>1/2</td><td>2/3</td><td>1/1</td></tr> <tr><td>2/4</td><td>2/2</td><td>3/4</td></tr> <tr><td>1/6</td><td>3/5</td><td>0/2</td></tr> </table>	1/2	2/3	1/2	2/5	2/2	4/5	1/11	3/5	0/4			0/1	0/1		1/1	0/5		0/2	1/2	2/3	1/1	2/4	2/2	3/4	1/6	3/5	0/2
2/4	0/2	5/5																																					
6/9	0/2	4/4																																					
7/8	1/5	2/3																																					
1/2	2/3	1/2																																					
2/5	2/2	4/5																																					
1/11	3/5	0/4																																					
		0/1																																					
0/1		1/1																																					
0/5		0/2																																					
1/2	2/3	1/1																																					
2/4	2/2	3/4																																					
1/6	3/5	0/2																																					



## MATCH TEAM STATISTICS

参赛队技术统计 / STATISTIQUES DU MATCH PAR ÉQUIPE

### GER 27 - 23 KOR

(10 - 13) (17 - 10)

Referees: (27) CANBRO R / (28) CLAEISSON M (SWE)

#### KOR - Korea

No.	Name	Shots								Offence		Defence		Penalties			TP	
		G/S	%	6m	Wing	9m	7m	FB	BT	AS	TF	ST	BS	YC	2Min	RC		EX
1	HAN Kyungtai																	12:57
2	JEONG Yikyeong	4/7	57	0/1		4/6				2	2	1		1				54:38
6	KIM Teawan	1/2	50			1/2				1	2				2			40:26
7	JUNG Suyoung	2/5	40	0/1	1/2	1/2				1	3	2						48:09
8	PARK Junggeu	1/1	100	1/1						1	1	1			1			45:12
10	PARK Chanyong																	7:30
13	YOON Kyungshin	2/8	25			1/6	0/1		1/1	1	2		2					30:52
14	CHO Chihyo	7/10	70	1/1	0/1	1/2	5/6											23:43
15	LEE Teayoung	1/2	50					1/2				1						20:43
16	KANG Ilkoo																	47:03
17	LEE Jaewoo	1/4	25			1/2		0/2			3							52:44
18	PAEK Wonchul	1/5	20			1/4			0/1	1				1				24:53
20	KO Kyungsoo																	
23	YOON Kyungmin	3/5	60			2/3		1/1	0/1					1				11:10
	Bench/Team																	
<b>Totals</b>		23/49	47	2/4	1/3	12/27	5/7	2/5	1/3	7	13	5	2	3	3	0	0	

No.	Name	Total Shots		6m Shots		Wing Shots		9m Shots		7m Shots		Fast Breaks		Breakthroughs	
		S/S	%	S/S	%	S/S	%	S/S	%	S/S	%	S/S	%	S/S	%
1	HAN Kyungtai	4/12	33	0/3	0			1/3	33			2/4	50	1/2	50
16	KANG Ilkoo	11/30	37	4/10	40	2/4	50	3/8	38	0/2	0	1/3	33	1/3	33
<b>Totals</b>		15/42	36	4/13	31	2/4	50	4/11	36	0/2	0	3/7	43	2/5	40

Team Shots	Goals	Saves	Missed	Post	Blocked	Total	%
6m Shots	2	1	0	0	1	4	50
Wing Shots	1	2	0	0	0	3	33
9m Shots	12	6	4	1	4	27	44
7m Shots	5	2	0	0	n/a	7	71
Fast Breaks	2	3	0	0	0	5	40
Breakthroughs	1	2	0	0	0	3	33
<b>Totals</b>	23	16	4	1	5	49	47

Number of Attacks: 55, Scoring Efficiency: 42%



**OSC GYMNASIUM**  
 奥体中心体育馆  
 GYMNASE DU CSO

SUN 星期日 DIM  
 10 AUG 2008  
 15:45

**HANDBALL**  
 手球 / HANDBALL

**MEN**  
 男子项目 / HOMMES

**PRELIMINARY GROUP B - MATCH 4**  
 预赛B组 - 第4场 / PRÉLIMINAIRE GROUPE B - MATCH 4



**MATCH TEAM STATISTICS**

参赛队技术统计 / STATISTIQUES DU MATCH PAR ÉQUIPE

**GER 27 - 23 KOR**  
 (10 - 13) (17 - 10)

Referees: (27) CANBRO R / (28) CLAESSON M (SWE)

**KOR - Korea**

**Shots Distribution**

Players			Goals / Shots			
2 JEONG Y	6 KIM T	7 JUNG S	8 PARK J	10 PARK C	13 YOON K	14 CHO C
1/1		1/1			0/1	0/1
0/1					1/1	
2/2		0/1				1/1
1-Missed	1-Blocked	1-Post	1-Blocked		1-Missed	3-Blocked
15 LEE T	17 LEE J	18 PAEK W	20 KO K	23 YOON K		
				1/1	0/1	
0/1	0/1			2/2		
1/1	1/1	1/2	0/2	1-Missed		
		1-Missed				



Legend:							
%	Efficiency	2Min	2 Minute Suspensions	6m	6-metre Shots	7m	7-metre Shots
AS	Assists	BS	Blocked Shots	BT	Breakthroughs	EX	Exclusions
G/S	Goals/Shots	n/a	not applicable	RC	Red Cards	S/S	Saves/Shots
TF	Technical Faults	TP	Time Played	Wing	Wing Shots	YC	Yellow Cards
						9m	9-metre Shots
						FB	Fast Breaks
						ST	Steals





**RESULTS**  
比赛成绩 / RÉSULTATS  
**DEN 23 - 23 EGY**  
(11 - 10) (12 - 13)

Referees: (11) BORD G / (12) BUY O (FRA)

**RUNNING SCORE**

**DEN - EGY**

**DEN - Denmark**

Players		Shots								Penalties			
No.	Name	G/S	%	6m	Wing	9m	7m	FB	BT	YC	2Min	RC	EX
1	HVIDT Kasper												
4	BOESEN Lasse	2/6	33			2/6							
6	JOERGENSEN Lars Troels	0/1	0					0/1		1	1		
7	JENSEN Jesper	4/7	57	2/2		2/5							
9	CHRISTIANSEN Lars Roslyng	6/9	67	0/1	2/3		1/2	3/3					
12	HENRIKSEN Peter												
13	SPELLERBERG Bo	2/3	67			0/1	2/2						
14	KNUDSEN Michael V												
19	NOEDDESBO Jesper	0/1	0	0/1									
22	SARUP Kasper Soendergaard	0/3	0			0/3							
23	BOLDSEN Joachim Rietveld	3/5	60	1/1		1/3		1/1					
24	LINDBERG Hans Ottar	3/9	33	0/1	1/5	0/1		2/2					
25	BRUUN JOERGENSEN Klavs	1/5	20			1/5							
26	NIELSEN Kasper	2/3	67					2/3		1	3	1	
Bench/Team										1			
Totals		23/52	44	3/6	3/8	6/24	3/4	8/10	0/0	3	4	1	0

Goalkeepers		Saves							
No.	Name	S/S	%	6m	Wing	9m	7m	FB	BT
1	HVIDT Kasper	8/29	28	0/8	1/1	6/11	1/2	0/2	0/5
12	HENRIKSEN Peter	1/3	33			1/1	0/1	0/1	
Totals		9/32	28	0/8	1/1	7/12	1/3	0/3	0/5

**EGY - Egypt**

Players		Shots								Penalties			
No.	Name	G/S	%	6m	Wing	9m	7m	FB	BT	YC	2Min	RC	EX
4	MABROUK Hussein												
5	HUSSEIN Moustafa	1/2	50			0/1		1/1		1			
6	EL AHMAR Ahmed	8/11	73	1/1		3/5	2/2	1/1	1/2				
8	RAMADAN Mohamed	1/1	100	1/1							1		
10	ABDELRAZEK Abouelfetoh												
11	HASSABALLAH Mahmoud												
12	NAKIB Mohamed												
14	MABROUK Hassan									1			
15	ABD ELSALAM Mohamed	1/6	17	1/1	0/1	0/4					1		
16	ABDEL MAKSOUD Walid												
17	MABROUK Belal	0/1	0		0/1								
18	EL FAKHARANY Hany	3/3	100	3/3						1	2		
19	YOUSRY Hassan	4/6	67	1/1		0/2			3/3				
20	ZAKY Hussein	5/11	45	1/1		2/7	0/1	1/1	1/1				
Bench/Team										1			
Totals		23/41	56	8/8	0/2	5/19	2/3	3/3	5/6	4	4	0	0

Goalkeepers		Saves							
No.	Name	S/S	%	6m	Wing	9m	7m	FB	BT
12	NAKIB Mohamed	17/37	46	1/4	5/7	9/15	1/4	1/7	
16	ABDEL MAKSOUD Walid	0/3	0		0/1			0/2	
Totals		17/40	43	1/4	5/8	9/15	1/4	1/9	0/0

		1st Half	
LINDBERG HO		1 (1') 0	
BOLDSEN JR		2 (1') 0	
CHRISTIANSEN LR	EL AHMAR A	2 (2') 1	
		3 (5') 2	ZAKY H
		3 (8') 3	ZAKY H
CHRISTIANSEN LR		4 (9') 3	
BOLDSEN JR		5 (12') 3	
		5 (12') 4	YOUSRY H
CHRISTIANSEN LR		6 (17') 4	
	EL FAKHARANY H	6 (18') 5	
	EL AHMAR A	6 (19') 6	
	YOUSRY H	6 (21') 7	
NIELSEN K		7 (23') 7	
	EL FAKHARANY H	7 (23') 8	
NIELSEN K		8 (24') 8	
BOESEN L		9 (25') 8	
	YOUSRY H	9 (26') 9	
JENSEN J		10 (27') 9	
	EL AHMAR A	10 (30') 10	
JENSEN J		11 (30') 10	

		2nd Half	
	YOUSRY H	11 (31') 11	
LINDBERG HO		12 (33') 11	
SPELLERBERG B		13 (35') 11	
	EL AHMAR A	13 (36') 12	
BOLDSEN JR		14 (37') 12	
	RAMADAN M	14 (37') 13	
CHRISTIANSEN LR		15 (39') 13	
	EL AHMAR A	15 (42') 14	
BRUUN JOERGENSEN K		16 (42') 14	
BOESEN L		17 (45') 14	
	EL AHMAR A	17 (46') 15	
JENSEN J		18 (47') 15	
	EL FAKHARANY H	18 (49') 16	
JENSEN J		19 (50') 16	
	ZAKY H	19 (51') 17	
	HUSSEIN M	19 (52') 18	
CHRISTIANSEN LR		20 (52') 18	
	ZAKY H	20 (55') 19	
	ABD ELSALAM M	20 (56') 20	
	EL AHMAR A	20 (57') 21	
LINDBERG HO		21 (57') 21	
	ZAKY H	21 (58') 22	
SPELLERBERG B		22 (58') 22	
	EL AHMAR A	22 (60') 23	
CHRISTIANSEN LR		23 (60') 23	

Legend:									
%	Efficiency	2Min	2 Minute Suspensions	6m	6-metre Shots	7m	7-metre Shots	9m	9-metre Shots
BT	Breakthroughs	EX	Exclusions	FB	Fast Breaks	G/S	Goals/Shots	RC	Red Cards
S/S	Saves/Shots	Wing	Wing Shots	YC	Yellow Cards				





## MATCH TEAM STATISTICS

参赛队技术统计 / STATISTIQUES DU MATCH PAR ÉQUIPE

### DEN 23 - 23 EGY

(11 - 10) (12 - 13)

Referees: (11) BORD G / (12) BUY O (FRA)

#### DEN - Denmark

No.	Name	Shots								Offence		Defence		Penalties				TP
		G/S	%	6m	Wing	9m	7m	FB	BT	AS	TF	ST	BS	YC	2Min	RC	EX	
1	HVIDT Kasper																	58:52
4	BOESEN Lasse	2/6	33			2/6												13:56
6	JOERGENSEN Lars Troels	0/1	0					0/1		3		1	1	1				31:41
7	JENSEN Jesper	4/7	57	2/2		2/5				1		1						27:40
9	CHRISTIANSEN Lars Roslyng	6/9	67	0/1	2/3		1/2	3/3			1							50:03
12	HENRIKSEN Peter																	1:08
13	SPELLERBERG Bo	2/3	67			0/1	2/2			1								22:35
14	KNUDSEN Michael V																	
19	NOEDDESBO Jesper	0/1	0	0/1						1	2		1					46:50
22	SARUP Kasper Soendergaard	0/3	0			0/3				1	1							7:56
23	BOLDSSEN Joachim Rietveld	3/5	60	1/1		1/3		1/1		1	2							50:52
24	LINDBERG Hans Ottar	3/9	33	0/1	1/5	0/1		2/2										59:56
25	BRUUN JOERGENSEN Klavs	1/5	20			1/5				3		1						22:58
26	NIELSEN Kasper	2/3	67					2/3				1		1	3	1		25:33
	Bench/Team										1			1				
<b>Totals</b>		23/52	44	3/6	3/8	6/24	3/4	8/10	0/0	10	7	3	3	3	4	1	0	

No.	Name	Total Shots		6m Shots		Wing Shots		9m Shots		7m Shots		Fast Breaks		Breakthroughs	
		S/S	%	S/S	%	S/S	%	S/S	%	S/S	%	S/S	%	S/S	%
1	HVIDT Kasper	8/29	28	0/8	0	1/1	100	6/11	55	1/2	50	0/2	0	0/5	0
12	HENRIKSEN Peter	1/3	33					1/1	100	0/1	0	0/1	0		
<b>Totals</b>		9/32	28	0/8	0	1/1	100	7/12	58	1/3	33	0/3	0	0/5	0

Team Shots	Goals	Saves	Missed	Post	Blocked	Total	%
6m Shots	3	1	1	1	0	6	50
Wing Shots	3	5	0	0	0	8	38
9m Shots	6	9	1	2	6	24	25
7m Shots	3	1	0	0	n/a	4	75
Fast Breaks	8	1	0	0	1	10	80
Breakthroughs							
<b>Totals</b>	23	17	2	3	7	52	44

Number of Attacks: 47, Scoring Efficiency: 49%



OSC GYMNASIUM  
 奥体中心体育馆  
 GYMNASE DU CSO

SUN 星期日 DIM  
 10 AUG 2008  
 20:45

HANDBALL  
 手球 / HANDBALL

MEN  
 男子项目 / HOMMES

PRELIMINARY GROUP B - MATCH 6  
 预赛B组 - 第6场 / PRÉLIMINAIRE GROUPE B - MATCH 6



### MATCH TEAM STATISTICS

参赛队技术统计 / STATISTIQUES DU MATCH PAR ÉQUIPE

## DEN 23 - 23 EGY

(11 - 10) (12 - 13)

Referees: (11) BORD G / (12) BUY O (FRA)

### DEN - Denmark

### Shots Distribution

Players			Goals / Shots			
4 BOESEN L	6 JOERGENSEN LT	7 JENSEN J	9 CHRISTIANSEN LR	13 SPELLERBERG B	14 KNUDSEN MV	19 NOEDDESBO J
1/2	0/1	1/1	2/3			0/1
1/2		0/1	1/1			
1/2		2/2	2/2	2/2		
3-Blocked		1-Post	1-Missed	1-Missed		
22 SARUP KS	23 BOLDSSEN JR	24 LINDBERG HO	25 BRUUN JOERGENSEN K	26 NIELSEN K		
		0/1	0/1	1/1		
		0/1	0/2			
0/1	1/1	2/2	1/2	2/2	0/1	1/1
2-Blocked	1-Blocked	1-Post	1-Post	1-Blocked		

#### Team

#### Offence

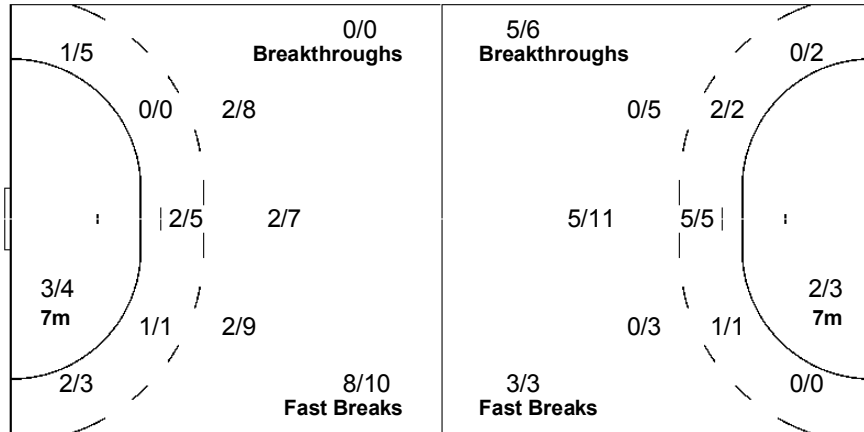
#### Defence

#### Goalkeepers

Goals / Shots

0/1	1/4	3/4
0/1	0/1	1/4
7/10	3/6	8/9

2-Missed 3-Post 7-Blocked



Saves / Shots

	1/1	2/2
1/2	1/1	0/2
2/10	0/1	2/13

1 HVIDT K

	1/1	2/2
1/2	1/1	0/2
2/10	0/1	1/10

12 HENRIKSEN P

		1/3



## MATCH TEAM STATISTICS

参赛队技术统计 / STATISTIQUES DU MATCH PAR ÉQUIPE

### DEN 23 - 23 EGY

(11 - 10) (12 - 13)

Referees: (11) BORD G / (12) BUY O (FRA)

#### EGY - Egypt

No.	Name	Shots								Offence		Defence		Penalties			TP	
		G/S	%	6m	Wing	9m	7m	FB	BT	AS	TF	ST	BS	YC	2Min	RC		EX
4	MABROUK Hussein										2							9:39
5	HUSSEIN Moustafa	1/2	50			0/1		1/1					1	1				59:37
6	EL AHMAR Ahmed	8/11	73	1/1		3/5	2/2	1/1	1/2	2	1							51:51
8	RAMADAN Mohamed	1/1	100	1/1						1	1				1			30:30
10	ABDELRAZEK Abouelfetoh									1								8:17
11	HASSABALLAH Mahmoud									1								15:34
12	NAKIB Mohamed																	56:49
14	MABROUK Hassan											2	1					19:10
15	ABD ELSALAM Mohamed	1/6	17	1/1	0/1	0/4					3				1			30:02
16	ABDEL MAKSOUD Walid																	3:11
17	MABROUK Belal	0/1	0		0/1								1					8:45
18	EL FAKHARANY Hany	3/3	100	3/3									1	1	2			37:57
19	YOUSRY Hassan	4/6	67	1/1		0/2			3/3		3							40:25
20	ZAKY Hussein	5/11	45	1/1		2/7	0/1	1/1	1/1			1	1					48:13
	Bench/Team													1				
<b>Totals</b>		23/41	56	8/8	0/2	5/19	2/3	3/3	5/6	5	10	1	7	4	4	0	0	

No.	Name	Total Shots		6m Shots		Wing Shots		9m Shots		7m Shots		Fast Breaks		Breakthroughs	
		S/S	%	S/S	%	S/S	%	S/S	%	S/S	%	S/S	%	S/S	%
12	NAKIB Mohamed	17/37	46	1/4	25	5/7	71	9/15	60	1/4	25	1/7	14		
16	ABDEL MAKSOUD Walid	0/3	0			0/1	0					0/2	0		
<b>Totals</b>		17/40	43	1/4	25	5/8	63	9/15	60	1/4	25	1/9	11	0/0	0

Team Shots	Goals	Saves	Missed	Post	Blocked	Total	%
6m Shots	8	0	0	0	0	8	100
Wing Shots	0	1	1	0	0	2	0
9m Shots	5	7	3	1	3	19	26
7m Shots	2	1	0	0	n/a	3	67
Fast Breaks	3	0	0	0	0	3	100
Breakthroughs	5	0	0	1	0	6	83
<b>Totals</b>	23	9	4	2	3	41	56

Number of Attacks: 47, Scoring Efficiency: 49%





**RESULTS**  
比赛成绩 / RÉSULTATS  
**EGY 27 - 28 RUS**  
(14 - 14) (13 - 14)

Referees: (29) LIUDOWYK A / (30) VAKULA V (UKR)

**EGY - Egypt**

Players		Shots								Penalties			
No.	Name	G/S	%	6m	Wing	9m	7m	FB	BT	YC	2Min	RC	EX
4	MABROUK Hussein	0/1	0					0/1					
5	HUSSEIN Moustafa	3/7	43	1/1	2/4			0/1	0/1				
6	EL AHMAR Ahmed	10/15	67		1/1	4/6	0/1	3/4	2/3				
8	RAMADAN Mohamed	1/1	100	1/1							1		
10	ABDELRAZEK Abouelfetoh												
11	HASSABALLAH Mahmoud												
12	NAKIB Mohamed												
14	MABROUK Hassan	3/3	100					3/3		1	1		
15	ABD ELSALAM Mohamed	3/6	50	0/1	1/1	1/3			1/1		1		
16	ABDEL MAKSOUD Walid												
17	MABROUK Belal	1/1	100			1/1					1		
18	EL FAKHARANY Hany	1/4	25	0/3				1/1		1			
19	YOUSRY Hassan	0/4	0	0/1				0/2	0/1				
20	ZAKY Hussein	5/8	63		1/1	1/3	3/3		0/1	1			
Bench/Team													
Totals		27/50	54	2/7	5/7	7/13	3/4	7/12	3/7	3	4	0	0

Goalkeepers		Saves							
No.	Name	S/S	%	6m	Wing	9m	7m	FB	BT
12	NAKIB Mohamed	14/39	36	5/10	2/6	5/13	1/4	1/3	0/3
16	ABDEL MAKSOUD Walid	1/4	25			0/2	0/1		1/1
Totals		15/43	35	5/10	2/6	5/15	1/5	1/3	1/4

**RUS - Russian Fed.**

Players		Shots								Penalties			
No.	Name	G/S	%	6m	Wing	9m	7m	FB	BT	YC	2Min	RC	EX
1	GRAMS Oleg												
2	FILIPPOV Vasily	3/4	75			2/3		1/1					
6	KRIVOSHLYKOV Denis	1/4	25	0/1	1/2				0/1				
8	EVDOKIMOV Egor	2/2	100	2/2									
10	CHERNOIVANOV Alexander	1/4	25	1/4						1	1		
15	RASTVORTSEV Alexey	8/10	80			7/9			1/1		1		
16	KOSTYGOV Alexey												
17	KAMANIN Alexey	0/1	0			0/1							
19	ASLANYAN Samvel	2/3	67	1/1		0/1			1/1				
23	KOKSHAROV Eduard	4/6	67				3/4	1/2		1			
25	KOVALEV Dmitry	1/4	25	0/1	1/3								
31	DIBIROV Timur	2/2	100		2/2							1	
35	IGROPULO Konstantin	3/6	50	1/1		1/4	1/1			1	1		
77	IVANOV Vitaly	1/2	50	0/1					1/1				
Bench/Team													
Totals		28/48	58	5/11	4/7	10/18	4/5	2/3	3/4	3	4	0	0

Goalkeepers		Saves							
No.	Name	S/S	%	6m	Wing	9m	7m	FB	BT
1	GRAMS Oleg	14/40	35	5/7	2/7	2/9	0/2	3/10	2/5
16	KOSTYGOV Alexey	2/3	67				1/2	1/1	
Totals		16/43	37	5/7	2/7	2/9	1/4	4/11	2/5

**RUNNING SCORE**

**EGY - RUS**

1st Half	
0 (1') 1	KRIVOSHLYKOV D
0 (2') 2	CHERNOIVANOV A
1 (3') 2	HUSSEIN M
1 (4') 3	KOKSHAROV E
2 (6') 3	ABD ELSALAM M
2 (6') 4	IVANOV V
2 (7') 5	IGROPULO K
3 (9') 5	ZAKY H
3 (10') 6	KOKSHAROV E
4 (10') 6	MABROUK B
4 (11') 7	ASLANYAN S
4 (16') 8	RASTVORTSEV A
5 (17') 8	ABD ELSALAM M
5 (17') 9	EVDOKIMOV E
6 (17') 9	ZAKY H
7 (19') 9	EL AHMAR A
7 (20') 10	RASTVORTSEV A
8 (21') 10	RAMADAN M
8 (22') 11	RASTVORTSEV A
9 (23') 11	HUSSEIN M
9 (23') 12	ASLANYAN S
10 (24') 12	EL FAKHARANY H
10 (25') 13	RASTVORTSEV A
11 (27') 13	EL AHMAR A
12 (27') 13	ZAKY H
13 (28') 13	HUSSEIN M
14 (29') 13	ABD ELSALAM M
14 (30') 14	FILIPPOV V

**2nd Half**

14 (32') 15	KOKSHAROV E
14 (32') 16	KOKSHAROV E
15 (34') 16	EL AHMAR A
15 (35') 17	IGROPULO K
16 (36') 17	EL AHMAR A
16 (37') 18	KOVALEV D
17 (37') 18	EL AHMAR A
17 (38') 19	RASTVORTSEV A
17 (38') 20	EVDOKIMOV E
18 (39') 20	EL AHMAR A
19 (41') 20	MABROUK H
20 (42') 20	MABROUK H
20 (43') 21	RASTVORTSEV A
20 (44') 22	IGROPULO K
20 (45') 23	DIBIROV T
20 (47') 24	FILIPPOV V
21 (48') 24	EL AHMAR A
21 (49') 25	FILIPPOV V
22 (50') 25	EL AHMAR A
23 (52') 25	ZAKY H
24 (54') 25	EL AHMAR A
24 (55') 26	DIBIROV T
25 (56') 26	EL AHMAR A
26 (57') 26	MABROUK H
26 (58') 27	RASTVORTSEV A
27 (60') 27	ZAKY H
27 (60') 28	RASTVORTSEV A

Legend:									
%	Efficiency	2Min	2 Minute Suspensions	6m	6-metre Shots	7m	7-metre Shots	9m	9-metre Shots
BT	Breakthroughs	EX	Exclusions	FB	Fast Breaks	G/S	Goals/Shots	RC	Red Cards
S/S	Saves/Shots	Wing	Wing Shots	YC	Yellow Cards				



**MATCH TEAM STATISTICS**  
参赛队技术统计 / STATISTIQUES DU MATCH PAR ÉQUIPE

**EGY 27 - 28 RUS**  
(14 - 14) (13 - 14)

Referees: (29) LIUDOWYK A / (30) VAKULA V (UKR)

**EGY - Egypt**

No.	Name	Shots								Offence		Defence		Penalties				TP
		G/S	%	6m	Wing	9m	7m	FB	BT	AS	TF	ST	BS	YC	2Min	RC	EX	
4	MABROUK Hussein	0/1	0					0/1										13:38
5	HUSSEIN Moustafa	3/7	43	1/1	2/4			0/1	0/1	1		2						58:44
6	EL AHMAR Ahmed	10/15	67		1/1	4/6	0/1	3/4	2/3	3	1	2						47:30
8	RAMADAN Mohamed	1/1	100	1/1						2	1				1			41:34
10	ABDELRAZEK Abouelfetoh									1								12:30
11	HASSABALLAH Mahmoud																	
12	NAKIB Mohamed																	54:26
14	MABROUK Hassan	3/3	100					3/3		1		1		1	1			29:54
15	ABD ELSALAM Mohamed	3/6	50	0/1	1/1	1/3			1/1	2	1				1			30:35
16	ABDEL MAKSOUD Walid																	5:34
17	MABROUK Belal	1/1	100			1/1					2				1			15:20
18	EL FAKHARANY Hany	1/4	25	0/3				1/1		1				1				22:13
19	YOUSRY Hassan	0/4	0	0/1				0/2	0/1	4	2							41:55
20	ZAKY Hussein	5/8	63		1/1	1/3	3/3		0/1	1	2	1	1	1				46:07
	Bench/Team																	
<b>Totals</b>		27/50	54	2/7	5/7	7/13	3/4	7/12	3/7	16	9	6	1	3	4	0	0	

No.	Name	Total Shots		6m Shots		Wing Shots		9m Shots		7m Shots		Fast Breaks		Breakthroughs	
		S/S	%	S/S	%	S/S	%	S/S	%	S/S	%	S/S	%	S/S	%
12	NAKIB Mohamed	14/39	36	5/10	50	2/6	33	5/13	38	1/4	25	1/3	33	0/3	0
16	ABDEL MAKSOUD Walid	1/4	25					0/2	0	0/1	0			1/1	100
<b>Totals</b>		15/43	35	5/10	50	2/6	33	5/15	33	1/5	20	1/3	33	1/4	25

Team Shots	Goals	Saves	Missed	Post	Blocked	Total	%
6m Shots	2	5	0	0	0	7	29
Wing Shots	5	2	0	0	0	7	71
9m Shots	7	2	1	0	3	13	54
7m Shots	3	1	0	0	n/a	4	75
Fast Breaks	7	4	1	0	0	12	58
Breakthroughs	3	2	1	1	0	7	43
<b>Totals</b>	27	16	3	1	3	50	54

Number of Attacks: 56, Scoring Efficiency: 48%



**OSC GYMNASIUM**  
 奥体中心体育馆  
 GYMNASE DU CSO

TUE 星期二 MAR  
 12 AUG 2008  
 10:45

**HANDBALL**  
 手球 / HANDBALL

**MEN**  
 男子项目 / HOMMES

**PRELIMINARY GROUP B - MATCH 8**  
 预赛B组 - 第8场 / PRÉLIMINAIRE GROUPE B - MATCH 8



**MATCH TEAM STATISTICS**  
 参赛队技术统计 / STATISTIQUES DU MATCH PAR ÉQUIPE

**EGY 27 - 28 RUS**  
 (14 - 14) (13 - 14)

Referees: (29) LIUDOWYK A / (30) VAKULA V (UKR)

**EGY - Egypt**

**Shots Distribution**

Players			Goals / Shots			
4 MABROUK H	5 HUSSEIN M	6 EL AHMAR A	8 RAMADAN M	10 ABDELRAZEK A	11 HASSABALLAH M	14 MABROUK H
0/1	1/1 0/1 0/1	1/1 2/2 2/2 0/1 3/4	1/1			1/1 2/2
	1-Missed	1-Missed 1-Blocked				
15 ABD ELSALAM M	17 MABROUK B	18 EL FAKHARANY H	19 YOUSRY H	20 ZAKY H		
0/1 0/1 2/2 1/1 0/1	1/1	0/1 1/1 0/1	0/2 0/1	2/2 1/1 2/2		
			1-Post	1-Missed 2-Blocked		

Team	Offence	Defence	Goalkeepers
Goals / Shots			Saves / Shots
2/3 1/1 5/6 0/2 2/7 6/7 4/7 7/10 3-Missed 1-Post 3-Blocked			12 NAKIB M 2/5 1/4 0/2 2/3 3/6 3/6 2/7 1/6  16 ABDEL MAKSOU D W 0/1 0/1 0/1 1/1



### MATCH TEAM STATISTICS

参赛队技术统计 / STATISTIQUES DU MATCH PAR ÉQUIPE

## EGY 27 - 28 RUS

(14 - 14) (13 - 14)

Referees: (29) LIUDOWYK A / (30) VAKULA V (UKR)

### RUS - Russian Fed.

Players		Shots								Offence		Defence		Penalties				TP
No.	Name	G/S	%	6m	Wing	9m	7m	FB	BT	AS	TF	ST	BS	YC	2Min	RC	EX	
1	GRAMS Oleg										1							59:19
2	FILIPPOV Vasily	3/4	75			2/3		1/1		1								36:25
6	KRIVOSHLYKOV Denis	1/4	25	0/1	1/2				0/1	3								32:48
8	EVDOKIMOV Egor	2/2	100	2/2							1		2					26:48
10	CHERNOIVANOV Alexander	1/4	25	1/4						2	1		1	1	1			38:25
15	RASTVORTSEV Alexey	8/10	80			7/9			1/1		1				1			32:38
16	KOSTYGOV Alexey																	0:41
17	KAMANIN Alexey	0/1	0			0/1				3	2							27:26
19	ASLANYAN Samvel	2/3	67	1/1		0/1			1/1									9:51
23	KOKSHAROV Eduard	4/6	67				3/4	1/2			2	1		1				43:05
25	KOVALEV Dmitry	1/4	25	0/1	1/3					1	1							26:22
31	DIBIROV Timur	2/2	100		2/2						1	1				1		23:13
35	IGROPULO Konstantin	3/6	50	1/1		1/4	1/1			1	4			1	1			39:31
77	IVANOV Vitaly	1/2	50	0/1					1/1	1	1							23:28
	Bench/Team																	
<b>Totals</b>		28/48	58	5/11	4/7	10/18	4/5	2/3	3/4	12	15	2	3	3	4	0	0	

Goalkeepers		Total Shots		6m Shots		Wing Shots		9m Shots		7m Shots		Fast Breaks		Breakthroughs	
No.	Name	S/S	%	S/S	%	S/S	%	S/S	%	S/S	%	S/S	%	S/S	%
1	GRAMS Oleg	14/40	35	5/7	71	2/7	29	2/9	22	0/2	0	3/10	30	2/5	40
16	KOSTYGOV Alexey	2/3	67							1/2	50	1/1	100		
<b>Totals</b>		16/43	37	5/7	71	2/7	29	2/9	22	1/4	25	4/11	36	2/5	40

Team Shots	Goals	Saves	Missed	Post	Blocked	Total	%
6m Shots	5	5	0	1	0	11	45
Wing Shots	4	2	0	1	0	7	57
9m Shots	10	5	2	0	1	18	56
7m Shots	4	1	0	0	n/a	5	80
Fast Breaks	2	1	0	0	0	3	67
Breakthroughs	3	1	0	0	0	4	75
<b>Totals</b>	28	15	2	2	1	48	58

Number of Attacks: 56, Scoring Efficiency: 50%





**OSC GYMNASIUM**  
奥体中心体育馆  
GYMNASIE DU CSO

TUE 星期二 MAR  
12 AUG 2008  
10:45

**HANDBALL**  
手球 / HANDBALL

**MEN**  
男子项目 / HOMMES

**PRELIMINARY GROUP B - MATCH 8**  
预赛B组 - 第8场 / PRÉLIMINAIRE GROUPE B - MATCH 8



### MATCH TEAM STATISTICS

参赛队技术统计 / STATISTIQUES DU MATCH PAR ÉQUIPE

## EGY 27 - 28 RUS

(14 - 14) (13 - 14)

Referees: (29) LIUDOWYK A / (30) VAKULA V (UKR)

### RUS - Russian Fed.

### Shots Distribution

**Players**

Goals / Shots

2 FILIPPOV V			6 KRIVOSHLYKOV D			8 EVDOKIMOV E			10 CHERNOIVANOV A			15 RASTVORTSEV A			17 KAMANIN A			19 ASLANYAN S		
1/1		2/2	0/1	1/1				2/2			0/2	1/1								
		0/1		0/1	0/1						1/1	1/1	2/2	4/4	0/1			1/2	1/1	

1-Post 2-Missed

23 KOKSHAROV E			25 KOVALEV D			31 DIBIROV T			35 IGROPULO K			77 IVANOV V		
1/1				0/1			2/2		1/1			1/2		
1/2		1/1							0/1					
1/2			1/1	0/1						2/3				

1-Post 1-Blocked

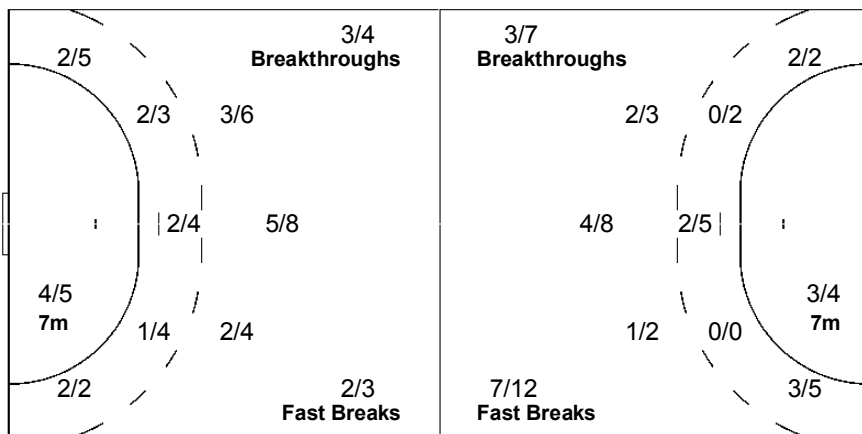
**Team**

Goals / Shots

4/6	3/4	2/2
2/4		3/6
4/7	5/8	5/6

2-Missed 2-Post 1-Blocked

**Offence**



**Defence**

**Goalkeepers**

Saves / Shots

1/3	0/1	
1/6	2/2	5/7
1/7	3/7	3/10

1 GRAMS O

1/3	0/1	
1/6	2/2	4/6
1/6	2/6	3/10

16 KOSTYGOV A

		1/1
0/1	1/1	

**Legend:**

% Efficiency	<b>2Min</b> 2 Minute Suspensions	<b>6m</b> 6-metre Shots	<b>7m</b> 7-metre Shots	<b>9m</b> 9-metre Shots
<b>AS</b> Assists	<b>BS</b> Blocked Shots	<b>BT</b> Breakthroughs	<b>EX</b> Exclusions	<b>FB</b> Fast Breaks
<b>G/S</b> Goals/Shots	<b>n/a</b> not applicable	<b>RC</b> Red Cards	<b>S/S</b> Saves/Shots	<b>ST</b> Steals
<b>TF</b> Technical Faults	<b>TP</b> Time Played	<b>Wing</b> Wing Shots	<b>YC</b> Yellow Cards	



## RESULTS

比赛成绩 / RÉSULTATS

### KOR 31 - 30 DEN

(13 - 14) (18 - 16)

Referees: (17) LICIS R / (18) STOLAROV S Z (LAT)

#### RUNNING SCORE

##### KOR - DEN

#### KOR - Korea

Players		Shots								Penalties			
No.	Name	G/S	%	6m	Wing	9m	7m	FB	BT	YC	2Min	RC	EX
1	HAN Kyungtai												
2	JEONG Yikyong	0/1	0			0/1							
6	KIM Teawan	0/1	0		0/1								
7	JUNG Suyoung	9/12	75	2/2		6/8	0/1		1/1	1			
8	PARK Junggeu	2/3	67	2/3						1	1		
10	PARK Chanyong												
13	YOON Kyungshin	0/2	0			0/1	0/1						
14	CHO Chihyo	2/6	33		1/1	1/3	0/1		0/1				
15	LEE Teayoung	1/3	33		0/2			1/1					
16	KANG Ilkoo												
17	LEE Jaewoo	3/6	50			1/3		1/2	1/1				
18	PAEK Wonchul	6/13	46	0/1		5/10		1/2					
20	KO Kyungsoo	6/7	86	1/1	4/5	1/1							
23	YOON Kyungmin	2/6	33	1/1		0/4		1/1					
	Bench/Team												
	Totals	31/60	52	6/8	5/9	14/31	0/3	4/6	2/3	2	1	0	0

Goalkeepers		Saves							
No.	Name	S/S	%	6m	Wing	9m	7m	FB	BT
1	HAN Kyungtai	8/30	27	3/10	1/5	2/8		0/4	2/3
16	KANG Ilkoo	2/10	20	1/5		1/3	0/2		
	Totals	10/40	25	4/15	1/5	3/11	0/2	0/4	2/3

#### DEN - Denmark

Players		Shots								Penalties			
No.	Name	G/S	%	6m	Wing	9m	7m	FB	BT	YC	2Min	RC	EX
1	HVIDT Kasper												
4	BOESEN Lasse												
6	JOERGENSEN Lars Troels	2/4	50	2/3					0/1	1			
7	JENSEN Jesper	0/2	0			0/2				1	1		
9	CHRISTIANSEN Lars Roslyng	4/5	80		2/3		2/2						
12	HENRIKSEN Peter												
13	SPELLERBERG Bo												
15	HANSEN Mikkel	2/3	67			2/3							
19	NOEDDESBO Jesper	11/12	92	9/10				2/2					
22	SARUP Kasper Soendergaard	1/1	100		1/1								
23	BOLDSEN Joachim Rietveld	0/2	0	0/1		0/1							
24	LINDBERG Hans Ottar	2/3	67	0/1	1/1			1/1					
25	BRUUN JOERGENSEN Klavs	7/9	78			6/8			1/1				
26	NIELSEN Kasper	1/4	25	0/1		0/1		1/1	0/1	1	1		
	Bench/Team												
	Totals	30/45	67	11/16	4/5	8/15	2/2	4/4	1/3	3	2	0	0

Goalkeepers		Saves							
No.	Name	S/S	%	6m	Wing	9m	7m	FB	BT
1	HVIDT Kasper	20/44	45	0/6	3/8	12/23	3/3	1/3	1/1
12	HENRIKSEN Peter	1/8	13	1/1		0/3		0/2	0/2
	Totals	21/52	40	1/7	3/8	12/26	3/3	1/5	1/3

1st Half	
PAEK W	1 (2') 0
LEE T	1 (2') 1
YOON K	3 (4') 1
	3 (4') 2
	3 (5') 3
	3 (7') 4
	3 (8') 5
YOON K	4 (9') 5
	4 (10') 6
PARK J	5 (11') 6
KO K	6 (11') 6
	6 (13') 7
PARK J	7 (14') 7
	7 (14') 8
PAEK W	8 (15') 8
	8 (15') 9
KO K	9 (16') 9
	9 (16') 10
CHO C	10 (17') 10
	10 (21') 11
KO K	11 (24') 11
KO K	12 (25') 11
KO K	13 (27') 11
	13 (27') 12
	13 (28') 13
	13 (30') 14

2nd Half	
	13 (31') 15
JUNG S	14 (32') 15
	14 (33') 16
JUNG S	15 (33') 16
	15 (33') 17
JUNG S	16 (35') 17
	16 (40') 18
CHO C	17 (40') 18
	17 (41') 19
JUNG S	18 (42') 19
PAEK W	19 (43') 19
	19 (43') 20
LEE J	20 (44') 20
	20 (44') 21
PAEK W	21 (45') 21
PAEK W	22 (46') 21
LEE J	23 (47') 21
PAEK W	24 (47') 21
	24 (48') 22
	25 (49') 22
	25 (50') 23
JUNG S	26 (51') 23
	26 (51') 24
JUNG S	27 (52') 24
	27 (52') 25
	27 (54') 26
JUNG S	28 (55') 26
	28 (56') 27
	28 (57') 28
JUNG S	29 (57') 28
	29 (58') 29
KO K	30 (59') 29
	30 (59') 30
JUNG S	31 (60') 30

Legend:									
%	Efficiency	2Min	2 Minute Suspensions	6m	6-metre Shots	7m	7-metre Shots	9m	9-metre Shots
BT	Breakthroughs	EX	Exclusions	FB	Fast Breaks	G/S	Goals/Shots	RC	Red Cards
S/S	Saves/Shots	Wing	Wing Shots	YC	Yellow Cards				



## MATCH TEAM STATISTICS

参赛队技术统计 / STATISTIQUES DU MATCH PAR ÉQUIPE

**KOR 31 - 30 DEN**

(13 - 14) (18 - 16)

Referees: (17) LICIS R / (18) STOLAROVZ Z (LAT)

### KOR - Korea

No.	Name	Shots								Offence		Defence		Penalties				TP
		G/S	%	6m	Wing	9m	7m	FB	BT	AS	TF	ST	BS	YC	2Min	RC	EX	
1	HAN Kyungtai												1					47:53
2	JEONG Yikyeong	0/1	0			0/1												8:08
6	KIM Teawan	0/1	0		0/1								1					27:23
7	JUNG Suyoung	9/12	75	2/2		6/8	0/1			1/1	1			1				42:03
8	PARK Junggeu	2/3	67	2/3							1		1	1	1			50:45
10	PARK Chanyong										1							6:00
13	YOON Kyungshin	0/2	0			0/1	0/1				1		1	1				20:22
14	CHO Chihyo	2/6	33		1/1	1/3	0/1			0/1		1	1					47:27
15	LEE Teayoung	1/3	33		0/2					1/1								9:39
16	KANG Ilkoo																	12:07
17	LEE Jaewoo	3/6	50			1/3				1/2	1/1	5				1		47:22
18	PAEK Wonchul	6/13	46	0/1		5/10				1/2		1		2				49:53
20	KO Kyungsoo	6/7	86	1/1	4/5	1/1								1				28:47
23	YOON Kyungmin	2/6	33	1/1		0/4				1/1		1	1	1				22:11
	Bench/Team																	
	<b>Totals</b>	31/60	52	6/8	5/9	14/31	0/3	4/6	2/3	10	3	8	3	2	1	0	0	

No.	Name	Total Shots		6m Shots		Wing Shots		9m Shots		7m Shots		Fast Breaks		Breakthroughs	
		S/S	%	S/S	%	S/S	%	S/S	%	S/S	%	S/S	%	S/S	%
1	HAN Kyungtai	8/30	27	3/10	30	1/5	20	2/8	25			0/4	0	2/3	67
16	KANG Ilkoo	2/10	20	1/5	20			1/3	33	0/2	0				
	<b>Totals</b>	10/40	25	4/15	27	1/5	20	3/11	27	0/2	0	0/4	0	2/3	67

Team Shots	Goals	Saves	Missed	Post	Blocked	Total	%
6m Shots	6	1	1	0	0	8	75
Wing Shots	5	3	1	0	0	9	56
9m Shots	14	12	0	0	5	31	45
7m Shots	0	3	0	0	n/a	3	0
Fast Breaks	4	1	0	1	0	6	67
Breakthroughs	2	1	0	0	0	3	67
<b>Totals</b>	31	21	2	1	5	60	52

Number of Attacks: 56, Scoring Efficiency: 55%



**OSC GYMNASIUM**  
 奥体中心体育馆  
 GYMNASE DU CSO

TUE 星期二 MAR  
 12 AUG 2008  
 19:00

**HANDBALL**  
 手球 / HANDBALL

**MEN**  
 男子项目 / HOMMES

**PRELIMINARY GROUP B - MATCH 11**  
 预赛B组 - 第11场 / PRÉLIMINAIRE GROUPE B - MATCH 11



## MATCH TEAM STATISTICS

参赛队技术统计 / STATISTIQUES DU MATCH PAR ÉQUIPE

**KOR 31 - 30 DEN**  
 (13 - 14) (18 - 16)

Referees: (17) LICIS R / (18) STOLAROV S (LAT)

### KOR - Korea

#### Shots Distribution

Players			Goals / Shots																	
2 JEONG Y			6 KIM T			7 JUNG S			8 PARK J			10 PARK C			13 YOON K			14 CHO C		
					0/1			1/1											1/1	
											1/1						0/1	0/1		0/1
0/1						4/4	1/2	3/5			1/1							0/1	0/1	1/1
						1-Missed									1-Blocked					
15 LEE T			17 LEE J			18 PAEK W			20 KO K			23 YOON K								
0/1							0/1	0/1			2/2									
			1/1			1/1														
	0/1	1/1	1/1		1/2	3/5		2/3	2/2		2/2	1/3		1/2						
			1-Post 1-Blocked			2-Blocked 1-Missed						1-Blocked								

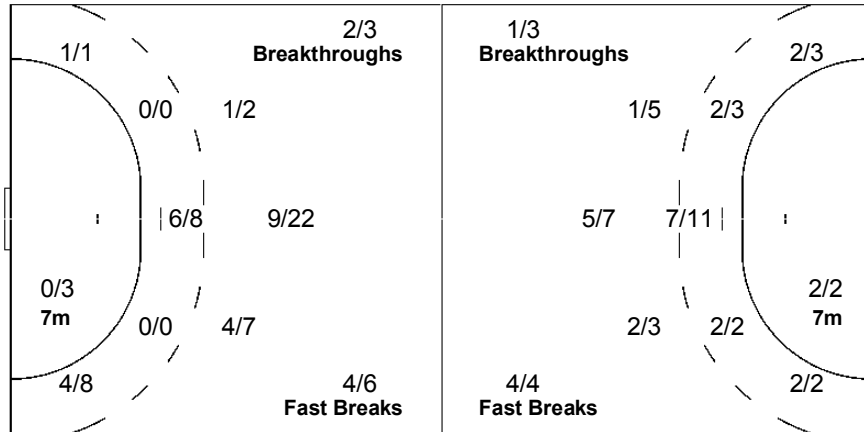
#### Team

Goals / Shots

0/1	2/3	2/4
2/3		1/3
11/17	1/4	12/17

2-Missed 1-Post 5-Blocked

#### Offence



#### Goalkeepers

Saves / Shots

0/2	1/3	2/9
0/2		2/4
2/8	1/2	2/10

1 HAN K		
	1/1	2/6
0/2		1/3
2/7	1/2	1/9

16 KANG I		
0/2	0/2	0/3
		1/1
0/1		1/1



## MATCH TEAM STATISTICS

参赛队技术统计 / STATISTIQUES DU MATCH PAR ÉQUIPE

### KOR 31 - 30 DEN

(13 - 14) (18 - 16)

Referees: (17) LICIS R / (18) STOLAROVZ Z (LAT)

#### DEN - Denmark

No.	Name	Shots								Offence		Defence		Penalties				TP
		G/S	%	6m	Wing	9m	7m	FB	BT	AS	TF	ST	BS	YC	2Min	RC	EX	
1	HVIDT Kasper																	51:10
4	BOESEN Lasse										1							11:35
6	JOERGENSEN Lars Troels	2/4	50	2/3								3	1					32:52
7	JENSEN Jesper	0/2	0			0/2				3	6			1	1			36:11
9	CHRISTIANSEN Lars Roslyng	4/5	80		2/3		2/2											47:21
12	HENRIKSEN Peter																	8:50
13	SPELLERBERG Bo									4								11:01
15	HANSEN Mikkel	2/3	67			2/3												2:57
19	NOEDDESBO Jesper	11/12	92	9/10				2/2		3	3		1					56:14
22	SARUP Kasper Soendergaard	1/1	100		1/1													5:25
23	BOLDSSEN Joachim Rietveld	0/2	0	0/1		0/1				3			1					44:48
24	LINDBERG Hans Ottar	2/3	67	0/1	1/1				1/1	2		1						54:35
25	BRUUN JOERGENSEN Klavs	7/9	78			6/8			1/1	3	1							27:24
26	NIELSEN Kasper	1/4	25	0/1		0/1			1/1	0/1	1	2		1	1			29:37
	Bench/Team																	
<b>Totals</b>		30/45	67	11/16	4/5	8/15	2/2	4/4	1/3	19	13	1	5	3	2	0	0	

No.	Name	Total Shots		6m Shots		Wing Shots		9m Shots		7m Shots		Fast Breaks		Breakthroughs	
		S/S	%	S/S	%	S/S	%	S/S	%	S/S	%	S/S	%	S/S	%
1	HVIDT Kasper	20/44	45	0/6	0	3/8	38	12/23	52	3/3	100	1/3	33	1/1	100
12	HENRIKSEN Peter	1/8	13	1/1	100			0/3	0			0/2	0	0/2	0
<b>Totals</b>		21/52	40	1/7	14	3/8	38	12/26	46	3/3	100	1/5	20	1/3	33

Team Shots	Goals	Saves	Missed	Post	Blocked	Total	%
6m Shots	11	4	0	1	0	16	69
Wing Shots	4	1	0	0	0	5	80
9m Shots	8	3	1	0	3	15	53
7m Shots	2	0	0	0	n/a	2	100
Fast Breaks	4	0	0	0	0	4	100
Breakthroughs	1	2	0	0	0	3	33
<b>Totals</b>	30	10	1	1	3	45	67

Number of Attacks: 55, Scoring Efficiency: 55%



### MATCH TEAM STATISTICS

参赛队技术统计 / STATISTIQUES DU MATCH PAR ÉQUIPE

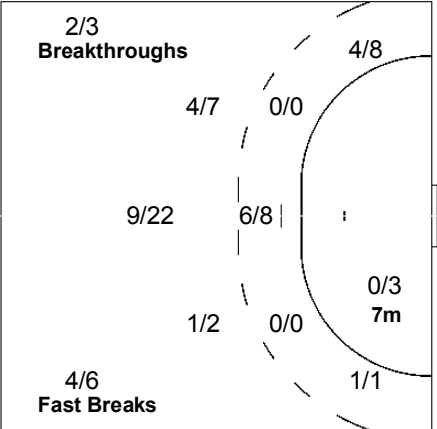
**KOR 31 - 30 DEN**  
(13 - 14) (18 - 16)

Referees: (17) LICIS R / (18) STOLAROVZ Z (LAT)

#### DEN - Denmark

#### Shots Distribution

Players			Goals / Shots			
4 BOESEN L	6 JOERGENSEN LT	7 JENSEN J	9 CHRISTIANSEN LR	13 SPELLERBERG B	15 HANSEN M	19 NOEDDESBO J
	0/1 1/1		1/1 1/1 1/1		1/1	1/1 3/3
						1/2
	1/1		0/1 1/1		1/1	3/3 3/3
	1-Post	1-Missed 1-Blocked			1-Blocked	
22 SARUP KS	23 BOLDSJEN JR	24 LINDBERG HO	25 BRUUN JOERGENSEN K	26 NIELSEN K		
1/1		0/1	1/1 1/1	0/2		
	0/1 0/1	1/1 1/1	1/1 3/4	1/1		
			1-Blocked	0/1		

Team	Offence	Defence	Goalkeepers																																				
Goals / Shots			Saves / Shots																																				
<table border="1"> <tr><td>2/2</td><td>2/3</td><td>7/9</td></tr> <tr><td>2/2</td><td></td><td>2/4</td></tr> <tr><td>6/8</td><td>1/2</td><td>8/10</td></tr> </table> <p>1-Missed 1-Post 3-Blocked</p>	2/2	2/3	7/9	2/2		2/4	6/8	1/2	8/10			<table border="1"> <tr><td>1/1</td><td>1/3</td><td>2/4</td></tr> <tr><td>1/3</td><td></td><td>2/3</td></tr> <tr><td>6/17</td><td>3/4</td><td>5/17</td></tr> </table> <p>1 HVIDT K</p> <table border="1"> <tr><td>1/1</td><td>1/2</td><td>2/4</td></tr> <tr><td>1/1</td><td></td><td>2/3</td></tr> <tr><td>5/14</td><td>3/4</td><td>5/15</td></tr> </table> <p>12 HENRIKSEN P</p> <table border="1"> <tr><td></td><td>0/1</td><td></td></tr> <tr><td>0/2</td><td></td><td></td></tr> <tr><td>1/3</td><td></td><td>0/2</td></tr> </table>	1/1	1/3	2/4	1/3		2/3	6/17	3/4	5/17	1/1	1/2	2/4	1/1		2/3	5/14	3/4	5/15		0/1		0/2			1/3		0/2
2/2	2/3	7/9																																					
2/2		2/4																																					
6/8	1/2	8/10																																					
1/1	1/3	2/4																																					
1/3		2/3																																					
6/17	3/4	5/17																																					
1/1	1/2	2/4																																					
1/1		2/3																																					
5/14	3/4	5/15																																					
	0/1																																						
0/2																																							
1/3		0/2																																					

Legend:							
%	Efficiency	2Min	2 Minute Suspensions	6m	6-metre Shots	7m	7-metre Shots
AS	Assists	BS	Blocked Shots	BT	Breakthroughs	EX	Exclusions
G/S	Goals/Shots	n/a	not applicable	RC	Red Cards	S/S	Saves/Shots
TF	Technical Faults	TP	Time Played	Wing	Wing Shots	YC	Yellow Cards
						9m	9-metre Shots
						FB	Fast Breaks
						ST	Steals



## RESULTS

比赛成绩 / RÉSULTATS

### ISL 33 - 29 GER

(17 - 14) (16 - 15)

Referees: (11) BORD G / (12) BUY O (FRA)

#### ISL - Iceland

Players		Shots								Penalties			
No.	Name	G/S	%	6m	Wing	9m	7m	FB	BT	YC	2Min	RC	EX
1	GUSTAVSSON Bjorgvin Pall												
3	GEIRSSON Logi	3/6	50			2/5		1/1					
5	SIGURDSSON Sigfus												
6	HALLGRIMSSON Asgeir Orn	0/1	0					0/1					
7	ATLASON Arnor	4/10	40		0/1	2/7		2/2		1	1		
9	SIGURDSSON Gudjon Valur	7/8	88		5/5	0/1		2/2					
10	GUDJONSSON Snorri Steinn	8/11	73	2/3		2/3	4/4	0/1					
11	STEFANSSON Olafur	4/7	57		0/1	4/5			0/1				
14	ASGEIRSSON Sturla												
15	PETERSSON Alexander	5/7	71		1/1	1/3		3/3		1			
16	GUDMUNDSSON Hreidar Levy												
17	JAKOBSSON Sverre Andreas											1	
18	GUNNARSSON Robert	2/2	100	2/2									
19	INGIMUNDARSON Ingimundur	0/1	0					0/1		1			
Bench/Team													
Totals		33/53	62	4/5	6/8	11/24	4/4	8/11	0/1	3	2	0	0

Goalkeepers		Saves							
No.	Name	S/S	%	6m	Wing	9m	7m	FB	BT
1	GUSTAVSSON Bjorgvin Pall	4/19	21	0/4		3/10	1/2	0/1	0/2
16	GUDMUNDSSON Hreidar Levy	5/19	26	0/3	0/1	4/8	0/1	1/2	0/4
Totals		9/38	24	0/7	0/1	7/18	1/3	1/3	0/6

#### GER - Germany

Players		Shots								Penalties			
No.	Name	G/S	%	6m	Wing	9m	7m	FB	BT	YC	2Min	RC	EX
1	FRITZ Henning										1		
2	HENS Pascal	2/4	50			2/4							
4	ROGGISCH Oliver									1	2		
5	KLEIN Dominik												
8	SCHWARZER Christian	2/2	100	2/2									
10	KOHRMANN Oliver	0/1	0			0/1							
11	GLANDORF Holger	8/13	62	2/2		4/9		1/1	1/1				
12	BITTER Johannes												
14	ZEITZ Christian	0/1	0			0/1						1	
15	JANSEN Torsten	2/5	40	0/1			0/1	1/2	1/1		1		
17	KLIMOVETS Andrei												
18	KRAUS Michael	13/16	81	2/2		5/8	2/2		4/4	1	1		
19	KEHRMANN Florian	2/3	67	1/1	1/1	0/1							
24	HAASS Michael												
Bench/Team													
Totals		29/45	64	7/8	1/1	11/24	2/3	2/3	6/6	2	5	1	0

Goalkeepers		Saves							
No.	Name	S/S	%	6m	Wing	9m	7m	FB	BT
1	FRITZ Henning	4/10	40	0/1		3/6		1/3	
12	BITTER Johannes	9/36	25	0/3	2/8	6/14	0/4	1/7	
Totals		13/46	28	0/4	2/8	9/20	0/4	2/10	0/0

#### RUNNING SCORE

##### ISL - GER

		1st Half			
		0 (1')	1 (2')		
GUDJONSSON SS	GLANDORF H	1 (3')	1 (3')		
	KRAUS M	2 (3')	2 (3')		
PETERSSON A	KRAUS M	2 (3')	3 (4')		
ATLASON A	KRAUS M	3 (6')	4 (7')		
	HENS P	3 (7')	5 (11')		
STEFANSSON O	JANSEN T	4 (8')	6 (11')		
	KRAUS M	5 (8')	6 (10')		
GUDJONSSON SS	SCHWARZER C	5 (10')	7 (12')		
	KRAUS M	6 (11')	8 (12')		
GUDJONSSON SS	GLANDORF H	6 (12')	9 (15')		
GUDJONSSON SS	HENS P	7 (12')	10 (15')		
	GLANDORF H	7 (15')	11 (15')		
GUDJONSSON SS	KRAUS M	8 (16')	12 (17')		
STEFANSSON O	KRAUS M	9 (18')	12 (18')		
ATLASON A	KRAUS M	10 (18')	12 (20')		
GUDJONSSON SS	KRAUS M	11 (20')	12 (21')		
GEIRSSON L	KRAUS M	12 (21')	13 (22')		
	GLANDORF H	12 (22')	13 (23')		
PETERSSON A	KRAUS M	13 (23')	13 (25')		
GUDJONSSON SS	KRAUS M	14 (25')	13 (27')		
SIGURDSSON GV	KRAUS M	15 (27')	13 (28')		
SIGURDSSON GV	JANSEN T	16 (28')	14 (29')		
	JANSEN T	16 (29')	14 (30')		
SIGURDSSON GV	KRAUS M	17 (30')	14 (30')		

##### 2nd Half

	KEHRMANN F	17 (32')	15 (33')		
	KRAUS M	17 (33')	16 (34')		
	KRAUS M	17 (34')	17 (35')		
	KRAUS M	17 (35')	18 (36')		
GUNNARSSON R	KRAUS M	18 (36')	19 (36')		
	GLANDORF H	18 (36')	20 (37')		
	KEHRMANN F	18 (37')	20 (38')		
GEIRSSON L	KRAUS M	19 (38')	20 (38')		
PETERSSON A	KRAUS M	20 (38')	21 (39')		
	KRAUS M	20 (39')	21 (40')		
GEIRSSON L	KRAUS M	21 (40')	21 (41')		
STEFANSSON O	KRAUS M	22 (41')	22 (42')		
	KRAUS M	22 (42')	23 (43')		
SIGURDSSON GV	KRAUS M	23 (43')	24 (45')		
GUDJONSSON SS	KRAUS M	24 (45')	24 (46')		
	GLANDORF H	24 (46')	24 (50')		
STEFANSSON O	KRAUS M	25 (50')	25 (50')		
	KRAUS M	25 (50')	25 (52')		
PETERSSON A	KRAUS M	26 (52')	25 (53')		
	GLANDORF H	27 (53')	26 (55')		
SIGURDSSON GV	KRAUS M	28 (55')	26 (56')		
GUNNARSSON R	KRAUS M	29 (56')	26 (57')		
ATLASON A	GLANDORF H	30 (57')	27 (58')		
	GLANDORF H	30 (58')	27 (58')		
SIGURDSSON GV	KRAUS M	31 (58')	27 (59')		
ATLASON A	KRAUS M	32 (59')	28 (60')		
	KRAUS M	32 (59')	28 (60')		
SIGURDSSON GV	SCHWARZER C	33 (60')	29 (60')		

#### Legend:

%	Efficiency	2Min	2 Minute Suspensions	6m	6-metre Shots	7m	7-metre Shots	9m	9-metre Shots
BT	Breakthroughs	EX	Exclusions	FB	Fast Breaks	G/S	Goals/Shots	RC	Red Cards
S/S	Saves/Shots	Wing	Wing Shots	YC	Yellow Cards				



## MATCH TEAM STATISTICS

参赛队技术统计 / STATISTIQUES DU MATCH PAR ÉQUIPE

### ISL 33 - 29 GER

(17 - 14) (16 - 15)

Referees: (11) BORD G / (12) BUY O (FRA)

#### ISL - Iceland

No.	Name	Shots								Offence		Defence		Penalties				TP
		G/S	%	6m	Wing	9m	7m	FB	BT	AS	TF	ST	BS	YC	2Min	RC	EX	
1	GUSTAVSSON Bjorgvin Pall									1								28:22
3	GEIRSSON Logi	3/6	50			2/5		1/1		2	2	2						25:07
5	SIGURDSSON Sigfus																	2:06
6	HALLGRIMSSON Asgeir Orn	0/1	0					0/1				1						27:43
7	ATLASON Amor	4/10	40		0/1	2/7		2/2		4				1	1			38:08
9	SIGURDSSON Gudjon Valur	7/8	88		5/5	0/1		2/2		2	1	2						60:00
10	GUDJONSSON Snorri Steinn	8/11	73	2/3		2/3	4/4	0/1		2	3							23:33
11	STEFANSSON Olafur	4/7	57		0/1	4/5			0/1	2	3							47:32
14	ASGEIRSSON Sturla																	
15	PETERSSON Alexander	5/7	71		1/1	1/3		3/3		1		2	1	1				46:11
16	GUDMUNDSSON Hreidar Levy																	31:38
17	JAKOBSSON Sverre Andreas											1	1		1			31:01
18	GUNNARSSON Robert	2/2	100	2/2						3	3							24:06
19	INGIMUNDARSON Ingimundur	0/1	0					0/1				1		1	1			31:58
	Bench/Team																	
<b>Totals</b>		33/53	62	4/5	6/8	11/24	4/4	8/11	0/1	17	13	8	3	3	2	0	0	

No.	Name	Total Shots		6m Shots		Wing Shots		9m Shots		7m Shots		Fast Breaks		Breakthroughs	
		S/S	%	S/S	%	S/S	%	S/S	%	S/S	%	S/S	%	S/S	%
1	GUSTAVSSON Bjorgvin Pall	4/19	21	0/4	0			3/10	30	1/2	50	0/1	0	0/2	0
16	GUDMUNDSSON Hreidar Levy	5/19	26	0/3	0	0/1	0	4/8	50	0/1	0	1/2	50	0/4	0
<b>Totals</b>		9/38	24	0/7	0	0/1	0	7/18	39	1/3	33	1/3	33	0/6	0

Team Shots	Goals	Saves	Missed	Post	Blocked	Total	%
6m Shots	4	0	1	0	0	5	80
Wing Shots	6	2	0	0	0	8	75
9m Shots	11	9	1	0	3	24	46
7m Shots	4	0	0	0	n/a	4	100
Fast Breaks	8	2	1	0	0	11	73
Breakthroughs	0	0	1	0	0	1	0
<b>Totals</b>	33	13	4	0	3	53	62

Number of Attacks: 60, Scoring Efficiency: 55%





OSC GYMNASIUM  
 奥体中心体育馆  
 GYMNASE DU CSO

TUE 星期二 MAR  
 12 AUG 2008  
 20:45

HANDBALL  
 手球 / HANDBALL

MEN  
 男子项目 / HOMMES

PRELIMINARY GROUP B - MATCH 12  
 预赛B组 - 第12场 / PRÉLIMINAIRE GROUPE B - MATCH 12



### MATCH TEAM STATISTICS

参赛队技术统计 / STATISTIQUES DU MATCH PAR ÉQUIPE

**ISL 33 - 29 GER**  
 (17 - 14) (16 - 15)

Referees: (11) BORD G / (12) BUY O (FRA)

#### ISL - Iceland

#### Shots Distribution

Players			Goals / Shots			
3 GEIRSSON L	5 SIGURDSSON S	6 HALLGRIMSSON AO	7 ATLASON A	9 SIGURDSSON GV	10 GUDJONSSON SS	11 STEFANSSON O
1/1			0/1 1/1		1/1	1/1
			0/2 0/1	1/1	2/2 1/1	0/1
2/2 0/1 0/1		0/1	0/1 0/1 3/3	3/3 2/2 1/1	2/3 2/2	1/1 1/1 1/1
1-Missed				1-Blocked 1-Missed	1-Blocked 1-Missed	1-Blocked
14 ASGEIRSSON S	15 PETERSSON A	17 JAKOBSSON SA	18 GUNNARSSON R	19 INGIMUNDARSON I		
	1/1 1/1		1/1			
	1/1					
	1/2 1/1 0/1		1/1			
				1-Missed		

Team	Offence	Defence	Goalkeepers
Goals / Shots			Saves / Shots
1/2 2/2 4/4	0/1 Breakthroughs	6/6 Breakthroughs	0/4 0/1 0/3
4/6 1/3	8/13	9/17	2/7 1/1 2/7
9/12 4/7 8/10	8/11 Fast Breaks	2/3 Fast Breaks	1/6 3/4 0/5
4-Missed 3-Blocked			1 GUSTAVSSON BP
			0/2 0/3
			1/4 2/3
			0/3 1/2 0/2
			16 GUDMUNDSSON HL
			0/2 0/1
			1/3 1/1 0/4
			1/3 2/2 0/3



## MATCH TEAM STATISTICS

参赛队技术统计 / STATISTIQUES DU MATCH PAR ÉQUIPE

### ISL 33 - 29 GER

(17 - 14) (16 - 15)

Referees: (11) BORD G / (12) BUY O (FRA)

#### GER - Germany

No.	Name	Shots								Offence		Defence		Penalties				TP		
		G/S	%	6m	Wing	9m	7m	FB	BT	AS	TF	ST	BS	YC	2Min	RC	EX			
1	FRITZ Henning																1			17:05
2	HENS Pascal	2/4	50			2/4				2	2	1								24:00
4	ROGGISCH Oliver											2	1		2					28:50
5	KLEIN Dominik																			12:56
8	SCHWARZER Christian	2/2	100	2/2							3									38:41
10	KOHRMANN Oliver	0/1	0			0/1					1									14:49
11	GLANDORF Holger	8/13	62	2/2		4/9		1/1	1/1	1	3		1							55:41
12	BITTER Johannes																			46:54
14	ZEITZ Christian	0/1	0			0/1													1	5:15
15	JANSEN Torsten	2/5	40	0/1			0/1	1/2	1/1		2						1			47:56
17	KLIMOVETS Andrei																			14:11
18	KRAUS Michael	13/16	81	2/2		5/8	2/2		4/4	1	4			1	1					37:05
19	KEHRMANN Florian	2/3	67	1/1	1/1	0/1				1	3	3								60:00
24	HAASS Michael									1	2									16:37
	Bench/Team																			
<b>Totals</b>		29/45	64	7/8	1/1	11/24	2/3	2/3	6/6	6	20	4	3	2	5	1	0			

No.	Name	Total Shots		6m Shots		Wing Shots		9m Shots		7m Shots		Fast Breaks		Breakthroughs	
		S/S	%	S/S	%	S/S	%	S/S	%	S/S	%	S/S	%	S/S	%
1	FRITZ Henning	4/10	40	0/1	0			3/6	50			1/3	33		
12	BITTER Johannes	9/36	25	0/3	0	2/8	25	6/14	43	0/4	0	1/7	14		
<b>Totals</b>		13/46	28	0/4	0	2/8	25	9/20	45	0/4	0	2/10	20	0/0	0

Team Shots	Goals	Saves	Missed	Post	Blocked	Total	%
6m Shots	7	0	0	0	1	8	88
Wing Shots	1	0	0	0	0	1	100
9m Shots	11	7	3	1	2	24	46
7m Shots	2	1	0	0	n/a	3	67
Fast Breaks	2	1	0	0	0	3	67
Breakthroughs	6	0	0	0	0	6	100
<b>Totals</b>	29	9	3	1	3	45	64

Number of Attacks: 61, Scoring Efficiency: 48%



**OSC GYMNASIUM**  
 奥体中心体育馆  
 GYMNASE DU CSO

TUE 星期二 MAR  
 12 AUG 2008  
 20:45

**HANDBALL**  
 手球 / HANDBALL

**MEN**  
 男子项目 / HOMMES

**PRELIMINARY GROUP B - MATCH 12**  
 预赛B组 - 第12场 / PRÉLIMINAIRE GROUPE B - MATCH 12



**MATCH TEAM STATISTICS**

参赛队技术统计 / STATISTIQUES DU MATCH PAR ÉQUIPE

**ISL 33 - 29 GER**  
 (17 - 14) (16 - 15)

Referees: (11) BORD G / (12) BUY O (FRA)

**GER - Germany**

**Shots Distribution**

Players			Goals / Shots			
2 HENS P	4 ROGGISCH O	5 KLEIN D	8 SCHWARZER C	10 KOHRMANN O	11 GLANDORF H	14 ZEITZ C
1/1			1/1	0/1	1/1 2/3 2/4	
1/1			1/1		1/1 0/1 2/2	
1-Missed 1-Post			1-Blocked			
15 JANSEN T	17 KLIMOVETS A	18 KRAUS M	19 KEHRMANN F	24 HAASS M		
1/1		2/2 2/2	1/1 1/1			
		2/2 2/2				
1/1 0/2		2/3 3/3				
1-Blocked		1-Missed	1-Blocked 1-Missed			

Team	Offence	Defence	Goalkeepers
Goals / Shots			Saves / Shots
4/4 1/1 3/3	6/6 Breakthroughs	0/1 Breakthroughs	1/2 0/2 0/4
5/7 0/1 5/7	9/17	8/13	2/6 2/3
5/6 1/4 5/5	2/3 7m	2/5 0/0	3/12 3/7 2/10
3-Missed 1-Post 3-Blocked	2/3 Fast Breaks	8/11 Fast Breaks	1 FRITZ H
			0/1 0/1 0/1
			2/3 2/4
			12 BITTER J
			1/1 0/1 0/3
			2/6 2/3
			1/9 1/3 2/10

Legend:							
%	Efficiency	2Min	2 Minute Suspensions	6m	6-metre Shots	7m	7-metre Shots
AS	Assists	BS	Blocked Shots	BT	Breakthroughs	EX	Exclusions
G/S	Goals/Shots	n/a	not applicable	RC	Red Cards	S/S	Saves/Shots
TF	Technical Faults	TP	Time Played	Wing	Wing Shots	YC	Yellow Cards
						9m	9-metre Shots
						FB	Fast Breaks
						ST	Steals



## RESULTS

比赛成绩 / RÉSULTATS

### GER 25 - 23 EGY

(14 - 14) (11 - 9)

Referees: (25) KRSTIC N / (26) LJUBIC P (SLO)

#### GER - Germany

Players		Shots								Penalties			
No.	Name	G/S	%	6m	Wing	9m	7m	FB	BT	YC	2Min	RC	EX
1	FRITZ Henning												
4	ROGGISCH Oliver									1	1		
5	KLEIN Dominik	1/2	50		0/1			1/1					
8	SCHWARZER Christian	1/4	25	1/4									
10	KOHRMANN Oliver	1/2	50	1/1					0/1		1		
11	GLANDORF Holger	7/10	70		0/1	7/9				1			
12	BITTER Johannes												
13	CHRISTOPHERSEN Sven-Soren												
14	ZEITZ Christian												
15	JANSEN Torsten	2/6	33		1/4		1/2				1		
17	KLIMOVETS Andrei	1/1	100	1/1							2		
18	KRAUS Michael	6/14	43	1/1	0/1	4/9	1/1	0/1	0/1				
19	KEHRMANN Florian	6/9	67		2/4			3/4	1/1	1			
24	HAASS Michael												
Bench/Team													
Totals		25/48	52	4/7	3/11	11/18	2/3	4/6	1/3	3	5	0	0

Goalkeepers		Saves							
No.	Name	S/S	%	6m	Wing	9m	7m	FB	BT
1	FRITZ Henning								
12	BITTER Johannes	21/44	48	1/5	2/3	14/26		3/8	1/2
Totals		21/44	48	1/5	2/3	14/26	0/0	3/8	1/2

#### EGY - Egypt

Players		Shots								Penalties			
No.	Name	G/S	%	6m	Wing	9m	7m	FB	BT	YC	2Min	RC	EX
4	MABROUK Hussein										2		
5	HUSSEIN Moustafa	2/5	40		1/3			1/2		1	2		
6	EL AHMAR Ahmed	4/10	40		0/1	4/7		0/2					
8	RAMADAN Mohamed	1/1	100	1/1							1		
10	ABDELRAZEK Abouelfetoh	2/4	50	1/1		1/3							
11	HASSABALLAH Mahmoud									1			
12	NAKIB Mohamed												
14	MABROUK Hassan	0/1	0			0/1				1	1		
15	ABD ELSALAM Mohamed	3/10	30	1/1	0/1	1/7		1/1					
16	ABDEL MAKSOUD Walid												
17	MABROUK Belal	2/2	100					2/2					
18	EL FAKHARANY Hany	1/1	100	1/1									
19	YOUSRY Hassan	1/2	50						1/2				
20	ZAKY Hussein	7/13	54	0/1		6/11		1/1			2		
Bench/Team										1			
Totals		23/49	47	4/5	1/5	12/29	0/0	5/8	1/2	4	8	0	0

Goalkeepers		Saves							
No.	Name	S/S	%	6m	Wing	9m	7m	FB	BT
12	NAKIB Mohamed	16/38	42	3/7	6/9	4/12	0/2	1/5	2/3
16	ABDEL MAKSOUD Walid	0/3	0			0/3			
Totals		16/41	39	3/7	6/9	4/15	0/2	1/5	2/3

#### RUNNING SCORE

##### GER - EGY

##### 1st Half

0 (1') 1	EL AHMAR A
1 (2') 1	JANSEN T
2 (2') 1	KEHRMANN F
2 (3') 2	ZAKY H
3 (4') 2	KOHRMANN O
3 (4') 3	ABD ELSALAM M
4 (6') 3	KLIMOVETS A
4 (6') 4	ABD ELSALAM M
5 (6') 4	GLANDORF H
6 (8') 4	JANSEN T
7 (9') 4	KRAUS M
7 (10') 5	ZAKY H
7 (11') 6	EL AHMAR A
8 (12') 6	GLANDORF H
9 (13') 6	KEHRMANN F
9 (14') 7	ZAKY H
9 (15') 8	HUSSEIN M
10 (16') 8	KEHRMANN F
11 (16') 8	GLANDORF H
11 (18') 9	ZAKY H
11 (22') 10	RAMADAN M
12 (22') 10	KEHRMANN F
12 (23') 11	EL AHMAR A
12 (25') 12	ZAKY H
13 (26') 12	KRAUS M
13 (28') 13	ZAKY H
14 (28') 13	SCHWARZER C
14 (30') 14	ZAKY H

##### 2nd Half

15 (31') 14	GLANDORF H
16 (32') 14	KRAUS M
16 (33') 15	EL FAKHARANY H
17 (34') 15	GLANDORF H
18 (35') 15	GLANDORF H
18 (39') 16	EL AHMAR A
18 (39') 17	HUSSEIN M
19 (40') 17	KRAUS M
19 (42') 18	ABD ELSALAM M
19 (42') 19	MABROUK B
20 (43') 19	KEHRMANN F
21 (46') 19	GLANDORF H
21 (48') 20	ABDELRAZEK A
21 (49') 21	ABDELRAZEK A
22 (50') 21	KEHRMANN F
22 (53') 22	MABROUK B
23 (54') 22	KRAUS M
23 (56') 23	YOUSRY H
24 (57') 23	KRAUS M
25 (58') 23	KLEIN D

#### Legend:

%	Efficiency	2Min	2 Minute Suspensions	6m	6-metre Shots	7m	7-metre Shots	9m	9-metre Shots
BT	Breakthroughs	EX	Exclusions	FB	Fast Breaks	G/S	Goals/Shots	RC	Red Cards
S/S	Saves/Shots	Wing	Wing Shots	YC	Yellow Cards				



## MATCH TEAM STATISTICS

参赛队技术统计 / STATISTIQUES DU MATCH PAR ÉQUIPE

### GER 25 - 23 EGY

(14 - 14) (11 - 9)

Referees: (25) KRSTIC N / (26) LJUBIC P (SLO)

#### GER - Germany

No.	Name	Shots								Offence		Defence		Penalties			TP	
		G/S	%	6m	Wing	9m	7m	FB	BT	AS	TF	ST	BS	YC	2Min	RC		EX
1	FRITZ Henning																	
4	ROGGISCH Oliver											1		1	1			27:06
5	KLEIN Dominik	1/2	50		0/1						1							15:01
8	SCHWARZER Christian	1/4	25	1/4								1						16:33
10	KOHRMANN Oliver	1/2	50	1/1						0/1	2	5			1			45:59
11	GLANDORF Holger	7/10	70		0/1	7/9					2			1				60:00
12	BITTER Johannes									1	1							60:00
13	CHRISTOPHERSEN Sven-Soren																	
14	ZEITZ Christian																	
15	JANSEN Torsten	2/6	33		1/4		1/2						1			1		49:40
17	KLIMOVETS Andrei	1/1	100	1/1							3				2			40:08
18	KRAUS Michael	6/14	43	1/1	0/1	4/9	1/1	0/1	0/1	2		1						45:33
19	KEHRMANN Florian	6/9	67		2/4			3/4	1/1	1	5			1				60:00
24	HAASS Michael																	
	Bench/Team																	
<b>Totals</b>		25/48	52	4/7	3/11	11/18	2/3	4/6	1/3	11	12	3	1	3	5	0	0	

No.	Name	Total Shots		6m Shots		Wing Shots		9m Shots		7m Shots		Fast Breaks		Breakthroughs	
		S/S	%	S/S	%	S/S	%	S/S	%	S/S	%	S/S	%	S/S	%
1	FRITZ Henning														
12	BITTER Johannes	21/44	48	1/5	20	2/3	67	14/26	54			3/8	38	1/2	50
<b>Totals</b>		21/44	48	1/5	20	2/3	67	14/26	54	0/0	0	3/8	38	1/2	50

Team Shots	Goals	Saves	Missed	Post	Blocked	Total	%
6m Shots	4	3	0	0	0	7	57
Wing Shots	3	6	2	0	0	11	27
9m Shots	11	4	0	1	2	18	61
7m Shots	2	0	0	1	n/a	3	67
Fast Breaks	4	1	0	1	0	6	67
Breakthroughs	1	2	0	0	0	3	33
<b>Totals</b>	25	16	2	3	2	48	52

Number of Attacks: 54, Scoring Efficiency: 46%





## MATCH TEAM STATISTICS

参赛队技术统计 / STATISTIQUES DU MATCH PAR ÉQUIPE

### GER 25 - 23 EGY

(14 - 14) (11 - 9)

Referees: (25) KRSTIC N / (26) LJUBIC P (SLO)

#### EGY - Egypt

No.	Name	Shots								Offence		Defence		Penalties			TP	
		G/S	%	6m	Wing	9m	7m	FB	BT	AS	TF	ST	BS	YC	2Min	RC		EX
4	MABROUK Hussein																	9:17
5	HUSSEIN Moustafa	2/5	40		1/3			1/2		1				1	2			60:00
6	EL AHMAR Ahmed	4/10	40		0/1	4/7		0/2		2	1	1						43:17
8	RAMADAN Mohamed	1/1	100	1/1								1			1			38:38
10	ABDELRAZEK Abouelfetoh	2/4	50	1/1		1/3												14:49
11	HASSABALLAH Mahmoud											1		1				15:33
12	NAKIB Mohamed									1								56:31
14	MABROUK Hassan	0/1	0			0/1								1	1			22:35
15	ABD ELSALAM Mohamed	3/10	30	1/1	0/1	1/7		1/1		2	2		1					23:01
16	ABDEL MAKSOUD Walid																	3:29
17	MABROUK Belal	2/2	100					2/2										24:52
18	EL FAKHARANY Hany	1/1	100	1/1								3						25:54
19	YOUSRY Hassan	1/2	50						1/2	2	2							33:54
20	ZAKY Hussein	7/13	54	0/1		6/11		1/1				3	1			2		48:10
	Bench/Team													1				
<b>Totals</b>		23/49	47	4/5	1/5	12/29	0/0	5/8	1/2	8	11	3	2	4	8	0	0	

No.	Name	Total Shots		6m Shots		Wing Shots		9m Shots		7m Shots		Fast Breaks		Breakthroughs	
		S/S	%	S/S	%	S/S	%	S/S	%	S/S	%	S/S	%	S/S	%
12	NAKIB Mohamed	16/38	42	3/7	43	6/9	67	4/12	33	0/2	0	1/5	20	2/3	67
16	ABDEL MAKSOUD Walid	0/3	0					0/3	0						
<b>Totals</b>		16/41	39	3/7	43	6/9	67	4/15	27	0/2	0	1/5	20	2/3	67

Team Shots	Goals	Saves	Missed	Post	Blocked	Total	%
6m Shots	4	1	0	0	0	5	80
Wing Shots	1	2	0	2	0	5	20
9m Shots	12	14	2	0	1	29	41
7m Shots					n/a		
Fast Breaks	5	3	0	0	0	8	63
Breakthroughs	1	1	0	0	0	2	50
<b>Totals</b>	23	21	2	2	1	49	47

Number of Attacks: 55, Scoring Efficiency: 42%



**OSC GYMNASIUM**  
 奥体中心体育馆  
 GYMNASE DU CSO

THU 星期四 JEU  
 14 AUG 2008  
 9:00

**HANDBALL**  
 手球 / HANDBALL

**MEN**  
 男子项目 / HOMMES

**PRELIMINARY GROUP B - MATCH 13**  
 预赛B组 - 第13场 / PRÉLIMINAIRE GROUPE B - MATCH 13



**MATCH TEAM STATISTICS**

参赛队技术统计 / STATISTIQUES DU MATCH PAR ÉQUIPE

**GER 25 - 23 EGY**  
 (14 - 14) (11 - 9)

Referees: (25) KRSTIC N / (26) LJUBIC P (SLO)

**EGY - Egypt**

**Shots Distribution**

Players			Goals / Shots			
4 MABROUK H	5 HUSSEIN M	6 EL AHMAR A	8 RAMADAN M	10 ABDELRAZEK A	11 HASSABALLAH M	14 MABROUK H
	0/1					
		2/2 0/1 0/4	1/1	0/1		0/1
		1/2 1/1		1/1	1/2	
	1-Post					
15 ABD ELSALAM M	17 MABROUK B	18 EL FAKHARANY H	19 YOUSRY H	20 ZAKY H		
		1/1		1/1		
0/1				0/1		1/2
2/3 0/1 1/2	1/1		1/1	1/1 0/1 4/6		
1-Missed 1-Post 1-Blocked				1-Missed		

Team	Offence	Defence	Goalkeepers
Goals / Shots			Saves / Shots
2/2 0/1 1/1	1/4	1/3	1/6 0/1 3/8
3/6 0/1 2/10	1/2 Breakthroughs	1/6	3/5 1/4
5/7 2/4 8/12	0/2	3/4 1/1	1/6 2/3 5/8
2-Missed 2-Post 1-Blocked	2/2 10/24	5/9 3/5	12 NAKIB M
	0/0 7m	3/5 0/1	1/5 0/1 3/7
	1/1 2/3	4/6 Fast Breaks	3/4 1/4
	5/8 Fast Breaks	2/3 7m	1/6 2/3 5/8
		2/5	16 ABDEL MAKSOU D W
			0/1 0/1

Legend:							
%	Efficiency	2Min	2 Minute Suspensions	6m	6-metre Shots	7m	7-metre Shots
AS	Assists	BS	Blocked Shots	BT	Breakthroughs	EX	Exclusions
G/S	Goals/Shots	n/a	not applicable	RC	Red Cards	S/S	Saves/Shots
TF	Technical Faults	TP	Time Played	Wing	Wing Shots	YC	Yellow Cards
						9m	9-metre Shots
						FB	Fast Breaks
						ST	Steals





**RESULTS**  
比赛成绩 / RÉSULTATS  
**KOR 22 - 21 ISL**  
(10 - 9) (12 - 12)

Referees: (19) BAUM M / (20) GORALCZYK M (POL)

**RUNNING SCORE**

**KOR - ISL**

**KOR - Korea**

Players		Shots								Penalties			
No.	Name	G/S	%	6m	Wing	9m	7m	FB	BT	YC	2Min	RC	EX
1	HAN Kyungtai												
2	JEONG Yikyong	0/2	0			0/2				1			
6	KIM Teawan												
7	JUNG Suyoung	3/7	43		0/1	1/4		2/2					
8	PARK Junggeu	2/4	50	2/4						1			
10	PARK Chanyong	0/1	0	0/1									
13	YOON Kyungshin	6/10	60			6/10							
14	CHO Chihyo	3/6	50	0/1		0/1	2/3		1/1				
15	LEE Teayoung												
16	KANG Ilkoo												
17	LEE Jaewoo	3/7	43			1/4		0/1	2/2	1	1		
18	PAEK Wonchul	3/9	33	0/1		2/6	1/1		0/1				
20	KO Kyungsoo	2/3	67			1/2			1/1				
23	YOON Kyungmin	0/2	0	0/1		0/1							
	Bench/Team												
	Totals	22/51	43	2/8	0/1	11/30	3/4	2/3	4/5	3	1	0	0

Goalkeepers		Saves							
No.	Name	S/S	%	6m	Wing	9m	7m	FB	BT
1	HAN Kyungtai	14/31	45	1/5	3/7	5/9	1/2	1/3	3/5
16	KANG Ilkoo	0/4	0			0/1		0/2	0/1
	Totals	14/35	40	1/5	3/7	5/10	1/2	1/5	3/6

**ISL - Iceland**

Players		Shots								Penalties			
No.	Name	G/S	%	6m	Wing	9m	7m	FB	BT	YC	2Min	RC	EX
1	GUSTAVSSON Bjorgvin Pall												
3	GEIRSSON Logi	5/8	63		0/1	3/5		1/1	1/1		2		
5	SIGURDSSON Sigfus	2/2	100	2/2									
6	HALLGRIMSSON Asgeir Orn	0/1	0		0/1						1		
7	ATLASON Arnor	2/3	67	1/2		1/1				1			
9	SIGURDSSON Gudjon Valur	5/7	71		3/4	0/1		2/2					
10	GUDJONSSON Snorri Steinn	1/5	20	0/1		0/2	1/2						
11	STEFANSSON Olafur	1/4	25			1/3			0/1				
14	ASGEIRSSON Sturla												
15	PETERSSON Alexander	4/11	36		1/3	0/3		1/1	2/4	1			
16	GUDMUNDSSON Hreidar Levy												
17	JAKOBSSON Sverre Andreas									1			
18	GUNNARSSON Robert	0/3	0	0/2				0/1					
19	INGIMUNDARSON Ingimundur	1/1	100	1/1									
	Bench/Team									1			
	Totals	21/45	47	4/8	4/9	5/15	1/2	4/5	3/6	4	3	0	0

Goalkeepers		Saves							
No.	Name	S/S	%	6m	Wing	9m	7m	FB	BT
1	GUSTAVSSON Bjorgvin Pall	14/36	39	4/6	1/1	7/18	1/4	0/2	1/5
16	GUDMUNDSSON Hreidar Levy								
	Totals	14/36	39	4/6	1/1	7/18	1/4	0/2	1/5

**1st Half**

CHO C	1 (1') 0	
CHO C	2 (6') 0	
	2 (7') 1	PETERSSON A
LEE J	3 (7') 1	
	3 (9') 2	GUDJONSSON SS
	3 (10') 3	INGIMUNDARSON I
	3 (11') 4	PETERSSON A
	3 (13') 5	ATLASON A
KO K	4 (13') 5	
JUNG S	5 (16') 5	
CHO C	6 (17') 5	
	6 (18') 6	SIGURDSSON GV
KO K	7 (21') 6	
	7 (24') 7	GEIRSSON L
PARK J	8 (24') 7	
	8 (25') 8	GEIRSSON L
	8 (27') 9	GEIRSSON L
PARK J	9 (27') 9	
LEE J	10 (28') 9	

**2nd Half**

PAEK W	11 (32') 9	
JUNG S	12 (34') 9	
	12 (35') 10	GEIRSSON L
	12 (36') 11	GEIRSSON L
LEE J	13 (36') 11	
PAEK W	14 (38') 11	
JUNG S	15 (39') 11	
	15 (40') 12	SIGURDSSON GV
PAEK W	16 (42') 12	
	16 (42') 13	SIGURDSSON S
YOON K	17 (43') 13	
YOON K	18 (44') 13	
	18 (46') 14	PETERSSON A
YOON K	19 (47') 14	
	19 (48') 15	SIGURDSSON GV
	19 (49') 16	ATLASON A
	19 (50') 17	SIGURDSSON S
YOON K	20 (51') 17	
	20 (52') 18	PETERSSON A
YOON K	21 (53') 18	
	21 (55') 19	SIGURDSSON GV
YOON K	22 (55') 19	
	22 (57') 20	SIGURDSSON GV
	22 (59') 21	STEFANSSON O

**Legend:**

%	Efficiency	2Min	2 Minute Suspensions	6m	6-metre Shots	7m	7-metre Shots	9m	9-metre Shots
BT	Breakthroughs	EX	Exclusions	FB	Fast Breaks	G/S	Goals/Shots	RC	Red Cards
S/S	Saves/Shots	Wing	Wing Shots	YC	Yellow Cards				



## MATCH TEAM STATISTICS

参赛队技术统计 / STATISTIQUES DU MATCH PAR ÉQUIPE

### KOR 22 - 21 ISL

(10 - 9) (12 - 12)

Referees: (19) BAUM M / (20) GORALCZYK M (POL)

#### KOR - Korea

No.	Name	Shots								Offence		Defence		Penalties				TP
		G/S	%	6m	Wing	9m	7m	FB	BT	AS	TF	ST	BS	YC	2Min	RC	EX	
1	HAN Kyungtai																	50:36
2	JEONG Yikyeong	0/2	0			0/2					1			1				18:15
6	KIM Teawan											1						22:43
7	JUNG Suyoung	3/7	43		0/1	1/4		2/2										45:15
8	PARK Junggeu	2/4	50	2/4						2	2	1		1				47:36
10	PARK Chanyong	0/1	0	0/1							1							5:10
13	YOON Kyungshin	6/10	60			6/10				1	1		1					26:14
14	CHO Chihyo	3/6	50	0/1		0/1	2/3		1/1		1							37:48
15	LEE Teayoung																	26:38
16	KANG Ilkoo																	9:24
17	LEE Jaewoo	3/7	43			1/4		0/1	2/2	2	1			1	1			49:31
18	PAEK Wonchul	3/9	33	0/1		2/6	1/1		0/1	2	4	1						31:56
20	KO Kyungsoo	2/3	67			1/2			1/1		3	1						37:11
23	YOON Kyungmin	0/2	0	0/1		0/1												11:43
	Bench/Team																	
<b>Totals</b>		22/51	43	2/8	0/1	11/30	3/4	2/3	4/5	7	14	4	1	3	1	0	0	

No.	Name	Total Shots		6m Shots		Wing Shots		9m Shots		7m Shots		Fast Breaks		Breakthroughs	
		S/S	%	S/S	%	S/S	%	S/S	%	S/S	%	S/S	%	S/S	%
1	HAN Kyungtai	14/31	45	1/5	20	3/7	43	5/9	56	1/2	50	1/3	33	3/5	60
16	KANG Ilkoo	0/4	0					0/1	0			0/2	0	0/1	0
<b>Totals</b>		14/35	40	1/5	20	3/7	43	5/10	50	1/2	50	1/5	20	3/6	50

Team Shots	Goals	Saves	Missed	Post	Blocked	Total	%
6m Shots	2	4	1	1	0	8	25
Wing Shots	0	1	0	0	0	1	0
9m Shots	11	7	2	1	9	30	37
7m Shots	3	1	0	0	n/a	4	75
Fast Breaks	2	0	0	1	0	3	67
Breakthroughs	4	1	0	0	0	5	80
<b>Totals</b>	22	14	3	3	9	51	43

Number of Attacks: 52, Scoring Efficiency: 42%



**OSC GYMNASIUM**  
 奥体中心体育馆  
 GYMNASE DU CSO

THU 星期四 JEU  
 14 AUG 2008  
 14:00

**HANDBALL**  
 手球 / HANDBALL

**MEN**  
 男子项目 / HOMMES

**PRELIMINARY GROUP B - MATCH 15**  
 预赛B组 - 第15场 / PRÉLIMINAIRE GROUPE B - MATCH 15



**MATCH TEAM STATISTICS**  
 参赛队技术统计 / STATISTIQUES DU MATCH PAR ÉQUIPE

**KOR 22 - 21 ISL**  
 (10 - 9) (12 - 12)

Referees: (19) BAUM M / (20) GORALCZYK M (POL)

**KOR - Korea**

**Shots Distribution**

**Players**  
Goals / Shots


<b>2 JEONG Y</b>	<b>6 KIM T</b>	<b>7 JUNG S</b>	<b>8 PARK J</b>	<b>10 PARK C</b>	<b>13 YOON K</b>	<b>14 CHO C</b>
0/1		1/1 1/1 0/1 1/1	1/1 1/1 0/1		1/1 1/2 2/2 1/1 1/1	1/1 0/2 2/2
1-Blocked		1-Missed 2-Blocked	1-Post	1-Missed	3-Blocked	1-Blocked

<b>15 LEE T</b>	<b>17 LEE J</b>	<b>18 PAEK W</b>	<b>20 KO K</b>	<b>23 YOON K</b>
	3/4 0/1	0/1 1/3 0/1 1/1 1/1	1/1	0/1
	2-Post	1-Blocked 1-Missed		1-Blocked

**Team**  
Goals / Shots

2/2	1/2
4/7	5/5
3/6	3/7 4/7
3-Missed	3-Post 9-Blocked



**Goalkeepers**  
Saves / Shots

1/2	1/2	
2/5	1/1	3/7
2/6	3/7	1/5

**1 HAN K**

1/2	1/2	
2/3	1/1	3/6
2/5	3/7	1/5

**16 KANG I**

0/2		0/1
0/1		



## MATCH TEAM STATISTICS

参赛队技术统计 / STATISTIQUES DU MATCH PAR ÉQUIPE

### KOR 22 - 21 ISL

(10 - 9) (12 - 12)

Referees: (19) BAUM M / (20) GORALCZYK M (POL)

#### ISL - Iceland

No.	Name	Shots								Offence		Defence		Penalties				TP
		G/S	%	6m	Wing	9m	7m	FB	BT	AS	TF	ST	BS	YC	2Min	RC	EX	
1	GUSTAVSSON Bjorgvin Pall									1								59:49
3	GEIRSSON Logi	5/8	63		0/1	3/5		1/1	1/1	1	3				2			36:32
5	SIGURDSSON Sigfus	2/2	100	2/2														8:33
6	HALLGRIMSSON Asgeir Orn	0/1	0		0/1									1				24:09
7	ATLASON Amor	2/3	67	1/2		1/1				3	2		1	1				24:51
9	SIGURDSSON Gudjon Valur	5/7	71		3/4	0/1		2/2				1						60:00
10	GUDJONSSON Snorri Steinn	1/5	20	0/1		0/2	1/2			1	1							28:39
11	STEFANSSON Olafur	1/4	25			1/3			0/1	2	4	1	1					43:43
14	ASGEIRSSON Sturla																	
15	PETERSSON Alexander	4/11	36		1/3	0/3		1/1	2/4			2		1				53:46
16	GUDMUNDSSON Hreidar Levy																	
17	JAKOBSSON Sverre Andreas										1	1	4	1				33:42
18	GUNNARSSON Robert	0/3	0	0/2				0/1			2							14:31
19	INGIMUNDARSON Ingimundur	1/1	100	1/1									3					31:45
	Bench/Team													1				
<b>Totals</b>		21/45	47	4/8	4/9	5/15	1/2	4/5	3/6	8	13	5	9	4	3	0	0	

No.	Name	Total Shots		6m Shots		Wing Shots		9m Shots		7m Shots		Fast Breaks		Breakthroughs	
		S/S	%	S/S	%	S/S	%	S/S	%	S/S	%	S/S	%	S/S	%
1	GUSTAVSSON Bjorgvin Pall	14/36	39	4/6	67	1/1	100	7/18	39	1/4	25	0/2	0	1/5	20
16	GUDMUNDSSON Hreidar Levy														
<b>Totals</b>		14/36	39	4/6	67	1/1	100	7/18	39	1/4	25	0/2	0	1/5	20

Team Shots	Goals	Saves	Missed	Post	Blocked	Total	%
6m Shots	4	1	3	0	0	8	50
Wing Shots	4	3	1	1	0	9	44
9m Shots	5	5	1	3	1	15	33
7m Shots	1	1	0	0	n/a	2	50
Fast Breaks	4	1	0	0	0	5	80
Breakthroughs	3	3	0	0	0	6	50
<b>Totals</b>	21	14	5	4	1	45	47

Number of Attacks: 53, Scoring Efficiency: 40%



**MATCH TEAM STATISTICS**  
 参赛队技术统计 / STATISTIQUES DU MATCH PAR ÉQUIPE

**KOR 22 - 21 ISL**  
 (10 - 9) (12 - 12)

Referees: (19) BAUM M / (20) GORALCZYK M (POL)

**ISL - Iceland**

**Shots Distribution**

Players			Goals / Shots			
3 GEIRSSON L	5 SIGURDSSON S	6 HALLGRIMSSON AO	7 ATLASON A	9 SIGURDSSON GV	10 GUDJONSSON SS	11 STEFANSSON O
1/1	0/1	1/2				
1/1		2/2		1/1	1/1	0/1
1-Blocked			1-Post	1-Missed	2-Missed	
14 ASGEIRSSON S	15 PETERSSON A	17 JAKOBSSON SA	18 GUNNARSSON R	19 INGIMUNDARSON I		
	1/2		0/1	0/1		
	2/2	0/1			1/1	
	1-Missed 3-Post		1-Missed			

Team	Offence	Defence	Goalkeepers																																				
Goals / Shots			Saves / Shots																																				
<table border="1"> <tr><td>1/2</td><td>1/2</td><td></td></tr> <tr><td>3/5</td><td>0/1</td><td>4/7</td></tr> <tr><td>4/6</td><td>4/7</td><td>4/5</td></tr> </table> <p>5-Missed 4-Post 1-Blocked</p>	1/2	1/2		3/5	0/1	4/7	4/6	4/7	4/5			<table border="1"> <tr><td></td><td>0/2</td><td>1/2</td></tr> <tr><td>3/7</td><td></td><td>0/5</td></tr> <tr><td>3/6</td><td>4/7</td><td>3/7</td></tr> </table> <p>1 GUSTAVSSON BP</p> <table border="1"> <tr><td></td><td>0/2</td><td>1/2</td></tr> <tr><td>3/7</td><td></td><td>0/5</td></tr> <tr><td>3/6</td><td>4/7</td><td>3/7</td></tr> </table> <p>16 GUDMUNDSSON HL</p> <table border="1"> <tr><td></td><td></td><td></td></tr> <tr><td></td><td></td><td></td></tr> <tr><td></td><td></td><td></td></tr> </table>		0/2	1/2	3/7		0/5	3/6	4/7	3/7		0/2	1/2	3/7		0/5	3/6	4/7	3/7									
1/2	1/2																																						
3/5	0/1	4/7																																					
4/6	4/7	4/5																																					
	0/2	1/2																																					
3/7		0/5																																					
3/6	4/7	3/7																																					
	0/2	1/2																																					
3/7		0/5																																					
3/6	4/7	3/7																																					

Legend:			
%	Efficiency	2Min	2 Minute Suspensions
AS	Assists	BS	Blocked Shots
G/S	Goals/Shots	n/a	not applicable
TF	Technical Faults	TP	Time Played
6m	6-metre Shots	BT	Breakthroughs
RC	Red Cards	EX	Exclusions
Wing	Wing Shots	S/S	Saves/Shots
7m	7-metre Shots	YC	Yellow Cards
9m	9-metre Shots	FB	Fast Breaks
		ST	Steals



## RESULTS

比赛成绩 / RÉSULTATS

### DEN 25 - 24 RUS

(10 - 10) (15 - 14)

Referees: (9) BRETO V / (10) HUELIN J (ESP)

#### DEN - Denmark

Players		Shots								Penalties			
No.	Name	G/S	%	6m	Wing	9m	7m	FB	BT	YC	2Min	RC	EX
1	HVIDT Kasper												
4	BOESEN Lasse	3/7	43			3/7							
6	JOERGENSEN Lars Troels									1	1		
7	JENSEN Jesper	3/5	60	1/1		1/3			1/1				
9	CHRISTIANSEN Lars Roslyng	6/11	55		2/5		0/1	4/5					
12	HENRIKSEN Peter												
13	SPELLERBERG Bo	2/4	50	1/1		0/2	1/1						
15	HANSEN Mikkel	4/7	57			3/6			1/1				
19	NOEDDESBO Jesper	1/3	33	0/2				1/1					
22	SARUP Kasper Soendergaard	0/6	0	0/2		0/4							
23	BOLDSSEN Joachim Rietveld	2/2	100	2/2						1	1		
24	LINDBERG Hans Ottar	1/6	17		1/6								
25	BRUUN JOERGENSEN Klavs	2/5	40			2/5							
26	NIELSEN Kasper	1/1	100			1/1					1		
	Bench/Team												
	Totals	25/57	44	4/8	3/11	10/28	1/2	5/6	2/2	2	3	0	0

Goalkeepers		Saves							
No.	Name	S/S	%	6m	Wing	9m	7m	FB	BT
1	HVIDT Kasper	12/36	33	3/12	1/4	5/12	1/2	0/2	2/4
12	HENRIKSEN Peter								
	Totals	12/36	33	3/12	1/4	5/12	1/2	0/2	2/4

#### RUS - Russian Fed.

Players		Shots								Penalties			
No.	Name	G/S	%	6m	Wing	9m	7m	FB	BT	YC	2Min	RC	EX
1	GRAMS Oleg												
2	FILIPPOV Vasily	2/2	100	2/2									
6	KRIVOSHLIKOV Denis	1/2	50		1/2								
8	EVDOKIMOV Egor	0/1	0	0/1							1		
10	CHERNOIVANOV Alexander	6/8	75	6/7				0/1		1	1		
15	RASTVORTSEV Alexey	0/3	0			0/3							
16	KOSTYGOV Alexey												
17	KAMANIN Alexey	2/2	100			2/2				1	1		
19	ASLANYAN Samvel	0/1	0			0/1							
23	KOKSHAROV Eduard	3/4	75		1/1		1/2	1/1		1			
25	KOVALEV Dmitry	2/3	67	0/1	1/1			1/1					
31	DIBIROV Timur	1/2	50	1/1					0/1				
35	IGROPULO Konstantin	6/9	67			4/5	0/1		2/3		1		
77	IVANOV Vitaly	1/4	25	0/1		1/3							
	Bench/Team												
	Totals	24/41	59	9/13	3/4	7/14	1/3	2/3	2/4	3	4	0	0

Goalkeepers		Saves							
No.	Name	S/S	%	6m	Wing	9m	7m	FB	BT
1	GRAMS Oleg	25/49	51	4/8	6/9	14/24		1/6	0/2
16	KOSTYGOV Alexey	1/2	50				1/2		
	Totals	26/51	51	4/8	6/9	14/24	1/2	1/6	0/2

#### RUNNING SCORE

##### DEN - RUS

1st Half	
0 (2') 1	IGROPULO K
0 (3') 2	CHERNOIVANOV A
1 (4') 2	
1 (4') 3	IGROPULO K
1 (5') 4	KOKSHAROV E
2 (6') 4	
3 (8') 4	
3 (9') 5	KAMANIN A
3 (9') 6	KOKSHAROV E
3 (10') 7	KOKSHAROV E
4 (11') 7	
4 (12') 8	CHERNOIVANOV A
5 (15') 8	
6 (18') 8	
7 (19') 8	
8 (20') 8	
8 (21') 9	FILIPPOV V
9 (22') 9	
9 (23') 10	KRIVOSHLIKOV D
10 (25') 10	CHRISTIANSEN LR

##### 2nd Half

10 (31') 11	IGROPULO K
10 (32') 12	DIBIROV T
11 (32') 12	NIELSEN K
12 (33') 12	NOEDDESBO J
12 (36') 13	IGROPULO K
13 (37') 13	
13 (37') 14	IGROPULO K
14 (38') 14	BRUUN JOERGENSEN K
14 (40') 15	KOVALEV D
14 (41') 16	IGROPULO K
14 (42') 17	KAMANIN A
15 (44') 17	LINDBERG HO
15 (45') 18	CHERNOIVANOV A
16 (45') 18	BOESEN L
17 (45') 18	JENSEN J
17 (47') 19	CHERNOIVANOV A
17 (50') 20	KOVALEV D
18 (50') 20	HANSEN M
18 (51') 21	CHERNOIVANOV A
19 (52') 21	JENSEN J
19 (53') 22	IVANOV V
20 (54') 22	SPELLERBERG B
21 (55') 22	JENSEN J
21 (56') 23	CHERNOIVANOV A
22 (56') 23	HANSEN M
23 (59') 23	HANSEN M
23 (60') 24	FILIPPOV V
24 (60') 24	BOLDSSEN JR
25 (60') 24	HANSEN M

Legend:									
%	Efficiency	2Min	2 Minute Suspensions	6m	6-metre Shots	7m	7-metre Shots	9m	9-metre Shots
BT	Breakthroughs	EX	Exclusions	FB	Fast Breaks	G/S	Goals/Shots	RC	Red Cards
S/S	Saves/Shots	Wing	Wing Shots	YC	Yellow Cards				



## MATCH TEAM STATISTICS

参赛队技术统计 / STATISTIQUES DU MATCH PAR ÉQUIPE

### DEN 25 - 24 RUS

(10 - 10) (15 - 14)

Referees: (9) BRETO V / (10) HUELIN J (ESP)

#### DEN - Denmark

No.	Name	Shots								Offence		Defence		Penalties			TP	
		G/S	%	6m	Wing	9m	7m	FB	BT	AS	TF	ST	BS	YC	2Min	RC		EX
1	HVIDT Kasper																	59:26
4	BOESEN Lasse	3/7	43			3/7				1								24:45
6	JOERGENSEN Lars Troels									2	1	2		1	1			29:01
7	JENSEN Jesper	3/5	60	1/1		1/3				1	1	1	1					36:44
9	CHRISTIANSEN Lars Roslyng	6/11	55		2/5		0/1	4/5										56:35
12	HENRIKSEN Peter																	
13	SPELLERBERG Bo	2/4	50	1/1		0/2	1/1				1							8:28
15	HANSEN Mikkel	4/7	57			3/6			1/1		1							9:17
19	NOEDDESBO Jesper	1/3	33	0/2					1/1		3		1					36:04
22	SARUP Kasper Soendergaard	0/6	0	0/2		0/4												13:01
23	BOLDSSEN Joachim Rietveld	2/2	100	2/2										1	1			43:10
24	LINDBERG Hans Ottar	1/6	17		1/6					2		1						59:17
25	BRUUN JOERGENSEN Klavs	2/5	40			2/5				1	2							15:18
26	NIELSEN Kasper	1/1	100			1/1				1		1			1			28:54
	Bench/Team																	
<b>Totals</b>		25/57	44	4/8	3/11	10/28	1/2	5/6	2/2	8	9	5	2	2	3	0	0	

No.	Name	Total Shots		6m Shots		Wing Shots		9m Shots		7m Shots		Fast Breaks		Breakthroughs	
		S/S	%	S/S	%	S/S	%	S/S	%	S/S	%	S/S	%	S/S	%
1	HVIDT Kasper	12/36	33	3/12	25	1/4	25	5/12	42	1/2	50	0/2	0	2/4	50
12	HENRIKSEN Peter														
<b>Totals</b>		12/36	33	3/12	25	1/4	25	5/12	42	1/2	50	0/2	0	2/4	50

Team Shots	Goals	Saves	Missed	Post	Blocked	Total	%
6m Shots	4	4	0	0	0	8	50
Wing Shots	3	6	0	2	0	11	27
9m Shots	10	14	0	1	3	28	36
7m Shots	1	1	0	0	n/a	2	50
Fast Breaks	5	1	0	0	0	6	83
Breakthroughs	2	0	0	0	0	2	100
<b>Totals</b>	25	26	0	3	3	57	44

Number of Attacks: 58, Scoring Efficiency: 43%



**OSC GYMNASIUM**  
 奥体中心体育馆  
 GYMNASE DU CSO

THU 星期四 JEU  
 14 AUG 2008  
 19:00

**HANDBALL**  
 手球 / HANDBALL

**MEN**  
 男子项目 / HOMMES

**PRELIMINARY GROUP B - MATCH 17**  
 预赛B组 - 第17场 / PRÉLIMINAIRE GROUPE B - MATCH 17



**MATCH TEAM STATISTICS**  
 参赛队技术统计 / STATISTIQUES DU MATCH PAR ÉQUIPE

**DEN 25 - 24 RUS**  
 (10 - 10) (15 - 14)

Referees: (9) BRETO V / (10) HUELIN J (ESP)

**DEN - Denmark**

**Shots Distribution**

Players			Goals / Shots			
4 BOESEN L	6 JOERGENSEN LT	7 JENSEN J	9 CHRISTIANSEN LR	13 SPELLERBERG B	15 HANSEN M	19 NOEDDESBO J
1/1	0/1	0/1	1/1	1/1	0/1	2/2
0/1	2/3	1/1	0/2	0/1	1/1	0/1
1/3			1/1	1/1	1/2	1/1
1-Blocked			1-Post	1-Post	1-Blocked	
22 SARUP KS	23 BOLDSSEN JR	24 LINDBERG HO	25 BRUUN JOERGENSEN K	26 NIELSEN K		
0/2		0/1	0/1	0/1		
0/3	1/1	0/2	1/1	1/1		
		1-Post	1-Blocked			

Team	Offence	Defence	Goalkeepers																																				
Goals / Shots			Saves / Shots																																				
<table border="1"> <tr><td>2/2</td><td>1/3</td><td>2/3</td></tr> <tr><td>0/6</td><td></td><td>5/9</td></tr> <tr><td>5/11</td><td>4/7</td><td>6/10</td></tr> </table> <p>3-Post 3-Blocked</p>	2/2	1/3	2/3	0/6		5/9	5/11	4/7	6/10			<table border="1"> <tr><td>1/2</td><td>0/3</td><td>1/4</td></tr> <tr><td>2/3</td><td></td><td>1/5</td></tr> <tr><td>1/5</td><td>4/5</td><td>2/9</td></tr> </table> <p>1 HVIDT K</p> <table border="1"> <tr><td>1/2</td><td>0/3</td><td>1/4</td></tr> <tr><td>2/3</td><td></td><td>1/5</td></tr> <tr><td>1/5</td><td>4/5</td><td>2/9</td></tr> </table> <p>12 HENRIKSEN P</p> <table border="1"> <tr><td></td><td></td><td></td></tr> <tr><td></td><td></td><td></td></tr> <tr><td></td><td></td><td></td></tr> </table>	1/2	0/3	1/4	2/3		1/5	1/5	4/5	2/9	1/2	0/3	1/4	2/3		1/5	1/5	4/5	2/9									
2/2	1/3	2/3																																					
0/6		5/9																																					
5/11	4/7	6/10																																					
1/2	0/3	1/4																																					
2/3		1/5																																					
1/5	4/5	2/9																																					
1/2	0/3	1/4																																					
2/3		1/5																																					
1/5	4/5	2/9																																					





## MATCH TEAM STATISTICS

参赛队技术统计 / STATISTIQUES DU MATCH PAR ÉQUIPE

### DEN 25 - 24 RUS

(10 - 10) (15 - 14)

Referees: (9) BRETO V / (10) HUELIN J (ESP)

#### RUS - Russian Fed.

No.	Name	Shots								Offence		Defence		Penalties			TP	
		G/S	%	6m	Wing	9m	7m	FB	BT	AS	TF	ST	BS	YC	2Min	RC		EX
1	GRAMS Oleg																	59:46
2	FILIPPOV Vasily	2/2	100	2/2						2	1							26:22
6	KRIVOSHLYKOV Denis	1/2	50		1/2					1								25:07
8	EVDOKIMOV Egor	0/1	0	0/1							1	1	1		1			34:50
10	CHERNOIVANOV Alexander	6/8	75	6/7				0/1			2	1	1	1	1			38:33
15	RASTVORTSEV Alexey	0/3	0			0/3				1								28:26
16	KOSTYGOV Alexey																	0:14
17	KAMANIN Alexey	2/2	100			2/2				1	2		2	1	1			32:50
19	ASLANYAN Samvel	0/1	0			0/1					1							4:21
23	KOKSHAROV Eduard	3/4	75		1/1		1/2	1/1			3	1		1				31:09
25	KOVALEV Dmitry	2/3	67	0/1	1/1			1/1			1							35:11
31	DIBIROV Timur	1/2	50	1/1					0/1	1								27:33
35	IGROPULO Konstantin	6/9	67			4/5	0/1		2/3	2	6				1			34:35
77	IVANOV Vitaly	1/4	25	0/1		1/3				3	2	1						41:03
	Bench/Team																	
<b>Totals</b>		24/41	59	9/13	3/4	7/14	1/3	2/3	2/4	11	19	4	4	3	4	0	0	

No.	Name	Total Shots		6m Shots		Wing Shots		9m Shots		7m Shots		Fast Breaks		Breakthroughs	
		S/S	%	S/S	%	S/S	%	S/S	%	S/S	%	S/S	%	S/S	%
1	GRAMS Oleg	25/49	51	4/8	50	6/9	67	14/24	58			1/6	17	0/2	0
16	KOSTYGOV Alexey	1/2	50							1/2	50				
<b>Totals</b>		26/51	51	4/8	50	6/9	67	14/24	58	1/2	50	1/6	17	0/2	0

Team Shots	Goals	Saves	Missed	Post	Blocked	Total	%
6m Shots	9	3	0	1	0	13	69
Wing Shots	3	1	0	0	0	4	75
9m Shots	7	5	0	0	2	14	50
7m Shots	1	1	0	1	n/a	3	33
Fast Breaks	2	0	0	1	0	3	67
Breakthroughs	2	2	0	0	0	4	50
<b>Totals</b>	24	12	0	3	2	41	59

Number of Attacks: 58, Scoring Efficiency: 41%



**MATCH TEAM STATISTICS**  
参赛队技术统计 / STATISTIQUES DU MATCH PAR ÉQUIPE

**DEN 25 - 24 RUS**  
(10 - 10) (15 - 14)

Referees: (9) BRETO V / (10) HUELIN J (ESP)

**RUS - Russian Fed.**

**Shots Distribution**

Players			Goals / Shots			
2 FILIPPOV V	6 KRIVOSHLIKOV D	8 EVDOKIMOV E	10 CHERNOIVANOV A	15 RASTVORTSEV A	17 KAMANIN A	19 ASLANYAN S
2/2	0/1 1/1	0/1	1/1 2/2 3/3	0/2	1/1 1/1	
			2-Post	1-Blocked		1-Blocked
23 KOKSHAROV E	25 KOVALEV D	31 DIBIROV T	35 IGROPULO K	77 IVANOV V		
1/1 1/1 1/1	1/1 0/1	0/1	0/1 3/3 1/1	0/1 1/1		
1-Post			0/2 2/2	0/1 0/1		

Team	Offence	Defence	Goalkeepers
Goals / Shots			Saves / Shots
1/2 3/3 3/4 1/3 4/5 4/5 1/5 7/9 3-Post 2-Blocked	<p>2/3 Breakthroughs</p> <p>2/4 Breakthroughs</p> <p>2/2 Breakthroughs</p> <p>2/3 Fast Breaks</p> <p>5/6 Fast Breaks</p>	<p>2/5</p> <p>3/9 1/2</p> <p>4/11 2/3</p> <p>3/8 1/3</p> <p>1/6</p>	<p>0/2 2/3 1/3</p> <p>6/6 4/9</p> <p>6/11 3/7 4/10</p> <p>1 GRAMS O</p> <p>0/1 2/3 1/3</p> <p>5/5 4/9</p> <p>6/11 3/7 4/10</p> <p>16 KOSTYGOV A</p> <p>0/1</p> <p>1/1</p>

Legend:							
%	Efficiency	2Min	2 Minute Suspensions	6m	6-metre Shots	7m	7-metre Shots
AS	Assists	BS	Blocked Shots	BT	Breakthroughs	EX	Exclusions
G/S	Goals/Shots	n/a	not applicable	RC	Red Cards	S/S	Saves/Shots
TF	Technical Faults	TP	Time Played	Wing	Wing Shots	YC	Yellow Cards
							9m
							9-metre Shots
							FB
							Fast Breaks
							ST
							Steals

## RESULTS

比赛成绩 / RÉSULTATS

### EGY 22 - 24 KOR

(11 - 8) (11 - 16)

**CORRECTED**

Referees: (9) BRETO V / (10) HUELIN J (ESP)

#### RUNNING SCORE

#### EGY - KOR

#### EGY - Egypt

Players		Shots								Penalties			
No.	Name	G/S	%	6m	Wing	9m	7m	FB	BT	YC	2Min	RC	EX
4	MABROUK Hussein									1	1		
5	HUSSEIN Moustafa	1/3	33		0/1	1/2					1		
6	EL AHMAR Ahmed	1/2	50			1/1		0/1					
8	RAMADAN Mohamed	7/8	88	4/5				2/2	1/1		2	1	
10	ABDELRAZEK Abouelfetoh	1/2	50		0/1			1/1					
11	HASSABALLAH Mahmoud												
12	NAKIB Mohamed												
14	MABROUK Hassan									1	1		
15	ABD ELSALAM Mohamed	8/15	53	1/3		5/10			2/2				
16	ABDEL MAKSOUD Walid												
17	MABROUK Belal	1/1	100					1/1					
18	EL FAKHARANY Hany											1	
19	YOUSRY Hassan	3/5	60	1/1		1/2			1/2				
20	ZAKY Hussein	0/1	0			0/1				1			
	Bench/Team												
	Totals	22/37	59	6/9	0/2	8/16	0/0	4/5	4/5	3	6	1	0

Goalkeepers		Saves							
No.	Name	S/S	%	6m	Wing	9m	7m	FB	BT
12	NAKIB Mohamed	12/31	39	1/6	2/3	5/15	1/3	2/3	1/1
16	ABDEL MAKSOUD Walid	1/6	17			0/2	0/2	0/1	1/1
	Totals	13/37	35	1/6	2/3	5/17	1/5	2/4	2/2

#### KOR - Korea

Players		Shots								Penalties			
No.	Name	G/S	%	6m	Wing	9m	7m	FB	BT	YC	2Min	RC	EX
1	HAN Kyungtai												
2	JEONG Yikyeong	2/7	29			2/6		0/1			2		
6	KIM Teawan												
7	JUNG Suyoung	5/8	63	1/1	1/1	2/4		1/1	0/1				
8	PARK Junggeu	3/4	75	3/4						1	1		
10	PARK Chanyong												
13	YOON Kyungshin	0/1	0			0/1							
14	CHO Chihyo	1/3	33			0/1	1/2						
15	LEE Teayoung	2/2	100				2/2						
16	KANG Ilkoo												
17	LEE Jaewoo	3/4	75	1/1		2/3				1			
18	PAEK Wonchul	7/12	58		0/1	5/7	1/2	1/1	0/1				
20	KO Kyungsoo	1/1	100			1/1							
23	YOON Kyungmin	0/2	0		0/1			0/1		1			
	Bench/Team												
	Totals	24/44	55	5/6	1/3	12/23	4/6	2/4	0/2	3	3	0	0

Goalkeepers		Saves							
No.	Name	S/S	%	6m	Wing	9m	7m	FB	BT
1	HAN Kyungtai	7/20	35	1/4	1/1	4/11		0/2	1/2
16	KANG Ilkoo	4/13	31	0/3	1/1	3/4		0/2	0/3
	Totals	11/33	33	1/7	2/2	7/15	0/0	0/4	1/5

1st Half	
	0 (2') 1 PAEK W
	0 (3') 2 PAEK W
ABD ELSALAM M	1 (7') 2
RAMADAN M	2 (9') 2
RAMADAN M	3 (10') 2
	3 (11') 3 JUNG S
YOUSRY H	4 (14') 3
YOUSRY H	5 (15') 3
	5 (17') 4 PARK J
ABD ELSALAM M	6 (19') 4
MABROUK B	7 (20') 4
ABD ELSALAM M	8 (22') 4
ABD ELSALAM M	9 (24') 4
	9 (27') 5 CHO C
ABD ELSALAM M	10 (28') 5
	10 (28') 6 LEE J
	10 (30') 7 LEE J
ABD ELSALAM M	11 (30') 7
	11 (30') 8 KO K

2nd Half	
ABDELRAZEK A	12 (32') 8
	12 (32') 9 PAEK W
HUSSEIN M	13 (34') 9
	13 (36') 10 PARK J
ABD ELSALAM M	14 (36') 10
	14 (37') 11 JUNG S
YOUSRY H	15 (37') 11
	15 (39') 12 PAEK W
	15 (40') 13 LEE T
EL AHMAR A	16 (41') 13
	16 (42') 14 LEE T
ABD ELSALAM M	17 (43') 14
	17 (43') 15 JUNG S
RAMADAN M	18 (45') 15
	18 (47') 16 JEONG Y
	18 (48') 17 LEE J
	18 (49') 18 JUNG S
	18 (50') 19 PARK J
	18 (52') 20 JEONG Y
RAMADAN M	19 (52') 20
	19 (54') 21 PAEK W
RAMADAN M	20 (55') 21
	20 (55') 22 JUNG S
RAMADAN M	21 (56') 22
RAMADAN M	22 (57') 22
	22 (57') 23 PAEK W
	22 (59') 24 PAEK W

#### Goalkeeper Statistics Korea

Legend:									
%	Efficiency	2Min	2 Minute Suspensions	6m	6-metre Shots	7m	7-metre Shots	9m	9-metre Shots
BT	Breakthroughs	EX	Exclusions	FB	Fast Breaks	G/S	Goals/Shots	RC	Red Cards
S/S	Saves/Shots	Wing	Wing Shots	YC	Yellow Cards				

**MATCH TEAM STATISTICS**  
参赛队技术统计 / STATISTIQUES DU MATCH PAR ÉQUIPE

**CORRECTED**

**EGY 22 - 24 KOR**  
(11 - 8) (11 - 16)

Referees: (9) BRETO V / (10) HUELIN J (ESP)

**EGY - Egypt**

No.	Name	Shots								Offence		Defence		Penalties				TP
		G/S	%	6m	Wing	9m	7m	FB	BT	AS	TF	ST	BS	YC	2Min	RC	EX	
4	MABROUK Hussein													1	1			8:39
5	HUSSEIN Moustafa	1/3	33		0/1	1/2				3	1	2			1			60:00
6	EL AHMAR Ahmed	1/2	50			1/1		0/1		2	5							44:08
8	RAMADAN Mohamed	7/8	88	4/5				2/2	1/1						2	1		49:36
10	ABDELRAZEK Abouelfetoh	1/2	50		0/1			1/1			2							15:52
11	HASSABALLAH Mahmoud																	
12	NAKIB Mohamed																	53:08
14	MABROUK Hassan											1	1	1				30:59
15	ABD ELSALAM Mohamed	8/15	53	1/3		5/10			2/2		3							28:51
16	ABDEL MAKSOUD Walid																	6:52
17	MABROUK Belal	1/1	100					1/1			2	1						52:04
18	EL FAKHARANY Hany												1		1			7:46
19	YOUSRY Hassan	3/5	60	1/1		1/2			1/2	2	1							26:29
20	ZAKY Hussein	0/1	0			0/1					2			1				35:36
	Bench/Team										1							
<b>Totals</b>		22/37	59	6/9	0/2	8/16	0/0	4/5	4/5	7	17	3	2	3	6	1	0	

No.	Name	Total Shots		6m Shots		Wing Shots		9m Shots		7m Shots		Fast Breaks		Breakthroughs	
		S/S	%	S/S	%	S/S	%	S/S	%	S/S	%	S/S	%	S/S	%
12	NAKIB Mohamed	12/31	39	1/6	17	2/3	67	5/15	33	1/3	33	2/3	67	1/1	100
16	ABDEL MAKSOUD Walid	1/6	17					0/2	0	0/2	0	0/1	0	1/1	100
<b>Totals</b>		13/37	35	1/6	17	2/3	67	5/17	29	1/5	20	2/4	50	2/2	100

Team Shots	Goals	Saves	Missed	Post	Blocked	Total	%
6m Shots	6	1	1	1	0	9	67
Wing Shots	0	2	0	0	0	2	0
9m Shots	8	7	0	0	1	16	50
7m Shots					n/a		
Fast Breaks	4	0	0	1	0	5	80
Breakthroughs	4	1	0	0	0	5	80
<b>Totals</b>	22	11	1	2	1	37	59

Number of Attacks: 49, Scoring Efficiency: 45%



SAT 星期六 SAM  
16 AUG 2008  
10:45

HANDBALL  
手球 / HANDBALL

MEN  
男子项目 / HOMMES

PRELIMINARY GROUP B - MATCH 20  
预赛B组 - 第20场 / PRÉLIMINAIRE GROUPE B - MATCH 20



**CORRECTED**

**MATCH TEAM STATISTICS**  
参赛队技术统计 / STATISTIQUES DU MATCH PAR ÉQUIPE

**EGY 22 - 24 KOR**  
(11 - 8) (11 - 16)

Referees: (9) BRETO V / (10) HUELIN J (ESP)

**EGY - Egypt**

**Shots Distribution**

Players			Goals / Shots			
4 MABROUK H	5 HUSSEIN M	6 EL AHMAR A	8 RAMADAN M	10 ABDELRAZEK A	11 HASSABALLAH M	14 MABROUK H
	0/1	1/1	1/1	2/2		
			1/1	1/1	0/1	
	1/2			2/2	1/1	
		1-Post	1-Post			
15 ABD ELSALAM M	17 MABROUK B	18 EL FAKHARANY H	19 YOUSRY H	20 ZAKY H		
2/2	0/2			1/1		
			1/1	0/1		
3/5	0/1	3/3	1/1		0/1	
1-Missed			1-Blocked			

Team	Offence	Defence	Goalkeepers																																	
Goals / Shots			Saves / Shots																																	
<table border="1"> <tr><td>4/5</td><td>0/2</td><td>4/4</td></tr> <tr><td>2/2</td><td></td><td>1/5</td></tr> <tr><td>5/8</td><td>0/1</td><td>6/6</td></tr> </table> <p>1-Missed 2-Post 1-Blocked</p>	4/5	0/2	4/4	2/2		1/5	5/8	0/1	6/6			<table border="1"> <tr><td>0/1</td><td>1/1</td><td></td></tr> <tr><td>2/3</td><td></td><td>1/4</td></tr> <tr><td>4/9</td><td>3/6</td><td>2/13</td></tr> </table> <p>12 NAKIB M</p> <table border="1"> <tr><td>0/1</td><td>1/1</td><td></td></tr> <tr><td>1/2</td><td></td><td>1/3</td></tr> <tr><td>4/9</td><td>3/5</td><td>2/10</td></tr> </table> <p>16 ABDEL MAKSOU D W</p> <table border="1"> <tr><td>1/1</td><td></td><td>0/1</td></tr> <tr><td></td><td>0/1</td><td>0/3</td></tr> </table>	0/1	1/1		2/3		1/4	4/9	3/6	2/13	0/1	1/1		1/2		1/3	4/9	3/5	2/10	1/1		0/1		0/1	0/3
4/5	0/2	4/4																																		
2/2		1/5																																		
5/8	0/1	6/6																																		
0/1	1/1																																			
2/3		1/4																																		
4/9	3/6	2/13																																		
0/1	1/1																																			
1/2		1/3																																		
4/9	3/5	2/10																																		
1/1		0/1																																		
	0/1	0/3																																		

### MATCH TEAM STATISTICS

参赛队技术统计 / STATISTIQUES DU MATCH PAR ÉQUIPE

**CORRECTED**

## EGY 22 - 24 KOR

(11 - 8) (11 - 16)

Referees: (9) BRETO V / (10) HUELIN J (ESP)

### KOR - Korea

No.	Name	Shots								Offence		Defence		Penalties			TP	
		G/S	%	6m	Wing	9m	7m	FB	BT	AS	TF	ST	BS	YC	2Min	RC		EX
1	HAN Kyungtai																	36:36
2	JEONG Yikyeong	2/7	29			2/6		0/1			1				2			28:39
6	KIM Teawan									1								42:11
7	JUNG Suyoung	5/8	63	1/1	1/1	2/4		1/1	0/1		1							55:12
8	PARK Junggeu	3/4	75	3/4						2	1		1	1	1			53:35
10	PARK Chanyong																	0:32
13	YOON Kyungshin	0/1	0			0/1					2							12:49
14	CHO Chihyo	1/3	33			0/1	1/2											16:04
15	LEE Teayoung	2/2	100				2/2			1								25:40
16	KANG Ilkoo																	24:01
17	LEE Jaewoo	3/4	75	1/1		2/3				5	1			1				46:08
18	PAEK Wonchul	7/12	58		0/1	5/7	1/2	1/1	0/1	3	2							35:05
20	KO Kyungsoo	1/1	100			1/1				1	1							26:19
23	YOON Kyungmin	0/2	0		0/1			0/1						1				17:09
	Bench/Team																	
<b>Totals</b>		24/44	55	5/6	1/3	12/23	4/6	2/4	0/2	13	9	0	1	3	3	0	0	

No.	Name	Total Shots		6m Shots		Wing Shots		9m Shots		7m Shots		Fast Breaks		Breakthroughs	
		S/S	%	S/S	%	S/S	%	S/S	%	S/S	%	S/S	%	S/S	%
1	HAN Kyungtai	7/20	35	1/4	25	1/1	100	4/11	36			0/2	0	1/2	50
16	KANG Ilkoo	4/13	31	0/3	0	1/1	100	3/4	75			0/2	0	0/3	0
<b>Totals</b>		11/33	33	1/7	14	2/2	100	7/15	47	0/0	0	0/4	0	1/5	20

Team Shots	Goals	Saves	Missed	Post	Blocked	Total	%
6m Shots	5	1	0	0	0	6	83
Wing Shots	1	2	0	0	0	3	33
9m Shots	12	5	2	2	2	23	52
7m Shots	4	1	0	1	n/a	6	67
Fast Breaks	2	2	0	0	0	4	50
Breakthroughs	0	2	0	0	0	2	0
<b>Totals</b>	24	13	2	3	2	44	55

Number of Attacks: 50, Scoring Efficiency: 48%



**MATCH TEAM STATISTICS**

参赛队技术统计 / STATISTIQUES DU MATCH PAR ÉQUIPE

**CORRECTED**

**EGY 22 - 24 KOR**  
(11 - 8) (11 - 16)

Referees: (9) BRETO V / (10) HUELIN J (ESP)

**KOR - Korea**

**Shots Distribution**

Players			Goals / Shots			
2 JEONG Y	6 KIM T	7 JUNG S	8 PARK J	10 PARK C	13 YOON K	14 CHO C
0/1		0/1 1/1				
2/3		1/1 1/1 2/2	0/1 2/2		0/1	0/1 1/1
1-Missed 1-Post		1-Post 1-Blocked				
15 LEE T	17 LEE J	18 PAEK W	20 KO K	23 YOON K		
		1/1 0/1 1/1	1/1			
2/2	1/1 2/2	1/2 4/5		0/1 0/1		
	1-Missed	1-Post 1-Blocked				

Team	Offence	Defence	Goalkeepers
Goals / Shots			Saves / Shots
1/1 0/1	0/2 Breakthroughs	4/5 Breakthroughs	1/5 2/2 0/4
1/3 3/4	1/1 4/7	1/4 1/3	0/2 4/5
5/9 3/6 11/13	4/5 3/10	7/11 4/5	3/8 1/1 0/6
2-Missed 3-Post 2-Blocked	4/6 7m 0/0 5/6	0/1 1/1	1 HAN K
	0/2 2/4 Fast Breaks	4/5 Fast Breaks	0/4 1/1 0/1
			0/1 4/5
			1/3 1/1 0/4
			16 KANG I
			1/1 1/1 0/3
			0/1
			2/5 0/2

Goalkeeper Statistics Korea

Legend:		2Min		6m		7m		9m	
%	Efficiency	2	Minute Suspensions	6	6-metre Shots	7	7-metre Shots	9	9-metre Shots
AS	Assists	BS	Blocked Shots	BT	Breakthroughs	EX	Exclusions	FB	Fast Breaks
G/S	Goals/Shots	n/a	not applicable	RC	Red Cards	S/S	Saves/Shots	ST	Steals
TF	Technical Faults	TP	Time Played	Wing	Wing Shots	YC	Yellow Cards		



## RESULTS

比赛成绩 / RÉSULTATS

### RUS 24 - 24 GER

(11 - 10) (13 - 14)

Referees: (19) BAUM M / (20) GORALCZYK M (POL)

#### RUS - Russian Fed.

Players		Shots								Penalties			
No.	Name	G/S	%	6m	Wing	9m	7m	FB	BT	YC	2Min	RC	EX
1	GRAMS Oleg												
2	FILIPPOV Vasily	6/8	75	0/1		2/3		2/2	2/2				
6	KRIVOSHLYKOV Denis												
8	EVDOKIMOV Egor	1/1	100	1/1							1		
10	CHERNOIVANOV Alexander	4/5	80	4/5							1		
15	RASTVORTSEV Alexey	4/8	50			3/7		1/1					
16	KOSTYGOV Alexey												
17	KAMANIN Alexey	0/3	0			0/3					3	1	
19	ASLANYAN Samvel												
23	KOKSHAROV Eduard	1/2	50				0/1	1/1					
25	KOVALEV Dmitry	3/6	50	0/2	2/3			1/1					
31	DIBIROV Timur	0/1	0					0/1					
35	IGROPULO Konstantin	4/8	50		0/1	2/4	2/2	0/1		1	1		
77	IVANOV Vitaly	1/3	33	0/1		0/1			1/1				
Bench/Team													
Totals		24/45	53	5/10	2/4	7/18	2/3	5/7	3/3	1	6	1	0

Goalkeepers		Saves							
No.	Name	S/S	%	6m	Wing	9m	7m	FB	BT
1	GRAMS Oleg	15/38	39	4/9	2/7	4/11		1/6	4/5
16	KOSTYGOV Alexey	0/1	0				0/1		
Totals		15/39	38	4/9	2/7	4/11	0/1	1/6	4/5

#### GER - Germany

Players		Shots								Penalties			
No.	Name	G/S	%	6m	Wing	9m	7m	FB	BT	YC	2Min	RC	EX
1	FRITZ Henning												
4	ROGGISCH Oliver									1	2		
5	KLEIN Dominik	1/1	100					1/1					
8	SCHWARZER Christian	1/4	25	0/3				1/1					
10	KOHRMANN Oliver	0/1	0						0/1				
11	GLANDORF Holger	5/10	50	2/2		2/5		0/1	1/2	1			
12	BITTER Johannes												
13	CHRISTOPHERSEN Sven-Soren												
14	ZEITZ Christian	2/7	29	0/1		2/5			0/1				
15	JANSEN Torsten	3/4	75		2/3		1/1				1		
17	KLIMOVETS Andrei	1/1	100					1/1					
18	KRAUS Michael	6/9	67	3/3		2/4		1/1	0/1				
19	KEHRMANN Florian	5/8	63		3/6	1/1		1/1		1			
24	HAASS Michael												
Bench/Team										1			
Totals		24/45	53	5/9	5/9	7/15	1/1	5/6	1/5	4	3	0	0

Goalkeepers		Saves							
No.	Name	S/S	%	6m	Wing	9m	7m	FB	BT
1	FRITZ Henning								
12	BITTER Johannes	14/38	37	4/9	1/3	6/13	1/3	2/7	0/3
Totals		14/38	37	4/9	1/3	6/13	1/3	2/7	0/3

#### RUNNING SCORE

##### RUS - GER

1st Half	
0 (1') 1	GLANDORF H
1 (2') 1	
1 (2') 2	KRAUS M
1 (3') 3	KEHRMANN F
1 (6') 4	JANSEN T
2 (9') 4	
3 (12') 4	RASTVORTSEV A
4 (13') 4	KOVALEV D
4 (14') 5	KEHRMANN F
5 (15') 5	
5 (16') 6	JANSEN T
5 (20') 7	KRAUS M
6 (21') 7	
7 (21') 7	
7 (22') 8	GLANDORF H
8 (25') 8	
8 (26') 9	ZEITZ C
9 (26') 9	EVDOKIMOV E
10 (27') 9	RASTVORTSEV A
10 (27') 10	ZEITZ C
11 (30') 10	FILIPPOV V

##### 2nd Half

12 (32') 10	CHERNOIVANOV A
12 (33') 11	KLIMOVETS A
13 (33') 11	IGROPULO K
13 (34') 12	GLANDORF H
14 (34') 12	KOVALEV D
15 (35') 12	RASTVORTSEV A
15 (36') 13	JANSEN T
15 (38') 14	KRAUS M
15 (39') 15	KEHRMANN F
15 (41') 16	KEHRMANN F
16 (43') 16	FILIPPOV V
16 (43') 17	KRAUS M
17 (47') 17	IGROPULO K
17 (48') 18	GLANDORF H
18 (48') 18	CHERNOIVANOV A
18 (49') 19	SCHWARZER C
19 (50') 19	CHERNOIVANOV A
19 (51') 20	KRAUS M
19 (51') 21	KLEIN D
20 (54') 21	IVANOV V
20 (54') 22	GLANDORF H
21 (56') 22	CHERNOIVANOV A
21 (56') 23	KRAUS M
22 (57') 23	IGROPULO K
23 (58') 23	FILIPPOV V
23 (59') 24	KEHRMANN F
24 (60') 24	IGROPULO K

#### Legend:

%	Efficiency	2Min	2 Minute Suspensions	6m	6-metre Shots	7m	7-metre Shots	9m	9-metre Shots
BT	Breakthroughs	EX	Exclusions	FB	Fast Breaks	G/S	Goals/Shots	RC	Red Cards
S/S	Saves/Shots	Wing	Wing Shots	YC	Yellow Cards				





## MATCH TEAM STATISTICS

参赛队技术统计 / STATISTIQUES DU MATCH PAR ÉQUIPE

### RUS 24 - 24 GER

(11 - 10) (13 - 14)

Referees: (19) BAUM M / (20) GORALCZYK M (POL)

#### RUS - Russian Fed.

Players		Shots								Offence		Defence		Penalties				TP
No.	Name	G/S	%	6m	Wing	9m	7m	FB	BT	AS	TF	ST	BS	YC	2Min	RC	EX	
1	GRAMS Oleg																	59:49
2	FILIPPOV Vasily	6/8	75	0/1		2/3		2/2	2/2	3	2	1						41:54
6	KRIVOSHLYKOV Denis																	
8	EVDOKIMOV Egor	1/1	100	1/1							2							35:12
10	CHERNOIVANOV Alexander	4/5	80	4/5						1	1		1					36:04
15	RASTVORTSEV Alexey	4/8	50			3/7		1/1		1			1					28:53
16	KOSTYGOV Alexey																	0:11
17	KAMANIN Alexey	0/3	0			0/3					1					3	1	27:32
19	ASLANYAN Samvel																	
23	KOKSHAROV Eduard	1/2	50				0/1	1/1		1		1						47:53
25	KOVALEV Dmitry	3/6	50	0/2	2/3			1/1			1							60:00
31	DIBIROV Timur	0/1	0					0/1										8:12
35	IGROPULO Konstantin	4/8	50		0/1	2/4	2/2	0/1		3	4	1		1		1		52:43
77	IVANOV Vitaly	1/3	33	0/1		0/1			1/1	1	1							21:37
	Bench/Team																	
<b>Totals</b>		24/45	53	5/10	2/4	7/18	2/3	5/7	3/3	10	12	3	2	1	6	1	0	

Goalkeepers		Total Shots		6m Shots		Wing Shots		9m Shots		7m Shots		Fast Breaks		Breakthroughs	
No.	Name	S/S	%	S/S	%	S/S	%	S/S	%	S/S	%	S/S	%	S/S	%
1	GRAMS Oleg	15/38	39	4/9	44	2/7	29	4/11	36			1/6	17	4/5	80
16	KOSTYGOV Alexey	0/1	0							0/1	0				
<b>Totals</b>		15/39	38	4/9	44	2/7	29	4/11	36	0/1	0	1/6	17	4/5	80

Team Shots	Goals	Saves	Missed	Post	Blocked	Total	%
6m Shots	5	4	1	0	0	10	50
Wing Shots	2	1	1	0	0	4	50
9m Shots	7	6	3	1	1	18	39
7m Shots	2	1	0	0	n/a	3	67
Fast Breaks	5	2	0	0	0	7	71
Breakthroughs	3	0	0	0	0	3	100
<b>Totals</b>	24	14	5	1	1	45	53

Number of Attacks: 53, Scoring Efficiency: 45%



**OSC GYMNASIUM**  
 奥体中心体育馆  
 GYMNASE DU CSO

SAT 星期六 SAM  
 16 AUG 2008  
 15:45

**HANDBALL**  
 手球 / HANDBALL

**MEN**  
 男子项目 / HOMMES

**PRELIMINARY GROUP B - MATCH 22**  
 预赛B组 - 第22场 / PRÉLIMINAIRE GROUPE B - MATCH 22



**MATCH TEAM STATISTICS**  
 参赛队技术统计 / STATISTIQUES DU MATCH PAR ÉQUIPE

**RUS 24 - 24 GER**  
 (11 - 10) (13 - 14)

Referees: (19) BAUM M / (20) GORALCZYK M (POL)

**RUS - Russian Fed.**

**Shots Distribution**

Players			Goals / Shots			
2 FILIPPOV V	6 KRIVOSHLYKOV D	8 EVDOKIMOV E	10 CHERNOIVANOV A	15 RASTVORTSEV A	17 KAMANIN A	19 ASLANYAN S
1/1		1/1	1/1	1/1		
1/1			1/2	0/1	1/2	
1/1			1/2		2/2	
1-Missed 1-Post				1-Missed	1-Blocked 1-Missed	
23 KOKSHAROV E	25 KOVALEV D	31 DIBIROV T	35 IGROPULO K	77 IVANOV V		
0/1	1/1		1/1	0/1		
			1/2	1/1		
	2/2	0/1	1/1			
		0/1		0/1		
			2-Missed			

Team	Offence	Defence	Goalkeepers																														
Goals / Shots			Saves / Shots																														
<table border="1"> <tr><td>2/2</td><td>2/3</td><td>3/3</td></tr> <tr><td>3/7</td><td></td><td>3/7</td></tr> <tr><td>2/3</td><td>4/4</td><td>5/9</td></tr> </table> 5-Missed 1-Post 1-Blocked	2/2	2/3	3/3	3/7		3/7	2/3	4/4	5/9			<table border="1"> <tr><td>0/3</td><td>0/2</td><td>0/3</td></tr> <tr><td>6/11</td><td>3/3</td><td>2/2</td></tr> <tr><td>2/6</td><td>2/7</td><td>0/2</td></tr> </table> 1 GRAMS O <table border="1"> <tr><td>0/3</td><td>0/2</td><td>0/3</td></tr> <tr><td>6/10</td><td>3/3</td><td>2/2</td></tr> <tr><td>2/6</td><td>2/7</td><td>0/2</td></tr> </table> 16 KOSTYGOV A <table border="1"> <tr><td>0/1</td><td></td><td></td></tr> </table>	0/3	0/2	0/3	6/11	3/3	2/2	2/6	2/7	0/2	0/3	0/2	0/3	6/10	3/3	2/2	2/6	2/7	0/2	0/1		
2/2	2/3	3/3																															
3/7		3/7																															
2/3	4/4	5/9																															
0/3	0/2	0/3																															
6/11	3/3	2/2																															
2/6	2/7	0/2																															
0/3	0/2	0/3																															
6/10	3/3	2/2																															
2/6	2/7	0/2																															
0/1																																	



## MATCH TEAM STATISTICS

参赛队技术统计 / STATISTIQUES DU MATCH PAR ÉQUIPE

### RUS 24 - 24 GER

(11 - 10) (13 - 14)

Referees: (19) BAUM M / (20) GORALCZYK M (POL)

#### GER - Germany

No.	Name	Shots								Offence		Defence		Penalties				TP					
		G/S	%	6m	Wing	9m	7m	FB	BT	AS	TF	ST	BS	YC	2Min	RC	EX						
1	FRITZ Henning																						
4	ROGGISCH Oliver													1	2								28:01
5	KLEIN Dominik	1/1	100							1/1													16:54
8	SCHWARZER Christian	1/4	25	0/3						1/1													26:39
10	KOHRMANN Oliver	0/1	0								0/1	3	3										45:58
11	GLANDORF Holger	5/10	50	2/2			2/5			0/1	1/2	2				1							48:58
12	BITTER Johannes																						60:00
13	CHRISTOPHERSEN Sven-Soren																						3:52
14	ZEITZ Christian	2/7	29	0/1			2/5			0/1			3										11:34
15	JANSEN Torsten	3/4	75		2/3			1/1					1	1	1						1		51:17
17	KLIMOVETS Andrei	1/1	100							1/1			1		1	1							32:00
18	KRAUS Michael	6/9	67	3/3			2/4			1/1	0/1	2	4										34:09
19	KEHRMANN Florian	5/8	63		3/6	1/1				1/1		2	1	1		1							60:00
24	HAASS Michael																						0:38
	Bench/Team															1							
<b>Totals</b>		24/45	53	5/9	5/9	7/15	1/1	5/6	1/5	10	12	3	2	4	3	0	0						

No.	Name	Total Shots		6m Shots		Wing Shots		9m Shots		7m Shots		Fast Breaks		Breakthroughs	
		S/S	%	S/S	%	S/S	%	S/S	%	S/S	%	S/S	%	S/S	%
1	FRITZ Henning														
12	BITTER Johannes	14/38	37	4/9	44	1/3	33	6/13	46	1/3	33	2/7	29	0/3	0
<b>Totals</b>		14/38	37	4/9	44	1/3	33	6/13	46	1/3	33	2/7	29	0/3	0

Team Shots	Goals	Saves	Missed	Post	Blocked	Total	%
6m Shots	5	4	0	0	0	9	56
Wing Shots	5	2	0	2	0	9	56
9m Shots	7	4	1	1	2	15	47
7m Shots	1	0	0	0	n/a	1	100
Fast Breaks	5	1	0	0	0	6	83
Breakthroughs	1	4	0	0	0	5	20
<b>Totals</b>	24	15	1	3	2	45	53

Number of Attacks: 53, Scoring Efficiency: 45%



**OSC GYMNASIUM**  
 奥体中心体育馆  
 GYMNASE DU CSO

SAT 星期六 SAM  
 16 AUG 2008  
 15:45

**HANDBALL**  
 手球 / HANDBALL

**MEN**  
 男子项目 / HOMMES

**PRELIMINARY GROUP B - MATCH 22**  
 预赛B组 - 第22场 / PRÉLIMINAIRE GROUPE B - MATCH 22



**MATCH TEAM STATISTICS**

参赛队技术统计 / STATISTIQUES DU MATCH PAR ÉQUIPE

**RUS 24 - 24 GER**  
 (11 - 10) (13 - 14)

Referees: (19) BAUM M / (20) GORALCZYK M (POL)

**GER - Germany**

**Shots Distribution**

Players			Goals / Shots			
4 ROGGISCH O	5 KLEIN D	8 SCHWARZER C	10 KOHRMANN O	11 GLANDORF H	13 CHRISTOPHERSEN S	14 ZEITZ C
	1/1	0/1 0/1	0/1	3/4 0/1 0/1		2/2 0/1 0/1
		1/2		1-Missed 1-Blocked		1-Blocked
15 JANSEN T	17 KLIMOVETS A	18 KRAUS M	19 KEHRMANN F	24 HAASS M		
1/1 1/1 0/1		1/1 1/1 1/1 1/2 0/1 1/1 1/1		1/1 2/2 1/2 1/1		
		1-Post	2-Post			

Team	Offence	Defence	Goalkeepers
Goals / Shots			Saves / Shots
3/3 5/11 4/6			0/2 4/7 1/3
2/2 0/3 5/7			1/3 0/4 4/9
3/3 0/2 2/2			0/3 4/7 4/9
1-Missed 3-Post 2-Blocked			
			1 FRITZ H
			12 BITTER J
			0/2 4/7 1/3
			0/3 4/7 4/9

Legend:							
%	Efficiency	2Min	2 Minute Suspensions	6m	6-metre Shots	7m	7-metre Shots
AS	Assists	BS	Blocked Shots	BT	Breakthroughs	EX	Exclusions
G/S	Goals/Shots	n/a	not applicable	RC	Red Cards	S/S	Saves/Shots
TF	Technical Faults	TP	Time Played	Wing	Wing Shots	YC	Yellow Cards
						9m	9-metre Shots
						FB	Fast Breaks
						ST	Steals



**RESULTS**  
比赛成绩 / RÉSULTATS  
**DEN 32 - 32 ISL**  
(18 - 17) (14 - 15)

Referees: (27) CANBRO R / (28) CLAESSION M (SWE)

**DEN - Denmark**

Players		Shots								Penalties			
No.	Name	G/S	%	6m	Wing	9m	7m	FB	BT	YC	2Min	RC	EX
1	HVIDT Kasper												
4	BOESEN Lasse	5/10	50			5/10							
6	JOERGENSEN Lars Troels									1	1		
7	JENSEN Jesper	2/6	33	1/2	1/1	0/3							
9	CHRISTIANSEN Lars Roslyng	3/4	75				0/1	3/3			1		
12	HENRIKSEN Peter												
13	SPELLERBERG Bo	5/10	50			2/6	1/1		2/3				
15	HANSEN Mikkel	3/6	50	1/1		2/5							
19	NOEDDESBO Jesper	6/6	100	5/5				1/1			1		
22	SARUP Kasper Soendergaard	5/8	63	1/1		3/6			1/1				
23	BOLDSEN Joachim Rietveld	2/3	67	1/1		1/2				1	1		
24	LINDBERG Hans Ottar	0/1	0		0/1								
25	BRUUN JOERGENSEN Klavs	1/3	33			1/3				1			
26	NIELSEN Kasper										1		
Bench/Team													
Totals		32/57	56	9/10	1/2	14/35	1/2	4/4	3/4	3	5	0	0

Goalkeepers		Saves							
No.	Name	S/S	%	6m	Wing	9m	7m	FB	BT
1	HVIDT Kasper	17/48	35	1/6	2/7	12/22	0/3	1/7	1/3
12	HENRIKSEN Peter	0/1	0				0/1		
Totals		17/49	35	1/6	2/7	12/22	0/4	1/7	1/3

**ISL - Iceland**

Players		Shots								Penalties			
No.	Name	G/S	%	6m	Wing	9m	7m	FB	BT	YC	2Min	RC	EX
1	GUSTAVSSON Bjorgvin Pall												
3	GEIRSSON Logi	0/2	0			0/2					1	1	
5	SIGURDSSON Sigfus	1/2	50	0/1				1/1			1		
6	HALLGRIMSSON Asgeir Orn	2/3	67		2/2	0/1							
7	ATLASON Arnor	4/7	57	1/2		2/4		1/1					
9	SIGURDSSON Gudjon Valur	6/9	67		3/4	0/1		2/3	1/1		1		
10	GUDJONSSON Snorri Steinn	8/13	62	1/1		2/6	4/5		1/1				
11	STEFANSSON Olafur	5/11	45			5/10			0/1				
14	ASGEIRSSON Sturla												
15	PETERSSON Alexander	3/6	50		0/1	1/3		2/2		1			
16	GUDMUNDSSON Hreidar Levy												
17	JAKOBSSON Sverre Andreas									1	1		
18	GUNNARSSON Robert	3/3	100	3/3									
19	INGIMUNDARSON Ingimundur										2		
Bench/Team													
Totals		32/56	57	5/7	5/7	10/27	4/5	6/7	2/3	2	6	1	0

Goalkeepers		Saves							
No.	Name	S/S	%	6m	Wing	9m	7m	FB	BT
1	GUSTAVSSON Bjorgvin Pall	1/10	10	0/3		1/6		0/1	
16	GUDMUNDSSON Hreidar Levy	13/36	36	1/7	1/2	9/18	1/2	0/3	1/4
Totals		14/46	30	1/10	1/2	10/24	1/2	0/4	1/4

**RUNNING SCORE**

**DEN - ISL**

**1st Half**

BOESEN L	1 (1') 0	
BOESEN L	2 (4') 0	
	2 (4') 1	GUDJONSSON SS
	2 (5') 2	GUDJONSSON SS
BOESEN L	3 (6') 2	
	3 (6') 3	SIGURDSSON GV
NOEDDESBO J	4 (8') 3	
	4 (8') 4	ATLASON A
BOESEN L	5 (8') 4	
	5 (9') 5	ATLASON A
	5 (9') 6	PETERSSON A
SPELLERBERG B	6 (9') 6	
CHRISTIANSEN LR	7 (10') 6	
	7 (12') 7	SIGURDSSON GV
	7 (13') 8	GUNNARSSON R
NOEDDESBO J	8 (14') 8	
BOLDSEN JR	9 (14') 8	
CHRISTIANSEN LR	10 (15') 8	
JENSEN J	11 (16') 8	
	11 (16') 9	STEFANSSON O
NOEDDESBO J	12 (16') 9	
NOEDDESBO J	13 (17') 9	
	13 (18') 10	STEFANSSON O
SPELLERBERG B	14 (21') 10	
	14 (21') 11	HALLGRIMSSON AO
	14 (23') 12	HALLGRIMSSON AO
SPELLERBERG B	15 (23') 12	
	15 (24') 13	GUNNARSSON R
SARUP KS	16 (25') 13	
	16 (25') 14	GUDJONSSON SS
NOEDDESBO J	17 (25') 14	
BRUUN JOERGENSEN K	18 (27') 14	
	18 (29') 15	STEFANSSON O
	18 (30') 16	SIGURDSSON GV
	18 (30') 17	SIGURDSSON GV

**2nd Half**

	18 (31') 18	GUDJONSSON SS
	18 (32') 19	ATLASON A
BOLDSEN JR	19 (32') 19	
SARUP KS	20 (35') 19	
	20 (35') 20	STEFANSSON O
HANSEN M	21 (36') 20	
	21 (36') 21	GUDJONSSON SS
	21 (38') 22	GUNNARSSON R
HANSEN M	22 (39') 22	
CHRISTIANSEN LR	23 (39') 22	
	23 (40') 23	SIGURDSSON GV
	23 (41') 24	SIGURDSSON S
NOEDDESBO J	24 (44') 24	
JENSEN J	25 (45') 24	
	25 (46') 25	GUDJONSSON SS
	25 (47') 26	GUDJONSSON SS
SARUP KS	26 (47') 26	
	26 (48') 27	PETERSSON A
SARUP KS	27 (49') 27	
SARUP KS	28 (50') 27	
SPELLERBERG B	29 (52') 27	
	29 (55') 28	ATLASON A
BOESEN L	30 (57') 28	
	30 (57') 29	SIGURDSSON GV
SPELLERBERG B	31 (58') 29	
	31 (58') 30	STEFANSSON O
	31 (59') 31	PETERSSON A
HANSEN M	32 (60') 31	
	32 (60') 32	GUDJONSSON SS

Legend:	
%	Efficiency
BT	Breakthroughs
S/S	Saves/Shots
2Min	2 Minute Suspensions
EX	Exclusions
Wing	Wing Shots
6m	6-metre Shots
FB	Fast Breaks
YC	Yellow Cards
7m	7-metre Shots
G/S	Goals/Shots
9m	9-metre Shots
RC	Red Cards



## MATCH TEAM STATISTICS

参赛队技术统计 / STATISTIQUES DU MATCH PAR ÉQUIPE

### DEN 32 - 32 ISL

(18 - 17) (14 - 15)

Referees: (27) CANBRO R / (28) CLAESSION M (SWE)

#### DEN - Denmark

Players		Shots								Offence		Defence		Penalties			TP	
No.	Name	G/S	%	6m	Wing	9m	7m	FB	BT	AS	TF	ST	BS	YC	2Min	RC		EX
1	HVIDT Kasper																	59:51
4	BOESEN Lasse	5/10	50			5/10					2							15:54
6	JOERGENSEN Lars Troels									2	1		1	1	1			29:57
7	JENSEN Jesper	2/6	33	1/2	1/1	0/3												31:20
9	CHRISTIANSEN Lars Roslyng	3/4	75				0/1	3/3			1					1		57:00
12	HENRIKSEN Peter																	0:09
13	SPELLERBERG Bo	5/10	50			2/6	1/1		2/3	6	3							28:20
15	HANSEN Mikkel	3/6	50	1/1		2/5												5:07
19	NOEDDESBO Jesper	6/6	100	5/5				1/1			1				1			51:21
22	SARUP Kasper Soendergaard	5/8	63	1/1		3/6			1/1	1	2							23:59
23	BOLDSEN Joachim Rietveld	2/3	67	1/1		1/2				1		1	1	1	1			37:09
24	LINDBERG Hans Ottar	0/1	0		0/1						1							49:05
25	BRUUN JOERGENSEN Klavs	1/3	33			1/3					1		1	1				9:35
26	NIELSEN Kasper															1		21:13
	Bench/Team																	
<b>Totals</b>		32/57	56	9/10	1/2	14/35	1/2	4/4	3/4	10	12	1	3	3	5	0	0	

Goalkeepers		Total Shots		6m Shots		Wing Shots		9m Shots		7m Shots		Fast Breaks		Breakthroughs	
No.	Name	S/S	%	S/S	%	S/S	%	S/S	%	S/S	%	S/S	%	S/S	%
1	HVIDT Kasper	17/48	35	1/6	17	2/7	29	12/22	55	0/3	0	1/7	14	1/3	33
12	HENRIKSEN Peter	0/1	0							0/1	0				
<b>Totals</b>		17/49	35	1/6	17	2/7	29	12/22	55	0/4	0	1/7	14	1/3	33

Team Shots	Goals	Saves	Missed	Post	Blocked	Total	%
6m Shots	9	1	0	0	0	10	90
Wing Shots	1	1	0	0	0	2	50
9m Shots	14	10	1	1	9	35	40
7m Shots	1	1	0	0	n/a	2	50
Fast Breaks	4	0	0	0	0	4	100
Breakthroughs	3	1	0	0	0	4	75
<b>Totals</b>	32	14	1	1	9	57	56

Number of Attacks: 55, Scoring Efficiency: 58%



**MATCH TEAM STATISTICS**  
参赛队技术统计 / STATISTIQUES DU MATCH PAR ÉQUIPE

**DEN 32 - 32 ISL**  
(18 - 17) (14 - 15)

Referees: (27) CANBRO R / (28) CLAESSON M (SWE)

**DEN - Denmark**

**Shots Distribution**

Players			Goals / Shots			
<b>4 BOESEN L</b>	<b>6 JOERGENSEN LT</b>	<b>7 JENSEN J</b>	<b>9 CHRISTIANSEN LR</b>	<b>13 SPELLERBERG B</b>	<b>15 HANSEN M</b>	<b>19 NOEDDESBO J</b>
1/1				1/1	0/1	1/1
2/2			1/2	1/1		1/1
				1/1	0/1	
		1/3		1/1	0/1	3/3
1-Missed	4-Blocked		1-Blocked	1-Post	1-Blocked	
<b>22 SARUP KS</b>	<b>23 BOLDSSEN JR</b>	<b>24 LINDBERG HO</b>	<b>25 BRUUN JOERGENSEN K</b>	<b>26 NIELSEN K</b>		
	1/1		1/1			
2/2		0/1				
2/2				0/1		
	1-Blocked	1-Blocked		1-Blocked		





## MATCH TEAM STATISTICS

参赛队技术统计 / STATISTIQUES DU MATCH PAR ÉQUIPE

### DEN 32 - 32 ISL

(18 - 17) (14 - 15)

Referees: (27) CANBRO R / (28) CLAESSION M (SWE)

#### ISL - Iceland

No.	Name	Shots								Offence		Defence		Penalties			TP	
		G/S	%	6m	Wing	9m	7m	FB	BT	AS	TF	ST	BS	YC	2Min	RC		EX
1	GUSTAVSSON Bjorgvin Pall																	13:44
3	GEIRSSON Logi	0/2	0			0/2				1			1		1	1		14:50
5	SIGURDSSON Sigfus	1/2	50	0/1				1/1				2			1			20:31
6	HALLGRIMSSON Asgeir Orn	2/3	67		2/2	0/1				1		1	1					33:56
7	ATLASON Amor	4/7	57	1/2		2/4		1/1		7	3		1					44:13
9	SIGURDSSON Gudjon Valur	6/9	67		3/4	0/1		2/3	1/1	1		1			1			58:57
10	GUDJONSSON Snorri Steinn	8/13	62	1/1		2/6	4/5		1/1	3	1							31:25
11	STEFANSSON Olafur	5/11	45			5/10			0/1	2	1							51:19
14	ASGEIRSSON Sturla											1						3:25
15	PETERSSON Alexander	3/6	50		0/1	1/3		2/2				1		1				33:53
16	GUDMUNDSSON Hreidar Levy																	46:12
17	JAKOBSSON Sverre Andreas											3	1	1				26:31
18	GUNNARSSON Robert	3/3	100	3/3						1	1							23:44
19	INGIMUNDARSON Ingimundur										1		1		2			17:20
	Bench/Team																	
<b>Totals</b>		32/56	57	5/7	5/7	10/27	4/5	6/7	2/3	16	8	3	9	2	6	1	0	

No.	Name	Total Shots		6m Shots		Wing Shots		9m Shots		7m Shots		Fast Breaks		Breakthroughs	
		S/S	%	S/S	%	S/S	%	S/S	%	S/S	%	S/S	%	S/S	%
1	GUSTAVSSON Bjorgvin Pall	1/10	10	0/3	0			1/6	17			0/1	0		
16	GUDMUNDSSON Hreidar Levy	13/36	36	1/7	14	1/2	50	9/18	50	1/2	50	0/3	0	1/4	25
<b>Totals</b>		14/46	30	1/10	10	1/2	50	10/24	42	1/2	50	0/4	0	1/4	25

Team Shots	Goals	Saves	Missed	Post	Blocked	Total	%
6m Shots	5	1	1	0	0	7	71
Wing Shots	5	2	0	0	0	7	71
9m Shots	10	12	1	1	3	27	37
7m Shots	4	0	0	1	n/a	5	80
Fast Breaks	6	1	0	0	0	7	86
Breakthroughs	2	1	0	0	0	3	67
<b>Totals</b>	32	17	2	2	3	56	57

Number of Attacks: 56, Scoring Efficiency: 57%





**OSC GYMNASIUM**  
 奥体中心体育馆  
 GYMNASE DU CSO

SAT 星期六 SAM  
 16 AUG 2008  
 20:45

**HANDBALL**  
 手球 / HANDBALL

**MEN**  
 男子项目 / HOMMES

**PRELIMINARY GROUP B - MATCH 24**  
 预赛B组 - 第24场 / PRÉLIMINAIRE GROUPE B - MATCH 24



**MATCH TEAM STATISTICS**

参赛队技术统计 / STATISTIQUES DU MATCH PAR ÉQUIPE

**DEN 32 - 32 ISL**

(18 - 17) (14 - 15)

Referees: (27) CANBRO R / (28) CLAESSION M (SWE)

**ISL - Iceland**

**Shots Distribution**

**Players**  
Goals / Shots

3 GEIRSSON L	5 SIGURDSSON S	6 HALLGRIMSSON AO	7 ATLASON A	9 SIGURDSSON GV	10 GUDJONSSON SS	11 STEFANSSON O
0/1	0/1	1/1	1/1	1/1	2/3	0/1
	1/1				1/1	0/1
	0/1	1/1	1/3	2/3	2/3	4/4
		1-Missed	1-Missed		1-Post 1-Blocked	1-Post 1-Blocked

14 ASGEIRSSON S	15 PETERSSON A	17 JAKOBSSON SA	18 GUNNARSSON R	19 INGIMUNDARSON I
	0/1			
	1/1			
	1/1		1/1	1/1
	1-Blocked			

Team	Offence	Defence	Goalkeepers																																				
Goals / Shots			Saves / Shots																																				
<table border="1"> <tr><td>1/2</td><td>1/2</td><td>2/3</td></tr> <tr><td>3/4</td><td></td><td>2/2</td></tr> <tr><td>12/17</td><td>2/6</td><td>9/13</td></tr> </table> 2-Missed 2-Post 3-Blocked	1/2	1/2	2/3	3/4		2/2	12/17	2/6	9/13			<table border="1"> <tr><td>0/6</td><td>1/1</td><td>1/2</td></tr> <tr><td>2/9</td><td></td><td>4/7</td></tr> <tr><td>3/7</td><td></td><td>3/14</td></tr> </table> 1 GUSTAVSSON BP <table border="1"> <tr><td>0/3</td><td></td><td></td></tr> <tr><td>0/2</td><td></td><td>0/2</td></tr> <tr><td>0/1</td><td></td><td>1/2</td></tr> </table> 16 GUDMUNDSSON HL <table border="1"> <tr><td>0/3</td><td>1/1</td><td>1/2</td></tr> <tr><td>2/7</td><td></td><td>4/5</td></tr> <tr><td>3/6</td><td></td><td>2/12</td></tr> </table>	0/6	1/1	1/2	2/9		4/7	3/7		3/14	0/3			0/2		0/2	0/1		1/2	0/3	1/1	1/2	2/7		4/5	3/6		2/12
1/2	1/2	2/3																																					
3/4		2/2																																					
12/17	2/6	9/13																																					
0/6	1/1	1/2																																					
2/9		4/7																																					
3/7		3/14																																					
0/3																																							
0/2		0/2																																					
0/1		1/2																																					
0/3	1/1	1/2																																					
2/7		4/5																																					
3/6		2/12																																					

**Legend:**

% Efficiency	2Min 2 Minute Suspensions	6m 6-metre Shots	7m 7-metre Shots	9m 9-metre Shots
AS Assists	BS Blocked Shots	BT Breakthroughs	EX Exclusions	FB Fast Breaks
G/S Goals/Shots	n/a not applicable	RC Red Cards	S/S Saves/Shots	ST Steals
TF Technical Faults	TP Time Played	Wing Wing Shots	YC Yellow Cards	





**RESULTS**  
比赛成绩 / RÉSULTATS  
**ISL 32 - 32 EGY**  
(14 - 17) (18 - 15)

Referees: (21) DIN C / (22) DINU S (ROU)

**ISL - Iceland**

Players		Shots								Penalties			
No.	Name	G/S	%	6m	Wing	9m	7m	FB	BT	YC	2Min	RC	EX
1	GUSTAVSSON Bjorgvin Pall												
3	GEIRSSON Logi	3/4	75			2/3			1/1		1		
5	SIGURDSSON Sigfus	1/1	100					1/1			1		
6	HALLGRIMSSON Asgeir Orn	1/4	25		0/1	0/1		0/1	1/1	1			
7	ATLASON Arnor	2/5	40			1/3		1/1	0/1				
9	SIGURDSSON Gudjon Valur	10/14	71	2/2	2/3	0/1		6/7	0/1				
10	GUDJONSSON Snorri Steinn	4/8	50	2/2		0/2	1/2	1/2					
11	STEFANSSON Olafur	2/4	50	0/1		2/3							
14	ASGEIRSSON Sturla												
15	PETERSSON Alexander	3/3	100			2/2		1/1			1		
16	GUDMUNDSSON Hreidar Levy												
17	JAKOBSSON Sverre Andreas									1	1		
18	GUNNARSSON Robert	6/6	100	6/6									
19	INGIMUNDARSON Ingimundur									1			
	Bench/Team									1			
	Totals	32/49	65	10/11	2/4	7/15	1/2	10/13	2/4	4	4	0	0

Goalkeepers		Saves							
No.	Name	S/S	%	6m	Wing	9m	7m	FB	BT
1	GUSTAVSSON Bjorgvin Pall	0/1	0				0/1		
16	GUDMUNDSSON Hreidar Levy	12/43	28	1/5	0/5	7/18	0/4	4/7	0/4
	Totals	12/44	27	1/5	0/5	7/18	0/5	4/7	0/4

**EGY - Egypt**

Players		Shots								Penalties			
No.	Name	G/S	%	6m	Wing	9m	7m	FB	BT	YC	2Min	RC	EX
4	MABROUK Hussein												
5	HUSSEIN Moustafa	6/8	75		4/5	1/1		1/2		1			
6	EL AHMAR Ahmed	1/4	25		1/1	0/3							
8	RAMADAN Mohamed	4/5	80	3/3				1/2		1	1		
10	ABDELRAZEK Abouelfetoh	3/7	43			2/4		0/2	1/1				
11	HASSABALLAH Mahmoud	2/3	67			1/1		0/1	1/1		1		
12	NAKIB Mohamed												
14	MABROUK Hassan										1		
15	ABD ELSALAM Mohamed	6/9	67			4/7			2/2				
16	ABDEL MAKSOUUD Walid												
17	MABROUK Belal	0/1	0			0/1							
18	EL FAKHARANY Hany	1/1	100	1/1						1	1		
19	YOUSRY Hassan	0/2	0	0/1		0/1							
20	ZAKY Hussein	9/12	75			3/6	5/5	1/1			2		
	Bench/Team												
	Totals	32/52	62	4/5	5/6	11/24	5/5	3/8	4/4	3	6	0	0

Goalkeepers		Saves							
No.	Name	S/S	%	6m	Wing	9m	7m	FB	BT
12	NAKIB Mohamed	0/4	0	0/1		0/2			0/1
16	ABDEL MAKSOUUD Walid	13/41	32	1/10	2/4	6/11	0/1	3/13	1/2
	Totals	13/45	29	1/11	2/4	6/13	0/1	3/13	1/3

**RUNNING SCORE**

**ISL - EGY**

**1st Half**

		0 (2') 1	RAMADAN M
GUDJONSSON SS		1 (3') 1	
SIGURDSSON GV		2 (4') 1	
		2 (4') 2	ABD ELSALAM M
ATLASON A		3 (5') 2	
		3 (5') 3	ZAKY H
		3 (7') 4	HUSSEIN M
		3 (8') 5	RAMADAN M
STEFANSSON O		4 (9') 5	
		4 (10') 6	ABD ELSALAM M
GUNNARSSON R		5 (10') 6	
GUNNARSSON R		6 (11') 6	
		6 (12') 7	ABD ELSALAM M
SIGURDSSON GV		7 (12') 7	
SIGURDSSON GV		8 (13') 7	
		8 (13') 8	ZAKY H
		8 (16') 9	ABD ELSALAM M
		8 (17') 10	HUSSEIN M
		8 (18') 11	RAMADAN M
GUNNARSSON R		9 (18') 11	
ATLASON A		10 (19') 11	
		10 (20') 12	HASSABALLAH M
GUNNARSSON R		11 (20') 12	
		11 (21') 13	HASSABALLAH M
STEFANSSON O		12 (22') 13	
		12 (24') 14	EL AHMAR A
GUDJONSSON SS		13 (24') 14	
		13 (25') 15	ZAKY H
		13 (29') 16	HUSSEIN M
SIGURDSSON GV		14 (30') 16	
		14 (30') 17	ZAKY H

**2nd Half**

SIGURDSSON GV		15 (31') 17	
		15 (32') 18	HUSSEIN M
		15 (32') 19	ZAKY H
GUDJONSSON SS		16 (33') 19	
		16 (34') 20	ZAKY H
GUNNARSSON R		17 (34') 20	
		17 (35') 21	ABD ELSALAM M
GEIRSSON L		18 (36') 21	
GEIRSSON L		19 (36') 21	
		19 (37') 22	ZAKY H
GEIRSSON L		20 (38') 22	
PETERSSON A		21 (39') 22	
		21 (40') 23	EL FAKHARANY H
GUNNARSSON R		22 (40') 23	
		22 (42') 24	HUSSEIN M
HALLGRIMSSON AO		23 (42') 24	
		23 (43') 25	HUSSEIN M
		23 (44') 26	ABDELRAZEK A
		23 (47') 27	ABDELRAZEK A
SIGURDSSON GV		24 (48') 27	
SIGURDSSON GV		25 (49') 27	
SIGURDSSON GV		26 (49') 27	
SIGURDSSON S		27 (50') 27	
		27 (52') 28	ZAKY H
		27 (53') 29	ZAKY H
PETERSSON A		28 (54') 29	
		28 (55') 30	ABDELRAZEK A
PETERSSON A		29 (55') 30	
SIGURDSSON GV		30 (57') 30	
		30 (57') 31	ABD ELSALAM M
SIGURDSSON GV		31 (58') 31	
		31 (60') 32	RAMADAN M
GUDJONSSON SS		32 (60') 32	

Legend:	
%	Efficiency
BT	Breakthroughs
S/S	Saves/Shots
2Min	2 Minute Suspensions
EX	Exclusions
Wing	Wing Shots
6m	6-metre Shots
FB	Fast Breaks
YC	Yellow Cards
7m	7-metre Shots
G/S	Goals/Shots
9m	9-metre Shots
RC	Red Cards



## MATCH TEAM STATISTICS

参赛队技术统计 / STATISTIQUES DU MATCH PAR ÉQUIPE

**ISL 32 - 32 EGY**

(14 - 17) (18 - 15)

Referees: (21) DIN C / (22) DINU S (ROU)

### ISL - Iceland

No.	Name	Shots								Offence		Defence		Penalties				TP
		G/S	%	6m	Wing	9m	7m	FB	BT	AS	TF	ST	BS	YC	2Min	RC	EX	
1	GUSTAVSSON Bjorgvin Pall																	0:00
3	GEIRSSON Logi	3/4	75			2/3			1/1	1	1	1			1			24:49
5	SIGURDSSON Sigfus	1/1	100					1/1							1			12:23
6	HALLGRIMSSON Asgeir Orn	1/4	25		0/1	0/1		0/1	1/1		3		1	1				29:48
7	ATLASON Amor	2/5	40			1/3		1/1	0/1	5	2	1	1					36:58
9	SIGURDSSON Gudjon Valur	10/14	71	2/2	2/3	0/1		6/7	0/1	2	3							60:00
10	GUDJONSSON Snorri Steinn	4/8	50	2/2		0/2	1/2	1/2			1							22:38
11	STEFANSSON Olafur	2/4	50	0/1		2/3				11	3							56:19
14	ASGEIRSSON Sturla																	
15	PETERSSON Alexander	3/3	100			2/2		1/1		1					1			35:09
16	GUDMUNDSSON Hreidar Levy									2								59:49
17	JAKOBSSON Sverre Andreas											1	2	1	1			26:58
18	GUNNARSSON Robert	6/6	100	6/6							1							21:17
19	INGIMUNDARSON Ingimundur											1	1					33:52
	Bench/Team													1				
<b>Totals</b>		32/49	65	10/11	2/4	7/15	1/2	10/13	2/4	22	14	3	5	4	4	0	0	

No.	Name	Total Shots		6m Shots		Wing Shots		9m Shots		7m Shots		Fast Breaks		Breakthroughs	
		S/S	%	S/S	%	S/S	%	S/S	%	S/S	%	S/S	%	S/S	%
1	GUSTAVSSON Bjorgvin Pall	0/1	0							0/1	0				
16	GUDMUNDSSON Hreidar Levy	12/43	28	1/5	20	0/5	0	7/18	39	0/4	0	4/7	57	0/4	0
<b>Totals</b>		12/44	27	1/5	20	0/5	0	7/18	39	0/5	0	4/7	57	0/4	0

Team Shots	Goals	Saves	Missed	Post	Blocked	Total	%
6m Shots	10	1	0	0	0	11	91
Wing Shots	2	2	0	0	0	4	50
9m Shots	7	6	1	1	0	15	47
7m Shots	1	0	0	1	n/a	2	50
Fast Breaks	10	3	0	0	0	13	77
Breakthroughs	2	1	0	1	0	4	50
<b>Totals</b>	32	13	1	3	0	49	65

Number of Attacks: 57, Scoring Efficiency: 56%



**OSC GYMNASIUM**  
 奥体中心体育馆  
 GYMNASE DU CSO

MON 星期一 LUN  
 18 AUG 2008  
 9:00

**HANDBALL**  
 手球 / HANDBALL

**MEN**  
 男子项目 / HOMMES

**PRELIMINARY GROUP B - MATCH 25**  
 预赛B组 - 第25场 / PRÉLIMINAIRE GROUPE B - MATCH 25



**MATCH TEAM STATISTICS**  
 参赛队技术统计 / STATISTIQUES DU MATCH PAR ÉQUIPE

**ISL 32 - 32 EGY**  
 (14 - 17) (18 - 15)

Referees: (21) DIN C / (22) DINU S (ROU)

**ISL - Iceland**

**Shots Distribution**

**Players**  
Goals / Shots

3 GEIRSSON L	5 SIGURDSSON S	6 HALLGRIMSSON AO	7 ATLASON A	9 SIGURDSSON GV	10 GUDJONSSON SS	11 STEFANSSON O
1/1	1/1	0/2	1/3	1/1	1/1	1/1
0/1		1/1	1/1	0/1	1/1	0/1
1/1			1/3	2/2	1/2	1/1
		1-Missed	1-Post	2/3	2/4	
				3/3		
					1-Post	1-Post

14 ASGEIRSSON S	15 PETERSSON A	17 JAKOBSSON SA	18 GUNNARSSON R	19 INGIMUNDARSON I
			1/1	
	1/1			
	2/2		1/1	
			2/2	
			1/1	

<b>Team</b>	<b>Offence</b>	<b>Defence</b>	<b>Goalkeepers</b>																																				
Goals / Shots			Saves / Shots																																				
<table border="1"> <tr><td>2/2</td><td>2/2</td><td>2/2</td></tr> <tr><td>3/8</td><td></td><td>1/3</td></tr> <tr><td>8/11</td><td>8/11</td><td>6/6</td></tr> </table> <p>1-Missed 3-Post</p>	2/2	2/2	2/2	3/8		1/3	8/11	8/11	6/6			<table border="1"> <tr><td>1/1</td><td>0/4</td><td>1/3</td></tr> <tr><td>1/3</td><td>1/1</td><td></td></tr> <tr><td>2/11</td><td>3/8</td><td>3/13</td></tr> </table> <p>1 GUSTAVSSON BP</p> <table border="1"> <tr><td></td><td></td><td>0/1</td></tr> <tr><td></td><td></td><td></td></tr> <tr><td></td><td></td><td></td></tr> </table> <p>16 GUDMUNDSSON HL</p> <table border="1"> <tr><td>1/1</td><td>0/4</td><td>1/2</td></tr> <tr><td>1/3</td><td>1/1</td><td></td></tr> <tr><td>2/11</td><td>3/8</td><td>3/13</td></tr> </table>	1/1	0/4	1/3	1/3	1/1		2/11	3/8	3/13			0/1							1/1	0/4	1/2	1/3	1/1		2/11	3/8	3/13
2/2	2/2	2/2																																					
3/8		1/3																																					
8/11	8/11	6/6																																					
1/1	0/4	1/3																																					
1/3	1/1																																						
2/11	3/8	3/13																																					
		0/1																																					
1/1	0/4	1/2																																					
1/3	1/1																																						
2/11	3/8	3/13																																					





## MATCH TEAM STATISTICS

参赛队技术统计 / STATISTIQUES DU MATCH PAR ÉQUIPE

### ISL 32 - 32 EGY

(14 - 17) (18 - 15)

Referees: (21) DIN C / (22) DINU S (ROU)

### EGY - Egypt

No.	Name	Shots								Offence		Defence		Penalties			TP	
		G/S	%	6m	Wing	9m	7m	FB	BT	AS	TF	ST	BS	YC	2Min	RC		EX
4	MABROUK Hussein																	
5	HUSSEIN Moustafa	6/8	75		4/5	1/1		1/2			1			1				55:32
6	EL AHMAR Ahmed	1/4	25		1/1	0/3				1	2							15:53
8	RAMADAN Mohamed	4/5	80	3/3				1/2		3	1			1	1			50:43
10	ABDELRAZEK Abouelfetoh	3/7	43			2/4		0/2	1/1	3	1							44:39
11	HASSABALLAH Mahmoud	2/3	67			1/1		0/1	1/1	1		1			1			46:09
12	NAKIB Mohamed																	4:51
14	MABROUK Hassan														1			24:12
15	ABD ELSALAM Mohamed	6/9	67			4/7			2/2	1	2							36:43
16	ABDEL MAKSOUD Walid									1								55:09
17	MABROUK Belal	0/1	0			0/1												10:00
18	EL FAKHARANY Hany	1/1	100	1/1										1	1			15:59
19	YOUSRY Hassan	0/2	0	0/1		0/1												6:41
20	ZAKY Hussein	9/12	75			3/6	5/5	1/1		5	3	1			2			53:29
	Bench/Team																	
<b>Totals</b>		32/52	62	4/5	5/6	11/24	5/5	3/8	4/4	15	10	2	0	3	6	0	0	

No.	Name	Total Shots		6m Shots		Wing Shots		9m Shots		7m Shots		Fast Breaks		Breakthroughs		
		S/S	%	S/S	%	S/S	%	S/S	%	S/S	%	S/S	%	S/S	%	
12	NAKIB Mohamed	0/4	0	0/1	0			0/2	0						0/1	0
16	ABDEL MAKSOUD Walid	13/41	32	1/10	10	2/4	50	6/11	55	0/1	0	3/13	23	1/2	50	
<b>Totals</b>		13/45	29	1/11	9	2/4	50	6/13	46	0/1	0	3/13	23	1/3	33	

Team Shots	Goals	Saves	Missed	Post	Blocked	Total	%
6m Shots	4	1	0	0	0	5	80
Wing Shots	5	0	0	1	0	6	83
9m Shots	11	7	2	0	4	24	46
7m Shots	5	0	0	0	n/a	5	100
Fast Breaks	3	4	0	0	1	8	38
Breakthroughs	4	0	0	0	0	4	100
<b>Totals</b>	32	12	2	1	5	52	62

Number of Attacks: 57, Scoring Efficiency: 56%



**OSC GYMNASIUM**  
 奥体中心体育馆  
 GYMNASE DU CSO

MON 星期一 LUN  
 18 AUG 2008  
 9:00

**HANDBALL**  
 手球 / HANDBALL

**MEN**  
 男子项目 / HOMMES

**PRELIMINARY GROUP B - MATCH 25**  
 预赛B组 - 第25场 / PRÉLIMINAIRE GROUPE B - MATCH 25



**MATCH TEAM STATISTICS**

参赛队技术统计 / STATISTIQUES DU MATCH PAR ÉQUIPE

**ISL 32 - 32 EGY**  
 (14 - 17) (18 - 15)

Referees: (21) DIN C / (22) DINU S (ROU)

**EGY - Egypt**

**Shots Distribution**

Players			Goals / Shots			
4 MABROUK H	5 HUSSEIN M	6 EL AHMAR A	8 RAMADAN M	10 ABDELRAZEK A	11 HASSABALLAH M	14 MABROUK H
				0/1	0/1	
			1/2			
	2/2	3/3	1/2	2/2	1/2	
	1-Post	3-Blocked		1-Blocked		
15 ABD ELSALAM M	17 MABROUK B	18 EL FAKHARANY H	19 YOUSRY H	20 ZAKY H		
					2/2	1/1
	0/1	1/1		1/1		
3/4	0/1	2/3	0/1	1/1	1/2	3/3
			1-Blocked	2-Missed		

Team	Offence	Defence	Goalkeepers																		
Goals / Shots			Saves / Shots																		
<table border="1"> <tr><td>0/1</td><td>4/4</td><td>2/3</td></tr> <tr><td>2/3</td><td>0/1</td><td></td></tr> <tr><td>9/11</td><td>5/8</td><td>10/13</td></tr> </table> 2-Missed 1-Post 5-Blocked	0/1	4/4	2/3	2/3	0/1		9/11	5/8	10/13			<table border="1"> <tr><td>0/2</td><td>0/2</td><td>0/2</td></tr> <tr><td>5/8</td><td></td><td>2/3</td></tr> <tr><td>3/11</td><td>3/11</td><td>0/6</td></tr> </table>	0/2	0/2	0/2	5/8		2/3	3/11	3/11	0/6
0/1	4/4	2/3																			
2/3	0/1																				
9/11	5/8	10/13																			
0/2	0/2	0/2																			
5/8		2/3																			
3/11	3/11	0/6																			
			12 NAKIB M																		
			<table border="1"> <tr><td></td><td>0/1</td><td></td></tr> <tr><td>0/1</td><td></td><td></td></tr> <tr><td>0/1</td><td></td><td>0/1</td></tr> </table>		0/1		0/1			0/1		0/1									
	0/1																				
0/1																					
0/1		0/1																			
			16 ABDEL MAKSOU D W																		
			<table border="1"> <tr><td>0/2</td><td>0/1</td><td>0/2</td></tr> <tr><td>5/7</td><td></td><td>2/3</td></tr> <tr><td>3/10</td><td>3/11</td><td>0/5</td></tr> </table>	0/2	0/1	0/2	5/7		2/3	3/10	3/11	0/5									
0/2	0/1	0/2																			
5/7		2/3																			
3/10	3/11	0/5																			

Legend:							
%	Efficiency	2Min	2 Minute Suspensions	6m	6-metre Shots	7m	7-metre Shots
AS	Assists	BS	Blocked Shots	BT	Breakthroughs	EX	Exclusions
G/S	Goals/Shots	n/a	not applicable	RC	Red Cards	S/S	Saves/Shots
TF	Technical Faults	TP	Time Played	Wing	Wing Shots	YC	Yellow Cards
						9m	9-metre Shots
						FB	Fast Breaks
						ST	Steals





## RESULTS

比赛成绩 / RÉSULTATS

### RUS 29 - 22 KOR

(17 - 12) (12 - 10)

Referees: (11) BORD G / (12) BUY O (FRA)

#### RUNNING SCORE

##### RUS - KOR

#### RUS - Russian Fed.

Players		Shots								Penalties			
No.	Name	G/S	%	6m	Wing	9m	7m	FB	BT	YC	2Min	RC	EX
1	GRAMS Oleg												
2	FILIPPOV Vasily	4/8	50	1/3		2/2		0/1	1/2				
6	KRIVOSHLYKOV Denis	1/2	50		0/1				1/1				
8	EVDOKIMOV Egor	5/5	100	3/3				1/1	1/1				
10	CHERNOIVANOV Alexander	3/4	75	2/3					1/1	1	2		
15	RASTVORTSEV Alexey	6/10	60			4/8		1/1	1/1	1			
16	KOSTYGOV Alexey												
17	KAMANIN Alexey	0/1	0			0/1					1		
19	ASLANYAN Samvel												
23	KOKSHAROV Eduard	4/6	67			0/1	3/4	1/1					
25	KOVALEV Dmitry	1/3	33					1/3					
31	DIBIROV Timur	1/2	50		1/2								
35	IGROPULO Konstantin	2/6	33		1/1	0/3		1/1	0/1	1	1		
77	IVANOV Vitaly	2/2	100	2/2									
	Bench/Team												
	Totals	29/49	59	8/11	2/4	6/15	3/4	5/8	5/7	3	4	0	0

Goalkeepers		Saves							
No.	Name	S/S	%	6m	Wing	9m	7m	FB	BT
1	GRAMS Oleg	7/25	28	1/3	1/2	4/12	0/1	1/5	0/2
16	KOSTYGOV Alexey	6/10	60			4/4	1/1	0/4	1/1
	Totals	13/35	37	1/3	1/2	8/16	1/2	1/9	1/3

#### KOR - Korea

Players		Shots								Penalties			
No.	Name	G/S	%	6m	Wing	9m	7m	FB	BT	YC	2Min	RC	EX
1	HAN Kyungtai												
2	JEONG Yikyeong	2/4	50	1/1		1/3							
6	KIM Teawan										1		
7	JUNG Suyoung	2/5	40	0/1		1/2		1/2		1			
8	PARK Junggeu	1/1	100	1/1									
10	PARK Chanyong												
13	YOON Kyungshin	7/8	88			4/4		2/2	1/2				
14	CHO Chihyo	1/5	20			0/3		1/2					
15	LEE Teayoung												
16	KANG Ilkoo												
17	LEE Jaewoo	0/2	0			0/2							
18	PAEK Wonchul	2/5	40			0/2	1/2		1/1				
20	KO Kyungsoo	4/9	44		1/2	1/3		2/4					
23	YOON Kyungmin	3/5	60			1/3		2/2					
	Bench/Team												
	Totals	22/44	50	2/3	1/2	8/22	1/2	8/12	2/3	1	1	0	0

Goalkeepers		Saves							
No.	Name	S/S	%	6m	Wing	9m	7m	FB	BT
1	HAN Kyungtai	11/30	37	2/5	1/3	4/9	1/4	1/4	2/5
16	KANG Ilkoo	4/14	29	1/6	1/1	1/2		1/3	0/2
	Totals	15/44	34	3/11	2/4	5/11	1/4	2/7	2/7

1st Half	
IVANOV V	1 (1') 0
	1 (1') 1 YOON K
CHERNOIVANOV A	2 (2') 1
	2 (3') 2 PAEK W
RASTVORTSEV A	3 (4') 2
RASTVORTSEV A	4 (5') 2
	4 (6') 3 PAEK W
	4 (7') 4 PARK J
KOVALEV D	5 (8') 4
KOKSHAROV E	6 (10') 4
KOKSHAROV E	7 (11') 4
IGROPULO K	8 (12') 4
	8 (13') 5 JUNG S
RASTVORTSEV A	9 (14') 5
	9 (14') 6 KO K
CHERNOIVANOV A	10 (15') 6
RASTVORTSEV A	11 (16') 6
KOKSHAROV E	12 (17') 6
	12 (18') 7 JEONG Y
IVANOV V	13 (18') 7
	13 (20') 8 JEONG Y
EVDOKIMOV E	14 (21') 8
	14 (23') 9 KO K
EVDOKIMOV E	15 (25') 9
	15 (27') 10 KO K
RASTVORTSEV A	16 (27') 10
CHERNOIVANOV A	17 (28') 10
	17 (29') 11 YOON K
	17 (30') 12 KO K

2nd Half	
	17 (31') 13 YOON K
	17 (33') 14 JUNG S
EVDOKIMOV E	18 (34') 14
	18 (35') 15 YOON K
FILIPPOV V	19 (35') 15
	19 (37') 16 YOON K
	19 (38') 17 YOON K
EVDOKIMOV E	20 (39') 17
	20 (40') 18 YOON K
FILIPPOV V	21 (40') 18
RASTVORTSEV A	22 (43') 18
	22 (45') 19 YOON K
KOKSHAROV E	23 (46') 19
FILIPPOV V	24 (48') 19
KRIVOSHLYKOV D	25 (50') 19
IGROPULO K	26 (51') 19
FILIPPOV V	27 (53') 19
EVDOKIMOV E	28 (55') 19
	28 (56') 20 CHO C
	28 (56') 21 YOON K
	28 (59') 22 YOON K
DIBIROV T	29 (60') 22

Legend:									
%	Efficiency	2Min	2 Minute Suspensions	6m	6-metre Shots	7m	7-metre Shots	9m	9-metre Shots
BT	Breakthroughs	EX	Exclusions	FB	Fast Breaks	G/S	Goals/Shots	RC	Red Cards
S/S	Saves/Shots	Wing	Wing Shots	YC	Yellow Cards				



## MATCH TEAM STATISTICS

参赛队技术统计 / STATISTIQUES DU MATCH PAR ÉQUIPE

### RUS 29 - 22 KOR

(17 - 12) (12 - 10)

Referees: (11) BORD G / (12) BUY O (FRA)

#### RUS - Russian Fed.

Players		Shots								Offence		Defence		Penalties				TP
No.	Name	G/S	%	6m	Wing	9m	7m	FB	BT	AS	TF	ST	BS	YC	2Min	RC	EX	
1	GRAMS Oleg																	39:27
2	FILIPPOV Vasily	4/8	50	1/3		2/2		0/1	1/2	1	2							30:30
6	KRIVOSHLYKOV Denis	1/2	50		0/1				1/1									30:00
8	EVDOKIMOV Egor	5/5	100	3/3				1/1	1/1		1		1					28:12
10	CHERNOIVANOV Alexander	3/4	75	2/3					1/1	1				1	2			35:30
15	RASTVORTSEV Alexey	6/10	60			4/8		1/1	1/1	1	2			1				35:22
16	KOSTYGOV Alexey																	20:33
17	KAMANIN Alexey	0/1	0			0/1				2	1	1	2		1			24:34
19	ASLANYAN Samvel																	
23	KOKSHAROV Eduard	4/6	67			0/1	3/4	1/1			1	1	1					38:41
25	KOVALEV Dmitry	1/3	33					1/3		1								30:00
31	DIBIROV Timur	1/2	50		1/2					2	1							19:50
35	IGROPULO Konstantin	2/6	33		1/1	0/3		1/1	0/1	5	2	2		1	1			54:13
77	IVANOV Vitaly	2/2	100	2/2						2	1	1						33:08
	Bench/Team																	
<b>Totals</b>		29/49	59	8/11	2/4	6/15	3/4	5/8	5/7	15	11	5	4	3	4	0	0	

Goalkeepers		Total Shots		6m Shots		Wing Shots		9m Shots		7m Shots		Fast Breaks		Breakthroughs	
No.	Name	S/S	%	S/S	%	S/S	%	S/S	%	S/S	%	S/S	%	S/S	%
1	GRAMS Oleg	7/25	28	1/3	33	1/2	50	4/12	33	0/1	0	1/5	20	0/2	0
16	KOSTYGOV Alexey	6/10	60					4/4	100	1/1	100	0/4	0	1/1	100
<b>Totals</b>		13/35	37	1/3	33	1/2	50	8/16	50	1/2	50	1/9	11	1/3	33

Team Shots	Goals	Saves	Missed	Post	Blocked	Total	%
6m Shots	8	3	0	0	0	11	73
Wing Shots	2	2	0	0	0	4	50
9m Shots	6	5	0	1	3	15	40
7m Shots	3	1	0	0	n/a	4	75
Fast Breaks	5	2	0	1	0	8	63
Breakthroughs	5	2	0	0	0	7	71
<b>Totals</b>	29	15	0	2	3	49	59

Number of Attacks: 54, Scoring Efficiency: 54%





**OSC GYMNASIUM**  
 奥体中心体育馆  
 GYMNASE DU CSO

MON 星期一 LUN  
 18 AUG 2008  
 14:00

**HANDBALL**  
 手球 / HANDBALL

**MEN**  
 男子项目 / HOMMES

**PRELIMINARY GROUP B - MATCH 27**  
 预赛B组 - 第27场 / PRÉLIMINAIRE GROUPE B - MATCH 27



**MATCH TEAM STATISTICS**  
 参赛队技术统计 / STATISTIQUES DU MATCH PAR ÉQUIPE

**RUS 29 - 22 KOR**  
 (17 - 12) (12 - 10)

Referees: (11) BORD G / (12) BUY O (FRA)

**RUS - Russian Fed.**

**Shots Distribution**

Players			
Goals / Shots			
2 FILIPPOV V			
1/1			
0/1			
2/2	1/2	0/2	
6 KRIVOSHLIKOV D			
0/1			
		1/1	
8 EVDOKIMOV E			
1/1			
		1/1	
1/1		2/2	
10 CHERNOIVANOV A			
1/1			
0/1			
		2/2	
15 RASTVORTSEV A			
1/1		1/1	
1/1			
1/2		2/4	
17 KAMANIN A			
		0/1	
19 ASLANYAN S			
23 KOKSHAROV E			
		1/1	
		1/2	
		2/3	
25 KOVALEV D			
0/1			
		1/1	
31 DIBIROV T			
0/1	1/1		
35 IGROPULO K			
0/1		2/2	
77 IVANOV V			
1/1			
	1/1		

1-Post

1-Post

3-Blocked

**Team**

**Offence**

**Defence**

**Goalkeepers**

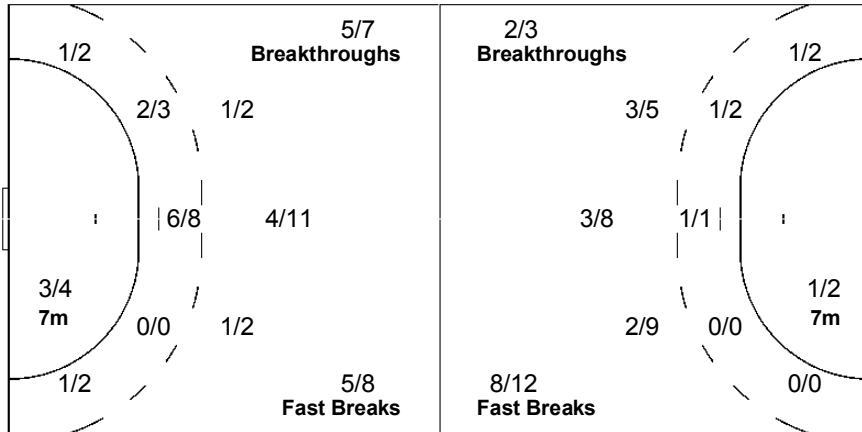
Goals / Shots

5/7	1/1	2/2
1/4		3/5
4/6	2/3	11/16

2-Post 3-Blocked

Saves / Shots

0/2	2/2	1/3
1/5		2/2
1/6	5/9	1/6



1 GRAMS O

0/2		0/1
0/3		2/2
0/5	4/7	1/5

16 KOSTYGOV A

	2/2	1/2
1/2		
1/1	1/2	0/1



## MATCH TEAM STATISTICS

参赛队技术统计 / STATISTIQUES DU MATCH PAR ÉQUIPE

### RUS 29 - 22 KOR

(17 - 12) (12 - 10)

Referees: (11) BORD G / (12) BUY O (FRA)

#### KOR - Korea

No.	Name	Shots								Offence		Defence		Penalties				TP
		G/S	%	6m	Wing	9m	7m	FB	BT	AS	TF	ST	BS	YC	2Min	RC	EX	
1	HAN Kyungtai																	37:07
2	JEONG Yikyeong	2/4	50	1/1		1/3				2	1		1					27:48
6	KIM Teawan													1				32:33
7	JUNG Suyoung	2/5	40	0/1		1/2		1/2		3	4			1				49:05
8	PARK Junggeu	1/1	100	1/1						1	1							41:31
10	PARK Chanyong																	16:10
13	YOON Kyungshin	7/8	88			4/4		2/2	1/2	1	1	1	2					26:23
14	CHO Chihyo	1/5	20			0/3		1/2										26:26
15	LEE Teayoung																	22:33
16	KANG Ilkoo																	22:53
17	LEE Jaewoo	0/2	0			0/2				1	1							37:03
18	PAEK Wonchul	2/5	40			0/2	1/2		1/1	1	2							23:23
20	KO Kyungsoo	4/9	44		1/2	1/3		2/4			2							37:38
23	YOON Kyungmin	3/5	60			1/3		2/2			3	3						19:27
	Bench/Team										1							
<b>Totals</b>		22/44	50	2/3	1/2	8/22	1/2	8/12	2/3	9	16	4	3	1	1	0	0	

No.	Name	Total Shots		6m Shots		Wing Shots		9m Shots		7m Shots		Fast Breaks		Breakthroughs	
		S/S	%	S/S	%	S/S	%	S/S	%	S/S	%	S/S	%	S/S	%
1	HAN Kyungtai	11/30	37	2/5	40	1/3	33	4/9	44	1/4	25	1/4	25	2/5	40
16	KANG Ilkoo	4/14	29	1/6	17	1/1	100	1/2	50			1/3	33	0/2	0
<b>Totals</b>		15/44	34	3/11	27	2/4	50	5/11	45	1/4	25	2/7	29	2/7	29

Team Shots	Goals	Saves	Missed	Post	Blocked	Total	%
6m Shots	2	1	0	0	0	3	67
Wing Shots	1	1	0	0	0	2	50
9m Shots	8	8	2	0	4	22	36
7m Shots	1	1	0	0	n/a	2	50
Fast Breaks	8	1	0	3	0	12	67
Breakthroughs	2	1	0	0	0	3	67
<b>Totals</b>	22	13	2	3	4	44	50

Number of Attacks: 55, Scoring Efficiency: 40%



**MATCH TEAM STATISTICS**

参赛队技术统计 / STATISTIQUES DU MATCH PAR ÉQUIPE

**RUS 29 - 22 KOR**

(17 - 12) (12 - 10)

Referees: (11) BORD G / (12) BUY O (FRA)

**KOR - Korea**

**Shots Distribution**

Players			Goals / Shots			
2 JEONG Y	6 KIM T	7 JUNG S	8 PARK J	10 PARK C	13 YOON K	14 CHO C
		1/1	1/1		0/1 1/1	
		1/1 0/2 0/1			2/2 1/1 1/1	0/1
1-Missed	1-Blocked					1-Post 1-Blocked
15 LEE T	17 LEE J	18 PAEK W	20 KO K	23 YOON K		
	0/1	0/1	1/1 1/1			
	0/1	1/1 0/1 1/1	2/3	1/1 1/1		
		1-Blocked	2-Post 1-Blocked 1-Missed			

Team	Offence	Defence	Goalkeepers																											
Goals / Shots			Saves / Shots																											
2/2 0/2 2/3 4/5 0/2 0/2 5/6 4/9 5/6 2-Missed 3-Post 4-Blocked			<table border="1"> <tr><td>2/7</td><td>0/1</td><td>0/2</td></tr> <tr><td>3/4</td><td></td><td>2/5</td></tr> <tr><td>2/6</td><td>1/3</td><td>5/16</td></tr> </table> <p>1 HAN K</p> <table border="1"> <tr><td>1/4</td><td>0/1</td><td>0/1</td></tr> <tr><td>1/2</td><td></td><td>2/4</td></tr> <tr><td>1/3</td><td>1/3</td><td>5/12</td></tr> </table> <p>16 KANG I</p> <table border="1"> <tr><td>1/3</td><td></td><td>0/1</td></tr> <tr><td>2/2</td><td></td><td>0/1</td></tr> <tr><td>1/3</td><td></td><td>0/4</td></tr> </table>	2/7	0/1	0/2	3/4		2/5	2/6	1/3	5/16	1/4	0/1	0/1	1/2		2/4	1/3	1/3	5/12	1/3		0/1	2/2		0/1	1/3		0/4
2/7	0/1	0/2																												
3/4		2/5																												
2/6	1/3	5/16																												
1/4	0/1	0/1																												
1/2		2/4																												
1/3	1/3	5/12																												
1/3		0/1																												
2/2		0/1																												
1/3		0/4																												

Legend:							
%	Efficiency	2Min	2 Minute Suspensions	6m	6-metre Shots	7m	7-metre Shots
AS	Assists	BS	Blocked Shots	BT	Breakthroughs	EX	Exclusions
G/S	Goals/Shots	n/a	not applicable	RC	Red Cards	S/S	Saves/Shots
TF	Technical Faults	TP	Time Played	Wing	Wing Shots	YC	Yellow Cards
						9m	9-metre Shots
						FB	Fast Breaks
						ST	Steals



**RESULTS**  
比赛成绩 / RÉSULTATS  
**GER 21 - 27 DEN**  
(12 - 15) (9 - 12)

Referees: (25) KRSTIC N / (26) LJUBIC P (SLO)

**RUNNING SCORE**

**GER - DEN**

**GER - Germany**

Players		Shots								Penalties			
No.	Name	G/S	%	6m	Wing	9m	7m	FB	BT	YC	2Min	RC	EX
1	FRITZ Henning												
4	ROGGISCH Oliver									1			
5	KLEIN Dominik	1/3	33			1/1		0/2					
8	SCHWARZER Christian	2/2	100	1/1				1/1					
10	KOHRMANN Oliver	1/2	50			1/2							
11	GLANDORF Holger	1/8	13			0/6		0/1	1/1				
12	BITTER Johannes												
13	CHRISTOPHERSEN Sven-Soren	1/2	50			1/2							
14	ZEITZ Christian	0/1	0			0/1							
15	JANSEN Torsten	4/8	50		1/3		3/4	0/1			1		
17	KLIMOVETS Andrei	2/2	100	1/1				1/1			3	1	
18	KRAUS Michael	6/14	43		1/1	2/10	2/2		1/1	1			
19	KEHRMANN Florian	3/6	50		1/3	1/1		1/2		1			
24	HAASS Michael	0/1	0			0/1							
Bench/Team										1			
Totals		21/49	43	2/2	3/7	6/24	5/6	3/8	2/2	4	4	1	0

Goalkeepers		Saves							
No.	Name	S/S	%	6m	Wing	9m	7m	FB	BT
1	FRITZ Henning	5/20	25	3/5	0/2	2/10	0/1	0/1	0/1
12	BITTER Johannes	11/23	48	0/1	4/6	7/14		0/2	
Totals		16/43	37	3/6	4/8	9/24	0/1	0/3	0/1

**DEN - Denmark**

Players		Shots								Penalties			
No.	Name	G/S	%	6m	Wing	9m	7m	FB	BT	YC	2Min	RC	EX
1	HVIDT Kasper												
4	BOESEN Lasse	8/13	62			8/13							
6	JOERGENSEN Lars Troels									1	1		
7	JENSEN Jesper	3/5	60			2/4			1/1	1	1		
9	CHRISTIANSEN Lars Roslyng	2/4	50		2/4								
12	HENRIKSEN Peter												
13	SPELLERBERG Bo	2/6	33	0/1		1/3	1/2						
15	HANSEN Mikkel	1/3	33			1/3							
19	NOEDDESBO Jesper	3/5	60	3/5									
22	SARUP Kasper Soendergaard	1/3	33			1/3							
23	BOLDSEN Joachim Rietveld	1/4	25		0/1	1/3				1	2		
24	LINDBERG Hans Ottar	6/9	67		2/3	1/2		3/4					
25	BRUUN JOERGENSEN Klavs	0/2	0			0/2							
26	NIELSEN Kasper	0/1	0					0/1			2		
Bench/Team													
Totals		27/55	49	3/6	4/8	15/33	1/2	3/5	1/1	3	6	0	0

Goalkeepers		Saves							
No.	Name	S/S	%	6m	Wing	9m	7m	FB	BT
1	HVIDT Kasper	18/38	47	0/2	3/6	10/16	1/5	4/7	0/2
12	HENRIKSEN Peter	0/1	0					0/1	
Totals		18/39	46	0/2	3/6	10/16	1/6	4/7	0/2

		1st Half	
JANSEN T		1 (1') 0	
KRAUS M		2 (3') 0	
	BOESEN L	2 (3') 1	
KRAUS M		3 (4') 1	
	BOESEN L	3 (5') 2	
	BOESEN L	3 (6') 3	
	SPELLERBERG B	3 (7') 4	
JANSEN T		4 (8') 4	
KEHRMANN F		5 (10') 4	
	NOEDDESBO J	5 (11') 5	
SCHWARZER C		6 (14') 5	
	BOESEN L	6 (14') 6	
KRAUS M		7 (15') 6	
	BOESEN L	7 (16') 7	
JANSEN T		8 (16') 7	
	LINDBERG HO	8 (17') 8	
SCHWARZER C		9 (19') 8	
	SARUP KS	9 (20') 9	
	NOEDDESBO J	9 (21') 10	
	CHRISTIANSEN LR	9 (23') 11	
	JENSEN J	9 (26') 12	
KEHRMANN F		10 (27') 12	
	LINDBERG HO	10 (27') 13	
KLEIN D		11 (28') 13	
	HANSEN M	11 (28') 14	
	JENSEN J	11 (29') 15	
JANSEN T		12 (29') 15	

		2nd Half	
	LINDBERG HO	12 (31') 16	
GLANDORF H		13 (32') 16	
KLIMOVETS A		14 (35') 16	
KLIMOVETS A		15 (38') 16	
	BOESEN L	15 (38') 17	
	SPELLERBERG B	15 (40') 18	
KRAUS M		16 (41') 18	
CHRISTOPHERSEN S		17 (42') 18	
	BOESEN L	17 (46') 19	
	JENSEN J	17 (47') 20	
	LINDBERG HO	17 (50') 21	
	BOLDSEN JR	17 (51') 22	
KOHRMANN O		18 (53') 22	
KRAUS M		19 (55') 22	
	NOEDDESBO J	19 (56') 23	
KRAUS M		20 (56') 23	
KEHRMANN F		21 (56') 23	
	LINDBERG HO	21 (57') 24	
	BOESEN L	21 (59') 25	
	CHRISTIANSEN LR	21 (60') 26	
	LINDBERG HO	21 (60') 27	

<b>Legend:</b>	<b>%</b> Efficiency	<b>2Min</b> 2 Minute Suspensions	<b>6m</b> 6-metre Shots	<b>7m</b> 7-metre Shots	<b>9m</b> 9-metre Shots
<b>BT</b> Breakthroughs	<b>EX</b> Exclusions	<b>FB</b> Fast Breaks	<b>G/S</b> Goals/Shots	<b>RC</b> Red Cards	
<b>S/S</b> Saves/Shots	<b>Wing</b> Wing Shots	<b>YC</b> Yellow Cards			



## MATCH TEAM STATISTICS

参赛队技术统计 / STATISTIQUES DU MATCH PAR ÉQUIPE

### GER 21 - 27 DEN

(12 - 15) (9 - 12)

Referees: (25) KRSTIC N / (26) LJUBIC P (SLO)

#### GER - Germany

No.	Name	Shots								Offence		Defence		Penalties				TP
		G/S	%	6m	Wing	9m	7m	FB	BT	AS	TF	ST	BS	YC	2Min	RC	EX	
1	FRITZ Henning																	30:00
4	ROGGISCH Oliver											2	1					25:16
5	KLEIN Dominik	1/3	33			1/1		0/2		1		1						33:52
8	SCHWARZER Christian	2/2	100	1/1				1/1			2	1						26:04
10	KOHRMANN Oliver	1/2	50			1/2				3	2							30:25
11	GLANDORF Holger	1/8	13			0/6		0/1	1/1	1	2		1					55:46
12	BITTER Johannes										1							30:00
13	CHRISTOPHERSEN Sven-Soren	1/2	50			1/2					1							7:21
14	ZEITZ Christian	0/1	0			0/1					1							4:31
15	JANSEN Torsten	4/8	50		1/3		3/4	0/1				1	1		1			37:45
17	KLIMOVETS Andrei	2/2	100	1/1				1/1		1	1		1		3	1		32:55
18	KRAUS Michael	6/14	43		1/1	2/10	2/2		1/1	3	1		1	1				30:15
19	KEHRMANN Florian	3/6	50		1/3	1/1		1/2		3		2		1				59:43
24	HAASS Michael	0/1	0			0/1					2							16:07
	Bench/Team													1				
<b>Totals</b>		21/49	43	2/2	3/7	6/24	5/6	3/8	2/2	12	13	4	7	4	4	1	0	

No.	Name	Total Shots		6m Shots		Wing Shots		9m Shots		7m Shots		Fast Breaks		Breakthroughs	
		S/S	%	S/S	%	S/S	%	S/S	%	S/S	%	S/S	%	S/S	%
1	FRITZ Henning	5/20	25	3/5	60	0/2	0	2/10	20	0/1	0	0/1	0	0/1	0
12	BITTER Johannes	11/23	48	0/1	0	4/6	67	7/14	50			0/2	0		
<b>Totals</b>		16/43	37	3/6	50	4/8	50	9/24	38	0/1	0	0/3	0	0/1	0

Team Shots	Goals	Saves	Missed	Post	Blocked	Total	%
6m Shots	2	0	0	0	0	2	100
Wing Shots	3	3	0	1	0	7	43
9m Shots	6	10	2	3	3	24	25
7m Shots	5	1	0	0	n/a	6	83
Fast Breaks	3	4	0	1	0	8	38
Breakthroughs	2	0	0	0	0	2	100
<b>Totals</b>	21	18	2	5	3	49	43

Number of Attacks: 56, Scoring Efficiency: 38%



**OSC GYMNASIUM**  
 奥体中心体育馆  
 GYMNASE DU CSO

MON 星期一 LUN  
 18 AUG 2008  
 19:00

**HANDBALL**  
 手球 / HANDBALL

**MEN**  
 男子项目 / HOMMES

**PRELIMINARY GROUP B - MATCH 29**  
 预赛B组 - 第29场 / PRÉLIMINAIRE GROUPE B - MATCH 29



**MATCH TEAM STATISTICS**

参赛队技术统计 / STATISTIQUES DU MATCH PAR ÉQUIPE

**GER 21 - 27 DEN**  
 (12 - 15) (9 - 12)

Referees: (25) KRSTIC N / (26) LJUBIC P (SLO)

**GER - Germany**

**Shots Distribution**

Players			Goals / Shots			
4 ROGGISCH O	5 KLEIN D	8 SCHWARZER C	10 KOHRMANN O	11 GLANDORF H	13 CHRISTOPHERSEN S	14 ZEITZ C
	1/1		1/1	0/1	0/1	
		1/1		1/3		
	0/2	1/1	0/1		1/1	
				1-Missed3-Post		1-Blocked
15 JANSEN T	17 KLIMOVETS A	18 KRAUS M	19 KEHRMANN F	24 HAASS M		
1/1	1/1	1/1	0/1			
0/1		0/1	0/1			
	1/1	0/3	1/1			
1/4		3/3	1/1			
		1-Missed 1-Post 1-Blocked	1-Post			1-Blocked

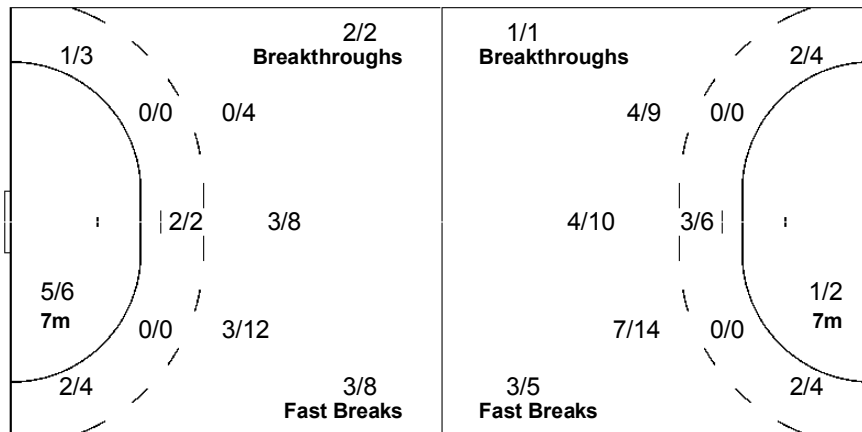
**Team**

Goals / Shots

4/5	1/2	4/5
1/6		3/4
1/7	4/7	3/3

2-Missed 5-Post 3-Blocked

**Offence**



**Defence**

**Goalkeepers**

Saves / Shots

0/5	1/3	2/7
3/5	2/2	2/4
3/6	0/6	3/5

1 FRITZ H

0/4	1/2	0/4
1/2	1/1	1/1
0/1	0/3	1/2

12 BITTER J

0/1	0/1	2/3
2/3	1/1	1/3
3/5	0/3	2/3



## MATCH TEAM STATISTICS

参赛队技术统计 / STATISTIQUES DU MATCH PAR ÉQUIPE

### GER 21 - 27 DEN

(12 - 15) (9 - 12)

Referees: (25) KRSTIC N / (26) LJUBIC P (SLO)

#### DEN - Denmark

No.	Name	Shots								Offence		Defence		Penalties				TP
		G/S	%	6m	Wing	9m	7m	FB	BT	AS	TF	ST	BS	YC	2Min	RC	EX	
1	HVIDT Kasper											1						59:42
4	BOESEN Lasse	8/13	62			8/13				1	1							27:44
6	JOERGENSEN Lars Troels									2				1	1			27:16
7	JENSEN Jesper	3/5	60			2/4				1/1	3	4		1	1			37:37
9	CHRISTIANSEN Lars Roslyng	2/4	50		2/4													48:26
12	HENRIKSEN Peter																	0:18
13	SPELLERBERG Bo	2/6	33	0/1		1/3	1/2				2							12:39
15	HANSEN Mikkel	1/3	33			1/3												5:58
19	NOEDDESBO Jesper	3/5	60	3/5						1	3		1					50:10
22	SARUP Kasper Soendergaard	1/3	33			1/3					1							17:16
23	BOLDSSEN Joachim Rietveld	1/4	25		0/1	1/3				2		1		1	2			37:27
24	LINDBERG Hans Ottar	6/9	67		2/3	1/2		3/4										55:04
25	BRUUN JOERGENSEN Klavs	0/2	0			0/2					1							8:14
26	NIELSEN Kasper	0/1	0					0/1		1		1	1		2			32:09
	Bench/Team																	
<b>Totals</b>		27/55	49	3/6	4/8	15/33	1/2	3/5	1/1	10	12	3	2	3	6	0	0	

No.	Name	Total Shots		6m Shots		Wing Shots		9m Shots		7m Shots		Fast Breaks		Breakthroughs	
		S/S	%	S/S	%	S/S	%	S/S	%	S/S	%	S/S	%	S/S	%
1	HVIDT Kasper	18/38	47	0/2	0	3/6	50	10/16	63	1/5	20	4/7	57	0/2	0
12	HENRIKSEN Peter	0/1	0							0/1	0				
<b>Totals</b>		18/39	46	0/2	0	3/6	50	10/16	63	1/6	17	4/7	57	0/2	0

Team Shots	Goals	Saves	Missed	Post	Blocked	Total	%
6m Shots	3	3	0	0	0	6	50
Wing Shots	4	4	0	0	0	8	50
9m Shots	15	9	3	1	5	33	45
7m Shots	1	0	0	1	n/a	2	50
Fast Breaks	3	0	1	0	1	5	60
Breakthroughs	1	0	0	0	0	1	100
<b>Totals</b>	27	16	4	2	6	55	49

Number of Attacks: 56, Scoring Efficiency: 48%



**MATCH TEAM STATISTICS**  
参赛队技术统计 / STATISTIQUES DU MATCH PAR ÉQUIPE

**GER 21 - 27 DEN**  
(12 - 15) (9 - 12)

Referees: (25) KRSTIC N / (26) LJUBIC P (SLO)

**DEN - Denmark**

**Shots Distribution**

4 BOESEN L			6 JOERGENSEN LT			7 JENSEN J			9 CHRISTIANSEN LR			13 SPELLERBERG B			15 HANSEN M			19 NOEDDESBO J		
1/1	1/1	2/2				2/2					2/2						0/1	1/1	0/1	1/1
		1/1									0/1	1/1	0/1		1/1					1/2
2/3	1/1							1/1	0/1				1/1	0/1	0/1					
1-Missed 1-Post 2-Blocked						1-Missed 1-Blocked						1-Missed 1-Post								
22 SARUP KS			23 BOLDSSEN JR			24 LINDBERG HO			25 BRUUN JOERGENSEN K			26 NIELSEN K								
		0/1				1/1	1/1													
0/1			0/1			0/1	0/1													
		1/1		1/1	0/1	1/1	3/3				0/1									
			1-Blocked			1-Blocked			1-Blocked 1-Missed											

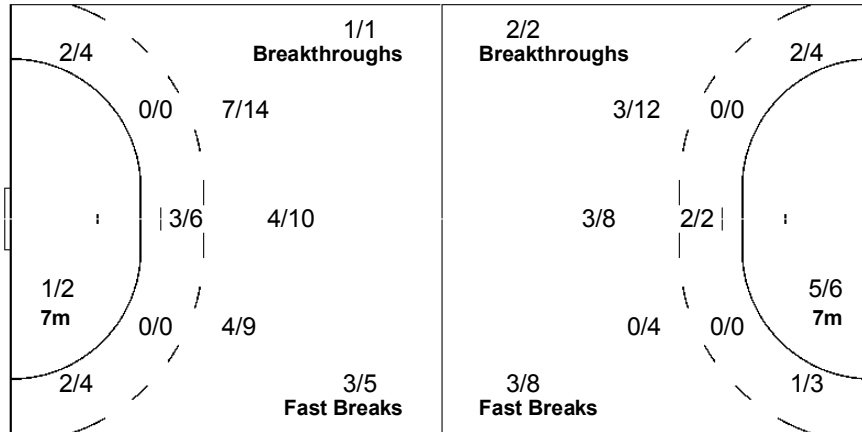
**Team**

Goals / Shots

5/5	2/3	5/7
2/5	0/2	2/4
3/6	6/6	2/5

4-Missed 2-Post 6-Blocked

**Offence**



**Defence**

**Goalkeepers**

Saves / Shots

1/5	1/2	1/5
5/6		1/4
6/7	3/7	0/3

1 HVIDT K

1/5	1/1	1/5
5/6		1/4
6/7	3/7	0/3

12 HENRIKSEN P

	0/1	

Legend:		2Min		6m		7m		9m	
%	Efficiency	2Min	2 Minute Suspensions	6m	6-metre Shots	7m	7-metre Shots	9m	9-metre Shots
AS	Assists	BS	Blocked Shots	BT	Breakthroughs	EX	Exclusions	FB	Fast Breaks
G/S	Goals/Shots	n/a	not applicable	RC	Red Cards	S/S	Saves/Shots	ST	Steals
TF	Technical Faults	TP	Time Played	Wing	Wing Shots	YC	Yellow Cards		





## RESULTS

比赛成绩 / RÉSULTATS

### FRA 27 - 24 RUS

(13 - 10) (14 - 14)

Referees: (13) LEMME F / (14) ULLRICH B (GER)

#### RUNNING SCORE

##### FRA - RUS

#### FRA - France

Players		Shots								Penalties			
No.	Name	G/S	%	6m	Wing	9m	7m	FB	BT	YC	2Min	RC	EX
3	DINART Didier												
4	BURDET Cedric	0/2	0			0/2				1			
5	GILLE Guillaume	1/1	100						1/1		1		
6	GILLE Bertrand	4/7	57	2/3		0/2		2/2		1			
8	NARCISSE Daniel	9/13	69	1/1		6/8		0/1	2/3				
11	GIRAULT Olivier	4/5	80	1/1	2/3		1/1						
12	KARABOUE Daouda												
13	KARABATIC Nikola	2/7	29			2/6	0/1			1	1		
14	KEMPE Christophe												
16	OMEYER Thierry												
18	ABATI Joel												
19	ABALO Luc	7/9	78		3/4	0/1		3/3	1/1				
21	GUIGOU Michael	0/2	0		0/1	0/1							
26	PATY Cedric												
Bench/Team										1			
Totals		27/46	59	4/5	5/8	8/20	1/2	5/6	4/5	4	2	0	0

Goalkeepers		Saves							
No.	Name	S/S	%	6m	Wing	9m	7m	FB	BT
12	KARABOUE Daouda	0/2	0				0/2		
16	OMEYER Thierry	11/33	33	3/11	0/4	8/13	0/4	0/1	
Totals		11/35	31	3/11	0/4	8/13	0/6	0/1	0/0

#### RUS - Russian Fed.

Players		Shots								Penalties			
No.	Name	G/S	%	6m	Wing	9m	7m	FB	BT	YC	2Min	RC	EX
1	GRAMS Oleg												
2	FILIPPOV Vasily	1/2	50	1/1		0/1							
6	KRIVOSHLYKOV Denis	1/1	100					1/1		1			
8	EVDOKIMOV Egor	2/2	100	2/2									
10	CHERNOIVANOV Alexander	4/7	57	4/6					0/1				
15	RASTVORTSEV Alexey	3/6	50			3/6				1			
16	KOSTYGOV Alexey												
17	KAMANIN Alexey	1/3	33			1/3							
19	ASLANYAN Samvel												
23	KOKSHAROV Eduard	5/8	63	0/1	1/1		4/6				2		
25	KOVALEV Dmitry	3/3	100	1/1	2/2								
31	DIBIROV Timur	1/2	50		1/1	0/1							
35	IGROPULO Konstantin	3/9	33			1/7	2/2			1			
77	IVANOV Vitaly	0/2	0			0/2							
Bench/Team													
Totals		24/45	53	8/11	4/4	5/20	6/8	1/1	0/1	3	2	0	0

Goalkeepers		Saves							
No.	Name	S/S	%	6m	Wing	9m	7m	FB	BT
1	GRAMS Oleg	5/15	33	1/3	0/2	2/3	1/2	1/2	0/3
16	KOSTYGOV Alexey	7/24	29	0/2	1/4	5/12	1/2	0/4	1/2
Totals		12/39	31	1/5	1/6	7/15	1/2	1/6	1/5

1st Half	
ABALO L	0 (2') 1
GILLE B	1 (2') 1
GIRAULT O	1 (4') 2
NARCISSE D	2 (6') 2
NARCISSE D	2 (6') 3
NARCISSE D	3 (6') 3
NARCISSE D	4 (8') 4
NARCISSE D	5 (9') 4
NARCISSE D	5 (9') 5
NARCISSE D	6 (10') 5
NARCISSE D	6 (11') 6
NARCISSE D	6 (12') 7
ABALO L	7 (14') 7
GILLE B	8 (15') 7
GIRAULT O	9 (17') 7
ABALO L	10 (22') 7
GIRAULT O	10 (22') 8
ABALO L	11 (23') 8
GILLE B	12 (24') 8
GILLE B	13 (28') 8
GILLE B	13 (29') 9
GILLE B	13 (30') 10

2nd Half	
NARCISSE D	14 (31') 10
ABALO L	15 (32') 10
ABALO L	15 (35') 11
ABALO L	15 (36') 12
ABALO L	16 (37') 12
GILLE B	16 (37') 13
GILLE B	17 (38') 13
KARABATIC N	18 (40') 13
GILLE B	18 (40') 14
GILLE G	19 (41') 14
GILLE G	19 (41') 15
NARCISSE D	20 (42') 15
ABALO L	20 (42') 15
ABALO L	21 (44') 15
ABALO L	21 (44') 16
ABALO L	21 (46') 17
NARCISSE D	22 (47') 17
NARCISSE D	22 (47') 18
NARCISSE D	22 (48') 19
NARCISSE D	22 (50') 20
NARCISSE D	22 (51') 21
NARCISSE D	23 (52') 21
NARCISSE D	24 (53') 21
GIRAULT O	25 (57') 21
GIRAULT O	25 (57') 22
KARABATIC N	26 (58') 22
KARABATIC N	26 (59') 23
NARCISSE D	27 (60') 23
NARCISSE D	27 (60') 24

Legend:									
%	Efficiency	2Min	2 Minute Suspensions	6m	6-metre Shots	7m	7-metre Shots	9m	9-metre Shots
BT	Breakthroughs	EX	Exclusions	FB	Fast Breaks	G/S	Goals/Shots	RC	Red Cards
S/S	Saves/Shots	Wing	Wing Shots	YC	Yellow Cards				



## MATCH TEAM STATISTICS

参赛队技术统计 / STATISTIQUES DU MATCH PAR ÉQUIPE

**FRA 27 - 24 RUS**

(13 - 10) (14 - 14)

Referees: (13) LEMME F / (14) ULLRICH B (GER)

### FRA - France

No.	Name	Shots								Offence		Defence		Penalties				TP
		G/S	%	6m	Wing	9m	7m	FB	BT	AS	TF	ST	BS	YC	2Min	RC	EX	
3	DINART Didier											1	3					26:08
4	BURDET Cedric	0/2	0			0/2				2				1				25:22
5	GILLE Guillaume	1/1	100						1/1		1				1			32:49
6	GILLE Bertrand	4/7	57	2/3		0/2		2/2		2	1	1		1				59:36
8	NARCISSE Daniel	9/13	69	1/1		6/8		0/1	2/3	2		1						41:56
11	GIRAULT Olivier	4/5	80	1/1	2/3		1/1				1							44:23
12	KARABOUE Daouda																	0:48
13	KARABATIC Nikola	2/7	29			2/6	0/1			2	3			1	1			53:15
14	KEMPE Christophe																	
16	OMEYER Thierry																	59:12
18	ABATI Joel																	
19	ABALO Luc	7/9	78		3/4	0/1		3/3	1/1	1	1	1						60:00
21	GUIGOU Michael	0/2	0		0/1	0/1				1	1							16:31
26	PATY Cedric																	
	Bench/Team													1				
<b>Totals</b>		27/46	59	4/5	5/8	8/20	1/2	5/6	4/5	10	8	4	4	4	2	0	0	

No.	Name	Total Shots		6m Shots		Wing Shots		9m Shots		7m Shots		Fast Breaks		Breakthroughs	
		S/S	%	S/S	%	S/S	%	S/S	%	S/S	%	S/S	%	S/S	%
12	KARABOUE Daouda	0/2	0							0/2	0				
16	OMEYER Thierry	11/33	33	3/11	27	0/4	0	8/13	62	0/4	0	0/1	0		
<b>Totals</b>		11/35	31	3/11	27	0/4	0	8/13	62	0/6	0	0/1	0	0/0	0

Team Shots	Goals	Saves	Missed	Post	Blocked	Total	%
6m Shots	4	1	0	0	0	5	80
Wing Shots	5	1	0	2	0	8	63
9m Shots	8	7	0	1	4	20	40
7m Shots	1	1	0	0	n/a	2	50
Fast Breaks	5	1	0	0	0	6	83
Breakthroughs	4	1	0	0	0	5	80
<b>Totals</b>	27	12	0	3	4	46	59

Number of Attacks: 49, Scoring Efficiency: 55%



**OSC GYMNASIUM**  
 奥体中心体育馆  
 GYMNASE DU CSO

WED 星期三 MER  
 20 AUG 2008  
 12:00

**HANDBALL**  
 手球 / HANDBALL

**MEN**  
 男子项目 / HOMMES

**QUARTERFINAL - MATCH 31**  
 1/4决赛 - 第31场 / QUART DE FINALE - MATCH 31



**MATCH TEAM STATISTICS**  
 参赛队技术统计 / STATISTIQUES DU MATCH PAR ÉQUIPE

**FRA 27 - 24 RUS**  
 (13 - 10) (14 - 14)

Referees: (13) LEMME F / (14) ULLRICH B (GER)

**FRA - France**

**Shots Distribution**

Players			Goals / Shots			
3 DINART D	4 BURDET C	5 GILLE G	6 GILLE B	8 NARCISSE D	11 GIRAULT O	13 KARABATIC N
	0/1		0/1	0/1	0/1	0/1
	0/1	1/1	1/1	4/4	2/2	1/1
			1-Post	1-Blocked	1-Post	3-Blocked
14 KEMPE C	18 ABATI J	19 ABALO L	21 GUIGOU M	26 PATY C		
		2/3	0/1			
		2/2				
		1/1				
			1-Post			

Team	Offence	Defence	Goalkeepers																																	
Goals / Shots			Saves / Shots																																	
<table border="1"> <tr><td>2/4</td><td>0/1</td><td>2/5</td></tr> <tr><td>3/6</td><td>0/1</td><td></td></tr> <tr><td>7/8</td><td>3/3</td><td>10/11</td></tr> </table> <p>3-Post 4-Blocked</p>	2/4	0/1	2/5	3/6	0/1		7/8	3/3	10/11			<table border="1"> <tr><td>0/2</td><td></td><td>1/3</td></tr> <tr><td>2/3</td><td>1/1</td><td>2/6</td></tr> <tr><td>2/8</td><td>3/8</td><td>0/4</td></tr> </table> <p>12 KARABOUE D</p> <table border="1"> <tr><td></td><td></td><td></td></tr> <tr><td>0/2</td><td></td><td></td></tr> </table> <p>16 OMEYER T</p> <table border="1"> <tr><td>0/2</td><td></td><td>1/3</td></tr> <tr><td>2/3</td><td>1/1</td><td>2/6</td></tr> <tr><td>2/6</td><td>3/8</td><td>0/4</td></tr> </table>	0/2		1/3	2/3	1/1	2/6	2/8	3/8	0/4				0/2			0/2		1/3	2/3	1/1	2/6	2/6	3/8	0/4
2/4	0/1	2/5																																		
3/6	0/1																																			
7/8	3/3	10/11																																		
0/2		1/3																																		
2/3	1/1	2/6																																		
2/8	3/8	0/4																																		
0/2																																				
0/2		1/3																																		
2/3	1/1	2/6																																		
2/6	3/8	0/4																																		



## MATCH TEAM STATISTICS

参赛队技术统计 / STATISTIQUES DU MATCH PAR ÉQUIPE

### FRA 27 - 24 RUS

(13 - 10) (14 - 14)

Referees: (13) LEMME F / (14) ULLRICH B (GER)

#### RUS - Russian Fed.

Players		Shots								Offence		Defence		Penalties				TP
No.	Name	G/S	%	6m	Wing	9m	7m	FB	BT	AS	TF	ST	BS	YC	2Min	RC	EX	
1	GRAMS Oleg																	21:24
2	FILIPPOV Vasily	1/2	50	1/1		0/1				3								31:22
6	KRIVOSHLYKOV Denis	1/1	100					1/1		1				1				34:07
8	EVDOKIMOV Egor	2/2	100	2/2							1							23:25
10	CHERNOIVANOV Alexander	4/7	57	4/6					0/1	1	1		3					39:46
15	RASTVORTSEV Alexey	3/6	50			3/6				4				1				29:27
16	KOSTYGOV Alexey																	38:36
17	KAMANIN Alexey	1/3	33			1/3				2	1							29:56
19	ASLANYAN Samvel																	0:47
23	KOKSHAROV Eduard	5/8	63	0/1	1/1		4/6			2		1	1			2		47:59
25	KOVALEV Dmitry	3/3	100	1/1	2/2													25:53
31	DIBIROV Timur	1/2	50		1/1	0/1				1	3							25:58
35	IGROPULO Konstantin	3/9	33			1/7	2/2			5	3			1				42:52
77	IVANOV Vitaly	0/2	0			0/2												28:28
	Bench/Team																	
<b>Totals</b>		24/45	53	8/11	4/4	5/20	6/8	1/1	0/1	19	9	1	4	3	2	0	0	

Goalkeepers		Total Shots		6m Shots		Wing Shots		9m Shots		7m Shots		Fast Breaks		Breakthroughs	
No.	Name	S/S	%	S/S	%	S/S	%	S/S	%	S/S	%	S/S	%	S/S	%
1	GRAMS Oleg	5/15	33	1/3	33	0/2	0	2/3	67	1/2	50	1/2	50	0/3	0
16	KOSTYGOV Alexey	7/24	29	0/2	0	1/4	25	5/12	42			0/4	0	1/2	50
<b>Totals</b>		12/39	31	1/5	20	1/6	17	7/15	47	1/2	50	1/6	17	1/5	20

Team Shots	Goals	Saves	Missed	Post	Blocked	Total	%
6m Shots	8	3	0	0	0	11	73
Wing Shots	4	0	0	0	0	4	100
9m Shots	5	8	2	1	4	20	25
7m Shots	6	0	1	1	n/a	8	75
Fast Breaks	1	0	0	0	0	1	100
Breakthroughs	0	0	0	1	0	1	0
<b>Totals</b>	24	11	3	3	4	45	53

Number of Attacks: 49, Scoring Efficiency: 49%





**RESULTS**  
比赛成绩 / RÉSULTATS  
**ISL 32 - 30 POL**  
(19 - 14) (13 - 16)

Referees: (11) BORD G / (12) BUY O (FRA)

**RUNNING SCORE**

**ISL - POL**

**ISL - Iceland**

Players		Shots								Penalties			
No.	Name	G/S	%	6m	Wing	9m	7m	FB	BT	YC	2Min	RC	EX
1	GUSTAVSSON Bjorgvin Pall												
3	GEIRSSON Logi	4/7	57			3/6		1/1			1		
5	SIGURDSSON Sigfus	1/1	100					1/1					
6	HALLGRIMSSON Asgeir Orn										1		
7	ATLASON Arnor	3/6	50	1/1		2/5					1		
9	SIGURDSSON Gudjon Valur	5/7	71		2/2	1/3		2/2		1			
10	GUDJONSSON Snorri Steinn	5/11	45	4/4		0/5	1/2						
11	STEFANSSON Olafur	4/8	50			1/5	1/1	1/1	1/1				
14	ASGEIRSSON Sturla												
15	PETERSSON Alexander	6/10	60	1/1		3/6		1/1	1/2				
16	GUDMUNDSSON Hreidar Levy												
17	JAKOBSSON Sverre Andreas									1	3	1	
18	GUNNARSSON Robert	3/3	100	3/3									
19	INGIMUNDARSON Ingimundur	1/1	100	1/1						1	2		
	Bench/Team												
	Totals	32/54	59	10/10	2/2	10/30	2/3	6/6	2/3	3	8	1	0

Goalkeepers		Saves							
No.	Name	S/S	%	6m	Wing	9m	7m	FB	BT
1	GUSTAVSSON Bjorgvin Pall	21/51	41	3/7	3/9	11/18	1/3	3/7	0/7
16	GUDMUNDSSON Hreidar Levy								
	Totals	21/51	41	3/7	3/9	11/18	1/3	3/7	0/7

**POL - Poland**

Players		Shots								Penalties			
No.	Name	G/S	%	6m	Wing	9m	7m	FB	BT	YC	2Min	RC	EX
1	SZMAL Slawomir												
2	JASZKA Bartlomiej	4/4	100	1/1		1/1			2/2				
3	LIJEWSKI Krzysztof	2/4	50	1/1		1/3							
5	JACHLEWSKI Mateusz	6/8	75		4/5			2/3					
6	TKACZYK Grzegorz	6/9	67			2/5		1/1	3/3	1	1		
8	BIELECKI Karol	3/7	43			2/6			1/1				
9	SIODMIAK Artur	0/3	0	0/2				0/1		1			
13	JURECKI Bartosz	3/4	75	2/3					1/1				
14	JURASIK Mariusz	4/9	44	0/1	2/4	1/2		1/2			1		
15	JURECKI Michal												
16	WICHARY Marcin												
19	TLUCZYNSKI Tomasz	2/3	67				2/3						
22	LIJEWSKI Marcin	0/4	0			0/4					1		
28	PIWKO Pawel												
	Bench/Team												
	Totals	30/55	55	4/8	6/9	7/21	2/3	4/7	7/7	2	3	0	0

Goalkeepers		Saves							
No.	Name	S/S	%	6m	Wing	9m	7m	FB	BT
1	SZMAL Slawomir	13/40	33	0/7	0/2	11/20	1/3	0/6	1/2
16	WICHARY Marcin	1/6	17	0/3		1/2			0/1
	Totals	14/46	30	0/10	0/2	12/22	1/3	0/6	1/3

1st Half	
SIGURDSSON GV	1 (2') 0
	1 (4') 1
SIGURDSSON GV	2 (4') 1
PETERSSON A	3 (8') 1
	3 (6') 2
GUDJONSSON SS	4 (7') 2
SIGURDSSON GV	5 (8') 2
	5 (9') 3
ATLASON A	6 (10') 3
	6 (12') 4
GUDJONSSON SS	7 (12') 4
	7 (14') 5
	7 (15') 6
GEIRSSON L	8 (15') 6
	8 (17') 7
GEIRSSON L	9 (18') 7
PETERSSON A	10 (19') 7
ATLASON A	11 (21') 7
	11 (21') 8
GUDJONSSON SS	12 (21') 8
	12 (23') 9
GUNNARSSON R	13 (23') 9
	13 (24') 10
GUDJONSSON SS	14 (25') 10
	14 (25') 11
STEFANSSON O	15 (26') 11
ATLASON A	16 (27') 11
	16 (28') 12
GUNNARSSON R	17 (28') 12
	17 (29') 13
PETERSSON A	18 (29') 13
	18 (30') 14
SIGURDSSON S	19 (30') 14

2nd Half	
	19 (31') 15
	19 (32') 16
SIGURDSSON GV	20 (33') 16
STEFANSSON O	21 (33') 16
	21 (37') 17
	21 (37') 18
GEIRSSON L	22 (38') 18
	22 (38') 19
INGIMUNDARSON I	23 (41') 19
	23 (41') 20
	23 (42') 21
	23 (43') 22
GUNNARSSON R	24 (44') 22
	24 (45') 23
STEFANSSON O	25 (47') 23
	25 (47') 24
PETERSSON A	26 (48') 24
GEIRSSON L	27 (49') 24
	27 (52') 25
	27 (54') 26
STEFANSSON O	28 (54') 26
GUDJONSSON SS	29 (56') 26
	29 (56') 27
SIGURDSSON GV	30 (57') 27
	30 (59') 28
	30 (59') 28
PETERSSON A	31 (60') 28
	31 (60') 29
PETERSSON A	32 (60') 29
	32 (60') 30

Legend:									
%	Efficiency	2Min	2 Minute Suspensions	6m	6-metre Shots	7m	7-metre Shots	9m	9-metre Shots
BT	Breakthroughs	EX	Exclusions	FB	Fast Breaks	G/S	Goals/Shots	RC	Red Cards
S/S	Saves/Shots	Wing	Wing Shots	YC	Yellow Cards				



## MATCH TEAM STATISTICS

参赛队技术统计 / STATISTIQUES DU MATCH PAR ÉQUIPE

### ISL 32 - 30 POL

(19 - 14) (13 - 16)

Referees: (11) BORD G / (12) BUY O (FRA)

#### ISL - Iceland

No.	Name	Shots								Offence		Defence		Penalties			TP	
		G/S	%	6m	Wing	9m	7m	FB	BT	AS	TF	ST	BS	YC	2Min	RC		EX
1	GUSTAVSSON Bjorgvin Pall									1								60:00
3	GEIRSSON Logi	4/7	57			3/6		1/1							1			19:20
5	SIGURDSSON Sigfus	1/1	100					1/1										3:57
6	HALLGRIMSSON Asgeir Orn														1			17:27
7	ATLASON Amor	3/6	50	1/1		2/5				3	1				1			40:49
9	SIGURDSSON Gudjon Valur	5/7	71		2/2	1/3		2/2		4	4	2		1				59:48
10	GUDJONSSON Snorri Steinn	5/11	45	4/4		0/5	1/2				3							31:28
11	STEFANSSON Olafur	4/8	50			1/5	1/1	1/1	1/1	6	1							47:49
14	ASGEIRSSON Sturla																	
15	PETERSSON Alexander	6/10	60	1/1		3/6		1/1	1/2	1								57:16
16	GUDMUNDSSON Hreidar Levy																	
17	JAKOBSSON Sverre Andreas											1	1	1	3	1		27:11
18	GUNNARSSON Robert	3/3	100	3/3						1								28:10
19	INGIMUNDARSON Ingimundur	1/1	100	1/1										1	2			26:45
	Bench/Team																	
<b>Totals</b>		32/54	59	10/10	2/2	10/30	2/3	6/6	2/3	16	9	3	1	3	8	1	0	

No.	Name	Total Shots		6m Shots		Wing Shots		9m Shots		7m Shots		Fast Breaks		Breakthroughs	
		S/S	%	S/S	%	S/S	%	S/S	%	S/S	%	S/S	%	S/S	%
1	GUSTAVSSON Bjorgvin Pall	21/51	41	3/7	43	3/9	33	11/18	61	1/3	33	3/7	43	0/7	0
16	GUDMUNDSSON Hreidar Levy														
<b>Totals</b>		21/51	41	3/7	43	3/9	33	11/18	61	1/3	33	3/7	43	0/7	0

Team Shots	Goals	Saves	Missed	Post	Blocked	Total	%
6m Shots	10	0	0	0	0	10	100
Wing Shots	2	0	0	0	0	2	100
9m Shots	10	12	1	1	6	30	33
7m Shots	2	1	0	0	n/a	3	67
Fast Breaks	6	0	0	0	0	6	100
Breakthroughs	2	1	0	0	0	3	67
<b>Totals</b>	32	14	1	1	6	54	59

Number of Attacks: 53, Scoring Efficiency: 60%



**OSC GYMNASIUM**  
 奥体中心体育馆  
 GYMNASE DU CSO

WED 星期三 MER  
 20 AUG 2008  
 14:15

**HANDBALL**  
 手球 / HANDBALL

**MEN**  
 男子项目 / HOMMES

**QUARTERFINAL - MATCH 32**  
 1/4决赛 - 第32场 / QUART DE FINALE - MATCH 32



**MATCH TEAM STATISTICS**  
 参赛队技术统计 / STATISTIQUES DU MATCH PAR ÉQUIPE

**ISL 32 - 30 POL**  
 (19 - 14) (13 - 16)

Referees: (11) BORD G / (12) BUY O (FRA)

**ISL - Iceland**

**Shots Distribution**

Players			Goals / Shots			
3 GEIRSSON L	5 SIGURDSSON S	6 HALLGRIMSSON AO	7 ATLASON A	9 SIGURDSSON GV	10 GUDJONSSON SS	11 STEFANSSON O
0/1			0/1	1/2	1/1	1/1
0/1			0/1		0/1	0/1
4/4	1/1		2/2	1/1	2/2	1/1
				1-Blocked	1-Missed 1-Post 2-Blocked	3-Blocked
14 ASGEIRSSON S	15 PETERSSON A	17 JAKOBSSON SA	18 GUNNARSSON R	19 INGIMUNDARSON I		
	1/2					
	1/1	1/1		1/1		
	2/2	0/2	1/2			
			1/1	1/1		1/1







## MATCH TEAM STATISTICS

参赛队技术统计 / STATISTIQUES DU MATCH PAR ÉQUIPE

### ISL 32 - 30 POL

(19 - 14) (13 - 16)

Referees: (11) BORD G / (12) BUY O (FRA)

#### POL - Poland

Players		Shots								Offence		Defence		Penalties				TP
No.	Name	G/S	%	6m	Wing	9m	7m	FB	BT	AS	TF	ST	BS	YC	2Min	RC	EX	
1	SZMAL Sławomir																	53:17
2	JASZKA Bartłomiej	4/4	100	1/1		1/1			2/2									17:05
3	LIJEWSKI Krzysztof	2/4	50	1/1		1/3				4	1	1						28:28
5	JACHLEWSKI Mateusz	6/8	75		4/5			2/3										58:42
6	TKACZYK Grzegorz	6/9	67			2/5		1/1	3/3	1	1		1	1	1			36:54
8	BIELECKI Karol	3/7	43			2/6			1/1	2								20:22
9	SIODMIAK Artur	0/3	0	0/2				0/1		1	1		1	1				31:56
13	JURECKI Bartosz	3/4	75	2/3					1/1	1	3							32:46
14	JURASIK Mariusz	4/9	44	0/1	2/4	1/2		1/2			1				1			52:47
15	JURECKI Michał									1	1		3					34:30
16	WICHARY Marcin																	6:43
19	TLUCZYŃSKI Tomasz	2/3	67				2/3											1:30
22	LIJEWSKI Marcin	0/4	0			0/4				5		1	1		1			37:25
28	PIWKO Paweł																	7:35
	Bench/Team																	
<b>Totals</b>		30/55	55	4/8	6/9	7/21	2/3	4/7	7/7	15	8	2	6	2	3	0	0	

Goalkeepers		Total Shots		6m Shots		Wing Shots		9m Shots		7m Shots		Fast Breaks		Breakthroughs	
No.	Name	S/S	%	S/S	%	S/S	%	S/S	%	S/S	%	S/S	%	S/S	%
1	SZMAL Sławomir	13/40	33	0/7	0	0/2	0	11/20	55	1/3	33	0/6	0	1/2	50
16	WICHARY Marcin	1/6	17	0/3	0			1/2	50					0/1	0
<b>Totals</b>		14/46	30	0/10	0	0/2	0	12/22	55	1/3	33	0/6	0	1/3	33

Team Shots	Goals	Saves	Missed	Post	Blocked	Total	%
6m Shots	4	3	1	0	0	8	50
Wing Shots	6	3	0	0	0	9	67
9m Shots	7	11	1	1	1	21	33
7m Shots	2	1	0	0	n/a	3	67
Fast Breaks	4	3	0	0	0	7	57
Breakthroughs	7	0	0	0	0	7	100
<b>Totals</b>	30	21	2	1	1	55	55

Number of Attacks: 53, Scoring Efficiency: 57%



**OSC GYMNASIUM**  
 奥体中心体育馆  
 GYMNASE DU CSO

WED 星期三 MER  
 20 AUG 2008  
 14:15

**HANDBALL**  
 手球 / HANDBALL

**MEN**  
 男子项目 / HOMMES

**QUARTERFINAL - MATCH 32**  
 1/4决赛 - 第32场 / QUART DE FINALE - MATCH 32



**MATCH TEAM STATISTICS**  
 参赛队技术统计 / STATISTIQUES DU MATCH PAR ÉQUIPE

**ISL 32 - 30 POL**  
 (19 - 14) (13 - 16)

Referees: (11) BORD G / (12) BUY O (FRA)

**POL - Poland**

**Shots Distribution**

Players			Goals / Shots																				
<b>2 JASZKA B</b>			<b>3 LIJEWSKI K</b>			<b>5 JACHLEWSKI M</b>			<b>6 TKACZYK G</b>			<b>8 BIELECKI K</b>			<b>9 SIODMIAK A</b>			<b>13 JURECKI B</b>					
1/1					0/1		0/1	1/1	3/3		0/1	0/1		1/1									1/2
					0/1			1/2			1/1	1/2		0/1	0/1		0/1						1/2
2/2	1/1		2/2			2/2	1/1	1/1	1/1	1/1		1/2						1/1					1/1
						1-Missed 1-Post						1-Missed											
<b>14 JURASIK M</b>			<b>15 JURECKI M</b>			<b>19 TLUCZYNSKI T</b>			<b>22 LIJEWSKI M</b>			<b>28 PIWKO P</b>											
								1/1															
1/1	0/1	0/1				0/1					0/1												
2/3	0/1	1/2				1/1			0/2														
						1-Blocked																	

Team	Offence	Defence	Goalkeepers																																	
Goals / Shots			Saves / Shots																																	
<table border="1"> <tr><td>4/5</td><td>0/1</td><td>3/5</td></tr> <tr><td>2/5</td><td>0/1</td><td>3/10</td></tr> <tr><td>12/16</td><td>3/4</td><td>3/4</td></tr> </table> <p>2-Missed 1-Post 1-Blocked</p>	4/5	0/1	3/5	2/5	0/1	3/10	12/16	3/4	3/4			<table border="1"> <tr><td>4/7</td><td>0/1</td><td>2/4</td></tr> <tr><td>1/2</td><td>1/1</td><td>2/4</td></tr> <tr><td>0/13</td><td>3/5</td><td>1/9</td></tr> </table> <p>1 SZMAL S</p> <table border="1"> <tr><td>4/7</td><td>0/1</td><td>2/4</td></tr> <tr><td>1/2</td><td>1/1</td><td>2/4</td></tr> <tr><td>0/12</td><td>3/4</td><td>0/5</td></tr> </table> <p>16 WICHARY M</p> <table border="1"> <tr><td></td><td></td><td></td></tr> <tr><td>0/1</td><td>0/1</td><td>1/4</td></tr> </table>	4/7	0/1	2/4	1/2	1/1	2/4	0/13	3/5	1/9	4/7	0/1	2/4	1/2	1/1	2/4	0/12	3/4	0/5				0/1	0/1	1/4
4/5	0/1	3/5																																		
2/5	0/1	3/10																																		
12/16	3/4	3/4																																		
4/7	0/1	2/4																																		
1/2	1/1	2/4																																		
0/13	3/5	1/9																																		
4/7	0/1	2/4																																		
1/2	1/1	2/4																																		
0/12	3/4	0/5																																		
0/1	0/1	1/4																																		

Legend:			
%	Efficiency	2Min	2 Minute Suspensions
AS	Assists	6m	6-metre Shots
G/S	Goals/Shots	7m	7-metre Shots
TF	Technical Faults	8m	8-metre Shots
		9m	9-metre Shots
		BS	Blocked Shots
		BT	Breakthroughs
		EX	Exclusions
		FB	Fast Breaks
		n/a	not applicable
		RC	Red Cards
		S/S	Saves/Shots
		ST	Steals
		TP	Time Played
		Wing	Wing Shots
		YC	Yellow Cards





**RESULTS**

比赛成绩 / RÉSULTATS

**CRO 26 - 24 DEN**  
 (14 - 12) (12 - 12)

Referees: (9) BRETO V / (10) HUELIN J (ESP)

**RUNNING SCORE**  
**CRO - DEN**

**CRO - Croatia**

Players		Shots								Penalties			
No.	Name	G/S	%	6m	Wing	9m	7m	FB	BT	YC	2Min	RC	EX
1	LOSERT Venio												
3	SULIC Renato												
4	BALIC Ivano	2/8	25	1/2		0/4		0/1	1/1				
5	DUVNJAK Domagoj												
6	LACKOVIC Blazenko	3/5	60			2/4		1/1					
9	VORI Igor	2/2	100	1/1				1/1					
10	DOMINIKOVIC Davor									1			
11	DZOMBA Mirza	6/8	75		1/2		5/6				1		
13	HORVAT Zlatko	1/3	33		0/2			1/1					
14	VUKOVIC Drago												
17	SPREM Goran	7/9	78		3/5			4/4					
19	METLICIC Petar	2/3	67	1/1		0/1		1/1		1	1		
24	VALCIC Tonci	3/4	75			3/4							
25	ALILOVIC Mirko												
Bench/Team													
Totals		26/42	62	3/4	4/9	5/13	5/6	8/9	1/1	2	2	0	0

Goalkeepers		Saves							
No.	Name	S/S	%	6m	Wing	9m	7m	FB	BT
1	LOSERT Venio	1/2	50				1/2		
25	ALILOVIC Mirko	14/37	38	2/5	2/6	10/16	0/3	0/7	
Totals		15/39	38	2/5	2/6	10/16	1/5	0/7	0/0

**DEN - Denmark**

Players		Shots								Penalties			
No.	Name	G/S	%	6m	Wing	9m	7m	FB	BT	YC	2Min	RC	EX
1	HVIDT Kasper												
4	BOESEN Lasse	3/8	38			3/8							
6	JOERGENSEN Lars Troels									1	1		
7	JENSEN Jesper	0/3	0			0/1		0/1	0/1				
9	CHRISTIANSEN Lars Roslyng	6/8	75		0/1		2/3	4/4					
12	HENRIKSEN Peter												
13	SPELLERBERG Bo	3/6	50			1/3	2/3						
15	HANSEN Mikkel	1/5	20			1/5							
19	NOEDDESBO Jesper	3/4	75	3/4							1		
22	SARUP Kasper Soendergaard	0/1	0	0/1									
23	BOLDSEN Joachim Rietveld	1/2	50			0/1		1/1		1	1		
24	LINDBERG Hans Ottar	4/7	57		4/6	0/1							
25	BRUUN JOERGENSEN Klavs	1/3	33			1/3							
26	NIELSEN Kasper	2/4	50			0/2		2/2			1		
Bench/Team													
Totals		24/51	47	3/5	4/7	6/24	4/6	7/8	0/1	2	4	0	0

Goalkeepers		Saves							
No.	Name	S/S	%	6m	Wing	9m	7m	FB	BT
1	HVIDT Kasper	10/35	29	1/4	4/8	4/9	0/4	1/9	0/1
12	HENRIKSEN Peter	0/1	0				0/1		
Totals		10/36	28	1/4	4/8	4/9	0/5	1/9	0/1

1st Half	
0 (1') 1	HANSEN M
SPREM G 1 (1') 1	
SPREM G 2 (4') 1	
SPREM G 3 (5') 1	
DZOMBA M 4 (8') 1	
SPREM G 5 (10') 1	
5 (10') 2	LINDBERG HO
6 (11') 2	
VALCIC T 7 (12') 2	
METLICIC P 7 (12') 2	
7 (13') 3	BRUUN JOERGENSEN K
7 (14') 4	CHRISTIANSEN LR
LACKOVIC B 8 (15') 4	
BALIC I 9 (16') 4	
9 (17') 5	NIELSEN K
9 (17') 6	CHRISTIANSEN LR
SPREM G 10 (19') 6	
10 (19') 7	LINDBERG HO
10 (21') 8	BOESEN L
VALCIC T 11 (22') 8	
11 (23') 9	BOESEN L
11 (26') 10	SPELLERBERG B
11 (26') 11	NIELSEN K
VORI I 12 (28') 11	
HORVAT Z 13 (28') 11	
13 (29') 12	LINDBERG HO
METLICIC P 14 (30') 12	

2nd Half	
DZOMBA M 15 (31') 12	
15 (33') 13	CHRISTIANSEN LR
15 (33') 14	CHRISTIANSEN LR
LACKOVIC B 16 (35') 14	
16 (36') 15	BOESEN L
16 (37') 16	CHRISTIANSEN LR
16 (39') 17	CHRISTIANSEN LR
DZOMBA M 17 (39') 17	
17 (41') 18	NOEDDESBO J
DZOMBA M 18 (42') 18	
18 (43') 19	BOLDSEN JR
VALCIC T 19 (46') 19	
DZOMBA M 20 (48') 19	
20 (48') 20	NOEDDESBO J
DZOMBA M 21 (49') 20	
LACKOVIC B 22 (54') 20	
BALIC I 23 (55') 20	
23 (56') 21	SPELLERBERG B
SPREM G 24 (57') 21	
24 (57') 22	SPELLERBERG B
24 (59') 23	LINDBERG HO
SPREM G 25 (59') 23	
VORI I 26 (60') 23	
26 (60') 24	NOEDDESBO J

<b>Legend:</b>	<b>2Min</b> 2 Minute Suspensions	<b>6m</b> 6-metre Shots	<b>7m</b> 7-metre Shots	<b>9m</b> 9-metre Shots
<b>%</b> Efficiency	<b>EX</b> Exclusions	<b>FB</b> Fast Breaks	<b>G/S</b> Goals/Shots	<b>RC</b> Red Cards
<b>BT</b> Breakthroughs	<b>Wing</b> Wing Shots	<b>YC</b> Yellow Cards		
<b>S/S</b> Saves/Shots				



**MATCH TEAM STATISTICS**  
参赛队技术统计 / STATISTIQUES DU MATCH PAR ÉQUIPE

**CRO 26 - 24 DEN**  
(14 - 12) (12 - 12)

Referees: (9) BRETO V / (10) HUELIN J (ESP)

**CRO - Croatia**

Players		Shots								Offence		Defence		Penalties				TP
No.	Name	G/S	%	6m	Wing	9m	7m	FB	BT	AS	TF	ST	BS	YC	2Min	RC	EX	
1	LOSERT Venio																	0:24
3	SULIC Renato																	8:13
4	BALIC Ivano	2/8	25	1/2		0/4		0/1	1/1	1	2							39:23
5	DUVNJAK Domagoj																	0:48
6	LACKOVIC Blazenko	3/5	60			2/4		1/1		3								16:13
9	VORI Igor	2/2	100	1/1				1/1					3					53:10
10	DOMINIKOVIC Davor												4	1				20:20
11	DZOMBA Mirza	6/8	75		1/2		5/6									1		24:06
13	HORVAT Zlatko	1/3	33		0/2			1/1		1								37:53
14	VUKOVIC Drago																	
17	SPREM Goran	7/9	78		3/5			4/4		1		1						56:53
19	METLICIC Petar	2/3	67	1/1		0/1		1/1		6	2			1	1			58:14
24	VALCIC Tonci	3/4	75			3/4				3	4	1						44:47
25	ALILOVIC Mirko									1								59:36
	Bench/Team																	
<b>Totals</b>		26/42	62	3/4	4/9	5/13	5/6	8/9	1/1	16	8	2	7	2	2	0	0	

Goalkeepers		Total Shots		6m Shots		Wing Shots		9m Shots		7m Shots		Fast Breaks		Breakthroughs	
No.	Name	S/S	%	S/S	%	S/S	%	S/S	%	S/S	%	S/S	%	S/S	%
1	LOSERT Venio	1/2	50							1/2	50				
25	ALILOVIC Mirko	14/37	38	2/5	40	2/6	33	10/16	63	0/3	0	0/7	0		
<b>Totals</b>		15/39	38	2/5	40	2/6	33	10/16	63	1/5	20	0/7	0	0/0	0

Team Shots	Goals	Saves	Missed	Post	Blocked	Total	%
6m Shots	3	1	0	0	0	4	75
Wing Shots	4	4	1	0	0	9	44
9m Shots	5	4	1	0	3	13	38
7m Shots	5	0	1	0	n/a	6	83
Fast Breaks	8	1	0	0	0	9	89
Breakthroughs	1	0	0	0	0	1	100
<b>Totals</b>	26	10	3	0	3	42	62

Number of Attacks: 47, Scoring Efficiency: 55%



**OSC GYMNASIUM**  
 奥体中心体育馆  
 GYMNASE DU CSO

WED 星期三 MER  
 20 AUG 2008  
 18:00

**HANDBALL**  
 手球 / HANDBALL

**MEN**  
 男子项目 / HOMMES

**QUARTERFINAL - MATCH 33**  
 1/4决赛 - 第33场 / QUART DE FINALE - MATCH 33



**MATCH TEAM STATISTICS**  
 参赛队技术统计 / STATISTIQUES DU MATCH PAR ÉQUIPE

**CRO 26 - 24 DEN**  
 (14 - 12) (12 - 12)

Referees: (9) BRETO V / (10) HUELIN J (ESP)

**CRO - Croatia**

**Shots Distribution**

Players			Goals / Shots			
3 SULIC R	4 BALIC I	5 DUVNJAK D	6 LACKOVIC B	9 VORI I	10 DOMINIKOVIC D	11 DZOMBA M
	1/1					1/1 0/1
						1/1
	1/3		1/2	2/2		3/3 1/1
	1-Missed	2-Blocked	1-Blocked			1-Missed
13 HORVAT Z	14 VUKOVIC D	17 SPREM G	19 METLICIC P	24 VALCIC T		
				0/1		
0/1		2/3				
1/1		2/2 1/2 1/1	0/1 1/1 1/1			3/3
1-Missed						

Team	Offence	Defence	Goalkeepers
Goals / Shots			Saves / Shots
2/3 0/1 1/1	1/4 Breakthroughs	0/1 Breakthroughs	1/4 1/4 2/3
3/5 0/1	1/2 0/2	1/8 0/0	1/3 1/1 2/2
9/13 2/3 9/9	1/1 2/6	1/5 3/4	2/6 3/5 2/11
3-Missed 3-Blocked	5/6 7m 1/1 3/5	4/11 0/1	1 LOSERT V
	8/9 Fast Breaks	7/8 Fast Breaks	0/1
			1/1
			25 ALILOVIC M
			1/4 1/3 2/3
			0/2 1/1 2/2
			2/6 3/5 2/11



## MATCH TEAM STATISTICS

参赛队技术统计 / STATISTIQUES DU MATCH PAR ÉQUIPE

### CRO 26 - 24 DEN

(14 - 12) (12 - 12)

Referees: (9) BRETO V / (10) HUELIN J (ESP)

#### DEN - Denmark

No.	Name	Shots								Offence		Defence		Penalties			TP	
		G/S	%	6m	Wing	9m	7m	FB	BT	AS	TF	ST	BS	YC	2Min	RC		EX
1	HVIDT Kasper																	59:46
4	BOESEN Lasse	3/8	38			3/8				4	1							20:57
6	JOERGENSEN Lars Troels									1	1		2	1	1			32:38
7	JENSEN Jesper	0/3	0			0/1		0/1	0/1	3	1	1						30:58
9	CHRISTIANSEN Lars Roslyng	6/8	75		0/1		2/3	4/4				1						53:25
12	HENRIKSEN Peter																	0:14
13	SPELLERBERG Bo	3/6	50			1/3	2/3				2							10:07
15	HANSEN Mikkel	1/5	20			1/5				1	1							10:53
19	NOEDDESBO Jesper	3/4	75	3/4						1	1		1		1			54:33
22	SARUP Kasper Soendergaard	0/1	0	0/1														6:21
23	BOLDSSEN Joachim Rietveld	1/2	50			0/1		1/1		1				1	1			35:29
24	LINDBERG Hans Ottar	4/7	57		4/6	0/1				2								59:24
25	BRUUN JOERGENSEN Klavs	1/3	33			1/3				1	1							7:03
26	NIELSEN Kasper	2/4	50			0/2		2/2		1		1			1			38:12
	Bench/Team																	
<b>Totals</b>		24/51	47	3/5	4/7	6/24	4/6	7/8	0/1	15	8	3	3	2	4	0	0	

No.	Name	Total Shots		6m Shots		Wing Shots		9m Shots		7m Shots		Fast Breaks		Breakthroughs	
		S/S	%	S/S	%	S/S	%	S/S	%	S/S	%	S/S	%	S/S	%
1	HVIDT Kasper	10/35	29	1/4	25	4/8	50	4/9	44	0/4	0	1/9	11	0/1	0
12	HENRIKSEN Peter	0/1	0							0/1	0				
<b>Totals</b>		10/36	28	1/4	25	4/8	50	4/9	44	0/5	0	1/9	11	0/1	0

Team Shots	Goals	Saves	Missed	Post	Blocked	Total	%
6m Shots	3	2	0	0	0	5	60
Wing Shots	4	2	0	1	0	7	57
9m Shots	6	10	2	0	6	24	25
7m Shots	4	1	0	1	n/a	6	67
Fast Breaks	7	0	0	0	1	8	88
Breakthroughs	0	0	0	1	0	1	0
<b>Totals</b>	24	15	2	3	7	51	47

Number of Attacks: 48, Scoring Efficiency: 50%



**MATCH TEAM STATISTICS**  
参赛队技术统计 / STATISTIQUES DU MATCH PAR ÉQUIPE

**CRO 26 - 24 DEN**  
(14 - 12) (12 - 12)

Referees: (9) BRETO V / (10) HUELIN J (ESP)

**DEN - Denmark**

**Shots Distribution**

Players			Goals / Shots			
4 BOESEN L	6 JOERGENSEN LT	7 JENSEN J	9 CHRISTIANSEN LR	13 SPELLERBERG B	15 HANSEN M	19 NOEDDESBO J
1/1			1/1 1/1 1/1	2/2		0/1
			0/1	0/1		1/1
0/1			1/1	0/1	0/2 1/1	1/1
1-Missed	2-Blocked	1-Missed 1-Post 1-Blocked	1-Post	2-Blocked		
22 SARUP KS	23 BOLDSSEN JR	24 LINDBERG HO	25 BRUUN JOERGENSEN K	26 NIELSEN K		
		0/1 0/1	1/1 0/1			
		1/1				
0/1	0/1 1/1	1/1 2/2		1/1 1/2		
		1-Post	1-Blocked	1-Blocked		

**Team**

**Offence**

**Defence**

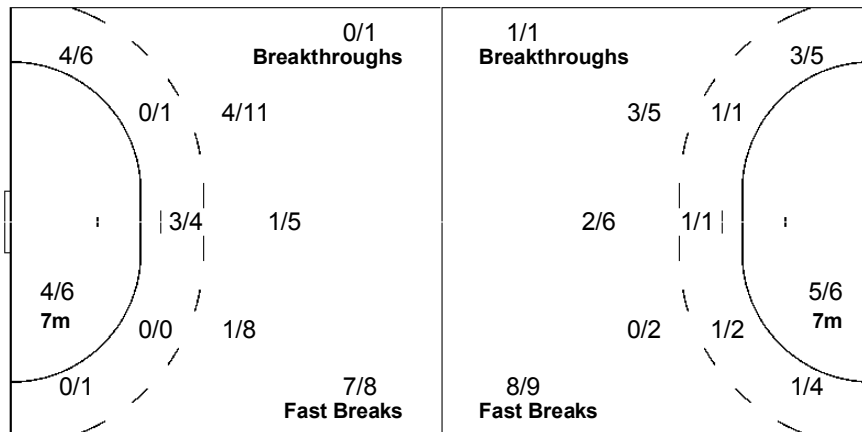
**Goalkeepers**

Goals / Shots

3/4	3/4	1/3
2/3	0/1	0/2
4/6	2/5	9/11
2-Missed	3-Post	7-Blocked

Saves / Shots

1/3	1/1	0/1
2/5		1/1
4/13	1/3	0/9



1 HVIDT K

1/3	1/1	0/1
2/5		1/1
4/13	1/3	0/8

12 HENRIKSEN P

		0/1

Legend:		
%	Efficiency	<b>2Min</b> 2 Minute Suspensions
<b>AS</b>	Assists	<b>6m</b> 6-metre Shots
<b>G/S</b>	Goals/Shots	<b>BT</b> Breakthroughs
<b>TF</b>	Technical Faults	<b>EX</b> Exclusions
		<b>RC</b> Red Cards
		<b>S/S</b> Saves/Shots
		<b>Wing</b> Wing Shots
		<b>YC</b> Yellow Cards
		<b>9m</b> 9-metre Shots
		<b>FB</b> Fast Breaks
		<b>ST</b> Steals
		<b>n/a</b> not applicable
		<b>TP</b> Time Played



**RESULTS**  
比赛成绩 / RÉSULTATS  
**KOR 24 - 29 ESP**  
(13 - 14) (11 - 15)

Referees: (5) GJEDING M / (6) HANSEN M (DEN)

**RUNNING SCORE**

**KOR - ESP**

**KOR - Korea**

Players		Shots								Penalties			
No.	Name	G/S	%	6m	Wing	9m	7m	FB	BT	YC	2Min	RC	EX
1	HAN Kyungtai												
2	JEONG Yikyong	7/12	58		0/1	5/9	1/1	1/1					
6	KIM Teawan	3/6	50	1/1	1/3			1/2		1			
7	JUNG Suyoung	5/6	83		1/1	4/5				1	1		
8	PARK Junggeu									1	1		
10	PARK Chanyong												
13	YOON Kyungshin	0/3	0			0/2			0/1		1		
14	CHO Chihyo	0/2	0			0/1		0/1					
15	LEE Teayoung	1/2	50				1/2						
16	KANG Ilkoo												
17	LEE Jaewoo	2/7	29			1/5			1/2				
18	PAEK Wonchul	6/13	46			5/11	1/1		0/1				
20	KO Kyungsoo	0/2	0			0/2							
23	YOON Kyungmin	0/2	0			0/1		0/1					
Bench/Team													
Totals		24/55	44	1/1	2/5	15/36	3/4	2/5	1/4	3	3	0	0

Goalkeepers		Saves							
No.	Name	S/S	%	6m	Wing	9m	7m	FB	BT
1	HAN Kyungtai	9/30	30	1/3	4/11	2/7	0/2	1/4	1/3
16	KANG Ilkoo	1/9	11	1/2	0/2	0/2	0/1	0/1	0/1
Totals		10/39	26	2/5	4/13	2/9	0/3	1/5	1/4

**ESP - Spain**

Players		Shots								Penalties			
No.	Name	G/S	%	6m	Wing	9m	7m	FB	BT	YC	2Min	RC	EX
1	HOMBRADOS Jose Javier												
2	ENTRERRIOS Alberto												
4	ROCAS Albert	8/11	73		6/7	0/2		2/2					
5	ENTRERRIOS Raul	4/6	67			1/2			3/4				
6	GARABAYA Ruben												
7	PRIETO Carlos	1/2	50	1/2						1	1		
8	BELAUSTEGUI Jon	2/3	67	1/1		1/1		0/1		1			
11	LOZANO Demetrio	1/2	50					1/1	0/1		1		
15	DAVIS David												
16	BARRUFET David												
17	GARCIA Juan	6/11	55		3/7		3/3	0/1					
18	ROMERO Iker	4/12	33	1/4		3/8					2		
21	MALMAGRO Cristian	3/4	75			2/3		1/1			1		
27	TOMAS Victor												
Bench/Team													
Totals		29/51	57	3/7	9/14	7/16	3/3	4/6	3/5	2	5	0	0

Goalkeepers		Saves							
No.	Name	S/S	%	6m	Wing	9m	7m	FB	BT
1	HOMBRADOS Jose Javier	6/22	27	0/1	0/1	4/14	0/1	1/3	1/2
16	BARRUFET David	11/19	58		3/4	6/11	1/3		1/1
Totals		17/41	41	0/1	3/5	10/25	1/4	1/3	2/3

1st Half	
	0 (1') 1 ROMERO I
PAEK W	1 (3') 1
	1 (3') 2 GARCIA J
KIM T	2 (7') 2
	2 (8') 3 ENTRERRIOS R
LEE J	3 (8') 3
KIM T	4 (9') 3
	4 (10') 4 GARCIA J
JUNG S	5 (12') 4
	5 (13') 5 BELAUSTEGUI J
	5 (14') 6 ROCAS A
JUNG S	6 (14') 6
JEONG Y	7 (16') 6
	7 (16') 7 ENTRERRIOS R
LEE J	8 (19') 7
	8 (22') 8 ENTRERRIOS R
JUNG S	9 (22') 8
	9 (23') 9 BELAUSTEGUI J
	9 (24') 10 ROCAS A
PAEK W	10 (25') 10
JUNG S	11 (26') 10
	11 (26') 11 GARCIA J
KIM T	12 (27') 11
	12 (27') 12 PRIETO C
PAEK W	13 (28') 12
	13 (29') 13 ENTRERRIOS R
	13 (29') 14 LOZANO D

2nd Half	
JEONG Y	14 (32') 14
	14 (33') 15 ROMERO I
PAEK W	15 (33') 15
	15 (34') 16 GARCIA J
PAEK W	16 (35') 16
	16 (36') 17 MALMAGRO C
PAEK W	17 (37') 17
	17 (37') 18 GARCIA J
	17 (39') 19 ROCAS A
	17 (40') 20 ROCAS A
	17 (41') 21 ROCAS A
	17 (44') 22 MALMAGRO C
	17 (49') 23 ROCAS A
	17 (50') 24 ROMERO I
JEONG Y	18 (51') 24
	18 (51') 25 ROMERO I
	18 (53') 26 ROCAS A
LEE T	19 (54') 26
	19 (55') 27 GARCIA J
JEONG Y	20 (56') 27
JEONG Y	21 (58') 27
	21 (58') 28 MALMAGRO C
JEONG Y	22 (59') 28
JUNG S	23 (59') 28
	23 (60') 29 ROCAS A
JEONG Y	24 (60') 29

<b>Legend:</b>	<b>%</b> Efficiency	<b>2Min</b> 2 Minute Suspensions	<b>6m</b> 6-metre Shots	<b>7m</b> 7-metre Shots	<b>9m</b> 9-metre Shots
<b>BT</b> Breakthroughs	<b>EX</b> Exclusions	<b>FB</b> Fast Breaks	<b>G/S</b> Goals/Shots	<b>RC</b> Red Cards	
<b>S/S</b> Saves/Shots	<b>Wing</b> Wing Shots	<b>YC</b> Yellow Cards			





## MATCH TEAM STATISTICS

参赛队技术统计 / STATISTIQUES DU MATCH PAR ÉQUIPE

### KOR 24 - 29 ESP

(13 - 14) (11 - 15)

Referees: (5) GJEDING M / (6) HANSEN M (DEN)

#### KOR - Korea

No.	Name	Shots								Offence		Defence		Penalties				TP
		G/S	%	6m	Wing	9m	7m	FB	BT	AS	TF	ST	BS	YC	2Min	RC	EX	
1	HAN Kyungtai																	48:26
2	JEONG Yikyeong	7/12	58		0/1	5/9	1/1	1/1		2	2							39:27
6	KIM Teawan	3/6	50	1/1	1/3			1/2			1			1				49:25
7	JUNG Suyoung	5/6	83		1/1	4/5				1	1	1		1	1			50:41
8	PARK Junggeu									1	1		1	1	1			47:41
10	PARK Chanyong																	5:34
13	YOON Kyungshin	0/3	0			0/2			0/1						1			11:45
14	CHO Chihyo	0/2	0			0/1		0/1										13:53
15	LEE Teayoung	1/2	50				1/2			1								14:10
16	KANG Ilkoo																	11:34
17	LEE Jaewoo	2/7	29			1/5			1/2		3							59:22
18	PAEK Wonchul	6/13	46			5/11	1/1		0/1	2	5							45:30
20	KO Kyungsoo	0/2	0			0/2												8:12
23	YOON Kyungmin	0/2	0			0/1		0/1					3					14:20
	Bench/Team										1							
<b>Totals</b>		24/55	44	1/1	2/5	15/36	3/4	2/5	1/4	7	14	1	4	3	3	0	0	

No.	Name	Total Shots		6m Shots		Wing Shots		9m Shots		7m Shots		Fast Breaks		Breakthroughs	
		S/S	%	S/S	%	S/S	%	S/S	%	S/S	%	S/S	%	S/S	%
1	HAN Kyungtai	9/30	30	1/3	33	4/11	36	2/7	29	0/2	0	1/4	25	1/3	33
16	KANG Ilkoo	1/9	11	1/2	50	0/2	0	0/2	0	0/1	0	0/1	0	0/1	0
<b>Totals</b>		10/39	26	2/5	40	4/13	31	2/9	22	0/3	0	1/5	20	1/4	25

Team Shots	Goals	Saves	Missed	Post	Blocked	Total	%
6m Shots	1	0	0	0	0	1	100
Wing Shots	2	3	0	0	0	5	40
9m Shots	15	10	2	0	9	36	42
7m Shots	3	1	0	0	n/a	4	75
Fast Breaks	2	1	0	2	0	5	40
Breakthroughs	1	2	0	1	0	4	25
<b>Totals</b>	24	17	2	3	9	55	44

Number of Attacks: 60, Scoring Efficiency: 40%



**OSC GYMNASIUM**  
 奥体中心体育馆  
 GYMNASE DU CSO

WED 星期三 MER  
 20 AUG 2008  
 20:15

**HANDBALL**  
 手球 / HANDBALL

**MEN**  
 男子项目 / HOMMES

**QUARTERFINAL - MATCH 34**  
 1/4决赛 - 第34场 / QUART DE FINALE - MATCH 34



**MATCH TEAM STATISTICS**  
 参赛队技术统计 / STATISTIQUES DU MATCH PAR ÉQUIPE

**KOR 24 - 29 ESP**  
 (13 - 14) (11 - 15)

Referees: (5) GJEDING M / (6) HANSEN M (DEN)

**KOR - Korea**

**Shots Distribution**

Players			Goals / Shots			
2 JEONG Y	6 KIM T	7 JUNG S	8 PARK J	10 PARK C	13 YOON K	14 CHO C
0/1	0/1 0/1					0/1
4/5 1/1 2/3	2/2 1/1	2/2 3/4			0/1	
2-Blocked	1-Post				1-Post 1-Blocked	1-Blocked
15 LEE T	17 LEE J	18 PAEK W	20 KO K	23 YOON K		
0/1	1/1 0/1					
1/1	1/1 0/1 0/1	2/3 2/2 2/4	0/1	0/1		
	1-Missed 1-Blocked	4-Blocked 1-Missed		1-Post		

Team	Offence	Defence	Goalkeepers
Goals / Shots			Saves / Shots
1/1 0/2 0/3 12/15 3/4 8/15 2-Missed 3-Post 9-Blocked			0/3 0/1 1/7 1/1 0/2 3/9 5/9 0/7  1 HAN K 0/1 0/1 1/5 3/7 5/7 0/7  16 KANG I 0/2 0/2



## MATCH TEAM STATISTICS

参赛队技术统计 / STATISTIQUES DU MATCH PAR ÉQUIPE

### KOR 24 - 29 ESP

(13 - 14) (11 - 15)

Referees: (5) GJEDING M / (6) HANSEN M (DEN)

#### ESP - Spain

Players		Shots								Offence		Defence		Penalties				TP
No.	Name	G/S	%	6m	Wing	9m	7m	FB	BT	AS	TF	ST	BS	YC	2Min	RC	EX	
1	HOMBRADOS Jose Javier																	34:45
2	ENTRERRIOS Alberto																	1:58
4	ROCAS Albert	8/11	73		6/7	0/2		2/2			1	1						58:51
5	ENTRERRIOS Raul	4/6	67			1/2			3/4	3	3							39:31
6	GARABAYA Ruben									4	1		1					45:11
7	PRIETO Carlos	1/2	50	1/2									6	1	1			33:18
8	BELAUSTEGUI Jon	2/3	67	1/1		1/1		0/1		2		2		1				32:18
11	LOZANO Demetrio	1/2	50					1/1	0/1			1	1		1			23:45
15	DAVIS David																	1:08
16	BARRUFET David																	25:15
17	GARCIA Juan	6/11	55		3/7		3/3	0/1		1	1	1						54:27
18	ROMERO Iker	4/12	33	1/4		3/8				3	2		1		2			41:39
21	MALMAGRO Cristian	3/4	75			2/3		1/1		2	5				1			27:54
27	TOMAS Victor																	
	Bench/Team																	
<b>Totals</b>		29/51	57	3/7	9/14	7/16	3/3	4/6	3/5	15	13	5	9	2	5	0	0	

Goalkeepers		Total Shots		6m Shots		Wing Shots		9m Shots		7m Shots		Fast Breaks		Breakthroughs	
No.	Name	S/S	%	S/S	%	S/S	%	S/S	%	S/S	%	S/S	%	S/S	%
1	HOMBRADOS Jose Javier	6/22	27	0/1	0	0/1	0	4/14	29	0/1	0	1/3	33	1/2	50
16	BARRUFET David	11/19	58			3/4	75	6/11	55	1/3	33			1/1	100
<b>Totals</b>		17/41	41	0/1	0	3/5	60	10/25	40	1/4	25	1/3	33	2/3	67

Team Shots	Goals	Saves	Missed	Post	Blocked	Total	%
6m Shots	3	2	1	1	0	7	43
Wing Shots	9	4	1	0	0	14	64
9m Shots	7	2	2	2	3	16	44
7m Shots	3	0	0	0	n/a	3	100
Fast Breaks	4	1	0	1	0	6	67
Breakthroughs	3	1	0	0	1	5	60
<b>Totals</b>	29	10	4	4	4	51	57

Number of Attacks: 59, Scoring Efficiency: 49%



**OSC GYMNASIUM**  
 奥体中心体育馆  
 GYMNASE DU CSO

WED 星期三 MER  
 20 AUG 2008  
 20:15

**HANDBALL**  
 手球 / HANDBALL

**MEN**  
 男子项目 / HOMMES

**QUARTERFINAL - MATCH 34**  
 1/4决赛 - 第34场 / QUART DE FINALE - MATCH 34



**MATCH TEAM STATISTICS**  
 参赛队技术统计 / STATISTIQUES DU MATCH PAR ÉQUIPE

**KOR 24 - 29 ESP**  
 (13 - 14) (11 - 15)

Referees: (5) GJEDING M / (6) HANSEN M (DEN)

**ESP - Spain**

**Shots Distribution**

Players			Goals / Shots			
2 ENTRERRIOS A	4 ROCAS A	5 ENTRERRIOS R	6 GARABAYA R	7 PRIETO C	8 BELAUSTEGUI J	11 LOZANO D
	1/1	1/1		1/1		
		2/2		0/1		
	1/1	1/3	3/3		1/1	1/1
	1-Post	1-Missed			1-Post	1-Blocked
15 DAVIS D	17 GARCIA J	18 ROMERO I	21 MALMAGRO C	27 TOMAS V		
		3/4	1/1	1/1		
		1/1				
	1/1	2/5	0/1	1/1	2/2	
	1-Missed	2-Missed 2-Post	3-Blocked			

Team	Offence	Defence	Goalkeepers																																				
Goals / Shots			Saves / Shots																																				
<table border="1"> <tr><td>3/3</td><td>1/1</td><td>6/7</td></tr> <tr><td>0/1</td><td></td><td>2/2</td></tr> <tr><td>6/9</td><td>4/9</td><td>7/7</td></tr> </table> <p>4-Missed 4-Post 4-Blocked</p>	3/3	1/1	6/7	0/1		2/2	6/9	4/9	7/7			<table border="1"> <tr><td>0/1</td><td>2/2</td><td>3/3</td></tr> <tr><td></td><td></td><td>1/1</td></tr> <tr><td>3/15</td><td>1/4</td><td>7/15</td></tr> </table> <p>1 HOMBRADOS JJ</p> <table border="1"> <tr><td>0/1</td><td></td><td>1/1</td></tr> <tr><td></td><td></td><td>1/1</td></tr> <tr><td>2/10</td><td>0/2</td><td>2/7</td></tr> </table> <p>16 BARRUFET D</p> <table border="1"> <tr><td></td><td>2/2</td><td>2/2</td></tr> <tr><td></td><td></td><td></td></tr> <tr><td>1/5</td><td>1/2</td><td>5/8</td></tr> </table>	0/1	2/2	3/3			1/1	3/15	1/4	7/15	0/1		1/1			1/1	2/10	0/2	2/7		2/2	2/2				1/5	1/2	5/8
3/3	1/1	6/7																																					
0/1		2/2																																					
6/9	4/9	7/7																																					
0/1	2/2	3/3																																					
		1/1																																					
3/15	1/4	7/15																																					
0/1		1/1																																					
		1/1																																					
2/10	0/2	2/7																																					
	2/2	2/2																																					
1/5	1/2	5/8																																					

Legend:							
%	Efficiency	2Min	2 Minute Suspensions	6m	6-metre Shots	7m	7-metre Shots
AS	Assists	BS	Blocked Shots	BT	Breakthroughs	EX	Exclusions
G/S	Goals/Shots	n/a	not applicable	RC	Red Cards	S/S	Saves/Shots
TF	Technical Faults	TP	Time Played	Wing	Wing Shots	YC	Yellow Cards
						9m	9-metre Shots
						FB	Fast Breaks
						ST	Steals



## RESULTS

比赛成绩 / RÉSULTATS

### RUS 28 - 27 DEN

(17 - 14) (11 - 13)

Referees: (7) ELMOAMLI M / (8) SHABAN ALI S (EGY)

#### RUS - Russian Fed.

Players		Shots								Penalties			
No.	Name	G/S	%	6m	Wing	9m	7m	FB	BT	YC	2Min	RC	EX
1	GRAMS Oleg												
2	FILIPPOV Vasily	4/11	36	1/1	0/1	0/2		2/4	1/3		1		
6	KRIVOSHLYKOV Denis												
8	EVDOKIMOV Egor	1/1	100	1/1							1		
10	CHERNOIVANOV Alexander	3/5	60	3/5						1			
15	RASTVORTSEV Alexey	0/1	0			0/1							
16	KOSTYGOV Alexey												
17	KAMANIN Alexey	6/11	55			3/8		2/2	1/1	1			
19	ASLANYAN Samvel												
23	KOKSHAROV Eduard												
25	KOVALEV Dmitry	2/3	67		1/2			1/1					
31	DIBIROV Timur	8/12	67	1/1	1/3		3/4	3/3	0/1				
35	IGROPULO Konstantin	4/6	67			1/2	1/2		2/2	1			
77	IVANOV Vitaly												
Bench/Team										1			
Totals		28/50	56	6/8	2/6	4/13	4/6	8/10	4/7	4	2	0	0

Goalkeepers		Saves							
No.	Name	S/S	%	6m	Wing	9m	7m	FB	BT
1	GRAMS Oleg	5/18	28	1/4	1/3	2/5	0/1	1/5	
16	KOSTYGOV Alexey	8/22	36	3/4	1/4	3/7	0/1	1/6	
Totals		13/40	33	4/8	2/7	5/12	0/2	2/11	0/0

#### DEN - Denmark

Players		Shots								Penalties			
No.	Name	G/S	%	6m	Wing	9m	7m	FB	BT	YC	2Min	RC	EX
1	HVIDT Kasper												
4	BOESEN Lasse	1/4	25	1/1		0/3							
6	JOERGENSEN Lars Troels									1	3	1	
7	JENSEN Jesper	0/1	0	0/1						1			
9	CHRISTIANSEN Lars Roslyng	8/10	80		4/4		2/2	2/4					
12	HENRIKSEN Peter												
13	SPELLERBERG Bo	0/1	0			0/1							
15	HANSEN Mikkel	3/8	38	0/1		3/6		0/1					
19	NOEDDESBO Jesper	6/9	67	1/3				5/6			1		
22	SARUP Kasper Soendergaard	6/12	50	2/2		3/9		1/1					
23	BOLDSEN Joachim Rietveld	0/1	0			0/1				1	1		
24	LINDBERG Hans Ottar	2/4	50		1/3			1/1					
25	BRUUN JOERGENSEN Klavs	1/2	50			1/2							
26	NIELSEN Kasper												
Bench/Team										1			
Totals		27/52	52	4/8	5/7	7/22	2/2	9/13	0/0	4	5	1	0

Goalkeepers		Saves							
No.	Name	S/S	%	6m	Wing	9m	7m	FB	BT
1	HVIDT Kasper	9/20	45	2/4	1/1	3/7	1/2	1/4	1/2
12	HENRIKSEN Peter	3/20	15	0/4	1/3	2/2	0/3	0/5	0/3
Totals		12/40	30	2/8	2/4	5/9	1/5	1/9	1/5

#### RUNNING SCORE

##### RUS - DEN

1st Half	
0 (1') 1	NOEDDESBO J
1 (2') 1	CHERNOIVANOV A
2 (2') 1	FILIPPOV V
3 (3') 1	KAMANIN A
3 (5') 2	NOEDDESBO J
4 (6') 2	IGROPULO K
5 (7') 2	KAMANIN A
5 (8') 3	NOEDDESBO J
6 (9') 3	DIBIROV T
7 (10') 3	EVDOKIMOV E
8 (12') 3	KAMANIN A
8 (13') 4	SARUP KS
9 (13') 4	IGROPULO K
9 (14') 5	CHRISTIANSEN LR
9 (15') 6	SARUP KS
10 (17') 6	FILIPPOV V
10 (17') 7	HANSEN M
10 (18') 8	SARUP KS
10 (19') 9	NOEDDESBO J
11 (20') 9	DIBIROV T
11 (21') 10	CHRISTIANSEN LR
12 (21') 10	CHERNOIVANOV A
12 (22') 11	SARUP KS
13 (22') 11	KOVALEV D
13 (22') 12	LINDBERG HO
13 (24') 13	NOEDDESBO J
14 (25') 13	FILIPPOV V
15 (26') 13	DIBIROV T
16 (27') 13	DIBIROV T
16 (29') 14	SARUP KS
17 (30') 14	FILIPPOV V

##### 2nd Half

18 (32') 14	DIBIROV T
19 (34') 14	DIBIROV T
19 (34') 15	SARUP KS
20 (34') 15	KAMANIN A
20 (35') 16	BRUUN JOERGENSEN K
21 (38') 16	DIBIROV T
21 (39') 17	CHRISTIANSEN LR
22 (40') 17	KAMANIN A
22 (41') 18	BOESEN L
22 (43') 19	CHRISTIANSEN LR
23 (44') 19	CHERNOIVANOV A
23 (45') 20	CHRISTIANSEN LR
23 (46') 21	NOEDDESBO J
23 (48') 22	CHRISTIANSEN LR
23 (48') 23	CHRISTIANSEN LR
24 (49') 23	IGROPULO K
24 (49') 24	CHRISTIANSEN LR
25 (51') 24	IGROPULO K
25 (53') 25	HANSEN M
25 (57') 26	LINDBERG HO
25 (58') 27	HANSEN M
26 (58') 27	DIBIROV T
27 (59') 27	KOVALEV D
28 (60') 27	KAMANIN A

#### Legend:

%	Efficiency	2Min	2 Minute Suspensions	6m	6-metre Shots	7m	7-metre Shots	9m	9-metre Shots
BT	Breakthroughs	EX	Exclusions	FB	Fast Breaks	G/S	Goals/Shots	RC	Red Cards
S/S	Saves/Shots	Wing	Wing Shots	YC	Yellow Cards				



## MATCH TEAM STATISTICS

参赛队技术统计 / STATISTIQUES DU MATCH PAR ÉQUIPE

### RUS 28 - 27 DEN

(17 - 14) (11 - 13)

Referees: (7) ELMOAMLI M / (8) SHABAN ALI S (EGY)

#### RUS - Russian Fed.

No.	Name	Shots								Offence		Defence		Penalties				TP
		G/S	%	6m	Wing	9m	7m	FB	BT	AS	TF	ST	BS	YC	2Min	RC	EX	
1	GRAMS Oleg																	23:49
2	FILIPPOV Vasily	4/11	36	1/1	0/1	0/2		2/4	1/3	6	3	1	1		1			60:00
6	KRIVOSHLYKOV Denis																	
8	EVDOKIMOV Egor	1/1	100	1/1							1		1		1			16:31
10	CHERNOIVANOV Alexander	3/5	60	3/5						2	1	2	4	1				45:56
15	RASTVORTSEV Alexey	0/1	0			0/1												6:32
16	KOSTYGOV Alexey																	36:11
17	KAMANIN Alexey	6/11	55			3/8		2/2	1/1	1		1	3	1				53:28
19	ASLANYAN Samvel																	
23	KOKSHAROV Eduard																	3:29
25	KOVALEV Dmitry	2/3	67		1/2			1/1		1	1	1						59:21
31	DIBIROV Timur	8/12	67	1/1	1/3		3/4	3/3	0/1	1	3	2						60:00
35	IGROPULO Konstantin	4/6	67			1/2	1/2		2/2	3	4			1				54:43
77	IVANOV Vitaly																	
	Bench/Team										1			1				
<b>Totals</b>		28/50	56	6/8	2/6	4/13	4/6	8/10	4/7	14	14	7	9	4	2	0	0	

No.	Name	Total Shots		6m Shots		Wing Shots		9m Shots		7m Shots		Fast Breaks		Breakthroughs	
		S/S	%	S/S	%	S/S	%	S/S	%	S/S	%	S/S	%	S/S	%
1	GRAMS Oleg	5/18	28	1/4	25	1/3	33	2/5	40	0/1	0	1/5	20		
16	KOSTYGOV Alexey	8/22	36	3/4	75	1/4	25	3/7	43	0/1	0	1/6	17		
<b>Totals</b>		13/40	33	4/8	50	2/7	29	5/12	42	0/2	0	2/11	18	0/0	0

Team Shots	Goals	Saves	Missed	Post	Blocked	Total	%
6m Shots	6	2	0	0	0	8	75
Wing Shots	2	2	1	1	0	6	33
9m Shots	4	5	1	1	2	13	31
7m Shots	4	1	0	1	n/a	6	67
Fast Breaks	8	1	1	0	0	10	80
Breakthroughs	4	1	1	1	0	7	57
<b>Totals</b>	28	12	4	4	2	50	56

Number of Attacks: 58, Scoring Efficiency: 48%



### MATCH TEAM STATISTICS

参赛队技术统计 / STATISTIQUES DU MATCH PAR ÉQUIPE

**RUS 28 - 27 DEN**  
 (17 - 14) (11 - 13)

Referees: (7) ELMOAMLI M / (8) SHABAN ALI S (EGY)

#### RUS - Russian Fed.

#### Shots Distribution

Players			Goals / Shots			
2 FILIPPOV V	6 KRIVOSHLYKOV D	8 EVDOKIMOV E	10 CHERNOIVANOV A	15 RASTVORTSEV A	17 KAMANIN A	19 ASLANYAN S
0/1				0/1	0/1	1/1
1/1			1/3		1/1	0/3
2/2		1/1	2/2		1/1	1/1
2/2					2/2	
4-Missed 1-Post			1-Blocked			
23 KOKSHAROV E	25 KOVALEV D	31 DIBIROV T	35 IGROPULO K	77 IVANOV V		
		1/1	0/1	1/1		
		1/2				
	2/3	3/3	2/2	1/1		
		2-Post		1-Post 1-Blocked		

Team	Offence	Defence	Goalkeepers
Goals / Shots			Saves / Shots
2/4	4/7 Breakthroughs	0/0 Breakthroughs	0/3
2/4	8/10 Fast Breaks	9/13 Fast Breaks	0/1
8/9	4/4	4/4	4/13
3/3	2/7	2/3	4/6
10/10	2/5	2/4	3/11
4-Missed 4-Post 2-Blocked	1/2	3/6	1 GRAMS O
	1/2	2/10	0/1
	1/2	2/6	0/2
	1/4	2/4	0/1
	4/6 7m	2/2 7m	2/6
	1/4	1/3	2/4
			0/3
			16 KOSTYGOV A
			0/2
			1/1
			2/2
			3/8



## MATCH TEAM STATISTICS

参赛队技术统计 / STATISTIQUES DU MATCH PAR ÉQUIPE

### RUS 28 - 27 DEN

(17 - 14) (11 - 13)

Referees: (7) ELMOAMLI M / (8) SHABAN ALI S (EGY)

#### DEN - Denmark

No.	Name	Shots								Offence		Defence		Penalties			TP	
		G/S	%	6m	Wing	9m	7m	FB	BT	AS	TF	ST	BS	YC	2Min	RC		EX
1	HVIDT Kasper										1							30:14
4	BOESEN Lasse	1/4	25	1/1		0/3				2								24:33
6	JOERGENSEN Lars Troels									2	1	1		1	3	1		30:41
7	JENSEN Jesper	0/1	0	0/1						3	3			1				39:00
9	CHRISTIANSEN Lars Roslyng	8/10	80		4/4		2/2	2/4		1								55:00
12	HENRIKSEN Peter																	29:46
13	SPELLERBERG Bo	0/1	0			0/1					1							3:33
15	HANSEN Mikkel	3/8	38	0/1		3/6		0/1		1	2							14:48
19	NOEDDESBO Jesper	6/9	67	1/3				5/6		1	3		1		1			59:08
22	SARUP Kasper Soendergaard	6/12	50	2/2		3/9		1/1		1	1							28:14
23	BOLDSSEN Joachim Rietveld	0/1	0			0/1				3	2		1	1	1			32:36
24	LINDBERG Hans Ottar	2/4	50		1/3			1/1		1	1							60:00
25	BRUUN JOERGENSEN Klavs	1/2	50			1/2				2								12:27
26	NIELSEN Kasper																	
	Bench/Team													1				
<b>Totals</b>		27/52	52	4/8	5/7	7/22	2/2	9/13	0/0	17	15	1	2	4	5	1	0	

No.	Name	Total Shots		6m Shots		Wing Shots		9m Shots		7m Shots		Fast Breaks		Breakthroughs	
		S/S	%	S/S	%	S/S	%	S/S	%	S/S	%	S/S	%	S/S	%
1	HVIDT Kasper	9/20	45	2/4	50	1/1	100	3/7	43	1/2	50	1/4	25	1/2	50
12	HENRIKSEN Peter	3/20	15	0/4	0	1/3	33	2/2	100	0/3	0	0/5	0	0/3	0
<b>Totals</b>		12/40	30	2/8	25	2/4	50	5/9	56	1/5	20	1/9	11	1/5	20

Team Shots	Goals	Saves	Missed	Post	Blocked	Total	%
6m Shots	4	4	0	0	0	8	50
Wing Shots	5	2	0	0	0	7	71
9m Shots	7	5	1	1	8	22	32
7m Shots	2	0	0	0	n/a	2	100
Fast Breaks	9	2	0	2	0	13	69
Breakthroughs							
<b>Totals</b>	27	13	1	3	8	52	52

Number of Attacks: 58, Scoring Efficiency: 47%





**MATCH TEAM STATISTICS**

参赛队技术统计 / STATISTIQUES DU MATCH PAR ÉQUIPE

**RUS 28 - 27 DEN**

(17 - 14) (11 - 13)

Referees: (7) ELMOAMLI M / (8) SHABAN ALI S (EGY)

**DEN - Denmark**

**Shots Distribution**

Players			Goals / Shots			
4 BOESEN L	6 JOERGENSEN LT	7 JENSEN J	9 CHRISTIANSEN LR	13 SPELLERBERG B	15 HANSEN M	19 NOEDDESBO J
1/2		0/1	2/2	0/1	3/5	2/2
2-Blocked			1-Post		2-Blocked	1-Post
22 SARUP KS	23 BOLDSSEN JR	24 LINDBERG HO	25 BRUUN JOERGENSEN K	26 NIELSEN K		
1/1		0/1				
1/1		1/2	1/1			
1-Post	3-Blocked	1-Missed	1-Blocked			

**Team**

**Offence**

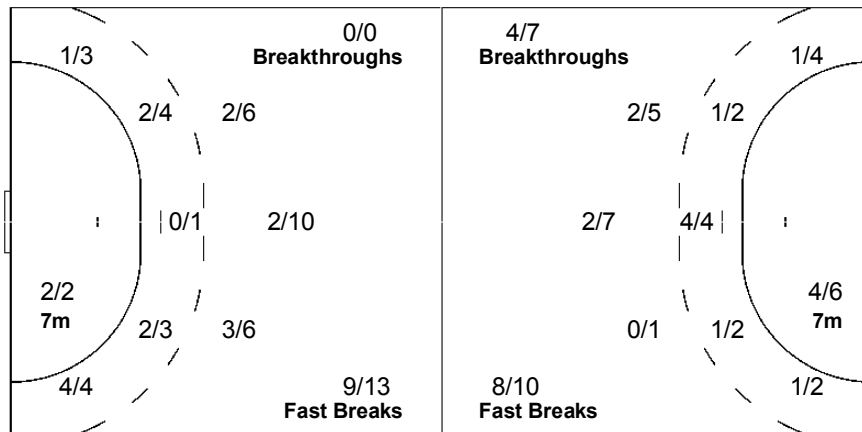
**Defence**

**Goalkeepers**

Goals / Shots

3/3	0/1	3/3
1/1		1/2
9/13	2/6	8/11

1-Missed 3-Post 8-Blocked



Saves / Shots

2/4		1/2
2/4		6/8
1/9	0/3	0/10

**1 HVIDT K**

1/2		
2/3		5/6
1/5	0/2	0/2

**12 HENRIKSEN P**

1/2		1/2
0/1		1/2
0/4	0/1	0/8

Legend:		
%	Efficiency	<b>2Min</b> 2 Minute Suspensions
<b>AS</b>	Assists	<b>BS</b> Blocked Shots
<b>G/S</b>	Goals/Shots	<b>n/a</b> not applicable
<b>TF</b>	Technical Faults	<b>TP</b> Time Played
<b>6m</b>	6-metre Shots	<b>BT</b> Breakthroughs
<b>7m</b>	7-metre Shots	<b>EX</b> Exclusions
<b>9m</b>	9-metre Shots	<b>S/S</b> Saves/Shots
<b>RC</b>	Red Cards	<b>YC</b> Yellow Cards
<b>Wing</b>	Wing Shots	
		<b>FB</b> Fast Breaks
		<b>ST</b> Steals



## RESULTS

比赛成绩 / RÉSULTATS

### POL 29 - 26 KOR (15 - 14) (14 - 12)

Referees: (27) CANBRO R / (28) CLAESOON M (SWE)

#### RUNNING SCORE

##### POL - KOR

#### POL - Poland

Players		Shots								Penalties			
No.	Name	G/S	%	6m	Wing	9m	7m	FB	BT	YC	2Min	RC	EX
1	SZMAL Slawomir												
2	JASZKA Bartlomiej	0/2	0	0/1					0/1				
3	LIJEWSKI Krzysztof	2/2	100			1/1		1/1		1			
5	JACHLEWSKI Mateusz	1/3	33		0/1		0/1		1/1				
6	TKACZYK Grzegorz	4/4	100	1/1		2/2		1/1		1			
8	BIELECKI Karol	1/3	33			1/3					1		
9	SIODMIAK Artur	2/2	100	1/1				1/1			1		
13	JURECKI Bartosz	6/6	100	5/5				1/1		1	1		
14	JURASIK Mariusz	7/14	50	1/2	4/6	0/2		1/3	1/1				
15	JURECKI Michal	3/5	60			2/4			1/1				
16	WICHARY Marcin												
19	TLUCZYNSKI Tomasz	2/3	67		0/1		1/1		1/1				
22	LIJEWSKI Marcin	0/1	0			0/1							
28	PIWKO Pawel	1/1	100		1/1								
Bench/Team													
Totals		29/46	63	8/10	5/9	6/13	1/2	5/7	4/5	3	3	0	0

Goalkeepers		Saves							
No.	Name	S/S	%	6m	Wing	9m	7m	FB	BT
1	SZMAL Slawomir	19/45	42	1/3		14/27	0/3	4/9	0/3
16	WICHARY Marcin	1/1	100				1/1		
Totals		20/46	43	1/3	0/0	14/27	1/4	4/9	0/3

#### KOR - Korea

Players		Shots								Penalties			
No.	Name	G/S	%	6m	Wing	9m	7m	FB	BT	YC	2Min	RC	EX
1	HAN Kyungtai												
2	JEONG Yikyeong	4/11	36			3/8		1/3			1		
6	KIM Teawan												
7	JUNG Suyoung	4/13	31	0/1		1/7	2/3	1/2			2		
8	PARK Junggeu	1/1	100	1/1									
10	PARK Chanyong												
13	YOON Kyungshin	6/10	60	1/1		4/8		1/1		1	1		
14	CHO Chihyo	2/3	67			0/1		2/2		1			
15	LEE Teayoung	3/3	100				1/1		2/2				
16	KANG Ilkoo												
17	LEE Jaewoo	3/6	50			2/5			1/1				
18	PAEK Wonchul												
20	KO Kyungsoo	0/3	0			0/2		0/1			1		
23	YOON Kyungmin	3/5	60			3/5				1			
Bench/Team													
Totals		26/55	47	2/3	0/0	13/36	3/4	5/9	3/3	3	5	0	0

Goalkeepers		Saves							
No.	Name	S/S	%	6m	Wing	9m	7m	FB	BT
1	HAN Kyungtai	13/39	33	2/10	3/8	5/9	1/2	1/6	1/4
16	KANG Ilkoo	0/3	0			0/2			0/1
Totals		13/42	31	2/10	3/8	5/11	1/2	1/6	1/5

1st Half	
JURECKI B	1 (2') 0
1 (3') 1	YOON K
TLUCZYNSKI T	2 (3') 1
2 (4') 2	YOON K
2 (4') 3	LEE T
TKACZYK G	3 (5') 3
3 (6') 4	LEE J
3 (7') 5	YOON K
JURASIK M	4 (8') 5
JURECKI M	5 (9') 5
5 (10') 6	CHO C
JURECKI B	6 (10') 6
JURASIK M	7 (11') 6
TKACZYK G	8 (12') 6
JURASIK M	9 (14') 6
JURASIK M	10 (15') 6
10 (16') 7	JUNG S
JURECKI B	11 (17') 7
SIODMIAK A	12 (17') 7
12 (18') 8	LEE J
JURASIK M	13 (19') 8
13 (20') 9	CHO C
13 (23') 10	JUNG S
13 (25') 11	LEE J
JURECKI B	14 (26') 11
14 (27') 12	YOON K
PIWKO P	15 (27') 12
15 (28') 13	JUNG S
15 (30') 14	YOON K

2nd Half	
15 (33') 15	PARK J
15 (34') 16	JEONG Y
BIELECKI K	16 (35') 16
JACHLEWSKI M	17 (36') 16
LIJEWSKI K	18 (36') 16
18 (37') 17	YOON K
JURASIK M	19 (38') 17
19 (39') 18	YOON K
JURECKI B	20 (40') 18
20 (41') 19	YOON K
SIODMIAK A	21 (41') 19
JURASIK M	22 (43') 19
22 (44') 20	JEONG Y
JURECKI M	23 (45') 20
23 (45') 21	JUNG S
TKACZYK G	24 (46') 21
24 (47') 22	LEE T
JURECKI B	25 (50') 22
25 (50') 23	LEE T
LIJEWSKI K	26 (51') 23
26 (53') 24	JEONG Y
TLUCZYNSKI T	27 (53') 24
TKACZYK G	28 (56') 24
JURECKI M	29 (57') 24
29 (59') 25	YOON K
29 (59') 26	JEONG Y

<b>Legend:</b>	<b>2Min</b> 2 Minute Suspensions	<b>6m</b> 6-metre Shots	<b>7m</b> 7-metre Shots	<b>9m</b> 9-metre Shots
<b>%</b> Efficiency	<b>EX</b> Exclusions	<b>FB</b> Fast Breaks	<b>G/S</b> Goals/Shots	<b>RC</b> Red Cards
<b>BT</b> Breakthroughs	<b>Wing</b> Wing Shots	<b>YC</b> Yellow Cards		
<b>S/S</b> Saves/Shots				



## MATCH TEAM STATISTICS

参赛队技术统计 / STATISTIQUES DU MATCH PAR ÉQUIPE

### POL 29 - 26 KOR

(15 - 14) (14 - 12)

Referees: (27) CANBRO R / (28) CLAEISSON M (SWE)

#### POL - Poland

Players		Shots								Offence		Defence		Penalties				TP
No.	Name	G/S	%	6m	Wing	9m	7m	FB	BT	AS	TF	ST	BS	YC	2Min	RC	EX	
1	SZMAL Sławomir																	59:45
2	JASZKA Bartłomiej	0/2	0	0/1					0/1	1								14:12
3	LIJEWSKI Krzysztof	2/2	100			1/1		1/1		2		1	1	1				43:58
5	JACHLEWSKI Mateusz	1/3	33		0/1		0/1		1/1	1								28:27
6	TKACZYK Grzegorz	4/4	100	1/1		2/2		1/1		4	2		1	1				45:48
8	BIELECKI Karol	1/3	33			1/3				1	1					1		13:46
9	SIODMIAK Artur	2/2	100	1/1				1/1				1				1		28:31
13	JURECKI Bartosz	6/6	100	5/5				1/1		2	3			1	1			27:39
14	JURASIK Mariusz	7/14	50	1/2	4/6	0/2		1/3	1/1	4	3							51:08
15	JURECKI Michał	3/5	60			2/4			1/1			3		1				49:42
16	WICHARY Marcin																	0:15
19	TLUCZYŃSKI Tomasz	2/3	67		0/1		1/1		1/1	1								31:55
22	LIJEWSKI Marcin	0/1	0			0/1				3			1					16:02
28	PIWKO Paweł	1/1	100		1/1							1						8:52
	Bench/Team																	
<b>Totals</b>		29/46	63	8/10	5/9	6/13	1/2	5/7	4/5	19	14	1	5	3	3	0	0	

Goalkeepers		Total Shots		6m Shots		Wing Shots		9m Shots		7m Shots		Fast Breaks		Breakthroughs	
No.	Name	S/S	%	S/S	%	S/S	%	S/S	%	S/S	%	S/S	%	S/S	%
1	SZMAL Sławomir	19/45	42	1/3	33			14/27	52	0/3	0	4/9	44	0/3	0
16	WICHARY Marcin	1/1	100							1/1	100				
<b>Totals</b>		20/46	43	1/3	33	0/0	0	14/27	52	1/4	25	4/9	44	0/3	0

Team Shots	Goals	Saves	Missed	Post	Blocked	Total	%
6m Shots	8	2	0	0	0	10	80
Wing Shots	5	3	1	0	0	9	56
9m Shots	6	5	0	0	2	13	46
7m Shots	1	1	0	0	n/a	2	50
Fast Breaks	5	1	0	1	0	7	71
Breakthroughs	4	1	0	0	0	5	80
<b>Totals</b>	29	13	1	1	2	46	63

Number of Attacks: 59, Scoring Efficiency: 49%



**MATCH TEAM STATISTICS**  
 参赛队技术统计 / STATISTIQUES DU MATCH PAR ÉQUIPE

**POL 29 - 26 KOR**  
 (15 - 14) (14 - 12)

Referees: (27) CANBRO R / (28) CLAESSON M (SWE)

**POL - Poland**

**Shots Distribution**

Players			Goals / Shots																	
2 JASZKA B			3 LIJEWSKI K			5 JACHLEWSKI M			6 TKACZYK G			8 BIELECKI K			9 SIODMIAK A			13 JURECKI B		
0/1						0/1			1/1		1/1		0/1					2/2		1/1
0/1			1/1	1/1			1/1		1/1		1/1			1/1	1/1				1/1	2/2
			1-Missed									1-Blocked								
14 JURASIK M			15 JURECKI M			19 TLUCZYNSKI T			22 LIJEWSKI M			28 PIWKO P								
2/3	1/1	1/1													1/1					
1/1		0/2	0/1		0/1	1/1									1/1					
2/4	0/1				3/3		0/1	1/1												
1-Post									1-Blocked											

Team	Offence	Defence	Goalkeepers																														
Goals / Shots			Saves / Shots																														
<table border="1"> <tr><td>3/5</td><td>1/2</td><td>1/1</td></tr> <tr><td>6/8</td><td></td><td>2/5</td></tr> <tr><td>5/8</td><td>3/5</td><td>8/8</td></tr> </table> <p>1-Missed 1-Post 2-Blocked</p>	3/5	1/2	1/1	6/8		2/5	5/8	3/5	8/8			<table border="1"> <tr><td>1/2</td><td>1/5</td><td>1/2</td></tr> <tr><td>2/4</td><td></td><td>3/4</td></tr> <tr><td>4/9</td><td>3/7</td><td>5/13</td></tr> </table> <p>1 SZMAL S</p> <table border="1"> <tr><td>1/2</td><td>1/5</td><td>1/2</td></tr> <tr><td>1/3</td><td></td><td>3/4</td></tr> <tr><td>4/9</td><td>3/7</td><td>5/13</td></tr> </table> <p>16 WICHARY M</p> <table border="1"> <tr><td>1/1</td><td></td><td></td></tr> </table>	1/2	1/5	1/2	2/4		3/4	4/9	3/7	5/13	1/2	1/5	1/2	1/3		3/4	4/9	3/7	5/13	1/1		
3/5	1/2	1/1																															
6/8		2/5																															
5/8	3/5	8/8																															
1/2	1/5	1/2																															
2/4		3/4																															
4/9	3/7	5/13																															
1/2	1/5	1/2																															
1/3		3/4																															
4/9	3/7	5/13																															
1/1																																	



### MATCH TEAM STATISTICS

参赛队技术统计 / STATISTIQUES DU MATCH PAR ÉQUIPE

## POL 29 - 26 KOR

(15 - 14) (14 - 12)

Referees: (27) CANBRO R / (28) CLAESSON M (SWE)

### KOR - Korea

No.	Name	Shots								Offence		Defence		Penalties				TP
		G/S	%	6m	Wing	9m	7m	FB	BT	AS	TF	ST	BS	YC	2Min	RC	EX	
1	HAN Kyungtai											1						49:57
2	JEONG Yikyeong	4/11	36			3/8		1/3		2					1			45:02
6	KIM Teawan										1	2						23:14
7	JUNG Suyoung	4/13	31	0/1		1/7	2/3	1/2			2	1			2			49:56
8	PARK Junggeu	1/1	100	1/1							3							30:06
10	PARK Chanyong																	21:09
13	YOON Kyungshin	6/10	60	1/1		4/8		1/1		1	1	2		1	1			32:57
14	CHO Chihyo	2/3	67			0/1		2/2			1	1		1				26:31
15	LEE Teayoung	3/3	100				1/1		2/2	3	1							43:59
16	KANG Ilkoo																	10:03
17	LEE Jaewoo	3/6	50			2/5			1/1	1								54:55
18	PAEK Wonchul																	
20	KO Kyungsoo	0/3	0			0/2		0/1		1	1				1			17:43
23	YOON Kyungmin	3/5	60			3/5				1				1				14:28
	Bench/Team																	
<b>Totals</b>		26/55	47	2/3	0/0	13/36	3/4	5/9	3/3	9	9	6	2	3	5	0	0	

No.	Name	Total Shots		6m Shots		Wing Shots		9m Shots		7m Shots		Fast Breaks		Breakthroughs	
		S/S	%	S/S	%	S/S	%	S/S	%	S/S	%	S/S	%	S/S	%
1	HAN Kyungtai	13/39	33	2/10	20	3/8	38	5/9	56	1/2	50	1/6	17	1/4	25
16	KANG Ilkoo	0/3	0					0/2	0					0/1	0
<b>Totals</b>		13/42	31	2/10	20	3/8	38	5/11	45	1/2	50	1/6	17	1/5	20

Team Shots	Goals	Saves	Missed	Post	Blocked	Total	%
6m Shots	2	1	0	0	0	3	67
Wing Shots							
9m Shots	13	14	3	1	5	36	36
7m Shots	3	1	0	0	n/a	4	75
Fast Breaks	5	4	0	0	0	9	56
Breakthroughs	3	0	0	0	0	3	100
<b>Totals</b>	26	20	3	1	5	55	47

Number of Attacks: 59, Scoring Efficiency: 44%



**MATCH TEAM STATISTICS**  
 参赛队技术统计 / STATISTIQUES DU MATCH PAR ÉQUIPE

**POL 29 - 26 KOR**  
 (15 - 14) (14 - 12)

Referees: (27) CANBRO R / (28) CLAESSION M (SWE)

**KOR - Korea**

**Shots Distribution**

**Players**  
Goals / Shots

2 JEONG Y			6 KIM T			7 JUNG S			8 PARK J			10 PARK C			13 YOON K			14 CHO C		
	1/1					1/1	1/2			1/1						1/1	1/1			
		0/1				0/2		0/1							1/1		1/2			
2/4	1/2	0/1					0/1	2/3									2/4	1/1	1/1	
2-Missed						1-Post 2-Blocked									1-Blocked 1-Missed					

15 LEE T			17 LEE J			18 PAEK W			20 KO K			23 YOON K		
									0/1					0/1
												1/1		
	2/2	1/1	2/3		1/2				0/1				0/1	2/2
			1-Blocked						1-Blocked					

Team	Offence	Defence	Goalkeepers																																	
Goals / Shots			Saves / Shots																																	
<table border="1"> <tr><td>1/2</td><td>4/5</td><td>1/2</td></tr> <tr><td>2/4</td><td></td><td>1/4</td></tr> <tr><td>5/9</td><td>4/7</td><td>8/13</td></tr> </table> <p>3-Missed 1-Post 5-Blocked</p>	1/2	4/5	1/2	2/4		1/4	5/9	4/7	8/13			<table border="1"> <tr><td>2/5</td><td>1/2</td><td>0/1</td></tr> <tr><td>2/8</td><td></td><td>3/5</td></tr> <tr><td>3/8</td><td>2/5</td><td>0/8</td></tr> </table> <p>1 HAN K</p> <table border="1"> <tr><td>2/5</td><td>1/2</td><td>0/1</td></tr> <tr><td>2/8</td><td></td><td>3/5</td></tr> <tr><td>3/6</td><td>2/5</td><td>0/7</td></tr> </table> <p>16 KANG I</p> <table border="1"> <tr><td></td><td></td><td></td></tr> <tr><td>0/2</td><td></td><td>0/1</td></tr> </table>	2/5	1/2	0/1	2/8		3/5	3/8	2/5	0/8	2/5	1/2	0/1	2/8		3/5	3/6	2/5	0/7				0/2		0/1
1/2	4/5	1/2																																		
2/4		1/4																																		
5/9	4/7	8/13																																		
2/5	1/2	0/1																																		
2/8		3/5																																		
3/8	2/5	0/8																																		
2/5	1/2	0/1																																		
2/8		3/5																																		
3/6	2/5	0/7																																		
0/2		0/1																																		

**Legend:**

% Efficiency	<b>2Min</b> 2 Minute Suspensions	<b>6m</b> 6-metre Shots	<b>7m</b> 7-metre Shots	<b>9m</b> 9-metre Shots
<b>AS</b> Assists	<b>BS</b> Blocked Shots	<b>BT</b> Breakthroughs	<b>EX</b> Exclusions	<b>FB</b> Fast Breaks
<b>G/S</b> Goals/Shots	<b>n/a</b> not applicable	<b>RC</b> Red Cards	<b>S/S</b> Saves/Shots	<b>ST</b> Steals
<b>TF</b> Technical Faults	<b>TP</b> Time Played	<b>Wing</b> Wing Shots	<b>YC</b> Yellow Cards	





**RESULTS**  
 比赛成绩 / RÉSULTATS  
**FRA 25 - 23 CRO**  
 (12 - 11) (13 - 12)

Referees: (23) CHERNEGA I / (24) POLADENKO V (RUS)

**RUNNING SCORE**  
**FRA - CRO**

**FRA - France**

Players		Shots								Penalties			
No.	Name	G/S	%	6m	Wing	9m	7m	FB	BT	YC	2Min	RC	EX
3	DINART Didier												
4	BURDET Cedric	6/7	86	1/1		4/5		1/1					
5	GILLE Guillaume										1		
6	GILLE Bertrand	1/2	50	1/2						1	2		
8	NARCISSE Daniel	6/9	67	2/3	0/1	2/3		1/1	1/1				
11	GIRAULT Olivier	3/3	100				3/3			1			
12	KARABOUE Daouda												
13	KARABATIC Nikola	3/7	43	1/1		2/6				1	1		
14	KEMPE Christophe												
16	OMEYER Thierry												
18	ABATI Joel												
19	ABALO Luc	4/10	40	1/1	1/3	0/3		1/2	1/1				
21	GUIGOU Michael	2/2	100				1/1		1/1				
26	PATY Cedric												
Bench/Team										1			
Totals		25/40	63	6/8	1/4	8/17	4/4	3/4	3/3	4	4	0	0

Goalkeepers		Saves							
No.	Name	S/S	%	6m	Wing	9m	7m	FB	BT
12	KARABOUE Daouda	1/2	50		0/1		1/1		
16	OMEYER Thierry	17/39	44	0/2	2/7	11/16	2/5	1/5	1/4
Totals		18/41	44	0/2	2/8	11/16	3/6	1/5	1/4

**CRO - Croatia**

Players		Shots								Penalties			
No.	Name	G/S	%	6m	Wing	9m	7m	FB	BT	YC	2Min	RC	EX
1	LOSERT Venio												
3	SULIC Renato	1/1	100	1/1									
4	BALIC Ivano	3/7	43			2/6			1/1				
5	DUVNJAK Domagoj	0/1	0			0/1							
6	LACKOVIC Blazenko	0/6	0			0/5					1		
9	VORI Igor	1/2	50					1/2					
10	DOMINIKOVIC Davor									1			
11	DZOMBA Mirza	1/3	33				1/3						
13	HORVAT Zlatko	5/7	71		5/6	0/1							
14	VUKOVIC Drago	3/5	60	1/1		1/3			1/1				
17	SPREM Goran	5/7	71		1/2		2/3	2/2					
19	METLICIC Petar	2/7	29			2/7				1			
24	VALCIC Tonci	2/3	67			0/1		1/1	1/1	1	2		
25	ALILOVIC Mirko												
Bench/Team													
Totals		23/49	47	2/2	6/8	5/24	3/6	4/5	3/4	3	3	0	0

Goalkeepers		Saves							
No.	Name	S/S	%	6m	Wing	9m	7m	FB	BT
1	LOSERT Venio	0/3	0			0/1	0/1		0/1
25	ALILOVIC Mirko	5/27	19	2/8	1/2	2/9	0/3	0/3	0/2
Totals		5/30	17	2/8	1/2	2/10	0/4	0/3	0/3

1st Half	
GIRAULT O	0 (1') 1 HORVAT Z
	1 (2') 1
ABALO L	1 (3') 2 VALCIC T
	2 (4') 2
	2 (7') 3 BALIC I
GIRAULT O	3 (8') 3
	3 (9') 4 METLICIC P
BURDET C	4 (10') 4
	4 (11') 5 BALIC I
KARABATIC N	5 (11') 5
	5 (13') 6 HORVAT Z
BURDET C	6 (14') 6
	6 (14') 7 DZOMBA M
	6 (15') 8 SPREM G
	6 (16') 9 VORI I
BURDET C	7 (17') 9
GIRAULT O	8 (18') 9
	8 (20') 10 HORVAT Z
ABALO L	9 (22') 10
BURDET C	10 (23') 10
BURDET C	11 (24') 10
	11 (26') 11 BALIC I
KARABATIC N	12 (27') 11

2nd Half	
NARCISSE D	13 (31') 11
	13 (32') 12 METLICIC P
	13 (32') 13 VALCIC T
GILLE B	14 (34') 13
NARCISSE D	15 (35') 13
	15 (36') 14 SPREM G
	15 (37') 15 SPREM G
	15 (39') 16 SPREM G
NARCISSE D	16 (39') 16
	16 (41') 17 HORVAT Z
GUIGOU M	17 (42') 17
NARCISSE D	18 (43') 17
	18 (44') 18 HORVAT Z
	18 (46') 19 VUKOVIC D
BURDET C	19 (46') 19
	19 (47') 20 VUKOVIC D
ABALO L	20 (48') 20
ABALO L	21 (50') 20
	21 (51') 21 SULIC R
KARABATIC N	22 (51') 21
	22 (52') 22 VUKOVIC D
GUIGOU M	23 (53') 22
NARCISSE D	24 (54') 22
NARCISSE D	25 (59') 22
	25 (60') 23 SPREM G

Legend:									
%	Efficiency	2Min	2 Minute Suspensions	6m	6-metre Shots	7m	7-metre Shots	9m	9-metre Shots
BT	Breakthroughs	EX	Exclusions	FB	Fast Breaks	G/S	Goals/Shots	RC	Red Cards
S/S	Saves/Shots	Wing	Wing Shots	YC	Yellow Cards				



**MATCH TEAM STATISTICS**  
 参赛队技术统计 / STATISTIQUES DU MATCH PAR ÉQUIPE

**FRA 25 - 23 CRO**  
 (12 - 11) (13 - 12)

Referees: (23) CHERNEGA I / (24) POLADENKO V (RUS)

**FRA - France**

No.	Name	Shots								Offence		Defence		Penalties				TP
		G/S	%	6m	Wing	9m	7m	FB	BT	AS	TF	ST	BS	YC	2Min	RC	EX	
3	DINART Didier											2						33:54
4	BURDET Cedric	6/7	86	1/1		4/5		1/1		3	2		1					32:37
5	GILLE Guillaume										1		2		1			34:38
6	GILLE Bertrand	1/2	50	1/2						3		1		1	2			37:01
8	NARCISSE Daniel	6/9	67	2/3	0/1	2/3		1/1	1/1	1	1		1					41:50
11	GIRAULT Olivier	3/3	100				3/3			1	2			1				30:00
12	KARABOUE Daouda																	0:22
13	KARABATIC Nikola	3/7	43	1/1		2/6				3		1	1	1	1			60:00
14	KEMPE Christophe																	
16	OMEYER Thierry																	59:38
18	ABATI Joel																	
19	ABALO Luc	4/10	40	1/1	1/3	0/3		1/2	1/1		4	1						60:00
21	GUIGOU Michael	2/2	100				1/1		1/1	1	1	1						30:00
26	PATY Cedric																	
	Bench/Team													1				
<b>Totals</b>		25/40	63	6/8	1/4	8/17	4/4	3/4	3/3	12	11	4	7	4	4	0	0	

No.	Name	Total Shots		6m Shots		Wing Shots		9m Shots		7m Shots		Fast Breaks		Breakthroughs	
		S/S	%	S/S	%	S/S	%	S/S	%	S/S	%	S/S	%	S/S	%
12	KARABOUE Daouda	1/2	50			0/1	0			1/1	100				
16	OMEYER Thierry	17/39	44	0/2	0	2/7	29	11/16	69	2/5	40	1/5	20	1/4	25
<b>Totals</b>		18/41	44	0/2	0	2/8	25	11/16	69	3/6	50	1/5	20	1/4	25

Team Shots	Goals	Saves	Missed	Post	Blocked	Total	%
6m Shots	6	2	0	0	0	8	75
Wing Shots	1	1	1	1	0	4	25
9m Shots	8	2	1	2	4	17	47
7m Shots	4	0	0	0	n/a	4	100
Fast Breaks	3	0	0	1	0	4	75
Breakthroughs	3	0	0	0	0	3	100
<b>Totals</b>	25	5	2	4	4	40	63

Number of Attacks: 47, Scoring Efficiency: 53%





### MATCH TEAM STATISTICS

参赛队技术统计 / STATISTIQUES DU MATCH PAR ÉQUIPE

**FRA 25 - 23 CRO**  
 (12 - 11) (13 - 12)

Referees: (23) CHERNEGA I / (24) POLADENKO V (RUS)

#### FRA - France

#### Shots Distribution

Players						
Goals / Shots						
3 DINART D	4 BURDET C	5 GILLE G	6 GILLE B	8 NARCISSE D	11 GIRAULT O	13 KARABATIC N
	1/1 1/1			1/1 1/1		
	3/3 1/1		1/2	1/2 2/2	2/2 1/1	2/4 1/1
	1-Blocked			1-Post		2-Blocked
14 KEMPE C	18 ABATI J	19 ABALO L	21 GUIGOU M	26 PATY C		
		1/1 1/1				
		2/2	1/1 1/1			
		2-Missed 3-Post 1-Blocked				

Team	Offence	Defence	Goalkeepers
Goals / Shots			Saves / Shots
2/2 2/2 1/1 1/1 1/2 10/14 4/4 4/4 2-Missed 4-Post 4-Blocked	<p>3/3 Breakthroughs</p> <p>1/3 0/0 3/7</p> <p>5/7 2/5</p> <p>4/4 7m 1/1 3/5</p> <p>0/1 3/4 Fast Breaks</p>	<p>3/4 Breakthroughs</p> <p>1/6 1/1 1/2</p> <p>1/7 1/1</p> <p>3/11 0/0 3/6 7m 5/6</p> <p>4/5 Fast Breaks</p>	<p>12 KARABOUE D</p> <p>0/1 1/1</p> <p>16 OMEYER T</p> <p>1/2 2/3 1/3 4/4 1/2 2/11 2/3 4/11</p>



## MATCH TEAM STATISTICS

参赛队技术统计 / STATISTIQUES DU MATCH PAR ÉQUIPE

**FRA 25 - 23 CRO**

(12 - 11) (13 - 12)

Referees: (23) CHERNEGA I / (24) POLADENKO V (RUS)

### CRO - Croatia

Players		Shots								Offence		Defence		Penalties				TP
No.	Name	G/S	%	6m	Wing	9m	7m	FB	BT	AS	TF	ST	BS	YC	2Min	RC	EX	
1	LOSERT Venio																	7:58
3	SULIC Renato	1/1	100	1/1														11:10
4	BALIC Ivano	3/7	43			2/6			1/1		2							45:27
5	DUVNJAK Domagoj	0/1	0			0/1				1								6:09
6	LACKOVIC Blazenko	0/6	0			0/5			0/1	2	2					1		28:22
9	VORI Igor	1/2	50					1/2		1			2					46:33
10	DOMINIKOVIC Davor												1	1				14:29
11	DZOMBA Mirza	1/3	33				1/3											0:44
13	HORVAT Zlatko	5/7	71		5/6	0/1				1	1							58:55
14	VUKOVIC Drago	3/5	60	1/1		1/3			1/1	2								19:18
17	SPREM Goran	5/7	71		1/2		2/3	2/2					1					53:58
19	METLICIC Petar	2/7	29			2/7				4	2			1				44:38
24	VALCIC Tonci	2/3	67			0/1		1/1	1/1	1	1			1	2			30:17
25	ALILOVIC Mirko																	52:02
	Bench/Team																	
<b>Totals</b>		23/49	47	2/2	6/8	5/24	3/6	4/5	3/4	12	8	0	4	3	3	0	0	

Goalkeepers		Total Shots		6m Shots		Wing Shots		9m Shots		7m Shots		Fast Breaks		Breakthroughs	
No.	Name	S/S	%	S/S	%	S/S	%	S/S	%	S/S	%	S/S	%	S/S	%
1	LOSERT Venio	0/3	0					0/1	0	0/1	0			0/1	0
25	ALILOVIC Mirko	5/27	19	2/8	25	1/2	50	2/9	22	0/3	0	0/3	0	0/2	0
<b>Totals</b>		5/30	17	2/8	25	1/2	50	2/10	20	0/4	0	0/3	0	0/3	0

Team Shots	Goals	Saves	Missed	Post	Blocked	Total	%
6m Shots	2	0	0	0	0	2	100
Wing Shots	6	2	0	0	0	8	75
9m Shots	5	11	1	0	7	24	21
7m Shots	3	3	0	0	n/a	6	50
Fast Breaks	4	1	0	0	0	5	80
Breakthroughs	3	1	0	0	0	4	75
<b>Totals</b>	23	18	1	0	7	49	47

Number of Attacks: 46, Scoring Efficiency: 50%



MATCH TEAM STATISTICS  
 参赛队技术统计 / STATISTIQUES DU MATCH PAR ÉQUIPE

FRA 25 - 23 CRO  
 (12 - 11) (13 - 12)

Referees: (23) CHERNEGA I / (24) POLADENKO V (RUS)

CRO - Croatia

Shots Distribution

Players			Goals / Shots			
3 SULIC R	4 BALIC I	5 DUVNJAK D	6 LACKOVIC B	9 VORI I	10 DOMINIKOVIC D	11 DZOMBA M
1/1	0/1 1/1 0/1 1/1	0/1	0/2	0/1 1/1		0/1 1/1 0/1
	1-Missed		4-Blocked			
13 HORVAT Z	14 VUKOVIC D	17 SPREM G	19 METLICIC P	24 VALCIC T		
1/1 2/2	0/1 2/2	1/1 1/1 0/1 0/1	0/1 0/1 2/4	0/1 1/1 1/1		
1-Blocked	1-Blocked		1-Blocked			

Team	Offence	Defence	Goalkeepers
Goals / Shots			Saves / Shots
2/3 0/4 9/11	5/6 0/0 3/11 1/1 1/7 1/1 1/6 3/6 7m 1/2 4/5 Fast Breaks	3/4 Breakthroughs 3/3 Breakthroughs 3/5 2/5 3/7 3/4 Fast Breaks	0/1 0/1 4/14 0/1 4/4 7m 1/3 1 LOSERT V 0/2 25 ALILOVIC M 0/2 0/2 0/1 0/1 1/2 4/12 0/4 0/3
1-Missed 7-Blocked			

Legend:							
%	Efficiency	2Min	2 Minute Suspensions	6m	6-metre Shots	7m	7-metre Shots
AS	Assists	BS	Blocked Shots	BT	Breakthroughs	EX	Exclusions
G/S	Goals/Shots	n/a	not applicable	RC	Red Cards	S/S	Saves/Shots
TF	Technical Faults	TP	Time Played	Wing	Wing Shots	YC	Yellow Cards
						9m	9-metre Shots
						FB	Fast Breaks
						ST	Steals





## RESULTS

比赛成绩 / RÉSULTATS

### ISL 36 - 30 ESP

(17 - 15) (19 - 15)

Referees: (25) KRSTIC N / (26) LJUBIC P (SLO)

#### RUNNING SCORE

##### ISL - ESP

#### ISL - Iceland

Players		Shots								Penalties			
No.	Name	G/S	%	6m	Wing	9m	7m	FB	BT	YC	2Min	RC	EX
1	GUSTAVSSON Bjorgvin Pall									1			
3	GEIRSSON Logi	7/11	64	1/1		6/9		0/1			1		
5	SIGURDSSON Sigfus	2/2	100	1/1				1/1			2		
6	HALLGRIMSSON Asgeir Orn	3/4	75		1/1	2/3							
7	ATLASON Arnor	0/3	0			0/3					1		
9	SIGURDSSON Gudjon Valur	7/11	64	1/1	1/2	3/4		2/4					
10	GUDJONSSON Snorri Steinn	6/11	55	2/4		3/4	1/1	0/1	0/1				
11	STEFANSSON Olafur	5/8	63	1/1		2/4		1/1	1/2				
14	ASGEIRSSON Sturla												
15	PETERSSON Alexander	2/5	40			0/1		2/4			1		
16	GUDMUNDSSON Hreidar Levy												
17	JAKOBSSON Sverre Andreas									1	2		
18	GUNNARSSON Robert	2/4	50	2/4							1		
19	INGMUNDARSON Ingimundur	2/2	100					2/2		1	1		
	Bench/Team									1			
	Totals	36/61	59	8/12	2/3	16/28	1/1	8/14	1/3	4	9	0	0

Goalkeepers		Saves							
No.	Name	S/S	%	6m	Wing	9m	7m	FB	BT
1	GUSTAVSSON Bjorgvin Pall	15/45	33	2/11	3/9	9/15	0/2	1/5	0/3
16	GUDMUNDSSON Hreidar Levy								
	Totals	15/45	33	2/11	3/9	9/15	0/2	1/5	0/3

#### ESP - Spain

Players		Shots								Penalties			
No.	Name	G/S	%	6m	Wing	9m	7m	FB	BT	YC	2Min	RC	EX
1	HOMBRADOS Jose Javier												
2	ENTRERRIOS Alberto	0/4	0			0/4							
4	ROCAS Albert	7/11	64	2/2	3/6		2/2	0/1					
5	ENTRERRIOS Raul	3/5	60			1/3		1/1	1/1	1			
6	GARABAYA Ruben	2/3	67	2/3							2		
7	PRIETO Carlos	4/6	67	4/5				0/1			3	1	
8	BELAUSTEGUI Jon	3/5	60	1/1		2/4				1			
11	LOZANO Demetrio	1/1	100			1/1							
15	DAVIS David												
16	BARRUFET David												
17	GARCIA Juan	5/7	71	0/1	3/3		0/1	2/2					
18	ROMERO Iker	5/10	50			2/7		1/1	2/2				
21	MALMAGRO Cristian	0/2	0			0/2							
27	TOMAS Victor	0/1	0		0/1								
	Bench/Team												
	Totals	30/55	55	9/12	6/10	6/21	2/3	4/6	3/3	3	5	1	0

Goalkeepers		Saves							
No.	Name	S/S	%	6m	Wing	9m	7m	FB	BT
1	HOMBRADOS Jose Javier	1/8	13	1/1		0/4		0/3	
16	BARRUFET David	18/47	38	3/11	1/3	7/19	0/1	5/10	2/3
	Totals	19/55	35	4/12	1/3	7/23	0/1	5/13	2/3

1st Half	
PETERSSON A	1 (2') 0
GUDJONSSON SS	2 (3') 0
SIGURDSSON GV	3 (3') 0
GUDJONSSON SS	4 (5') 0
PETERSSON A	5 (5') 0
	5 (6') 1 GARABAYA R
GUDJONSSON SS	6 (7') 1
	6 (7') 2 GARCIA J
GUDJONSSON SS	7 (8') 2
	7 (9') 3 ROMERO I
STEFANSSON O	8 (9') 3
	8 (10') 4 ROCAS A
	8 (11') 5 GARCIA J
	8 (11') 6 ENTRERRIOS R
	8 (12') 7 ROMERO I
STEFANSSON O	9 (14') 7
	9 (15') 8 ROMERO I
	9 (16') 9 LOZANO D
GEIRSSON L	10 (18') 9
INGMUNDARSON I	11 (19') 9
HALLGRIMSSON AO	12 (21') 9
HALLGRIMSSON AO	13 (22') 9
	13 (24') 10 GARCIA J
	13 (25') 11 GARCIA J
	13 (26') 12 PRIETO C
	13 (27') 13 PRIETO C
STEFANSSON O	14 (27') 13
GUDJONSSON SS	15 (28') 13
	15 (28') 14 PRIETO C
SIGURDSSON GV	16 (29') 14
	16 (30') 15 ROMERO I
GUDJONSSON SS	17 (30') 15
2nd Half	
INGMUNDARSON I	18 (31') 15
	18 (32') 16 BELAUSTEGUI J
	18 (33') 17 ROCAS A
GEIRSSON L	19 (34') 17
	19 (34') 18 ROCAS A
HALLGRIMSSON AO	20 (35') 18
	20 (35') 19 PRIETO C
SIGURDSSON GV	21 (36') 19
	21 (36') 20 BELAUSTEGUI J
GEIRSSON L	22 (37') 20
SIGURDSSON GV	23 (38') 20
SIGURDSSON S	24 (39') 20
	24 (40') 21 GARABAYA R
SIGURDSSON GV	25 (41') 21
	25 (41') 22 ROCAS A
GEIRSSON L	26 (42') 22
STEFANSSON O	27 (43') 22
	27 (44') 23 ROCAS A
	27 (45') 24 ENTRERRIOS R
GEIRSSON L	28 (46') 24
GUNNARSSON R	29 (47') 24
GEIRSSON L	30 (48') 24
	30 (48') 25 BELAUSTEGUI J
GEIRSSON L	31 (51') 25
	31 (51') 26 ROCAS A
GUNNARSSON R	32 (53') 26
SIGURDSSON GV	33 (53') 26
	33 (54') 27 ROCAS A
	33 (54') 28 GARCIA J
	33 (57') 29 ROMERO I
SIGURDSSON S	34 (58') 29
	34 (59') 30 ENTRERRIOS R
SIGURDSSON GV	35 (60') 30
STEFANSSON O	36 (60') 30

Legend:									
%	Efficiency	2Min	2 Minute Suspensions	6m	6-metre Shots	7m	7-metre Shots	9m	9-metre Shots
BT	Breakthroughs	EX	Exclusions	FB	Fast Breaks	G/S	Goals/Shots	RC	Red Cards
S/S	Saves/Shots	Wing	Wing Shots	YC	Yellow Cards				



### MATCH TEAM STATISTICS

参赛队技术统计 / STATISTIQUES DU MATCH PAR ÉQUIPE

**ISL 36 - 30 ESP**  
 (17 - 15) (19 - 15)

Referees: (25) KRSTIC N / (26) LJUBIC P (SLO)

#### ISL - Iceland

No.	Name	Shots								Offence		Defence		Penalties				TP
		G/S	%	6m	Wing	9m	7m	FB	BT	AS	TF	ST	BS	YC	2Min	RC	EX	
1	GUSTAVSSON Bjorgvin Pall													1				60:00
3	GEIRSSON Logi	7/11	64	1/1		6/9		0/1		1	2	1			1			38:36
5	SIGURDSSON Sigfus	2/2	100	1/1				1/1				1			2			17:32
6	HALLGRIMSSON Asgeir Orn	3/4	75		1/1	2/3				1	1							36:03
7	ATLASON Amor	0/3	0			0/3					2				1			23:57
9	SIGURDSSON Gudjon Valur	7/11	64	1/1	1/2	3/4		2/4		2	3	1						60:00
10	GUDJONSSON Snorri Steinn	6/11	55	2/4		3/4	1/1	0/1	0/1	1								30:17
11	STEFANSSON Olafur	5/8	63	1/1		2/4		1/1	1/2	9	2							54:08
14	ASGEIRSSON Sturla																	
15	PETERSSON Alexander	2/5	40			0/1		2/4			2	3			1			32:13
16	GUDMUNDSSON Hreidar Levy																	
17	JAKOBSSON Sverre Andreas										1	1		1	2			21:33
18	GUNNARSSON Robert	2/4	50	2/4							1				1			24:49
19	INGIMUNDARSON Ingimundur	2/2	100					2/2						1	1			20:52
	Bench/Team										1			1				
<b>Totals</b>		36/61	59	8/12	2/3	16/28	1/1	8/14	1/3	14	15	6	1	4	9	0	0	

No.	Name	Total Shots		6m Shots		Wing Shots		9m Shots		7m Shots		Fast Breaks		Breakthroughs	
		S/S	%	S/S	%	S/S	%	S/S	%	S/S	%	S/S	%	S/S	%
1	GUSTAVSSON Bjorgvin Pall	15/45	33	2/11	18	3/9	33	9/15	60	0/2	0	1/5	20	0/3	0
16	GUDMUNDSSON Hreidar Levy														
<b>Totals</b>		15/45	33	2/11	18	3/9	33	9/15	60	0/2	0	1/5	20	0/3	0

Team Shots	Goals	Saves	Missed	Post	Blocked	Total	%
6m Shots	8	4	0	0	0	12	67
Wing Shots	2	1	0	0	0	3	67
9m Shots	16	7	1	0	4	28	57
7m Shots	1	0	0	0	n/a	1	100
Fast Breaks	8	5	1	0	0	14	57
Breakthroughs	1	2	0	0	0	3	33
<b>Totals</b>	36	19	2	0	4	61	59

Number of Attacks: 65, Scoring Efficiency: 55%



**MATCH TEAM STATISTICS**  
 参赛队技术统计 / STATISTIQUES DU MATCH PAR ÉQUIPE

**ISL 36 - 30 ESP**  
 (17 - 15) (19 - 15)

Referees: (25) KRSTIC N / (26) LJUBIC P (SLO)

**ISL - Iceland**

**Shots Distribution**

Players			Goals / Shots			
3 GEIRSSON L	5 SIGURDSSON S	6 HALLGRIMSSON AO	7 ATLASON A	9 SIGURDSSON GV	10 GUDJONSSON SS	11 STEFANSSON O
1/2	0/1	1/1	0/1	1/1	0/1	2/2
5/5	1/2	1/1	1/1	2/2	1/1	2/3
1-Blocked		1-Blocked	1-Missed	1-Blocked	1-Missed	1-Blocked
14 ASGEIRSSON S	15 PETERSSON A	17 JAKOBSSON SA	18 GUNNARSSON R	19 INGIMUNDARSON I		
	0/1		0/1	1/1		
	0/1	1/1				
		1/2	0/1	2/2	1/1	

Team	Offence	Defence	Goalkeepers
Goals / Shots			Saves / Shots
4/5	1/3 Breakthroughs	3/3 Breakthroughs	1/4
0/2	1/1	2/5	1/1
3/5	3/3	0/1	2/6
1/3	6/10	8/10	2/5
0/2	8/16	2/9	2/4
2/3	5/9	2/7	4/9
12/13	1/1 7m	1/1 7m	1/7
2-Missed	1/2	4/6 Fast Breaks	2/9
4-Blocked	8/14 Fast Breaks	3/7	2/6
			2/4
			2/9
			1 GUSTAVSSON BP
			1/4
			1/1
			2/6
			2/5
			2/4
			4/9
			1/7
			2/9
			16 GUDMUNDSSON HL



**MATCH TEAM STATISTICS**  
 参赛队技术统计 / STATISTIQUES DU MATCH PAR ÉQUIPE

**ISL 36 - 30 ESP**  
 (17 - 15) (19 - 15)

Referees: (25) KRSTIC N / (26) LJUBIC P (SLO)

**ESP - Spain**

No.	Name	Shots								Offence		Defence		Penalties				TP
		G/S	%	6m	Wing	9m	7m	FB	BT	AS	TF	ST	BS	YC	2Min	RC	EX	
1	HOMBRADOS Jose Javier																	9:06
2	ENTRERRIOS Alberto	0/4	0			0/4				1		1						9:18
4	ROCAS Albert	7/11	64	2/2	3/6		2/2	0/1			1							54:58
5	ENTRERRIOS Raul	3/5	60			1/3		1/1	1/1	6	2			1				45:56
6	GARABAYA Ruben	2/3	67	2/3						1	3			1	2			45:01
7	PRIETO Carlos	4/6	67	4/5				0/1			1		3		3	1		27:23
8	BELAUSTEGUI Jon	3/5	60	1/1		2/4				3	2			1				50:07
11	LOZANO Demetrio	1/1	100			1/1					1		1					18:31
15	DAVIS David																	14:07
16	BARRUFET David																	50:54
17	GARCIA Juan	5/7	71	0/1	3/3		0/1	2/2		1								40:46
18	ROMERO Iker	5/10	50			2/7		1/1	2/2	4	3							38:48
21	MALMAGRO Cristian	0/2	0			0/2					1							10:03
27	TOMAS Victor	0/1	0		0/1													5:02
	Bench/Team																	
	<b>Totals</b>	30/55	55	9/12	6/10	6/21	2/3	4/6	3/3	16	14	1	4	3	5	1	0	

No.	Name	Total Shots		6m Shots		Wing Shots		9m Shots		7m Shots		Fast Breaks		Breakthroughs	
		S/S	%	S/S	%	S/S	%	S/S	%	S/S	%	S/S	%	S/S	%
1	HOMBRADOS Jose Javier	1/8	13	1/1	100			0/4	0			0/3	0		
16	BARRUFET David	18/47	38	3/11	27	1/3	33	7/19	37	0/1	0	5/10	50	2/3	67
	<b>Totals</b>	19/55	35	4/12	33	1/3	33	7/23	30	0/1	0	5/13	38	2/3	67

Team Shots	Goals	Saves	Missed	Post	Blocked	Total	%
6m Shots	9	2	1	0	0	12	75
Wing Shots	6	3	0	1	0	10	60
9m Shots	6	9	2	3	1	21	29
7m Shots	2	0	0	1	n/a	3	67
Fast Breaks	4	1	0	1	0	6	67
Breakthroughs	3	0	0	0	0	3	100
<b>Totals</b>	30	15	3	6	1	55	55

Number of Attacks: 66, Scoring Efficiency: 45%



**MATCH TEAM STATISTICS**  
 参赛队技术统计 / STATISTIQUES DU MATCH PAR ÉQUIPE

**ISL 36 - 30 ESP**  
 (17 - 15) (19 - 15)

Referees: (25) KRSTIC N / (26) LJUBIC P (SLO)

**ESP - Spain**

**Shots Distribution**

Players			Goals / Shots			
2 ENTRERRIOS A	4 ROCAS A	5 ENTRERRIOS R	6 GARABAYA R	7 PRIETO C	8 BELAUSTEGUI J	11 LOZANO D
0/1	2/2 1/2 0/1 3/3 1/1	0/1 1/1 2/3	1/1 1/1	1/1 0/1 0/1 1/1	2/2 1/1	1/1
1-Missed 1-Post 1-Blocked	2-Post		1-Missed		1-Missed 1-Post	
15 DAVIS D	17 GARCIA J	18 ROMERO I	21 MALMAGRO C	27 TOMAS V		
0/1	0/1 0/1 3/3 2/2	0/1 0/1 1/1 2/2 0/1 2/3	0/1	0/1		
	1-Post	1-Post				

Team	Offence	Defence	Goalkeepers
Goals / Shots			Saves / Shots
3/4 3/5 5/9 3-Missed 6-Post 1-Blocked			1/5 2/2 2/5 2/3 2/2 1/3 1/13 4/6 4/16 1 HOMBRADOS JJ 0/1 0/1 0/4 1/1 0/1 16 BARRUFET D 1/4 2/2 2/4 2/3 2/2 1/3 1/9 3/5 4/15

<b>Legend:</b>	% Efficiency	<b>2Min</b> 2 Minute Suspensions	<b>6m</b> 6-metre Shots	<b>7m</b> 7-metre Shots	<b>9m</b> 9-metre Shots
<b>AS</b> Assists	<b>BS</b> Blocked Shots	<b>BT</b> Breakthroughs	<b>EX</b> Exclusions	<b>FB</b> Fast Breaks	<b>ST</b> Steals
<b>G/S</b> Goals/Shots	<b>n/a</b> not applicable	<b>RC</b> Red Cards	<b>S/S</b> Saves/Shots		
<b>TF</b> Technical Faults	<b>TP</b> Time Played	<b>Wing</b> Wing Shots	<b>YC</b> Yellow Cards		





**RESULTS**  
比赛成绩 / RÉSULTATS  
**DEN 37 - 26 KOR**  
(15 - 13) (22 - 13)

Referees: (1) AIRES MENEZES J / (2) APARECIDO PINTO R (BRA)

**RUNNING SCORE**

**DEN - KOR**

**DEN - Denmark**

Players		Shots								Penalties			
No.	Name	G/S	%	6m	Wing	9m	7m	FB	BT	YC	2Min	RC	EX
1	HVIDT Kasper												
4	BOESEN Lasse												
6	JOERGENSEN Lars Troels	1/1	100					1/1		1	1		
7	JENSEN Jesper	4/5	80	1/1		1/1		1/1	1/2	1	1		
9	CHRISTIANSEN Lars Roslyng	7/8	88		3/4		1/1	3/3					
12	HENRIKSEN Peter												
13	SPELLERBERG Bo	0/2	0					0/2					
15	HANSEN Mikkel	8/10	80	0/1		7/8			1/1				
19	NOEDDESBO Jesper	6/7	86	4/4				2/3		1	2		
22	SARUP Kasper Soendergaard	4/4	100			3/3			1/1				
23	BOLDSEN Joachim Rietveld												
24	LINDBERG Hans Ottar	7/7	100		3/3	1/1		1/1	2/2				
25	BRUUN JOERGENSEN Klavs	0/1	0			0/1							
	Bench/Team												
Totals		37/45	82	5/6	6/7	12/14	1/1	8/11	5/6	3	4	0	0

Goalkeepers		Saves							
No.	Name	S/S	%	6m	Wing	9m	7m	FB	BT
1	HVIDT Kasper	0/10	0	0/3		0/4	0/1	0/2	
12	HENRIKSEN Peter	11/27	41	1/4	0/1	10/17		0/4	0/1
Totals		11/37	30	1/7	0/1	10/21	0/1	0/6	0/1

**KOR - Korea**

Players		Shots								Penalties			
No.	Name	G/S	%	6m	Wing	9m	7m	FB	BT	YC	2Min	RC	EX
1	HAN Kyungtai												
2	JEONG Yikyong	4/9	44			4/9							
6	KIM Teawan												
7	JUNG Suyoung	4/11	36		1/1	2/9		1/1					
8	PARK Junggeu	5/6	83	4/5				1/1		1	1		
10	PARK Chanyong												
13	YOON Kyungshin	1/4	25			1/4							
14	CHO Chihyo												
15	LEE Teayoung	1/1	100	1/1						1			
16	KANG Ilkoo												
17	LEE Jaewoo	1/1	100						1/1				
18	PAEK Wonchul												
20	KO Kyungsoo	10/16	63	1/1		4/10	1/1	4/4					
23	YOON Kyungmin	0/2	0		0/1	0/1							
	Bench/Team												
Totals		26/50	52	6/7	1/2	11/33	1/1	6/6	1/1	2	1	0	0

Goalkeepers		Saves							
No.	Name	S/S	%	6m	Wing	9m	7m	FB	BT
1	HAN Kyungtai	1/12	8	0/1	0/3	0/3		1/2	0/3
16	KANG Ilkoo	3/29	10	1/5	0/3	1/10	0/1	1/8	0/2
Totals		4/41	10	1/6	0/6	1/13	0/1	2/10	0/5

		1st Half			
NOEDDESBO J		1 (1') 0			
CHRISTIANSEN LR		2 (3') 0			
CHRISTIANSEN LR	JEONG Y	2 (4') 1			
CHRISTIANSEN LR		3 (5') 1			
CHRISTIANSEN LR	JUNG S	3 (5') 2			
CHRISTIANSEN LR	JEONG Y	3 (6') 3			
LINDBERG HO		4 (6') 3			
LINDBERG HO		5 (8') 3			
LINDBERG HO	KO K	5 (8') 4			
LINDBERG HO		6 (11') 4			
LINDBERG HO	KO K	6 (11') 5			
LINDBERG HO	PARK J	6 (12') 6			
LINDBERG HO	KO K	6 (13') 7			
SARUP KS		7 (13') 7			
LINDBERG HO	KO K	7 (14') 8			
LINDBERG HO	PARK J	7 (15') 9			
LINDBERG HO	PARK J	7 (17') 10			
LINDBERG HO		8 (18') 10			
NOEDDESBO J		9 (19') 10			
LINDBERG HO	KO K	9 (19') 11			
LINDBERG HO		10 (22') 11			
JENSEN J		11 (24') 11			
CHRISTIANSEN LR		12 (25') 11			
NOEDDESBO J		13 (26') 11			
LINDBERG HO	JUNG S	13 (28') 12			
HANSEN M		14 (29') 12			
LINDBERG HO	JEONG Y	14 (29') 13			
LINDBERG HO		15 (30') 13			

		2nd Half			
LINDBERG HO	KO K	15 (31') 14			
LINDBERG HO	LEE T	15 (33') 15			
HANSEN M		16 (33') 15			
HANSEN M		17 (34') 15			
JENSEN J		18 (36') 15			
LINDBERG HO	JEONG Y	18 (37') 16			
HANSEN M		19 (38') 16			
LINDBERG HO		20 (39') 16			
JENSEN J		21 (40') 16			
LINDBERG HO	LEE J	21 (40') 17			
HANSEN M		22 (41') 17			
CHRISTIANSEN LR		23 (42') 17			
CHRISTIANSEN LR	KO K	23 (43') 18			
NOEDDESBO J		24 (43') 18			
CHRISTIANSEN LR	KO K	24 (44') 19			
NOEDDESBO J	JUNG S	24 (44') 20			
NOEDDESBO J		25 (44') 20			
NOEDDESBO J	JUNG S	25 (45') 21			
CHRISTIANSEN LR		26 (46') 21			
CHRISTIANSEN LR	KO K	26 (47') 22			
CHRISTIANSEN LR		27 (48') 22			
CHRISTIANSEN LR	YOON K	27 (49') 23			
NOEDDESBO J		28 (49') 23			
JOERGENSEN LT		29 (50') 23			
CHRISTIANSEN LR	PARK J	29 (51') 24			
SARUP KS		30 (52') 24			
HANSEN M		31 (53') 24			
JENSEN J		32 (54') 24			
CHRISTIANSEN LR	KO K	32 (55') 25			
HANSEN M		33 (56') 25			
CHRISTIANSEN LR	PARK J	33 (56') 26			
SARUP KS		34 (57') 26			
HANSEN M		35 (58') 26			
SARUP KS		36 (59') 26			
CHRISTIANSEN LR		37 (60') 26			

<b>Legend:</b>	<b>%</b> Efficiency	<b>2Min</b> 2 Minute Suspensions	<b>6m</b> 6-metre Shots	<b>7m</b> 7-metre Shots	<b>9m</b> 9-metre Shots
<b>BT</b> Breakthroughs	<b>EX</b> Exclusions	<b>FB</b> Fast Breaks	<b>G/S</b> Goals/Shots	<b>RC</b> Red Cards	
<b>S/S</b> Saves/Shots	<b>Wing</b> Wing Shots	<b>YC</b> Yellow Cards			



### MATCH TEAM STATISTICS

参赛队技术统计 / STATISTIQUES DU MATCH PAR ÉQUIPE

## DEN 37 - 26 KOR

(15 - 13) (22 - 13)

Referees: (1) AIRES MENEZES J / (2) APARECIDO PINTO R (BRA)

### DEN - Denmark

No.	Name	Shots								Offence		Defence		Penalties			TP	
		G/S	%	6m	Wing	9m	7m	FB	BT	AS	TF	ST	BS	YC	2Min	RC		EX
1	HVIDT Kasper																	16:56
4	BOESEN Lasse																	
6	JOERGENSEN Lars Troels	1/1	100					1/1		1	1		3	1	1			33:17
7	JENSEN Jesper	4/5	80	1/1		1/1		1/1	1/2	6	2		2	1	1			57:07
9	CHRISTIANSEN Lars Roslyng	7/8	88		3/4			1/1	3/3		1							60:00
12	HENRIKSEN Peter									2								43:04
13	SPELLERBERG Bo	0/2	0					0/2		2	1							15:28
15	HANSEN Mikkel	8/10	80	0/1		7/8			1/1	3		1						26:02
19	NOEDDESBO Jesper	6/7	86	4/4					2/3	1	3	1	3	1	2			58:12
22	SARUP Kasper Soendergaard	4/4	100			3/3				1/1	2	2						13:35
23	BOLDBSEN Joachim Rietveld									1		3						21:42
24	LINDBERG Hans Ottar	7/7	100		3/3	1/1		1/1	2/2	1	1	1						60:00
25	BRUUN JOERGENSEN Klavs	0/1	0			0/1					2							14:37
	Bench/Team																	
<b>Totals</b>		37/45	82	5/6	6/7	12/14	1/1	8/11	5/6	19	13	6	8	3	4	0	0	

No.	Name	Total Shots		6m Shots		Wing Shots		9m Shots		7m Shots		Fast Breaks		Breakthroughs	
		S/S	%	S/S	%	S/S	%	S/S	%	S/S	%	S/S	%	S/S	%
1	HVIDT Kasper	0/10	0	0/3	0			0/4	0	0/1	0	0/2	0		
12	HENRIKSEN Peter	11/27	41	1/4	25	0/1	0	10/17	59			0/4	0	0/1	0
<b>Totals</b>		11/37	30	1/7	14	0/1	0	10/21	48	0/1	0	0/6	0	0/1	0

Team Shots	Goals	Saves	Missed	Post	Blocked	Total	%
6m Shots	5	1	0	0	0	6	83
Wing Shots	6	0	0	1	0	7	86
9m Shots	12	1	0	0	1	14	86
7m Shots	1	0	0	0	n/a	1	100
Fast Breaks	8	2	1	0	0	11	73
Breakthroughs	5	0	1	0	0	6	83
<b>Totals</b>	37	4	2	1	1	45	82

Number of Attacks: 57, Scoring Efficiency: 65%



**MATCH TEAM STATISTICS**  
 参赛队技术统计 / STATISTIQUES DU MATCH PAR ÉQUIPE

**DEN 37 - 26 KOR**  
 (15 - 13) (22 - 13)

Referees: (1) AIRES MENEZES J / (2) APARECIDO PINTO R (BRA)

**DEN - Denmark**

**Shots Distribution**

Players			Goals / Shots			
4 BOESEN L	6 JOERGENSEN LT	7 JENSEN J	9 CHRISTIANSEN LR	13 SPELLERBERG B	15 HANSEN M	19 NOEDDESBO J
		1/1	2/2 1/1 2/2		1/1 2/2	1/1 1/1
			1/1	0/1	2/2 0/1	1/2
	1/1	1/1 2/2			3/3	1/1 2/2
		1-Missed	1-Post	1-Missed	1-Blocked	
22 SARUP KS	23 BOLDSSEN JR	24 LINDBERG HO	25 BRUUN JOERGENSEN K			
1/1		1/1 2/2				
1/1		1/1 1/1 2/2	0/1			

Team	Offence	Defence	Goalkeepers																																				
Goals / Shots			Saves / Shots																																				
<table border="1"> <tr><td>6/6</td><td>3/3</td><td>6/6</td></tr> <tr><td>4/5</td><td></td><td>1/3</td></tr> <tr><td>8/8</td><td>1/2</td><td>8/8</td></tr> </table> <p>2-Missed 1-Post 1-Blocked</p>	6/6	3/3	6/6	4/5		1/3	8/8	1/2	8/8	<p>5/6 Breakthroughs        8/11 Fast Breaks        3/3, 0/1, 3/5, 5/5, 4/4, 1/1 7m, 0/0, 5/5, 3/4</p>	<p>1/1 Breakthroughs        6/6 Fast Breaks        3/8, 4/4, 0/1, 7/19, 1/2, 1/6, 1/1, 1/1 7m, 1/1</p>	<table border="1"> <tr><td>1/3</td><td>0/1</td><td>1/4</td></tr> <tr><td></td><td>1/1</td><td>1/2</td></tr> <tr><td>3/12</td><td>0/2</td><td>4/12</td></tr> </table> <p>1 HVIDT K</p> <table border="1"> <tr><td>0/1</td><td></td><td>0/1</td></tr> <tr><td></td><td></td><td>0/1</td></tr> <tr><td>0/4</td><td></td><td>0/3</td></tr> </table> <p>12 HENRIKSEN P</p> <table border="1"> <tr><td>1/2</td><td>0/1</td><td>1/3</td></tr> <tr><td></td><td>1/1</td><td>1/1</td></tr> <tr><td>3/8</td><td>0/2</td><td>4/9</td></tr> </table>	1/3	0/1	1/4		1/1	1/2	3/12	0/2	4/12	0/1		0/1			0/1	0/4		0/3	1/2	0/1	1/3		1/1	1/1	3/8	0/2	4/9
6/6	3/3	6/6																																					
4/5		1/3																																					
8/8	1/2	8/8																																					
1/3	0/1	1/4																																					
	1/1	1/2																																					
3/12	0/2	4/12																																					
0/1		0/1																																					
		0/1																																					
0/4		0/3																																					
1/2	0/1	1/3																																					
	1/1	1/1																																					
3/8	0/2	4/9																																					



### MATCH TEAM STATISTICS

参赛队技术统计 / STATISTIQUES DU MATCH PAR ÉQUIPE

## DEN 37 - 26 KOR

(15 - 13) (22 - 13)

Referees: (1) AIRES MENEZES J / (2) APARECIDO PINTO R (BRA)

### KOR - Korea

No.	Name	Shots								Offence		Defence		Penalties			TP	
		G/S	%	6m	Wing	9m	7m	FB	BT	AS	TF	ST	BS	YC	2Min	RC		EX
1	HAN Kyungtai																	18:59
2	JEONG Yikyeong	4/9	44			4/9					4		1					56:39
6	KIM Teawan																	8:38
7	JUNG Suyoung	4/11	36		1/1	2/9		1/1		2	2	1						54:49
8	PARK Junggeu	5/6	83	4/5				1/1		1	1	1		1	1			57:31
10	PARK Chanyong																	1:59
13	YOON Kyungshin	1/4	25			1/4				1								24:38
14	CHO Chihyo									1								25:50
15	LEE Teayoung	1/1	100	1/1						1	4	1		1				40:14
16	KANG Ilkoo																	41:01
17	LEE Jaewoo	1/1	100						1/1		2							36:39
18	PAEK Wonchul																	
20	KO Kyungsoo	10/16	63	1/1		4/10	1/1	4/4		3	1							48:35
23	YOON Kyungmin	0/2	0		0/1	0/1												4:28
	Bench/Team																	
<b>Totals</b>		26/50	52	6/7	1/2	11/33	1/1	6/6	1/1	9	14	3	1	2	1	0	0	

No.	Name	Total Shots		6m Shots		Wing Shots		9m Shots		7m Shots		Fast Breaks		Breakthroughs	
		S/S	%	S/S	%	S/S	%	S/S	%	S/S	%	S/S	%	S/S	%
1	HAN Kyungtai	1/12	8	0/1	0	0/3	0	0/3	0			1/2	50	0/3	0
16	KANG Ilkoo	3/29	10	1/5	20	0/3	0	1/10	10	0/1	0	1/8	13	0/2	0
<b>Totals</b>		4/41	10	1/6	17	0/6	0	1/13	8	0/1	0	2/10	20	0/5	0

Team Shots	Goals	Saves	Missed	Post	Blocked	Total	%
6m Shots	6	1	0	0	0	7	86
Wing Shots	1	0	0	1	0	2	50
9m Shots	11	10	2	2	8	33	33
7m Shots	1	0	0	0	n/a	1	100
Fast Breaks	6	0	0	0	0	6	100
Breakthroughs	1	0	0	0	0	1	100
<b>Totals</b>	26	11	2	3	8	50	52

Number of Attacks: 56, Scoring Efficiency: 46%



### MATCH TEAM STATISTICS

参赛队技术统计 / STATISTIQUES DU MATCH PAR ÉQUIPE

## DEN 37 - 26 KOR

(15 - 13) (22 - 13)

Referees: (1) AIRES MENEZES J / (2) APARECIDO PINTO R (BRA)

### KOR - Korea

### Shots Distribution

Players		
Goals / Shots		
2 JEONG Y	6 KIM T	7 JUNG S
2/2		0/1
1-Missed 2-Post	1-Blocked	4-Blocked
8 PARK J	10 PARK C	13 YOON K
1/1	1/1	1/1
2/3		0/1
		1-Blocked
15 LEE T	17 LEE J	18 PAEK W
1/1	1/1	
20 KO K	23 YOON K	
2/3	1/2	
3/4	1/1	2/3
1-Blocked	1-Post	1-Blocked

Team	Offence	Defence	Goalkeepers
Goals / Shots			Saves / Shots
2/3	1/1	3/4	0/6
	0/1	1/2	1/5
9/12	2/2	8/12	0/8
2-Missed 3-Post 8-Blocked	<p>1/1 Breakthroughs</p> <p>1/6</p> <p>1/1</p> <p>1/2 7/19</p> <p>1/1 7m</p> <p>4/4 3/8</p> <p>0/1</p> <p>6/6 Fast Breaks</p>	<p>5/6 Breakthroughs</p> <p>5/5</p> <p>0/0</p> <p>3/4</p> <p>4/4</p> <p>5/5</p> <p>3/5</p> <p>0/1</p> <p>1/1 7m</p> <p>3/3</p> <p>8/11 Fast Breaks</p>	<p>0/3</p> <p>0/6</p>
			2/3
			0/8
			1 HAN K
			0/2
			0/2
			0/3
			1/1
			0/3
			16 KANG I
			0/4
			0/1
			0/3
			1/5
			1/2
			0/5
			1/2
			0/7

Legend:			
%	Efficiency	2Min	2 Minute Suspensions
AS	Assists	BS	Blocked Shots
G/S	Goals/Shots	n/a	not applicable
TF	Technical Faults	TP	Time Played
6m	6-metre Shots	BT	Breakthroughs
RC	Red Cards	EX	Exclusions
Wing	Wing Shots	S/S	Saves/Shots
7m	7-metre Shots	YC	Yellow Cards
9m	9-metre Shots	FB	Fast Breaks
		ST	Steals



**RESULTS**

比赛成绩 / RÉSULTATS

**RUS 28 - 29 POL**

(15 - 14) (13 - 15)

Referees: (15) KARBAS-CHI M / (16) KOLAHDOUZAN M (IRI)

**RUNNING SCORE**

**RUS - POL**

**RUS - Russian Fed.**

Players		Shots								Penalties			
No.	Name	G/S	%	6m	Wing	9m	7m	FB	BT	YC	2Min	RC	EX
1	GRAMS Oleg												
2	FILIPPOV Vasily	1/4	25			1/3			0/1				
6	KRIVOSHLYKOV Denis												
8	EVDOKIMOV Egor	1/2	50	1/2						1			
10	CHERNOIVANOV Alexander	0/4	0	0/4									
15	RASTVORTSEV Alexey										1		
16	KOSTYGOV Alexey												
17	KAMANIN Alexey	7/15	47	0/1		5/12		1/1	1/1	1			
19	ASLANYAN Samvel	1/2	50			1/2					1		
23	KOKSHAROV Eduard	10/11	91		6/7	1/1	2/2	1/1					
25	KOVALEV Dmitry	3/7	43		3/6	0/1					1		
31	DIBIROV Timur	0/1	0	0/1									
35	IGROPULO Konstantin	5/8	63		1/1	3/6		1/1			2		
77	IVANOV Vitaly	0/2	0			0/2				1			
	Bench/Team									1			
	Totals	28/56	50	1/8	10/14	11/27	2/2	3/3	1/2	4	5	0	0

Goalkeepers		Saves							
No.	Name	S/S	%	6m	Wing	9m	7m	FB	BT
1	GRAMS Oleg	12/34	35	2/4	0/3	4/10	1/4	5/12	0/1
16	KOSTYGOV Alexey	6/13	46	4/6		1/2	0/2	1/2	0/1
	Totals	18/47	38	6/10	0/3	5/12	1/6	6/14	0/2

**POL - Poland**

Players		Shots								Penalties			
No.	Name	G/S	%	6m	Wing	9m	7m	FB	BT	YC	2Min	RC	EX
1	SZMAL Slawomir												
2	JASZKA Bartlomiej	1/2	50	1/2									
3	LIJEWSKI Krzysztof	2/6	33	0/2		1/3		1/1		1	2		
5	JACHLEWSKI Mateusz	2/5	40	0/1	0/1			2/3					
6	TKACZYK Grzegorz	4/4	100			4/4							
8	BIELECKI Karol	1/3	33			1/3							
9	SIODMIAK Artur									1			
13	JURECKI Bartosz	3/9	33	2/6				1/3		1			
14	JURASIK Mariusz	6/10	60		3/3	1/2		1/4	1/1				
15	JURECKI Michal	4/8	50	1/1		0/3		2/3	1/1		1		
16	WICHARY Marcin												
19	TLUCZYNSKI Tomasz	1/5	20				0/2	1/3					
22	LIJEWSKI Marcin	5/5	100				5/5				1		
28	PIWKO Pawel												
	Bench/Team									1			
	Totals	29/57	51	4/12	3/4	7/15	5/7	8/17	2/2	4	4	0	0

Goalkeepers		Saves							
No.	Name	S/S	%	6m	Wing	9m	7m	FB	BT
1	SZMAL Slawomir	18/42	43	7/8	4/12	6/15	0/2	0/3	1/2
16	WICHARY Marcin	0/4	0		0/2	0/2			
	Totals	18/46	39	7/8	4/14	6/17	0/2	0/3	1/2

**1st Half**

0 (1') 1	JURASIK M
0 (2') 2	LIJEWSKI K
1 (3') 2	KAMANIN A
2 (3') 2	FILIPPOV V
3 (6') 2	IGROPULO K
4 (7') 2	KOVALEV D
4 (7') 3	TLUCZYNSKI T
5 (8') 3	IGROPULO K
5 (9') 4	JACHLEWSKI M
6 (11') 4	KOKSHAROV E
6 (13') 5	TKACZYK G
7 (13') 5	KOKSHAROV E
8 (14') 5	KAMANIN A
9 (16') 5	KOKSHAROV E
10 (17') 5	KOVALEV D
11 (18') 5	ASLANYAN S
12 (20') 5	KAMANIN A
12 (20') 6	LIJEWSKI M
13 (21') 6	KAMANIN A
13 (22') 7	BIELECKI K
13 (23') 8	JURECKI M
14 (23') 8	KOVALEV D
14 (24') 9	JURASIK M
14 (25') 10	JURECKI M
14 (26') 11	LIJEWSKI K
14 (28') 12	JURECKI M
14 (29') 13	LIJEWSKI M
15 (29') 13	KAMANIN A
15 (30') 14	JURECKI B

**2nd Half**

16 (31') 14	KOKSHAROV E
16 (32') 15	TKACZYK G
17 (32') 15	KOKSHAROV E
17 (33') 16	LIJEWSKI M
17 (34') 17	JURECKI M
17 (35') 18	JURASIK M
18 (35') 18	KAMANIN A
18 (38') 19	JURASIK M
18 (38') 20	JURECKI B
19 (39') 20	KOKSHAROV E
19 (40') 21	TKACZYK G
20 (41') 21	KOKSHAROV E
20 (42') 22	JURASIK M
21 (43') 22	KOKSHAROV E
21 (44') 23	LIJEWSKI M
22 (45') 23	IGROPULO K
23 (46') 23	IGROPULO K
24 (47') 23	IGROPULO K
24 (48') 24	JURECKI B
25 (49') 24	KOKSHAROV E
25 (50') 25	JURASIK M
26 (52') 25	KOKSHAROV E
26 (53') 26	JACHLEWSKI M
26 (54') 27	LIJEWSKI M
26 (55') 28	JASZKA B
27 (56') 28	EVDOKIMOV E
27 (57') 29	TKACZYK G
28 (58') 29	KAMANIN A

Legend:	
%	Efficiency
BT	Breakthroughs
S/S	Saves/Shots
2Min	2 Minute Suspensions
EX	Exclusions
Wing	Wing Shots
6m	6-metre Shots
FB	Fast Breaks
YC	Yellow Cards
7m	7-metre Shots
G/S	Goals/Shots
9m	9-metre Shots
RC	Red Cards



### MATCH TEAM STATISTICS

参赛队技术统计 / STATISTIQUES DU MATCH PAR ÉQUIPE

## RUS 28 - 29 POL

(15 - 14) (13 - 15)

Referees: (15) KARBAS-CHI M / (16) KOLAHDOUZAN M (IRI)

### RUS - Russian Fed.

No.	Name	Shots								Offence		Defence		Penalties				TP
		G/S	%	6m	Wing	9m	7m	FB	BT	AS	TF	ST	BS	YC	2Min	RC	EX	
1	GRAMS Oleg																	43:13
2	FILIPPOV Vasily	1/4	25			1/3				0/1		1						19:23
6	KRIVOSHLYKOV Denis																	
8	EVDOKIMOV Egor	1/2	50	1/2										1				24:18
10	CHERNOIVANOV Alexander	0/4	0	0/4							1							39:43
15	RASTVORTSEV Alexey											1			1			7:39
16	KOSTYGOV Alexey									1	1							16:47
17	KAMANIN Alexey	7/15	47	0/1		5/12		1/1	1/1	7				1				54:08
19	ASLANYAN Samvel	1/2	50			1/2				2					1			20:58
23	KOKSHAROV Eduard	10/11	91		6/7	1/1	2/2	1/1		1	4	1						57:39
25	KOVALEV Dmitry	3/7	43		3/6	0/1					1				1			56:44
31	DIBIROV Timur	0/1	0	0/1														2:21
35	IGROPULO Konstantin	5/8	63		1/1	3/6		1/1		1	2				2			36:30
77	IVANOV Vitaly	0/2	0			0/2				1		1		1				40:37
	Bench/Team													1				
<b>Totals</b>		28/56	50	1/8	10/14	11/27	2/2	3/3	1/2	14	9	2	1	4	5	0	0	

No.	Name	Total Shots		6m Shots		Wing Shots		9m Shots		7m Shots		Fast Breaks		Breakthroughs	
		S/S	%	S/S	%	S/S	%	S/S	%	S/S	%	S/S	%	S/S	%
1	GRAMS Oleg	12/34	35	2/4	50	0/3	0	4/10	40	1/4	25	5/12	42	0/1	0
16	KOSTYGOV Alexey	6/13	46	4/6	67			1/2	50	0/2	0	1/2	50	0/1	0
<b>Totals</b>		18/47	38	6/10	60	0/3	0	5/12	42	1/6	17	6/14	43	0/2	0

Team Shots	Goals	Saves	Missed	Post	Blocked	Total	%
6m Shots	1	7	0	0	0	8	13
Wing Shots	10	4	0	0	0	14	71
9m Shots	11	6	3	2	5	27	41
7m Shots	2	0	0	0	n/a	2	100
Fast Breaks	3	0	0	0	0	3	100
Breakthroughs	1	1	0	0	0	2	50
<b>Totals</b>	28	18	3	2	5	56	50

Number of Attacks: 56, Scoring Efficiency: 50%







## MATCH TEAM STATISTICS

参赛队技术统计 / STATISTIQUES DU MATCH PAR ÉQUIPE

### RUS 28 - 29 POL

(15 - 14) (13 - 15)

Referees: (15) KARBAS-CHI M / (16) KOLAHDOUZAN M (IRI)

#### POL - Poland

Players		Shots								Offence		Defence		Penalties				TP
No.	Name	G/S	%	6m	Wing	9m	7m	FB	BT	AS	TF	ST	BS	YC	2Min	RC	EX	
1	SZMAL Sławomir																	54:30
2	JASZKA Bartłomiej	1/2	50	1/2						1	1		1					24:59
3	LIJEWSKI Krzysztof	2/6	33	0/2		1/3		1/1		5	2		1	1	2			54:29
5	JACHLEWSKI Mateusz	2/5	40	0/1	0/1			2/3		1								23:40
6	TKACZYK Grzegorz	4/4	100			4/4				4	1	1						40:30
8	BIELECKI Karol	1/3	33			1/3							1					25:34
9	SIODMIAK Artur													1				16:36
13	JURECKI Bartosz	3/9	33	2/6				1/3		2	3	1		1				44:46
14	JURASIK Mariusz	6/10	60		3/3	1/2		1/4	1/1	1	1							60:00
15	JURECKI Michał	4/8	50	1/1		0/3		2/3	1/1	1			2		1			29:47
16	WICHARY Marcin																	5:30
19	TLUCZYŃSKI Tomasz	1/5	20				0/2	1/3										35:54
22	LIJEWSKI Marcin	5/5	100				5/5								1			3:45
28	PIWKO Paweł																	
	Bench/Team													1				
<b>Totals</b>		29/57	51	4/12	3/4	7/15	5/7	8/17	2/2	15	8	2	5	4	4	0	0	

Goalkeepers		Total Shots		6m Shots		Wing Shots		9m Shots		7m Shots		Fast Breaks		Breakthroughs	
No.	Name	S/S	%	S/S	%	S/S	%	S/S	%	S/S	%	S/S	%	S/S	%
1	SZMAL Sławomir	18/42	43	7/8	88	4/12	33	6/15	40	0/2	0	0/3	0	1/2	50
16	WICHARY Marcin	0/4	0			0/2	0	0/2	0						
<b>Totals</b>		18/46	39	7/8	88	4/14	29	6/17	35	0/2	0	0/3	0	1/2	50

Team Shots	Goals	Saves	Missed	Post	Blocked	Total	%
6m Shots	4	6	2	0	0	12	33
Wing Shots	3	0	1	0	0	4	75
9m Shots	7	5	3	0	0	15	47
7m Shots	5	1	0	1	n/a	7	71
Fast Breaks	8	6	1	1	1	17	47
Breakthroughs	2	0	0	0	0	2	100
<b>Totals</b>	29	18	7	2	1	57	51

Number of Attacks: 56, Scoring Efficiency: 52%



**MATCH TEAM STATISTICS**  
 参赛队技术统计 / STATISTIQUES DU MATCH PAR ÉQUIPE

**RUS 28 - 29 POL**  
 (15 - 14) (13 - 15)

Referees: (15) KARBAS-CHI M / (16) KOLAHDOUZAN M (IRI)

**POL - Poland**

**Shots Distribution**

Players			Goals / Shots			
2 JASZKA B	3 LIJEWSKI K	5 JACHLEWSKI M	6 TKACZYK G	8 BIELECKI K	9 SIODMIAK A	13 JURECKI B
1/1	0/1	1/1				0/1
		0/1				0/1
0/1	2/4	1/1	1/1	1/1		0/1
	0/1	1/1	1/1	0/1		2/2
		1-Missed		1-Missed		2-Missed
14 JURASIK M	15 JURECKI M	19 TLUCZYNSKI T	22 LIJEWSKI M	28 PIWKO P		
2/2	1/1	1/1	3/3			
0/2						
1/1	1/1	1/2	2/3			
1/1		0/1	1/1			
1-Missed 1-Post	1-Missed	1-Blocked 1-Missed 1-Post				

**Team**

**Offence**


**Defence**

**Goalkeepers**

Goals / Shots

6/6	1/3	3/3
0/4		1/3
8/11	2/6	8/11

7-Missed 2-Post 1-Blocked



Saves / Shots

1/2	2/2	1/5
3/3		5/9
2/9	2/4	2/12

1 SZMAL S

1/2	2/2	1/5
3/3		5/8
2/8	2/4	2/10

16 WICHARY M

		0/1
0/1		0/2

Legend:		
%	Efficiency	<b>2Min</b> 2 Minute Suspensions
<b>AS</b>	Assists	<b>BS</b> Blocked Shots
<b>G/S</b>	Goals/Shots	<b>n/a</b> not applicable
<b>TF</b>	Technical Faults	<b>TP</b> Time Played
<b>6m</b>	6-metre Shots	<b>BT</b> Breakthroughs
<b>7m</b>	7-metre Shots	<b>EX</b> Exclusions
<b>9m</b>	9-metre Shots	<b>S/S</b> Saves/Shots
<b>RC</b>	Red Cards	<b>YC</b> Yellow Cards
<b>Wing</b>	Wing Shots	<b>FB</b> Fast Breaks
		<b>ST</b> Steals



**RESULTS**  
 比赛成绩 / RÉSULTATS  
**CRO 29 - 35 ESP**  
 (14 - 12) (15 - 23)

Referees: (21) DIN C / (22) DINU S (ROU)

**RUNNING SCORE**

**CRO - ESP**

**CRO - Croatia**

Players		Shots								Penalties			
No.	Name	G/S	%	6m	Wing	9m	7m	FB	BT	YC	2Min	RC	EX
1	LOSERT Venio												
3	SULIC Renato	0/1	0	0/1									
4	BALIC Ivano	2/8	25	2/2		0/5			0/1		1		
5	DUVNJAK Domagoj	7/7	100	1/1			5/5	1/1			1		
6	LACKOVIC Blazenko	2/5	40			1/4			1/1				
9	VORI Igor	2/3	67	2/3						1			
10	DOMINIKOVIC Davor									1			
11	DZOMBA Mirza	1/3	33				1/3						
13	HORVAT Zlatko	4/6	67	1/1	2/3			1/2					
14	VUKOVIC Drago	1/3	33			1/3							
17	SPREM Goran	4/5	80		3/4			1/1		1	1		
19	METLICIC Petar	4/8	50	3/6		1/2					1		
24	VALCIC Tonci	2/6	33	0/2		1/3			1/1				
25	ALILOVIC Mirko												
Bench/Team													
Totals		29/55	53	9/16	5/7	4/17	6/8	3/4	2/3	3	4	0	0

Goalkeepers		Saves							
No.	Name	S/S	%	6m	Wing	9m	7m	FB	BT
1	LOSERT Venio	9/40	23	1/11	2/5	4/13	0/2	2/8	0/1
25	ALILOVIC Mirko	1/5	20		0/1	0/1	1/1	0/1	0/1
Totals		10/45	22	1/11	2/6	4/14	1/3	2/9	0/2

**ESP - Spain**

Players		Shots								Penalties			
No.	Name	G/S	%	6m	Wing	9m	7m	FB	BT	YC	2Min	RC	EX
1	HOMBRADOS Jose Javier												
2	ENTRERRIOS Alberto	5/9	56	1/1		4/8							
4	ROCAS Albert	1/3	33		0/1		1/1	0/1					
5	ENTRERRIOS Raul	0/2	0			0/2							
6	GARABAYA Ruben	1/1	100	1/1						1	1		
7	PRIETO Carlos	7/8	88	7/8						1	1		
8	BELAUSTEGUI Jon	4/5	80	1/1		3/4					2		
11	LOZANO Demetrio	1/2	50					1/2					
15	DAVIS David	1/1	100					1/1			1		
16	BARRUFET David												
17	GARCIA Juan	7/8	88		3/3		1/2	3/3					
18	ROMERO Iker	5/6	83			3/3		0/1	2/2				
21	MALMAGRO Cristian	0/2	0			0/2							
27	TOMAS Victor	3/5	60		1/2			2/2	0/1				
Bench/Team										1			
Totals		35/52	67	10/11	4/6	10/19	2/3	7/10	2/3	3	5	0	0

Goalkeepers		Saves							
No.	Name	S/S	%	6m	Wing	9m	7m	FB	BT
1	HOMBRADOS Jose Javier	13/40	33	5/14	1/5	4/8	2/7	0/3	1/3
16	BARRUFET David	0/2	0		0/1		0/1		
Totals		13/42	31	5/14	1/6	4/8	2/8	0/3	1/3

1st Half	
BALIC I	1 (4') 0
	1 (5') 1
DZOMBA M	2 (6') 1
VORI I	3 (7') 1
	3 (7') 2
	3 (9') 3
VALCIC T	4 (10') 3
	4 (10') 4
GARCIA J	5 (12') 4
HORVAT Z	5 (12') 5
	5 (12') 5
GARCIA J	6 (13') 5
	6 (14') 6
PRIETO C	7 (15') 6
VORI I	7 (15') 6
HORVAT Z	8 (15') 6
	8 (17') 7
PRIETO C	8 (18') 8
PRIETO C	9 (20') 8
DUVNJAK D	9 (21') 9
	9 (22') 10
GARCIA J	10 (23') 10
DUVNJAK D	10 (24') 11
ROMERO I	11 (25') 11
SPREM G	11 (25') 11
	11 (25') 12
ROMERO I	12 (27') 12
SPREM G	12 (27') 12
DUVNJAK D	13 (28') 12
METLICIC P	14 (29') 12

2nd Half	
	14 (31') 13
TOMAS V	14 (32') 14
TOMAS V	14 (33') 15
GARABAYA R	15 (33') 15
DUVNJAK D	15 (33') 15
HORVAT Z	16 (35') 15
	16 (35') 16
BELAUSTEGUI J	17 (35') 16
METLICIC P	17 (38') 17
	17 (38') 17
BELAUSTEGUI J	17 (39') 18
GARCIA J	17 (39') 18
DUVNJAK D	18 (40') 18
	18 (41') 19
GARCIA J	18 (41') 19
DUVNJAK D	19 (42') 19
	19 (42') 20
TOMAS V	19 (43') 21
DAVIS D	19 (43') 21
METLICIC P	20 (43') 21
	20 (45') 22
ENTRERRIOS A	20 (45') 22
DUVNJAK D	21 (45') 22
	21 (46') 23
ROMERO I	21 (46') 23
METLICIC P	22 (46') 23
	22 (46') 24
BELAUSTEGUI J	22 (47') 25
LOZANO D	22 (47') 25
PRIETO C	22 (49') 26
LACKOVIC B	23 (51') 26
	23 (51') 27
ENTRERRIOS A	23 (52') 28
ENTRERRIOS A	24 (53') 28
LACKOVIC B	24 (53') 28
	24 (53') 29
ROMERO I	25 (54') 29
SPREM G	25 (54') 29
	25 (54') 30
PRIETO C	26 (55') 30
HORVAT Z	26 (55') 30
	26 (56') 31
PRIETO C	26 (56') 31
VALCIC T	27 (56') 31
	27 (57') 32
PRIETO C	27 (57') 32
VUKOVIC D	28 (57') 32
	28 (57') 33
BELAUSTEGUI J	28 (58') 34
ROCAS A	28 (58') 34
GARCIA J	28 (60') 35
SPREM G	29 (60') 35

Legend:									
%	Efficiency	2Min	2 Minute Suspensions	6m	6-metre Shots	7m	7-metre Shots	9m	9-metre Shots
BT	Breakthroughs	EX	Exclusions	FB	Fast Breaks	G/S	Goals/Shots	RC	Red Cards
S/S	Saves/Shots	Wing	Wing Shots	YC	Yellow Cards				



### MATCH TEAM STATISTICS

参赛队技术统计 / STATISTIQUES DU MATCH PAR ÉQUIPE

## CRO 29 - 35 ESP

(14 - 12) (15 - 23)

Referees: (21) DIN C / (22) DINU S (ROU)

### CRO - Croatia

No.	Name	Shots								Offence		Defence		Penalties			TP	
		G/S	%	6m	Wing	9m	7m	FB	BT	AS	TF	ST	BS	YC	2Min	RC		EX
1	LOSERT Venio																	54:54
3	SULIC Renato	0/1	0	0/1														19:55
4	BALIC Ivano	2/8	25	2/2		0/5				0/1	6	3				1		30:02
5	DUVNJAK Domagoj	7/7	100	1/1			5/5	1/1				3	2			1		27:28
6	LACKOVIC Blazenko	2/5	40			1/4			1/1	1	1							18:48
9	VORI Igor	2/3	67	2/3							1				1			35:56
10	DOMINIKOVIC Davor												4	1				13:21
11	DZOMBA Mirza	1/3	33				1/3											0:27
13	HORVAT Zlatko	4/6	67	1/1	2/3				1/2		1	2						59:42
14	VUKOVIC Drago	1/3	33			1/3				5	1		1					31:30
17	SPREM Goran	4/5	80		3/4				1/1						1	1		53:44
19	METLICIC Petar	4/8	50	3/6		1/2				3	3					1		41:54
24	VALCIC Tonci	2/6	33	0/2		1/3			1/1	3								27:13
25	ALILOVIC Mirko																	5:06
	Bench/Team																	
	<b>Totals</b>	29/55	53	9/16	5/7	4/17	6/8	3/4	2/3	18	13	4	5	3	4	0	0	

No.	Name	Total Shots		6m Shots		Wing Shots		9m Shots		7m Shots		Fast Breaks		Breakthroughs	
		S/S	%	S/S	%	S/S	%	S/S	%	S/S	%	S/S	%	S/S	%
1	LOSERT Venio	9/40	23	1/11	9	2/5	40	4/13	31	0/2	0	2/8	25	0/1	0
25	ALILOVIC Mirko	1/5	20			0/1	0	0/1	0	1/1	100	0/1	0	0/1	0
	<b>Totals</b>	10/45	22	1/11	9	2/6	33	4/14	29	1/3	33	2/9	22	0/2	0

Team Shots	Goals	Saves	Missed	Post	Blocked	Total	%
6m Shots	9	5	1	1	0	16	56
Wing Shots	5	1	0	1	0	7	71
9m Shots	4	4	2	1	6	17	24
7m Shots	6	2	0	0	n/a	8	75
Fast Breaks	3	0	0	1	0	4	75
Breakthroughs	2	1	0	0	0	3	67
<b>Totals</b>	29	13	3	4	6	55	53

Number of Attacks: 61, Scoring Efficiency: 48%



MATCH TEAM STATISTICS  
 参赛队技术统计 / STATISTIQUES DU MATCH PAR ÉQUIPE

CRO 29 - 35 ESP  
 (14 - 12) (15 - 23)

Referees: (21) DIN C / (22) DINU S (ROU)

CRO - Croatia

Shots Distribution

Players			Goals / Shots			
3 SULIC R	4 BALIC I	5 DUVNJAK D	6 LACKOVIC B	9 VORI I	10 DOMINIKOVIC D	11 DZOMBA M
0/1	1/1	1/1	0/1			0/1
						1/1
0/1	1/3	4/4	1/2	1/1		0/1
	1-Post 3-Blocked		1-Blocked			
13 HORVAT Z	14 VUKOVIC D	17 SPREM G	19 METLICIC P	24 VALCIC T		
2/2				0/1		0/1
1/1		1/1	2/2	0/1	1/1	1/1
1/1	1-Missed 1-Blocked	1/2 2/2	0/1 2/2	0/1 1/1 1/1		
2-Post		2-Missed 1-Post		1-Blocked		

Team	Offence	Defence	Goalkeepers
Goals / Shots			Saves / Shots
1/3 1/1 1/1	2/3 Breakthroughs	2/3 Breakthroughs	0/3 0/2 0/5
1/2 3/5	3/5 1/3	5/8 4/5	5/13 1/2
7/10 5/9 10/11	5/8 3/10	3/8 4/4	1/8 2/6 1/6
3-Missed 4-Post 6-Blocked	6/8 7m 1/3 0/4	2/3 2/2	1 LOSERT V
	3/4 3/4 Fast Breaks	7/10 Fast Breaks	0/2 0/2 0/5
			5/12 1/2
			1/7 1/5 1/5
			25 ALILOVIC M
			0/1
			0/1
			0/1 1/1 0/1



### MATCH TEAM STATISTICS

参赛队技术统计 / STATISTIQUES DU MATCH PAR ÉQUIPE

## CRO 29 - 35 ESP

(14 - 12) (15 - 23)

Referees: (21) DIN C / (22) DINU S (ROU)

### ESP - Spain

No.	Name	Shots								Offence		Defence		Penalties				TP
		G/S	%	6m	Wing	9m	7m	FB	BT	AS	TF	ST	BS	YC	2Min	RC	EX	
1	HOMBRADOS Jose Javier											1						58:06
2	ENTRERRIOS Alberto	5/9	56	1/1		4/8				5	4							27:58
4	ROCAS Albert	1/3	33		0/1		1/1	0/1										14:07
5	ENTRERRIOS Raul	0/2	0			0/2				2	1							20:00
6	GARABAYA Ruben	1/1	100	1/1						1	1		1	1	1			35:10
7	PRIETO Carlos	7/8	88	7/8						1			2	1	1			38:55
8	BELAUSTEGUI Jon	4/5	80	1/1		3/4				1	2	1	1		2			45:41
11	LOZANO Demetrio	1/2	50					1/2		2		4	2					24:39
15	DAVIS David	1/1	100					1/1							1			8:29
16	BARRUFET David																	1:54
17	GARCIA Juan	7/8	88		3/3		1/2	3/3			1	2						58:09
18	ROMERO Iker	5/6	83			3/3		0/1	2/2	4	1							35:12
21	MALMAGRO Cristian	0/2	0			0/2												11:39
27	TOMAS Victor	3/5	60		1/2			2/2	0/1		2							40:01
	Bench/Team													1				
<b>Totals</b>		35/52	67	10/11	4/6	10/19	2/3	7/10	2/3	16	12	8	6	3	5	0	0	

No.	Name	Total Shots		6m Shots		Wing Shots		9m Shots		7m Shots		Fast Breaks		Breakthroughs	
		S/S	%	S/S	%	S/S	%	S/S	%	S/S	%	S/S	%	S/S	%
1	HOMBRADOS Jose Javier	13/40	33	5/14	36	1/5	20	4/8	50	2/7	29	0/3	0	1/3	33
16	BARRUFET David	0/2	0			0/1	0			0/1	0				
<b>Totals</b>		13/42	31	5/14	36	1/6	17	4/8	50	2/8	25	0/3	0	1/3	33

Team Shots	Goals	Saves	Missed	Post	Blocked	Total	%
6m Shots	10	1	0	0	0	11	91
Wing Shots	4	2	0	0	0	6	67
9m Shots	10	4	0	0	5	19	53
7m Shots	2	1	0	0	n/a	3	67
Fast Breaks	7	2	0	1	0	10	70
Breakthroughs	2	0	1	0	0	3	67
<b>Totals</b>	35	10	1	1	5	52	67

Number of Attacks: 60, Scoring Efficiency: 58%



MATCH TEAM STATISTICS  
 参赛队技术统计 / STATISTIQUES DU MATCH PAR ÉQUIPE

CRO 29 - 35 ESP  
 (14 - 12) (15 - 23)

Referees: (21) DIN C / (22) DINU S (ROU)

ESP - Spain

Shots Distribution

Players			Goals / Shots			
2 ENTRERRIOS A	4 ROCAS A	5 ENTRERRIOS R	6 GARABAYA R	7 PRIETO C	8 BELAUSTEGUI J	11 LOZANO D
3/4	0/1	0/1		1/1	2/2	0/1
1/1	0/1	0/1		2/2	1/1	1/1
2-Blocked		1-Blocked				
15 DAVIS D	17 GARCIA J	18 ROMERO I	21 MALMAGRO C	27 TOMAS V		
	1/1	1/1		1/1		
	1/1	1/1		0/1		
1/1	1/1	2/3		1/1		
		1-Post	2-Blocked 1-Missed			

Team	Offence	Defence	Goalkeepers
Goals / Shots			Saves / Shots
3/3	2/3 Breakthroughs	2/3 Breakthroughs	2/3
8/13	2/2	0/4	1/2
7/8	2/3	1/3	3/10
1-Missed 1-Post 5-Blocked	4/4	5/8	0/1
	3/8	3/10	2/5
	2/3 7m	1/3	3/10
	4/5	3/5	4/9
	3/3	6/8 7m	1/11
	7/10 Fast Breaks	2/3	
	3/4 Fast Breaks		
			1 HOMBRADOS JJ
			2/2
			0/1
			2/5
			3/10
			4/8
			1/11
			16 BARRUFET D
			0/1
			0/1

Legend:							
%	Efficiency	2Min	2 Minute Suspensions	6m	6-metre Shots	7m	7-metre Shots
AS	Assists	BS	Blocked Shots	BT	Breakthroughs	EX	Exclusions
G/S	Goals/Shots	n/a	not applicable	RC	Red Cards	S/S	Saves/Shots
TF	Technical Faults	TP	Time Played	Wing	Wing Shots	YC	Yellow Cards
						9m	9-metre Shots
						FB	Fast Breaks
						ST	Steals



**RESULTS**  
 比赛成绩 / RÉSULTATS  
**FRA 28 - 23 ISL**  
 (15 - 10) (13 - 13)

Referees: (13) LEMME F / (14) ULLRICH B (GER)

**RUNNING SCORE**  
**FRA - ISL**

**FRA - France**

Players		Shots								Penalties			
No.	Name	G/S	%	6m	Wing	9m	7m	FB	BT	YC	2Min	RC	EX
3	DINART Didier										1		
4	BURDET Cedric	4/7	57	0/2		3/4		1/1					
5	GILLE Guillaume	0/2	0	0/2							1		
6	GILLE Bertrand	5/7	71	4/5		1/2				1			
8	NARCISSE Daniel	2/11	18	0/1		2/8		0/1	0/1				
11	GIRAULT Olivier	1/2	50			0/1	1/1						
12	KARABOUE Daouda												
13	KARABATIC Nikola	8/9	89			7/8			1/1	1			
14	KEMPE Christophe										1		
16	OMEYER Thierry										1		
18	ABATI Joel	1/1	100		1/1								
19	ABALO Luc	4/5	80	1/2	1/1			2/2		1			
21	GUIGOU Michael	3/4	75		1/1		1/1	0/1	1/1				
26	PATY Cedric	0/1	0		0/1								
	Bench/Team												
	Totals	28/49	57	5/12	3/4	13/23	2/2	3/5	2/3	3	4	0	0

Goalkeepers		Saves							
No.	Name	S/S	%	6m	Wing	9m	7m	FB	BT
12	KARABOUE Daouda	2/5	40			0/1	0/1	2/3	
16	OMEYER Thierry	19/39	49	3/5	4/7	10/14	1/3	1/5	0/5
	Totals	21/44	48	3/5	4/7	10/15	1/4	3/8	0/5

**ISL - Iceland**

Players		Shots								Penalties			
No.	Name	G/S	%	6m	Wing	9m	7m	FB	BT	YC	2Min	RC	EX
1	GUSTAVSSON Bjorgvin Pall												
3	GEIRSSON Logi	3/9	33	1/1		1/5		1/3			1		
5	SIGURDSSON Sigfus	1/2	50	0/1				1/1					
6	HALLGRIMSSON Asgeir Orn	0/1	0					0/1		1			
7	ATLASON Arnor	4/8	50	0/1		3/5		0/1	1/1		1		
9	SIGURDSSON Gudjon Valur	3/10	30	0/1	1/4	0/2		1/2	1/1				
10	GUDJONSSON Snorri Steinn	4/6	67	1/1		0/1	3/4						
11	STEFANSSON Olafur	5/11	45			1/6	0/1	1/1	3/3				
14	ASGEIRSSON Sturla												
15	PETERSSON Alexander	2/5	40		2/3	0/1		0/1		1			
16	GUDMUNDSSON Hreidar Levy												
17	JAKOBSSON Sverre Andreas										1		
18	GUNNARSSON Robert	1/2	50	0/1				1/1					
19	INGIMUNDARSON Ingimundur									1			
	Bench/Team												
	Totals	23/54	43	2/6	3/7	5/20	3/5	5/11	5/5	3	3	0	0

Goalkeepers		Saves							
No.	Name	S/S	%	6m	Wing	9m	7m	FB	BT
1	GUSTAVSSON Bjorgvin Pall	12/33	36	4/8	1/3	5/15	0/1	1/3	1/3
16	GUDMUNDSSON Hreidar Levy	0/7	0	0/1	0/1	0/3	0/1	0/1	
	Totals	12/40	30	4/9	1/4	5/18	0/2	1/4	1/3

**1st Half**

BURDET C	1 (1') 0	
	1 (2') 1	STEFANSSON O
NARCISSE D	2 (5') 1	
	2 (5') 2	GUDJONSSON SS
	2 (9') 3	GUNNARSSON R
KARABATIC N	3 (11') 3	
KARABATIC N	4 (12') 3	
	4 (12') 4	ATLASON A
GILLE B	5 (13') 4	
BURDET C	6 (15') 4	
BURDET C	7 (15') 4	
GIRAULT O	8 (16') 4	
ABALO L	9 (17') 4	
	9 (18') 5	PETERSSON A
KARABATIC N	10 (19') 5	
	10 (19') 6	STEFANSSON O
GILLE B	11 (20') 6	
KARABATIC N	12 (21') 6	
GUIGOU M	13 (24') 6	
	13 (25') 7	STEFANSSON O
ABALO L	14 (25') 7	
	14 (27') 8	SIGURDSSON GV
	14 (28') 9	ATLASON A
BURDET C	15 (28') 9	
	15 (30') 10	ATLASON A

**2nd Half**

	15 (31') 11	GUDJONSSON SS
GUIGOU M	16 (31') 11	
GUIGOU M	17 (34') 11	
	17 (34') 12	SIGURDSSON GV
KARABATIC N	18 (34') 12	
ABALO L	19 (36') 12	
GILLE B	20 (38') 12	
ABALO L	21 (40') 12	
	21 (42') 13	GEIRSSON L
GILLE B	22 (42') 13	
	22 (43') 14	GEIRSSON L
KARABATIC N	23 (43') 14	
	23 (44') 15	STEFANSSON O
KARABATIC N	24 (46') 15	
	24 (49') 16	ATLASON A
	24 (50') 17	PETERSSON A
NARCISSE D	25 (52') 17	
	25 (53') 18	SIGURDSSON S
	25 (54') 19	GUDJONSSON SS
GILLE B	26 (54') 19	
	26 (55') 20	GEIRSSON L
	26 (57') 21	STEFANSSON O
KARABATIC N	27 (58') 21	
	27 (58') 22	GUDJONSSON SS
ABATI J	28 (58') 22	
	28 (59') 23	SIGURDSSON GV

<b>Legend:</b>	<b>%</b> Efficiency	<b>2Min</b> 2 Minute Suspensions	<b>6m</b> 6-metre Shots	<b>7m</b> 7-metre Shots	<b>9m</b> 9-metre Shots
<b>BT</b> Breakthroughs	<b>EX</b> Exclusions	<b>FB</b> Fast Breaks	<b>G/S</b> Goals/Shots	<b>RC</b> Red Cards	
<b>S/S</b> Saves/Shots	<b>Wing</b> Wing Shots	<b>YC</b> Yellow Cards			





## MATCH TEAM STATISTICS

参赛队技术统计 / STATISTIQUES DU MATCH PAR ÉQUIPE

### FRA 28 - 23 ISL

(15 - 10) (13 - 13)

Referees: (13) LEMME F / (14) ULLRICH B (GER)

#### FRA - France

No.	Name	Shots								Offence		Defence		Penalties			TP	
		G/S	%	6m	Wing	9m	7m	FB	BT	AS	TF	ST	BS	YC	2Min	RC		EX
3	DINART Didier											3	1		1			24:02
4	BURDET Cedric	4/7	57	0/2		3/4		1/1		3	4		1					48:04
5	GILLE Guillaume	0/2	0	0/2							1		1		1			18:30
6	GILLE Bertrand	5/7	71	4/5		1/2				1	2	2		1				54:31
8	NARCISSE Daniel	2/11	18	0/1		2/8		0/1	0/1									42:13
11	GIRAULT Olivier	1/2	50			0/1	1/1			2		1						32:27
12	KARABOUE Daouda																	3:12
13	KARABATIC Nikola	8/9	89			7/8			1/1	4	2			1				47:22
14	KEMPE Christophe														1			4:25
16	OMEYER Thierry										1				1			58:48
18	ABATI Joel	1/1	100		1/1													2:37
19	ABALO Luc	4/5	80	1/2	1/1			2/2			1			1				53:40
21	GUIGOU Michael	3/4	75		1/1		1/1	0/1	1/1	1								29:15
26	PATY Cedric	0/1	0		0/1													0:54
	Bench/Team																	
	<b>Totals</b>	28/49	57	5/12	3/4	13/23	2/2	3/5	2/3	11	11	6	3	3	4	0	0	

No.	Name	Total Shots		6m Shots		Wing Shots		9m Shots		7m Shots		Fast Breaks		Breakthroughs	
		S/S	%	S/S	%	S/S	%	S/S	%	S/S	%	S/S	%	S/S	%
12	KARABOUE Daouda	2/5	40					0/1	0	0/1	0	2/3	67		
16	OMEYER Thierry	19/39	49	3/5	60	4/7	57	10/14	71	1/3	33	1/5	20	0/5	0
	<b>Totals</b>	21/44	48	3/5	60	4/7	57	10/15	67	1/4	25	3/8	38	0/5	0

Team Shots	Goals	Saves	Missed	Post	Blocked	Total	%
6m Shots	5	4	2	1	0	12	42
Wing Shots	3	1	0	0	0	4	75
9m Shots	13	5	0	2	3	23	57
7m Shots	2	0	0	0	n/a	2	100
Fast Breaks	3	1	0	1	0	5	60
Breakthroughs	2	1	0	0	0	3	67
<b>Totals</b>	28	12	2	4	3	49	57

Number of Attacks: 57, Scoring Efficiency: 49%



### MATCH TEAM STATISTICS

参赛队技术统计 / STATISTIQUES DU MATCH PAR ÉQUIPE

**FRA 28 - 23 ISL**  
 (15 - 10) (13 - 13)

Referees: (13) LEMME F / (14) ULLRICH B (GER)

#### FRA - France

#### Shots Distribution

Players			Goals / Shots			
3 DINART D	4 BURDET C	5 GILLE G	6 GILLE B	8 NARCISSE D	11 GIRAULT O	13 KARABATIC N
	0/1			1/1		1/1
	0/1	0/1	1/1	1/1	1/1	0/1
	1/1	1/1	2/2	0/3	0/1	4/4
		0/1	2/3	1/1		3/3
	1-Blocked		1-Post	1-Missed 3-Post	2-Blocked	
14 KEMPE C	18 ABATI J	19 ABALO L	21 GUIGOU M	26 PATY C		
		2/2				
			1/2			
			1/1		0/1	
		2/2	1/1			
	1-Missed					

Team	Offence	Defence	Goalkeepers																																				
Goals / Shots			Saves / Shots																																				
<table border="1"> <tr><td>1/1</td><td>2/3</td><td>3/4</td></tr> <tr><td>2/3</td><td></td><td>3/6</td></tr> <tr><td>8/13</td><td>2/3</td><td>7/7</td></tr> </table> <p>2-Missed 4-Post 3-Blocked</p>	1/1	2/3	3/4	2/3		3/6	8/13	2/3	7/7	<p>2/3 Breakthroughs            5/8 9/13            2/2 7m            0/3 2/4            0/1 2/6            1/1            3/5 Fast Breaks</p>	<p>5/5 Breakthroughs            1/10 1/3            1/4 0/1            3/6 1/2            1/4 0/1            2/3            3/5 7m</p>	<table border="1"> <tr><td>0/1</td><td>1/3</td><td>0/5</td></tr> <tr><td>6/9</td><td>1/1</td><td>8/8</td></tr> <tr><td>4/10</td><td>0/3</td><td>1/4</td></tr> </table> <p>12 KARABOUE D</p> <table border="1"> <tr><td></td><td></td><td>0/1</td></tr> <tr><td></td><td>1/1</td><td>1/1</td></tr> <tr><td>0/2</td><td></td><td></td></tr> </table> <p>16 OMEYER T</p> <table border="1"> <tr><td>0/1</td><td>1/3</td><td>0/4</td></tr> <tr><td>6/9</td><td></td><td>7/7</td></tr> <tr><td>4/8</td><td>0/3</td><td>1/4</td></tr> </table>	0/1	1/3	0/5	6/9	1/1	8/8	4/10	0/3	1/4			0/1		1/1	1/1	0/2			0/1	1/3	0/4	6/9		7/7	4/8	0/3	1/4
1/1	2/3	3/4																																					
2/3		3/6																																					
8/13	2/3	7/7																																					
0/1	1/3	0/5																																					
6/9	1/1	8/8																																					
4/10	0/3	1/4																																					
		0/1																																					
	1/1	1/1																																					
0/2																																							
0/1	1/3	0/4																																					
6/9		7/7																																					
4/8	0/3	1/4																																					



## MATCH TEAM STATISTICS

参赛队技术统计 / STATISTIQUES DU MATCH PAR ÉQUIPE

### FRA 28 - 23 ISL

(15 - 10) (13 - 13)

Referees: (13) LEMME F / (14) ULLRICH B (GER)

#### ISL - Iceland

No.	Name	Shots								Offence		Defence		Penalties			TP	
		G/S	%	6m	Wing	9m	7m	FB	BT	AS	TF	ST	BS	YC	2Min	RC		EX
1	GUSTAVSSON Bjorgvin Pall																	47:59
3	GEIRSSON Logi	3/9	33	1/1		1/5		1/3			3	1	1		1			22:09
5	SIGURDSSON Sigfus	1/2	50	0/1				1/1		1								16:24
6	HALLGRIMSSON Asgeir Orn	0/1	0					0/1					1					16:39
7	ATLASON Amor	4/8	50	0/1		3/5		0/1	1/1	3	3				1			40:15
9	SIGURDSSON Gudjon Valur	3/10	30	0/1	1/4	0/2		1/2	1/1	1		1						51:46
10	GUDJONSSON Snorri Steinn	4/6	67	1/1		0/1	3/4											28:09
11	STEFANSSON Olafur	5/11	45			1/6	0/1	1/1	3/3	3	4							53:31
14	ASGEIRSSON Sturla																	8:14
15	PETERSSON Alexander	2/5	40		2/3	0/1		0/1		1	1		1	1				54:44
16	GUDMUNDSSON Hreidar Levy																	12:01
17	JAKOBSSON Sverre Andreas											1			1			21:18
18	GUNNARSSON Robert	1/2	50	0/1				1/1										23:38
19	INGIMUNDARSON Ingimundur										1	1		1				23:13
	Bench/Team																	
<b>Totals</b>		23/54	43	2/6	3/7	5/20	3/5	5/11	5/5	9	12	3	3	3	3	0	0	

No.	Name	Total Shots		6m Shots		Wing Shots		9m Shots		7m Shots		Fast Breaks		Breakthroughs	
		S/S	%	S/S	%	S/S	%	S/S	%	S/S	%	S/S	%	S/S	%
1	GUSTAVSSON Bjorgvin Pall	12/33	36	4/8	50	1/3	33	5/15	33	0/1	0	1/3	33	1/3	33
16	GUDMUNDSSON Hreidar Levy	0/7	0	0/1	0	0/1	0	0/3	0	0/1	0	0/1	0		
<b>Totals</b>		12/40	30	4/9	44	1/4	25	5/18	28	0/2	0	1/4	25	1/3	33

Team Shots	Goals	Saves	Missed	Post	Blocked	Total	%
6m Shots	2	3	0	0	1	6	33
Wing Shots	3	4	0	0	0	7	43
9m Shots	5	10	2	1	2	20	25
7m Shots	3	1	0	1	n/a	5	60
Fast Breaks	5	3	0	3	0	11	45
Breakthroughs	5	0	0	0	0	5	100
<b>Totals</b>	23	21	2	5	3	54	43

Number of Attacks: 58, Scoring Efficiency: 40%



**MATCH TEAM STATISTICS**  
 参赛队技术统计 / STATISTIQUES DU MATCH PAR ÉQUIPE

**FRA 28 - 23 ISL**  
 (15 - 10) (13 - 13)

Referees: (13) LEMME F / (14) ULLRICH B (GER)

**ISL - Iceland**

**Shots Distribution**

**Players**  
Goals / Shots

3 GEIRSSON L			5 SIGURDSSON S			6 HALLGRIMSSON AO			7 ATLASON A			9 SIGURDSSON GV			10 GUDJONSSON SS			11 STEFANSSON O		
0/1	0/1	0/2	0/1						0/1		3/3			1/1	1/1	1/1	1/1		1/2	
2/3		1/1	1/1						1/2		0/1	1/2		0/3	0/1			2/3		0/1
1-Missed						1-Post			1-Missed			1-Post	1-Blocked					1-Blocked		
14 ASGEIRSSON S			15 PETERSSON A			17 JAKOBSSON SA			18 GUNNARSSON R			19 INGIMUNDARSON I								
											0/1									
			1/2								1/1									
					1/1															
			2-Post																	

Team	Offence	Defence	Goalkeepers																																				
Goals / Shots			Saves / Shots																																				
<table border="1"> <tr><td>1/1</td><td>2/3</td><td>5/5</td></tr> <tr><td>3/9</td><td>0/1</td><td>0/8</td></tr> <tr><td>6/10</td><td>3/3</td><td>3/4</td></tr> </table> <p>2-Missed 5-Post 3-Blocked</p>	1/1	2/3	5/5	3/9	0/1	0/8	6/10	3/3	3/4			<table border="1"> <tr><td>0/1</td><td>1/3</td><td>1/4</td></tr> <tr><td>1/3</td><td></td><td>3/6</td></tr> <tr><td>5/13</td><td>1/3</td><td>0/7</td></tr> </table> <p>1 GUSTAVSSON BP</p> <table border="1"> <tr><td>0/1</td><td>1/2</td><td>1/3</td></tr> <tr><td>1/2</td><td></td><td>3/6</td></tr> <tr><td>5/13</td><td>1/3</td><td>0/3</td></tr> </table> <p>16 GUDMUNDSSON HL</p> <table border="1"> <tr><td></td><td>0/1</td><td>0/1</td></tr> <tr><td>0/1</td><td></td><td></td></tr> <tr><td></td><td></td><td>0/4</td></tr> </table>	0/1	1/3	1/4	1/3		3/6	5/13	1/3	0/7	0/1	1/2	1/3	1/2		3/6	5/13	1/3	0/3		0/1	0/1	0/1					0/4
1/1	2/3	5/5																																					
3/9	0/1	0/8																																					
6/10	3/3	3/4																																					
0/1	1/3	1/4																																					
1/3		3/6																																					
5/13	1/3	0/7																																					
0/1	1/2	1/3																																					
1/2		3/6																																					
5/13	1/3	0/3																																					
	0/1	0/1																																					
0/1																																							
		0/4																																					

**Legend:**

% Efficiency	<b>2Min</b> 2 Minute Suspensions	<b>6m</b> 6-metre Shots	<b>7m</b> 7-metre Shots	<b>9m</b> 9-metre Shots
<b>AS</b> Assists	<b>BS</b> Blocked Shots	<b>BT</b> Breakthroughs	<b>EX</b> Exclusions	<b>FB</b> Fast Breaks
<b>G/S</b> Goals/Shots	<b>n/a</b> not applicable	<b>RC</b> Red Cards	<b>S/S</b> Saves/Shots	<b>ST</b> Steals
<b>TF</b> Technical Faults	<b>TP</b> Time Played	<b>Wing</b> Wing Shots	<b>YC</b> Yellow Cards	

## CUMULATIVE STATISTICS

累积技术统计 / STATISTIQUES CUMULATIVES

### FRA - France

After 8 matches

Players		MP	Shots								Offence		Defence		Penalties				TP
No.	Name		G/S	%	6m	Wing	9m	7m	FB	BT	AS	TF	ST	BS	YC	2Min	RC	EX	
2	FERNANDEZ Jerome	3	8/13	62	1/2	0/1	1/4	2/2	2/2	2/2	6		2	1	1	1			1:33:07
3	DINART Didier	8	4/5	80	4/4					0/1		1	9	12	2	2			3:50:46
4	BURDET Cedric	8	15/26	58	2/4		11/19			2/3		15	12	1	4	3	1		3:29:55
5	GILLE Guillaume	8	11/21	52	4/6		4/10			1/3	2/2	7	6	6	8	2	5		4:11:10
6	GILLE Bertrand	8	35/48	73	24/32	0/1	3/6			8/9		13	7	8	1	6	3		5:52:58
8	NARCISSE Daniel	8	35/69	51	7/9	0/1	19/44			4/6	5/9	14	10	3	1	1	2		5:17:19
11	GIRAULT Olivier	8	22/33	67	1/1	4/9	0/2	6/7	10/13	1/1	5	7	2		2	1			4:32:28
12	KARABOUE Daouda	8									1	2	1						2:04:59
13	KARABATIC Nikola	8	37/69	54	10/11	0/1	18/43	2/3	2/4	5/7	34	19	7	6	5	2			6:31:11
14	KEMPE Christophe	8	5/5	100	3/3	1/1				1/1		3	4			1			42:54
16	OMEYER Thierry	8	0/1	0						0/1		3	3			1			5:57:01
18	ABATI Joel	8	8/14	57		4/5	0/1	1/2	3/5	0/1	1	3	3			1			2:54:54
19	ABALO Luc	8	29/47	62	2/3	11/19	0/7			12/14	4/4	7	13	6		2	2		5:30:16
21	GUIGOU Michael	8	19/29	66	1/1	5/9	0/1	6/6	4/9	3/3	8	4	2						3:30:08
26	PATY Cedric	5	0/1	0		0/1													0:54
	Bench/Team															2			
<b>Totals</b>			228/381	60	59/76	25/48	56/137	17/20	49/71	22/29	117	91	50	33	26	22	0	0	

Goalkeepers		Total Shots		6m Shots		Wing Shots		9m Shots		7m Shots		Fast Breaks		Breakthroughs	
No.	Name	S/S	%	S/S	%	S/S	%	S/S	%	S/S	%	S/S	%	S/S	%
12	KARABOUE Daouda	25/90	28	3/17	18	1/5	20	15/39	38	4/11	36	2/17	12	0/1	0
16	OMEYER Thierry	84/204	41	10/39	26	11/28	39	54/82	66	3/19	16	4/19	21	2/17	12
<b>Totals</b>		109/294	37	13/56	23	12/33	36	69/121	57	7/30	23	6/36	17	2/18	11

Team Shots	Goals	Saves	Missed	Post	Blocked	Total	%
6m Shots	59	14	2	1	0	76	78
Wing Shots	25	15	3	5	0	48	52
9m Shots	56	36	12	12	21	137	41
7m Shots	17	3	0	0	n/a	20	85
Fast Breaks	49	11	7	4	0	71	69
Breakthroughs	22	7	0	0	0	29	76
<b>Totals</b>	228	86	24	22	21	381	60

Played		
PR	BRA	34 - 26
PR	CHN	33 - 19
PR	CRO	23 - 19
PR	ESP	28 - 21
PR	POL	30 - 30
QF	RUS	27 - 24
SF	CRO	25 - 23
GM	ISL	28 - 23

Number of Attacks: 440, Scoring Efficiency: 52%



## CUMULATIVE STATISTICS

累积技术统计 / STATISTIQUES CUMULATIVES

### FRA - France

After 8 matches

#### Shots Distribution

##### Players

Goals / Shots

2 FERNANDEZ J			3 DINART D			4 BURDET C			5 GILLE G			6 GILLE B			8 NARCISSE D			11 GIRAULT O		
0/1		1/1	2/2			1/1	1/2	2/2	1/1		1/1	1/1	2/4	2/2	2/4	2/3	1/3		1/3	
1/1		0/1				1/3			1/2	1/1	1/2	1/3	0/1	3/3	3/4		6/8	1/1		2/3
2/2	2/2	2/2	1/1		1/1	5/8	2/2	3/5	1/2	2/4	3/4	10/12	7/9	9/9	11/18	5/7	5/5	11/14	2/3	5/5
2-Post 1-Blocked			1-Post			3-Blocked 2-Missed 1-Post			1-Blocked 1-Missed 3-Post			5-Missed 6-Post 6-Blocked 2-Missed 2-Post								

13 KARABATIC N			14 KEMPE C			18 ABATI J			19 ABALO L			21 GUIGOU M			26 PATY C		
1/2	4/7	6/7		1/1			1/1	2/4	5/7	2/3	2/2	2/2	2/3	6/8			
2/4	0/1	0/1						2/2	4/4		1/2	1/2		1/1			0/1
6/8	4/7	14/17	2/2		2/2	2/3		1/3	2/3	1/2	12/13	4/5	1/2	2/3			
5-Missed 2-Post 8-Blocked						1-Missed			6-Missed 3-Post 2-Blocked 1-Missed 2-Post								

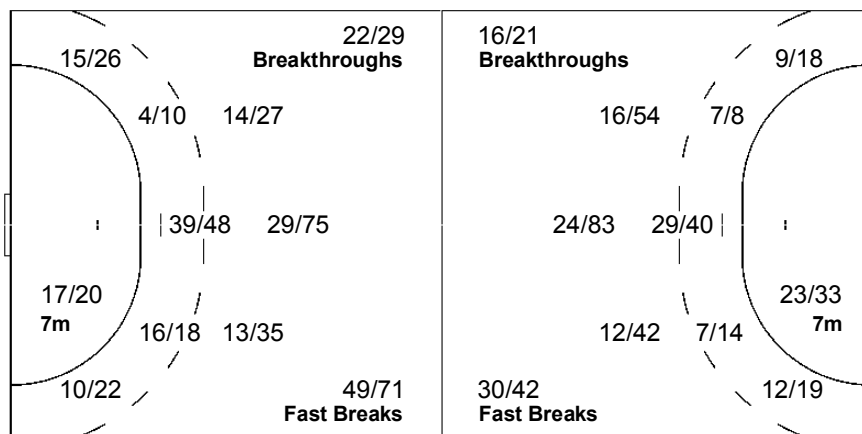
##### Team

Goals / Shots

15/21	16/27	23/30
15/24	1/3	16/24
57/78	26/38	59/69

24-Missed 22-Post 21-Blocked

##### Offence



##### Defence

##### Goalkeepers

Saves / Shots

5/18	9/19	5/26
20/35	10/10	22/32
14/61	12/37	12/56

##### 12 KARABOUE D

1/6	2/3	1/9
4/11	3/3	7/10
2/15	2/12	3/21

##### 16 OMEYER T

4/12	7/16	4/17
16/24	7/7	15/22
12/46	10/25	9/35

Player #2 FERNANDEZ Jerome replaced by #26 PATY Cedric

Legend:									
%	Efficiency	2Min	2 Minute Suspensions	6m	6-metre Shots	7m	7-metre Shots	9m	9-metre Shots
AS	Assists	BS	Blocked Shots	BT	Breakthroughs	EX	Exclusions	FB	Fast Breaks
G/S	Goals/Shots	GM	Gold Medal Match	MP	Matches Played	n/a	not applicable	PR	Preliminary Round
QF	Quarterfinal	RC	Red Cards	S/S	Saves/Shots	SF	Semifinal	ST	Steals
TF	Technical Faults	TP	Time Played	Wing	Wing Shots	YC	Yellow Cards		

## CUMULATIVE STATISTICS

累积技术统计 / STATISTIQUES CUMULATIVES

### ISL - Iceland After 8 matches

Players		MP	Shots								Offence		Defence		Penalties				TP
No.	Name		G/S	%	6m	Wing	9m	7m	FB	BT	AS	TF	ST	BS	YC	2Min	RC	EX	
1	GUSTAVSSON Bjorgvin Pall	8								3				1				5:17:32	
3	GEIRSSON Logi	8	25/49	51	2/2	0/1	17/37		4/7	2/2	6	11	5	2		7	1	3:20:15	
5	SIGURDSSON Sigfus	8	8/10	80	3/5				5/5		1			3	1	5		1:34:47	
6	HALLGRIMSSON Asgeir Orn	8	7/15	47		3/5	2/5		1/4	1/1	2	4	2	2	2	2		3:32:13	
7	ATLASON Amor	8	25/55	45	5/10	0/1	12/34		6/7	2/3	30	14	2	3	2	4		5:05:23	
9	SIGURDSSON Gudjon Valur	8	43/66	65	3/4	17/24	4/13		17/22	2/3	12	11	8		1	1		6:50:31	
10	GUDJONSSON Snorri Steinn	8	48/77	62	15/19		10/26	21/26	1/4	1/2	8	11						3:52:23	
11	STEFANSSON Olafur	8	29/61	48	2/3	0/1	18/42	1/3	3/3	5/9	38	19	1	1	1			6:37:17	
14	ASGEIRSSON Sturla	8	3/4	75	1/1	2/3					1	1	1					56:35	
15	PETERSSON Alexander	8	31/57	54	2/2	5/10	8/23		12/15	4/7	5	4	9	2	4	3		6:09:20	
16	GUDMUNDSSON Hreidar Levy	8									2							2:42:02	
17	JAKOBSSON Sverre Andreas	8										2	5	14	6	10	1	3:32:04	
18	GUNNARSSON Robert	8	19/27	70	18/25				1/2		8	10				1		3:17:50	
19	INGIMUNDARSON Ingimundur	8	4/5	80	2/2				2/3		1	3	1	6	5	5		3:11:48	
Bench/Team												2			3				
<b>Totals</b>			242/426	57	53/73	27/45	71/180	22/29	52/72	17/27	117	92	34	33	26	38	2	0	

Goalkeepers		Total Shots		6m Shots		Wing Shots		9m Shots		7m Shots		Fast Breaks		Breakthroughs	
No.	Name	S/S	%	S/S	%	S/S	%	S/S	%	S/S	%	S/S	%	S/S	%
1	GUSTAVSSON Bjorgvin Pall	75/226	33	17/49	35	8/24	33	39/88	44	3/18	17	6/26	23	2/21	10
16	GUDMUNDSSON Hreidar Levy	30/113	27	2/17	12	1/9	11	20/49	41	1/10	10	5/15	33	1/13	8
<b>Totals</b>		105/339	31	19/66	29	9/33	27	59/137	43	4/28	14	11/41	27	3/34	9

Team Shots	Goals	Saves	Missed	Post	Blocked	Total	%
6m Shots	53	13	6	0	1	73	73
Wing Shots	27	15	2	1	0	45	60
9m Shots	71	66	11	8	24	180	39
7m Shots	22	3	0	4	n/a	29	76
Fast Breaks	52	15	2	3	0	72	72
Breakthroughs	17	8	1	1	0	27	63
<b>Totals</b>	242	120	22	17	25	426	57

Played		
PR	RUS	33 - 31
PR	GER	33 - 29
PR	KOR	21 - 22
PR	DEN	32 - 32
PR	EGY	32 - 32
QF	POL	32 - 30
SF	ESP	36 - 30
GM	FRA	23 - 28

Number of Attacks: 461, Scoring Efficiency: 52%

**CUMULATIVE STATISTICS**  
累积技术统计 / STATISTIQUES CUMULATIVES

**ISL - Iceland**  
After 8 matches

**Shots Distribution**

**Players**  
Goals / Shots

<b>3 GEIRSSON L</b>	<b>5 SIGURDSSON S</b>	<b>6 HALLGRIMSSON AO</b>	<b>7 ATLASON A</b>	<b>9 SIGURDSSON GV</b>	<b>10 GUDJONSSON SS</b>	<b>11 STEFANSSON O</b>											
0/1		2/2	1/1	1/3	5/6	3/4	2/3	2/2	6/6	2/2	8/10	3/5	2/3	3/4			
3/6	0/3	1/5		1/7	0/3			4/6		2/6		3/6		0/4			
15/17	1/4	4/5		8/14	1/2	9/10		12/15	7/12	11/14		11/14	6/9	10/14	10/14	3/5	5/6

3-Missed 1-Post 2-Blocked      2-Missed 2-Post 1-Blocked 5-Missed 1-Post 4-Blocked 1-Missed 1-Post 2-Blocked 4-Missed 3-Post 6-Blocked 2-Missed 4-Post 8-Blocked

<b>14 ASGEIRSSON S</b>	<b>15 PETERSSON A</b>	<b>17 JAKOBSSON SA</b>	<b>18 GUNNARSSON R</b>	<b>19 INGIMUNDARSON I</b>													
	1/1					3/5	1/3	4/4									
						5/7	0/1	4/6									
						7/8	3/6	4/8									
1/1		1/1															

1-Missed      2-Missed 5-Post 2-Blocked      1-Missed      1-Missed

**Team**

**Offence**

**Defence**

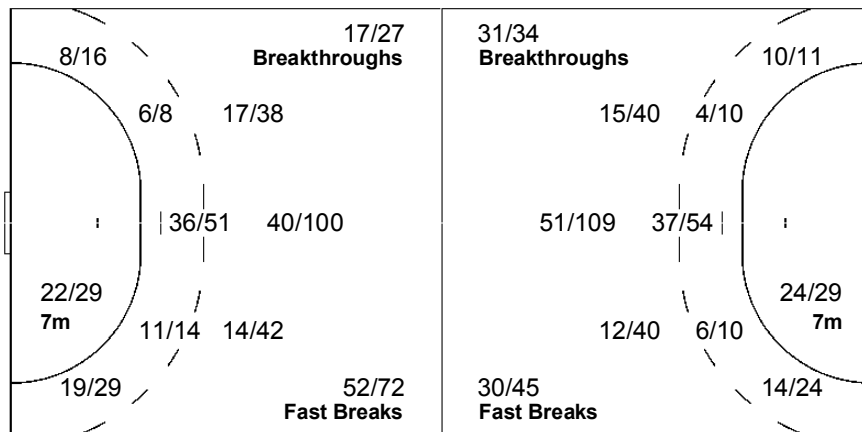
**Goalkeepers**

Goals / Shots

Saves / Shots

19/27	11/16	25/30
20/42	0/6	12/32
73/92	27/48	55/69

22-Missed 17-Post 25-Blocked



4/22	4/14	9/27
15/44	3/3	19/41
24/79	13/38	14/71

**1 GUSTAVSSON BP**

3/16	3/7	7/22
11/30	1/1	15/31
18/57	8/27	9/35

**16 GUDMUNDSSON HL**

1/6	1/7	2/5
4/14	2/2	4/10
6/22	5/11	5/36

**Legend:**

% Efficiency	<b>2Min</b> 2 Minute Suspensions	<b>6m</b> 6-metre Shots	<b>7m</b> 7-metre Shots	<b>9m</b> 9-metre Shots
<b>AS</b> Assists	<b>BS</b> Blocked Shots	<b>BT</b> Breakthroughs	<b>EX</b> Exclusions	<b>FB</b> Fast Breaks
<b>G/S</b> Goals/Shots	<b>GM</b> Gold Medal Match	<b>MP</b> Matches Played	<b>n/a</b> not applicable	<b>PR</b> Preliminary Round
<b>QF</b> Quarterfinal	<b>RC</b> Red Cards	<b>S/S</b> Saves/Shots	<b>SF</b> Semifinal	<b>ST</b> Steals
<b>TF</b> Technical Faults	<b>TP</b> Time Played	<b>Wing</b> Wing Shots	<b>YC</b> Yellow Cards	





## CUMULATIVE STATISTICS

累积技术统计 / STATISTIQUES CUMULATIVES

### ESP - Spain After 8 matches

Players		MP	Shots								Offence		Defence		Penalties				TP
No.	Name		G/S	%	6m	Wing	9m	7m	FB	BT	AS	TF	ST	BS	YC	2Min	RC	EX	
1	HOMBRADOS Jose Javier	8										2			1			4:22:09	
2	ENTRERRIOS Alberto	8	21/44	48	3/5		10/28		2/2	6/9	21	15	2	2		1		3:44:58	
4	ROCAS Albert	8	35/54	65	2/2	22/34	0/2	4/5	7/11		5	3	2					5:20:40	
5	ENTRERRIOS Raul	8	11/22	50	1/2		5/14		1/1	4/5	20	11	3	1	2			3:49:30	
6	GARABAYA Ruben	8	15/20	75	13/18				2/2		14	8	2	6	4	3		5:11:45	
7	PRIETO Carlos	8	19/27	70	19/26				0/1		9	7	4	24	6	10	2	4:27:31	
8	BELAUSTEGUI Jon	8	14/21	67	4/4	0/1	9/14		1/2		12	11	5	2	5	6		4:50:41	
11	LOZANO Demetrio	8	10/19	53	3/3		3/10		2/3	2/3	8	10	6	9		1		2:49:20	
15	DAVIS David	8	7/10	70		1/1			6/9		2		2		2	2		1:54:07	
16	BARRUFET David	8																3:31:33	
17	GARCIA Juan	8	49/65	75	3/5	20/26		16/22	9/10	1/2	6	5	6					6:11:19	
18	ROMERO Iker	8	30/68	44	2/10	1/1	13/41		3/4	11/12	21	17	2	3	2	2		5:02:27	
21	MALMAGRO Cristian	8	22/35	63	6/8		6/17	2/2	1/1	7/7	10	13				1		2:24:49	
27	TOMAS Victor	8	13/21	62		8/13			4/6	1/2	2	4	3		1			2:19:11	
Bench/Team											1				1				
<b>Totals</b>			246/406	61	56/83	52/76	46/126	22/29	38/52	32/40	130	105	39	47	23	27	2	0	

Goalkeepers		Total Shots		6m Shots		Wing Shots		9m Shots		7m Shots		Fast Breaks		Breakthroughs	
No.	Name	S/S	%	S/S	%	S/S	%	S/S	%	S/S	%	S/S	%	S/S	%
1	HOMBRADOS Jose Javier	55/181	30	13/43	30	1/9	11	24/68	35	5/18	28	5/25	20	7/18	39
16	BARRUFET David	59/165	36	9/41	22	7/15	47	30/69	43	1/9	11	9/25	36	3/6	50
<b>Totals</b>		114/348	33	22/84	26	8/24	33	54/137	39	6/27	22	14/52	27	10/24	42

Team Shots	Goals	Saves	Missed	Post	Blocked	Total	%
6m Shots	56	18	7	2	0	83	67
Wing Shots	52	18	2	4	0	76	68
9m Shots	46	40	11	7	22	126	37
7m Shots	22	5	0	2	n/a	29	76
Fast Breaks	38	11	0	3	0	52	73
Breakthroughs	32	5	1	1	1	40	80
<b>Totals</b>	246	97	21	19	23	406	61

Played		
PR	CRO	29 - 31
PR	POL	30 - 29
PR	CHN	36 - 22
PR	FRA	21 - 28
PR	BRA	36 - 35
QF	KOR	29 - 24
SF	ISL	30 - 36
BM	CRO	35 - 29

Number of Attacks: 477, Scoring Efficiency: 52%



**CUMULATIVE STATISTICS**  
累积技术统计 / STATISTIQUES CUMULATIVES

**ESP - Spain**  
After 8 matches

**Shots Distribution**

**Players**

Goals / Shots

2 ENTRERRIOS A			4 ROCAS A			5 ENTRERRIOS R			6 GARABAYA R			7 PRIETO C			8 BELAUSTEGUI J			11 LOZANO D		
2/4	0/1	1/1	7/7	1/3	3/3	1/1		2/3	1/1		1/1	2/3		4/4			3/4		1/2	0/1
4/6		2/2	1/2		4/6	1/3		1/1	3/4		1/1	2/4	0/1	0/1	3/4		2/2	1/2		1/1
6/6	2/4	4/7	5/7	7/10	7/8	5/8		1/2	2/2	3/3	4/6	7/9	3/3	1/1	3/4		3/4	6/7	0/1	1/1
4-Missed 2-Post 7-Blocked			1-Missed 7-Post			2-Missed			2-Blocked 1-Missed 1-Post			1-Missed			1-Missed 2-Post			1-Post 3-Blocked		

15 DAVIS D			17 GARCIA J			18 ROMERO I			21 MALMAGRO C			27 TOMAS V		
1/1	0/1	2/3	1/2	4/6	6/7	3/5	0/1	2/3	2/3	4/4	1/1	2/2	2/2	1/3
		0/1	2/4	0/1	1/1	3/4	0/2	2/4	1/1		3/4	2/5	0/1	
3/3	1/1		8/8	20/27	7/7	7/9	3/6	10/14	6/8	1/2	4/7	3/3	1/1	2/3
1-Missed 1-Post			8-Missed 4-Post			8-Blocked			1-Missed 1-Post			3-Blocked 1-Missed		

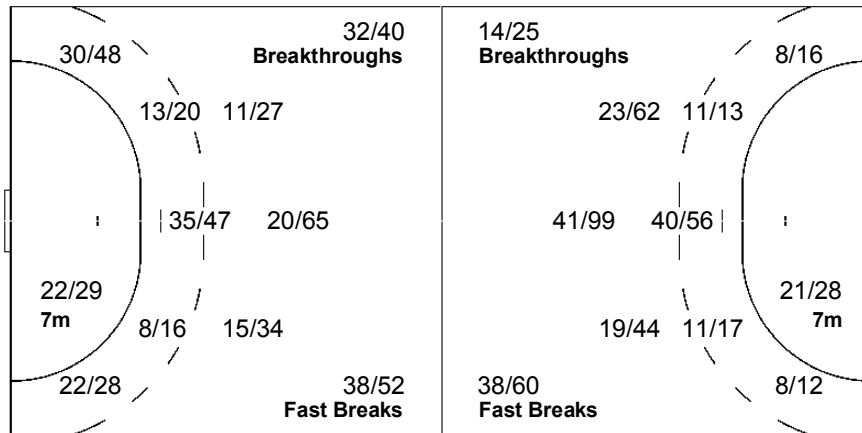
**Team**

Goals / Shots

22/29	12/20	26/34
23/39	0/5	17/24
61/74	41/58	44/60

21-Missed 19-Post 23-Blocked

**Offence**



**Defence**

**Goalkeepers**

Saves / Shots

9/28	8/13	10/25
12/22	7/7	9/22
15/91	19/41	25/99

**1 HOMBRADOS JJ**

4/11	2/5	4/11
6/11	3/3	4/10
11/57	10/23	11/50

**16 BARRUFET D**

5/17	6/8	6/14
6/11	4/4	5/11
4/34	9/17	14/49

**Legend:**

%	Efficiency	2Min	2 Minute Suspensions	6m	6-metre Shots	7m	7-metre Shots	9m	9-metre Shots
AS	Assists	BM	Bronze Medal Match	BS	Blocked Shots	BT	Breakthroughs	EX	Exclusions
FB	Fast Breaks	G/S	Goals/Shots	MP	Matches Played	n/a	not applicable	PR	Preliminary Round
QF	Quarterfinal	RC	Red Cards	S/S	Saves/Shots	SF	Semifinal	ST	Steals
TF	Technical Faults	TP	Time Played	Wing	Wing Shots	YC	Yellow Cards		



## CUMULATIVE STATISTICS

累积技术统计 / STATISTIQUES CUMULATIVES

### CRO - Croatia After 8 matches

Players		MP	Shots								Offence		Defence		Penalties			TP
No.	Name		G/S	%	6m	Wing	9m	7m	FB	BT	AS	TF	ST	BS	YC	2Min	RC	
1	LOSERT Venio	8								3	1							3:42:19
3	SULIC Renato	8	9/12	75	7/10					2/2		2	4			1	2	1:59:19
4	BALIC Ivano	7	9/29	31	4/5			2/19		1/2	2/3	10	9			1		2:27:45
5	DUVNJAK Domagoj	8	24/34	71	5/5			3/11	6/6	3/3	7/9	10	9	4		2		2:58:46
6	LACKOVIC Blazenko	8	19/47	40	2/2			14/40		1/2	2/3	14	8	4		1		3:42:15
9	VORI Igor	8	23/29	79	14/17	1/1				6/9	2/2	10	10	2	10	4	1	5:41:22
10	DOMINIKOVIC Davor	8	2/3	67	1/1					1/2		3	4	4	13	5	2	2:30:41
11	DZOMBA Mirza	8	34/48	71	1/1	4/10			20/28	9/9		3	4	4		1	1	3:28:42
13	HORVAT Zlatko	8	16/24	67	2/2	10/14	0/2			4/6		3	7	3		1		4:34:36
14	VUKOVIC Drago	8	12/25	48	5/5			4/16		2/3	1/1	16	4		5	3	3	3:06:53
17	SPREM Goran	5	25/35	71	1/2	10/17			2/3	11/12	1/1	3		1	1	1	1	4:40:31
19	METLICIC Petar	8	16/41	39	7/11			5/23		1/2	3/5	32	19	1	2	3	6	5:45:35
23	VUKIC Ljubo	3	8/13	62		4/8				4/5		2	3					2:42:35
24	VALCIC Tonci	8	21/35	60	3/7			11/20		3/3	4/5	12	16	6	2	1	4	4:21:00
25	ALILOVIC Mirko	8										3						4:17:41
	Bench/Team											1			2	1		
<b>Totals</b>			218/375	58	52/68	29/50	39/131	28/37	48/60	22/29	124	98	32	33	22	25	1	0

Goalkeepers		Total Shots		6m Shots		Wing Shots		9m Shots		7m Shots		Fast Breaks		Breakthroughs	
No.	Name	S/S	%	S/S	%	S/S	%	S/S	%	S/S	%	S/S	%	S/S	%
1	LOSERT Venio	44/135	33	10/41	24	6/15	40	20/39	51	1/9	11	5/22	23	2/9	22
25	ALILOVIC Mirko	46/154	30	13/31	42	5/22	23	23/53	43	1/13	8	3/26	12	1/9	11
<b>Totals</b>		90/289	31	23/72	32	11/37	30	43/92	47	2/22	9	8/48	17	3/18	17

Team Shots	Goals	Saves	Missed	Post	Blocked	Total	%
6m Shots	52	10	3	3	0	68	76
Wing Shots	29	13	2	6	0	50	58
9m Shots	39	44	15	6	27	131	30
7m Shots	28	7	1	1	n/a	37	76
Fast Breaks	48	10	0	1	1	60	80
Breakthroughs	22	6	1	0	0	29	76
<b>Totals</b>	218	90	22	17	28	375	58

Played		
PR	ESP	31 - 29
PR	BRA	33 - 14
PR	FRA	19 - 23
PR	POL	24 - 27
PR	CHN	33 - 22
QF	DEN	26 - 24
SF	FRA	23 - 25
BM	ESP	29 - 35

Number of Attacks: 434, Scoring Efficiency: 50%

## CUMULATIVE STATISTICS

累积技术统计 / STATISTIQUES CUMULATIVES

### CRO - Croatia

After 8 matches

#### Shots Distribution

##### Players

Goals / Shots

3 SULIC R	4 BALIC I	5 DUVNJAK D	6 LACKOVIC B	9 VORI I	10 DOMINIKOVIC D	11 DZOMBA M
1/1	1/1 1/1 1/2	2/3 1/1	0/1 0/3 2/2	1/1 2/2 1/2	0/1	3/4 5/6 0/1
2/2	0/2 0/1	1/1 0/1 4/4	2/2 1/4	0/2 0/2		4/8 2/4
3/3 1/2 2/2	4/8 0/1 2/2	11/12 1/1 4/6	4/7 2/3 8/10	6/7 6/6 7/7	2/2	6/6 6/6 8/9
1-Missed 1-Post	3-Missed 2-Post 6-Blocked 3-Missed	2-Blocked 5-Missed 3-Post 7-Blocked				1-Missed 3-Post

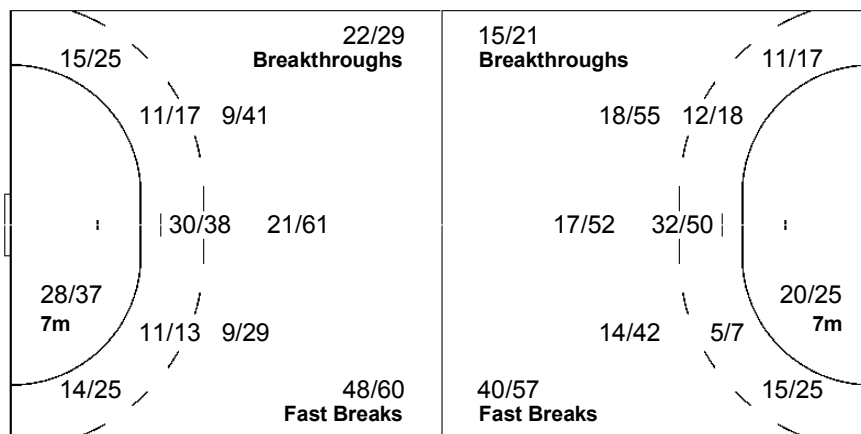
13 HORVAT Z	14 VUKOVIC D	17 SPREM G	19 METLICIC P	23 VUKIC L	24 VALCIC T
1/2	0/1 3/4	1/2 2/2 3/3	0/1 1/1 1/2	2/4 1/2	1/3 2/2
0/1	2/3	5/8 1/3	0/1 0/2 4/8		0/1 0/1 3/5
7/7 2/2 6/7	4/6 1/1 2/2	8/8 2/4 3/3	2/4 1/3 7/10	2/2 2/2	2/3 1/1 12/15
1-Missed 3-Post 1-Blocked 3-Missed	5-Blocked	2-Post	3-Missed 1-Post 5-Blocked 1-Missed 1-Post		1-Missed 1-Post 2-Blocked

##### Team

Goals / Shots

13/24	11/16	15/21
16/31	0/4	16/32
61/75	23/30	63/75
22-Missed	17-Post	28-Blocked

##### Offence



##### Defence

##### Goalkeepers

Saves / Shots

6/24	3/16	9/30
13/28	4/4	14/22
13/66	12/36	16/63

##### 1 LOSERT V

1/8	2/8	4/18
8/17	2/2	8/12
6/29	7/15	6/26

##### 25 ALILOVIC M

5/16	1/8	5/12
5/11	2/2	6/10
7/37	5/21	10/37

Player #23 VUKIC Ljubo replaced by #17 SPREM Goran

Legend:			
%	Efficiency	2Min	2 Minute Suspensions
AS	Assists	BM	Bronze Medal Match
FB	Fast Breaks	G/S	Goals/Shots
QF	Quarterfinal	RC	Red Cards
TF	Technical Faults	TP	Time Played
6m	6-metre Shots	BS	Blocked Shots
7m	7-metre Shots	MP	Matches Played
9m	9-metre Shots	S/S	Saves/Shots
		Wing	Wing Shots
		BT	Breakthroughs
		n/a	not applicable
		SF	Semifinal
		YC	Yellow Cards
		EX	Exclusions
		PR	Preliminary Round
		ST	Steals



## CUMULATIVE STATISTICS

累积技术统计 / STATISTIQUES CUMULATIVES

### POL - Poland

After 8 matches

Players		MP	Shots								Offence		Defence		Penalties				TP
No.	Name		G/S	%	6m	Wing	9m	7m	FB	BT	AS	TF	ST	BS	YC	2Min	RC	EX	
1	SZMAL Slawomir	8								2								5:31:01	
2	JASZKA Bartlomiej	8	12/17	71	4/6		3/4		2/3	3/4	8	10	9	2				2:41:15	
3	LIJEWSKI Krzysztof	8	19/34	56	1/3		10/23		6/6	2/2	28	10	6	3	3	3		5:01:30	
5	JACHLEWSKI Mateusz	8	24/35	69	2/3	7/11		0/1	14/17	1/3	2				2			4:34:48	
6	TKACZYK Grzegorz	8	25/45	56	5/11		14/25		3/5	3/4	21	17	4	6	4	2		5:20:37	
8	BIELECKI Karol	8	14/42	33			12/40		1/1	1/1	7	5	2	3	1	1		2:37:25	
9	SIODMIAK Artur	8	6/10	60	4/7				2/3		5	4	3	4	5	4		3:51:52	
13	JURECKI Bartosz	8	32/47	68	26/38		1/1		3/6	2/2	12	19	1	2	5	3		4:09:28	
14	JURASIK Mariusz	8	37/59	63	3/6	14/20	6/11		11/19	3/3	8	10	1			1		6:08:28	
15	JURECKI Michal	8	12/31	39	1/2		4/18		5/9	2/2	12	13	5	15	2	5		5:11:19	
16	WICHARY Marcin	8								1	1	2						2:28:58	
19	TLUCZYNSKI Tomasz	8	31/42	74		6/9	0/1	14/17	9/13	2/2	1	1	2					3:26:41	
22	LIJEWSKI Marcin	8	14/29	48	0/1		6/18	5/5	1/2	2/3	22	8	2	3	2	3		3:05:03	
28	PIWKO Pawel	8	9/13	69		3/4	1/1		4/7	1/1		2	2					1:51:35	
Bench/Team															2				
<b>Totals</b>			235/404	58	46/77	30/44	57/142	19/23	61/91	22/27	129	100	39	38	24	24	0	0	

Goalkeepers		Total Shots		6m Shots		Wing Shots		9m Shots		7m Shots		Fast Breaks		Breakthroughs	
No.	Name	S/S	%	S/S	%	S/S	%	S/S	%	S/S	%	S/S	%	S/S	%
1	SZMAL Slawomir	85/227	37	11/39	28	8/29	28	53/102	52	2/17	12	8/31	26	3/9	33
16	WICHARY Marcin	31/103	30	1/18	6	6/15	40	19/45	42	3/7	43	0/12	0	2/6	33
<b>Totals</b>		116/330	35	12/57	21	14/44	32	72/147	49	5/24	21	8/43	19	5/15	33

Team Shots	Goals	Saves	Missed	Post	Blocked	Total	%
6m Shots	46	26	4	1	0	77	60
Wing Shots	30	9	4	1	0	44	68
9m Shots	57	53	11	6	15	142	40
7m Shots	19	3	0	1	n/a	23	83
Fast Breaks	61	20	4	5	1	91	67
Breakthroughs	22	5	0	0	0	27	81
<b>Totals</b>	235	116	23	14	16	404	58

Played		
PR	CHN	33 - 19
PR	ESP	29 - 30
PR	BRA	28 - 25
PR	CRO	27 - 24
PR	FRA	30 - 30
QF	ISL	30 - 32
PL	KOR	29 - 26
PL	RUS	29 - 28

Number of Attacks: 457, Scoring Efficiency: 51%



## CUMULATIVE STATISTICS

累积技术统计 / STATISTIQUES CUMULATIVES

### POL - Poland

After 8 matches

#### Shots Distribution

##### Players

Goals / Shots

2 JASZKA B			3 LIJEWSKI K			5 JACHLEWSKI M			6 TKACZYK G			8 BIELECKI K			9 SIODMIAK A			13 JURECKI B		
3/4		2/2	2/2	0/1	1/4	1/1	0/1	2/2	6/6	1/4	1/2	2/4	0/1	1/2			1/1	4/7	1/2	3/3
1/2			3/4		2/4	0/2		1/3	2/3	0/2	4/6	4/10	0/1	1/4	1/2		0/1	4/6		2/6
2/3	1/3	3/3	8/11	1/1	2/4	7/8	6/8	7/7	4/6	2/3	5/5	3/4		3/6	3/3		1/1	3/4	5/6	10/11
2-Missed 1-Post			3-Missed			2-Missed 3-Post 3-Blocked			2-Missed 2-Post 6-Blocked			1-Missed 1-Post			2-Missed					
14 JURASIK M			15 JURECKI M			19 TLUCZYNSKI T			22 LIJEWSKI M			28 PIWKO P								
6/7	6/6	4/4				1/1		5/6	5/5			3/3								
2/4	0/1	0/3	0/3		1/2	1/3		4/6	0/1		1/3	1/1		0/1						
10/14	4/6	5/7	2/3	1/3	8/10	7/7	5/8	8/8	5/9	0/1	3/7	5/5	0/1							
3-Missed 3-Post 1-Blocked			6-Missed 1-Post 3-Blocked			1-Missed 2-Post			3-Blocked 1-Missed 1-Post											

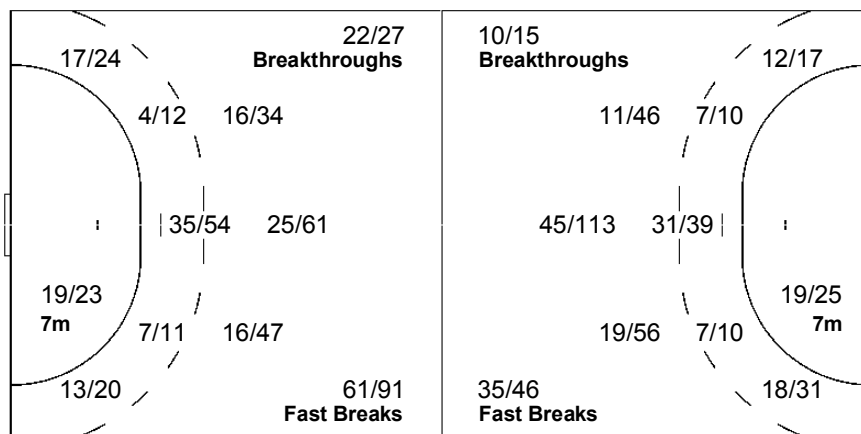
##### Team

Goals / Shots

33/40	8/15	20/26
19/41	0/4	16/39
59/77	25/40	55/69

23-Missed 14-Post 16-Blocked

##### Offence



##### Defence

##### Goalkeepers

Saves / Shots

13/32	12/19	6/24
15/29	4/4	18/36
17/71	16/38	15/77

##### 1 SZMAL S

10/23	10/17	6/18
10/19	3/3	15/25
11/46	12/29	8/47

##### 16 WICHARY M

3/9	2/2	0/6
5/10	1/1	3/11
6/25	4/9	7/30

##### Legend:

%	Efficiency	2Min	2 Minute Suspensions	6m	6-metre Shots	7m	7-metre Shots	9m	9-metre Shots
AS	Assists	BS	Blocked Shots	BT	Breakthroughs	EX	Exclusions	FB	Fast Breaks
G/S	Goals/Shots	MP	Matches Played	n/a	not applicable	PL	Placement	PR	Preliminary Round
QF	Quarterfinal	RC	Red Cards	S/S	Saves/Shots	ST	Steals	TF	Technical Faults
TP	Time Played	Wing	Wing Shots	YC	Yellow Cards				



## CUMULATIVE STATISTICS

累积技术统计 / STATISTIQUES CUMULATIVES

### RUS - Russian Fed.

After 8 matches

Players		MP	Shots								Offence		Defence		Penalties			TP
No.	Name		G/S	%	6m	Wing	9m	7m	FB	BT	AS	TF	ST	BS	YC	2Min	RC	
1	GRAMS Oleg	8									1							5:52:30
2	FILIPPOV Vasily	8	22/41	54	5/8	0/1	7/15		6/9	4/8	19	11	3	1		1		4:29:36
6	KRIVOSHLYKOV Denis	8	5/10	50	0/1	2/5			2/2	1/2	6				1	1		2:32:02
8	EVDOKIMOV Egor	8	14/17	82	12/15				1/1	1/1	1	8	1	7	2	4		3:40:45
10	CHERNOIVANOV Alexander	8	26/43	60	25/40				0/1	1/2	12	8	3	11	5	5		5:08:11
15	RASTVORTSEV Alexey	8	25/44	57	0/1		20/38		3/3	2/2	7	6		3	2	2		3:15:35
16	KOSTYGOV Alexey	8									2	1						2:07:30
17	KAMANIN Alexey	8	18/39	46	0/1		12/32		4/4	2/2	18	10	2	8	3	5	1	4:45:23
19	ASLANYAN Samvel	8	3/7	43	1/1		1/5			1/1	2	2				1		39:03
23	KOKSHAROV Eduard	8	31/42	74	0/1	9/10	1/2	15/21	5/7	1/1	5	13	6	2	2	4		5:13:29
25	KOVALEV Dmitry	8	17/31	55	1/5	11/18	0/1		5/7		4	6	1			1		5:23:31
31	DIBIROV Timur	8	14/23	61	2/3	5/8	0/1	3/4	4/5	0/2	5	8	3			2		3:03:33
35	IGROPULO Konstantin	8	36/63	57	1/1	2/3	13/34	11/13	4/5	5/7	23	28	3		5	7		6:03:42
77	IVANOV Vitaly	8	5/16	31	2/6		1/8			2/2	10	6	3		2			3:45:10
Bench/Team											2				2			
<b>Totals</b>			216/376	57	49/83	29/45	55/136	29/38	34/44	20/30	114	110	25	32	24	33	1	0

Goalkeepers		Total Shots		6m Shots		Wing Shots		9m Shots		7m Shots		Fast Breaks		Breakthroughs	
No.	Name	S/S	%	S/S	%	S/S	%	S/S	%	S/S	%	S/S	%	S/S	%
1	GRAMS Oleg	91/250	36	21/46	46	13/36	36	36/83	43	2/16	13	13/50	26	6/19	32
16	KOSTYGOV Alexey	31/86	36	7/17	41	2/9	22	14/28	50	3/9	33	3/18	17	2/5	40
<b>Totals</b>		122/336	36	28/63	44	15/45	33	50/111	45	5/25	20	16/68	24	8/24	33

Team Shots	Goals	Saves	Missed	Post	Blocked	Total	%
6m Shots	49	31	1	2	0	83	59
Wing Shots	29	12	2	2	0	45	64
9m Shots	55	43	12	6	20	136	40
7m Shots	29	5	1	3	n/a	38	76
Fast Breaks	34	7	1	2	0	44	77
Breakthroughs	20	7	1	2	0	30	67
<b>Totals</b>	216	105	18	17	20	376	57

Played		
PR	ISL	31 - 33
PR	EGY	28 - 27
PR	DEN	24 - 25
PR	GER	24 - 24
PR	KOR	29 - 22
QF	FRA	24 - 27
PL	DEN	28 - 27
PL	POL	28 - 29

Number of Attacks: 443, Scoring Efficiency: 49%



**CUMULATIVE STATISTICS**  
累积技术统计 / STATISTIQUES CUMULATIVES

**RUS - Russian Fed.**  
After 8 matches

**Shots Distribution**

2 FILIPPOV V			6 KRIVOSHLYKOV D			8 EVDOKIMOV E			10 CHERNOIVANOV A			15 RASTVORTSEV A			17 KAMANIN A			19 ASLANYAN S		
2/2		3/3	0/2	1/1	1/1	1/1		1/2	4/5	2/4	1/2	2/3		1/1	0/1		3/3			
1/4		1/4	0/1		2/2			5/6	2/3		1/8	3/5		1/2	1/3	0/1	2/7			
6/8	4/5	5/7	1/1	0/1	0/1	2/2	0/1	5/5	4/5	1/1	11/11	4/6	3/4	11/16	5/8	1/1	6/8	2/3	1/1	0/1
5-Missed 2-Post 1-Blocked									4-Post			3-Missed 1-Post 3-Blocked			2-Missed 1-Post 4-Blocked 1-Missed			1-Blocked		

23 KOKSHAROV E			25 KOVALEV D			31 DIBIROV T			35 IGROPULO K			77 IVANOV V		
3/3		3/3	0/1	2/3	0/1	1/2	3/3	1/3	2/3	2/2	4/4	2/3	0/1	
1/3		7/9	1/2		1/4	1/3			3/7		3/4	1/2		1/2
3/5	4/5	10/11	5/6	4/6	4/6	4/4	3/3	1/2	8/9	5/8	9/9	0/1	1/4	0/1
1-Missed 2-Post			2-Post			1-Missed 2-Post			5-Missed 3-Post 9-Blocked			2-Blocked		

**Team**

**Offence**

**Defence**

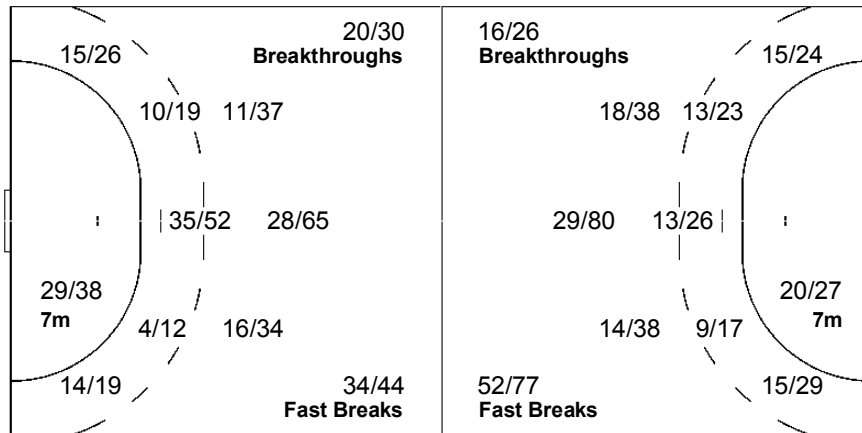
**Goalkeepers**

Goals / Shots

Saves / Shots

17/26	10/14	18/23
14/33	0/1	24/48
44/58	27/40	62/78

18-Missed 17-Post 20-Blocked



3/29	8/15	5/27
24/44	7/7	18/27
19/72	22/48	16/67

1 GRAMS O

1/18	3/8	2/17
21/36	6/6	16/24
15/54	16/37	11/50

16 KOSTYGOV A

2/11	5/7	3/10
3/8	1/1	2/3
4/18	6/11	5/17

Legend:									
%	Efficiency	2Min	2 Minute Suspensions	6m	6-metre Shots	7m	7-metre Shots	9m	9-metre Shots
AS	Assists	BS	Blocked Shots	BT	Breakthroughs	EX	Exclusions	FB	Fast Breaks
G/S	Goals/Shots	MP	Matches Played	n/a	not applicable	PL	Placement	PR	Preliminary Round
QF	Quarterfinal	RC	Red Cards	S/S	Saves/Shots	ST	Steals	TF	Technical Faults
TP	Time Played	Wing	Wing Shots	YC	Yellow Cards				





## CUMULATIVE STATISTICS

累积技术统计 / STATISTIQUES CUMULATIVES

### DEN - Denmark

After 8 matches

Players		MP	Shots								Offence		Defence		Penalties				TP
No.	Name		G/S	%	6m	Wing	9m	7m	FB	BT	AS	TF	ST	BS	YC	2Min	RC	EX	
1	HVIDT Kasper	8									1	1						6:35:57	
4	BOESEN Lasse	8	22/48	46	1/1		21/47			8	5							2:19:24	
6	JOERGENSEN Lars Troels	8	3/6	50	2/3				1/2	0/1	13	5	3	10	8	9	1	4:07:23	
7	JENSEN Jesper	8	16/34	47	5/7	1/1	6/19		1/2	3/5	20	17	2	4	4	3		4:56:37	
9	CHRISTIANSEN Lars Roslyng	8	42/59	71	0/1	15/24		8/12	19/22		1	2	2			1		7:07:50	
12	HENRIKSEN Peter	8								2								1:23:29	
13	SPELLERBERG Bo	8	14/32	44	1/2		4/16	7/9	0/2	2/3	12	11						1:52:11	
14	KNUDSEN Michael V	1																	
15	HANSEN Mikkel	7	22/42	52	1/3		19/36		0/1	2/2	5	4	1					1:15:02	
19	NOEDDESBO Jesper	8	36/47	77	25/34				11/13		8	19	1	9	1	5		6:52:32	
22	SARUP Kasper Soendergaard	8	17/38	45	3/6	1/1	10/28		1/1	2/2	5	7						1:55:47	
23	BOLDSEN Joachim Rietveld	8	9/19	47	4/5	0/1	3/11		2/2		12	4	5	3	5	6		5:03:13	
24	LINDBERG Hans Ottar	8	25/46	54	0/2	13/28	2/5		8/9	2/2	8	3	3					7:37:21	
25	BRUUN JOERGENSEN Klavs	8	13/30	43			12/29			1/1	10	8	1	1	1			1:57:36	
26	NIELSEN Kasper	7	6/13	46	0/1		1/4		5/7	0/1	4	2	4	1	2	9	1	2:55:38	
Bench/Team											1				2				
<b>Totals</b>			225/414	54	42/65	30/55	78/195	15/21	48/61	12/17	108	89	23	28	23	33	2	0	

Goalkeepers		Total Shots		6m Shots		Wing Shots		9m Shots		7m Shots		Fast Breaks		Breakthroughs	
No.	Name	S/S	%	S/S	%	S/S	%	S/S	%	S/S	%	S/S	%	S/S	%
1	HVIDT Kasper	94/260	36	7/45	16	15/35	43	52/104	50	7/22	32	8/36	22	5/18	28
12	HENRIKSEN Peter	16/61	26	2/9	22	1/4	25	13/23	57	0/7	0	0/12	0	0/6	0
<b>Totals</b>		110/321	34	9/54	17	16/39	41	65/127	51	7/29	24	8/48	17	5/24	21

Team Shots	Goals	Saves	Missed	Post	Blocked	Total	%
6m Shots	42	20	1	2	0	65	65
Wing Shots	30	21	0	4	0	55	55
9m Shots	78	61	9	6	41	195	40
7m Shots	15	4	0	2	n/a	21	71
Fast Breaks	48	6	2	2	3	61	79
Breakthroughs	12	3	1	1	0	17	71
<b>Totals</b>	225	115	13	17	44	414	54

Played		
PR	EGY	23 - 23
PR	KOR	30 - 31
PR	RUS	25 - 24
PR	ISL	32 - 32
PR	GER	27 - 21
QF	CRO	24 - 26
PL	RUS	27 - 28
PL	KOR	37 - 26

Number of Attacks: 434, Scoring Efficiency: 52%

## CUMULATIVE STATISTICS

累积技术统计 / STATISTIQUES CUMULATIVES

### DEN - Denmark After 8 matches

#### Shots Distribution

##### Players

Goals / Shots

4 BOESEN L			6 JOERGENSEN LT			7 JENSEN J			9 CHRISTIANSEN LR			13 SPELLERBERG B			14 KNUDSEN MV			15 HANSEN M		
3/3	1/1	2/2		0/2	1/1	2/2	1/1	1/1	7/7	4/4	10/12	2/2	2/3	1/1				2/2	0/1	5/7
2/2		4/5				0/1		0/2	2/6		5/8	2/2	0/2	0/3				3/3		1/3
4/7	1/2	5/8	1/1		1/1	6/10	1/2	5/5	4/7		10/11	2/3	1/2	4/6				7/11	0/3	4/5
3-Missed 1-Post	14-Blocked		1-Post			4-Missed 2-Post	4-Blocked	1-Missed 3-Post	3-Missed 4-Post	1-Blocked								7-Blocked		

19 NOEDDESBO J			22 SARUP KS			23 BOLDSSEN JR			24 LINDBERG HO			25 BRUUN JOERGENSEN K			26 NIELSEN K		
4/5	0/1	6/6	2/2		0/1	1/1			2/2	3/7	0/1	2/3	1/2	2/3			0/2
3/6		3/5	4/5		1/4	0/1			1/4	0/2	0/3	1/2		0/1			1/1
7/7	2/4	11/12	4/7	0/2	6/10	2/3	2/4	4/6	4/7	10/11	5/5	3/3	0/1	4/8	2/3	2/3	1/1
1-Post			1-Post	6-Blocked	1-Missed	3-Blocked			3-Post	1-Blocked		1-Post	6-Blocked	1-Missed	2-Blocked		

##### Team

##### Offence

##### Defence

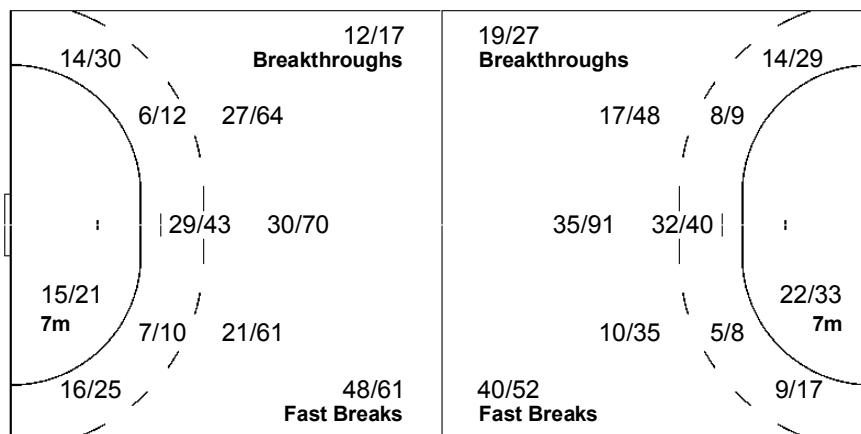
##### Goalkeepers

Goals / Shots

Saves / Shots

27/29	12/22	28/37
18/32	0/4	15/35
46/69	19/34	60/78

13-Missed 17-Post 44-Blocked



8/20	5/13	9/25
14/27	2/2	12/27
28/90	15/31	17/86

1 HVIDT K

6/16	5/10	7/20
14/24	1/1	10/24
24/75	15/28	12/62

12 HENRIKSEN P

2/4	0/3	2/5
0/3	1/1	2/3
4/15	0/3	5/24

Player #14 KNUDSEN Michael V replaced by #15 HANSEN Mikkel

Legend:									
%	Efficiency	2Min	2 Minute Suspensions	6m	6-metre Shots	7m	7-metre Shots	9m	9-metre Shots
AS	Assists	BS	Blocked Shots	BT	Breakthroughs	EX	Exclusions	FB	Fast Breaks
G/S	Goals/Shots	MP	Matches Played	n/a	not applicable	PL	Placement	PR	Preliminary Round
QF	Quarterfinal	RC	Red Cards	S/S	Saves/Shots	ST	Steals	TF	Technical Faults
TP	Time Played	Wing	Wing Shots	YC	Yellow Cards				

## CUMULATIVE STATISTICS

累积技术统计 / STATISTIQUES CUMULATIVES

### KOR - Korea After 8 matches

Players		MP	Shots								Offence		Defence		Penalties			TP
No.	Name		G/S	%	6m	Wing	9m	7m	FB	BT	AS	TF	ST	BS	YC	2Min	RC	
1	HAN Kyungtai	8										2						5:02:31
2	JEONG Yikyong	8	23/53	43	1/2	0/1	19/44	1/1	2/5	8	11	1	2	2	3			4:38:36
6	KIM Teawan	8	4/9	44	1/1	1/4	1/2		1/2	2	3	3	2	1	3			4:06:33
7	JUNG Suyoung	8	34/67	51	3/6	4/6	18/41	2/4	6/8	8	13	5		3	3			6:35:10
8	PARK Junggeu	8	15/20	75	14/19				1/1	8	11	3	3	5	5			6:13:57
10	PARK Chanyong	8	0/1	0	0/1					1	1							1:04:04
13	YOON Kyungshin	8	22/46	48	1/1		16/36	0/2	3/3	6	7	4	6	1	2			3:06:00
14	CHO Chihyo	8	16/35	46	1/2	1/2	2/12	8/12	3/5	1	3	2		1				3:37:42
15	LEE Teayoung	8	9/13	69	1/1	0/2		4/5	2/3	6	5	2		1				3:23:36
16	KANG Ilkoo	8																2:58:06
17	LEE Jaewoo	8	16/37	43	1/1		8/24		1/5	6/7	14	11		1	2	1		6:23:44
18	PAEK Wonchul	8	25/57	44	0/2	0/1	18/40	4/6	2/3	1/5	10	13	3	1				3:30:40
20	KO Kyungsoo	8	23/41	56	2/2	5/7	8/21	1/1	6/9	1/1	5	8	2		1			3:24:25
23	YOON Kyungmin	8	11/29	38	1/2	0/2	6/18		4/6	0/1	2	4	4	3	3			1:54:56
Bench/Team												2						
<b>Totals</b>			198/408	49	26/40	11/25	96/238	20/31	31/50	14/24	71	92	31	17	20	18	0	0

Goalkeepers		Total Shots		6m Shots		Wing Shots		9m Shots		7m Shots		Fast Breaks		Breakthroughs	
No.	Name	S/S	%	S/S	%	S/S	%	S/S	%	S/S	%	S/S	%	S/S	%
1	HAN Kyungtai	67/204	33	10/41	24	13/38	34	23/59	39	3/10	30	7/29	24	11/27	41
16	KANG Ilkoo	25/112	22	8/31	26	4/11	36	9/32	28	0/6	0	3/19	16	1/13	8
<b>Totals</b>		92/316	29	18/72	25	17/49	35	32/91	35	3/16	19	10/48	21	12/40	30

Team Shots	Goals	Saves	Missed	Post	Blocked	Total	%
6m Shots	26	10	2	1	1	40	65
Wing Shots	11	12	1	1	0	25	44
9m Shots	96	72	17	7	46	238	40
7m Shots	20	10	0	1	n/a	31	65
Fast Breaks	31	12	0	7	0	50	62
Breakthroughs	14	9	0	1	0	24	58
<b>Totals</b>	198	125	20	18	47	408	49

Played		
PR	GER	23 - 27
PR	DEN	31 - 30
PR	ISL	22 - 21
PR	EGY	24 - 22
PR	RUS	22 - 29
QF	ESP	24 - 29
PL	POL	26 - 29
PL	DEN	26 - 37

Number of Attacks: 443, Scoring Efficiency: 45%

## CUMULATIVE STATISTICS

累积技术统计 / STATISTIQUES CUMULATIVES

### KOR - Korea After 8 matches

#### Shots Distribution

##### Players

Goals / Shots

2 JEONG Y			6 KIM T			7 JUNG S			8 PARK J			10 PARK C			13 YOON K			14 CHO C		
	1/3			0/1	0/2	2/2	4/5			2/2	1/1					1/3	4/5	1/2	2/3	1/2
1/1	0/1	1/2				1/5	0/1	1/3	2/2		3/3				5/6		3/5	0/3		0/4
12/17	2/4	6/10	2/2		2/2	9/11	4/9	13/18	1/1	0/1	6/8				2/2	2/3	5/9	4/6	3/5	5/5
6-Missed	3-Post	6-Blocked		2-Post		1-Missed	2-Post	10-Blocked	1-Missed	1-Post		1-Missed			2-Missed	1-Post	10-Blocked	1-Missed	1-Post	3-Blocked

15 LEE T			17 LEE J			18 PAEK W			20 KO K			23 YOON K		
0/1		0/1	1/1	0/1		1/1	0/1	0/3	3/5		4/5			0/1
		0/1	1/3	0/1	0/1	2/3		2/2	1/1		2/4	3/3		0/1
3/3	4/5	2/2	10/12	0/2	4/8	8/14	3/8	9/14	5/7	4/5	4/6	4/10	0/2	4/5
			2-Missed	3-Post	3-Blocked	1-Missed	1-Post	9-Blocked	3-Missed	2-Post	3-Blocked	2-Missed	2-Post	3-Blocked

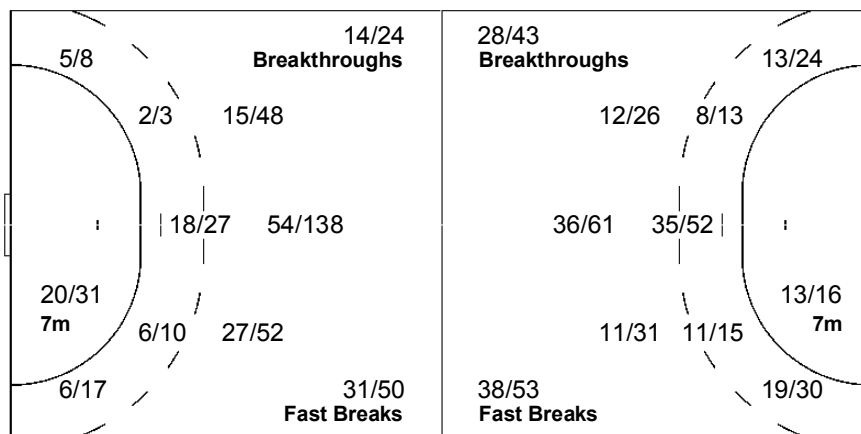
##### Team

Goals / Shots

8/12	10/19	10/20
16/27	0/3	12/26
60/85	22/44	60/87

20-Missed 18-Post 47-Blocked

##### Offence



##### Defence

##### Goalkeepers

Saves / Shots

8/34	7/16	3/34
12/36	3/3	16/35
16/61	18/34	9/63

##### 1 HAN K

5/19	4/10	3/18
6/19	2/2	14/28
12/36	14/26	7/46

##### 16 KANG I

3/15	3/6	0/16
6/17	1/1	2/7
4/25	4/8	2/17

##### Legend:

%	Efficiency	2Min	2 Minute Suspensions	6m	6-metre Shots	7m	7-metre Shots	9m	9-metre Shots
AS	Assists	BS	Blocked Shots	BT	Breakthroughs	EX	Exclusions	FB	Fast Breaks
G/S	Goals/Shots	MP	Matches Played	n/a	not applicable	PL	Placement	PR	Preliminary Round
QF	Quarterfinal	RC	Red Cards	S/S	Saves/Shots	ST	Steals	TF	Technical Faults
TP	Time Played	Wing	Wing Shots	YC	Yellow Cards				



## CUMULATIVE STATISTICS

累积技术统计 / STATISTIQUES CUMULATIVES

### GER - Germany After 5 matches

Players		MP	Shots								Offence		Defence		Penalties			TP	
No.	Name		G/S	%	6m	Wing	9m	7m	FB	BT	AS	TF	ST	BS	YC	2Min	RC		EX
1	FRITZ Henning	5														1			1:03:19
2	HENS Pascal	2	6/11	55	1/1		5/9			0/1	2	4	1						1:02:17
4	ROGGISCH Oliver	5	0/1	0	0/1								1	7	5	7			2:22:09
5	KLEIN Dominik	5	5/8	63		0/1	1/1		3/5	1/1	1	1	2						1:32:37
8	SCHWARZER Christian	5	9/17	53	7/15				2/2		1	7	1	1	1				2:23:01
10	KOHRMANN Oliver	5	2/6	33	1/1		1/3			0/2	8	11		1		1			2:22:01
11	GLANDORF Holger	5	25/46	54	6/6	0/1	14/30		2/4	3/5	9	8		4	2				4:31:07
12	BITTER Johannes	5									1	2							4:00:40
13	CHRISTOPHERSEN Sven-Soren	3	1/2	50			1/2					1							11:13
14	ZEITZ Christian	5	2/11	18	0/1		2/9			0/1		6			1	1	1		32:32
15	JANSEN Torsten	5	14/29	48	1/2	4/11		7/10	1/4	1/2	2	3	4	2		4			3:53:19
17	KLIMOVETS Andrei	5	4/4	100	2/2				2/2		5	2	1	2		5	1		2:21:51
18	KRAUS Michael	5	38/65	58	7/8	2/3	16/37	5/5	1/3	7/9	12	11	2	1	2	1			3:10:49
19	KEHRMANN Florian	5	20/32	63	2/2	8/16	2/3		7/10	1/1	9	12	6		3				4:59:43
24	HAASS Michael	5	0/1	0			0/1				1	4							33:22
Bench/Team															2				
<b>Totals</b>			126/233	54	27/39	14/32	42/95	12/15	18/30	13/22	51	72	18	18	16	20	2	0	

Goalkeepers		Total Shots		6m Shots		Wing Shots		9m Shots		7m Shots		Fast Breaks		Breakthroughs	
No.	Name	S/S	%	S/S	%	S/S	%	S/S	%	S/S	%	S/S	%	S/S	%
1	FRITZ Henning	10/40	25	3/6	50	0/2	0	5/22	23	0/3	0	1/5	20	1/2	50
12	BITTER Johannes	70/170	41	6/21	29	11/23	48	39/79	49	3/12	25	9/28	32	2/7	29
<b>Totals</b>		80/210	38	9/27	33	11/25	44	44/101	44	3/15	20	10/33	30	3/9	33

Team Shots	Goals	Saves	Missed	Post	Blocked	Total	%
6m Shots	27	11	0	0	1	39	69
Wing Shots	14	13	2	3	0	32	44
9m Shots	42	29	6	7	11	95	44
7m Shots	12	2	0	1	n/a	15	80
Fast Breaks	18	10	0	2	0	30	60
Breakthroughs	13	8	0	1	0	22	59
<b>Totals</b>	126	73	8	14	12	233	54

Played		
PR	KOR	27 - 23
PR	ISL	29 - 33
PR	EGY	25 - 23
PR	RUS	24 - 24
PR	DEN	21 - 27

Number of Attacks: 278, Scoring Efficiency: 45%



## CUMULATIVE STATISTICS

累积技术统计 / STATISTIQUES CUMULATIVES

### GER - Germany After 5 matches

#### Shots Distribution

##### Players

Goals / Shots

2 HENS P	4 ROGGISCH O	5 KLEIN D	8 SCHWARZER C	10 KOHRMANN O	11 GLANDORF H	13 CHRISTOPHERSEN S
1/1		1/1	0/1	1/1	2/2	0/1
2/3			0/1	0/1	7/12	
3/3	0/1	1/3	2/2	1/2	2/3	1/1
1-Missed 2-Post 1-Blocked					2-Missed 3-Post 2-Blocked	

14 ZEITZ C	15 JANSEN T	17 KLIMOVETS A	18 KRAUS M	19 KEHRMANN F	24 HAASS M
	3/3	1/1	7/9	2/2	
0/2	2/4		6/11	2/3	
0/1	3/4	2/2	4/9	4/4	
1-Post 4-Blocked	1-Post 1-Blocked		2-Missed 4-Post 3-Blocked	3-Missed 3-Post	1-Blocked

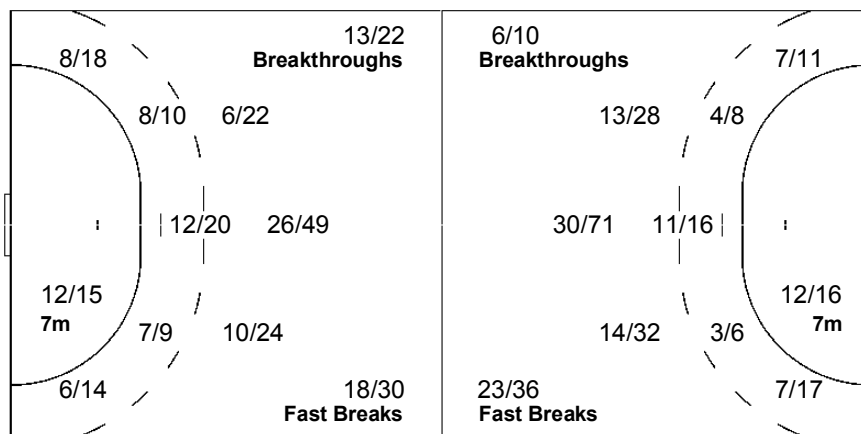
##### Team

Goals / Shots

18/22	5/8	20/24
19/38	0/6	15/21
22/33	12/26	15/21

8-Missed 14-Post 12-Blocked

##### Offence



##### Defence

##### Goalkeepers

Saves / Shots

2/13	5/12	3/17
14/29	5/5	20/29
10/39	8/26	13/40

##### 1 FRITZ H

0/5	1/3	0/6
1/3	1/1	2/2
2/9	2/7	1/4

##### 12 BITTER J

2/8	4/9	3/11
13/26	4/4	18/27
8/30	6/19	12/36

Player #2 HENS Pascal replaced by #13 CHRISTOPHERSEN Sven Soren

Legend:	
%	Efficiency
AS	Assists
G/S	Goals/Shots
S/S	Saves/Shots
YC	Yellow Cards
2Min	2 Minute Suspensions
BS	Blocked Shots
MP	Matches Played
ST	Steals
6m	6-metre Shots
BT	Breakthroughs
n/a	not applicable
TF	Technical Faults
7m	7-metre Shots
EX	Exclusions
PR	Preliminary Round
TP	Time Played
9m	9-metre Shots
FB	Fast Breaks
RC	Red Cards
Wing	Wing Shots

## CUMULATIVE STATISTICS

累积技术统计 / STATISTIQUES CUMULATIVES

### EGY - Egypt After 5 matches

Players		MP	Shots								Offence		Defence		Penalties				TP
No.	Name		G/S	%	6m	Wing	9m	7m	FB	BT	AS	TF	ST	BS	YC	2Min	RC	EX	
4	MABROUK Hussein	5	0/1	0						0/1			2			1	3		41:13
5	HUSSEIN Moustafa	5	13/25	52	1/1	7/13	2/4			3/6	0/1	5	2	4	1	3	3		4:53:53
6	EL AHMAR Ahmed	5	24/42	57	1/1	2/3	12/22	2/3		4/8	3/5	10	10	3					3:22:39
8	RAMADAN Mohamed	5	14/16	88	10/11					3/4	1/1	6	3		2	1	6	1	3:31:01
10	ABDELRAZEK Abouelfetoh	5	6/13	46	1/1	0/1	3/7			1/3	1/1	5	3						1:36:07
11	HASSABALLAH Mahmoud	5	2/3	67			1/1			0/1	1/1	2		2		1	1		1:17:16
12	NAKIB Mohamed	5										1							3:45:45
14	MABROUK Hassan	5	3/4	75			0/1			3/3		1		1	3	4	4		2:06:50
15	ABD ELSALAM Mohamed	5	21/46	46	3/6	1/3	11/31			1/1	5/5	5	11		1		2		2:29:12
16	ABDEL MAKSOUD Walid	5										1							1:14:15
17	MABROUK Belal	5	4/6	67		0/1	1/2			3/3			4	1	1		1		1:51:01
18	EL FAKHARANY Hany	5	6/9	67	5/8					1/1		1	3		2	3	4		1:49:49
19	YOUSRY Hassan	5	8/19	42	2/4		1/5			0/2	5/8	8	8						2:29:24
20	ZAKY Hussein	5	26/45	58	1/2	1/1	12/28	8/9		3/3	1/2	6	10	4	2	2	4		3:51:35
Bench/Team												1				2			
<b>Totals</b>			127/229	55	24/34	11/22	43/101	10/12	22/36	17/24	51	57	15	12	17	28	1	0	

Goalkeepers		Total Shots		6m Shots		Wing Shots		9m Shots		7m Shots		Fast Breaks		Breakthroughs	
No.	Name	S/S	%	S/S	%	S/S	%	S/S	%	S/S	%	S/S	%	S/S	%
12	NAKIB Mohamed	59/149	40	10/28	36	15/25	60	23/57	40	3/13	23	5/18	28	3/8	38
16	ABDEL MAKSOUD Walid	15/57	26	1/10	10	2/5	40	6/18	33	0/4	0	3/16	19	3/4	75
<b>Totals</b>		74/206	36	11/38	29	17/30	57	29/75	39	3/17	18	8/34	24	6/12	50

Team Shots	Goals	Saves	Missed	Post	Blocked	Total	%
6m Shots	24	8	1	1	0	34	71
Wing Shots	11	7	1	3	0	22	50
9m Shots	43	37	8	1	12	101	43
7m Shots	10	2	0	0	n/a	12	83
Fast Breaks	22	11	1	1	1	36	61
Breakthroughs	17	4	1	2	0	24	71
<b>Totals</b>	127	69	12	8	13	229	55

Played		
PR	DEN	23 - 23
PR	RUS	27 - 28
PR	GER	23 - 25
PR	KOR	22 - 24
PR	ISL	32 - 32

Number of Attacks: 264, Scoring Efficiency: 48%



## CUMULATIVE STATISTICS

累积技术统计 / STATISTIQUES CUMULATIVES

### EGY - Egypt After 5 matches

#### Shots Distribution

##### Players

Goals / Shots

4 MABROUK H	5 HUSSEIN M	6 EL AHMAR A	8 RAMADAN M	10 ABDELRAZEK A	11 HASSABALLAH M	14 MABROUK H
	0/1 0/1 0/1	2/2	1/1	0/1 0/1		1/1
	1/1 0/1 1/3	4/4 0/1 3/8	4/5	0/1 0/1		2/2
0/1	4/5 5/6 2/3	5/6 1/2 9/11	1/1 1/1 4/4	3/3	0/1 1/1	
	1-Missed 2-Post	2-Missed 2-Post 4-Blocked	1-Post	1-Blocked		

15 ABD ELSALAM M	17 MABROUK B	18 EL FAKHARANY H	19 YOUSRY H	20 ZAKY H
2/2 0/2 1/1		1/2 2/2		1/1 2/3 1/2
0/2	0/2	0/1	1/1 1/5	1/3
10/16 1/4 7/10	1/1 1/1	1/2 2/2	3/4 2/3	6/6 3/5 11/14
5-Missed 1-Post 1-Blocked			1-Post 4-Blocked	4-Missed 1-Post 3-Blocked

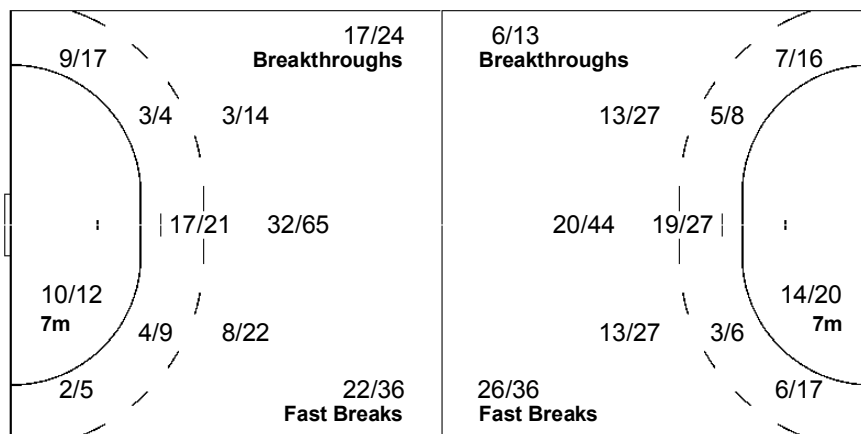
##### Team

Goals / Shots

8/11	5/9	7/10
13/19	0/5	7/24
33/43	12/21	42/54

12-Missed 8-Post 13-Blocked

##### Offence



##### Defence

##### Goalkeepers

Saves / Shots

4/16	5/12	4/16
13/21	1/1	10/21
14/43	14/34	9/42

##### 12 NAKIB M

4/12	5/11	4/13
7/11	1/1	8/17
11/32	10/20	9/32

##### 16 ABDEL MAKSOU D W

0/4	0/1	0/3
6/10		2/4
3/11	4/14	0/10

##### Legend:

%	Efficiency	2Min	2 Minute Suspensions	6m	6-metre Shots	7m	7-metre Shots	9m	9-metre Shots
AS	Assists	BS	Blocked Shots	BT	Breakthroughs	EX	Exclusions	FB	Fast Breaks
G/S	Goals/Shots	MP	Matches Played	n/a	not applicable	PR	Preliminary Round	RC	Red Cards
S/S	Saves/Shots	ST	Steals	TF	Technical Faults	TP	Time Played	Wing	Wing Shots
YC	Yellow Cards								





## CUMULATIVE STATISTICS

累积技术统计 / STATISTIQUES CUMULATIVES

### BRA - Brazil After 5 matches

Players		MP	Shots								Offence		Defence		Penalties				TP
No.	Name		G/S	%	6m	Wing	9m	7m	FB	BT	AS	TF	ST	BS	YC	2Min	RC	EX	
1	SANTOS Maik	5								3	1								3:15:25
3	PACHECO FILHO Fernando	5	20/47	43	5/7	0/1	11/31	1/2	3/5	0/1	23	14	5	1	4	2			3:57:00
5	ERTEL Carlos	5	14/23	61	14/23					1	11			1					1:51:58
7	RUY Renato	5	8/15	53	1/1	7/12			0/1	0/1	1	8			2	1			3:35:42
8	SOUZA Bruno	5	16/43	37	1/2		12/36		1/2	2/3	9	9	1	1		1			2:37:17
9	BORTOLINI Leonardo	5	12/26	46	2/4		8/17	1/4		1/1	10	11			1				1:49:26
10	JUSTINO Helio	5	9/15	60		2/5		2/4	5/6										1:56:40
12	VASCONCELOS Alexandre	5									1								1:44:35
13	LAUREANO Silvio	5	6/9	67	1/1	4/5			1/3	2	1	1							1:41:17
14	SILVA Alexandre	5	8/13	62	8/13						6		1		4				2:15:26
17	RIBEIRO Felipe	5	21/33	64	4/6	3/6	1/1	1/4	10/14	2/2	3	2	7		1				3:17:15
18	SANTANA Bruno	5	8/13	62	0/3		4/6		2/2	2/2	14	7	2		2				3:36:51
19	PIZZINATO Jardel	5									1		1	3	7	1			1:28:17
28	OLIVEIRA Guilherme	5	7/15	47			4/11		3/4		1	5	5	1	4				1:52:51
Bench/Team											1								
<b>Totals</b>			129/252	51	36/60	16/29	40/102	5/14	25/37	7/10	67	79	21	4	15	19	1	0	

Goalkeepers		Total Shots		6m Shots		Wing Shots		9m Shots		7m Shots		Fast Breaks		Breakthroughs	
No.	Name	S/S	%	S/S	%	S/S	%	S/S	%	S/S	%	S/S	%	S/S	%
1	SANTOS Maik	52/145	36	12/41	29	2/11	18	22/38	58	3/6	50	7/29	24	6/20	30
12	VASCONCELOS Alexandre	14/74	19	2/11	18	1/9	11	6/20	30	0/4	0	3/20	15	2/10	20
<b>Totals</b>		66/219	30	14/52	27	3/20	15	28/58	48	3/10	30	10/49	20	8/30	27

Team Shots	Goals	Saves	Missed	Post	Blocked	Total	%
6m Shots	36	16	2	6	0	60	60
Wing Shots	16	9	1	3	0	29	55
9m Shots	40	32	10	5	15	102	39
7m Shots	5	4	3	2	n/a	14	36
Fast Breaks	25	6	1	5	0	37	68
Breakthroughs	7	2	1	0	0	10	70
<b>Totals</b>	129	69	18	21	15	252	51

Played		
PR	FRA	26 - 34
PR	CRO	14 - 33
PR	POL	25 - 28
PR	CHN	29 - 22
PR	ESP	35 - 36

Number of Attacks: 298, Scoring Efficiency: 43%



**CUMULATIVE STATISTICS**  
累积技术统计 / STATISTIQUES CUMULATIVES

**BRA - Brazil**  
After 5 matches

**Shots Distribution**

**Players**

Goals / Shots

<b>3 PACHECO FILHO F</b>			<b>5 ERTEL C</b>			<b>7 RUY R</b>			<b>8 SOUZA B</b>			<b>9 BORTOLINI L</b>			<b>10 JUSTINO H</b>			<b>13 LAUREANO S</b>		
6/9	0/2	1/2		1/1	3/3		0/1		1/2		0/1	4/4	1/2	1/1	1/1	0/2	3/4	1/1	1/2	
0/2	0/3	2/2	0/1	0/1	1/1				2/4	0/2	0/4	2/2	0/2	0/1						0/1
3/5	2/3	6/9	4/4	1/2	4/6	2/3	4/4	2/2	7/8	1/2	5/8	2/3		2/5	2/2	0/2	3/3	1/1	1/1	2/2
2-Missed 3-Post 5-Blocked			1-Missed 3-Post			2-Missed 3-Post			6-Missed 2-Post 4-Blocked			2-Missed 3-Post 1-Blocked			1-Post			1-Post		
<b>14 SILVA A</b>			<b>17 RIBEIRO F</b>			<b>18 SANTANA B</b>			<b>19 PIZZINATO J</b>			<b>28 OLIVEIRA G</b>								
1/1			1/1	2/3	2/2								1/1	1/1						
1/1		0/2	2/2	0/1	4/9			1/2				1/1		1/3						
1/1	0/1	5/5	4/4		6/6	2/2	3/4	2/2						3/4						
2-Post			3-Missed 2-Post			1-Missed 2-Blocked			1-Missed 1-Post 3-Blocked											

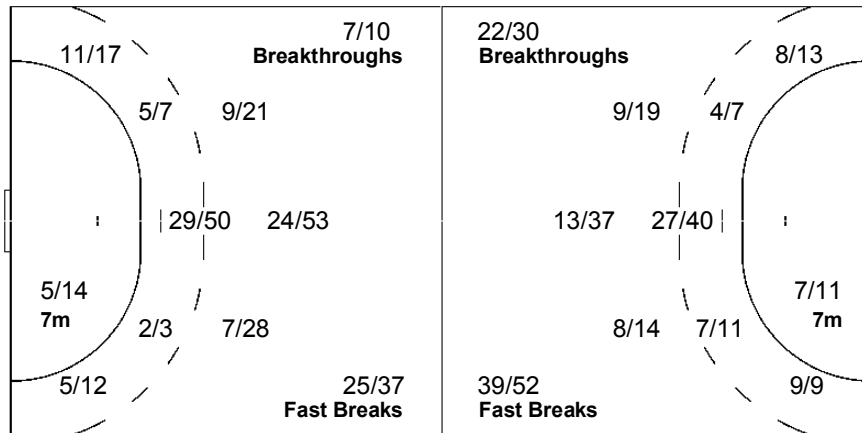
**Team**

Goals / Shots

15/19	6/14	11/14
8/13	0/9	9/25
28/33	12/19	40/52

18-Missed 21-Post 15-Blocked

**Offence**



**Defence**

**Goalkeepers**

Saves / Shots

4/16	6/17	5/21
13/24	4/4	10/28
8/36	7/35	9/38

**1 SANTOS M**

3/9	2/9	4/14
9/17	4/4	9/22
6/19	7/26	8/25

**12 VASCONCELOS A**

1/7	4/8	1/7
4/7		1/6
2/17	0/9	1/13

<b>Legend:</b>	% Efficiency	<b>2Min</b> 2 Minute Suspensions	<b>6m</b> 6-metre Shots	<b>7m</b> 7-metre Shots	<b>9m</b> 9-metre Shots
<b>AS</b> Assists	<b>BS</b> Blocked Shots	<b>BT</b> Breakthroughs	<b>EX</b> Exclusions	<b>FB</b> Fast Breaks	
<b>G/S</b> Goals/Shots	<b>MP</b> Matches Played	<b>n/a</b> not applicable	<b>PR</b> Preliminary Round	<b>RC</b> Red Cards	
<b>S/S</b> Saves/Shots	<b>ST</b> Steals	<b>TF</b> Technical Faults	<b>TP</b> Time Played	<b>Wing</b> Wing Shots	
<b>YC</b> Yellow Cards					

## CUMULATIVE STATISTICS

累积技术统计 / STATISTIQUES CUMULATIVES

### CHN - China After 5 matches

Players		MP	Shots								Offence		Defence		Penalties				TP
No.	Name		G/S	%	6m	Wing	9m	7m	FB	BT	AS	TF	ST	BS	YC	2Min	RC	EX	
2	CUI Liang	5	16/23	70	12/19		1/1		3/3		4	8	2	1	1	3			4:21:19
3	ZHU Jie	5	1/7	14	0/1		0/5		1/1		2	10	1		1	1			1:45:52
5	YAN Liang	5	3/4	75					3/4			2	3		1	2			1:24:33
6	CUI Lei	5	6/18	33	0/1		5/16		1/1			10	1		2				1:55:48
7	ZHANG Ji	5	11/24	46	1/2		9/19		0/2	1/1	7	16	2	1	1	1			2:04:30
8	ZHOU Xiaojian	5	6/8	75	1/2				5/6		2	2			1	1			1:12:41
10	LI Hexin	2	1/6	17	0/1	1/1	0/4				1				1	1			1:12:45
11	ZHANG Xing	5	0/2	0	0/1	0/1						3	1		1	2	1		1:57:15
12	WANG Long	5									1	1							1:52:37
13	WANG Xiaolong	3	6/8	75	1/2	3/3	0/1		1/1	1/1	2	6	1		1	1			2:06:57
14	TIAN Jianxia	5	11/25	44	3/4		5/17			3/4	6	6							1:29:27
16	YE Qiang	5									3		1						3:07:23
18	HAO Kexin	5	21/50	42	2/3		18/45		1/2		2	15			3	2			3:19:36
19	MIAO Qing	5	11/34	32	3/4	0/1	7/28			1/1	3	10	2		1				4:00:04
20	ZHU Wenxin	5	11/18	61	0/1	2/4		6/8	3/3	0/2	4	8	2		1				3:09:13
	Bench/Team											1			1				
<b>Totals</b>			104/227	46	23/41	6/10	45/136	6/8	18/23	6/9	37	98	16	2	16	14	1	0	

Goalkeepers		Total Shots		6m Shots		Wing Shots		9m Shots		7m Shots		Fast Breaks		Breakthroughs	
No.	Name	S/S	%	S/S	%	S/S	%	S/S	%	S/S	%	S/S	%	S/S	%
12	WANG Long	26/88	30	4/14	29	9/20	45	2/7	29	2/7	29	9/30	30	0/10	0
16	YE Qiang	27/129	21	9/29	31	6/29	21	5/16	31	0/5	0	5/37	14	2/13	15
<b>Totals</b>		53/217	24	13/43	30	15/49	31	7/23	30	2/12	17	14/67	21	2/23	9

Team Shots	Goals	Saves	Missed	Post	Blocked	Total	%
6m Shots	23	14	3	1	0	41	56
Wing Shots	6	4	0	0	0	10	60
9m Shots	45	39	16	9	27	136	33
7m Shots	6	2	0	0	n/a	8	75
Fast Breaks	18	4	0	1	0	23	78
Breakthroughs	6	3	0	0	0	9	67
<b>Totals</b>	104	66	19	11	27	227	46

Played		
PR	POL	19 - 33
PR	FRA	19 - 33
PR	ESP	22 - 36
PR	BRA	22 - 29
PR	CRO	22 - 33

Number of Attacks: 289, Scoring Efficiency: 36%



**CUMULATIVE STATISTICS**  
累积技术统计 / STATISTIQUES CUMULATIVES

**CHN - China**  
After 5 matches

**Shots Distribution**

2 CUI L			3 ZHU J			5 YAN L			6 CUI L			7 ZHANG J			8 ZHOU X			10 LI H		
2/2	1/1	1/2						1/1	1/1		1/1	0/1	0/1	1/1		1/2				1/1
2/3		0/2		0/1	0/1			1/2	1/1	0/1	2/2	0/1		1/4	0/1				0/1	
5/5	2/3	3/3	1/1	0/2				1/1	0/1	1/3		1/1	1/3	7/8	4/4		1/1	0/1		
1-Missed 1-Post			2-Missed						4-Missed 1-Post			3-Blocked 1-Missed 2-Post 1-Blocked			1-Missed 1-Post 1-Blocked					
11 ZHANG X			13 WANG X			14 TIAN J			18 HAO K			19 MIAO Q			20 ZHU W					
0/1					0/1	2/3		1/1	0/1	0/1	3/5	3/6		1/1			1/3			
0/1						0/1		1/1	3/5		0/1	0/2		0/2	2/5		2/2			
				3/3	3/4	4/6	1/1	2/5	7/8	1/4	7/7	3/4	1/2	3/4	3/4	2/3	1/1			
			2-Missed 1-Post			4-Blocked			3-Missed 4-Post			11-Blocked 5-Missed 1-Post 7-Blocked								

**Team**  
Goals / Shots

8/15	2/5	11/17
8/20	0/3	7/17
28/35	12/24	28/34

19-Missed 11-Post 27-Blocked

**Offence**



**Defence**

**Goalkeepers**  
Saves / Shots

6/23	5/19	4/14
5/20	2/3	13/27
2/43	8/24	8/44

12 WANG L		
2/7	4/10	3/8
3/7	1/2	4/7
2/17	5/14	2/16

16 YE Q		
4/16	1/9	1/6
2/13	1/1	9/20
0/26	3/10	6/28

Player #13 WANG Xiaolong replaced by #10 LI Hexin

Legend:							
%	Efficiency	2Min	2 Minute Suspensions	6m	6-metre Shots	7m	7-metre Shots
AS	Assists	BS	Blocked Shots	BT	Breakthroughs	EX	Exclusions
G/S	Goals/Shots	MP	Matches Played	n/a	not applicable	PR	Preliminary Round
S/S	Saves/Shots	ST	Steals	TF	Technical Faults	TP	Time Played
YC	Yellow Cards					9m	9-metre Shots
						FB	Fast Breaks
						RC	Red Cards
						Wing	Wing Shots



**OVERALL TEAM STATISTICS** As of 24 AUG 2008  
球队技术统计 / STATISTIQUES GÉNÉRALES D'ÉQUIPE

**Players**

Team	MP	Total Shots		6m Shots		Wing Shots		9m Shots		7m Shots		Fast Breaks		Breakthroughs		Offence		Defence		Penalties			
		G/S	%	G/S	%	G/S	%	G/S	%	G/S	%	G/S	%	G/S	%	G/S	%	AS	TF	ST	BS	YC	2Min
BRA	5	129/252	51	36/60	60	16/29	55	40/102	39	5/14	36	25/37	68	7/10	70	67	79	21	4	15	19	1	0
CHN	5	104/227	46	23/41	56	6/10	60	45/136	33	6/8	75	18/23	78	6/9	67	37	98	16	2	16	14	1	0
CRO	8	218/375	58	52/68	76	29/50	58	39/131	30	28/37	76	48/60	80	22/29	76	124	98	32	33	22	25	1	0
DEN	8	225/414	54	42/65	65	30/55	55	78/195	40	15/21	71	48/61	79	12/17	71	108	89	23	28	23	33	2	0
EGY	5	127/229	55	24/34	71	11/22	50	43/101	43	10/12	83	22/36	61	17/24	71	51	57	15	12	17	28	1	0
ESP	8	246/406	61	56/83	67	52/76	68	46/126	37	22/29	76	38/52	73	32/40	80	130	105	39	47	23	27	2	0
FRA	8	228/381	60	59/76	78	25/48	52	56/137	41	17/20	85	49/71	69	22/29	76	117	91	50	33	26	22	0	0
GER	5	126/233	54	27/39	69	14/32	44	42/95	44	12/15	80	18/30	60	13/22	59	51	72	18	18	16	20	2	0
ISL	8	242/426	57	53/73	73	27/45	60	71/180	39	22/29	76	52/72	72	17/27	63	117	92	34	33	26	38	2	0
KOR	8	198/408	49	26/40	65	11/25	44	96/238	40	20/31	65	31/50	62	14/24	58	71	92	31	17	20	18	0	0
POL	8	235/404	58	46/77	60	30/44	68	57/142	40	19/23	83	61/91	67	22/27	81	129	100	39	38	24	24	0	0
RUS	8	216/376	57	49/83	59	29/45	64	55/136	40	29/38	76	34/44	77	20/30	67	114	110	25	32	24	33	1	0
<b>Totals</b>		<b>2294/4131</b>	<b>56</b>	<b>493/739</b>	<b>67</b>	<b>280/481</b>	<b>58</b>	<b>668/1719</b>	<b>39</b>	<b>205/277</b>	<b>74</b>	<b>444/627</b>	<b>71</b>	<b>204/288</b>	<b>71</b>	<b>1116</b>	<b>1083</b>	<b>343</b>	<b>297</b>	<b>252</b>	<b>301</b>	<b>13</b>	<b>0</b>

**Goalkeepers**

Team	MP	Total Shots		6m Shots		Wing Shots		9m Shots		7m Shots		Fast Breaks		Breakthroughs	
		S/S	%	S/S	%	S/S	%	S/S	%	S/S	%	S/S	%	S/S	%
BRA	5	66/219	30	14/52	27	3/20	15	28/58	48	3/10	30	10/49	20	8/30	27
CHN	5	53/217	24	13/43	30	15/49	31	7/23	30	2/12	17	14/67	21	2/23	9
CRO	8	90/289	31	23/72	32	11/37	30	43/92	47	2/22	9	8/48	17	3/18	17
DEN	8	110/321	34	9/54	17	16/39	41	65/127	51	7/29	24	8/48	17	5/24	21
EGY	5	74/206	36	11/38	29	17/30	57	29/75	39	3/17	18	8/34	24	6/12	50
ESP	8	114/348	33	22/84	26	8/24	33	54/137	39	6/27	22	14/52	27	10/24	42
FRA	8	109/294	37	13/56	23	12/33	36	69/121	57	7/30	23	6/36	17	2/18	11
GER	5	80/210	38	9/27	33	11/25	44	44/101	44	3/15	20	10/33	30	3/9	33
ISL	8	105/339	31	19/66	29	9/33	27	59/137	43	4/28	14	11/41	27	3/34	9
KOR	8	92/316	29	18/72	25	17/49	35	32/91	35	3/16	19	10/48	21	12/40	30
POL	8	116/330	35	12/57	21	14/44	32	72/147	49	5/24	21	8/43	19	5/15	33
RUS	8	122/336	36	28/63	44	15/45	33	50/111	45	5/25	20	16/68	24	8/24	33

<b>Legend:</b>	<b>%</b> Efficiency	<b>2Min</b> 2 Minute Suspensions	<b>6m</b> 6-metre Shots	<b>7m</b> 7-metre Shots	<b>9m</b> 9-metre Shots
<b>AS</b> Assists	<b>BS</b> Blocked Shots	<b>EX</b> Exclusions	<b>G/S</b> Goals/Shots	<b>MP</b> Matches Played	
<b>RC</b> Red Cards	<b>S/S</b> Saves/Shots	<b>ST</b> Steals	<b>TF</b> Technical Faults	<b>YC</b> Yellow Cards	

**TEAM FAIR PLAY** As of 24 AUG 2008  
团体公平竞赛 / ESPRIT D'ÉQUIPE

Rank	Team	Points		EX	RC	2Min	YC	MP
		Avg	Total					
1	KOR - Korea	7.0	56	0	0	18	20	8
2	FRA - France	8.8	70	0	0	22	26	8
3	POL - Poland	9.0	72	0	0	24	24	8
4	CRO - Croatia	9.6	77	0	1	25	22	8
5	CHN - China	9.8	49	0	1	14	16	5
6	ESP - Spain	10.9	87	0	2	27	23	8
7	BRA - Brazil	11.6	58	0	1	19	15	5
8	RUS - Russian Fed.	11.9	95	0	1	33	24	8
9	DEN - Denmark	12.4	99	0	2	33	23	8
10	GER - Germany	13.2	66	0	2	20	16	5
11	ISL - Iceland	14.0	112	0	2	38	26	8
12	EGY - Egypt	15.6	78	0	1	28	17	5

**Note:**  
Total Points = (EX) x 10 + (RC) x 5 + (2Min) x 2 + (YC) x 1

**Legend:**  
**2Min** 2 Minute Suspensions    **Avg** Average per Game    **EX** Exclusions    **MP** Matches Played    **RC** Red Cards  
**YC** Yellow Cards



**GOALKEEPER STATISTICS** As of 24 AUG 2008  
 守门员技术统计 / STATISTIQUES DE GARDIEN DE BUT

**SHOTS (top 20)**

Minimum 20% of total shots received by team

Rank	Name	Team	%	Saves	Shots	MP
1	BITTER Johannes	GER	41	70	170	5
1	OMEYER Thierry	FRA	41	84	204	8
3	NAKIB Mohamed	EGY	40	59	149	5
4	SZMAL Slawomir	POL	37	85	227	8
5	BARRUFET David	ESP	36	59	165	8
5	GRAMS Oleg	RUS	36	91	250	8
5	HVIDT Kasper	DEN	36	94	260	8
5	KOSTYGOV Alexey	RUS	36	31	86	8
5	SANTOS Maik	BRA	36	52	145	5
10	GUSTAVSSON Bjorgvin Pall	ISL	33	75	226	8
10	HAN Kyungtai	KOR	33	67	204	8
10	LOSERT Venio	CRO	33	44	135	8
13	ALILOVIC Mirko	CRO	30	46	154	8
13	HOMBRADOS Jose Javier	ESP	30	55	181	8
13	WANG Long	CHN	30	26	88	5
13	WICHARY Marcin	POL	30	31	103	8
17	KARABOUE Daouda	FRA	28	25	90	8
18	GUDMUNDSSON Hreidar Levy	ISL	27	30	113	8
19	ABDEL MAKSOUD Walid	EGY	26	15	57	5
20	KANG Ilkoo	KOR	22	25	112	8

**PENALTY SHOTS (top 20)**

Minimum 20% of total shots received by team

Rank	Name	Team	%	Saves	Shots	MP
1	SANTOS Maik	BRA	50	3	6	5
2	WICHARY Marcin	POL	43	3	7	8
3	KARABOUE Daouda	FRA	36	4	11	8
4	KOSTYGOV Alexey	RUS	33	3	9	8
5	HVIDT Kasper	DEN	32	7	22	8
6	HAN Kyungtai	KOR	30	3	10	8
7	WANG Long	CHN	29	2	7	5
8	HOMBRADOS Jose Javier	ESP	28	5	18	8
9	BITTER Johannes	GER	25	3	12	5
10	NAKIB Mohamed	EGY	23	3	13	5
11	GUSTAVSSON Bjorgvin Pall	ISL	17	3	18	8
12	OMEYER Thierry	FRA	16	3	19	8
13	GRAMS Oleg	RUS	13	2	16	8
14	SZMAL Slawomir	POL	12	2	17	8
15	BARRUFET David	ESP	11	1	9	8
15	LOSERT Venio	CRO	11	1	9	8
17	GUDMUNDSSON Hreidar Levy	ISL	10	1	10	8
18	ALILOVIC Mirko	CRO	8	1	13	8

Legend:  
 % Efficiency

MP Matches Played

**INDIVIDUAL STATISTICS** As of 24 AUG 2008  
个人技术统计 / STATISTIQUES INDIVIDUELLES

**GOALSCORERS (top 40)**

Rank	Name	Team	Goals	Shots	%	7m Shots	MP
1	GARCIA Juan	ESP	49	65	75	16/22	8
2	GUDJONSSON Snorri Steinn	ISL	48	77	62	21/26	8
3	SIGURDSSON Gudjon Valur	ISL	43	66	65		8
4	CHRISTIANSEN Lars Roslyng	DEN	42	59	71	8/12	8
5	KRAUS Michael	GER	38	65	58	5/5	5
6	JURASIK Mariusz	POL	37	59	63		8
6	KARABATIC Nikola	FRA	37	69	54	2/3	8
8	IGROPULO Konstantin	RUS	36	63	57	11/13	8
8	NOEDDESBO Jesper	DEN	36	47	77		8
10	GILLE Bertrand	FRA	35	48	73		8
10	NARCISSE Daniel	FRA	35	69	51		8
10	ROCAS Albert	ESP	35	54	65	4/5	8
13	DZOMBA Mirza	CRO	34	48	71	20/28	8
13	JUNG Suyoung	KOR	34	67	51	2/4	8
15	JURECKI Bartosz	POL	32	47	68		8
16	KOKSHAROV Eduard	RUS	31	42	74	15/21	8
16	PETERSSON Alexander	ISL	31	57	54		8
16	TLUCZYNSKI Tomasz	POL	31	42	74	14/17	8
19	ROMERO Iker	ESP	30	68	44		8
20	ABALO Luc	FRA	29	47	62		8
20	STEFANSSON Olafur	ISL	29	61	48	1/3	8
22	CHERNOIVANOV Alexander	RUS	26	43	60		8
22	ZAKY Hussein	EGY	26	45	58	8/9	5
24	ATLASON Arnor	ISL	25	55	45		8
24	GEIRSSON Logi	ISL	25	49	51		8
24	GLANDORF Holger	GER	25	46	54		5
24	LINDBERG Hans Ottar	DEN	25	46	54		8
24	PAEK Wonchul	KOR	25	57	44	4/6	8
24	RASTVORTSEV Alexey	RUS	25	44	57		8
24	SPREM Goran	CRO	25	35	71	2/3	5
24	TKACZYK Grzegorz	POL	25	45	56		8
32	DUVNJAK Domagoj	CRO	24	34	71	6/6	8
32	EL AHMAR Ahmed	EGY	24	42	57	2/3	5
32	JACHLEWSKI Mateusz	POL	24	35	69	0/1	8
35	JEONG Yikyeong	KOR	23	53	43	1/1	8
35	KO Kyungsoo	KOR	23	41	56	1/1	8
35	VORI Igor	CRO	23	29	79		8

Next 6 players were tied with goals of 22





**INDIVIDUAL STATISTICS** As of 24 AUG 2008  
 个人技术统计 / STATISTIQUES INDIVIDUELLES

**ASSISTS (top 40)**

Rank	Name	Team	Assists	MP
1	STEFANSSON Olafur	ISL	38	8
2	KARABATIC Nikola	FRA	34	8
3	METLICIC Petar	CRO	32	8
4	ATLASON Arnor	ISL	30	8
5	LIJEWSKI Krzysztof	POL	28	8
6	IGROPULO Konstantin	RUS	23	8
6	PACHECO FILHO Fernando	BRA	23	5
8	LIJEWSKI Marcin	POL	22	8
9	ENTRERRIOS Alberto	ESP	21	8
9	ROMERO Iker	ESP	21	8
9	TKACZYK Grzegorz	POL	21	8
12	ENTRERRIOS Raul	ESP	20	8
12	JENSEN Jesper	DEN	20	8
14	FILIPPOV Vasily	RUS	19	8
15	KAMANIN Alexey	RUS	18	8
16	VUKOVIC Drago	CRO	16	8
17	BURDET Cedric	FRA	15	8
18	GARABAYA Ruben	ESP	14	8
18	LACKOVIC Blazenko	CRO	14	8
18	LEE Jaewoo	KOR	14	8
18	NARCISSE Daniel	FRA	14	8
18	SANTANA Bruno	BRA	14	5
23	GILLE Bertrand	FRA	13	8
23	JOERGENSEN Lars Troels	DEN	13	8
25	BELAUSTEGUI Jon	ESP	12	8
25	BOLDSEN Joachim Rietveld	DEN	12	8
25	CHERNOIVANOV Alexander	RUS	12	8
25	JURECKI Bartosz	POL	12	8
25	JURECKI Michal	POL	12	8
25	KRAUS Michael	GER	12	5
25	SIGURDSSON Gudjon Valur	ISL	12	8
25	SPELLERBERG Bo	DEN	12	8
25	VALCIC Tonci	CRO	12	8

Next 9 players were tied with assists of 10

**INDIVIDUAL STATISTICS** As of 24 AUG 2008  
个人技术统计 / STATISTIQUES INDIVIDUELLES

**GOALS AND ASSISTS (top 40)**

Rank	Name	Team	Goals + Assists	Goals	Assists	MP
1	KARABATIC Nikola	FRA	71	37	34	8
2	STEFANSSON Olafur	ISL	67	29	38	8
3	IGROPULO Konstantin	RUS	59	36	23	8
4	GUDJONSSON Snorri Steinn	ISL	56	48	8	8
5	ATLASON Arnor	ISL	55	25	30	8
5	GARCIA Juan	ESP	55	49	6	8
5	SIGURDSSON Gudjon Valur	ISL	55	43	12	8
8	ROMERO Iker	ESP	51	30	21	8
9	KRAUS Michael	GER	50	38	12	5
10	NARCISSE Daniel	FRA	49	35	14	8
11	GILLE Bertrand	FRA	48	35	13	8
11	METLICIC Petar	CRO	48	16	32	8
13	LIJEWSKI Krzysztof	POL	47	19	28	8
14	TKACZYK Grzegorz	POL	46	25	21	8
15	JURASIK Mariusz	POL	45	37	8	8
16	JURECKI Bartosz	POL	44	32	12	8
16	NOEDDESBO Jesper	DEN	44	36	8	8
18	CHRISTIANSEN Lars Roslyng	DEN	43	42	1	8
18	PACHECO FILHO Fernando	BRA	43	20	23	5
20	ENTRERRIOS Alberto	ESP	42	21	21	8
20	JUNG Suyoung	KOR	42	34	8	8
22	FILIPPOV Vasily	RUS	41	22	19	8
23	ROCAS Albert	ESP	40	35	5	8
24	CHERNOIVANOV Alexander	RUS	38	26	12	8
25	DZOMBA Mirza	CRO	37	34	3	8
26	ABALO Luc	FRA	36	29	7	8
26	JENSEN Jesper	DEN	36	16	20	8
26	KAMANIN Alexey	RUS	36	18	18	8
26	KOKSHAROV Eduard	RUS	36	31	5	8
26	LIJEWSKI Marcin	POL	36	14	22	8
26	PETERSSON Alexander	ISL	36	31	5	8
32	PAEK Wonchul	KOR	35	25	10	8
33	DUVNJAK Domagoj	CRO	34	24	10	8
33	EL AHMAR Ahmed	EGY	34	24	10	5
33	GLANDORF Holger	GER	34	25	9	5
36	LACKOVIC Blazenko	CRO	33	19	14	8
36	LINDBERG Hans Ottar	DEN	33	25	8	8
36	VALCIC Tonci	CRO	33	21	12	8
36	VORI Igor	CRO	33	23	10	8

Next 4 players were tied with goals and assists of 32



**INDIVIDUAL STATISTICS** As of 24 AUG 2008  
 个人技术统计 / STATISTIQUES INDIVIDUELLES

**STEALS (top 20)**

Rank	Name	Team	Total	Avg	MP
1	DINART Didier	FRA	9	1.1	8
1	JASZKA Bartlomiej	POL	9	1.1	8
1	PETERSSON Alexander	ISL	9	1.1	8
4	GILLE Bertrand	FRA	8	1.0	8
4	SIGURDSSON Gudjon Valur	ISL	8	1.0	8
6	KARABATIC Nikola	FRA	7	0.9	8
6	RIBEIRO Felipe	BRA	7	1.4	5
8	ABALO Luc	FRA	6	0.8	8
8	GARCIA Juan	ESP	6	0.8	8
8	GILLE Guillaume	FRA	6	0.8	8
8	KEHRMANN Florian	GER	6	1.2	5
8	KOKSHAROV Eduard	RUS	6	0.8	8
8	LIJEWSKI Krzysztof	POL	6	0.8	8
8	LOZANO Demetrio	ESP	6	0.8	8
8	VALCIC Tonci	CRO	6	0.8	8

Next 8 players were tied with total of 5

**BLOCKED SHOTS (top 20)**

Rank	Name	Team	Total	Avg	MP
1	PRIETO Carlos	ESP	24	3.0	8
2	JURECKI Michal	POL	15	1.9	8
3	JAKOBSSON Sverre Andreas	ISL	14	1.8	8
4	DOMINIKOVIC Davor	CRO	13	1.6	8
5	DINART Didier	FRA	12	1.5	8
6	CHERNOIVANOV Alexander	RUS	11	1.4	8
7	JOERGENSEN Lars Troels	DEN	10	1.3	8
7	VORI Igor	CRO	10	1.3	8
9	LOZANO Demetrio	ESP	9	1.1	8
9	NOEDDESBO Jesper	DEN	9	1.1	8
11	GILLE Guillaume	FRA	8	1.0	8
11	KAMANIN Alexey	RUS	8	1.0	8
13	EVDOKIMOV Egor	RUS	7	0.9	8
13	ROGGISCH Oliver	GER	7	1.4	5
15	GARABAYA Ruben	ESP	6	0.8	8
15	INGIMUNDARSON Ingimundur	ISL	6	0.8	8
15	KARABATIC Nikola	FRA	6	0.8	8
15	TKACZYK Grzegorz	POL	6	0.8	8
15	YOON Kyungshin	KOR	6	0.8	8
20	VUKOVIC Drago	CRO	5	0.6	8

**INDIVIDUAL STATISTICS** As of 24 AUG 2008  
个人技术统计 / STATISTIQUES INDIVIDUELLES

**PENALTIES (top 40)**

Rank	Name	Team	Points		EX	RC	2Min	YC	MP
			Avg	Total					
1	PRIETO Carlos	ESP	4.5	36	0	2	10	6	8
2	PIZZINATO Jardel	BRA	4.4	22	0	1	7	3	5
3	JAKOBSSON Sverre Andreas	ISL	3.9	31	0	1	10	6	8
3	JOERGENSEN Lars Troels	DEN	3.9	31	0	1	9	8	8
5	ROGGISCH Oliver	GER	3.8	19	0	0	7	5	5
6	NIELSEN Kasper	DEN	3.6	25	0	1	9	2	7
6	RAMADAN Mohamed	EGY	3.6	18	0	1	6	1	5
8	KLIMOVETS Andrei	GER	3.0	15	0	1	5	0	5
9	METLICIC Petar	CRO	2.5	20	0	1	6	3	8
10	GEIRSSON Logi	ISL	2.4	19	0	1	7	0	8
10	IGROPULO Konstantin	RUS	2.4	19	0	0	7	5	8
10	MABROUK Hassan	EGY	2.4	12	0	0	4	4	5
13	KAMANIN Alexey	RUS	2.3	18	0	1	5	3	8
14	EL FAKHARANY Hany	EGY	2.2	11	0	0	4	3	5
15	BELAUSTEGUI Jon	ESP	2.1	17	0	0	6	5	8
15	BOLDSEN Joachim Rietveld	DEN	2.1	17	0	0	6	5	8
17	ZAKY Hussein	EGY	2.0	10	0	0	4	2	5
17	ZHANG Xing	CHN	2.0	10	0	1	2	1	5
19	CHERNOIVANOV Alexander	RUS	1.9	15	0	0	5	5	8
19	INGIMUNDARSON Ingimundur	ISL	1.9	15	0	0	5	5	8
19	PARK Junggeu	KOR	1.9	15	0	0	5	5	8
22	HUSSEIN Moustafa	EGY	1.8	9	0	0	3	3	5
22	OLIVEIRA Guilherme	BRA	1.8	9	0	0	4	1	5
24	JANSEN Torsten	GER	1.6	8	0	0	4	0	5
24	PACHECO FILHO Fernando	BRA	1.6	8	0	0	2	4	5
24	SILVA Alexandre	BRA	1.6	8	0	0	4	0	5
24	SIODMIAK Artur	POL	1.6	13	0	0	4	5	8
24	ZEITZ Christian	GER	1.6	8	0	1	1	1	5
29	GILLE Bertrand	FRA	1.5	12	0	0	3	6	8
29	GILLE Guillaume	FRA	1.5	12	0	0	5	2	8
29	JURECKI Michal	POL	1.5	12	0	0	5	2	8
29	LI Hexin	CHN	1.5	3	0	0	1	1	2
33	CUI Liang	CHN	1.4	7	0	0	3	1	5
33	HAO Kexin	CHN	1.4	7	0	0	2	3	5
33	JURECKI Bartosz	POL	1.4	11	0	0	3	5	8
33	MABROUK Hussein	EGY	1.4	7	0	0	3	1	5
33	NOEDDESBO Jesper	DEN	1.4	11	0	0	5	1	8
33	SIGURDSSON Sigfus	ISL	1.4	11	0	0	5	1	8

Next 6 players were tied with average points of 1.3

**Note:**  
Total Points = (EX) x 10 + (RC) x 5 + (2Min) x 2 + (YC) x 1

**Legend:**  
% Efficiency      2Min 2 Minute Suspensions      Avg Average per Game      EX Exclusions      MP Matches Played  
RC Red Cards      YC Yellow Cards



**OFFICIAL COMMUNICATION**

官方通告 / COMMUNICATION OFFICIELLE

Item: 1

**Replacement Denmark  
Hansen for Knudsen**

Danish national team handball player Micheal V. Knudsen is hospitalised due to appendicitis and operated this night and will therefore not be able to play in the 2008 Olympic Games. He will be replaced by Mikkel Hansen.

Issued by: IHF  
Time: 19:20  
Date: 11 AUG 2008

This decision affects:

RESULTS   
SCHEDULE   
OTHER

Note:



**OFFICIAL COMMUNICATION**

官方通告 / COMMUNICATION OFFICIELLE

Item: 2

**Replacement China  
ZHANG for WU**

Chinese national women team player with number 13 WU Yanan is injured and replaced by ZHANG Geng with number 7.

Issued by: IHF  
Time: 16:00  
Date: 12 AUG 2008

This decision affects:

RESULTS   
SCHEDULE   
OTHER

Note:



**OFFICIAL COMMUNICATION**

官方通告 / COMMUNICATION OFFICIELLE

Item: 3

**Replacement Sweden  
TOVEBY for HELGESSON**

Sweden national women team player with number 6 HELGESSON Therese is injured and replaced by TOVEBY Frida with number 9.

Issued by: IHF  
Time: 16:05  
Date: 12 AUG 2008

This decision affects:

RESULTS	<input type="checkbox"/>
SCHEDULE	<input type="checkbox"/>
OTHER	<input checked="" type="checkbox"/>

Note:



**OFFICIAL COMMUNICATION**

官方通告 / COMMUNICATION OFFICIELLE

Item: 4

**Replacement Germany  
HENS by CHRISTOPHERSEN**

Germany national men team player with number 2, HENS Pascal, is injured and replaced by CHRISTOPHERSEN Sven Soren with number 13.

Issued by: IHF  
Time: 12:45  
Date: 13 AUG 2008

This decision affects:

RESULTS  
SCHEDULE  
OTHER

<input type="checkbox"/>
<input type="checkbox"/>
<input checked="" type="checkbox"/>

Note:





**OFFICIAL COMMUNICATION**

官方通告 / COMMUNICATION OFFICIELLE

Item: 5

**Replacement Croatia  
SPREM for VUKIC**

Croatia national men team player with number 23 VUKIC Ljubo is injured and replaced by SPREM Goran with number 17.

Issued by: IHF  
Time: 19:26  
Date: 15 AUG 2008

This decision affects:

RESULTS   
SCHEDULE   
OTHER

Note:



**OFFICIAL COMMUNICATION**

官方通告 / COMMUNICATION OFFICIELLE

Item: 6

**Replacement China  
LI for WANG**

Chinese national men team player with number 13 WANG Xiaolong is injured and replaced by LI Hexin with number 10.

Issued by: IHF  
Time: 19:33  
Date: 15 AUG 2008

This decision affects:

RESULTS   
SCHEDULE   
OTHER

Note:



**OFFICIAL COMMUNICATION**

官方通告 / COMMUNICATION OFFICIELLE

Item: 7

**Replacement France  
PATY for FERNANDEZ**

French national men team player with number 2 FERNANDEZ Jerome is injured and replaced by PATY Cedric with number 26.

Issued by: IHF  
Time: 19:49  
Date: 15 AUG 2008

This decision affects:

RESULTS  
SCHEDULE  
OTHER

<input type="checkbox"/>
<input type="checkbox"/>
<input checked="" type="checkbox"/>

Note:



**OFFICIAL COMMUNICATION**

官方通告 / COMMUNICATION OFFICIELLE

Item: 8

**Replacement Romania  
ANI SENOCICO for TOLNAI**

Romania national women team player with number 12 TOLNAI Talida is injured and replaced by ANI SENOCICO Mihaela with number 25.

Issued by: IHF  
Time: 18:15  
Date: 18 AUG 2008

This decision affects:

RESULTS   
SCHEDULE   
OTHER

Note:



As of 8 Aug 2008

## IF OFFICIALS

Function	Name	NOC
<b>President</b>	Hassan MOUSTAFA	EGY - Egypt
<b>Secretary General</b>	Peter fritz MUHLEMATTER	SUI - Switzerland
<b>IF Executive Board member</b>	Achi chritophe YAPO Tor LIAN Manoel luiz OLIVEIRA Michael WIEDERER Naser ABU MARZOUQ Francois GNAMIAN Carin elisabet NILSSON GREEN Mansourou AREMOU Yoshihide WATANABE Ulrich STROMBACH Mario alfonso GARCIA DE LA TORRE	CIV - Ivory Coast NOR - Norway BRA - Brazil AUT - Austria KUW - Kuwait CIV - Ivory Coast SWE - Sweden BEN - Benin JPN - Japan GER - Germany MEX - Mexico
<b>IF Medical Officer</b>	Francois GNAMIAN	CIV - Ivory Coast
<b>Journalist</b>	Bjoern PAZEN	GER - Germany
<b>TECHNICAL OFFICIALS</b>		
<b>Technical delegate</b>	Miguel ROCA MAS Alexander KOZHUKHOV	ESP - Spain RUS - Russian Fed.
<b>International Technical Officials</b>	Christer AHL Ekkehard HOFFMANN Edgar antonio HUBNER Patric klasu STRUB Bianca QUERL Anne geraldine DOENLEN GSELL Dmitry KOZHUKHOV Karl peter wilhelm SICHELSCHMIDT Jan TUIK Fabiano REDONDO Leon KALIN Sandor ANDORKA Miguel ZAWOROTNY Roland BURGI Manfred PRAUSE Ramon GALLEGO Abduljalil merza asad moh AL BAHRANI Frantisek TABORSKY Michael CAVANAUGH Dietrich SPAETE Rafael SEPULVEDA MONTALVO Inge-lis KANSTRUP	USA- United States GER - Germany BRA - Brazil GER - Germany GER - Germany FRA - France RUS - Russian Fed. GER - Germany NED - Netherlands BRA - Brazil SLO - Slovenia HUN - Hungary ARG - Argentina SUI - Switzerland GER - Germany ESP - Spain BRN - Bahrain CZE - Czech Republic USA- United States GER - Germany USA- United States DEN - Denmark
<b>National Technical Officials</b>	ZHANG Zheng MAI Yuehui GAO Bin HUO Zhongjun WANG Ke JIANG Tao ZHANG Lixin LI Dian WANG Rui LI Zhaomeng XU Jian SUN Hongtao LI Changhai YE Xiaoxue CHEN Lie JIA Wei YANG Hua YU Zixiang	CHN - China CHN - China CHN - China CHN - China CHN - China CHN - China CHN - China CHN - China CHN - China CHN - China CHN - China CHN - China CHN - China CHN - China CHN - China CHN - China CHN - China
<b>Referees</b>	(1) LIU Fengjuan (2) LIU Shuyong (3) Jesus nilson MENEZES (4) Rogerio aparecido PINTO	CHN - China CHN - China BRA - Brazil BRA - Brazil

(5) Martin GJEDING	DEN - Denmark
(6) Mads HANSEN	DEN - Denmark
(7) Moustafa EL MOAMLII	EGY - Egypt
(8) Shaban ALI	EGY - Egypt
(9) Vicente BRETO LEON	ESP - Spain
(10) Jose antonio HUELIN TRILLO	ESP - Spain
(11) Gilles BORD	FRA - France
(12) Olivier BUY	FRA - France
(13) Frank LEMME	GER - Germany
(14) Bernd ULLRICH	GER - Germany
(15) Mohsen KARBAS CHI	IRI - Iran
(16) Majid KOLAHDOUZAN	IRI - Iran
(17) Renars LICIS	LAT - Latvia
(18) Zigmars STOLAROVŠ	LAT - Latvia
(19) Mirosław BAUM	POL - Poland
(20) Marek GORALCZYK	POL - Poland
(21) Constantin DIN	ROU - Romania
(22) Sorin-laurentiu DINU	ROU - Romania
(23) Igor CHERNEGA	RUS - Russian Fed.
(24) Victor POLADENKO	RUS - Russian Fed.
(25) Nedžad KRSTIĆ	SLO - Slovenia
(26) Peter LJUBIČ	SLO - Slovenia
(27) Rickard CANBRO	SWE - Sweden
(28) Tommie mikael CLAESON	SWE - Sweden
(29) Aleksander LIUDOVYK	UKR - Ukraine
(30) Valentyn VAKULA	UKR - Ukraine