



# 2013 MICHIGAN FOOTBALL



HAIL TO THE VICTORS VALIANT HAIL TO THE CONQUERING HEROES

11 NATIONAL TITLES

42 BOWL GAME APPEARANCES

42 BIG TEN TITLES

134 YEARS OF MICHIGAN FOOTBALL

ATHLETIC MEDIA RELATIONS • 1100 SOUTH STATE STREET • ANN ARBOR, MICHIGAN • OFFICE (734) 763-4423 • FAX (734) 647-1188 • MGOBLUE.COM

## DID YOU KNOW?

- U-M leads the all-time series vs. Nebraska 4-3-1.
- Michigan has posted 12 interceptions over the first eight games this season after posting only seven interceptions throughout the 2012 campaign.
- WR **Jeremy Gallon's** 369 receiving yards against Indiana (Oct. 19) set new Big Ten and school records for most receiving yards in a single game.
- QB **Devin Gardner** set program records with 584 yards of total offense and 503 passing yards against Indiana on Oct. 19.
- Michigan has the longest active home winning streak among BCS conference teams, claiming 19 straight games at Michigan Stadium.
- U-M is bowl eligible for the 43rd time in program history.
- QB **Devin Gardner** ranks first in the Big Ten in total offense (307.9 avg.).
- WR **Jeremy Gallon** ranks second in the Big Ten in receiving yards per game (112.2 avg.).
- DB **Blake Countess** is tied for the lead in the Big Ten with 4 INTs.
- WR **Jeremy Gallon** has posted a reception in 34 straight games.
- **Brady Hoke** is the first Michigan head coach to go undefeated at home in his first two seasons at U-M since Fielding Yost (1901-02).
- LT **Taylor Lewan** is only the ninth Michigan offensive lineman to be a starter for four seasons for the Maize and Blue.
- Dating back to 2011, LB **Jake Ryan** has posted a TFL in 23 of his last 27 games.

## Nebraska Cornhuskers (6-2, 3-1 Big Ten Conference) vs. Michigan Wolverines (6-2, 2-2 Big Ten Conference)

**GAME 9: Saturday, November 9, 2013 • 3:30 PM ET**  
**Michigan Stadium (109,901), Ann Arbor, Mich.**



**Series vs. Nebraska:** U-M leads 4-3-1  
**Last Meeting vs. Nebraska:**  
 Nebraska 23, Michigan 9 (Oct. 27, 2012)  
**Television:** ABC  
**Radio:** Michigan IMG Sports Network  
**Live Stats:** MGoBlue.com



## GAMEDAY QUICK HITS

### TELEVISION COVERAGE

ABC  
 Play-by-Play - Sean McDonough  
 Color Analyst - Chris Spielman  
 Sideline Reports - Shannon Spake

### RADIO COVERAGE

The Michigan Football Radio Network is comprised of 40 affiliates in addition to Armed Services Radio and SiriusXM (channel 91). Frank Beckmann handles play-by-play with Jim Brandstatter serving as the color analyst. Doug Karsch provides sideline reports. WestwoodOne Sports will broadcast the game nationally with John Tautges (play-by-play) and Derek Rackley (color analyst) on the call.

### STREAKS TO WATCH

- WR **Jeremy Gallon** has posted a reception in 34 straight games.
- Gallon has notched multiple receptions in 14 straight games.
- QB **Devin Gardner** has posted four consecutive 200-yard passing games.
- TE **Devin Funchess** has a catch in nine straight games.
- K **Brendan Gibbons** has converted a program-record 136-straight PATs.
- DE **Frank Clark** has posted at least one tackle-for-loss in three consecutive outings.
- LB **Desmond Morgan** has tallied at least four tackles in 23 straight regular-season games.
- Under head coach **Brady Hoke**, Michigan has won 19 straight games at Michigan Stadium -- the longest active home winning streak among BCS conference teams.

### WOLVERINES AND THE CORNHUSKERS

This will be the ninth meeting between Michigan and Nebraska, and it marks the fifth game between the two teams in Ann Arbor. U-M and Nebraska faced each other last season in Lincoln, with the Cornhuskers earning a 23-9 victory. Prior to that meeting, Michigan defeated Nebraska, 45-17, at Michigan Stadium in 2011.

## TABLE OF CONTENTS

Game Day Information.....	1
Quick Facts.....	2-3
Tale of the Tape.....	4
National Polls.....	9
U-M Record When.....	10
Game Notes.....	4-12
Starting Lineups.....	13
Depth Chart.....	14
Rosters.....	15-18
Brady Hoke.....	19-20
Coaching and Support Staff.....	20
Individual Career Bests.....	21-22
Michigan Stadium.....	23
Game Recaps.....	24-31

## 2013 SCHEDULE AND RESULTS

DATE.....	RANK.....	OPPONENT.....	RESULT.....	TIME.....	TV.....	ATTEND.....
Aug. 31.....	17/ -	CENTRAL MICHIGAN.....	W, 59-9	3:42 p.m.	BTN	112,618
Sept. 7.....	17/14	NOTRE DAME.....	W, 41-30	8:12 p.m.	ESPN	115,109
Sept. 14.....	11/ -	AKRON.....	W, 28-24	12:01 p.m.	BTN	107,120
Sept. 21.....	15/ -	at Connecticut.....	W, 24-21	8:00 p.m.	ABC	42,704
Oct. 5.....	19/ -	MINNESOTA* (HC).....	W, 42-13	3:36 p.m.	ABC	111,079
Oct. 12.....	18/ -	at Penn State.....	L, 40-43 (4OT)	5:01 p.m.	ESPN	107,844
Oct. 19.....	- / -	INDIANA*.....	W, 63-47	3:42 p.m.	BTN	109,503
Nov. 2.....	23/ -	at Michigan State.....	L, 6-29	3:30 p.m.	ABC	76,306
Nov. 9.....	- / -	NEBRASKA*.....		3:30 p.m.	ABC	
Nov. 16.....	- / -	at Northwestern.....		TBA		
Nov. 23.....	- / -	at Iowa.....		TBA		
Nov. 30.....	- / -	OHIO STATE*.....		TBA		
Dec. 7.....	- / -	Big Ten Championship.....		TBA	FOX	

All Times Eastern

\* Big Ten Games

Home Games Bold at Michigan Stadium

Rank (U-M / Opponent) from the Associated Press Top 25 Poll

MICHIGAN FOOTBALL QUICK FACTS

MEDIA RELATIONS

**Phone:** (734) 763-4423  
**Fax:** (734) 647-1188  
**Internet Site:** MGoBlue.com

**Mailing Address:**  
Public and Media Relations  
University of Michigan  
1100 S. State St.  
Ann Arbor, MI 48109-2201

**ASSOCIATE A.D.**  
David Ablauf (dablauf@umich.edu)

**FOOTBALL**  
Justin Dickens (dickensj@umich.edu)

**SECONDARY FOOTBALL/MEN'S TENNIS**  
Zach Eisendrath (zeisen@umich.edu)

**PUBLICATIONS**  
Barb Cossman (bcossman@umich.edu)

**MEN'S BASKETBALL**  
Tom Wywrot (twywrot@umich.edu)

**WRESTLING/WATER POLO/FIELD HOCKEY**  
Leah Howard (lchoward@umich.edu)

**WOMEN'S SWIMMING AND DIVING/ SOFTBALL**  
Michael Kasiborski (mkasibor@umich.edu)

**VOLLEYBALL/BASEBALL**  
Kent Reichert (kereiche@umich.edu)

**WOMEN'S SOCCER/WOMEN'S GYMNASTICS/MEN'S SWIMMING AND DIVING**  
Brad Rudner (brudner@umich.edu)

**ICE HOCKEY/WOMEN'S ROWING**  
Jeff Weinstein (weinstej@umich.edu)

**WOMEN'S BASKETBALL/WOMEN'S TENNIS**  
Sarah VanMetre (vanmetre@umich.edu)

**WOMEN'S LACROSSE/ MEN'S AND WOMEN'S GOLF**  
Whitney Dixon (whitdix@umich.edu)

**MEN'S SOCCER/MEN'S GYMNASTICS/MEN'S LACROSSE**  
Scott Kemps (skemps@umich.edu)

**MEN'S AND WOMEN'S TRACK AND FIELD AND CROSS COUNTRY**  
TBA

**DIRECTOR OF INTERNET**  
Jon Ripperger (ripp@umich.edu)

**INTERNET**  
Matt Baumer (mbaumer@umich.edu)  
Brandon Allendorfer (ballendo@umich.edu)

**ADMINISTRATIVE ASSISTANT SENIOR**  
Tara Preston (tlap@umich.edu)

**ADMINISTRATIVE ASSISTANT**  
Joan Medrich (jmedrich@umich.edu)

UNIVERSITY INFORMATION

**School:** University of Michigan  
**Location:** Ann Arbor, Mich.  
**Enrollment:** 41,942  
**Founded:** 1817  
**University President:** Mary Sue Coleman  
**Director of Athletics:** Dave Brandon  
**Nickname:** Wolverines  
**Colors:** Maize and Blue  
**Band:** Michigan Marching Band  
**Fight Song:** The Victors  
**Conference:** Big Ten

FOOTBALL INFORMATION

**First Year of Varsity Status:** 1879  
**All-Time Record:** 909-317-36 (134th season)  
**All-Time Big Ten Record:** 481-190-18 (106th season)  
**National Titles:** 11  
**Big Ten Championships:** 42  
**Bowl Games (Record):** 42 (20-22)  
**Consensus All-Americans:** 78  
**First-Team All-Big Ten Selections:** 404

MICHIGAN STADIUM

**Completed:** 1927 (86th season)  
**Stadium Capacity:** 109,901  
**Surface:** FieldTurf (artificial)  
**Largest Crowd (Opp., Year):** 115,109 (Notre Dame, 2013)  
**Record at Michigan Stadium:** 403-120-15  
**Consecutive 100,000-plus Crowds:** 249 (Nov. 8, 1975 to current)

2013 SEASON

**Overall Record:** 6-2 (.750)  
**Big Ten Record:** 2-2 (.500)  
**Home:** 5-0 / **Away:** 1-2 / **Neutral:** 0-0

MICHIGAN HEAD COACHES

Brady Hoke ..... 2011-present ..... 25-9 ..... (.735)  
Rich Rodriguez ..... 2008-10 ..... 15-22 ..... (.405)  
Lloyd Carr ..... 1995-2007 ..... 122-40 ..... (.753)  
Gary Moeller ..... 1990-94 ..... 44-13-3 ..... (.758)  
Bo Schembechler ..... 1969-89 ..... 194-48-5 ..... (.796)  
Bump Elliott ..... 1959-68 ..... 51-42-2 ..... (.547)  
Bennie Oosterbaan ..... 1948-58 ..... 63-33-4 ..... (.650)  
Fritz Crisler ..... 1938-47 ..... 71-16-3 ..... (.806)  
Harry Kipke ..... 1929-37 ..... 46-26-4 ..... (.632)  
Tad Wieman ..... 1927-28 ..... 9-6-1 ..... (.594)  
George Little ..... 1924 ..... 6-2 ..... (.750)  
Fielding Yost ..... 1901-23, 1925-26 ..... 165-29-10 ..... (.833)  
Biff Lea ..... 1900 ..... 7-2-1 ..... (.750)  
Gustave Ferbert ..... 1897-99 ..... 24-3-1 ..... (.875)  
William Ward ..... 1896 ..... 9-1 ..... (.900)  
William McCauley ..... 1894-95 ..... 17-2-1 ..... (.875)  
Frank Barbour ..... 1892-93 ..... 14-8 ..... (.636)  
M. Murphy/F. Crawford... 1891 ..... 4-5 ..... (.444)

FOOTBALL HISTORY

First Year of Football ..... 1879  
All-Time Record ..... 909-317-36 (.735)  
All-Time Conference Record ..... 481-190-18 (.711)  
All-Time Bowl Record ..... 20-22 (.476)

National Championships ..... 11  
1901, 1902, 1903, 1904, 1918, 1923, 1932, 1933, 1947, 1948, 1997

Conference Championships ..... 42  
1898, 1901, 1902, 1903, 1904, 1906, 1918, 1922, 1923, 1925, 1926, 1930, 1931, 1932, 1933, 1943, 1947, 1948, 1949, 1950, 1964, 1969, 1971, 1972, 1973, 1974, 1976, 1977, 1978, 1980, 1982, 1986, 1988, 1989, 1990, 1991, 1992, 1997, 1998, 2000, 2003, 2004

Bowl Appearances ..... 42  
1901, 1947, 1950, 1964, 1969, 1971, 1975, 1976, 1977, 1978, 1979, 1980, 1981, 1982, 1983, 1984, 1985, 1986, 1987, 1988, 1989, 1990, 1991, 1992, 1993, 1994, 1995, 1996, 1997, 1998, 1999, 2000, 2001, 2002, 2003, 2004, 2005, 2006, 2007, 2010, 2011, 2012

Undefeated Seasons ..... 23  
1879, 1880, 1884, 1885, 1886, 1887, 1898, 1901, 1902, 1903, 1904, 1910, 1918, 1922, 1923, 1930, 1932, 1933, 1947, 1948, 1973, 1992, 1997

10+ Win Seasons ..... 26  
1898, 1901, 1902, 1903, 1904, 1905, 1947, 1971, 1972, 1973, 1974, 1976, 1977, 1978, 1980, 1985, 1986, 1989, 1991, 1997, 1998, 1999, 2002, 2003, 2006, 2011

Most Consecutive Wins ..... 29 (Sept. 28, 1901 – Oct. 31, 1903)  
All-Time Points Scored ..... 31,548  
First-Team All-Americans ..... 129 (78 consensus)  
First-Team All-Big Ten Players ..... 404 (No. 1 in the Big Ten)  
Heisman Trophy Winners ..... 3 (1941, 1991, 1997)  
Years with U-M Player in Heisman Top 10 ..... 26  
National Award Winners ..... 11  
College Football Hall of Fame Members ..... 36  
All-Time NFL Draft Picks ..... 339 (two No. 1 picks)  
All-Time First Round Picks ..... 50  
Michigan on TV ..... 452 Games; 296-148-8 (No. 1 nationally)  
First TV Game ..... U-M 55, MSU 0 (Sept. 27, 1947 on WWJ-TV)

**MICHIGAN FOOTBALL BY DECADE**

2010s ..... 32-15 (.681)  
2000s ..... 81-43-0 (.653)  
1990s ..... 93-26-3 (.775)  
1980s ..... 90-29-2 (.752)  
1970s ..... 96-16-3 (.848)  
1960s ..... 55-40-0 (.579)  
1950s ..... 52-36-3 (.588)  
1940s ..... 74-15-3 (.821)  
1930s ..... 53-26-4 (.663)  
1920s ..... 58-16-4 (.769)  
1910s ..... 52-18-6 (.723)  
1900s ..... 82-8-3 (.898)  
1890s ..... 72-20-2 (.777)  
1880s (no games in 1882) ..... 18-9-0 (.667)  
1879 ..... 1-0-1 (.750)  
**Overall ..... 909-317-36 (.735)**

## WEEKLY MEDIA AVAILABILITIES - NEBRASKA

MONDAY	TUESDAY	WEDNESDAY
12:30 P.M. - Head Coach Brady Hoke Press Conference at Junge Family Champions Center  1:00 P.M. - Players' Press Conference at Junge Family Champions Center (Tentatively: Taylor Lewan)	12:00 P.M. - Head Coach Brady Hoke Big Ten Teleconference Call  12:15 P.M. - Defensive coordinator Greg Mattison available at Glick Field House  12:30 P.M. - Offensive coordinator Al Borges available at Glick Field House  6:00 P.M. - Players available at Glick Field House (Tentatively: Brennen Beyer, Frank Clark, Devin Funchess, Jeremy Gallon and Cam Gordon)	11:40 A.M. - Players available at Glick Field House (Tentatively: Devin Gardner)  12:00 P.M. - Head Coach Brady Hoke available at Glick Field House  *All interview requests should be directed to the University of Michigan Public and Media Relations office.

### BIG TEN TELECONFERENCE

The Big Ten Teleconferences run throughout the season on a weekly basis, starting Tuesday, Aug. 27. Head coach Brady Hoke will participate on the conference call at 12 p.m. Eastern (11 a.m. Central). The media call-in number can be obtained by calling the Big Ten Conference.

Following is the coaches teleconference lineup:

Time	Coach
<b>12:00</b>	<b>Brady Hoke, Michigan</b>
12:10	Gary Andersen, Wisconsin
12:20	Bo Pelini, Nebraska
12:30	Mark Dantonio, Michigan State
12:40	Kirk Ferentz, Iowa
12:50	Jerry Kill, Minnesota
1:00	Tim Beckman, Illinois
1:10	Darrell Hazell, Purdue
1:20	Bill O'Brien, Penn State
1:30	Pat Fitzgerald, Northwestern
1:40	Urban Meyer, Ohio State
1:50	Kevin Wilson, Indiana

### MICHIGAN RADIO NETWORK

In its 11th season as a division of IMG College, the Michigan Sports Network represents one of the largest and most-listened to college sports network in the Midwest. Anchored by WWJ-AM (950) in Detroit, the Michigan IMG Radio Network is comprised of 40 affiliate stations in Michigan and Ohio during football season. In addition, U-M football can also be heard on American Armed Forces Radio and is also available on Sirius/XM. Frank Beckmann (play-by-play) and Jim Brandstatter (color) bring the action to you from the booth, with Doug Karsch providing sideline reports and analysis. Following is a list of radio affiliates:

City	Station	Dial Pos.
Alma	WQBX	104.9 FM
Alpena	WATZ	1450 AM
Ann Arbor	WTKA	1050 AM
Battle Creek	WBXX	104.9 FM
Benton Harbor	WSJM	1400 AM
Benton Harbor	WSJM	94.9 FM
Cadillac	WKAD	93.7 FM
Cassopolis	WGTO	910 AM
Charlevoix	WMKT	1270 AM
Charlevoix	WMKT	102.3 FM
Cleveland, Ohio	WHKW	1220 AM
Detroit	WWJ	950 AM
Escanaba	WDBC	680 AM
Flint	WTRX	1330 AM
Frankfort	WBNZ	92.3 FM
Grand Haven	WGHN	1370 AM
Grand Rapids	WOOD	1300 AM
Grayling	WQON	100.3 FM
Ishpeming	WIAN	1240 AM
Jackson	WKHM	970 AM
Kalamazoo	WQLR	1660 AM
Lansing	WQTX	92.1 FM
Ludington	WKZC	94.9 FM
Marine City	WHLX	1590 AM
Marquette	WDMJ	1320 AM
Muskegon	WOOD	106.9 FM
Newberry	WNBX	1450 AM
Niles	WNIL	1290 AM
Oscoda	WWTH	100.7 FM
Petoskey	WMBN	1340 AM
Port Huron	WHLX	1450 AM
Reed City	WBRN	95.1 FM
Rogers City	WHAK	980 AM
Rogers City	WHAK	99.9 FM
Saginaw	WSGW	790 AM
Sault Ste. Marie	WKNW	1400 AM
Sturgis	WBET	1230 AM
Toledo	WXKR	100.7 FM
Traverse City	WTCM	580 AM
Warren/Youngstown, Ohio	WHKZ	1440 AM

U-M football can also be heard on American Armed Forces Radio and is also available on Sirius Satellite Radio.

## INSIDE MICHIGAN FOOTBALL TV SHOW

The Inside Michigan Football TV show presented by PNC Bank returns for its sixth season in 2013. Fox Sports Detroit will air 15 shows throughout the fall, beginning with the premier on Aug. 26 at 5:30 p.m. ET. Wolverines Head Coach Brady Hoke will be joined by host Jim Brandstatter for the 30-minute program that includes game and practice highlights, student-athlete features and in-depth analysis of past and future games.

Inside Michigan Football will be broadcast each Monday evening (start time varies from 5:00-6:00 p.m.) from Aug. 26-Nov. 25.

For the second straight season, Inside Michigan Football will be available to fans on the Big Ten Digital Network. The show will be available on MGoBlue.com immediately following its airing on FSD.

## INSIDE MICHIGAN FOOTBALL RADIO SHOW

Head Coach Brady Hoke will appear each week on the Inside Michigan Football Radio Show. The hour-long show originates on WXYT Radio every Wednesday evening at 7 p.m., with Jim Brandstatter hosting the show. The show is broadcast live from Pizza House (PizzaHouse.com) located at 618 Church Street in Ann Arbor. Following are the stations covering the show:

City	Station	Dial Pos.
Alma	WFYC	1280 AM
Alpena	WATZ	1450 AM
Ann Arbor	WTKA	1050 AM
Battle Creek	WBCK	930 AM
Benton Harbor	WSJM	1400 AM
Benton Harbor	WSJM	94.9 FM
Cadillac	WKAD	93.7 FM
Caro	WKYO	1360 AM
Cassopolis	WGTO	910 AM
Charlevoix	WMKT	1270 AM
Charlevoix	WMKT	102.3 FM
Detroit	WXYT	1270 AM
Escanaba	WDBC	680 AM
Flint	WTRX	1330 AM
Frankfort	WBNZ	92.3 FM
Grand Rapids	WMAX	96.1 FM
Grayling	WQON	100.3 FM
Ishpeming	WIAN	1240 AM
Jackson	WKHM	970 AM
Kalamazoo	WQLR	1660 AM
Lansing	WQTX	92.1 FM
Ludington	WKZC	94.9 FM
Marquette	WDMJ	1320 AM
Marine City	WHLX	1590 AM
Niles	WNIL	1290 AM
Petoskey	WMBN	1340 AM
Port Huron	WHLX	1450 AM
Saginaw	WSGW	790 AM
Sturgis	WBET	1230 AM
Toledo, Ohio	W264K	100.7 FM
Traverse City	WTCM	580 AM

### MGOBLUE.COM





## TALE OF THE TAPE

### 2013 STATISTICS

#### OFFENSE

Michigan	Category	Nebraska
37.9	Scoring	38.2
411.6	Total Yards	467.6
154.9	Rushing Offense	261.6
256.8	Passing Offense	206.0
149.73	Pass Efficiency	136.55
170	First Downs	202
45%	3rd-Down Conv.	46%
60%	4th-Down Conv.	70%
19	Sacks Allowed	11
69%	Red Zone Offense (TD Eff.)	73%
83%	Red Zone Offense (Scoring Eff.)	89%
6.8	Punt Returns	3.4
23.0	Kick Returns	22.9
40.3	Avg. Punting	41.3
36.2	Net Punting	38.2
10-of-15	Field Goals	7-of-8
39-321	Penalties	50-459
-2	Turnover Margin	-1
32:26	Time Of Possession	30:59

### 2013 STATISTICS

#### DEFENSE

Michigan	Category	Nebraska
27.0	Scoring	24.0
360.1	Total Yards	399.9
105.1	Rushing Offense	182.6
255.0	Passing Offense	217.2
118.05	Pass Efficiency	119.16
155	First Downs	176
41%	3rd-Down Conv. Allowed	28%
33%	4th-Down Conv. Allowed	33%
17	Sacks By	22
52%	Red Zone Defense (TD Eff.)	63%
85%	Red Zone Defense (Scoring Eff.)	92%
7.5	Punt Returns	7.0
22.3	Kick Returns	18.4
40.2	Avg. Punting	40.1
36.3	Net Punting	37.8
17-22	Field Goals Against	10-of-14
42-351	Penalties	39-346
27:34	Opponent Time Of Possession	29:01

### MICHIGAN VS. NEBRASKA

#### MICHIGAN LEADS ALL-TIME SERIES 4-3-1

H: 3-1 / A: 0-0-1 / N: 1-1

YEAR	W/L	SCORE	SITE	RANK
1905	W	31-0	H	
1911	T	6-6	A	
1917	W	20-0	H	
1962	L	13-25	H	
1985	W	27-23	1	5/8
2005	L	28-32	2	20/-
2011	W	45-17	H	20/17
2012	L	9-23	A	20/-

1- Fiesta Bowl, Sun Devil Stadium, Tempe, Ariz.

2 - Alamo Bowl, Alamodome, San Antonio, Texas

#### MICHIGAN-NEBRASKA SERIES INFORMATION

**Series Record:** Michigan leads 4-3-1

**Michigan Points:** 179

**Nebraska Points:** 126

**Record in Ann Arbor:** Michigan leads 3-1

**at Michigan Stadium:** Michigan leads 1-1

**Record at Nebraska:** 0-1-1

**Record at Neutral Site:** Tied 1-1

**Games Decided by 7 Points or Less:** Series is tied 1-1-1

**Current Michigan Streak:** Lost 1

**Biggest Michigan Win:** 31-0 (1905)

**Biggest Michigan Loss:** 23-9 (2012)

**Last Michigan Road Win:** --

**Last Nebraska Home Win:** 2012

#### THE LAST TIME VS. NEBRASKA ...

• U-M was unable to find the end zone, falling to Nebraska, 23-9, on Saturday, Oct. 27, 2012, at Memorial Stadium.

• Senior quarterback Denard Robinson compiled 46 yards rushing and 55 yards passing before leaving due to injury late in the opening half. Sophomore/freshman quarterback Russell Bellomy added 38 yards through the air in relief, while senior/junior running back Fitzgerald Toussaint rushed for 38 yards.

#### BRADY HOKE AGAINST NEBRASKA

• Saturday will mark Brady Hoke's fourth encounter against Nebraska as a head coach. At Michigan, Hoke has split his first two encounters with the Cornhuskers, earning a 45-17 win over the Wolverines at Michigan Stadium in 2011 before dropping a 23-9 decision at Nebraska last season. Hoke's Ball State team fell at Nebraska, 41-40, in 2007.

#### LAST GAME ...

• U-M surrendered 23 unanswered points in a 29-6 loss at Michigan State (No. 24 AP, No. 24 ESPN/USA Today) on Saturday, Nov. 2, in the battle for the Paul Bunyan Trophy at Spartan Stadium in East Lansing, Mich.

• Senior/junior quarterback **Devin Gardner** passed for 210 yards, with sophomore/freshman wide receiver **Jehu Chesson** hauling in three passes for 82 yards, a new career high. Junior **Raymon Taylor** tallied 12 tackles and one interception on the defensive side of the ball.

#### WOLVERINES FACE TOUGH SCHEDULE IN 2013

• Four of Michigan's 12 regular-season opponents posted 10+ victories in 2012 -- Ohio State (12-0), Notre Dame (12-1), Northwestern (10-3) and Nebraska (10-4).

• Six of the Wolverines' 12 regular-season oppo-

nents received bowl bids in 2012, while compiling a 52-27 record (.659 winning percentage)

• U-M faces arguably its toughest stretch in November, going up against four consecutive Legends Division foes, including three on the road -- at Michigan State (Nov. 2), vs. Nebraska (Nov. 9), at Northwestern (Nov. 16) and at Iowa (Nov. 23) -- before concluding its regular-season slate by hosting Ohio State in the 110th edition of "The Game" on Nov. 30.

• U-M's final four regular-season opponents own a combined record of 24-11.

#### MAKING HISTORY

The announced crowd of 115,109 fans at the Big House for the U-M/Notre Dame football game on Sept. 7 set a new all-time attendance record for a football game -- college or NFL -- and broke the Michigan Stadium attendance record. The previous Michigan Stadium record was 114,804, established at U-M's previous home game vs. Notre Dame on Sept. 10, 2011.

#### HOME-FIELD ADVANTAGE

• Under head coach **Brady Hoke**, Michigan has won 19 straight games at Michigan Stadium -- the longest active home winning streak among BCS conference teams.

• The Wolverines have not lost at home since falling to Wisconsin on Nov. 20, 2010.

• Michigan boasted back-to-back undefeated seasons at home for the second time in 35 years; U-M also went perfect at home from 2003-04, posting a 13-0 record over the stretch.

• Hoke is the first Michigan head coach to go undefeated at home in his first two seasons at U-M since Fielding Yost (1901-02).

#### MICHIGAN'S LONGEST HOME WINNING STREAKS

• Michigan's 19-game home winning streak is tied for the fourth-longest such streak in program history.

Streak	Beginning-Ending
50	1901-1907
28	1969-1973
23	1897-1900
<b>19</b>	<b>2011-present</b>
18	1894-1897
17	1976-1978
16	2002-2005
14	1984-1986
14	1946-1949
14	1925-1927
14	1921-1924
13	1999-2001
13	1917-1919
12	1982-1984
12	1883-1891
11	1931-1933

#### 2013 CAPTAINS

• The U-M football team elected four players, seniors **Taylor Lewan**, **Courtney Avery** and **Cam Gordon** and senior/junior **Jake Ryan**, as captains for the 134th team in school history. It marks the third time in Michigan Football history the team will have four captains. The four players were selected in a vote of their teammates during fall camp.

#### RESETTING THE RECORD BOOKS

• Fifth-year senior wide receiver **Jeremy Gallon** and senior/junior quarterback **Devin Gardner** each put forth record-setting performances in Michigan's 63-47 win over Indiana on Oct. 19.

• Gallon finished the game with 14 receptions for 369 yards and two touchdowns, establishing new Big Ten and school records for most receiving yards in a single game. His 369 yards are the second-highest ever by an FBS receiver, while his 14 receptions are the second-highest total in program history.

• Meanwhile, Gardner set program records with 584 yards of total offense and 503 passing yards

against the Hoosiers.

- The senior/junior signal caller fell one yard short of the Big Ten record for total offense (585 by Dave Wilson of Illinois on Nov. 8, 1980) on his way to surpassing Denard Robinson's previous school record total of 502 yards at Notre Dame on Sept. 11, 2010.

- Gardner's 503 passing yards against the Hoosiers shattered the previous Michigan single-game passing record of 389 yards by John Navarre at Iowa on Oct. 4, 2003.

- Michigan set a school record with 751 yards of total offense, beating the previous mark of 727 yards against Delaware State in 2009. U-M's 751 yards is the second-highest total in Big Ten history. The two teams combined for 1,323 yards of total offense, which is also a Michigan record.

#### TAKING THE HELM

- After stepping in behind center for the final five games last season, senior/junior quarterback **Devin Gardner** will lead the U-M offense in 2013.

- Through eight games, Gardner is averaging 307.9 yards of total offense, which ranks first in the Big Ten and 16th in the nation. His 2,463 yards of total offense through eight games already rank 12th on U-M's single-season list.

- Gardner's 3,469 career passing yards already rank 11th all-time in U-M history.

- Gardner has showcased his dual-threat ability in 2013, completing 121-of-202 passes for 1,989 yards and 13 touchdowns and rushing for 474 yards and nine touchdowns on 113 carries.

- Gardner has accounted for at least two touchdowns in 11 of his last 13 games. He has also tallied at least three touchdowns in nine of his last 13 games.

- With Gardner under center, Michigan ranks 23rd in the nation -- and fifth in the Big Ten -- in scoring offense, averaging 37.9 points per game.

- Gardner is 40-of-58 (69%) on third-down passing plays. He completed 23 straight passes on third down through a seven-game stretch from last season's game at Minnesota on Oct. 29 to this season's game vs. Akron (Sept. 14).

#### MR. EFFICIENT

- Senior/junior quarterback **Devin Gardner** is on pace to finish his Michigan career with the highest efficiency rating in program history. Gardner, who has appeared in 13 consecutive games for the Maize and Blue behind center, currently owns the top mark on Michigan's career efficiency rating list (154.4).

#### Career (Min. 200 attempts)

1. <b>Devin Gardner</b>	<b>154.4</b>	<b>2010-</b>
2. Elvis Grbac	148.1	1989-92
3. Jim Harbaugh	145.6	1983-86
4. Todd Collins	145.0	1991-94
5. John Wangler	143.6	1976-80
6. Michael Taylor	141.6	1986-89
7. Bob Chappuis	140.4	1942-47
8. Denard Robinson	138.7	2009-12
9. Tom Brady	136.4	1996-99
10. Drew Henson	135.7	1998-00

#### RED ZONE SUCCESS

- In senior/junior quarterback **Devin Gardner's** last 13 games at quarterback, Michigan has made 51 trips to the red zone, scoring touchdowns on 39 of those trips.

- The Wolverines were 6-of-8 in the red zone in their 63-47 victory over Indiana on Oct. 19, with Gardner accounting for three of those scores.

- U-M was 5-of-5 in the red zone in its 42-13 victory over Minnesota on Oct. 5, with Gardner notching two of those scores (one passing, one rushing).

- In Michigan's 41-30 victory over Notre Dame on Sept. 7, the Wolverines were 4-of-4 in the red

zone, with Gardner accounting for all four scores (three passing, one rushing).

- In total, Gardner has accounted for 26 of U-M's 39 red zone touchdowns over the last 13 games.

- Through eight games, Michigan has scored on 30-of-36 red zone opportunities (83%), including 25 touchdowns.

#### PASSING HIS COMPETITION

- Quarterback **Devin Gardner** registered his sixth 200-yard passing game of the season last week at Michigan State, giving the junior signal caller 10 200-yard passing games in his collegiate career. Gardner needs two more 200-yard performances to move into a tie for fifth-place on U-M's all-time list in that category with Jim Harbaugh (1983-86) and Denard Robinson (2009-12).

#### Most 200-Yard Passing Games

	Career
1. John Navarre	28 2000-03
2. Chad Henne	27 2004-07
3. Tom Brady	15 1996-99
4. Todd Collins	14 1991-94
5. Jim Harbaugh	12 1983-86
Denard Robinson	12 2009-12
7. <b>Devin Gardner</b>	<b>10 2010-</b>
8. Elvis Grbac	9 1989-92
9. Brian Griese	8 1994-97
10. Scott Dreisbach	7 1995-97

- Gardner is averaging 16.2 yards per completion during his collegiate career, which ranks second on U-M's all-time list, trailing only Rick Leach (17.1 avg., 1975-78).

#### Average Yards Per Completion (Career)

##### (Min. 120 completions)

1. Rick Leach	17.1	1975-78
2. <b>Devin Gardner</b>	<b>16.2</b>	<b>2010-</b>
3. Bob Chappuis	15.9	1942-47
4. Demetrius Brown	15.8	1986-88
5. Chuck Ortmann	15.5	1948-50
6. John Wangler	15.2	1976-80
7. Steve Smith	15.0	1980-83
8. Dennis Franklin	14.9	1972-74
9. Denard Robinson	14.6	2009-12
10. Jim Harbaugh	14.1	1983-86
11. Scott Dreisbach	14.0	1995-97

#### BIG PLAYS

- U-M has generated 44 offensive plays of 20+ yards through eight games this season, 32 20+ yard receptions (14, Jeremy Gallon; 10, Devin Funchess; 3, Jehu Chesson; 3, Fitzgerald Toussaint; 1, Drew Dileo; 1, Joe Reynolds) and 12 20+ yard runs (5, Devin Gardner; 5, Fitzgerald Toussaint; 1, Derrick Green; 1, Dennis Norfleet).

*\*Full list of plays available in back of release.*

#### MOVING THE CHAINS

- Michigan has put together 24 70+-yard touchdown drives this season, including six against Indiana (Oct. 19), five against Central Michigan (Aug. 31), four against Notre Dame (Sept. 7), three against Penn State (Oct. 12) and Akron (Sept. 14), two against Minnesota (Oct. 5) and one against Connecticut (Sept. 21).

- QB **Devin Gardner** orchestrated six 70-yard touchdown drives against Indiana on Oct. 19, including four 80+-yard TD drives (81, 83, 89, 91).

#### 3RD-DOWN SUCCESS

- Last season, Michigan broke the program single-season record for highest third-down conversion percentage, converting 87 of 173 third downs (50.3%), good for first in the Big Ten and sixth in the nation. The previous school record was 49.6% in 1986.

- Through eight games, U-M ranks seventh in the Big Ten and 39th in the nation in the category, converting 49 of 110 third-down attempts (45%).

## A LOOK AT THE WOLVERINES . . .

### STATISTICAL RANKINGS IN 2013

#### OFFENSE

Category	Statistic	Big Ten	NCAA
Team, Points/Game	37.9	5th	23rd
Team, Total Offense	411.6	6th	64th
Team, Passing	256.8	4th	44th
Team, Rushing	154.9	10th	79th
Team, Sacks Allowed	2.38	8th	83rd
Team, 3rd Down Conv.	45%	7th	39th
Team, 4th Down Conv.	60%	5th	28th
Team, Red Zone Offense	83%	8th	62nd
D. Gardner, Passing	248.6 avg.	2nd	34th
D. Gardner, Yds/Comp.	16.4 avg.	1st	4th
D. Gardner, Rushing	59.3 avg.	12th	110th
D. Gardner, Total Offense	307.9 avg.	1st	20th
F. Toussaint, Rushing	74.4 avg.	10th	71st
F. Toussaint, Scoring	8.3 avg.	T-1st	T-38th
J. Gallon, Receiving Yards	112.3 avg.	2nd	11th
J. Gallon, Receptions/Game	6.3 avg.	2nd	31st
J. Gallon, Receiving TDs	7	T-3rd	T-20th
D. Funchess, Receiving TDs	4	T-14th	T-88th

#### DEFENSE

Category	Statistic	Big Ten	NCAA
Team, Scoring Defense	27.0 avg.	8th	68th
Team, Total Defense	360.1 avg.	5th	28th
Team, Pass Defense	255.0 avg.	11th	96th
Team, Rush Defense	105.1 avg.	4th	14th
Team, Red Zone Defense	85%	9th	81st
Passes Intercepted	12	2nd	17th
Sacks	2.13 avg.	5th	49th
Tackles for Loss	5.4 avg.	8th	83rd
B. Countess, INT	4	T-1st	T-10th
R. Taylor, INT	3	T-5th	T-34th
Frank Clark, Sacks	0.6 avg.	4th	57th
R. Taylor, Tackles	7.0 avg.	19th	168th
D. Morgan, Tackles	6.9 avg.	20th	186th
J. Ross III, Tackles	6.8 avg.	23rd	198th

#### SPECIAL TEAMS

Category	Statistic	Big Ten	NCAA
B. Gibbons, Scoring	8.3 avg.	T-1st	T-38th

### OFFENSE

**Offensive Formation:** Pro Style

**Offensive Starters Returning/Lost:** 5/6

**Offensive Lettermen Returning/Lost:** 24/12

#### RETURNING STARTERS FROM 2012

Player	Pos.	Ht.	Wt.	Year/Elig.
Devin Gardner	QB	6-4	210	Sr./Jr.
Jeremy Gallon	WR	5-8	187	5th Sr.
Taylor Lewan	LT	6-8	308	5th Sr.
Michael Schofield	RT	6-7	303	5th Sr.
Fitzgerald Toussaint	RB	5-10	200	5th Sr.

### DEFENSE

**Defensive Formation:** 4-3

**Defensive Starters Returning/Lost:** 6/5

**Defensive Lettermen Returning/Lost:** 21/11

#### RETURNING STARTERS FROM 2012

Player	Pos.	Ht.	Wt.	Year/Elig.
Brennen Beyer	LB	6-3	254	Jr.
Desmond Morgan	WLB	6-1	227	Jr.
Jake Ryan	SLB	6-3	241	Sr./Jr.
Thomas Gordon	FS	5-11	208	5th Sr.

## U-M LEADS NATION IN WINS ALL-TIME

- The Michigan football program extended its lead in all-time NCAA Division 1 FBS victories during the 2013 season.
- Michigan leads the nation in wins (909), followed by Texas (873) and Notre Dame (871).
- Michigan's 909 victories are the most of any institution in all divisions of college football.

### TOP 5 BCS SCHOOLS BY WINNING PERCENTAGE

School	Record	Pct.
1. Michigan .....	909-317-36....	735
2. Notre Dame .....	871-303-42 .....	.734
3. Oklahoma.....	837-311-53 .....	.719
4. Ohio State .....	846-315-53 .....	.719
5. Texas.....	873-336-33 .....	.716

### TOP 5 BCS SCHOOLS BY WINS

School	Record	Pct.
1. Michigan .....	909-317-36....	735
2. Texas.....	873-336-33 .....	.716
3. Notre Dame .....	871-303-42 .....	.734
4. Nebraska.....	861-355-40 .....	.701
5. Ohio State .....	846-315-53 .....	.719

### 107th Season of Big Ten Action

- Michigan is in its 107th season of competition in the Big Ten Conference.
- The Wolverines have compiled an impressive 480-190-18 record in conference play and have claimed a league-leading 42 championships.
- U-M also leads the conference with 404 first-team All-Big Ten selections.

### U-M In 134th Season of Gridiron Action

- U-M enters its 134th season of gridiron action.
- The Wolverine program was established in 1879 when a group of 13 men fielded the first football team in school history and played a pair of off-campus games. U-M defeated Racine, 1-0, at White Stocking Park in Chicago, Ill., on May 30, 1879, for the first victory in school history. The Wolverines tied Toronto, 0-0, in Detroit to finish the year 1-0-1.
- U-M enters its 131st year of uninterrupted gridiron action, with 1882 being the only season that the program did not play any varsity games.
- The Wolverines are the sixth oldest football program in NCAA history.

### OLDEST COLLEGE FOOTBALL PROGRAMS

School	Years
Princeton	144
Rutgers	144
Yale	141
Harvard	139
Pennsylvania	137
Michigan	134
Amherst	133
Navy	132

### Mr. PRODUCTIVITY

- Fifth-year wide receiver **Jeremy Gallon** has posted a reception in 34 consecutive games, which ranks one game short of tying Jason Avant for second all-time. Braylon Edwards owns the program record with a reception in 38 straight games.

### Consecutive Games with a Reception

Player	Consecutive Games
1. Braylon Edwards	38
2. Jason Avant	35
3. <b>Jeremy Gallon</b>	<b>34</b>
4. Marquise Walker	32
5. Mercury Hayes	30
6. Amani Toomer	26
Adrian Arrington	26
8. David Terrell	25
9. Desmond Howard	24
10. Anthony Cater	20

- Gallon ranks second in the Big Ten in receiving yards (898), receiving yards per game (112.2) and catches (50).
- The Apopka, Fla. native has led Michigan in receiving yards in five of eight games this season.
- In total, Gallon has posted five career 100-yard receiving efforts (three in 2012, two in 2013).
- Gallon led Michigan in receptions (49), receiving yards (829) and receiving yards per game (63.8) in 2012.

### GALLON CLIMBS ALL-TIME RECEPTIONS LIST

- Fifth-year senior wide receiver Jeremy Gallon continues to move up U-M's all-time receptions list in 2013. After posting five receptions last week at Michigan State, Gallon has 134 career receptions for the Maize and Blue, tying Desmond Howard (1989-91) for 11th all time in the category.

### MOST CAREER RECEPTIONS- SCHOOL HISTORY

Player	Receptions
1. Braylon Edwards (2001-04)	252
2. Marquise Walker (1998-01)	176
3. Jason Avant (2002-05)	169
4. Anthony Carter (1979-82)	161
5. Steve Breaston (2003-06)	156
6. Roy Roundtree (2009-present)	154
7. David Terrell (1998-00)	152
8. Tai Streets (1995-98)	144
9. Amani Toomer (1992-95)	143
10. Mario Manningham (2005-07)	137
11. <b>Jeremy Gallon (2010-13)</b>	<b>134</b>
Desmond Howard (1989-91)	134

### THIRD TIME'S A CHARM

- In U-M's 41-30 victory over Notre Dame on Sept. 7, wide receiver **Jeremy Gallon** became the first Wolverine to record three touchdown catches since Mario Manningham vs. Notre Dame on Sept. 16, 2006.
- Gallon's seven touchdown receptions through eight games rank tied for third in the Big Ten and tied for 20th in the country through 10 weeks of play.
- Gallon has been racking up touchdown receptions as of late. Dating back to last season's Outback Bowl, the fifth-year wideout has posted nine touchdown catches over his last nine games.

### MAKING HIS MARK

- After hauling in four receptions for 112 yards and two touchdowns at Penn State (Oct. 12), sophomore **Devin Funchess** became the second tight end in program history to post back-to-back 100-yard receiving efforts. One week earlier, Funchess set career highs in receptions (7) and receiving yards (151) vs. Minnesota on Oct. 5. Former tight end Jim Mandich also posted back-to-back 100-yard receiving games in 1969.

- Funchess is one of just two tight ends in U-M history with three 100-yard receiving efforts, joining Jim Mandich (1967-69).
- Funchess, who is averaging 103.0 receiving yards per game over his last four outings, leads all Big Ten tight ends with 29 catches for 557 yards and four touchdowns. Through eight games, he has already doubled his 2012 receiving output (15 catches for 234 yards).
- Funchess' 557 receiving yards in 2013 rank sixth all-time by a tight end on U-M's single-season list, and his 791 receiving yards through 21 games already rank 10th among U-M tight ends on the program's career receiving yardage list.

### Tight End Career Receiving Yards

1. Jack Clancy	1,919	1963-66
2. Jim Mandich	1,508	1967-69
3. Jerame Tuman	1,279	1995-98
4. Lowell Perry	1,261	1950-52
5. Dick Rifenberg	1,006	1946-48
6. Sim Nelson	976	1982-84
7. Doug Marsh	947	1977-70
8. Ron Kramer	880	1954-56
9. Bennie Joppru	800	1999-2002
10. <b>Devin Funchess</b>	<b>791</b>	<b>2012</b>

- Funchess, who earned Freshman All-American honors from the Football Writers Association of America (FWAA) in 2012, is averaging a team-high 19.2 yards per catch.
- Funchess has been a big-play threat all season for the Maize and Blue, posting 10 20+-yard receptions through eight games. He posted four of those 20+-yard catches vs. Minnesota (Oct. 5), three of which came on third down.
- With five touchdowns during his freshman campaign, Funchess finished the season tied for fourth all time among receiving touchdown leaders by tight ends. Funchess' four touchdowns through six games in 2013 already rank tied for eighth in program history. Eric Kattus boasts the record in the category with eight in 1985.

### BRINGING THE PRESSURE

- Junior defensive end **Frank Clark** is in the midst of a career year for the Maize and Blue. Through only eight games, Clark has established new career highs in sacks (4.5), tackles-for-loss (8.0), total tackles (27) and fumble recoveries (two).
- Clark's team-high 4.5 sacks have all come over U-M's last five outings, while 5.5 of his team-best 8.0 TFLs have occurred over Michigan's last three games.
- Clark has posted three sacks through four Big Ten games, ranking him tied for third in that category in conference-only games.
- Clark registered the first scoring play of his career at Penn State on Oct. 12, returning a fumble 24 yards for a touchdown on the first offensive play of the third quarter for Nittany Lions. Clark finished U-M's conference road opener with two sacks and two fumble recoveries.

### BACK IN THE FOLD

- Senior/junior linebacker **Jake Ryan** returned to the lineup against Penn State (Oct. 12), 207 days after suffering a torn ACL in his right knee during spring practice (March 19).
- Ryan saw his first action at the 8:19 mark of the first quarter. Ryan made his presence felt by stopping a quarterback sneak on fourth down that gave Michigan possession at PSU's 33-yard line. Ryan has posted a tackle-for-loss in 18 of his 21 career games.
- Ryan led the Wolverines in 88 total tackles (88), solo stops (56), tackles for loss (16), sacks (4.5) and forced fumbles (4) in 2012.
- Last season, Ryan earned All-Big Ten second-team honors by the media and was the Roger Zatkoff Award recipient as U-M's top linebacker.
- Dating back to 2011, Ryan had tallied a tackle-for-loss in 23 of his last 27 games.



### COUNT THE PICKS

- Junior/sophomore cornerback **Blake Countess** is tied for first in the Big Ten -- and 10th in the country -- with four interceptions this season, while defensive back **Raymon Taylor** ranks tied for fifth in the conference with three INTs in 2013.
- Countess is the first Wolverine since Donovan Warren in 2009 to record at least four interceptions in a season.
- The first two interceptions of Countess' collegiate career came against Notre Dame on Sept. 7. Prior to Countess, the last Wolverine player to record two interceptions in a game was James Rogers at Purdue on Nov. 13, 2010.
- Countess' 72-yard INT return for a touchdown, against Minnesota (Oct. 5) marked the sixth-longest interception returned for a touchdown by a Wolverine since 1948. His 149 return yards this season rank fourth all-time on U-M's single-season list.

U-M has tallied 12 interceptions over the first eight games this season after posting only seven interceptions throughout the 2012 campaign.

### RETURNING FOR MORE

- Despite being considered by many analysts as a high first-round selection in the 2013 NFL Draft, fifth-year senior offensive tackle **Taylor Lewan** elected to return to Ann Arbor for his senior season with Team 134.
- Lewan, a three-year starter who has started 43 career games at left tackle -- including 36 consecutive -- is only the ninth Michigan offensive lineman to be a starter for four seasons for the Maize and Blue (must start at least half of team's games each year to qualify). Prior to Lewan, Jeff Backus and Steve Hutchinson started on the line from 1997-2000.
- The Cave Creek, Ariz., native has been tabbed a first-team Preseason All-American by ESPN.com, CBSSports.com, SI.com and Sporting News, and named to the 2013 national watch lists for the Outland Trophy and the Maxwell, Rotary Lombardi and Walter Camp Player of the Year Awards.
- Lewan was a 2012 All-America first-team choice by the Walter Camp Football Foundation, Associated Press, ESPN.com and SI.com. He also was named the Big Ten Rimington-Pace Offensive Lineman of the Year and was an All-Big Ten first team choice by the league's coaches and media.

### RETURNING TO FORM

- Fifth-year senior running back **Fitzgerald Toussaint** is back at full strength after suffering a season-ending leg injury last season against Iowa.
- Toussaint rushed for a career-high four touchdowns against Indiana (Oct. 19), becoming the sixth different Wolverine to rush for at least four in a game. It also marked the eighth game of his career with multiple touchdowns.
- Toussaint carried the ball 32 times for 151 yards against the Hoosiers, becoming the first U-M runner to carry the ball at least 30 times since Mike Hart did it four times in 2007. Toussaint's rushing effort marked the sixth 100-yard rushing game of his career and his second 100-yard rushing performance of the season.
- After posting four rushing touchdowns against Indiana, Toussaint upped his career total to 26 to move into a tie for 12th place among U-M's all-time leaders in the category.
- Against Minnesota (Oct. 5), Toussaint became the 21st Michigan player to surpass 2,000 career rushing yards; he finished the game with 78 yards on the ground.
- Toussaint's 11 rushing touchdowns through eight games have already doubled his rushing TD output from all of last season (five).

### SOUND D

The Michigan defense continues to make strides as the 2013 season moves forward.

- U-M ranks 14th in the nation in rushing defense, allowing only 105.1 yards per game on the ground. The Wolverines have allowed one 100-yard rusher through eight games (Michigan State's Jeremy Langford).
- The Maize and Blue is fifth in the Big Ten and 28th in the country in total defense, allowing only 360.1 yards per game.
- The Wolverines have surrendered only 20 touchdowns this season and have allowed only six rushing scores through eight games.
- Michigan has allowed opponents to only score touchdowns on 52% of their red zone opportunities this season (14 TDs in 27 opportunities).

### YOUTH SERVED

- Twenty-seven Michigan players made their collegiate debuts against Central Michigan on Aug. 31.
- Thirteen true freshmen have seen the field through the first seven games of the season: offensive lineman **Kyle Bosch**, tight end **Jake Butt**, defensive end **Taco Charlton**, linebacker **Ben Gedeon**, running back **Derrick Green**, defensive back **Delano Hill**, wide receiver **Da'Mario Jones**, defensive back **Jourdan Lewis**, quarterback **Shane Morris**, running back **De'Veon Smith**, defensive back **Channing Stribling**, safety **Dymonte Thomas** and wide receiver **Csont'e York**.
- Sophomore/freshman offensive lineman **Erik Magnuson** and freshman defensive back **Channing Stribling** each made their first career starts against Indiana (Oct. 19), while freshman offensive lineman **Kyle Bosch** also saw his first career game action against the Hoosiers.
- The Wolverines list 38 first or second-year players on their depth chart.

### DEFENSIVE PRESENCE

- Under the guidance of defensive coordinator **Greg Mattison**, Michigan has finished back-to-back seasons ranked in the top-20 in total defense for the first time since 1997-98.

### TOTAL DEFENSE

Year	Ranking
1997	1
1998	5
1999	32
2000	74
2001	12
2002	42
2003	11
2004	33
2005	36
2006	10
2007	24
2008	67
2009	82
2010	110
2011	17
2012	13

### TOP OF THE CHARTS

- Fifth-year senior kicker **Brendan Gibbons** set a new program-record by converting 16 consecutive field goals from Oct. 6, 2012 (at Purdue) through Sept. 7, 2013 (vs. Notre Dame). Gibbons missed a 45-yard field goal attempt against Akron on Sept. 14, snapping his streak.

### Consecutive Field Goals Made

Number	Player	Year(s)
16	Brendan Gibbons	2012-13
14	Remy Hamilton	1996

## THE NATIONAL POLLS

### Associated Press Media Poll (Nov. 3)

Team	Record	Points	Previous
1. Alabama (52)	8-0	1,491	1
2. Oregon (2)	8-0	1,418	2
3. Florida State (6)	8-0	1,409	3
4. Ohio State	9-0	1,315	4
5. Baylor	7-0	1,234	5
6. Stanford	7-1	1,214	6
7. Auburn	8-1	1,082	8
8. Clemson	8-1	1,059	9
9. Missouri	8-1	956	10
10. LSU	7-2	863	11
11. Texas A&M	7-2	861	12
12. Oklahoma	7-1	816	13
13. South Carolina	7-2	769	14
14. Miami (Fla.)	7-1	737	7
15. Oklahoma State	7-1	662	18
16. UCLA	6-2	515	17
17. Fresno State	8-0	493	16
18. Michigan State	8-1	478	24
19. Central Florida	6-1	472	19
20. Louisville	7-1	385	20
21. Wisconsin	6-2	342	22
22. Northern Illinois	9-0	322	21
23. Arizona State	6-2	197	25
24. Notre Dame	7-2	164	NR
25. Texas Tech	7-2	102	15

### USA Today Coaches Poll (Nov. 3)

Team	Record	Points	Previous
1. Alabama (54)	8-0	1,540	1
2. Oregon (5)	8-0	1,475	2
3. Florida State (3)	8-0	1,436	3
4. Ohio State	9-0	1,369	4
5. Baylor	7-0	1,299	5
6. Stanford	7-1	1,222	7
7. Clemson	8-1	1,121	8
8. Oklahoma	7-1	971	9
9. Missouri	8-1	961	10
10. Auburn	8-1	959	11
11. Oklahoma State	7-1	864	12
12. LSU	7-2	835	13
13. Texas A&M	7-2	800	14
14. Miami (Fla.)	7-1	747	6
15. South Carolina	7-2	722	16
16. Louisville	7-1	569	17
17. Fresno State	8-0	567	18
18. UCLA	6-2	494	19
19. Michigan State	8-1	446	24
20. Northern Illinois	9-0	409	20
21. Central Florida	6-1	340	22
22. Wisconsin	6-2	333	23
23. Texas Tech	7-2	217	15
24. Arizona State	6-2	130	NR
25. Notre Dame	7-2	108	25

### Tracking U-M in the Top 25 Polls

Date	AP	USA Today
Preseason.....	17th.....	17th
Sept. 1.....	17th.....	17th
Sept. 8.....	11th.....	12th
Sept. 15.....	15th.....	14th
Sept. 22.....	18th.....	17th
Sept. 29.....	19th.....	17th
Oct. 6.....	18th.....	16th
Oct. 13.....	NR.....	24th
Oct. 20.....	24th.....	23rd
Oct. 27.....	23rd.....	21st
Nov. 3.....	NR.....	NR

## WOLVERINE BITES

### 1,000 YARD CLUB



Jeremy Gallon

• Fifth-year senior wide receiver **Jeremy Gallon** is U-M's active leader in career receiving yards. His 2,229 yards are 10th best for the Maize and Blue.

#### U-M Career Receiving Yards

1.	Braylon Edwards (2001-04)	3,541
2.	Anthony Carter (1979-82)	3,076
3.	Amani Toomer (1992-95)	2,657
4.	David Terrell (1998-2000)	2,317
5.	Mario Manningham (2005-07)	2,310
6.	Roy Roundtree (2009-12)	2,304
7.	Tai Streets (1995-98)	2,284
8.	Marquise Walker (1998-2001)	2,269
9.	Jason Avant (2002-05)	2,247
10.	<b>Jeremy Gallon (2010-present)</b>	<b>2,229</b>
11.	Greg McMurtry (1986-89)	2,163
12.	Desmond Howard (1989-91)	2,146



Fitzgerald Toussaint

• Fifth-year senior running back **Fitzgerald Toussaint**, who carried the load for the Wolverines on the ground in 2012, has returned to form after suffering a season-ending leg injury last season against Iowa.

• Toussaint ranks 20th in program history with 2,237 career rushing yards.

• In 2011, Toussaint posted 1,041 rushing yards, the most yards by a U-M running back since Mike Hart in 2007 (1,361).

#### U-M Career Rushing Yards

1.	Mike Hart (2004-07)	5,040
10.	Gordon Bell (1973-75)	2,902
11.	Tshimanga Biakabutuka (1993-95)	2,810
12.	Lawrence Ricks (1979-82)	2,751
13.	Harlan Huckleby (1975-78)	2,624
14.	Ricky Powers (1990-93)	2,554
15.	Russell Davis (1975-1978)	2,550
16.	Ron Johnson (1966-68)	2,417
17.	Ed Shuttlesworth (1971-73)	2,333
18.	Tony Boles (1987-89)	2,247
19.	<b>Fitzgerald Toussaint (2010-present)</b>	<b>2,237</b>
20.	Stanley Edwards (1977-81)	2,206

• Gibbons has connected on 39 career field goal attempts, which ranks tied for fourth in program history with J.D. Carlson (39, 1989-91).

#### Career Field Goals Made

Player	FGs Made	Years
1. Garrett Rivas	64	2003-2006
2. Remy Hamilton	63	1993-96
3. Mike Gillette	57	1985-88
4. <b>Brendan Gibbons</b>	<b>39</b>	<b>2010-</b>
J.D. Carlson	39	1989-91
6. Ali Haji-Sheikh	31	1979-82
7. Bob Bergeron	29	1981-84
8. Hayden Epstein	26	1998-01
9. Mike Lantry	21	1972-74
K.C. Lopata	21	2007-08

• Gibbons was 9-for-9 on point-after touchdown attempts against Indiana (Oct. 19), upping his career total to 150 to remain in second place among U-M's all-time leaders in the category, surpassing J.D. Carlson (137, 1989-91).

#### Most Point-After-Touchdowns Scored (Career)

Player	PATs Made	Years
1. Garrett Rivas	162	2003-06
2. <b>Brendan Gibbons</b>	<b>150</b>	<b>2010-</b>
3. J.D. Carlson	137	1989-91
4. Mike Gillette	130	1985-88
5. Ali Haji-Sheikh	117	1979-82

• By going 4-for-4 on PATs at Penn State (Oct. 12), Gibbons set a new school record for consecutive made PATs, surpassing J.D. Carlson (1988-91), who notched 126 consecutive PATs.

• Gibbons' streak of 136 consecutive made PATs ranks second among active players in the FBS, trailing only Aaron Jones of Baylor (155).

#### Most Consecutive Point After Touchdowns

Player	Consecutive PATs	Years
1. <b>Brendan Gibbons</b>	<b>136</b>	<b>2011-</b>
2. J.D. Carlson	126	1998-91
3. Ali Haji-Sheikh	76	1979-82
4. Mike Gillette	66	1985-88
5. Dana Coin	55	1969-71

• Gibbons ranks tied for first in the Big Ten in scoring, averaging 8.3 points per game. His 268 career points rank sixth all time on U-M's career points list.

#### WOLVERINES BECOME BOWL ELIGIBLE

• Michigan earned its sixth victory of the season against Indiana (Oct. 19) to become bowl eligible for the 43rd time in program history. U-M has posted a 20-22 mark in its previous 42 bowl appearances.

#### AVERY, FUNCHESS, GALLON AND GARDNER TO DON MICHIGAN FOOTBALL LEGENDS JERSEYS

• U-M head football coach Brady Hoke announced earlier this season that senior defensive back **Courtney Avery**, sophomore tight end **Devin Funchess**, fifth-year senior wide receiver **Jeremy Gallon** and senior/junior quarterback **Devin Gardner** will don Michigan Football Legends numbers this season.

• Avery, a team co-captain and three-year letterman, will wear No. 11 in honor of Francis, Albert and Alvin Wistert.

• Funchess, who was named to the Football Writers Association of America Freshman All-America Team in 2012, will wear Ron Kramer's No. 87 jersey for the remainder of his career.

• Gallon will don No. 21 in honor of 1991 Heisman Trophy winner Desmond Howard.

• Gardner will wear the No. 98 jersey for the remainder of his career in honor of the Wolverines' first Heisman Trophy winner, Tom Harmon. Gardner switched to No. 98 from No. 12 prior to the Michigan-Notre Dame game on Sept. 7.

#### SPECIAL TEAMS STANDOUT

• Sophomore kick returner **Dennis Norfleet** ranks fourth on Michigan's career list with 1,432 yards on kickoff returns. Last season, Norfleet posted 827 kick return yards, good for second on U-M's single-season list in that category. Norfleet has already amassed 505 return yards (72.1 ypg.) through seven games in 2013.

#### ENTERING 2013...

• Michigan's 113-player roster breaks down like this: 58 freshmen, 23 sophomores, 16 juniors and 16 seniors.

• The Wolverines return six starters on defense: DT **Quinton Washington**, LBs **Brennen Beyer**, **Desmond Morgan** and **Jake Ryan**, FS **Thomas Gordon** and CB **Raymon Taylor**.

• U-M returns five starters on offense: LT **Taylor Lewan**, RT **Michael Schofield**, QB **Devin Gardner**, RB **Fitzgerald Toussaint** and WR **Jeremy Gallon**.

• On offense, Lewan and Schofield started all 13 games in 2012, while Gordon and Ryan started all 13 games on defense.

• The returning trio of **Drew Dileo**, **Devin Funchess** and **Jeremy Gallon** combined to haul in 84 receptions for 1,394 yards and 11 touchdowns.

• U-M returns three of its top four leading tacklers from 2012, LBs **Jake Ryan** (88) and **Desmond Morgan** (81), and S **Thomas Gordon** (81).

#### INDIVIDUAL PLAYER NOTES

##### Drew Dileo 2013 Season

• Has appeared in eight games, seven at wide receiver, making two starts.

• Posted first touchdown reception of the season vs. Notre Dame (Sept. 7)

• Recorded two receptions for 43 yards vs. Central Michigan (Aug. 31).

##### Career

• Has appeared in 40 contests at wide receiver and on special teams, making five starts.

• Set career highs in receptions (20), receiving yards (331) and receiving touchdowns (2) in 2012.

• Notched four receptions for a career-high 94 yards vs. Michigan State on Oct. 20, 2012.

Year	GP/GS	No.	Yards	Avg.	Per/Game	TD	Long
2010	6/0	1	3	3.0	0.4	0	3
2011	13/0	9	121	13.4	10.1	2	28
2012	13/3	20	331	16.6	25.5	2	66
2013	8/2	8	99	12.4	12.4	1	36
<b>Career</b>	<b>40/5</b>	<b>38</b>	<b>554</b>	<b>14.6</b>	<b>13.9</b>	<b>5</b>	<b>66</b>

##### Devin Funchess 2013 Season

• Has appeared in eight games at tight end, making five starts.

• Posted back-to-back 100-yard receiving efforts vs. Minnesota (Oct. 5) and Penn State (Oct. 12); second tight end in program history to accomplish that feat.

• Set career highs in receptions (seven) and receiving yards (151) vs. Minnesota (Oct. 5).

• Recorded a career-long 59-yard touchdown reception at Penn State (Oct. 12).

• Switched from No. 19 to jersey No. 87 prior to season in honor of Michigan Football Ron Kramer.

##### Career

• Has appeared in 21 games at tight end, making 10 starts.

• Five touchdown catches in 2012 tied for fourth most in U-M history by a tight end in a single season.

• Football Writers Association of America (FWAA) Freshman All-American in 2012.

• All-Big Ten honorable mention (media) in 2012.

• Appeared on ESPN.com, BTN.com and Phil Steele's Postseason All-Big Ten Freshman Teams in 2012.

• Tallied four catches for 106 yards and a touchdown against Air Force on Sept. 8, 2012, earning Big Ten Freshman of the Week honors.

• High school teammate of defensive end Mario Ojemudia.



Year	GP/GS	No.	Yards	Avg.	Per/Game	TD	Long
2012	13/5	15	234	15.6	18.0	5	30
2013	8/5	29	557	19.2	69.6	4	59
<b>Career</b>	<b>21/10</b>	<b>44</b>	<b>791</b>	<b>18.0</b>	<b>37.7</b>	<b>9</b>	<b>59</b>

### Jeremy Gallon 2013 Season

- Has started eight games at wide receiver.
- Second in the Big Ten in receiving yards (898), receiving yards per game (112.2) and catches (50); also tied for second in the league in touchdown receptions (seven).
- Named Big Ten Offensive Player of the Week vs. Indiana on Oct. 19 after posting a career-high 14 receptions for a Big Ten and program-record 369 yards and two touchdowns vs. the Hoosiers.
- His 369 yards vs. Indiana mark the second-highest receiving total in a single game in FBS history, while his 14 catches are the second-highest total in program history.
- Notched team-high seven receptions for 95 yards and one touchdown at Penn State (Oct. 12).
- Posted 100th career reception vs. Akron (Sept. 14).
- Named Big Ten Offensive Player of the Week vs. Notre Dame on Sept. 7 after posting 184 receiving yards and a career-high three touchdowns vs. the Fighting Irish.

### Career

- Has appeared in 46 career games, making 21 starts at wide receiver.
- Has posted a reception in 34 consecutive games, which ranks third all-time in U-M history.
- All-Big Ten honorable mention (coaches/media) in 2012.
- Surpassed 2,000 career receiving yards vs. Indiana on Oct. 19, 2013.
- Surpassed 1,000 career receiving yards vs. Iowa on Nov. 17, 2012.
- Led team in receptions (49), receiving yards (829) and receiving yards per game (63.8) in 2012.
- Tied his career-long reception on a 71-yard touchdown catch vs. Illinois (Oct. 13, 2012); marked longest reception TD of his career.
- Made first career start vs. Minnesota (Oct. 1, 2011).
- In 2011, led team with 19 punt returns for 192 yards (10.1 avg ranked 3rd in Big Ten).
- In 2010, led team in punt returns (10 for 43 yards) and kick returns (27 for 589 yards).

Receiving	Year	GP/GS	No.	Yards	Avg.	Per/Game	TD	Long
	2010	12/0	4	49	12.3	7.0	1	20
	2011	13/1	31	453	14.6	34.9	3	64
	2012	13/12	49	829	16.9	63.8	4	71
	2013	8/8	50	898	18.0	112.2	7	70
<b>Career</b>	<b>46/21</b>	<b>134</b>	<b>2,229</b>	<b>16.6</b>	<b>48.5</b>	<b>15</b>	<b>71</b>	

### Devin Gardner 2013 Season

- Has started eight games at quarterback.
- Completed 14-of-27 passes for 210 yards against Michigan State (Nov. 2).
- Completed 21-of-29 passes for a program-record 503 passing yards and rushed 15 times for 81 yards, totaling five touchdowns (3 rush, 2 pass) vs. Indiana (Oct. 19).
- His 584 yards of total offense against the Hoosiers set a new school record and fell one yard short of the Big Ten total-offense record.
- Completed 15-of-28 passes for 240 yards and three touchdowns and rushed the ball a career-high 24 times for a career-best 121 yards at Penn State (Oct. 12).
- Completed 13-of-17 passes for 235 yards and one touchdown and rushed the ball seven times for 17 yards and one touchdown vs. Minnesota (Oct. 5).
- Completed 11-of-23 passes for 97 yards and rushed the ball a career-high 19 times for 64 yards and one touchdown at Connecticut (Sept. 21).
- Completed 16-of-30 passes for 248 yards and two touchdowns and rushed the ball 10 times for a career-high 103 yards and one touchdown vs. Akron (Sept. 14).
- Accounted for 376 yards of total offense and five touchdowns vs. Notre Dame (Sept. 7); completed 21-of-33 passes for 294 yards and a career-high four touchdowns and rushed the ball 13 times for 82 yards and one touchdown.
- Completed 10-of-15 passes for 162 yards and one touchdown vs. Central Michigan (Aug. 31);

also rushed the ball seven times for 52 yards and two TDs.

- Switched from No. 12 to jersey No. 98 prior to game vs. Notre Dame (Sept. 7) in honor of Michigan Football Tom Harmon.

### Career

- Has appeared in 33 games, making 12 starts at quarterback and five starts at wide receiver.
- Appeared in 13 games at quarterback and wide receiver in 2012, making nine starts (4 at QB, 5 at WR).
- Completed 18-of-34 passes for 214 yards and three touchdowns vs. South Carolina in Outback Bowl (Jan. 1); also carried the ball 12 times for 24 yards.
- Named Big Ten Co-Offensive Player of the Week vs. Iowa on Nov. 17, 2012 after completing 18-of-23 passes for a career-best 314 yards and three touchdowns and carrying the ball nine times for 37 yards and three touchdowns.
- Against the Hawkeyes, became the first Wolverine player to account for six touchdowns since Steve Smith scored three rushing and three passing touchdowns at Minnesota in 1983; also became first U-M player to rush for three touchdowns since Denard Robinson posted three against San Diego State last season.
- Big Ten Co-Offensive Player of the Week vs. Northwestern on Nov. 10, 2012.
- Made first career start at quarterback vs. Minnesota on Nov. 3, 2012, completing 12-of-18 passes for 234 yards and two touchdowns and carried the ball 10 times for 21 yards and one touchdown.
- Played wide receiver first eight games of the 2012 season; recorded a touchdown reception in four games in 2012.
- Posted career-best five receptions for 63 yards and one score against Air Force on Sept. 8, 2012.
- Has orchestrated four 90+-yard scoring drives.
- Saw action in nine games as reserve QB in 2011.
- Made career debut at quarterback against Connecticut (Sept. 4, 2010).
- Completed 7-of-10 passes for 85 yards and threw for first career touchdown against Bowling Green (Sept. 25, 2010); rushed six times for 25 yards and one touchdown (also first of his career).

### Rushing

Year	GP/GS	Att.	Yards	Avg.	Per/Game	TD	Long
2010	3/0	7	21	3.0	7.0	1	9
2011	9/0	25	53	2.6	9.3	1	15
2012	13/9	47	101	2.1	7.8	7	19
2013	8/8	113	474	4.2	59.2	9	36
<b>Career</b>	<b>33/17</b>	<b>192</b>	<b>649</b>	<b>3.4</b>	<b>19.7</b>	<b>18</b>	<b>36</b>

### Passing

Year	GP/GS	Comp.	Att.	Pct.	Yards	TD	Int.	Long
2010	3/0	7	10	70.0	85	1	0	30
2011	9/0	11	23	47.8	176	1	1	32
2012	13/9	75	126	59.3	1,219	11	5	75
2013	8/8	121	202	59.9	1,989	13	11	70
<b>Career</b>	<b>33/17</b>	<b>214</b>	<b>361</b>	<b>59.3</b>	<b>3,469</b>	<b>26</b>	<b>17</b>	<b>75</b>

### Receiving

Year	GP/GS	No.	Yards	Avg.	Per/Game	TD	Long
2010	3/0	0	0	0	0	0	0
2011	9/0	1	2	2.0	0.0	0	2
2012	13/9	16	266	16.6	20.5	4	44
2013	8/8	0	0	0	0	0	0
<b>Career</b>	<b>33/17</b>	<b>17</b>	<b>268</b>	<b>15.8</b>	<b>8.1</b>	<b>4</b>	<b>44</b>

### 2013 GAME-BY-GAME

	PASSING			RUSHING		
	C/A	Yds.	TD	Att.	Yds.	TD
CMU	10/15	162	1	7	52	2
ND	21/33	294	4	13	82	1
AKRON	16/30	248	2	10	103	1
UConn	11/23	97	0	19	64	1
MINN	13/17	235	1	7	17	1
PSU	15/28	240	3	24	121	0
INDIANA	21/29	503	2	15	81	3
MSU	14/27	210	0	18	-46	0
<b>TOTAL</b>	<b>121/202</b>	<b>1,989</b>	<b>13</b>	<b>113</b>	<b>474</b>	<b>9</b>

## 2013 AWARDS

### JUNIOR QUARTERBACK DEVIN GARDNER

- Davey O'Brien Trophy (watch list)
- Maxwell Award (watch list)
- Davey O'Brien Award Quarterback of the Week (vs. Notre Dame 9/7)
- Athlon Sports Big Ten Offensive Player of the Week (vs. Notre Dame 9/7)
- Manning Star of the Week (vs. Notre Dame 9/7)
- Athlon Sports Big Ten Co-Offensive Player of the Week (vs. Indiana 10/19)

### JUNIOR LINEBACKER JAKE RYAN

- Rotary Lombardi Award (watch list)

### SENIOR PLACE-KICKER BRENDAN GIBBONS

- Lou Groza Award (watch list)

### SENIOR OFFENSIVE TACKLE TAYLOR LEWAN

- Maxwell Award (watch list)
- Outland Trophy (watch list)
- Rotary Lombardi Award (watch list)
- Walter Camp Award (watch list)
- ESPN.com Preseason All-American (first team)
- Walter Camp Preseason All-American (first team)
- Associated Press Preseason All-American (first team)
- SI.com Preseason All-American (first team)
- Sporting News Preseason All-American (first team)

### SENIOR WIDE RECEIVER JEREMY GALLON

- Big Ten Offensive Player of the Week (vs. Notre Dame 9/7)
- College Sports Madness National Offensive Player of the Week (vs. Notre Dame 9/7)
- College Football Performance Award National Wide Receiver of the Week (vs. Notre Dame 9/7)
- Big Ten Offensive Player of the Week (vs. Indiana 10/19)
- College Football Performance Award National Wide Receiver of the Week (vs. Indiana 10/19)
- Athlon Sports Big Ten Co-Offensive Player of the Week (vs. Indiana 10/19)

### SOPHOMORE TIGHT END DEVIN FUNCHESS

- John Mackey Award (watch list)
- John Mackey Award Tight End of the Week (vs. Minnesota 10/5)
- College Football Performance Award National Tight End of the Week (vs. Minnesota 10/5)
- College Football Performance Award National Tight End of the Week (at Penn State 10/12)

### JUNIOR LINEBACKER DESMOND MORGAN

- Athlon Sports Big Ten Defensive Player of the Week (at Connecticut 9/21)

## 2013 MICHIGAN RECORD WHEN ...

Overall: .....	6-2
At Home: .....	5-0
On the Road: .....	1-2
Neutral: .....	0-0
By Month: .....	
August: .....	1-0
September: .....	3-0
October: .....	2-1
November: .....	0-1
December: .....	0-0
January: .....	0-0
When Scoring First: .....	5-1
When Opponent Scored First: .....	1-1
When Scoring 20 or More Points: .....	6-1
When Scoring Less Than 20 Points: .....	0-1
When Leading at the Half: .....	6-0
When Trailing at the Half: .....	0-2
When Tied at the Half: .....	0-0
When Leading after 3 Quarters: .....	5-1
When Trailing after 3 Quarters: .....	1-1
When Tied after 3 Quarters: .....	0-0
In Overtime: .....	0-1
When Outrushing the Opponent: .....	5-1
With 35 or More Rushing Attempts: .....	5-1
With Less Than 30 Passing Attempts: .....	3-1
When Leading in Time of Possession: .....	4-1
When Trailing in Time of Possession: .....	2-1
On Turf: .....	5-0
On Grass: .....	1-2
When Leading in Takeaway/Turnover Ratio: .....	2-1
When Even in Takeaway/Turnover Ratio: .....	1-1
When Trailing in Takeaway/Turnover Ratio: .....	3-0
With an Individual 100-Yard Rusher: .....	3-1
With an Individual 200-Yard Passer: .....	4-2
250-Yard Passer: .....	2-0
With an Individual 100-Yard Receiver: .....	3-1
With an Individual Opponent 100-Yard Rusher: .....	0-1
With an Individual Opponent 200-Yard Passer: .....	3-2
250-Yard Passer: .....	3-2
With an Individual Opponent 100-Yard Receiver: .....	2-0

2012 GAME-BY-GAME						
PASSING			RUSHING			
C/A	Yds.	TD	Att.	Yds.	TD	
ALA			Played at WR			
AFA			Played at WR			
UMASS			Played at WR			
ND			Played at WR			
PUR			Played at WR			
ILL			Played at WR			
MSU			Played at WR			
NEB			Played at WR			
MIN	12/18	234	2	10	21	1
NU	16/29	286	2	9	47	2
IOWA	18/23	314	3	9	37	3
OSU	11/20	171	1	7	-28	1
SC	18/36	214	3	12	24	0
<b>TOTAL</b>	<b>75/126</b>	<b>1,219</b>	<b>11</b>	<b>47</b>	<b>101</b>	<b>7</b>

### Fitzgerald Toussaint 2013 Season

- Has started eight games at running back.
- Tied for Big Ten lead in scoring per game (8.2 avg.).
- Rushed the ball 32 times for 151 yards and a career-high four touchdowns vs. Indiana (Oct. 19); became the sixth different Wolverine to rush for at least four TDs in a game and the first U-M runner to carry the ball at least 30 times since Mike Hart did it four times in 2007.
- Surpassed 2,000 career rushing yards vs. Minnesota (Oct. 5); rushed the ball 17 times for 78 yards and two touchdowns.
- Carried the ball 24 times for 120 yards and two touchdowns at Connecticut (Sept. 21).
- Notched 71 rushing yards and one touchdown on 19 carries vs. Akron (Sept. 14).
- Amassed 71 rushing yards on 22 carries vs. Notre Dame (Sept. 7); also posted career-long 31-yard reception.
- Tallied team-high 14 carries for 57 yards and two touchdowns vs. Central Michigan (Aug. 31).

### Career

- Has appeared in 34 games at running back, making 29 starts.
- Became the 21st Wolverine with 2,000 career rushing yards during Minnesota game on Oct. 5, 2013.
- Appeared in 10 games at running back in 2012 making nine starts before suffering season-ending leg injury vs. Iowa (Nov. 17).
- Became 50th Wolverine with 1,000 career rushing yards during OSU game on Nov. 26, 2011.
- In 2011, rushed for 1,041 yards, the most yards by a U-M running back since Mike Hart in 2007 (1,361).
- In Ohio State game (Nov. 26, 2011), became 31st player in U-M history to reach 1,000 yards rushing in a season.
- Set career high with 29 carries vs. Nebraska (Nov. 19, 2011). Also had 138 yards and tied career high with two TDs.
- Set career high for rushing yards (192) on 27 carries at Illinois (Nov. 12, 2011). Had career-best run of 65 yards on second play of the game.

### Rushing

Year	GP/GS	No.	Yards	Avg.	P/G	TD	Long
2010	4/1	8	87	10.9	21.8	1	61
2011	12/11	187	1041	5.6	86.8	9	65
2012	10/9	130	514	4.0	51.4	5	50
2013	8/8	163	595	3.7	74.4	11	35
<b>Career</b>	<b>34/29</b>	<b>488</b>	<b>2,237</b>	<b>4.6</b>	<b>62.1</b>	<b>26</b>	<b>65</b>

### 2013 Rushing Game-By-Game

2012 Opponent	Att.	Yards	Avg.	TD	Long
CMU	14	57	4.1	2	20
ND	22	71	3.2	0	22
AKRON	19	71	3.7	1	24
UConn	24	120	5.0	2	35
MINNESOTA	17	78	4.6	2	14
PSU	27	27	1.0	0	12
INDIANA	32	151	4.7	4	27
MSU	8	20	2.5	0	9
<b>Season Total</b>	<b>163</b>	<b>595</b>	<b>3.7</b>	<b>11</b>	<b>35</b>

### 2012 Rushing Game-By-Game

2012 Opponent	Att.	Yards	Avg.	TD	Long
Alabama	Did Not Play				
Air Force	8	7	0.9	0	5
Massachusetts	15	85	5.7	1	13
Notre Dame	13	58	4.5	0	31
Purdue	17	19	1.1	2	6
Illinois	18	62	3.4	1	12
MSU	10	52	5.2	0	38
NEB	15	38	2.5	0	9
MINN	13	70	5.4	1	41
Northwestern	18	92	5.1	0	50
Iowa	3	31	10.3	0	14
OSU	Did Not Play				
South Carolina	Did Not Play				
<b>Season Total</b>	<b>130</b>	<b>514</b>	<b>4.0</b>	<b>5</b>	<b>50</b>

### 2011 Rushing Game-By-Game

2011 Opponent	Att.	Yards	Avg.	TD	Long
Western Michigan	11	80	7.3	2	43
Notre Dame	Did Not Play				
Eastern Michigan	11	46	4.2	1	12
San Diego State	13	67	5.2	0	11
Minnesota	11	108	9.8	1	35
at NU	14	25	1.8	0	7
at MSU	2	7	3.5	0	4
Purdue	20	170	8.5	2	59
at Iowa	16	58	3.6	0	11
at Illinois	27	192	7.1	1	65
NEB	29	138	4.8	2	31
OSU	20	120	6.0	0	26
Virginia Tech	13	30	2.3	0	14
<b>Season Total</b>	<b>187</b>	<b>1041</b>	<b>5.6</b>	<b>9</b>	<b>65</b>

## Defensive Notes

### Courtney Avery

#### 2013 Season

- Voted team captain.
- Made first start of season at Connecticut (Sept. 21).
- Missed season-opener vs. Central Michigan (Aug. 31) due to injury.

### Career

- Has appeared in 45 career games, making 15 starts at defensive back.
- Academic All-Big Ten honoree in 2012.
- Tied Michigan record for longest fumble return for a touchdown (83 yards) vs. Minnesota on Oct. 1, 2011.

Year	GP/GS	S-A-TT	TFL	Sacks	Int.	FR	PBU
2010	13/5	22-14-36	0.5-1	0-0	0-0	0-0	4
2011	13/4	17-9-26	2.0-14	0.5-6	2-1	2-83	4
2012	13/4	14-5-19	2.0-8	0.5-4	0-0	1-6	0
2013	6/2	3-8-11	0.5-8	0.5-8	0-0	0-0	0
<b>Career</b>	<b>45/15</b>	<b>56-36-92</b>	<b>5-31</b>	<b>1.5-18</b>	<b>2-1</b>	<b>3-89</b>	<b>8</b>

### Brennen Beyer

#### 2013 Season

- Has appeared in eight games at defensive end or linebacker, making five starts at linebacker and two start at defensive end.
- Recorded a sack in each of the first two games of the season.
- Tallied first career sack and career-high 2.0 TFLs vs. Central Michigan (Aug. 31).

### Career

- Has appeared in 32 games, making 16 starts.
- Switched from defensive end to linebacker during the spring of 2013.
- Earned Meyer Morton spring award in 2013 for player who showed the greatest development.
- Academic All-Big Ten honoree in 2012

Year	GP/GS	S-A-TT	TFL	Sacks	Int.	FR	PBU
2011	11/0	5-6-11	0-0	0-0	0-0	0-0	0
2012	13/9	9-10-19	0.5-1	0-0	0-0	0-0	0
2013	8/7	13-6-19	4.0-21	2-16	0-0	0-0	0
<b>Career</b>	<b>32/16</b>	<b>27-22-49</b>	<b>4.5-22</b>	<b>2-16</b>	<b>0-0</b>	<b>0-0</b>	<b>0</b>

TOP PERFORMANCES VS. NEBRASKA

RUSHING ATTEMPTS

29, Fitzgerald Toussaint, 2011

23, Denard Robinson, 2011

22, Jamie Morris, 1986

19, Mike Hart, 2005

17, Dave Raimsey, 1962

RUSHING YARDS

156, Jamie Morris, 1986

138, Fitzgerald Toussaint, 2011

83, Denard Robinson, 2011

74, Mike Hart, 2005

59, Dave Raimsey, 1962

RUSHING TOUCHDOWNS

2, Denard Robinson, 2011

2, Fitzgerald Toussaint, 2011

2, Jim Harbaugh, 1986

1, Dick Rindfuss, 1962

1, Dave Glinka, 1962

1, Gerald White, 1986

1, Chad Henne, 2005

RECEPTIONS

8, Jason Avant, 2005

RECEIVING YARDS

71, Jason Avant, 2005

71, Tyler Ecker, 2005

RECEIVING TOUCHDOWNS

1, Jeremy Gallon, 2011

1, Martavious Odoms, 2011

1, Mario Manningham, 2005

1, Mike Massey, 2005

1, Tyler Ecker, 2005

PASSING ATTEMPTS

43, Chad Henne, 2005

PASSING COMPLETIONS

21, Chad Henne, 2005

PASSING YARDS

270, Chad Henne, 2005

PASSING TOUCHDOWNS

3, Chad Henne, 2005

TEAM BESTS

Rushing Attempts: 61, 2011

Rushing Yards: 238, 2011

Passing Attempts: 43, 2005

Passing Completions: 21, 2005

Passing Yards: 180, 2011

Total Offense: 418, 2011

Jibreel Black

2013 Season

- Has started eight games at defensive tackle.
- Posted third career forced fumble against Minnesota (Oct. 5).

Career

- Has appeared in 47 games at defensive tackle, making 11 starts.
- Appeared in 13 games in 2012, starting three and appearing as a reserve defensive lineman in 10.
- Tallied 20 tackles, five tackles-for-loss, three sacks, two pass breakups and one forced fumble in 2012.

Year	GP/GS	S-A-TT	TFL	Sacks	Int.	FR	PBU
2010	13/0	3-4-7	0-0	0-0	0-0	0-0	0
2011	13/0	12-6-18	1.5-10	1.5-10	0-0	0-0	0
2012	13/3	13-7-20	5.0-45	3.0-43	0-0	0-0	2
2013	8/8	3-8-11	3-15	1.5-10	0-0	0-0	0
<b>Career</b>	<b>47/11</b>	<b>31-25-56</b>	<b>9.5-70</b>	<b>6.0-63</b>	<b>0-0</b>	<b>0-0</b>	<b>2</b>

Frank Clark

2013 Season

- Has made eight starts at defensive end.
- Has posted team-high 4.5 sacks over last five games.
- Contributed nine tackles and a career-high 2.5 tackles-for-loss at Michigan State (Nov. 2).
- Has collected a tackle-for-loss in three straight games.
- Returned a fumble 24 yards for a touchdown on the first play of third quarter at Penn State (Oct. 12); finished game with career highs in sacks (two) sacks and fumble recoveries (two).
- Posted 1.5 sacks at Connecticut (Sept. 21).

Career

- Has appeared in 31 career games at defensive end, making 12 starts.
- Posted career-bests in tackles (25), tackles-for-loss (9), sacks (2), pass breakups (3), forced fumbles (1) and fumble recoveries (1) in 2012.

Year	GP/GS	S-A-TT	TFL	Sacks	Int.	FR	PBU
2011	12/0	3-7-10	0.5-0	0-0	1-7	0-0	0
2012	11/4	16-9-25	9.0-26	2.0-13	0-0	1-0	3
2013	8/8	13-14-27	8-31	4.5-26	0-0	2-240	
<b>Career</b>	<b>31/12</b>	<b>32-28-60</b>	<b>17.5-57</b>	<b>6.5-391-7</b>	<b>3-243</b>		

Blake Countess

2013 Season

- Has started eight games at cornerback.
- First Wolverine since Donovan Warren in 2009 to record at least four interceptions in a season.
- Registered 72-yard interception return for a touchdown vs. Minnesota (Oct.5); marked the sixth-longest interception returned for a TD by a Wolverine since 1948.
- Posted first two career interceptions vs. Notre Dame (Sept. 7).

Career

- Has appeared in 21 games at cornerback, making 15 starts.
- Suffered season-ending knee injury in 2012 season opener vs. Alabama; received medical redshirt.
- Second on the team with six passes defended as a true freshman in 2011.

Year	GP/GS	S-A-TT	TFL	Sacks	Int.	FF-FR	PBU
2011	12/6	30-14-44	1.5-3	0-0	0-0	0-0	6
2012	1/1	0-0-0-0	0-0	0-0	0-0	0-0	0
2013	8/8	17-14-31	2.0-4	0-0	4-149	0-0	3
<b>Career</b>	<b>21/15</b>	<b>47-28-75</b>	<b>3.5-7</b>	<b>0-0</b>	<b>4-1490-0</b>	<b>9</b>	

Cam Gordon

2013 Season

- Has appeared in seven games at linebacker, making one start.
- Notched first two sacks of his career against Central Michigan (Aug. 31); also posted career-high 2.5 TFLs.
- Posted 100th career tackle vs. the Chippewas.
- Voted team captain.

Career

- Has appeared in 40 contests at linebacker and on special teams, making 17 starts.
- Three-time Academic All-Big Ten honoree.
- Has posted 118 tackles, 11.0 tackles for losses, six pass breakups, three sacks, three interceptions and two fumble recoveries during his collegiate career.
- Switched from wide receiver to safety prior to 2011 spring drills ... switched from safety to outside linebacker prior to 2011 spring drills.

Year	GP/GS	S-A-TT	TFL	Sacks	Int.	FR	PBU
2010	13/13	40-37-77	3.5-6	0-0	3-35	2-58	4
2011	7/0	3-1-4	0-0	0-0	0-0	0-0	0
2012	13/0	13-4-17	3-11	0-0	0-0	0-0	1
2013	7/1	9-11-20	4.5-17	3-14	0-0	0-0	1
<b>Career</b>	<b>40/16</b>	<b>65-53-118</b>	<b>11-34</b>	<b>3-14</b>	<b>3-35</b>	<b>2-58</b>	<b>6</b>

Thomas Gordon

2013 Season

- Has started seven games at strong safety.
- Surpassed 200 career tackles at Michigan State (Nov. 2).
- Recorded his first two interceptions of the season vs. Indiana (Oct. 19).
- Missed season opener vs. Central Michigan due to violation of team rules.

Career

- Has appeared in 42 games at safety, making 34 starts.
- Started 13 games at strong safety in 2012.
- Registered 200th career tackle at Michigan State (Nov. 2).
- Tied for 4th in NCAA with four fumble recoveries in 2011.
- Posted first career interception vs. Eastern Michigan on Sept. 17, 2011.

Year	GP/GS	S-A-TT	TFL	Sacks	Int.	FF-FR	PBU
2010	9/4	13-10-23	4-24	2-21	0-0	0-0	0
2011	13/10	41-26-67	1.5-2	0-0	1-0	2-4	2
2012	13/13	46-35-81	4-13	1-6	2-19	1-0	1
2013	7/7	16-14-30	1-4	0-0	2-41	0-0	1
<b>Career</b>	<b>42/34</b>	<b>116-85-201</b>	<b>10.5-43</b>	<b>3-27</b>	<b>5-60</b>	<b>3-4</b>	<b>4</b>

Desmond Morgan

2013 Season

- Has started eight games at linebacker.
- Notched first sack of the season vs. Indiana (Oct. 19).
- Posted first career interception at Connecticut (Sept. 21).

Career

- Has appeared in 31 games at linebacker, making 26 starts.
- Has posted double-digit tackles five times in his career.
- Surpassed 100 career tackles vs. Michigan State on Oct. 20, 2012.
- Tallied at least five tackles in every regular-season game in 2012.
- Prior to game vs. Illinois on Oct. 13, 2012, switched from No. 44 to No. 48 for the remainder of his career in honor of Michigan Football Legend Gerald Ford.

Year	GP/GS	S-A-TT	TFL	Sacks	Int.	FF-FR	PBU
2011	12/7	26-37-63	4-6	1-1	0-0	0-1	1
2012	11/11	41-40-81	5.5-10	0.5-2	0-0	0-0	2
2013	8/8	27-28-55	3.5-14	1-10	1-29	0-0	3
<b>Career</b>	<b>30/25</b>	<b>94-105-199</b>	<b>13-31</b>	<b>2.5-13</b>	<b>1-29</b>	<b>0-1</b>	<b>6</b>

James Ross III

2013 Season

- Has appeared in eight games at linebacker, making six starts.
- Recorded team-high 10 tackles and first career forced fumble at Penn State (Oct. 12)
- Posted first career fumble recovery vs. Minnesota (Oct. 5).



**Career**

- Has appeared in 21 games at linebacker, making eight starts.
- Named to ESPN.com and BTN.com All-Big Ten Freshman Teams.
- Tallied career-high 12 tackles vs. Iowa on Nov. 17, 2012.

Year	GP/GS	S-A-TT	TFL	Sacks	Int.	FR	PBU
2012	13/2	21-15-36	2.5-5	0.5-2	0-0	0-0	0
2013	8/6	26-28-54	3-11	0-0	0-0	1-0	2
<b>Career</b>	<b>21/8</b>	<b>47-43-90</b>	<b>5.5-16</b>	<b>0.5-2</b>	<b>0-0</b>	<b>1-0</b>	<b>2</b>

**Jake Ryan**  
**2013 Season**

- Made season debut at Penn State on Oct. 12.
- Has posted two TFLs through three games in 2013.
- Made first start of the season at Michigan State (Nov. 2).

**Career**

- Has appeared in 29 contests at linebacker and defensive end, making 25 starts.
- Dating back to 2011, has tallied a TFL in 19 of last 22 games.
- Started 13 games at linebacker/defensive end in 2012. Paced team in total tackles (88), solo stops (56) and TFLs (16.0).
- All-Big Ten second-team selection (media) in 2012 and was named Roger Zatkoff Award recipient as U-M's top linebacker in 2012.
- Prior to game vs. Air Force (Sept. 8, 2012), switched from No. 90 to No. 47 for the remainder of his career in honor of Michigan Football Legend Bennie Oosterbaan.
- Five career forced fumbles rank tied for seventh all-time at Michigan with Ernest Shazor (2002-04) and Marlin Jackson (2001-04).
- Started at DE and tied Sugar Bowl record with career-high four stops for losses (for 36 yards) vs. Virginia Tech (Jan. 3, 2012).

Year	GP/GS	S-A-TT	TFL	Sacks	Int.	FF-FR	PBU
2011	13/11	20-17-37	11-53	3-8	0-0	2-0	0
2012	13/13	56-32-88	16.0-714.5-35	0-0	1-0	3	
2013	3/1	7-1-8	2-3	0-0	0-0	0-0	0
<b>Career</b>	<b>29.5</b>	<b>83-50-133</b>	<b>29-127</b>	<b>7.5-43</b>	<b>0-0</b>	<b>3-0</b>	<b>3</b>

**Raymon Taylor**  
**2013 Season**

- Has appeared in eight games at cornerback, making seven starts.
- Notched third interception of the season at Michigan State (Nov. 3); also posted career-high 12 tackles against the Spartans.
- Leads team in total tackles (56) and solo stops (37).
- Registered first career sack at Connecticut (Sept. 21), sharing the quarterback takedown with defensive tackle Jibreel Black.
- Posted career-high 11 tackles (nine solos) and first career TFL vs. Notre Dame (Sept. 7).

**Career**

- Has appeared in 33 contests at cornerback and on special teams, making 19 starts at cornerback.
- Surpassed 100 career tackles at Michigan State on Nov. 2, 2013.
- Tallied 63-yard interception return for touchdown at Purdue (Oct. 6); marked second consecutive game with an INT.
- Notched first career interception at Notre Dame (Sept. 22, 2012).

Year	GP/GS	S-A-TT	TFL	Sacks	Int.	FF-FR	PBU
2011	11/0	1-1-2	0-0	0-0	0-0	0-0	0
2012	13/11	33-12-45	0-0	0-0	2-70	0-1	1
2013	8/7	37-19-56	1.5-5	0.5-3	3-75	0-0	6
<b>Career</b>	<b>32/18</b>	<b>71-32-103</b>	<b>1.5-5</b>	<b>0.5-3</b>	<b>5-1450-1</b>	<b>7</b>	

**Quinton Washington**  
**2012 Season**

- Has appeared in eight games, making six starts at defensive tackle.

**Career**


- Has appeared in 44 games, making 16 starts at defensive tackle.
- Notched 32 tackles, three tackles for losses, one sack and one forced fumble in 2012.
- Registered first career blocked field goal against South Carolina in 2013 Outback Bowl (Jan. 1).
- Moved from offensive line to defensive line prior to the Penn State game in 2010 (Oct. 30).

Year	GP/GS	S-A-TT	TFL	Sacks	Int.	FR	PBU
2010	13/0	0-2-2	0-0	0-0	0-0	0-0	0
2011	10/0	1-0-1	0-0	0-0	0-0	0-0	0
2012	13/10	15-17-32	3-9	1-0	0-0	1-0	0
2013	8/6	3-8-11	0-0	0-0	0-0	0-0	0
<b>Career</b>	<b>44/17</b>	<b>19-27-46</b>	<b>3-9</b>	<b>1-0</b>	<b>0-0</b>	<b>1-0</b>	<b>0</b>

WOLVERINE BITES

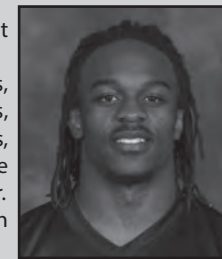
**FRANK CLARK**

- Has appeared in 31 career contests at defensive end, making 12 starts.
- Leads team in sacks (4.5) and TFLs (8) through eight games -- both career highs.
- Has also posted career-best two fumble recoveries this season.
- Second on team with career-high nine tackles for loss last season.



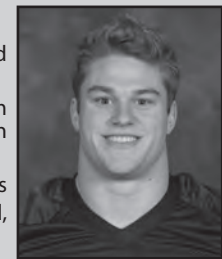
**THOMAS GORDON**

- Has appeared in 42 games at safety, making 34 starts.
- Has contributed 201 tackles, 10.5 TFLs, five interceptions, three sacks, five pass breakups, four fumble recoveries and three forced fumbles during his career.
- Tied for third on team with career-high 81 tackles in 2012.



**JAKE RYAN**

- Team Captain.
- 2013 Rotary Lombardi Award Watch List.
- 2012 All-Big Ten second-team (media) and honorable mention (coaches).
- Has appeared in 29 contests at linebacker and defensive end, making 25 starts.
- Has contributed 133 tackles, 29.0 TFLs, 7.5 sacks, five forced fumbles, three fumble recoveries and three pass breakups during his career.
- 2012 Roger Zatkoff Award recipient as U-M's top linebacker.
- Dating back to 2011, has tallied a TFL in 19 of his last 22 games.
- Has posted a career-high 11, tackles on two occasions; last vs. Illinois (Oct. 13, 2012).



## 2013 MICHIGAN STARTING LINEUPS • OFFENSE

OPPONENT	WR	LT	LG	C	RG	RT	TE	WR	QB	WR	TB
Central Michigan	GALLON	LEWAN	GLASGOW	MILLER	KALIS	SCHOFIELD	FUNCHESS	DILEO	GARDNER	JACKSON	TOUSSAINT
Notre Dame	GALLON	LEWAN	GLASGOW	MILLER	KALIS	SCHOFIELD	FUNCHESS	DILEO	GARDNER	JACKSON	TOUSSAINT
Akron	GALLON	LEWAN	GLASGOW	MILLER	KALIS	SCHOFIELD	BUTT	CHESSON	GARDNER	HOUMA*	TOUSSAINT
at Connecticut	GALLON	LEWAN	GLASGOW	MILLER	KALIS	SCHOFIELD	FUNCHESS	WILLIAMS#	GARDNER	KERRIDGE*	TOUSSAINT
Minnesota	GALLON	LEWAN	BRYANT	GLASGOW	KALIS	SCHOFIELD	BUTT	WILLIAMS#	GARDNER	KERRIDGE*	TOUSSAINT
at Penn State	GALLON	LEWAN	BRYANT	GLASGOW	KALIS	SCHOFIELD	BUTT	WILLIAMS#	GARDNER	KERRIDGE*	TOUSSAINT
Indiana	GALLON	LEWAN	BURZYNSKI	GLASGOW	MAGNUSON	SCHOFIELD	FUNCHESS	WILLIAMS#	GARDNER	HOUMA*	TOUSSAINT
at Michigan State	GALLON	LEWAN	BOSCH	GLASGOW	MAGNUSON	SCHOFIELD	FUNCHESS	BUTT#	GARDNER	PASKORZ#	TOUSSAINT

Nebraska

at Northwestern

at Iowa

Ohio State

\*Denotes started at fullback

#Denotes started at tight end

## 2013 MICHIGAN STARTING LINEUPS • DEFENSE

OPPONENT	DE	DT	DT	DE	SAM	MIKE	WILL	LCB	SS	FS	RCB
Central Michigan	CLARK	WASHINGTON	BLACK	HEITZMAN	C. GORDON	MORGAN	ROSS III	TAYLOR	FURMAN	WILSON	COUNTESS
Notre Dame	CLARK	WASHINGTON	BLACK	HEITZMAN	BEYER	MORGAN	ROSS III	TAYLOR	GORDON	WILSON	COUNTESS
Akron	CLARK	WASHINGTON	BLACK	HEITZMAN	BEYER	MORGAN	BOLDEN	TAYLOR	GORDON	WILSON	COUNTESS
at Connecticut	CLARK	WASHINGTON	BLACK	HEITZMAN	BEYER	MORGAN	ROSS III	AVERY	GORDON	WILSON	COUNTESS
Minnesota	CLARK	WASHINGTON	BLACK	HEITZMAN	BEYER	MORGAN	ROSS III	TAYLOR	GORDON	WILSON	COUNTESS
at Penn State	CLARK	WASHINGTON	BLACK	HEITZMAN	BEYER	MORGAN	ROSS III	TAYLOR	GORDON	WILSON	COUNTESS
Indiana	CLARK	HEITZMAN	BLACK	BEYER	COUNTESS#	MORGAN	ROSS III	STRIBLING	GORDON	WILSON	TAYLOR
at Michigan State	CLARK	HENRY	BLACK	BEYER	RYAN	BOLDEN	MORGAN	TAYLOR	GORDON	AVERY	COUNTESS

Nebraska

at Northwestern

at Iowa

Ohio State

#Nickel

## MICHIGAN PRONUNCIATION GUIDE

Brennen <b>Beyer</b>	BUY-er	Taylor <b>Lewan</b>	Luh-WAN
<b>Jibreel</b> Black	Juh-BREEL	Kristian <b>Mateus</b>	Muh-TAY-us
Jehu <b>Chesson</b>	JAY-YOU CHESS-uhn	Mario <b>Ojemudia</b>	Oh-juh-MOO-dee-uh
<b>Amara</b> Darboh	uh-MAR-uh DAR-bow	Jordan <b>Paskorz</b>	Pass-korz
Reon <b>Dawson</b>	RE-ON	Henry <b>Poggi</b>	PO-jee
Drew <b>Dileo</b>	Dill-e-o	Wyatt <b>Shallman</b>	Shawl-muhn
Devin <b>Funchess</b>	FUN-chess	<b>De'Veon</b> Smith	DAY-VE-ON
Ben <b>Gedeon</b>	Ged-E-uhn	Alex <b>Swieca</b>	swEE-ECK-uh
Graham <b>Glasgow</b>	glass-gow	Scott <b>Sypniewski</b>	sip-NEW-ski
Ryan <b>Glasgow</b>	glass-gow	<b>Raymon</b> Taylor	ray-MOAN
Matthew <b>Godin</b>	GO-din	Fitzgerald <b>Toussaint</b>	Two-SAHNT
Will <b>Hagerup</b>	Haa-GRUP	Logan <b>Tuley-Tillman</b>	TWO-LEE-Til-muhn
Keith <b>Heitzman</b>	HIGHTS-muhn	Matt <b>Wile</b>	like 'while'
<b>Delano</b> Hill	Duh-LAY-no	<b>Jarrold</b> Wilson	Jared
<b>Sione</b> Houma	See-own-eh HOME-uh	<b>Csont'e</b> York	SAHN-TAY
<b>Da'Mario</b> Jones	duh-MAR-E-o (like Mars, not air)		
Patrick <b>Kugler</b>	KOO-gler		

DEPTH CHARTS

MICHIGAN DEPTH CHART vs. NEBRASKA

OFFENSE

DEFENSE

WR	21	Jeremy Gallon (5-8, 184, 5th Sr.)	DE	57	Frank Clark (6-2, 273, Jr./Jr.)
	85	Joe Reynolds (6-1, 196, 5th Sr.)		53	Mario Ojemudia (6-2, 250, So./So.)
LT	77	Taylor Lewan (6-8, 315, 5th Sr.)	DT	55	Jibreel Black (6-2, 278, Sr./Sr.)
	71	Ben Braden (6-6, 318, So./Fr.)		69	Willie Henry (6-3, 306, So./Fr.)
	78	Erik Magnuson (6-6, 285, So./Fr.)		96	Ryan Glasgow (6-4, 300, So./Fr.)
LG	65	Kyle Bosch (6-5, 302, Fr./Fr.)	NT	76	Quinton Washington (6-4, 301, 5th Sr.)
	58	Chris Bryant (6-4, 316, Jr./So.)		54	Richard Ash (6-3, 314, Sr./Jr.)
C	61	Graham Glasgow (6-6, 305, Jr./So.)	DE	97	Brennen Beyer (6-3, 250, Jr./Jr.)
	60	Jack Miller (6-4, 290, Jr./So.)		43	Chris Wormley (6-5, 289, So./Fr.)
RG	78	Erik Magnuson (6-6, 295, So./Fr.)		92	Keith Heitzman (6-3, 280, Jr./So.)
	67	Kyle Kalis (6-5, 297, So./Fr.)	SLB	99	Matt Godin (6-6, 280, So./Fr.)
	62	Blake Bars (6-5, 291, So./Fr.)		47	Jake Ryan (6-3, 240, Sr./Jr.)
RT	75	Michael Schofield (6-7, 304, 5th Sr.)	OR	4	Cam Gordon (6-3, 237, 5th Sr.)
	78	Erik Magnuson (6-6, 295, So./Fr.)			
	69	Erik Gunderson (6-8, 306, 5th Sr.)	MLB	48	Desmond Morgan (6-1, 228, Jr./Jr.)
TE	87	Devin Funchess (6-4, 235, So./So.)		35	Joe Bolden (6-3, 225, So./So.)
	84	A.J. Williams (6-6, 265, So./So.)	WLB	3	Mike McCray (6-4, 237, Fr./Fr.)
	88	Jake Butt (6-6, 237, Fr./Fr.)		15	James Ross III (6-1, 220, So./So.)
	94	Jordan Paskorz (6-3, 255, Sr./Jr.)		52	Royce Jenkins-Stone (6-2, 225, So./So.)
	80	Khalid Hill (6-2, 258, Fr./Fr.)		42	Ben Gedeon (6-3, 236, Fr./Fr.)
WR	86	Jehu Chesson (6-3, 196, So./Fr.)	LCB	11	Courtney Avery (5-11, 175, Sr./Sr.)
	OR	17		6	Raymon Taylor (5-10, 183, Jr./Jr.)
SLOT	9	Drew Dileo (5-10, 180, Sr./Sr.)	OR	24	Delonte Hollowell (5-9, 180, Jr./Jr.)
	23	Dennis Norfleet (5-7, 169, So./So.)			
QB	98	Devin Gardner (6-4, 210, Sr./Jr.)	SS	30	Thomas Gordon (5-11, 210, 5th Sr.)
	7	Shane Morris (6-3, 201, Fr./Fr.)		14	Josh Furman (6-2, 202, Sr./Jr.)
	6	Brian Cleary (6-3, 209, So./Fr.)		25	Dymonte Thomas (6-2, 190, Fr./Fr.)
FB	36	Joe Kerridge (6-0, 238, Jr./So.)	FS	44	Delano Hill (6-0, 205, Fr./Fr.)
	39	Sione Houma (6-0, 231, So./So.)		22	Jarrod Wilson (6-2, 200, So./So.)
	33	Wyatt Shallman (6-3, 237, Fr./Fr.)		11	Courtney Avery (5-11, 175, Sr./Sr.)
RB	28	Fitzgerald Toussaint (5-10, 200, 5th Sr.)	RCB	34	Jeremy Clark (6-4, 205, So./Fr.)
	27	Derrick Green (5-11, 240, Fr./Fr.)		18	Blake Countess (5-10, 182, Jr./So.)
	38	Thomas Rawls (5-10, 217, Jr./Jr.)		26	Jourdan Lewis (5-10, 170, Fr./Fr.)
OR	32	De'Veon Smith (5-11, 224, Fr./Fr.)	OR	8	Channing Stribling (6-2, 171, Fr./Fr.)
	5	Justice Hayes (5-10, 192, Jr./So.)			

SPECIAL TEAMS

PK	34	Brendan Gibbons (6-1, 243, 5th Sr.)	KO	45	Matt Wile (6-2, 216, Jr./Jr.)
	45	Matt Wile (6-2, 216, Jr./Jr.)			
P	45	Matt Wile (6-2, 216, Jr./Jr.)	PR	23	Dennis Norfleet (5-7, 169, So./So.)
	91	Kenny Allen (6-3, 226, So./Fr.)		9	Drew Dileo (5-10, 180, Sr./Sr.)
LS	54	Jareth Glanda (6-3, 256, 5th Sr.)	KR	23	Dennis Norfleet (5-7, 169, So./So.)
				9	Drew Dileo (5-10, 180, Sr./Sr.)
H	9	Drew Dileo (5-10, 180, Sr./Sr.)		86	Jehu Chesson (6-3, 196, So./Fr.)
	91	Kenny Allen (6-3, 226, So./Fr.)			

\*Denotes Injured

START CHARTS

OFFENSE	Current		
	'13	Streak	Career
Taylor Lewan	8	36	43
Michael Schofield	8	30	31
Fitzgerald Toussaint	8	8	29
DEFENSE	Current		
	'13	Streak	Career
Thomas Gordon	7	7	34
Jake Ryan	1	1	25
Desmond Morgan	8	10	26
Courtney Avery	2	1	15
Raymon Taylor	7	4	18
Quinton Washington	6	7	17

LONGEST ACTIVE STARTS STREAKS	
Taylor Lewan	36
Michael Schofield	30

CAREER GAMES STARTED	
Taylor Lewan (OT)	43
Thomas Gordon (S)	34
Michael Schofield (OT)	31
Desmond Morgan (LB)	26
Jake Ryan (LB)	25

CAREER GAMES PLAYED	
Michael Schofield (OT)	47
Jibreel Black (DT)	47
Jeremy Gallon (WR)	46
Courtney Avery (CB)	45
Taylor Lewan (OT)	45
Quinton Washington (DT)	44
Thomas Gordon (S)	42
Brendan Gibbons (K)	41
Cameron Gordon (LB)	40
Drew Dileo (WR)	39
Jareth Glanda (LS)	35
Fitzgerald Toussaint (RB)	34
Matt Wile (P/K)	34
Brennen Beyer (LB)	32
Will Haperug (P)	31
Jake Ryan (LB)	29



# 2013 MICHIGAN FOOTBALL ROSTERS

## NUMERICAL ROSTER

No.	Player	Pos.
3	Dever, Bo	WR
3	McCray, Mike	LB
4	Gordon, Cameron ***	LB
5	Hayes, Justice*	RB
6	Taylor, Raymon**	DB
6	Cleary, Brian	QB
7	Morris, Shane	QB
7	Poggi, Henry	DT
8	Bellomy, Russell*	QB
8	Stribling, Channing	DB
9	Dileo, Drew ***	WR
10	Jones, Da'Mario	WR
11	Avery, Courtney ***	CB
12	Gant, Allen	LB
13	Swieca, Alex	QB
13	Richardson, Terry*	CB
14	Furman, Josh**	S
15	Moore, Garrett	QB
15	Ross III, James*	LB
16	Wangler, Jack	WR
17	Jackson, Jeremy ***	WR
18	Countess, Blake*	DB
18	Hardison, DeAnthony	RB
20	Dawson, Reon	DB
20	Johnson, Drake	RB
21	Gallon, Jeremy ***	WR
22	Wilson, Jarrod*	S
23	Norfleet, Dennis*	WR
24	Hollowell, Delonte**	DB
25	Thomas, Dymonte	DB
26	Lewis, Jourdan	DB
27	Green, Derrick	RB
27	Hagerup, Will ***	P
28	Toussaint, Fitzgerald ***	RB
29	Douglas, Ross	DB
30	Gordon, Thomas ***	S
31	Benda, Nick	LB
31	Stearns, Blaise	WR
32	Austin, Shaun	DB
32	Smith, De'Veon	RB
33	Charlton, Taco	DE
33	Shallman, Wyatt	RB
34	Gibbons, Brendan ***	PK
34	Clark, Jeremy	S
35	Bolden, Joe*	LB
36	Kerridge, Joe*	FB
36	Pearson, AJ	DB
37	Henderson, Bobby	LB
38	Rawls, Thomas**	RB
39	Houma, Sione*	FB
41	Capatina, Anthony	WR
42	Esterline, Dylan*	TE
42	Gedeon, Ben	LB
43	Wormley, Chris	DE
43	Sypniewski, Scott	LS
44	Hill, Delano	DB

## ALPHABETICAL ROSTER

No.	Player	Pos.	Ht.	Wt.	Year/Elig.	Hometown (High School/Previous School)
91	Allen, Kenny	K/P	6-3	226	So./Fr.	Fenton, Mich. (Fenton)
54	Ash, Richard*	DT	6-3	314	Sr./Jr.	Pahokee, Fla. (Pahokee)
32	Austin, Shaun	DB	6-1	191	So./Fr.	Plymouth, Mich. (Plymouth)
11	Avery, Courtney ***	CB	5-11	175	Sr.	Mansfield, Ohio (Lexington)
62	Bars, Blake	OL	6-5	291	So./Fr.	Nashville, Tenn. (Montgomery Bell Academy)
8	Bellomy, Russell*	QB	6-3	215	Jr./So.	Arlington, Texas (Martin)
31	Benda, Nick	LB	6-0	220	So./Fr.	Champion, Mich. (Westwood)
97	Beyer, Brennen**	LB	6-3	250	Jr.	Canton, Mich. (Plymouth)
55	Black, Jibreel ***	DT	6-2	278	Sr.	Cincinnati, Ohio (Wyoming)
35	Bolden, Joe*	LB	6-3	225	So.	Cincinnati, Ohio (Colerain)
65	Bosch, Kyle	OL	6-5	302	Fr.	St. Charles, Ill. (St. Francis)
71	Braden, Ben	OL	6-6	318	So./Fr.	Rockford, Mich. (Rockford)
58	Bryant, Chris	OL	6-4	316	Jr./So.	Chicago, Ill. (Simeon)
56	Burzynski, Joey**	OL	6-1	293	Sr./Jr.	Carlsbad, Calif. (Carlsbad)
88	Butt, Jake	TE	6-6	237	Fr.	Pickerington, Ohio (Pickerington North)
41	Capatina, Anthony	WR	5-9	182	Sr./Jr.	Novi, Mich. (Detroit Catholic Central)
33	Charlton, Taco	DE	6-6	270	Fr.	Pickerington, Ohio (Central)
86	Chesson, Jehu	WR	6-3	196	So./Fr.	St. Louis, Mo. (Ladue Horton Watkins)
57	Clark, Frank**	DE	6-2	273	Jr.	Cleveland, Ohio (Glenville)
34	Clark, Jeremy	S	6-4	205	So./Fr.	Madisonville, Ky. (Madisonville North Hopkins)
6	Cleary, Brian	QB	6-3	209	So./Fr.	Detroit, Mich. (Detroit Jesuit)
18	Countess, Blake*	DB	5-10	182	Jr./So.	Owings Mills, Md. (Our Lady of Good Counsel)
49	Dalimonte, Anthony	CB	5-9	170	Fr.	Bloomfield Hills, Mich. (Brother Rice)
82	Darboh, Amara*	WR	6-2	212	So.	West Des Moines, Iowa (Dowling Catholic)
55	Dawson, David	OL	6-4	297	Fr.	Detroit, Mich. (Cass Technical)
20	Dawson, Reon	DB	6-2	170	Fr.	Trotwood, Ohio (Trotwood-Madison)
3	Dever, Bo	WR	6-2	190	So./Fr.	Lake Forest, Ill. (Lake Forest)
9	Dileo, Drew ***	WR	5-10	180	Sr.	Greenwell Springs, La. (Parkview Baptist)
29	Douglas, Ross	DB	5-10	176	Fr.	Avon, Ohio (Avon)
59	Doyle, Jack	LB	6-1	208	Fr.	Grosse Pointe Farms, Mich. (Grosse Pointe South)
64	Duba, Brandon	LS	6-1	227	Fr.	Grandville, Mich. (Grandville)
83	Dukes, Jaron	WR	6-4	190	Fr.	Columbus, Ohio (Marion Franklin)
42	Esterline, Dylan*	TE	6-5	234	Sr./Jr.	Blissfield, Mich. (Blissfield)
73	Fox, Chris	OL	6-6	338	Fr.	Parker, Colo. (Ponderosa)
51	Froelich, Greg	OL	6-2	272	Fr.	Maplewood, N.J. (Montclair Kimberley Academy)
87	Funchess, Devin*	TE	6-4	235	So.	Farmington Hills, Mich. (Harrison)
14	Furman, Josh**	S	6-2	202	Sr./Jr.	Annapolis, Md. (Old Mill Senior)
21	Gallon, Jeremy ***	WR	5-8	184	5th	Apopka, Fla. (Apopka)
12	Gant, Allen	S	6-2	212	So./Fr.	Sylvania, Ohio (Southview)
98	Gardner, Devin**	QB	6-4	210	Sr./Jr.	Detroit, Mich. (Inkster)
42	Gedeon, Ben	LB	6-3	236	Fr.	Hudson, Ohio (Hudson)
34	Gibbons, Brendan ***	PK	6-1	243	5th	West Palm Beach, Fla. (Cardinal Newman)
54	Glanda, Jareth**	LS	6-3	256	5th	Rochester Hills, Mich. (Brother Rice)
61	Glasgow, Graham*	OL	6-6	305	Jr./So.	Aurora, Ill. (Marmion Academy)
96	Glasgow, Ryan	DL	6-4	300	So./Fr.	Aurora, Ill. (Marmion Academy)
99	Godin, Matthew	DE	6-6	280	So./Fr.	Novi, Mich. (Detroit Catholic Central)
4	Gordon, Cameron ***	LB	6-3	237	5th	Detroit, Mich. (Inkster)
30	Gordon, Thomas ***	S	5-11	210	5th	Detroit, Mich. (Cass Technical)
27	Green, Derrick	RB	5-11	240	Fr.	Richmond, Va. (Hermitage)
69	Gunderson, Erik**	OL	6-8	306	5th	Milan, Mich. (Milan)
27	Hagerup, Will ***	P	6-4	221	Sr.	Milwaukee, Wis. (Whitefish Bay)
18	Hardison, DeAnthony	RB	5-8	180	So./Fr.	Detroit, Mich. (Crockett Technical)
5	Hayes, Justice*	RB	5-10	192	Jr./So.	Flint, Mich. (Grand Blanc Community)
92	Heitzman, Keith*	DE	6-3	280	Jr./So.	Hilliard, Ohio (Hilliard Davidson)
37	Henderson, Bobby	LB	5-11	227	So./Fr.	Hopewell Junction, NY (John Jay)
69	Henry, Willie	DT	6-3	306	So./Fr.	Cleveland, Ohio (Glenville)

## ALPHABETICAL ROSTER

No.	Player	Pos.	Ht.	Wt.	Year/Elig.	Hometown (High School/Previous School)
44	Hill, Delano	DB	6-0	205	Fr.	Detroit, Mich. (Cass Technical)
80	Hill, Khalid	TE	6-2	258	Fr.	Detroit, Mich. (East English Village Preparatory Academy)
24	Hollowell, Delonte**	DB	5-9	180	Jr.	Detroit, Mich. (Cass Technical)
39	Houma, Sione*	FB	6-0	231	So.	Salt Lake City, Utah (Highland)
73	Hurst Jr., Maurice	DT	6-2	270	Fr.	Westwood, Mass. (Xaverian Brothers)
17	Jackson, Jeremy ***	WR	6-3	209	Sr.	Ann Arbor, Mich. (Huron)
52	Jenkins-Stone, Royce*	LB	6-2	225	So.	Detroit, Mich. (Cass Technical)
95	Jocz, Michael	TE	6-4	225	So./Fr.	Novi, Mich (Novi)
20	Johnson, Drake	RB	6-1	213	So./Fr.	Ann Arbor, Mich. (Pioneer)
10	Jones, Da'Mario	WR	6-2	192	Fr.	Westland, Mich. (John Glenn)
67	Kalis, Kyle	OL	6-5	297	So./Fr.	Lakewood, Ohio (St. Edward)
89	Keizer, Jonathan	WR	6-5	212	Jr./So.	Portage, MI (Portage Northern)
36	Kerridge, Joe*	FB	6-0	238	Jr./So.	Traverse City, Mich. (St. Francis)
57	Kugler, Patrick	OL	6-5	287	Fr.	Wexford, Pa. (North Allegheny)
77	Lewan, Taylor ***	OL	6-8	315	5th	Cave Creek, Ariz. (Chaparral)
26	Lewis, Jourdan	DB	5-10	170	Fr.	Detroit, Mich. (Cass Technical)
66	Liesman, Dan	LB	6-2	215	So./Fr.	Lansing, Mich. (Lansing Catholic)
78	Magnuson, Erik	OL	6-6	295	So./Fr.	Carlsbad, Calif. (La Costa Canyon)
70	Mateus, Kristian*	OL	6-7	305	Sr./Jr.	Ada, Mich. (Forest Hills Central)
3	McCray, Mike	LB	6-4	237	Fr.	Trotwood, Ohio (Trotwood-Madison)
46	McGrath, J.J.	K	6-2	241	Fr.	Macomb, Mich. (Lutheran North)
93	Miller, Garrett	DL	5-10	187	Fr.	Adrian, Mich. (Sand Creek)
60	Miller, Jack*	OL	6-4	290	Jr./So.	Perrysburg, Ohio (St. John's Jesuit)
91	Mitropoulos-Rundus, Alex	DL	6-2	258	Jr./So.	Ann Arbor, Mich. (Pioneer)
15	Moore, Garrett	QB	6-3	199	Fr.	Detroit, Mich. (Detroit Catholic Central)
48	Morgan, Desmond**	LB	6-1	228	Jr.	Holland, Mich. (West Ottawa)
7	Morris, Shane	QB	6-3	201	Fr.	Warren, Mich. (De La Salle)
23	Norfleet, Dennis*	WR	5-7	169	So.	Detroit, Mich. (Martin Luther King)
53	Ojemudia, Mario*	DE	6-2	250	So.	Farmington Hills, Mich. (Harrison)
94	Paskorz, Jordan*	TE	6-3	255	Sr./Jr.	Gibsonia, Pa. (Hampton)
36	Pearson, AJ	DB	6-0	192	So./Fr.	Johns Creek, Ga. (Northview)
56	Pipkins, Ondre*	DT	6-3	315	So.	Kansas City, Mo. (Park Hill)
63	Pliska, Ben	OL	6-3	276	So./Fr.	Kirkland, Wa. (Lake Washington)
7	Poggi, Henry	DT	6-4	260	Fr.	Baltimore, Md. (Gilman School)
38	Rawls, Thomas**	RB	5-10	217	Jr.	Flint, Mich. (Flint Northern)
85	Reynolds, Joe **	WR	6-1	196	5th	Rochester, Mich. (Rochester Adams)
13	Richardson, Terry*	CB	5-9	167	So.	Detroit, Mich. (Cass Technical)
15	Ross III, James*	LB	6-1	220	So.	Orchard Lake, Mich. (St. Mary's Prep)
47	Ryan, Jake**	LB	6-3	240	Sr./Jr.	Westlake, Ohio (St. Ignatius)
74	Samuelson, Dan	OL	6-5	283	Fr.	Plymouth, Ind. (Plymouth)
75	Schofield, Michael ***	OL	6-7	304	5th	Orland Park, Ill. (Carl Sandburg)
33	Shallman, Wyatt	RB	6-3	237	Fr.	Novi, Mich. (Detroit Catholic Central)
32	Smith, De'Veon	RB	5-11	224	Fr.	Warren, Ohio (Howland)
31	Stearns, Blaise	WR	6-2	205	Fr.	Ann Arbor, Mich. (Father Gabriel Richard)
8	Stribling, Channing	DB	6-2	171	Fr.	Matthews, N.C. (Butler)
50	Strobel, Tom	DE	6-6	265	So./Fr.	Mentor, Ohio (Mentor)
13	Swieca, Alex	QB	6-1	210	Jr./So.	New York, NY (The Frisch School)
43	Sypniewski, Scott	LS	6-1	214	Fr.	Ottawa, Ill. (Marquette)
6	Taylor, Raymon**	DB	5-10	183	Jr.	Detroit, Mich. (Highland Park)
25	Thomas, Dymonte	DB	6-2	190	Fr.	Alliance, Ohio (Marlington)
28	Toussaint, Fitzgerald ***	RB	5-10	200	5th	Youngstown, Ohio (Liberty)
72	Tuley-Tillman, Logan	OL	6-7	300	Fr.	Peoria, Ill. (Manual)
16	Wangler, Jack	WR	6-1	198	Fr.	Royal Oak, Mich. (De La Salle)
76	Washington, Quinton ***	DT	6-4	301	5th	St. Stephen, S.C. (Timberland)
45	Wile, Matt**	K	6-2	216	Jr.	San Diego, Calif. (Francis Parker)
84	Williams, A.J.*	TE	6-6	265	So.	Cincinnati, Ohio (Sycamore)
22	Wilson, Jarrod*	S	6-2	200	So.	Akron, Ohio (Buchtell)
43	Wormley, Chris	DE	6-5	289	So./Fr.	Toledo, Ohio (Whitmer)
81	York, Csont'e	WR	6-3	180	Fr.	Harper Woods, Mich. (Chandler Park Academy)

## NUMERICAL ROSTER

No.	Player	Pos.
45	Wile, Matt**	K/P
46	McGrath, J.J.	K
47	Ryan, Jake**	LB
48	Morgan, Desmond**	LB
49	Dalimonte, Anthony	CB
50	Strobel, Tom	DE
51	Froelich, Greg	OL
52	Jenkins-Stone, Royce*	LB
53	Ojemudia, Mario*	DE
54	Glanda, Jareth**	LS
54	Ash, Richard*	DT
55	Black, Jibreel ***	DT
55	Dawson, David	OL
56	Burzynski, Joey**	OL
56	Pipkins, Ondre*	DT
57	Clark, Frank**	DE
57	Kugler, Patrick	OL
58	Bryant, Chris	OL
59	Doyle, Jack	LB
60	Miller, Jack*	OL
61	Glasgow, Graham*	OL
62	Bars, Blake	OL
63	Pliska, Ben	OL
64	Duba, Brandon	LS
65	Bosch, Kyle	OL
66	Liesman, Dan	LB
67	Kalis, Kyle	OL
69	Gunderson, Erik**	OL
69	Henry, Willie	DT
70	Mateus, Kristian*	OL
71	Braden, Ben	OL
72	Tuley-Tillman, Logan	OL
73	Fox, Chris	OL
73	Hurst Jr., Maurice	DT
74	Samuelson, Dan	OL
75	Schofield, Michael ***	OL
76	Washington, Quinton ***	DT
77	Lewan, Taylor ***	OL
78	Magnuson, Erik	OL
80	Hill, Khalid	TE
81	York, Csont'e	WR
82	Darboh, Amara*	WR
83	Dukes, Jaron	WR
84	Williams, A.J.*	TE
85	Reynolds, Joe **	WR
86	Chesson, Jehu	WR
87	Funchess, Devin*	TE
88	Butt, Jake	TE
89	Keizer, Jonathan	WR
91	Mitropoulos-Rundus, Alex	DL
91	Allen, Kenneth	K/P
92	Heitzman, Keith*	DE
93	Miller, Garrett	DL
94	Paskorz, Jordan*	TE
95	Jocz, Michael	TE
96	Glasgow, Ryan	DL
97	Beyer, Brennen*	LB
98	Gardner, Devin**	QB
99	Godin, Matthew	DE

# 2013 ROSTER BREAKDOWN

## ROSTER BY STATE

No.	Player	Pos.
Arizona (1)		
77	Lewan, Taylor ***	OL
California(3)		
56	Burzynski, Joey **	OL
78	Magnuson, Erik	OL
45	Wile, Matt **	K
Colorado (1)		
73	Fox, Chris	OL
Florida (3)		
54	Ash, Richard*	DT
21	Gallon, Jeremy ***	WR
34	Gibbons, Brendan ***	PK
Georgia (1)		
36	Pearson, AJ	DB
Illinois (8)		
65	Bosch, Kyle	OL
58	Bryant, Chris	OL
3	Dever, Bo	WR
61	Glasgow, Graham*	OL
96	Glasgow, Ryan	DL
75	Schofield, Michael ***	OL
43	Sypniewski, Scott	LS
72	Tuley-Tillman, Logan	OL
Indiana (1)		
74	Samuelson, Dan	OL
Iowa (1)		
82	Darboh, Amara*	WR
Kentucky (1)		
34	Clark, Jeremy	S
Louisiana (1)		
9	Dileo, Drew ***	WR
Maryland (3)		
18	Countess, Blake *	DB
14	Furman, Josh **	S
7	Poggi, Henry	DT
Massachusetts (2)		
51	Froelich, Greg	OL
73	Hurst Jr., Maurice	DT
Michigan (51)		
91	Allen, Kenny	K/P
32	Austin, Shaun	DB
31	Benda, Nick	LB
97	Beyer, Brennen **	LB
71	Braden, Ben	OL
41	Capatina, Anthony	WR
6	Cleary, Brian	QB
49	Dalimonte, Anthony	CB
55	Dawson, David	OL
59	Doyle, Jack	LB
64	Duba, Brandon	LS
42	Esterline, Dylan*	TE
87	Funchess, Devin*	TE
98	Gardner, Devin **	QB
54	Glanda, Jareth **	LS
99	Godin, Matthew	DE
4	Gordon, Cameron ***	LB
30	Gordon, Thomas ***	S
69	Gunderson, Erik **	OL
18	Hardison, DeAnthony	RB
5	Hayes, Justice*	RB
44	Hill, Delano	DB
80	Hill, Khalid	TE
24	Hollowell, Delonte **	DB
17	Jackson, Jeremy ***	WR
52	Jenkins-Stone, Royce*	LB
95	Jocz, Michael	TE

## ROSTER BY POSITION

### Quarterback

No.	Player	Pos.	Ht.	Wt.	Year/Elig.	Hometown (High School/Previous School)
8	Bellomy, Russell *	QB	6-3	215	Jr./Sr.	Arlington, Texas (Martin)
6	Cleary, Brian	QB	6-3	209	So./Fr.	Detroit, Mich. (Detroit Jesuit)
98	Gardner, Devin **	QB	6-4	210	Sr./Jr.	Detroit, Mich. (Inkster)
15	Moore, Garrett	QB	6-3	199	Fr.	Detroit, Mich. (Detroit Catholic Central)
7	Morris, Shane	QB	6-3	201	Fr.	Warren, Mich. (De La Salle)
13	Swieca, Alex	QB	6-1	210	Jr./So.	New York, NY (The Frisch School)

### Running Back

27	Green, Derrick	RB	5-11	240	Fr.	Richmond, Va. (Hermitage)
18	Hardison, DeAnthony	RB	5-8	185	So./Fr.	Detroit, Mich. (Crockett Technical)
5	Hayes, Justice *	RB	5-10	192	Jr./So.	Flint, Mich. (Grand Blanc Community)
39	Houma, Sione *	FB	6-0	231	So.	Salt Lake City, Utah (Highland)
20	Johnson, Drake	RB	6-1	213	So./Fr.	Ann Arbor, Mich. (Pioneer)
36	Kerridge, Joe *	FB	6-0	241	Jr./So.	Traverse City, Mich. (St. Francis)
38	Rawls, Thomas **	RB	5-10	217	Jr./So.	Flint, Mich. (Flint Northern)
33	Shallman, Wyatt	RB	6-3	237	Fr.	Novi, Mich. (Detroit Catholic Central)
32	Smith, De'Veon	RB	5-11	224	Fr.	Warren, Ohio (Howland)
28	Toussaint, Fitzgerald ***	RB	5-10	200	5th	Youngstown, Ohio (Liberty)

### Wide Receiver

41	Capatina, Anthony	WR	5-9	182	Sr./Jr.	Novi, Mich. (Detroit Catholic Central)
86	Chesson, Jehu	WR	6-3	196	So./Fr.	St. Louis, Mo. (Ladue Horton Watkins)
82	Darboh, Amara *	WR	6-2	212	So.	West Des Moines, Iowa (Dowling Catholic)
3	Dever, Bo	WR	6-2	190	So./Fr.	Lake Forest, Ill. (Lake Forest)
9	Dileo, Drew ***	WR	5-10	180	Sr.	Greenwell Springs, La. (Parkview Baptist)
83	Dukes, Jaron	WR	6-4	190	Fr.	Columbus, Ohio (Marion Franklin)
21	Gallon, Jeremy ***	WR	5-8	184	5th	Apopka, Fla. (Apopka)
17	Jackson, Jeremy ***	WR	6-3	209	Sr.	Ann Arbor, Mich. (Huron)
10	Jones, Da'Mario	WR	6-2	192	Fr.	Westland, Mich. (John Glenn)
89	Keizer, Jonathan	WR	6-5	212	Jr./So.	Portage, MI (Portage Northern)
23	Norfleet, Dennis *	WR	5-7	169	So.	Detroit, Mich. (Martin Luther King)
85	Reynolds, Joe **	WR	6-1	196	5th	Rochester, Mich. (Rochester Adams)
31	Stearns, Blaise	WR	6-2	205	Fr.	Ann Arbor, Mich. (Father Gabriel Richard)
16	Wangler, Jack	WR	6-1	199	Fr.	Royal Oak, Mich. (De La Salle)
81	York, Csont'e	WR	6-3	180	Fr.	Harper Woods, Mich. (Chandler Park Academy)

### Tight End

88	Butt, Jake	TE	6-6	237	Fr.	Pickerington, Ohio (Pickerington North)
42	Esterline, Dylan *	TE	6-5	234	Sr./Jr.	Blissfield, Mich. (Blissfield)
87	Funchess, Devin *	TE	6-4	235	So.	Farmington Hills, Mich. (Harrison)
80	Hill, Khalid	TE	6-2	258	Fr.	Detroit, Mich. (East English Village Preparatory Academy)
95	Jocz, Michael	TE	6-4	225	So./Fr.	Novi, Mich. (Novi)
94	Paskorz, Jordan *	TE	6-3	255	Sr./Jr.	Gibsonia, Pa. (Hampton)
84	Williams, A.J. *	TE	6-6	265	So.	Cincinnati, Ohio (Sycamore)

### Offensive Line

62	Bars, Blake	OL	6-5	291	So./Fr.	Nashville, Tenn. (Montgomery Bell Academy)
65	Bosch, Kyle	OL	6-5	302	Fr.	St. Charles, Ill. (St. Francis)
71	Braden, Ben	OL	6-6	318	So./Fr.	Rockford, Mich. (Rockford)
58	Bryant, Chris	OL	6-4	316	Jr./So.	Chicago, Ill. (Simeon)
56	Burzynski, Joey **	OL	6-1	293	Sr./Jr.	Carlsbad, Calif. (Carlsbad)
55	Dawson, David	OL	6-4	297	Fr.	Detroit, Mich. (Cass Technical)
73	Fox, Chris	OL	6-6	338	Fr.	Parker, Colo. (Ponderosa)
51	Froelich, Greg	OL	6-3	295	Fr.	Maplewood, N.J. (Montclair Kimberley Academy)
61	Glasgow, Graham*	OL	6-6	303	Jr./So.	Aurora, Ill. (Marmion Academy)
69	Gunderson, Erik **	OL	6-8	306	5th	Milan, Mich. (Milan)
67	Kalis, Kyle	OL	6-5	302	So./Fr.	Lakewood, Ohio (St. Edward)
57	Kugler, Patrick	OL	6-5	287	Fr.	Wexford, Penn. (North Allegheny)
77	Lewan, Taylor ***	OL	6-8	315	5th	Cave Creek, Ariz. (Chaparral)
78	Magnuson, Erik	OL	6-6	295	So./Fr.	Carlsbad, Calif. (La Costa Canyon)
70	Mateus, Kristian *	OL	6-7	305	Sr./Jr.	Ada, Mich. (Forest Hills Central)
60	Miller, Jack *	OL	6-4	290	Jr./So.	Perrysburg, Ohio (St. John's Jesuit)
63	Pliska, Ben	OL	6-3	276	So./Fr.	Kirkland, Wa. (Lake Washington)
74	Samuelson, Dan	OL	6-5	283	Fr.	Plymouth, Ind. (Plymouth)
75	Schofield, Michael ***	OL	6-7	304	5th	Orland Park, Ill. (Carl Sandburg)
72	Tuley-Tillman, Logan	OL	6-7	300	Fr.	Peoria, Ill. (Manual)



## ROSTER BY POSITION

## Defensive Line

54	Ash, Richard*	DT	6-3	314	Sr./Jr.	Pahokee, Fla. (Pahokee)
55	Black, Jibreel ***	DT	6-2	278	Sr./Jr.	Cincinnati, Ohio (Wyoming)
33	Charlton, Taco	DE	6-6	270	Fr.	Pickerington, Ohio (Central)
57	Clark, Frank **	DE	6-2	273	Jr.	Cleveland, Ohio (Glenville)
96	Glasgow, Ryan	DT	6-4	300	So./Fr.	Aurora, Ill. (Marmion Academy)
99	Godin, Matthew	DE	6-6	280	So./Fr.	Novi, Mich. (Detroit Catholic Central)
92	Heitzman, Keith*	DE	6-3	280	Jr./So.	Hilliard, Ohio (Hilliard Davidson)
69	Henry, Willie	DT	6-3	306	So./Fr.	Cleveland, Ohio (Glenville)
73	Hurst Jr., Maurice	DT	6-2	270	Fr.	Westwood, Mass. (Xaverian Brothers)
93	Miller, Garrett	DL	5-10	187	Fr.	Adrian, Mich. (Sand Creek)
91	Mitropoulos-Rundus, Alex	DT	6-2	250	Jr./So.	Ann Arbor, Mich. (Pioneer)
53	Ojemudia, Mario*	DE	6-2	250	So.	Farmington Hills, Mich. (Harrison)
56	Pipkins, Ondre*	DT	6-3	315	So.	Kansas City, Mo. (Park Hill)
7	Poggi, Henry	DT	6-4	260	Fr.	Baltimore, Md. (Gilman School)
50	Strobel, Tom	DE	6-6	265	So./Fr.	Mentor, Ohio (Mentor)
76	Washington, Quinton ***	DT	6-4	301	5th	St. Stephen, S.C. (Timberland)
43	Wormley, Chris	DE	6-5	289	So./Fr.	Toledo, Ohio (Whitmer)

## Linebacker

31	Benda, Nick	LB	6-0	210	So./Fr.	Champion, Mich. (Westwood)
97	Beyer, Brennen **	LB	6-3	250	Jr.	Canton, Mich. (Plymouth)
35	Bolden, Joe*	LB	6-3	225	So.	Cincinnati, Ohio (Colerain)
59	Doyle, Jack	LB	6-1	208	Fr.	Grosse Pointe Farms, Mich. (Grosse Pointe South)
42	Gedeon, Ben	LB	6-3	236	Fr.	Hudson, Ohio (Hudson)
4	Gordon, Cameron ***	LB	6-3	237	5th	Detroit, Mich. (Inkster)
37	Henderson, Bobby	LB	5-11	227	So./Fr.	Hopewell Junction, NY (John Jay)
52	Jenkins-Stone, Royce*	LB	6-2	225	So.	Detroit, Mich. (Cass Technical)
66	Liesman, Dan	LB	6-2	215	So./Fr.	Lansing, Mich. (Lansing Catholic)
3	McCray, Mike	LB	6-4	237	Fr.	Trotwood, Ohio (Trotwood-Madison)
48	Morgan, Desmond**	LB	6-1	228	Jr./So.	Holland, Mich. (West Ottawa)
15	Ross III, James *	LB	6-1	220	So.	Orchard Lake, Mich. (St. Mary's Prep)
47	Ryan, Jake **	LB	6-3	240	Sr./Jr.	Westlake, Ohio (St. Ignatius)

## Secondary

32	Austin, Shaun	S	6-1	191	So./Fr.	Plymouth, Mich. (Plymouth)
11	Avery, Courtney ***	CB	5-11	175	Sr./Jr.	Mansfield, Ohio (Lexington)
34	Clark, Jeremy	S	6-4	205	So./Fr.	Madisonville, Ky. (Madisonville North Hopkins)
18	Countess, Blake *	CB	5-10	182	Jr./So.	Owings Mills, Md. (Our Lady of Good Counsel)
49	Dalimonte, Anthony	CB	5-9	170	Fr.	Bloomfield Hills, Mich. (Brother Rice)
20	Dawson, Reon	DB	6-2	170	Fr.	Trotwood, Ohio (Trotwood-Madison)
29	Douglas, Ross	DB	5-10	176	Fr.	Avon, Ohio (Avon)
14	Furman, Josh **	S	6-2	202	Sr./Jr.	Annapolis, Md. (Old Mill Senior)
12	Gant, Allen	S	6-2	212	So./Fr.	Sylvania, Ohio (Southview)
30	Gordon, Thomas ***	S	5-11	210	5th	Detroit, Mich. (Cass Technical)
44	Hill, Delano	DB	6-0	205	Fr.	Detroit, Mich. (Cass Technical)
24	Hollowell, Delonte **	CB	5-9	180	Jr.	Detroit, Mich. (Cass Technical)
26	Lewis, Jourdan	DB	5-10	170	Fr.	Detroit, Mich. (Cass Technical)
36	Pearson, AJ	DB	6-0	199	So./Fr.	Johns Creek, Ga. (Northview)
13	Richardson, Terry*	CB	5-9	167	So.	Detroit, Mich. (Cass Technical)
8	Stribling, Channing	DB	6-2	171	Fr.	Matthews, N.C. (Butler)
6	Taylor, Raymon **	CB	5-10	186	Jr.	Detroit, Mich. (Highland Park)
25	Thomas, Dymonte	DB	6-2	190	Fr.	Alliance, Ohio (Marlington)
22	Wilson, Jarrod*	S	6-2	200	So.	Akron, Ohio (Buchtell)

## Specialists

91	Allen, Kenny	K/P	6-3	226	So./Fr.	Fenton, Mich. (Fenton)
64	Duba, Brandon	LS	6-1	227	Fr.	Grandville, Mich. (Grandville)
34	Gibbons, Brendan ***	PK	6-1	240	5th	West Palm Beach, Fla. (Cardinal Newman)
54	Glanda, Jareth **	LS	6-3	256	5th	Rochester Hills, Mich. (Brother Rice)
27	Hagerup, Will ***	P	6-4	227	Sr.	Milwaukee, Wis. (Whitefish Bay)
46	McGrath, J.J.	K	6-2	249	Fr.	Macomb, Mich. (Lutheran North)
43	Sypniewski, Scott	LS	6-1	214	Fr.	Ottawa, Ill. (Marquette)
45	Wile, Matt **	PK	6-2	216	Jr.	San Diego, Calif. (Francis Parker)

20	Johnson, Drake	RB
10	Jones, Da'Mario	WR
89	Keizer, Jonathan	WR
36	Kerridge, Joe*	FB
26	Lewis, Jourdan	DB
66	Liesman, Dan	LB
70	Mateus, Kristian*	OL
46	McGrath, J.J.	K
93	Miller, Garrett	DL
91	Mitropoulos-Rundus, Alex	DL
48	Morgan, Desmond **	LB
15	Moore, Garrett	QB
7	Morris, Shane	QB
23	Norfleet, Dennis*	WR
53	Ojemudia, Mario*	DE
38	Rawls, Thomas **	RB
85	Reynolds, Joe **	WR
13	Richardson, Terry*	CB
15	Ross III, James*	LB
33	Shallman, Wyatt	RB
31	Stearns, Blaise	WR
6	Taylor, Raymon **	DB
16	Wangler, Jack	WR
81	York, Csont'e	WR
Missouri (2)		
86	Chesson, Jehu	WR
56	Pipkins, Ondre*	DT
New York (2)		
37	Henderson, Bobby	LB
13	Swieca, Alex	QB
North Carolina (1)		
8	Stribling, Channing	DB
Ohio (24)		
11	Avery, Courtney ***	CB
55	Black, Jibreel ***	DE
35	Bolden, Joe*	LB
88	Butt, Jake	TE
33	Charlton, Taco	DE
57	Clark, Frank **	DE
20	Dawson, Reon	DB
29	Douglas, Ross	DB
83	Dukes, Jaron	WR
12	Gant, Allen	S
42	Gedeon, Ben	LB
92	Heitzman, Keith*	DE
69	Henry, Willie	DT
67	Kalis, Kyle	OL
3	McCray, Mike	LB
60	Miller, Jack*	OL
47	Ryan, Jake**	LB
32	Smith, De'Veon	RB
50	Strobel, Tom	DE
25	Thomas, Dymonte	DB
28	Toussaint, Fitzgerald ***	RB
84	Williams, A.J.*	TE
22	Wilson, Jarrod*	S
43	Wormley, Chris	DE
Pennsylvania (2)		
94	Paskorz, Jordan*	TE
57	Kugler, Patrick	OL
South Carolina (1)		
76	Washington, Quinton ***	DT
Tennessee (1)		
62	Bars, Blake	OL
Texas (1)		
8	Bellomy, Russell*	QB
Utah (1)		
39	Houma, Sione*	FB
Virginia (1)		
27	Green, Derrick	RB
Washington (1)		
63	Pliska, Ben	OL
Wisconsin (1)		
27	Hagerup, Will***	P

# HEAD COACH BRADY HOKE



## Conference Championships

MAC WEST (2007, 2008)

## Coach of the Year Honors

National - Maxwell Football Club (2011)

Big Ten - Hayes-Schembechler (Coaches - 2011)

Big Ten - Dave McClain (Media - 2011, Media)

MWC (2010)

AFC FBS Region 3 (2008)

MAC (2008)

## At a Glance

Born: November 3, 1958 in Kettering, Ohio

High School: Fairmont East (1977)

College: Ball State, B.S., 1982

Wife: Laura

Children: Kelly

## Brady Hoke: Head Coach ■ Ball State (1982)

**Michigan W-L: 25-9 Second Season**

**Big Ten W-L: 14-6**

Brady Hoke was named the 19th head coach in University of Michigan football history on Jan. 11, 2011. A former assistant coach at U-M (1995-2002), Hoke led the Wolverines to a 19-7 record (12-4 Big Ten) in his first two seasons as head coach. Hoke led the Wolverines to an 11-2 record (6-2 Big Ten) and Allstate Sugar Bowl victory in his first season at the helm, while U-M finished the regular season 8-5 (6-2 Big Ten) to earn a bid to the Outback Bowl in 2012.

Hoke had previous head coaching stints at San Diego State from 2009-10, where he earned a 13-12 record, and his alma mater, Ball State, where he went 34-38 from 2003-08. Collectively, Hoke is 66-56 in 10 seasons as a head coach.

Hoke's first-season success in Ann Arbor was acknowledged across the country. He was named the Maxwell Football Club Collegiate Coach of the Year and was named a finalist for three other national Coach of the Year honors: Bear Bryant, Eddie Robinson and Liberty Mutual. The Big Ten Conference's coaches voted Hoke as the inaugural recipient of the Hayes-Schembechler Coach of the Year award, while the Big Ten media named him the Dave McClain Coach of the Year.

With four wins more than the 2010 squad (7-6), Hoke and the Wolverines tied Fielding Yost's 1901 team as the only two teams with a four-win improvement from the previous season. Yost's 1901 team went 11-0 following a 7-2-1 1900 season.

Only the legendary Yost precedes Hoke as a Michigan head coach to win 10 games in his first season. Hoke also became the fifth Big Ten coach to win at least 10 games in his first season as head coach, and became the third U-M coach to win his first six games (Fielding Yost-1901, Bennie Oosterbaan-1948). Nationally, Hoke became one of eight coaches to direct a team to a BCS bowl in his first season, while he became the third coach to direct a team to a BCS bowl victory in his first season. Hoke also became the first Michigan head coach to go undefeated at home in his first two seasons since Fielding Yost in 1901-02. The Wolverines were a perfect 8-0 at Michigan Stadium in 2011 and 6-0 at the Big House in 2012.

Since Hoke's arrival, the defense has improved from a unit that in 2010 ranked 108th in the Football Bowl Subdivision in scoring defense and 110th in yards allowed to one that ranked 11th in total defense and 16th in scoring defense in 2012. The unit also ranked second in passing defense, surrendering 155.2 yards per game, and it did not allow at 200-yard passer during the regular season.

Meanwhile, the offense continued its scoring pace in 2012 by averaging 30 points per game after scoring 33.3 points per game in 2011.

Ten Wolverines have earned All-Big Ten distinction in two seasons under Hoke, including back-to-back Big Ten Rimington-Pace Offensive Lineman of the Year winners in center David Molk (2011) and left tackle Taylor Lewan (2012). Molk and Lewan each earned All-America honors in those years, while Molk also was named the 2011 Rimington Trophy recipient.

The 2010 Mountain West Conference Coach of the Year, Hoke guided the Aztecs to a 9-4 record, marking the most victories since 1996 (8) while earning the program's first trip to a bowl game in 12 years, a 35-14 victory over Navy. Six of his players earned All-MWC first team honors in 2010, including running back Ronnie Hillman, the league's Freshman of the Year. Seven additional players earned second-team (4) honors and honorable mention (3). In 2009, Hoke's first season at San Diego State, five players were named to All-MWC teams, while 11 were MWC All-Academic selections.

As head coach at Ball State, he mentored players to 35 All-MAC selections in six years en route to a pair of bowl game appearances in 2007 and '08. The 2008 season marked the best season in program history, recording a school-record 12 wins and completing an undefeated Mid-American Conference regular-season campaign.

Collectively, Hoke has 30 years of collegiate coaching experience beginning with assistant positions at Grand Valley State (1983), Western Michigan (1984-86), Toledo (1987-88), Oregon State (1989-94) and Michigan (1995-2002). A defensive line coach at U-M, Hoke was part of three Big Ten champion teams (1997, '98, 2000), including the 1997 national champion and Rose Bowl winning squad. During his tenure, U-M posted a 76-23 overall record, claiming at least 10 victories on four occasions.

A 1982 graduate of Ball State University, Hoke earned four letters (1977-80) with the Cardinals. He was part of the only two teams in Ball State football history to post undefeated conference seasons: as a player in 1978, and as the head coach in 2008. Hoke led Ball State to the 1978 MAC championship, and as a team captain in 1980 earned All-MAC second-team honors. He graduated from Fairmont East High School in Kettering, Ohio, in 1977.

He and his wife, the former Laura Homberger, have one daughter, Kelly.

## BRADY HOKE'S YEAR-BY-YEAR COACHING RECORD

YEAR	SCHOOL	RECORD	CONFERENCE RECORD	POST-SEASON
2013	Michigan	6-2	2-2 Big Ten	
2012	Michigan	8-5	6-2 Big Ten	Outback Bowl (vs. South Carolina/L, 33-28)
2011	Michigan	11-2	6-2 Big Ten	Sugar Bowl (vs. Virginia Tech/W, 23-20 ot)
2010	San Diego State	9-4	5-3 MWC	Poinsettia Bowl (vs. Navy/W, 35-14)
2009	San Diego State	4-8	2-6 MWC	
2008	Ball State	12-1	8-0 MAC	MAC West champion, * Did not coach GMAC Bowl (vs. Tulsa/L, 45-13)
2007	Ball State	7-6	5-2 MAC	MAC West co-champ, International Bowl (vs. Rutgers/L, 52-30)
2006	Ball State	5-7	5-3 MAC	
2005	Ball State	4-7	4-4 MAC	
2004	Ball State	2-9	2-6 MAC	
2003	Ball State	4-8	3-5 MAC	
<b>U-M</b>	<b>3 Seasons</b>	<b>25-9</b>	<b>14-6 Big Ten</b>	
<b>SDSU</b>	<b>2 Seasons</b>	<b>13-12</b>	<b>7-9 MWC</b>	
<b>BSU</b>	<b>6 Seasons</b>	<b>34-38</b>	<b>27-20 MAC</b>	
<b>TOTAL</b>	<b>11 Seasons</b>	<b>72-59</b>	<b>48-35 Conference</b>	

## BRADY HOKE'S MILESTONE WINS

Win	Opponent	Site	Date
1	Ball State 31, Indiana State 7	H	8/28/2003
10	Ball State 26, Eastern Michigan 25	A	11/12/2005
20	Ball State 27, Western Michigan 23	A	10/20/2007
30	Ball State 38, Eastern Michigan 16	H	10/25/2008
40	San Diego State 41, New Mexico St.	A	9/11/2010
50	Michigan 31, Eastern Michigan 3	H	9/17/2011
60	Michigan 44, Purdue 13	A	10/6/2012
70	Michigan 24, Connecticut 21	A	9/21/2013

## U-M SUPERLATIVES UNDER BRADY HOKE

Overall:	25-9
At Home:	19-0
On the Road:	5-7
Neutral:	1-2

By Month:	
August:	1-0
September:	9-2
October:	8-3
November:	6-3
December:	0-0
January:	1-1

When Scoring First:	16-2
When Opponent Scored First:	9-7
When Scoring 20 or More Points:	24-3
When Scoring Less Than 20 Points:	1-6
When Leading at the Half:	20-1
When Trailing at the Half:	4-6
When Tied at the Half:	1-1
When Leading after 3 Quarters:	20-2
When Trailing after 3 Quarters:	4-7
When Tied after 3 Quarters:	0-0
In Overtime:	2-1
When Outrushing the Opponent:	20-3
With 35 or More Rushing Attempts:	18-6
With Less Than 30 Passing Attempts:	20-5
When Leading in Time of Possession:	16-5
When Trailing in Time of Possession:	9-4

On Turf:	22-4
On Grass:	3-5

When Leading in Takeaway/Turnover Ratio:	10-2
When Even in Takeaway/Turnover Ratio:	6-1
When Trailing in Takeaway/Turnover Ratio:	9-6
With an Individual 100-Yard Rusher:	15-3
With an Individual 200-Yard Passer:	11-4
250-Yard Passer:	7-0
With an Individual 100-Yard Receiver:	8-3
With an Individual Opponent 100-Yard Rusher:	4-6
With an Individual Opponent 200-Yard Passer:	8-3
250-Yard Passer:	6-2
With an Individual Opponent 100-Yard Receiver:	6-1



**AL BORGES**

Offensive Coordinator/QB



**DARRELL FUNK**

Offensive Line



**FRED JACKSON**

Running Backs



**JEFF HECKLINSKI**

Wide Receivers



**DAN FERRIGNO**

Special Teams/Tight Ends



**GREG MATTISON**

Defensive Coordinator/DL



**ROY MANNING**

Outside Linebackers



**MARK SMITH**

Inside Linebackers



**CURT MALLORY**

Secondary



**AARON WELLMAN**

Strength and Conditioning

## RECORD VERSUS OPPONENTS

Conf./Team	Record
<b>Big Ten</b>	
Illinois	2-1
Indiana	2-2
Iowa	1-2
Michigan	0-1
Michigan State	1-2
Minnesota	3-0
Nebraska	1-1
Northwestern	2-0
Ohio State	1-1
Penn State	0-1
Purdue	2-2
<b>Totals</b>	<b>15-13</b>

<b>MAC</b>	
Akron	3-1
Bowling Green	0-3
Buffalo	2-1
Central Florida	1-0
Central Michigan	3-4
Eastern Michigan	5-2
Kent State	3-0
Massachusetts	1-0
Miami	2-2
Northern Illinois	3-3
Ohio	0-1
Toledo	4-2
Western Michigan	5-2
<b>Totals</b>	<b>32-21</b>

<b>Independent</b>	
Navy	3-0
Notre Dame	2-1
<b>Total</b>	<b>5-1</b>

<b>Mountain West</b>	
Air Force	2-1
BYU	0-2
Colorado State	2-0
New Mexico	2-0
San Diego State	1-0
TCU	0-2
UNLV	1-1
Utah	0-2
Wyoming	1-1
<b>Total</b>	<b>9-9</b>

<b>Big 12</b>	
Missouri	0-3
Nebraska	0-1
<b>Totals</b>	<b>0-4</b>

<b>Big East</b>	
Boston College	0-2
Pittsburgh	0-1
Rutgers	0-1
Virginia Tech	1-0
<b>Totals</b>	<b>1-4</b>

<b>ACC</b>	
Boston College	0-1

<b>AAC</b>	
Connecticut	1-0

<b>SEC</b>	
Alabama	0-1
Auburn	0-1
South Carolina	0-1
<b>Total</b>	<b>0-3</b>

<b>Sun Belt</b>	
Western Kentucky	2-0

<b>PAC 12</b>	
UCLA	0-1

<b>WAC</b>	
Idaho	0-1
New Mexico State	2-0
Utah State	1-0
<b>Total</b>	<b>3-1</b>

<b>FCS</b>	
Nicholls State	1-0
Southern Utah	1-0
Indiana State	1-0
North Dakota State	0-1
Northeastern	1-0
<b>Total</b>	<b>4-1</b>

<b>Totals</b>	<b>71-59</b>
---------------	--------------



# INDIVIDUAL CAREER BESTS

## TOP STATISTICAL LEADERS

**Rushing**  
**2013:** Fitzgerald Toussaint (163 carries, 595 yards, 3.7 avg., 11 TDs)  
**Career:** Fitzgerald Toussaint (488 carries, 2,237 yards, 4.6 avg., 26 TDs)

**Passing**  
**2013:** Devin Gardner (121-202, 1,989 yards, 13 TDs)  
**Career:** Devin Gardner (214-361, 3,469 yards, 26 TDs)

**Receiving**  
**2013:** Jeremy Gallon (50 for 898 yards, 18.0 avg., 7 TDs)  
**Career:** Jeremy Gallon (134 for 2,229 yards, 16.6 avg., 15 TDs)

**Punt Returns**  
**2013:** Drew Dileo (6 for 44 yards, 7.3 avg., 0 TD)  
**Career:** Jeremy Gallon (43 for 308 yards, 7.2 avg., 0 TD)

**Kickoff Returns**  
**2013:** Dennis Norfleet (25 for 605 yards, 24.2 avg., 0 TDs)  
**Career:** Dennis Norfleet (60 for 1,432 yards, 23.9 avg., 0 TDs)

**Punting**  
**2013:** Matt Wile (31 for 1,238 yards, 39.9 avg., 6 I20)  
**Career:** Matt Wile (60 for 2,376 yards, 39.6 avg., 19 I20)

**Field Goals**  
**2013:** Brendan Gibbons (9-14, long 47 yards)  
**Career:** Brendan Gibbons (39-54, long 52 yards)

**Tackles**  
**2013:** Raymon Taylor (56; 37 solos, 19 assists)  
**Career:** Thomas Gordon (201; 116 solos, 85 assists)

**Tackles for Loss**  
**2013:** Frank Clark (8 for 31 yards)  
**Career:** Jake Ryan (28 for 126 yards)

**Sacks**  
**2013:** Frank Clark (4.5 for 26 yards)  
**Career:** Jake Ryan (7.5 for 43 yards)

**Interceptions**  
**2013:** Blake Countess (4 for 149 yards)  
**Career:** Blake Countess (4 for 149 yards)

**Pass Breakups**  
**2013:** Raymon Taylor (8)  
**Career:** Raymon Taylor (9)

## 1 RUSHING

**Devin Gardner**  
Attempts: 24, at Penn State (Oct. 12, 2013)  
Yards: 121, at Penn State (Oct. 12, 2013)  
TDs: 3, twice, last vs. Indiana (Oct. 19, 2013)  
Long: 35, vs. Notre Dame (Sept. 7, 2013)

**Thomas Rawls**  
Attempts: 16, at Minnesota (Nov. 3, 2012)  
Yards: 90, vs. Illinois (Oct. 13, 2012)  
TDs: 1, five times, last vs. Central Michigan (Aug. 31, 2013)  
Long: 63, vs. Illinois (Oct. 13, 2012)

**Fitzgerald Toussaint**  
Attempts: 32, vs. Indiana (Oct. 19, 2013)  
Yards: 192, at Illinois (Nov. 12, 2011)  
TDs: 4, vs. Indiana (Oct. 19, 2013)  
Long: 65, at Illinois (Nov. 12, 2011)

## PASSING

**Devin Gardner**  
Attempts: 36, vs. South Carolina (Jan. 1, 2013)  
Completions: 21, twice, last vs. Indiana (Oct. 19, 2013)  
Yards: 503, vs. Indiana (Oct. 19, 2013)  
TDs: 3, last at Penn State (Oct. 12, 2013)  
Long: 75, at Ohio State (Nov. 24, 2012)

**Shane Morris**  
Attempts: 6, vs. Central Michigan (Aug. 31, 2013)  
Completions: 4, vs. Central Michigan (Aug. 31, 2013)  
Yards: 59, vs. Central Michigan (Aug. 31, 2013)  
TDs: None  
Long: 36, vs. Central Michigan (Aug. 31, 2013)

## RECEIVING

**Jehu Chesson**  
Catches: 3, at Michigan State (Nov. 2, 2013)  
Yards: 82, at Michigan State (Nov. 2, 2013)  
TDs: 1, vs. Akron (Sept. 14, 2013)  
Long: 58, at Michigan State (Nov. 2, 2013)

**Drew Dileo**  
Catches: 4, twice, last at Minnesota (Nov. 3, 2012)  
Yards: 92, vs. Michigan State (Oct. 20, 2012)  
TDs: 1, four times, last vs. Notre Dame (Sept. 7, 2013)  
Long: 66, vs. Massachusetts (Sept. 15, 2012)

**Jeremy Gallon**  
Catches: 14, vs. Indiana (Oct. 19, 2013)  
Yards: 369, vs. Indiana (Oct. 19, 2013)  
TDs: 3, vs. Notre Dame (Sept. 7, 2013)  
Long: 71, twice, last vs. Illinois (Oct. 13, 2012)

**Devin Funchess**  
Catches: 7, vs. Minnesota (Oct. 5, 2013)  
Yards: 151, vs. Minnesota (Oct. 5, 2013)  
TDs: 2, at Penn State (Oct. 12, 2013)  
Long: 59, at Penn State (Oct. 12, 2013)

**Jeremy Jackson**  
Catches: 2, six times, last vs. Indiana (Oct. 19, 2013)  
Yards: 31, at Ohio State (Nov. 27, 2010)  
TDs: None  
Long: 22, at Ohio State (Nov. 27, 2010)

**Joe Reynolds**  
Catches: 3, vs. Iowa (Nov. 17, 2012)  
Yards: 45, vs. Central Michigan (Aug. 31, 2013)  
TDs: None  
Long: 45, vs. Central Michigan (Aug. 31, 2013)

## DEFENSE

**Courtney Avery**  
Tackles: 7, vs. Wisconsin (Nov. 20, 2010)  
Solos: 5, at Purdue (Nov. 13, 2010)  
Asst: 4, twice, last at Michigan State (Nov. 2, 2013)  
TFLs: 1.0, twice, last vs. Air Force (Sept. 8, 2012)  
Sacks: 0.5, vs. Purdue (Oct. 29, 2011)  
Int.: 1, twice, last vs. Ohio State (Nov. 26, 2011)  
FR: 1, three times, last at Minnesota (Nov. 3, 2012)  
PBUs: 2, vs. Bowling Green (Sept. 25, 2010)

**Brennen Beyer**  
Tackles: 4, three times, last vs. Minnesota (Oct. 5, 2013)  
Solos: 4, vs. Minnesota (Oct. 5, 2013)  
Asst: 3, at Ohio State (Nov. 24, 2012)  
TFLs: 2.0, vs. Central Michigan (Aug. 31, 2013)  
Sacks: 1, twice, last vs. Notre Dame (Sept. 7, 2013)  
Int.: None

FR: None  
PBUs: None

**Jibreel Black**  
Tackles: 6, at Connecticut (Sept. 21, 2013)  
Solos: 3, two times, last vs. Eastern Michigan (Sept. 17, 2011)  
Asst: 5, at Connecticut (Sept. 21, 2013)  
TFLs: 2, vs. Massachusetts (Sept. 15, 2012)  
Sacks: 1, four times, last at Penn State (Oct. 12, 2013)  
Int.: None  
FR: None  
PBUs: 1, at Penn State (Oct. 12, 2013)

**Joe Bolden**  
Tackles: 10, vs. Air Force (Sept. 8, 2012)  
Solos: 5, twice, last at Penn State (Oct. 12, 2013)  
Asst: 6, twice, last at Michigan State (Nov. 2, 2013)  
TFLs: 2.0, vs. Iowa (Nov. 17, 2012)  
Sacks: 1.0, vs. Massachusetts (Sept. 15, 2012)  
Int.: None  
FR: 1, vs. Northwestern (Nov. 10, 2012)  
PBUs: None

**Frank Clark**  
Tackles: 9, at Michigan State (Nov. 2, 2013)  
Solos: 3, three times, last at Michigan State (Nov. 2, 2013)  
Asst: 6, at Michigan State (Nov. 2, 2013)  
TFLs: 2.5, at Michigan State (Nov. 2, 2013)  
Sacks: 2, at Penn State (Oct. 12, 2013)  
Int.: 1, vs. Virginia Tech (Jan. 3, 2012)  
FR: 2, at Penn State (Oct. 12, 2013)  
PBUs: 2, vs. Massachusetts (Sept. 15, 2012)

**Blake Countess**  
Tackles: 8, vs. Virginia Tech (Jan. 3, 2012)  
Solos: 6, vs. Virginia Tech (Jan. 3, 2012)  
Asst: 3, five times, last at Michigan State (Nov. 2, 2013)  
TFLs: 2, at Connecticut (Sept. 21, 2013)  
Sacks: None  
Int.: 2, vs. Notre Dame (Sept. 7, 2011)  
FR: 1, at Ohio State (Nov. 24, 2012)  
PBUs: 2, vs. Minnesota (Oct. 1, 2011)

**Cam Gordon**  
Tackles: 15, at Indiana (Oct. 2, 2010)  
Solos: 12, at Indiana (Oct. 2, 2010)  
Asst: 5, twice, last vs. Illinois (Nov. 6, 2010)  
TFLs: 2.5, vs. Central Michigan (Aug. 31, 2013)  
Sacks: 2, vs. Central Michigan (Aug. 31, 2013)  
Int.: 1, twice, last at Indiana (Oct. 2, 2010)  
FR: 2, at Purdue (Nov. 13, 2010)  
PBUs: 1, seven times, last vs. Central Michigan (Aug. 31, 2013)

**Thomas Gordon**  
Tackles: 11, vs. Northwestern (Nov. 10, 2012)  
Solos: 8, vs. Northwestern (Nov. 10, 2012)  
Asst: 6, twice, last vs. Akron (Sept. 14, 2013)  
TFLs: 2, at Notre Dame (Sept. 11, 2010)  
Sacks: 1, three, last at Ohio State (Nov. 24, 2012)  
Int.: 2, vs. Indiana (Oct. 19, 2013)  
FR: 1, 4 times, last at Illinois (Nov. 12, 2011)  
PBUs: 1, four times, last at Connecticut (Sept. 21, 2013)

**Willie Henry**  
Tackles: 4, at Michigan State (Nov. 2, 2013)  
Solos: 3, vs. Minnesota (Oct. 5, 2013)  
Asst: 3, at Michigan State (Nov. 2, 2013)  
TFLs: 1, vs. Minnesota (Oct. 5, 2013)  
Sacks: 0.5, at Connecticut (Sept. 21, 2013)  
Int: None  
FR: None  
PBUs: None

## Desmond Morgan

Tackles: 11, twice, last at Ohio State (Nov. 24, 2012)  
 Solos: 7, vs. Northwestern (Nov. 10, 2012)  
 Asst: 8, vs. Alabama (Sept. 1, 2012)  
 TFLs: 2.0, twice, last vs. Akron (Sept. 14, 2013)  
 Sacks: 1, twice, last vs. Indiana (Oct. 19, 2013)  
 Int.: 1, at Connecticut (Sept. 21, 2013)  
 FR: 1, at Michigan State (Oct. 15, 2011)  
 PBUs: 1, three times, last at Michigan State (Nov. 2, 2013)

## Mario Ojemudia

Tackles: 4, three times, last vs. Akron (Sept. 14, 2013)  
 Solos: 4, vs. Akron (Sept. 14, 2013)  
 Asst: 2, twice, last vs. Notre Dame (Sept. 7, 2013)  
 TFLs: 1.0, three times, last vs. Central Michigan (Aug. 31, 2013)  
 Sacks: 1, twice, last vs. Central Michigan (Aug. 31, 2013)  
 Int: 1, at Nebraska (Oct. 27, 2012)  
 FR: 1, vs. Illinois (Oct. 13, 2012)  
 PBUs: None

## James Ross III

Tackles: 12, vs. Iowa (Nov. 17, 2012)  
 Solos: 9, vs. Iowa (Nov. 17, 2012)  
 Asst: 5, vs. Minnesota (Oct. 5, 2013)  
 TFLs: 1, four times, last at Penn State (Oct. 12, 2013)  
 Sacks: 0.5, twice, last at Michigan State (Nov. 2, 2013)  
 Int.: None  
 FR: None  
 PBUs: 1, twice, last vs. Akron (Sept. 14, 2013)

## Jake Ryan

Tackles: 11, twice, last vs. Illinois (Oct. 13, 2012)  
 Solos: 8, vs. Michigan State (Oct. 20, 2012)  
 Asst: 4, four times, last at Minnesota (Nov. 3, 2012)  
 TFLs: 4, vs. Virginia Tech (Jan. 3, 2012)  
 Sacks: 1.5, vs. Illinois (Oct. 13, 2012)  
 Int.: None  
 FR: 2, vs. San Diego State (Sept. 24, 2011)  
 PBUs: 1, vs. Notre Dame (Sept. 22, 2012)

## Raymon Taylor

Tackles: 12, at Michigan State (Nov. 2, 2013)  
 Solos: 9, vs. Notre Dame (Sept. 7, 2013)  
 Asst: 6, at Michigan State (Nov. 2, 2013)  
 TFLs: 1, vs. Notre Dame (Sept. 7, 2013)  
 Sacks: 0.5, at Connecticut (Sept. 21, 2013)  
 Int.: 1, five times, last at Michigan State (Nov. 2, 2013)  
 FR: 1, vs. Alabama (Sept. 1, 2012)  
 PBUs: 4, vs. Indiana (Oct. 19, 2013)

## Quinton Washington

Tackles: 5, three times, last at Ohio State (Nov. 24, 2012)  
 Solos: 4, vs. Illinois (Oct. 13, 2012)  
 Asst: 4, at Ohio State (Nov. 24, 2012)  
 TFLs: 1, two times, last vs. South Carolina (Jan. 1, 2013)  
 Sacks: 1, vs. South Carolina (Jan. 1, 2013)  
 Int: None  
 FR: None  
 PBUs: None

## PUNT RETURNS

### Drew Dileo

Returns: 2, vs. Minnesota (Oct. 5, 2013)  
 Yards: 22, at Connecticut (Sept. 21, 2013)  
 TDs: None  
 Long: 24, at Connecticut (Sept. 21, 2013)

### Jeremy Gallon

Returns: 4, twice, last vs. Nebraska (Nov. 19, 2011)  
 Yards: 62, at Illinois (Nov. 12, 2011)  
 TDs: None  
 Long: 32, at Illinois (Nov. 12, 2011)

## Dennis Norfleet

Returns: 1, twice, last vs. Illinois (Oct. 13, 2012)  
 Yards: 42, vs. Illinois (Oct. 13, 2012)  
 TDs: None  
 Long: 42, vs. Illinois (Oct. 13, 2012)

## KICK RETURNS

### Drew Dileo

Returns: 6, at Ohio State (Nov. 27, 2010)  
 Yards: 118, at Ohio State (Nov. 27, 2010)  
 TDs: None  
 Long: 34, vs. Wisconsin (Nov. 20, 2010)

### Jeremy Gallon

Returns: 7, vs. Illinois (Nov. 6, 2010)  
 Yards: 139, vs. Illinois (Nov. 6, 2010)  
 TDs: None  
 Long: 47, at Penn State (Oct. 30, 2010)

### Dennis Norfleet

Returns: 8, vs. Alabama (Sept. 1, 2012)  
 Yards: 177, vs. Alabama (Sept. 1, 2012)  
 TDs: None  
 Long: 44, vs. Indiana (Oct. 19, 2013)

## KICKING

### Brendan Gibbons

Points: 16, at Penn State (Oct. 12, 2013)  
 FG Att.: 7, at Penn State (Oct. 12, 2013)  
 FG Made: 4, at Penn State (Oct. 12, 2013)  
 PATs: 9, vs. Indiana (Oct. 19, 2013)  
 Long FG: 52, at Nebraska (Oct. 27, 2012)

### Will Hagerup

Punts: 9, at Notre Dame (Sept. 11, 2010)  
 Yards: 353, vs. Alabama (Sept. 1, 2012)  
 Average: 51.0, vs. Connecticut (Sept. 4, 2010)  
 50+: 4, vs. Alabama (Sept. 1, 2012)  
 I-20: 3, at Michigan State, Oct. 15, 2011)  
 Long: 72, at Purdue (Nov. 13, 2010)

### Matt Wile

Punts: 8, at Michigan State (Nov. 2, 2013)  
 Yards: 327, at Michigan State (Nov. 2, 2013)  
 Average: 51.7 vs. Minnesota (Oct. 5, 2013)  
 50+: 2, twice, last vs. Minnesota (Oct. 5, 2013)  
 I-20: 3, vs. Illinois (Oct. 13, 2012)  
 Long: 56, vs. South Carolina (Jan. 1, 2013) 4

## 2013 BIG TEN FOOTBALL STANDINGS

### LEGENDS DIVISION

TEAM	BIG TEN	OVERALL
Michigan State	5-0	8-1
Nebraska	3-1	6-2
Minnesota	3-2	7-2
<b>Michigan</b>	<b>2-2</b>	<b>6-2</b>
Iowa	2-3	5-4
Northwestern	0-5	4-5

### LEADERS DIVISION

TEAM	BIG TEN	OVERALL
Ohio State	5-0	9-0
Wisconsin	4-1	6-2
Penn State	2-2	5-3
Indiana	1-3	3-5
Illinois	0-4	3-5
Purdue	0-4	1-7

# MICHIGAN STADIUM



## Top 5 College Football Stadiums

School	Stadium	Capacity
Michigan	Michigan	109,901
Penn State	Beaver	106,572
Tennessee	Neyland	102,455
Ohio State	Ohio	102,329
Alabama	Bryant-Denny	101,821

Game	Year	Attendance
Notre Dame	2013	115,109*
Notre Dame	2011	114,804
Ohio State	2011	114,132
Nebraska	2011	113,718
Connecticut	2010	113,090
Michigan State	2010	113,065
Iowa	2010	112,784
Central Michigan	2013	112,618
Air Force	2012	112,522
Wisconsin	2010	112,276

\* NCAA single-game record.

The football program is in its 87th season in the "Big House" in 2013, with a 403-120-15 all-time record at Michigan Stadium. The largest college football stadium in the country, it was completed in 1927 at a cost of \$950,000, initially seating 72,000 fans. Michigan won the first game played at Michigan Stadium, defeating Ohio Wesleyan, 33-0, on Oct. 1, 1927. The stadium was officially dedicated on Oct. 22, 1927, with a 21-0 shutout over Ohio State.

Since that inaugural season, the capacity of Michigan Stadium has increased nine times to its present 109,901. The Wolverines have led the nation in attendance 38 times in the past 39 years, and reestablished the NCAA single-game attendance record at 115,109 fans against Notre Dame in the second night game ever in Michigan Stadium in 2013. The previous mark was 114,804 fans against Notre Dame during the first-ever night game at Michigan Stadium in 2011.

Michigan has drawn crowds of 100,000-plus for 249 consecutive games. On football Saturdays in Ann Arbor, Michigan Stadium ranks as the fourth-largest "city" in the state of Michigan.

The Wolverines drew 659,406 fans for their six-game home schedule in 2012. The six-game average of 112,252 broke Michigan's NCAA record of 112,179 fans per contest set during the 2011 season.

Michigan Stadium was the first college-owned football facility with a video scoreboard above both end zones. It was also the first stadium to use electronic scoreboards for official time when, in 1930, two were installed.

**CAPACITY:** 109,901 -- the largest college-owned structures of its kind designed solely for football -- closer to the playing field with no running track -- no posts or other obstructions.

**COMPLETION:** 1927 --- at a cost in excess of \$950,000 to seat 72,000 spectators. Capacity raised to 84,401 by addition of temporary wooden bleachers until 1949 when permanent steel stands replaced the wooden bleachers, increasing the capacity to 97,239. Seating capacity then raised to 101,001 in 1956, 101,701 in 1973, 102,501 in 1992 and 107,501 in 1998.

**FIRST GAME:** October 1, 1927 -- Michigan led by Captain Bennie Oosterbaan, defeated Ohio Wesleyan, 33-0. LaVerne (Kip) Taylor, Michigan end, scored first in the stadium on a 28-yard pass from halfback Louis Gilbert.

**DEDICATION GAME:** October 22, 1927 -- Michigan defeated Ohio State, 21-0.

**REDEDICATION GAME:** September 4, 2010 -- Michigan defeated Connecticut, 30-10.

**ATTENDANCE:** Since 1927 -- 45,731,313 fans have watched the Wolverines play 538 games. Since expansion of the "Big House" in 1998, and the rededication in 2010, the single-game attendance record is 115,109 set against Notre Dame on Sept. 7, 2013. The NCAA season record of 897,431 was set in 2011.

**FIELD:** 360 x 160 feet -- Installed new FieldTurf in 2010. The original FieldTurf surface was installed in 2003, returning Michigan to an artificial surface for the first time since the 1990 season. Installed Prescription Athletic Turf in 1991, giving Michigan its first natural grass field since 1968. Field was also lowered 3-1/2 feet allowing better sightlines for those seated in the lower rows.

## Michigan Stadium Milestone Games

No.	Date	Opponent	Result	Score
1	Oct. 1, 1927	Ohio Wesleyan	W	33-0
50	Nov. 2, 1935	Pennsylvania	W	16-6
100	Sept. 15, 1945	Great Lakes	W	27-2
200	Oct. 14, 1961	Michigan State	L	0-28
250	Oct. 11, 1969	Purdue	W	31-20
300	Sept. 24, 1977	Navy	W	14-7
400	Sept. 11, 1993	Notre Dame	L	23-27
500	Sept. 27, 2008	Wisconsin	W	27-25

## Michigan Stadium Milestone Wins

No.	Date	Opponent	Score
1	Oct. 1, 1927	Ohio Wesleyan	33-0
50	Sept. 27, 1941	Michigan State	19-7
100	Oct. 11, 1952	Indiana	28-13
200	Oct. 18, 1975	Northwestern	69-0
250	Oct. 27, 1984	Illinois	26-18
300	Aug. 26, 1995	Virginia	18-17
350	Oct. 25, 2003	Purdue	31-3
400	Sept. 7, 2013	Notre Dame	41-30

## University of Michigan Home Stadiums

Stadium	Years	Games	Win	Loss	Tie	Capacity (Yr)
Ann Arbor Sites .....	1883-1892	18	17	1	0	
Regents Field .....	1893-1905	92	87	2	3	400 (1893) 800 (1896)
Ferry Field .....	1906-1926	104	88	14	2	18,000 (1906) 25,000 (1914) 40,000 (1921) 46,000 (1926)
Michigan Stadium .....	1927-2012	538	403	120	15	72,000 (1927) 84,401 (1927) 85,753 (1928) 97,239 (1949) 101,001 (1956) 101,701 (1973) 102,501 (1992) 107,501 (1998) 106,201 (2008) 109,901 (2010)

<b>Total Ann Arbor Record</b>	<b>752</b>	<b>595</b>	<b>137</b>	<b>20</b>
In Detroit 1879-1901	18	12	5	1
<b>Total Home Record</b>	<b>770</b>	<b>607</b>	<b>142</b>	<b>21</b>

## 100,000-Plus Crowds at Michigan Stadium

The football program has played 249 consecutive home games in front of crowds in excess of 100,000. The last time Michigan did not have 100,000 in attendance in Michigan Stadium was on Oct. 25, 1975 vs. Indiana. A crowd of 93,857 was on hand for the 55-7 Michigan victory.

Since then, Michigan has set numerous NCAA attendance marks and the Wolverines have led the nation for 38 of the past 39 seasons in attendance.



## GAME 1:

### Michigan vs. Central Michigan

Michigan Stadium

August 31, 2013

112,618

1st ... 2nd ... 3rd ... 4th ... FINAL

Central Michigan . 3 ..... 3 ..... 0 ..... 3 ..... 9

Michigan ..... 14 ..... 21 ..... 21 ..... 3 ..... 59

ANN ARBOR, Mich. -- Senior/junior quarterback Devin Gardner accounted for 214 total yards (162 passing, 52 rushing) and three touchdowns in leading the University of Michigan football team (No. 17 AP/No. 17/USA Today) to a resounding 59-9 victory over Central Michigan on Saturday (Aug. 31) at Michigan Stadium. The Wolverines amassed 242 yards rushing and outgained the Chippewas, 463-210, in the season-opening rout.

Three Wolverine players had at least 50 yards rushing and four players had at least 40 yards receiving. Gardner and fifth-year senior running back Fitzgerald Toussaint each had two rushing touchdowns, while junior Thomas Rawls and freshman Derrick Green had one apiece. Fifth-year senior wide receiver Jeremy Gallon was the team's leading receiver, hauling in four passes for 47 yards and one touchdown.

Junior linebacker Desmond Morgan led the defense with seven tackles. Fifth-year senior linebacker Cameron Gordon collected two sacks. The Michigan defense allowed only 12 first downs and forced three turnovers (two fumbles, one interception).

Michigan got on the board first by way of special teams. As the Chippewas punted away their first possession of the game, freshman defensive back Dymonte Thomas burst through the line to block it. The ball was scooped up by fifth-year senior wide receiver Joe Reynolds and returned 29 yards for a touchdown to give U-M an early 7-0 lead.

The Wolverines forced Central Michigan to punt on their second possession but started deep in their own territory. On the second play from scrimmage, Gardner attempted to hit senior wide receiver Drew Dileo on a short out-route but was instead intercepted. In the shadow of their own goal line, the Wolverines held on the first three plays, forcing Central Michigan into a fourth-and-goal from the one-yard line. A delay of game penalty pushed the Chippewas back five yards, forcing them to settle for a 23-yard field goal that cut the score to 7-3 with 9:39 to play in the first quarter.

Gardner made plays with his legs on Michigan's next drive that led to a touchdown. On third-and-four near midfield, he was chased out of the pocket right but found Dileo open over the middle of the field for a 36-yard completion. On the next play, Gardner ran again, using down-field blocks to score on a 22-yard run to put U-M up 14-3 with 7:26 to play in the first quarter.

After another Central Michigan punt, the Wolverines scored again, set up by a 38-yard reverse from sophomore wide receiver Dennis Norfleet. Gardner was 4-for-5 for 40 yards on the drive, which was capped with a one-yard

touchdown run by Toussaint, making the score 21-3 in the early moments of the second quarter.

Central Michigan converted Gardner's second interception into three points to make the score 21-6. He responded on the team's next possession, however, engineering an 11-play, 76-yard drive that ended in a 16-yard touchdown pass to Gallon to make the score 28-6 with 2:04 to play in the first half.

The Wolverines tacked on another TD before halftime, as junior defensive back Raymon Taylor intercepted Central Michigan quarterback Alex Niznak and returned it 51 yards to set up the score. With 28 seconds left, Gardner scampered four yards for a touchdown, and the Wolverines led 35-6 heading into the locker room at halftime.

Michigan continued to score in the second half, as Toussaint ran it in from one yard out for his second score of the game to increase the lead to 42-6. The drive was set up off a 45-yard pass from Gardner to Reynolds that went down to the one-yard line. On the next offensive possession, Green and fellow true freshman De'Veon Smith combined for 55 yards on 10 carries, including a one-yard touchdown run by Green, making the score 49-6 with 4:55 left to play in the third quarter.

Freshman quarterback Shane Morris made his collegiate debut near the end of the third quarter, taking Michigan down the field for another touchdown. Rawls finished the drive with a five-yard touchdown run to increase the lead to 56-6 with one second left in the third quarter.

The teams traded field goals to start the fourth quarter. The Chippewas converted on a 33-yard attempt to make the score 56-9. On the next drive, Morris threw an interception, but the Michigan defense got it right back on a fumble recovery. Freshman defensive back Channing Stribling forced it, and junior defensive back Delonte Hollowell recovered, leading to a 30-yard field goal by fifth-year senior Brendan Gibbons, putting the score at 59-9 with 6:59 to play in the game.



## SCORING SUMMARY

### First Quarter

MICH: REYNOLDS, J. 30 yd blocked punt return (GIBBONS, B. kick)

CMU: GOLUZZI, R. 23 yd field goal

MICH: GARDNER, D. 22 yd run (GIBBONS, B. kick)

### Second Quarter

MICH: TOUSSAINT, F. 1 yd run (GIBBONS, B. kick)

CMU: COLUZZI, R. 27 yd field goal

MICH: GALLON, J. 16 yd reception (GIBBONS, B. kick)

MICH: GARDNER, D. 4 yd run (GIBBONS, B. kick)

### Third Quarter

MICH: TOUSSAINT, F. 2 yd run (GIBBONS, B. kick)

MICH: GREEN, D. 1 yd run (GIBBONS, B. kick)

MICH: RAWLS, T. 5 yd run (GIBBONS, B. kick)

### Fourth Quarter

CMU: COLUZZI, R. 33 yd field goal

MICH: GIBBONS, B. 30 yd field goal

## TEAM STATISTICS

Category	U-M	CMU
FIRST DOWNS	22	12
RUSHES-YARDS (NET)	47-242	29-66
PASSING YDS (NET)	221	144
Passes Att-Comp-Int	14-21-3	13-28-1
TOTAL OFFENSE	463	210
Fumble Returns-Yards	0-0	0-0
Punt Returns-Yards	4-40	0-0
Kickoff Returns-Yards	4-106	5-108
Interceptions-Yards	1-54	3-43
Punts (Number-Avg)	1-51.0	7-39.6
Fumbles-Lost	1-0	2-1
Penalties-Yards	7-55	8-74
Possession Time	34:16	25:44
Third-Down Conv.	10-of-15	4-of-14
Fourth-Down Conv.	2-of-2	0-of-0
Red-Zone	7-of-7	3-of-3

## INDIVIDUAL STATISTICS

**RUSHING:** CMU - LAVALLI, S. 10-52; GARLAND, A. 4-16; TIPTON, Z. 4-10. **MICH** - GREEN, D. 11-58; TOUSSAINT, F. 14-57; GARDNER, D. 7-52; NORFLEET, D. 1-38; SMITH, D. 7-12; RAWLS, T. 3-12; JOHNSON, D. 2-9; HAYES, J. 1-7.

**PASSING:** CMU - NIZNAK, A. 11-21-1-131; KATER, C. 2-6-0-13. **MICH** - GARDNER, D. 10-15-2-162; 4-6-1-59.

**RECEIVING:** CMU - FLORY, A. 4-79; DAVIS, T. 2-28; BUTLER, D. 2-8; WILLIAMS, C. 1-17; WALKER, M. 1-8; CHAPMAN, W. 1-7; MCCORD, B. 1-1. **MICH** - GALLON, J. 4-47; FUNCHES, D. 2-47; DILEO, D. 2-43; NORFLEET, D. 2-15; REYNOLDS, J. 1-45; JACKSON, J. 1-17; BUTT, J. 1-8.



## GAME 2:

### Michigan vs. Notre Dame

Michigan Stadium

September 7, 2013

115,109

	1st	2nd	3rd	4th	FINAL
Notre Dame	7	6	7	10	30
Michigan	10	17	7	7	41

ANN ARBOR, Mich. -- Senior/junior quarterback Devin Gardner accounted for 376 yards of total offense and five touchdowns, while fifth-year senior wide receiver Jeremy Gallon set career highs in both receiving yards (184) and touchdowns (three) to guide the No. 17-ranked University of Michigan football team to a 41-30 victory over No. 14 Notre Dame on Saturday (Sept. 7) in the second-ever night game at Michigan Stadium. The win is the program's 400th at the Big House.

Right before kickoff, Gardner was awarded the No. 98 jersey, the number designated to newly minted Michigan Football Legend Tom Harmon. The U-M quarterback is the first player to wear that number since Harmon in 1940, a span of 73 years. Officially, Gardner went 21-of-33 for 294 yards and four touchdowns through the air, adding 13 rushes for 82 yards and one touchdown. Michigan fifth-year senior running back Fitzgerald Toussaint carried the ball 22 times for 71 yards.

Shining under the lights defensively, junior cornerback Raymon Taylor led the team with 11 tackles, while junior/sophomore cornerback Blake Countess had six tackles and two interceptions.

With Michigan clinging to a four-point lead late in the fourth quarter, Gardner orchestrated a 10-play, 75-yard drive that ended with a four-yard touchdown pass to senior wide receiver Drew Dileo, putting the Wolverines back ahead by two scores at 41-30 with 4:18 to play. The drive was kept alive by two defensive pass interference calls against the Notre Dame secondary, both of which came on third downs.

After a penalty on the ensuing kickoff allowed Notre Dame to start at the 35-yard line, the Fighting Irish marched all the way to the Michigan six-yard line with less than two minutes to play. Notre Dame quarterback Tommy Rees fired a pass into the end zone that was initially deflected by Taylor. The ball hung in the air until Countess pulled it down for the interception.

The Michigan defense was stout on the opening drive of the game, forcing Notre Dame into a three-and-out. The Wolverines took over on their own 32-yard line and marched 41 yards in 10 plays, getting points on a successful 44-yard field goal attempt by fifth-year senior Brendan Gibbons -- his 15th consecutive made field goal, a new school record.

Michigan took possession after the defense forced another three-and-out. Back-to-back runs from Toussaint netted 16 total yards on the drive's first two plays. On the third, Gardner found Gallon wide open, and as Fighting Irish defenders converged to make the tackle, the Wolverines wideout slipped

away and ran straight to the end zone to complete a 61-yard touchdown reception with 5:35 left in the first quarter. Gibbons tacked on the extra point to make it 10-0 early.

However, Notre Dame tied up the score. First, on a third-and-goal from four-yard line, Rees found TJ Jones in the back of the end zone after it went through the hands of George Atkinson III, the intended receiver. On the second possession, kicker Kyle Brindza tacked on a 44-yard field goal with 14:05 left in the first half.

Gardner then engineered a 12-play, 75-yard drive to put the Maize and Blue back up a touchdown. On a third-and-goal from the 14-yard line, Gardner threw into the end zone, but pass interference was called on Notre Dame, giving Michigan an automatic first down at the two-yard line. On the next play, Gardner kept it on the option, running it in to put the score at 17-10 after the extra point.

The two teams traded field goals on each of their next possessions. Brindza initially cut the lead to 17-13 after a successful 24-yard field goal attempt, but Gibbons matched it, connecting from 38 yards out.

On the ensuing Notre Dame drive, Rees was flushed out of the pocket left on second down and threw an interception to Countess, who returned it 30 yards all the way to the Notre Dame 23-yard line, setting the Michigan offense up with its best starting field position of the day. Four plays later, Gardner found Gallon in the front of the end zone on a comeback route for the 12-yard touchdown, increasing the advantage to 24-10 heading into halftime.

Michigan punted on its first possession to start the third quarter, before Rees took the Fighting Irish down the field in a 12-play, 90-yard drive, finishing with a 20-yard touchdown pass to Troy Niklas, bringing the score to 27-20.

The Wolverines got it back on the next drive, however, with the Gardner-to-Gallon combo playing a big part once again. After Gardner scrambled for a first down on a third-and-eight, he hooked up with Gallon for a 41-yard gain over the middle to set Michigan up at the Notre Dame 25-yard line. Three plays later, the duo connected again, this time for a 13-yard touchdown to put the score back at two touchdowns (34-20) with 1:54 left in the third quarter.

The Fighting Irish drove down the field on the next possession, but the Michigan defense turned them away, stopping a fourth-and-four from the Michigan 17-yard line. Soon after, Gardner was chased into his own end zone and threw up a pass attempt that was intercepted by Fighting Irish defensive end Stephon Tuitt for a touchdown. After Michigan challenged the ruling, the call was confirmed, putting the score at 34-27 with 12:06 to play in the game.

With 9:15 to play, Brindza added another field goal, this time from 40 yards, cutting the lead to four at 34-30.

## SCORING SUMMARY

### First Quarter

MICH: GIBBONS, B. 44 yd field goal  
MICH: GALLON, J. 61 yd reception (GIBBONS, B. kick)  
ND: JONES, T. 4 yd reception (BRINDZA kick)

### Second Quarter

ND: BRINDZA 44 yd field goal  
MICH: GARDNER, D. 2 yd run  
ND: BRINDZA 24 yd field goal  
MICH: GIBBONS, B. 38 yd field goal  
MICH: GALLON, J. 12 yd reception (GIBBONS, B. kick)

### Third Quarter

ND: NIKLAS 20 yd reception (BRINDZA kick)  
MICH: GALLON, J. 13 yd reception (GIBBONS, B. kick)

### Fourth Quarter

ND: TUITT 0 yd interception return (BRINDZA kick)  
ND: BRINDZA 40 yd field goal  
MICH: DILEO, D. 4 yd reception (GIBBONS, B. kick)

## TEAM STATISTICS

Category	U-M	ND
FIRST DOWNS	25	23
RUSHES-YARDS (NET)	39-166	19-96
PASSING YDS (NET)	294	312
Passes Att-Comp-Int	21-33-1	29-53-2
TOTAL OFFENSE	460	410
Fumble Returns-Yards	0-0	0-0
Punt Returns-Yards	1-0	1-18
Kickoff Returns-Yard	8-484	7-449
Interceptions-Yards	2-30	1-0
Punts (Number-Avg)	3-31.3	2-40.0
Fumbles-Lost	1-0	0-0
Penalties-Yards	6-50	4-33
Possession Time	34:04	25:56
Third-Down Conv.	6-of-12	8-of-15
Fourth-Down Conv.	0-of-0	0-of-2
Red-Zone	4-of-4	3-of-5

## INDIVIDUAL STATISTICS

**RUSHING: ND** - CARLISLE 12-64; ATKINSON, G. 5-37; MCDANIEL 1-4. **MICH** - GARDNER, D. 13-82; TOUSSAINT, F. 22-71; GALLON, J. 1-14; NOR-FLEET, D. 1-1.

**PASSING: ND** - REES 29-51-2; TEAM 0-1-0. **MICH** - GARDNER, D. 21-33-1.

**RECEIVING: ND** - JONES 9-94; NIKLAS 6-76; DANIELS 6-63; BROWN, 3-28; CARLISLE 2-9; ATKINSON 1-16; PROSISE 1-16; ROBINSON 1-12. **MICH** - GALLON, J. 8-184; FUNCHES, D. 3-19; DILEO, D. 3-18; BUTT, J. 2-17; JACKSON, J. - 2-13; TOUSSAINT, F. 1-31; REYNOLDS, J. 1-10; NOR-FLEET, D. 1-2.





## GAME 3:

### Michigan vs. Akron

Michigan Stadium

September 14, 2013

107,120

	1st	2nd	3rd	4th	FINAL
Akron	3	0	7	14	24
Michigan	7	0	14	7	28

ANN ARBOR, Mich. -- The No. 11-ranked University of Michigan football team used a goal-line stand as time expired to hang on for a 28-24 win over Akron on Saturday, Sept. 14, in front of 107,120 at Michigan Stadium.

Senior/junior quarterback Devin Gardner went 16-for-30 with 248 yards and two touchdowns passing and accounted for 103 yards rushing with one touchdown. Fifth-year senior running back Fitzgerald Toussaint rushed for 71 yards and one touchdown, with fifth-year senior wide receiver Jeremy Gallon catching six passes for 66 yards and sophomore tight end Devin Funchess grabbing two passes for 65 yards and a touchdown.

On the defensive side of the ball, sophomore linebacker James Ross III led the way with 10 tackles, including one for a loss. Meanwhile, sophomore safety Jarrod Wilson and sophomore defensive back Blake Countess each recorded an interception.

Michigan wasted no time getting on the board, scoring on its sixth play of the day when Gardner found Funchess for a 48-yard touchdown with 10:29 remaining in the first quarter for a 7-0 lead.

Akron came up empty on its next offensive series but forced the Maize and Blue into a short punt of 21 yards on its next possession to start at U-M's 31-yard line. With the short field, the Zips cut the Wolverine lead to four, 7-3, on a 45-yard field goal from Robert Stein with 2:59 showing on the clock in the first quarter.

Following the exchange of scores, neither team put another point on the board for the rest of the half. Michigan turned the ball over three times and missed on a 45-yard field goal, with Akron turning the ball over once and missing on 45- and 55-yard field goals to give U-M a 7-3 lead at the break.

Starting at its own 27-yard line to start the second half, Michigan went three-and-out. After the 54-yard punt, Akron began its first possession of the second half at its own 25-yard line. The Zips orchestrated a 10-play drive, culminating in a Kyle Pohl 28-yard touchdown pass to Zach D'Orazio. Following the successful PAT from Robert Stein, Akron took a 10-7 lead with 9:56 to go in the third.

After having his first run of the drive called back for a holding penalty, Toussaint ripped off a 24-yard run from U-M's 36-yard line to jumpstart Michigan's second offensive series of the half. Following Toussaint's four-yard rush on the next play, Gardner scampered 36 yards for Michigan's second touchdown of the afternoon. With the good PAT from fifth-year senior Brendan Gibbons (West Palm Beach, Fla./Cardinal Newman), Michigan regained the lead, 14-10, with 8:13 remaining in the third.

The Wolverines forced an Akron punt on the ensuing possession, taking over at its own 15-yard line with 7:14 to go in the quarter. After Gardner fumbled and recovered on the first play of the drive for a loss of six yards, he took off for a 35-yard gain on the next play to advance to the 46-yard line. Five plays later, Gardner found sophomore/freshman wide receiver Jehu Chesson (St. Louis, Mo./Ladue Horton Watkins) for a 33-yard touchdown to increase Michigan's lead to 21-10 with 3:23 left in the third. Chesson's first career catch and TD.

Akron responded with its third interception of Gardner on the day to start the fourth quarter, with Justin March picking off Gardner and returning it 27 yards to the end zone just 14 seconds into the quarter. After converting the point after, Akron trimmed the Michigan lead to four points, 21-17.

With the Zips threatening to score on Michigan's two-yard line, Wilson picked off Pohl's pass in the end zone. U-M came up empty on its next possession, with Akron taking over at its 33-yard line. The Zips strung together an 11-play, 67-yard scoring drive to take a 24-21 lead with 4:10 remaining. After having a 40-yard pass originally ruled a touchdown overturned, Akron cashed in on third down from the one-yard line for the three-point advantage.

After his first pass of the drive was batted down on the next Michigan possession, Gardner took off on a 35-yard run to enter Akron territory. The Wolverines then took advantage of pass interference by Akron in the end zone, moving to the two-yard line. Toussaint then punched it in on first down, putting Michigan on top, 28-24, with 2:49 remaining.

Akron marched down the field on its final possession of the game, using three big plays to reach the Michigan one-yard line with 15 seconds left. Passes of 24 and 21 yards coupled with a rush of 19 yards set the Zips up a yard away from the end zone. A pitch to the right was unsuccessful on first down, leaving Akron with three yards and five seconds to score. Junior linebacker Brennen Beyer broke through the line untouched to rush Pohl, whose pass fell incomplete in the end zone as time expired.

## SCORING SUMMARY

### First Quarter

MICH: FUNCHESS, D. 48-yd reception (GIBBONS, B. kick)

AKRON: STEIN, R. 45-yd field goal

### Third Quarter

AKRON: D'ORAZIO, Z. 28-yd reception (STEIN, R. kick)

MICH: GARDNER, D. 36-yd run (GIBBONS, B. kick)

MICH: CHESSON, J. 33-yd receptions (GIBBONS, B. kick)

### Fourth Quarter

AKRON: MARCH, J. 27-yd INT return (STEIN, R. kick)

AKRON: GOODMAN, T. 1-yd receptions (STEIN, R. kick)

MICH: TOUSSAINT, F. 2-yd run (GIBBONS, B. kick)

## TEAM STATISTICS

Category	U-M	Akron
FIRST DOWNS	19	21
RUSHES-YARDS (NET)	177	107
PASSING YDS (NET)	248	311
Passes Att-Comp-Int	16-30-3	25-49-2
TOTAL OFFENSE	425	418
Fumble Returns-Yards	0-0	0-0
Punt Returns-Yards	1-9	2-9
Kickoff Returns-Yard	4-64	3-61
Interceptions-Yards	2-47	3-53
Punts (Number-Avg)	4-33.0	5-44.4
Fumbles-Lost	2-1	0-0
Penalties-Yards	5-45	5-38
Possession Time	26:44	33:16
Third-Down Conv.	3-of-10	9-of-18
Fourth-Down Conv.	0-of-0	0-of-1
Red-Zone	1-of-3	1-of-3

## INDIVIDUAL STATISTICS

**RUSHING:** AKRON - CHISHOLM, J. 15-58; HUNDLEY, C. 9-38; POHL, K. 3-11; BRODERICK, A. 1-3; JONES, D.J. 1-2. MICH: GARDNER, D. 10-103; TOUSSAINT, F. 19-71; GREEN, D. 1-3; CHESSON, J. 1-2.

**PASSING:** AKRON - POHL, K. 25-49-2. MICH: GARDNER, D. 16-30-3.

**RECEIVING:** AKRON: D'ORAZIO, Z. 6-97; SMITH, L.T. 5-125; PRATT, A. 3-24; CHISOHLM, J. 3-16; GOODMAN, T. 3-16; FRIESEN, D. 2-1; DILLARD, J. 1-24; TRAYLOR-BENN, M. 1-5; HUNDLEY, C. 1-3. MICH: GALLON, J. 6-66; FUNCHESS, D. 2-65; BUTT, J. 2-27; NORFLEET, D. 2-20; CHESSON, J. 1-33; TOUSSAINT, F. 1-27; HOUMA, S. 1-9; REYNOLDS, J. 1-1.



## GAME 4: Michigan at Connecticut Rentschler Field September 21, 2013 42,704

	1st	2nd	3rd	4th	FINAL
Michigan	7	0	7	10	24
Connecticut	0	14	7	0	21

East Hartford, Conn. -- The University of Michigan football team (No. 15 AP, No. 14 USA Today) came away with a 24-21 victory at Connecticut on Saturday, Sept. 21, overcoming a two-touchdown deficit with 17 unanswered points -- punctuated with a 21-yard field goal from senior kicker Brendan Gibbons with 4:36 to play -- in front of a record-breaking crowd at Rentschler Field.

Fifth-year senior running back Fitzgerald Toussaint scored two second-half touchdowns and rushed for 120 yards, marking the sixth time in his career he eclipsed 100 yards on the ground. U-M's rushing attack combined to compile nearly 200 yards and three scores, with senior/junior quarterback Devin Gardner contributing 64 yards and one touchdown.

On defense, junior linebacker Desmond Morgan came up with a leaping, one-handed interception and long return in the fourth that set up the second of Toussaint's two touchdowns. The Michigan front seven frequently found its way into the Connecticut backfield, led by junior defensive end Frank Clark, who recorded two of Michigan's season-best four sacks.

The Wolverines opened the scoring towards the end of the first quarter when a defensive pass interference call set up a third-down 17-yard touchdown run by Gardner. The U-M offense faced four third downs during the drive.

Connecticut followed up with a three-and-out and amassed just one first down in the first quarter.

After another UConn three-and-out and three straight U-M drives that ended with punts, the Huskies broke through when tight end Spencer Parker reeled in an 11-yard throw over the middle from quarterback Chandler Whitmer to draw the game even at seven apiece.

On Michigan's next possession, Gardner threw his second interception of the evening, but the Wolverine defense held strong. However, the resulting punt bounced off a U-M player and was recovered by Connecticut just nine yards from the Michigan end zone. Two plays later, Whitmer connected with running back Lyle McCombs for a seven-yard score, and the Huskies entered halftime up, 14-7.

Michigan received the ball to begin the second half, but on a quarterback sneak attempt on third-and-short, Gardner fumbled and Connecticut safety Ty-Meer Brown picked it up and ran 35 yards into the end zone to give the Huskies a two-touchdown lead.

The two sides traded short drives, before the U-M offense found its rhythm when Toussaint took a pitch from Gardner for a 35-yard touchdown, turning it into a one-score contest.


The home side responded by driving deep into Michigan territory, but a key sack by junior cornerback Raymon Taylor forced a long field goal attempt. The Huskies' kicker Chad Christen followed by hooking his 46-yard try wide left.

Following the miss, Michigan marched from its own 29-yard line deep into Connecticut territory, but a Gardner dash on fourth down came up just short.

On Connecticut's first possession in the fourth quarter, Morgan jumped and snared a throw across the middle from Whitner and returned it to the 12-yard line. On the following play, Toussaint got to the outside and into the end zone to tie the game at 21-all with 10 minutes remaining.

After another three-and-out by the Connecticut offense, senior wide receiver Drew Dileo's 24-yard punt return helped set up a 21-yard chip shot from Gibbons, who has converted 17 of his last 18 attempts, with 4:36 to go.

The Huskies had one last drive but were stymied, highlighted by Clark's second sack on the night.



### SCORING SUMMARY

#### First Quarter

MICH: GARDNER, D. 17-yd run (GIBBONS, B. kick)

#### Second Quarter

UConn: PARKER, S. 11-yd reception (CHRISTEN, C. kick)

UConn: MCCOMBS, L. 7-yd reception (CHRISTEN, C. kick)

#### Third Quarter

UConn: BROWN, T. 34-yd fumble recovery (CHRISTEN, C. kick)

MICH: TOUSSAINT, F. 35-yd run (GIBBONS, B. kick)

#### Fourth Quarter

MICH: TOUSSAINT, F. 12-yd run (GIBBONS, B. kick)

MICH: GIBBONS, B. 21-yd field goal

### TEAM STATISTICS

Category	U-M	UConn
FIRST DOWNS	19	12
RUSHES-YARDS (NET)	192	47
PASSING YDS (NET)	97	159
Passes Att-Comp-Int	11-23-2	16-32-1
TOTAL OFFENSE	289	206
Fumble Returns-Yards	0-0	1-34
Punt Returns-Yards	4-22	5-20
Kickoff Returns-Yard	2-45	0-0
Interceptions-Yards	1-29	2-0
Punts (Number-Avg)	5-42.4	8-38.1
Fumbles-Lost	4-2	2-0
Penalties-Yards	5-45	6-70
Possession Time	35:47	24:13
Third-Down Conv.	7-of-17	1-of-11
Fourth-Down Conv.	0-of-1	0-of-1
Red-Zone	3-of-3	2-of-2

### INDIVIDUAL STATISTICS

**RUSHING: MICH** - TOUSSAINT, F. 24-120; GARDNER, D. 19-64; NORFLEET, D. 2-14. **UConn** - MCCOMBS, L. 8-38; DELORENZO, M. 6-23; FOX, D. 2-16; HYPOLITE, M. 1-7.

**PASSING: MICH** - GARDNER, D. 11-23-2. **UConn** - WHITMER, C. - 16-31-1.

**RECEIVING: MICH** - GALLON, J. 4-31; CHESSON, J. 2-23; TOUSSAINT, F. 2-7; DILEO, D. 1-13; BUTT, J. 1-9. **UConn** - FOX, D. 5-60; DAVIS, G. 4-52; MCCOMBS, L. 3-3; MCQUILLAN, S. 2-27; PARKER, S. 2-17.

## GAME 5:

### Michigan vs. Minnesota

Michigan Stadium

October 5, 2013

111,079

1st ... 2nd ... 3rd ... 4th ... FINAL

Minnesota ..... 7 ..... 0 ..... 3 ..... 3 ..... 13

Michigan ..... 7 ..... 7 ..... 14 ..... 14 ..... 42

ANN ARBOR, Mich. -- Senior/junior quarterback Devin Gardner threw for 235 yards and two touchdowns, while sophomore tight end Devin Funchess set career highs in receptions (seven) and yards (151) to lead the University of Michigan football team to a 42-13 victory over Minnesota on Saturday (Oct. 5) inside Michigan Stadium to retain the Little Brown Jug. With the win, the Wolverines have won 31 of their last 32 Big Ten openers dating back to 1982.

Fifth-year senior running back Fitzgerald Toussaint rushed 17 times for 78 yards and two scores. Junior linebacker Desmond Morgan produced 10 tackles, while sophomore linebacker James Ross III contributed nine.

Michigan won the toss, deferred to the second half and caused a turnover on the first Minnesota possession, as senior Jibreel Black forced a fumble that was recovered by Ross III at Minnesota's 35-yard line. The offense ran the ball six consecutive times, culminating with an eight-yard touchdown scamper by Toussaint.

The Golden Gophers answered quickly, however, engineering a 16-play, 75-yard drive to knot up the score at 7-7 with 52 seconds left in the first quarter. Minnesota converted on all five third-down opportunities during the drive, which ended with a seven-yard touchdown pass from Mitch Leidner to Maxx Williams.

The second quarter was dominated by special teams. After Minnesota downed a punt at Michigan's own two-yard line, the Wolverines moved the ball down the field slightly before answering with a field-position play of their own, as junior Matt Wile booted a punt that was touched dead at the Golden Gophers' one-yard line. The Michigan defense forced a stop and took over the next drive at the Minnesota 38-yard line, setting the offense up with short field. Facing a third-and-14 from the 24-yard line and only 1:31 left on the clock before halftime, Gardner fired a touchdown pass to Funchess to put Michigan up 14-7 heading into the break.

The Wolverines opened up a two-touchdown lead to start the second half, moving 75 yards in nine plays. The key play of the drive once again came on a third-and-long situation, as Gardner hooked up with Funchess for a 21-yard gain to the Minnesota two-yard line. After the call on the field was confirmed via replay, freshman Derrick Green punched it in on the next play,

putting Michigan up 21-7 with 10:08 left in the third quarter.

Minnesota then got three points back on a 44-yard field goal by Chris Hawthorne with 4:26 left in the third quarter, cutting the lead to 21-10.

Michigan answered that field goal, however, with a 12-yard TD run by Toussaint, his second of the afternoon. Gardner made three plays to keep the drive alive, including back-to-back completions -- to senior Drew Dileo and fifth-year senior Jeremy Gallon -- that totaled 42 yards. Three plays after Gallon's reception, on a third-and-five, Gardner scrambled for 13 yards to the 12-yard line, setting up Toussaint's touchdown run on the next play to make the score 28-10 as the third quarter drew to a close.

With 10:07 to play in the game, Minnesota once again cut into the lead, as Hawthorne booted another field goal, this time from 27 yards, making the score 28-13.

Michigan put the game out of reach with two fourth-quarter touchdowns, the first of which was a two-yard touchdown run by Gardner with 2:36 to play. The Wolverines were faced with two third-and-longs on the drive, but Gardner connected with Funchess on both of them, the last being a 46-yard bomb to the Minnesota four-yard line. Three plays later, Gardner faked a handoff and rolled out to the right for the two-yard touchdown, giving Michigan a 35-13 lead. Just 1:17 later, junior/sophomore Blake Countess sealed the win with a pick-six, intercepting Leidner and returning it 72 yards for the touchdown, capping the scoring at 42-13.



## SCORING SUMMARY

### First Quarter

MICH: TOUSSAINT, F. 8-yd run (GIBBONS, B. kick)  
MINN: WILLIAMS, M. 7-yd reception (HAWTHORNE, C. kick)

### Second Quarter

MICH: FUNCHESS, D. 24-yd reception (GIBBONS, B. kick)

### Third Quarter

MICH: GREEN, D. 2-yd run (GIBBONS, B. kick)  
MINN: HAWTHORNE, C. 44-yd field goal  
MICH: TOUSSAINT, F. 12-yd run (GIBBONS, B. kick)

### Fourth Quarter

MICH: GARDNER, D. 2-yd run (GIBBONS, B. kick)  
MICH: COUNTLESS, B. 72-yd interception return (GIBBONS, B. kick)

## TEAM STATISTICS

Category	U-M	MINN
FIRST DOWNS	17	16
RUSHES-YARDS (NET)	35-113	41-136
PASSING YDS (NET)	235	145
Passes Att-Comp-Int	13-17-0	14-21-1
TOTAL OFFENSE	348	281
Fumble Returns-Yards	0-0	0-0
Punt Returns-Yards	2-13	1-18
Kickoff Returns-Yard	2-52	5-93
Interceptions-Yards	1-72	0-0
Punts (Number-Avg)	3-51.7	3-38.3
Fumbles-Lost	1-0	2-1
Penalties-Yards	2-10	6-35
Possession Time	26:12	33:48
Third-Down Conv.	10-of-13	8-of-15
Fourth-Down Conv.	0-of-0	1-of-1
Red-Zone	5-of-5	2-of-2

## INDIVIDUAL STATISTICS

**RUSHING: MINN** - LEIDNER, M. 18-66; WILLIAMS, R. 8-33; COBB, D. 7-22; GILLUM, J. 2-9; KIRKWOOD, D. 5-6; JONES, D. 1-0. **MICH** - TOUSSAINT, F. 17-78; GREEN, D. 10-23; GARDNER, D. 7-17.

**PASSING: MINN** - LEIDNER, M. 14-21-1. **MICH** - GARDNER, D. 13-17-0.

**RECEIVING: MINN** - WILLIAMS, M. 5-54; WOLITARSKY, D. 2-27; ENGEL, D. 2-22; COBB, D. 2-6; KIRKWOOD, D. 1-14; MEZZENGA, G. 1-12; WILLIAMS, R. 1-10. **MICH** - FUNCHESS, D. 7-151; CHESSON, J. 3-33; GALLON, J. 2-39; DILEO, D. 1-12.

## GAME 6:

**Michigan at Penn State**  
**Beaver Stadium**  
**October 12, 2013**  
**107,884**

	1st.....	2nd..	3rd ...	4th ...	OT	FINAL
Michigan	10 .....	0 .....	17 .....	7 .....	6 .....	40
Penn State	7 .....	14 .....	3 .....	10 .....	9 .....	43

STATE COLLEGE, Pa. -- The University of Michigan football team (No. 18 AP, No. 16 USA Today) was unable to hold on to a lead with less than a minute left in regulation and was outlasted by Penn State, 43-40, in four overtimes on Saturday night (Oct. 12) at Beaver Stadium.

A two-yard rushing touchdown by PSU running back Bill Belton gave the Nittany Lions the win after Michigan kicked a field goal on the first possession of the fourth overtime period.

Senior/junior quarterback Devin Gardner (Detroit, Mich./Inkster) totaled 361 yards and three total touchdowns, while sophomore tight end Frank Clark (Cleveland, Ohio/Glenville) recorded two sacks and recovered two fumbles, including one he returned for a touchdown.

The teams traded interceptions in the first quarter, with U-M's coming from sophomore safety Jarrod Wilson (Akron, Ohio/Akron Buchtel). Penn State's INT resulted in the game's first touchdown.

However, U-M responded in a hurry, as Gardner found sophomore tight end Devin Funchess (Farmington Hills, Mich./Harrison) for a 59-yard catch-and-run touchdown at 8:19 of the opening quarter.

Michigan then took the lead following fifth-year senior Brendan Gibbons' (West Palm Beach, Fla./Cardinal Newman) 47-yard field goal.

The Nittany Lions outscored U-M, 14-0, in the second quarter, thanks in part to two U-M turnovers, and carried a 21-10 lead into half.

On the first play from scrimmage of the second half, sophomore linebacker James Ross III (Orchard Lake, Mich./Saint Mary's Prep) forced a fumble that Clark returned 24 yards for a TD.

A few minutes later, junior cornerback Raymon Taylor (Highland Park, Ill./Highland Park) notched his second pick of the year in Penn State territory, setting up a 23-yard Gibbons FG.

Penn State then stretched the lead to four (24-20) with a 45-yard field goal.

A 16-yard TD catch from fifth-year senior wide-out Jeremy Gallon (Apopka, Fla./Apopka) -- his first since he recorded three earlier this season against Notre Dame (Sept. 7) -- returned the

lead to U-M.

That lead became 34-24 after Gardner found Funchess from 34 yards out with 10:28 to play in regulation.

A Penn State field goal brought the score back within seven at 34-27, and despite the Wolverines running the clock down to the one-minute mark, a delay-of-game penalty forced U-M to punt with a short field.

The Nittany Lions used three long passes and a sneak to tie the game with just 27 ticks left.

U-M had a chance to win it on a 52-yard try by Gibbons with a few ticks left, but it fell short.

Michigan won the toss and chose to begin the first overtime on defense, which forced PSU to a miss a field goal, but Gibbons' 40-yarder was blocked.

In OT two, the teams traded field goals, forcing a third overtime -- only the third in program history.

Clark recovered a fumble on the first Penn State play, but Gibbons' sixth attempt of the night, from 33 yards, sailed wide left.

The Wolverine offense opened with the ball, but a false start forced U-M into a long and unsuccessful third down, forcing U-M to settle for a 40-yard field goal.

Penn State's winning score followed a successful rush on fourth-and-one and a third-down pass interference call on Michigan, putting the ball on the Wolverines' two-yard line.



## SCORING SUMMARY

### First Quarter

PSU: Felder, B. 12-yd reception (FICKEN, S. kick)  
 MICH: Funchess, D. 59-yd reception (GIBBONS, B. kick)  
 MICH: Gibbons, B. 47-yd field goal

### Second Quarter

PSU: James, J. 20-yd reception (FICKEN, S. kick)  
 PSU: Felder, B. 24-yd reception (FICKEN, S. kick)

### Third Quarter

MICH: CLARK, F. 24-yd fumble return (GIBBONS, B. kick)  
 MICH: Gibbons, B. 23-yd field goal  
 PSU: Ficken, S. 45-yd field goal  
 MICH: Gallon, J. 16-yd reception (GIBBONS, B. kick)

### Fourth Quarter

MICH: Funchess, D. 37-yd reception (GIBBONS, B. kick)  
 PSU: Ficken, S. 43-yd field goal  
 PSU: Hackenberg, C. 1-yd run (FICKEN, S. kick)

### Overtime

MICH: Gibbons, B. 25-yd field goal  
 PSU: Ficken, S. 36-yd field goal  
 MICH: Gibbons, B. 40-yd field goal  
 PSU: Belton, B. 2-yd run

## TEAM STATISTICS

Category	U-M	PSU
FIRST DOWNS	21	24
RUSHES-YARDS (NET)	54-149	44-85
PASSING YDS (NET)	240	305
Passes Att-Comp-Int	15-29-2	23-45-2
TOTAL OFFENSE	389	390
Fumble Returns-Yards	1-24	0-0
Punt Returns-Yards	0-0	3-26
Kickoff Returns-Yard	6-154	2-39
Interceptions-Yards	2-5	2-32
Punts (Number-Avg)	6-40.8	4-44.8
Fumbles-Lost	2-1	2-2
Penalties-Yards	7-62	5-56
Possession Time	36:13	23:47
Third-Down Conv.	4-of-18	3-of-16
Fourth-Down Conv.	0-of-0	2-of-3
Red-Zone	2-of-3	5-of-6

## INDIVIDUAL STATISTICS

**RUSHING:** MICH - GARDNER, D. 24-121; TOUS-SAINT, F. 27-27; GREEN, D. 3-1. **PSU** - BELTON, B. 27-85; ZWINAK, Z. 8-24; TEAM 2 --2; ROBINSON, A. 1 --6; HACKENBERG, C. 6 --16.

**PASSING:** MICH - GARDNER, D. 15-28-2; TEAM 0-1-0. **PSU** - HACKENBERG, C. 23-44-2; TEAM 0-1-0.

**RECEIVING:** MICH - GALLON, J. 7-95; FUNCH-ESS, D. 4-112; DILEO, D. 1-13; CHESSON, J. 1-9; BUTT, J. 1-6; HAYES, J. 1-5. **PSU** - FELDER, B. 6-97; JAMES, J. 6-67; ROBINSON, A. 5-84; BELTON, B. 3-26. CARTER, K. 2-24; ANDERSON, R. 1-7.



## GAME 7:

### Michigan vs. Indiana

Michigan Stadium

October 19, 2013

109,503

1st ... 2nd ... 3rd ... 4th ... FINAL

Indiana ..... 7 ..... 10 ..... 23 ..... 7 ..... 47

Michigan ..... 14 ..... 14 ..... 14 ..... 21 ..... 63

ANN ARBOR, Mich. -- Behind record-setting performances from fifth-year senior wide receiver Jeremy Gallon and senior/junior quarterback Devin Gardner, the University of Michigan football team (NR AP, No. 24 ESPN/USA Today) outlasted Indiana, 63-47, in an offensive shootout on Saturday (Oct. 19) at Michigan Stadium. The Wolverines amassed a school-record 751 yards of total offense in the bowl-eligible-clinching win.

Gardner went 21-for-29 for a program-record 503 passing yards (averaging nearly 24 yards per completion) and tacked on an additional 81 rushing yards, totaling five touchdowns (3 rush, 2 pass). His 584 yards of total offense -- a new school record -- fell one yard short of the Big Ten total-offense record. Meanwhile, Gallon finished with 14 receptions for 369 yards and two touchdowns, establishing new Big Ten and school records for most receiving yards in a single game. His 369 yards are also the second-highest ever by an FBS receiver.

Fifth-year senior running back Fitzgerald Toussaint added 32 carries for 151 yards and four touchdowns, the sixth Michigan running back to accumulate at least four rushing TDs in a game. Defensively, sophomore Raymon Taylor led the team with nine tackles, while sophomore linebacker James Ross III had eight.

Leading 49-47 with 12:05 to play, Michigan drove the length of the field to the Indiana two-yard line, looking to add some insurance. But Gardner fumbled snap, and Indiana recovered. However, the Wolverines got it back three players later on fifth-year senior safety Thomas Gordon's first interception, which he returned 30 yards to the Hoosiers' five-yard line. On the ensuing possession, Gardner dropped back to pass, was forced to scramble and scampered six yards to make the score 56-47 with six minutes to play.

Down nine, the Hoosiers marched down the field, but another Gordon interception -- off a tip by freshman defensive back Jourdan Lewis -- ended the drive. The Wolverines kept the ball on the ground and ate up clock, finally icing the game on a Toussaint 27-yard touchdown run with 1:12 to play.

In the first half, the two teams traded touchdowns on multiple occasions. After Indiana opened up the scoring with a 59-yard pass

from Sudfeld to Cody Latimer, Michigan answered on a 13-yard option keeper by Gardner.

On the first play of U-M's next drive -- following an Indiana punt -- Gardner, from his own 19-yard line, connected with Gallon in the right flat on a screen pass that turned into a 70-yard gain. The next two running plays went for negative yards, setting up Michigan with a 3rd-and-17. On that play, Gardner hit Gallon again, this time for a 16-yard gain. At the two-yard line, the Wolverines elected to go for it, and Toussaint ran off left tackle for the score, putting the home team ahead, 14-7, with 4:33 left in the first.

The defense stopped Indiana again on the ensuing drive, and on a 2nd-and-15 from their own 36-yard line, the Wolverines' got a Gardner screen pass to Toussaint for 27 yards. Later in the drive, Gardner found Gallon twice -- for a total of 23 yards -- setting up a seven-yard Toussaint touchdown run to make the score 21-7 with 7:02 left in the half.

The Hoosiers cut the lead on the next drive, as quarterback Tre Roberson found Shane Wynn for a 33-yard touchdown. But the Wolverines responded by going 91 yards in 12 plays to go back up two scores. The Wolverines picked up six first downs on the drive, ending with a 21-yard touchdown pass from Gardner to Gallon.

The Hoosiers got the ball back with little time on the clock before halftime, but Mitch Ewald successfully made a 50-yard field goal, cutting the Michigan lead to 28-17 as the teams headed into the locker room.

Michigan got the ball to start the second half but turned it over on a fumble on the second play of the drive. Indiana took over on the Michigan five-yard line and scored on a two-yard Tevin Coleman touchdown run. Following that score, the two teams each traded quick-strike touchdowns on their respective possessions. After Michigan got the touchdown back courtesy of a Gardner-to-Gallon 50-yard connection, Indiana responded, as Roberson found a wide-open Wynn for five-yard touchdown pass. Following a Michigan punt, the U-M defense held the Hoosiers to a 23-yard field goal from Ewald to cut the lead to one at 35-34 with 6:17 to play in the third quarter.

Gallon then continued his big day, notching another 70-yard reception (his second of the day) to set up Michigan's next score, a two-yard Toussaint run (his third of the day). But Indiana answered again, as Kofi Hughes out-jumped Taylor for a Roberson pass, broke two tackles and streaked down the far sideline for a 67-yard touchdown. The two-point conversion was no good, however, keeping Michigan with a two-point lead at 42-40 as the fourth quarter began.

On the third play of the fourth quarter, Gardner added his second rushing touchdown of the game, before Roberson made the score 49-47 with 12:15 to go on a TD run, and Michigan pulled away.



## SCORING SUMMARY

### First Quarter

IND: LATIMER, C. 59-yd reception (EWALD, M. kick)

MICH: GARDNER, D. 13-yd run (GIBBONS, B. kick)

MICH: TOUSSAINT, F. 2-yd run (GIBBONS, B. kick)

### Second Quarter

MICH: TOUSSAINT, F. 7-yd run (GIBBONS, B. kick)

IND: WYNN, S. 33-yd reception (EWALD, M. kick)

MICH: GALLON, J. 21-yd reception (GIBBONS, B. kick)

IND: EWALD, M. 50-yd field goal

### Third Quarter

IND: COLEMAN, T. 2-yd run (EWALD, M. kick)

MICH: GALLON, J. 50-yd reception (GIBBONS, B. kick)

IND: WYNN, S. 5-yd reception (EWALD, M. kick)

IND: EWALD, M. 23-yd field goal

MICH: TOUSSAINT, F. 1-yd run

IND: HUGHES, K. 67-yd reception (two-point failed)

### Fourth Quarter

MICH: GARDNER, D. 6-yd run (GIBBONS, B. kick)

IND: ROBERSON, T. 15-yd run (EWALD, M. kick)

MICH: GARDNER, D. 6-yd run (GIBBONS, B. kick)

MICH: TOUSSAINT, F. 27-yd run (GIBBONS, B. kick)

## TEAM STATISTICS

Category	U-M	IU
FIRST DOWNS	35	28
RUSHES-YARDS (NET)	54-295	33-187
PASSING YDS (NET)	503	410
Passes Att-Comp-Int	21-29-0	24-43-2
TOTAL OFFENSE	751	572
Fumble Returns-Yards	0-0	1-13
Punt Returns-Yards	0-0	0-0
Kickoff Returns-Yard	6-121	5-101
Interceptions-Yards	2-41	0-0
Punts (Number-Avg)	2-36.5	4-36.5
Fumbles-Lost	2-2	0-0
Penalties-Yards	4-15	3-20
Possession Time	38:34	21:26
Third-Down Conv.	7-of-11	8-of-14
Fourth-Down Conv.	1-of-1	0-of-1
Red-Zone	6-of-8	4-of-4

## INDIVIDUAL STATISTICS

**RUSHING: IU** - COLEMAN, T. 11-78; ROBERSON, T. 11-50; HOUSTON, S. 8-45; ROBERTS, D. 2-1, SUDFELD, N. 1--12. **MICH** - TOUSSAINT, F. 32-151; GARDNER, D. 15-81; GREEN, D. 6-21; GALLON, J. 1--5.

**PASSING: IU** - ROBERSON, T. 16-23-1; SUDFELD, N. 8-19-1; TEAM 0-1-0. **MICH** - GARDNER, D. 21-29-0.

**RECEIVING: IU** - HUGHES, K. 6-138; LATIMER, C. 5-96; WYNN, S. 4-52; BOLSER, T. 3-41; STONER, N. 2-47; WILSON, D. 2-23; ROUNDTREE, I. 2-13. **MICH** - GALLON, J. 14-369; FUNCHESS, D. 4-84; JACKSON, J. 2-23; TOUSSAINT, F. 1-27.

## GAME 8:

### Michigan at Michigan State

Spartan Stadium

Nov. 2, 2013

76,306

1st ... 2nd ... 3rd ... 4th ... FINAL

Michigan..... 3 ..... 3 ..... 0 ..... 0 ..... 6

Michigan State ..... 3 ..... 10 ..... 3 ..... 13 ..... 29

EAST LANSING, Mich. -- The University of Michigan football team (No. 23 AP, No. 21 ESPN/USA Today) surrendered 23 unanswered points in a 29-6 loss at Michigan State (No. 24 AP, No. 24 ESPN/USA Today) on Saturday (Nov. 2) in the battle for the Paul Bunyan Trophy at Spartan Stadium.

A 97-yard Michigan State drive late in the fourth quarter -- punctuated by a Jeremy Langford 40-yard rushing touchdown -- sealed the MSU victory.

Senior/junior quarterback Devin Gardner passed for 210 yards, with sophomore/freshman wide receiver Jehu Chesson hauling in three passes for 82 yards, a new career high. Junior Raymon Taylor tallied 12 tackles and one interception on the defensive side of the ball.

Michigan opened the scoring on its first drive of the game, as junior kicker Matt Wile booted through a 49-yard field goal with 10:38 remaining in the first quarter. U-M drove 54 yards on its opening possession, with Gallon posting three receptions, including a 38-yard catch on the first play of the game.

Michigan State evened up the score at 3-3 with a field goal by Michael Geiger on its first offensive possession with 9:10 remaining in the quarter. Fullback Trevon Pendleton's 49-yard catch and run on MSU's first play took the Spartans deep into Wolverines territory to the 26-yard line.

The two teams traded punts and field position over the next four possessions while battling a steady rain that created slick field conditions. Michigan State then took its first lead of the game with 11:19 remaining in the second quarter on a 44-yard field goal by Geiger.


With 6:02 on the clock in the second, Michigan started a drive that went 57 yards on six plays, including a Chesson leaping 48-yard grab. That set up fifth-year senior kicker Brendan Gibbons' 39-yard field goal. The kick bounced off the right upright and caromed through for three points and a 6-6 tie.

The Spartans responded to close the second quarter, going 75 yards in 2:54 -- as Connor Cook found Bennie Fowler from 14 yards out for a TD with 23 seconds left in the half, which ended with MSU up, 13-6.

Poor field position plagued U-M throughout the game and especially in the second half. The Wolverines began their first three possessions in the third quarter from their own 19-, seven- and 10-yard lines. Taylor turned around the field position when he picked off Cook with 2:08 remaining in the third quarter and returned it 18 yards to the Spartans' 41-yard line. U-M was unable to capitalize, however, when Gardner was sacked on three consecutive plays.

On the ensuing MSU drive, Cook passed for 44 yards and plunged into the end zone from one yard out to put the Spartans up 22-6. Redshirt freshman Willie Henry blocked the extra-point try to keep the deficit at 16 points.

Michigan took the ball with 10:25 left in the game and moved it 53 yards to the MSU 20-yard line. The drive included a Gardner fourth-and-one rushing conversion, Chesson's two receptions for 24 yards and two catches for 13 yards by sophomore Devin Funchess, but with 6:23 left on the game clock, Darqueze Dennard snuffed the threat with an interception at the MSU three-yard line.



## SCORING SUMMARY

### First Quarter

MICH: WILE, M. 49-yd field goal  
MSU: GEIGER, M. 40-yd field goal

### Second Quarter

MSU: GEIGER, M. 44-yd field goal  
MICH: GIBBONS, B. 39-yd field goal  
MSU: FOWLER, B. 14-yd reception (GEIGER, M. kick)

### Third Quarter

MSU: GEIGER, M. 35-yd field goal

### Fourth Quarter

MSU: COOK, C. 1-yd run (GEIGER, M. kick)  
MSU: LANGFORD, J. 40-yd run (GEIGER, M. kick)

## TEAM STATISTICS

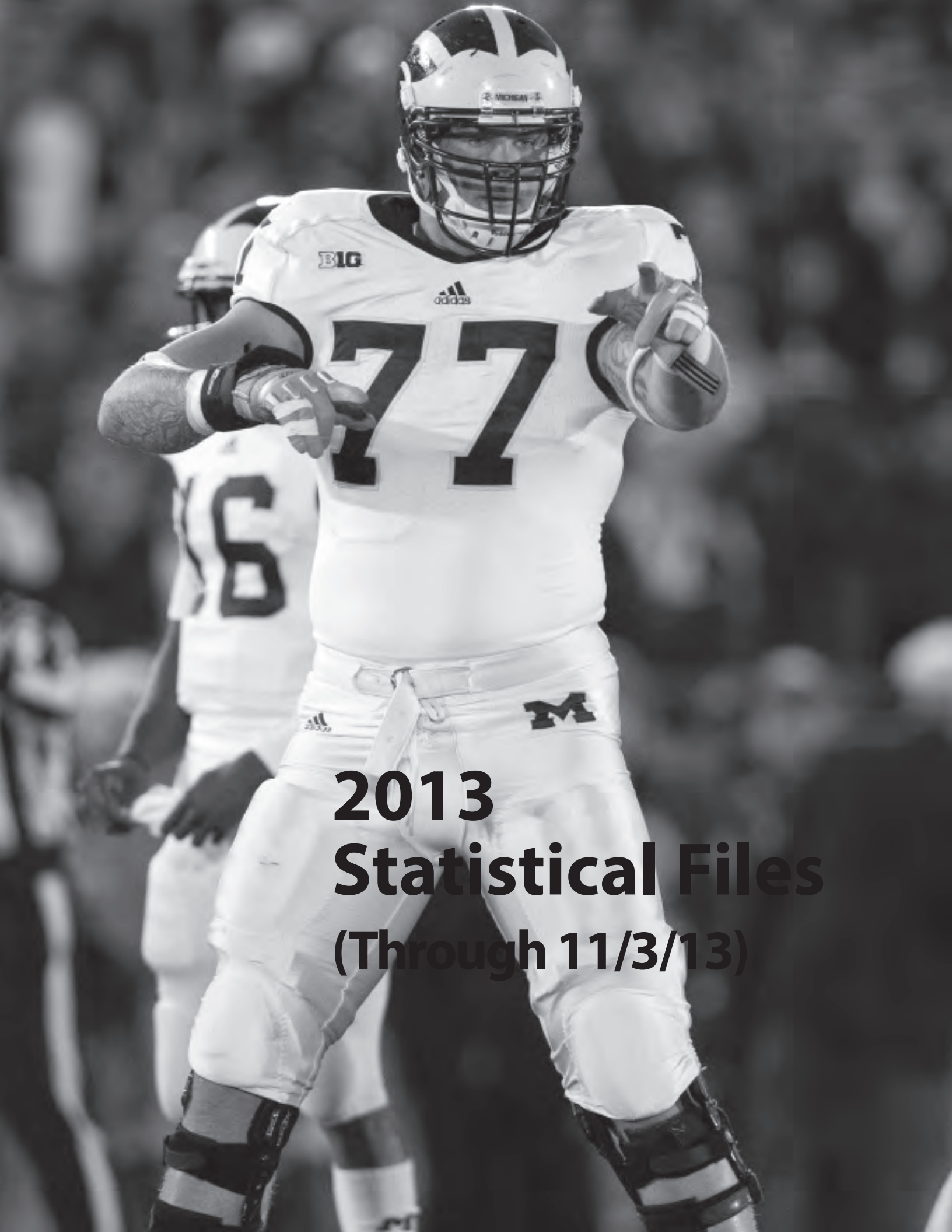
Category	U-M	MSU
FIRST DOWNS	12	19
RUSHES-YARDS (NET)	29 - -48	39-142
PASSING YDS (NET)	216	252
Passes Att-Comp-Int	15-30-1	18-33-1
TOTAL OFFENSE	168	394
Fumble Returns-Yards	0-0	0-0
Punt Returns-Yards	1-5	3-21
Kickoff Returns-Yard	5-117	2-58
Interceptions-Yards	1-17	1-0
Punts (Number-Avg)	8-40.9	5-40.8
Fumbles-Lost	3-0	0-0
Penalties-Yards	3-39	5-25
Possession Time	27:39	32:21
Third-Down Conv.	2-of-13	9-of-18
Fourth-Down Conv.	0-of-1	0-of-0
Red-Zone	1-of-2	3-of-3

## INDIVIDUAL STATISTICS

**RUSHING: MICH** - TOUSSAINT, F. 8-20; MORRIS, S. 1-0; TEAM 2- -22; GARDNER, D. 18 - -46. **MSU** - LANGFORD, J. 26-120; SHELTON, R.J. 2-38; WILLIAMS, D. 2-5; HILL, N. 1-2; TEAM 3 - -8; COOK, C. 5 - -15.

**PASSING: MICH** - GARDNER, D. 14-27-1; MORRIS, S. 1-3-0. **MSU** - COOK, C. 18-33-1.

**RECEIVING: MICH** - FUNCHESS, D. 6-65; GALLON, J. 5-67; CHESSON, J. 3-82; TOUSSAINT, F. 1-2. **MSU** - FOWLER, B. 6-75; LIPPETT, T. 5-62; PENDLETON, T. 2-14; KINGS, M. 2-14; GLEICHERT, A. 1-18; PRICE, J. 1-12; MUMPHERY, K. 1-9.



**2013  
Statistical Files  
(Through 11/3/13)**



**2013 Michigan Football**  
**Michigan Game Results (as of Nov 04, 2013)**  
**All games**

<b>Date</b>	<b>Opponent</b>		<b>Score</b>	<b>Overall</b>	<b>Conference</b>	<b>Time</b>	<b>Attend</b>
Aug 31, 2013	CENTRAL MICHIGAN	W	59-9	1-0	0-0	3:10	112618
Sep 07, 2013	NOTRE DAME	W	41-30	2-0	0-0	3:30	115109
Sep 14, 2013	AKRON	W	28-24	3-0	0-0	3:19	107120
Sep 21, 2013	at UConn	W	24-21	4-0	0-0	3:16	42704
* Oct 05, 2013	MINNESOTA	W	42-13	5-0	1-0	2:56	111079
* Oct 12, 2013	at Penn State	Lo	40-43	5-1	1-1	4:11	107884
* Oct 19, 2013	INDIANA	W	63-47	6-1	2-1	3:36	109503
* Nov 02, 2013	at #24 Michigan State	L	6-29	6-2	2-2	3:17	76306

2013 MICHIGAN WOLVERINES GAME-BY-GAME OFFENSE

	---1ST DOWNS---				DOWN CONV.		NET OFF		---RUSHING---			-----PASSING-----						-----TDs-----			FGs	FUM	PEN	PUNTS	
OPP	T	R	P	P	3RD	4TH	TOT	PL	TOT	ATT	AVG	NET	SA-YDS	ATT-COMP	TD	IN		R	P	Rt	M-A	No-Ls	No-Yds	No-Avg	TOP
CMU	22	9	11	2	10/15	2/2	463	68	242	47	5.1	221	1- 3	21-14	1	3		6	1	1	1-1	1-0	7-55	1-51.0	34:16
ND	25	11	11	3	6/12	0/0	460	72	166	39	4.3	294	1- 8	33-21	4	1		1	4	0	2-2	1-0	6-50	3-31.3	34:04
AKRON	19	8	10	1	3/10	0/0	425	62	177	32	5.5	248	1-10	30-16	2	3		2	2	0	0-1	2-1	5-45	4-33.0	26:44
AT CONN	19	11	6	2	7/17	0/1	289	72	192	49	3.9	97	3-24	23-11	0	2		3	0	0	1-1	4-2	5-45	5-42.4	35:47
MINN	17	7	10	0	10/13	0/0	348	52	113	35	3.2	235	1- 9	17-13	1	0		4	1	1	0-0	1-0	2-10	3-51.7	26:12
AT PSU	21	9	9	3	4/18	0/0	389	83	149	54	2.8	240	3-22	29-15	3	2		0	3	1	4-7	2-1	7-62	6-40.8	36:13
IND	35	15	20	0	7/11	1/1	751	83	248	54	4.6	503	2-22	29-21	2	0		7	2	0	0-1	2-2	4-15	2-36.5	38:34
AT MSU	12	2	9	1	2/14	0/1	168	59	-48	29	-1.7	216	7-49	30-15	0	1		0	0	0	2-2	3-0	3-39	8-40.9	27:39
NEB																									
AT NW																									
AT Iowa																									
OSU																									
TOTAL	170	72	86	12	49/110	3/5	3293	551	1239	339	3.7	2054	19-147	212-126	13	12		23	13	3	10-15	16-6	39-321	32-40.3	32:26

2013 MICHIGAN WOLVERINES GAME-BY-GAME DEFENSE

	---1ST DOWNS---				DOWN CONV.		NET OFF		---RUSHING---			-----PASSING-----						-----TDs-----			FGs	FUM	PEN	PUNTS	
OPP	T	R	P	P	3RD	4TH	TOT	PL	TOT	ATT	AVG	NET	SA-YDS	ATT-COMP	TD	IN		R	P	Rt	M-A	No-Ls	No-Yds	No-Avg	TOP
CMU	12	5	6	1	4/14	0/0	210	57	66	29	2.3	144	4-22	28-13	0	1		0	0	0	3-3	2-1	8-74	7-39.6	25:44
ND	23	7	16	0	8/15	0/2	410	72	96	19	5.1	314	1- 9	53-29	2	2		0	2	1	3-3	0-0	4-33	2-40.0	25:56
AKRON	21	6	14	1	9/18	0/1	418	79	107	30	3.6	311	0- 0	49-25	2	2		0	2	1	1-3	0-0	5-38	5-44.4	33:16
AT CONN	12	5	7	0	1/11	0/1	206	57	47	25	1.9	159	4-31	32-16	2	1		0	2	1	0-1	2-0	6-70	8-38.1	24:13
MINN	16	9	7	0	8/15	1/1	281	62	136	41	3.3	145	1- 3	21-14	1	1		0	1	0	2-2	2-1	6-35	3-38.3	33:48
AT PSU	24	6	16	2	3/16	2/3	390	89	85	44	1.9	305	4-16	45-23	3	2		2	3	0	3-5	2-2	5-56	4-44.8	23:47
IND	28	11	17	0	8/14	0/1	572	76	162	33	4.9	410	2-22	43-24	4	2		2	4	0	2-2	0-0	3-20	4-36.5	21:26
AT MSU	19	6	12	1	9/18	0/0	394	72	142	39	3.6	252	1-16	33-18	1	1		2	1	0	3-3	0-0	5-25	5-40.8	32:21
NEB																									
AT NW																									
AT Iowa																									
OSU																									
TOTAL	155	55	95	5	50/121	3/9	2881	564	841	260	3.2	2040	17-119	304-162	15	12		6	15	3	17-22	8-4	42-351	38-40.2	27:34

**2013 Michigan Football**  
**Michigan Overall Team Statistics (as of Nov 04, 2013)**  
**All games**

<b>Team Statistics</b>	<b>MICH</b>	<b>OPP</b>
SCORING	303	216
Points Per Game	37.9	27.0
FIRST DOWNS	170	155
Rushing	72	55
Passing	86	95
Penalty	12	5
RUSHING YARDAGE	1239	841
Yards gained rushing	1573	1028
Yards lost rushing	334	187
Rushing Attempts	339	260
Average Per Rush	3.7	3.2
Average Per Game	154.9	105.1
TDs Rushing	23	6
PASSING YARDAGE	2054	2040
Comp-Att-Int	126-212-12	162-304-12
Average Per Pass	9.7	6.7
Average Per Catch	16.3	12.6
Average Per Game	256.8	255.0
TDs Passing	13	15
TOTAL OFFENSE	3293	2881
Total Plays	551	564
Average Per Play	6.0	5.1
Average Per Game	411.6	360.1
KICK RETURNS: #-Yards	32-737	24-536
PUNT RETURNS: #-Yards	13-89	15-112
INT RETURNS: #-Yards	12-295	12-128
KICK RETURN AVERAGE	23.0	22.3
PUNT RETURN AVERAGE	6.8	7.5
INT RETURN AVERAGE	24.6	10.7
FUMBLES-LOST	16-6	8-4
PENALTIES-Yards	39-321	42-351
Average Per Game	40.1	43.9
PUNTS-Yards	32-1289	38-1528
Average Per Punt	40.3	40.2
Net punt average	36.2	36.3
KICKOFFS-Yards	55-3314	46-2853
Average Per Kick	60.3	62.0
Net kick average	37.8	38.4
TIME OF POSSESSION/Game	32:26	27:34
3RD-DOWN Conversions	49/110	50/121
3rd-Down Pct	45%	41%
4TH-DOWN Conversions	3/5	3/9
4th-Down Pct	60%	33%
SACKS BY-Yards	17-119	19-147
MISC YARDS	-3	-7
TOUCHDOWNS SCORED	39	24
FIELD GOALS-ATTEMPTS	10-15	17-22
ON-SIDE KICKS	0-0	0-0
RED-ZONE SCORES	(30-36) 83%	(23-27) 85%
RED-ZONE TOUCHDOWNS	(25-36) 69%	(14-27) 52%
PAT-ATTEMPTS	(39-39) 100%	(21-22) 95%
ATTENDANCE	555429	226894
Games/Avg Per Game	5/111086	3/75631
Neutral Site Games		0/0

<b>Score by Quarters</b>	<b>1st</b>	<b>2nd</b>	<b>3rd</b>	<b>4th</b>	<b>OT</b>	<b>Total</b>
Michigan	72	62	94	69	6	303
Opponents	37	57	53	60	9	216



# 2013 Michigan Football

## Michigan Individual Season/Career Statistics (as of Nov 02, 2013)

### All games

#### SEASON

Rushing	gp	att	gain	loss	net	avg	td	lg	avg/g
Toussaint, F.	8	163	667	72	595	3.7	11	35	74.4
Gardner, Devin	8	113	682	208	474	4.2	9	36	59.2
Green, Derrick	8	32	112	7	105	3.3	2	30	13.1
Norfleet, D.	8	4	53	0	53	13.2	0	38	6.6
Rawls, Thomas	8	3	14	2	12	4.0	1	9	1.5
Smith, De'Veon	7	7	13	1	12	1.7	0	4	1.7
Johnson, Drake	1	2	9	0	9	4.5	0	7	9.0
Gallon, Jeremy	8	2	14	5	9	4.5	0	14	1.1
Hayes, Justice	6	1	7	0	7	7.0	0	7	1.2
Chesson, Jehu	8	2	2	1	1	0.5	0	2	0.1
Morris, Shane	4	2	0	3	-3	-1.5	0	0	-0.8
TEAM	6	8	0	35	-35	-4.4	0	0	-5.8
Total	0	339	1573	334	1239	3.7	23	38	0.0
Opponents	0	260	1028	187	841	3.2	6	40	0.0

#### CAREER

Rushing	gp	att	gain	loss	net	avg	td	lg	avg/g
Toussaint, F.	36	488	2400	163	2237	4.6	26	65	62.1
Gardner, Devin	33	192	1001	352	649	3.4	18	36	19.7
Green, Derrick	8	32	112	7	105	3.3	2	30	13.1
Norfleet, D.	21	6	67	1	66	11.0	0	38	3.1
Rawls, Thomas	26	73	340	7	333	4.6	5	63	12.8
Smith, De'Veon	7	7	13	1	12	1.7	0	4	1.7
Johnson, Drake	1	2	9	0	9	4.5	0	7	9.0
Gallon, Jeremy	46	16	107	5	102	6.4	0	14	2.2
Hayes, Justice	12	19	99	9	90	4.7	1	24	7.5
Chesson, Jehu	8	2	2	1	1	0.5	0	2	0.1
Morris, Shane	4	2	0	3	-3	-1.5	0	0	-0.8

Passing	gp	effic	comp-att-int	pct	yds	td	lg	avg/g
Gardner, Devin	8	152.96	121-202-11	59.9	1989	13	70	248.6
Morris, Shane	4	94.00	5-9-1	55.6	65	0	36	16.2
TEAM	6	0.00	0-1-0	0.0	0	0	0	0.0
Total	0	149.73	126-212-12	59.4	2054	13	70	0.0
Opponents	0	118.05	162-304-12	53.3	2040	15	67	0.0

Receiving	gp	no.	yds	avg	td	lg	avg/g
Gallon, Jeremy	8	50	898	18.0	7	70	112.2
Funchess, Devin	8	29	557	19.2	4	59	69.6
Chesson, Jehu	8	10	180	18.0	1	58	22.5
Dileo, Drew	8	8	99	12.4	1	36	12.4
Toussaint, F.	8	7	93	13.3	0	31	11.6
Butt, Jake	8	7	67	9.6	0	14	8.4
Jackson, Jeremy	8	5	53	10.6	0	17	6.6
Norfleet, D.	8	5	37	7.4	0	15	4.6
Reynolds, Joe	7	3	56	18.7	0	45	8.0
Houma, Sione	8	1	9	9.0	0	9	1.1
Hayes, Justice	6	1	5	5.0	0	5	0.8
Total	0	126	2054	16.3	13	70	0.0
Opponents	0	162	2040	12.6	15	67	0.0

Total Offense	g	plays	rush	pass	total	avg/g
Gardner, Devin	8	315	474	1989	2463	307.9
Toussaint, F.	8	163	595	0	595	74.4
Green, Derrick	8	32	105	0	105	13.1
Morris, Shane	4	11	-3	65	62	15.5
Norfleet, D.	8	4	53	0	53	6.6
Smith, De'Veon	7	7	12	0	12	1.7
Rawls, Thomas	8	3	12	0	12	1.5
Johnson, Drake	1	2	9	0	9	9.0
Gallon, Jeremy	8	2	9	0	9	1.1
Hayes, Justice	6	1	7	0	7	1.2
Chesson, Jehu	8	2	1	0	1	0.1
TEAM	6	9	-35	0	-35	-5.8
Total	0	551	1239	2054	3293	0.0
Opponents	0	564	841	2040	2881	0.0

**2013 Michigan Football**  
**Michigan Individual Season/Career Statistics (as of Nov 02, 2013)**  
**All games**

SEASON							CAREER									
Scoring	td	fg	PAT				dxd	saf	pts	td	fg	PAT				pts
			kick	rush	rcv	pass						kick	rush	rcv	pass	
Toussaint, F.	11	-	-	-	-	-	-	-	66	28	-	-	-	-	-	168
Gibbons, B.	-	9-14	39-39	-	-	-	-	-	66	-	39-54	151-153	-	-	-	268
Gardner, Devin	9	-	-	-	-	-	-	-	54	22	-	-	-	0-1	-	132
Gallon, Jeremy	7	-	-	-	-	-	-	-	42	15	-	-	-	-	-	90
Funchess, Devin	4	-	-	-	-	-	-	-	24	9	-	-	-	-	-	54
Green, Derrick	2	-	-	-	-	-	-	-	12	2	-	-	-	-	-	12
Dileo, Drew	1	-	-	-	-	-	-	-	6	5	-	-	0-1	-	-	30
Chesson, Jehu	1	-	-	-	-	-	-	-	6	1	-	-	-	-	-	6
Reynolds, Joe	1	-	-	-	-	-	-	-	6	1	-	-	-	-	-	6
Rawls, Thomas	1	-	-	-	-	-	-	-	6	5	-	-	-	-	-	30
Countess, Blake	1	-	-	-	-	-	-	-	6	1	-	-	-	-	-	6
Clark, Frank	1	-	-	-	-	-	-	-	6	1	-	-	-	-	-	6
Wile, Matt	-	1-1	-	-	-	-	-	-	3	-	3-4	-	-	-	-	9
Total	39	10-15	39-39	-	-	-	-	-	303							
Opponents	24	17-22	21-22	-	-	0-1	-	-	216							

Punt Returns	no.	yds	avg	td	lg	no.	yds	avg	td	lg
Dileo, Drew	6	44	7.3	0	24	11	79	7.2	0	24
Norfleet, D.	3	-1	-0.3	0	2	5	52	10.4	0	42
Gallon, Jeremy	2	7	3.5	0	5	43	308	7.2	0	32
Jones, Da'Mario	1	0	0.0	0	0	1	0	0.0	0	0
Thomas, Dymonte	1	9	9.0	0	0	1	9	9.0	0	0
Reynolds, Joe	0	30	0.0	1	30	0	30	0.0	1	30
Total	13	89	6.8	1	30					
Opponents	15	112	7.5	0	18					

Kick Returns	no.	yds	avg	td	lg	no.	yds	avg	td	lg
Norfleet, D.	25	605	24.2	0	44	60	1432	23.9	0	44
Dileo, Drew	5	96	19.2	0	25	17	336	19.8	0	34
Chesson, Jehu	2	36	18.0	0	19	2	36	18.0	0	19
Total	32	737	23.0	0	44					
Opponents	24	536	22.3	0	50					

Interceptions	no.	yds	avg	td	lg	no.	yds	avg	td	lg
Countess, Blake	4	149	37.2	1	72	4	149	37.2	1	72
Taylor, Raymon	3	75	25.0	0	54	5	145	29.0	1	63
Gordon, Thomas	2	41	20.5	0	30	5	60	12.0	0	30
Wilson, Jarrod	2	1	0.5	0	1	2	1	0.5	0	1
Morgan, Desmond	1	29	29.0	0	29	1	29	29.0	0	29
Total	12	295	24.6	1	72					
Opponents	12	128	10.7	2	36					

Fumble Returns	no.	yds	avg	td	lg	no.	yds	avg	td	lg
Clark, Frank	1	24	24.0	1	24	1	24	24.0	1	24
Total	1	24	24.0	1	24					
Opponents	2	47	23.5	1	34					

**2013 Michigan Football**  
**Michigan Individual Season/Career Statistics (as of Nov 02, 2013)**  
**All games**

	SEASON								CAREER							
All Purpose	g	rush	rcv	pr	kr	ir	total	avg/g	g	rush	rcv	pr	kr	ir	total	avg/g
Gallon, Jeremy	8	9	898	7	0	0	914	114.2	46	102	2229	308	658	0	3297	71.7
Norfleet, D.	8	53	37	-1	605	0	694	86.8	21	66	37	52	1432	0	1587	75.6
Toussaint, F.	8	595	93	0	0	0	688	86.0	36	2237	188	0	28	0	2453	68.1
Funchess, Devin	8	0	557	0	0	0	557	69.6	21	0	791	0	0	0	791	37.7
Gardner, Devin	8	474	0	0	0	0	474	59.2	33	649	268	0	0	0	917	27.8
Dileo, Drew	8	0	99	44	96	0	239	29.9	40	14	554	79	336	0	983	24.6
Chesson, Jehu	8	1	180	0	36	0	217	27.1	8	1	180	0	36	0	217	27.1
Countess, Blake	8	0	0	0	0	149	149	18.6	21	0	0	0	0	149	149	7.1
Green, Derrick	8	105	0	0	0	0	105	13.1	8	105	0	0	0	0	105	13.1
Reynolds, Joe	7	0	56	30	0	0	86	12.3	24	0	78	30	0	0	108	4.5
Taylor, Raymon	8	0	0	0	0	75	75	9.4	31	0	0	0	0	145	145	4.7
Butt, Jake	8	0	67	0	0	0	67	8.4	8	0	67	0	0	0	67	8.4
Jackson, Jeremy	8	0	53	0	0	0	53	6.6	44	0	175	0	0	0	175	4.0
Gordon, Thomas	7	0	0	0	0	41	41	5.9	42	0	0	0	0	60	60	1.4
Morgan, Desmon	8	0	0	0	0	29	29	3.6	31	0	0	0	0	29	29	0.9
Hayes, Justice	6	7	5	0	0	0	12	2.0	12	90	5	0	0	0	95	7.9
Smith, De'Veon	7	12	0	0	0	0	12	1.7	7	12	0	0	0	0	12	1.7
Rawls, Thomas	8	12	0	0	0	0	12	1.5	26	333	6	0	0	0	339	13.0
Johnson, Drake	1	9	0	0	0	0	9	9.0	1	9	0	0	0	0	9	9.0
Thomas, Dymont	8	0	0	9	0	0	9	1.1	8	0	0	9	0	0	9	1.1
Houma, Sione	8	0	9	0	0	0	9	1.1	21	0	9	0	9	0	18	0.9
Wilson, Jarrod	8	0	0	0	0	1	1	0.1	21	0	0	0	0	1	1	0.0
Morris, Shane	4	-3	0	0	0	0	-3	-0.8	4	-3	0	0	0	0	-3	-0.8
TEAM	6	-35	0	0	0	0	-35	-5.8								
Total	0	1239	2054	89	737	295	4414	0.0								
Opponents	0	841	2040	112	536	128	3657	0.0								

Field Goals	att	good	long	blkd	att	good	long	blkd
Gibbons, B.	14	9	47	2	54	39	52	3
Wile, Matt	1	1	49	0	4	3	52	0
Total	15	10	49	2				
Opponents	22	17	50	0				

Punting	no.	yds	avg	lg	blk	no.	yds	avg	lg	blk
Wile, Matt	31	1238	39.9	55	0	60	2376	39.6	58	0
Allen, Kenny	1	51	51.0	51	0	1	51	51.0	51	0
Total	32	1289	40.3	55	0					
Opponents	38	1528	40.2	67	1					

Kickoffs	no.	yds	avg	tb	ob	no.	yds	avg	tb	ob
Wile, Matt	55	3314	60.3	28	3	211	13026	61.7	75	7
Total	55	3314	60.3	28	3					
Opponents	46	2853	62.0	14	0					



##	Defensive Leaders	gp	ua	a	total	tfl	sack	int	pbu	fr	ff	blk	gp	ua	a	total	tfl	sack	int	pbu	fr	ff	blk
6	Taylor, Raymon	8	37	19	56	1.5	0.5	3	8	.	.	.	31	71	32	103	1.5	0.5	5	9	1	.	.
48	Morgan, Desmond	8	27	28	55	3.5	1.0	1	3	.	.	.	31	94	105	199	13.0	2.5	1	6	1	.	.
15	Ross III, James	8	26	28	54	3.0	0.5	.	2	1	1	.	21	47	43	90	5.5	1.0	.	2	1	1	.
22	Wilson, Jarrod	8	21	16	37	1.0	.	2	2	.	.	.	21	25	20	45	1.0	.	2	2	1	.	.
18	Countess, Blake	8	17	14	31	2.0	.	4	3	.	.	.	21	47	28	75	3.5	.	4	9	.	1	.
35	Bolden, Joe	8	15	16	31	1.0	.	.	.	.	.	.	21	31	31	62	5.0	1.0	.	.	1	.	.
30	Gordon, Thomas	7	16	14	30	1.0	.	2	1	.	.	.	42	116	85	201	10.5	3.0	5	5	4	3	.
57	Clark, Frank	8	12	15	27	8.0	4.5	.	1	2	.	.	33	31	31	62	17.5	6.5	1	4	3	1	.
4	Gordon, Cameron	7	9	11	20	4.5	3.0	.	1	.	.	.	40	65	53	118	11.0	3.0	3	6	2	.	1
97	Beyer, Brennen	8	13	6	19	4.0	2.0	.	1	.	1	.	30	27	22	49	4.5	2.0	.	1	.	2	.
53	Ojemudia, Mario	8	11	6	17	1.5	1.5	.	.	.	.	.	17	19	9	28	4.0	2.5	1	.	1	1	.
26	Lewis, Jourdan	8	13	1	14	0.0	.	.	2	.	.	.	8	13	1	14	0.0	.	.	2	.	.	.
69	Henry, Willie	7	6	8	14	2.0	0.5	.	.	.	.	1	8	6	8	14	2.0	0.5	.	.	.	.	1
43	Wormley, Chris	8	7	5	12	3.5	1.5	.	1	.	.	.	8	7	5	12	3.5	1.5	.	1	.	.	.
8	Stribling, C.	8	10	2	12	0.0	.	.	.	.	1	.	8	10	2	12	0.0	.	.	.	.	1	.
76	Washington, Q.	8	3	8	11	0.0	.	.	.	.	.	.	43	19	27	46	3.0	1.0	.	.	.	1	1
55	Black, Jibreel	8	3	8	11	3.0	1.5	.	1	.	1	.	47	31	25	56	9.5	6.0	.	3	.	3	.
11	Avery, Courtney	6	3	8	11	0.5	0.5	.	.	.	.	.	45	56	36	92	5.0	1.5	2	8	3	3	.
47	Ryan, Jake	3	7	1	8	2.0	.	.	.	.	.	.	29	83	50	133	29.0	7.5	.	3	3	5	.
86	Chesson, Jehu	8	5	2	7	0.0	.	.	.	.	.	.	8	5	2	7	0.0	.	.	.	.	.	.
56	Pipkins, Ondre	5	1	6	7	0.5	.	.	.	.	.	.	18	3	11	14	1.0	.	.	.	.	.	.
92	Heitzman, Keith	7	3	3	6	0.5	.	.	.	.	.	.	19	5	8	13	1.5	.	.	.	1	.	.
42	Gedeon, Ben	8	2	3	5	0.0	.	.	.	.	.	.	8	2	3	5	0.0	.	.	.	.	.	.
14	Furman, Josh	5	3	2	5	0.0	.	.	.	.	.	.	29	13	10	23	0.0	.	.	.	.	.	1
52	Jenkins-S., R.	8	2	2	4	0.0	.	.	.	.	.	.	20	5	5	10	0.0	.	.	.	.	.	.
36	Kerridge, Joe	8	4	.	4	0.0	.	.	.	.	.	.	18	5	3	8	0.0	.	.	.	.	.	.
39	Houma, Sione	8	3	1	4	0.0	.	.	.	.	.	.	21	4	2	6	0.0	.	.	.	.	.	.
25	Thomas, Dymonte	8	3	1	4	0.0	.	.	.	.	1	.	8	3	1	4	0.0	.	.	.	.	.	1
99	Godin, Matthew	6	2	1	3	0.0	.	.	.	.	.	.	6	2	1	3	0.0	.	.	.	.	.	.
21	Gallon, Jeremy	8	2	1	3	0.0	.	.	.	.	.	.	46	6	2	8	0.0	.	.	.	.	.	.
50	Strobel, Tom	1	1	1	2	0.0	.	.	.	.	.	.	1	1	1	2	0.0	.	.	.	.	.	.
23	Norfleet, D.	8	2	.	2	0.0	.	.	.	.	.	.	21	3	.	3	0.0	.	.	.	.	.	.
24	Hollowell, D.	7	1	1	2	0.0	.	.	.	1	.	.	23	7	5	12	0.0	.	.	.	3	.	.
98	Gardner, Devin	8	2	.	2	0.0	.	.	.	.	.	.	33	2	.	2	0.0	.	.	.	.	.	.
45	Wile, Matt	8	1	1	2	0.0	.	.	.	.	.	.	34	5	1	6	0.0	.	.	.	.	.	.
44	Hill, Delano	8	.	1	1	0.0	.	.	.	.	.	.	8	.	1	1	0.0	.	.	.	.	.	.
61	Glasgow, Graham	8	1	.	1	0.0	.	.	.	.	.	.	13	1	.	1	0.0	.	.	.	.	.	.
17	Jackson, Jeremy	8	1	.	1	0.0	.	.	.	.	.	.	44	2	.	2	0.0	.	.	.	.	.	.
20	Johnson, Drake	1	1	.	1	0.0	.	.	.	.	.	.	1	1	.	1	0.0	.	.	.	.	.	.
87	Funchess, Devin	8	1	.	1	0.0	.	.	.	.	.	.	21	1	.	1	0.0	.	.	.	.	.	.
5D	Glanda, Jareth	8	.	1	1	0.0	.	.	.	.	.	.	28	.	3	3	0.0	.	.	.	.	.	.
28	Toussaint, F.	8	.	1	1	0.0	.	.	.	.	.	.	36	.	1	1	0.0	.	.	.	.	.	.
88	Butt, Jake	8	1	.	1	0.0	.	.	.	.	.	.	8	1	.	1	0.0	.	.	.	.	.	.
Total		0	298	242	540	43	17	12	26	4	4	2											
Opponents		0	344	202	546	66	19	12	14	6	6	2											

**2013 Michigan Football**  
**Michigan Team Game-by-Game (as of Nov 04, 2013)**  
**All games**

**TEAM STATISTICS**

		Rushing				Receiving				Passing				Kick Returns				Punt Returns				tot		
Date	Opponent	no.	yds	td	lg	no.	yds	td	lg	cmp	att	int	yds	td	lg	no.	yds	td	lg	no.	yds	td	lg	off
Aug 31	CENTRAL MICHIGAN	47	242	6	38	14	221	1	45	14-21-3	221	1	45	4	106	0	39	4	40	1	30		463	
Sep 07	NOTRE DAME	39	166	1	35	21	294	4	61	21-33-1	294	4	61	3	78	0	32	1	0	0	0		460	
Sep 14	AKRON	32	177	2	36	16	248	2	48	16-30-3	248	2	48	4	64	0	23	1	9	0	9		425	
Sep 21	at UConn	49	192	3	35	11	97	0	17	11-23-2	97	0	17	2	45	0	29	4	22	0	24		289	
Oct 05	MINNESOTA	35	113	4	14	13	235	1	46	13-17-0	235	1	46	2	52	0	29	2	13	0	9		348	
Oct 12	at Penn State	54	149	0	19	15	240	3	59	15-29-2	240	3	59	6	154	0	34	0	0	0	0		389	
Oct 19	INDIANA	54	248	7	27	21	503	2	70	21-29-0	503	2	70	6	121	0	44	0	0	0	0		751	
Nov 02	at Michigan State	29	-48	0	9	15	216	0	58	15-30-1	216	0	58	5	117	0	35	1	5	0	5		168	
Michigan		339	1239	23	38	126	2054	13	70	126-212-12	2054	13	70	32	737	0	44	13	89	1	30		3293	
		260	841	6	40	162	2040	15	67	162-304-12	2040	15	67	24	536	0	50	15	112	0	18		2881	

Games played: 8

Avg per rush: 3.7

Avg per catch: 16.3

Pass efficiency: 149.73

Kick ret avg: 23.0

Punt ret avg: 6.8

All purpose avg/game: 551.8

Total offense avg/gm: 411.6

		Tackles				Sacks	Fumble		Pass Defense			Blkd	PAT Attempts					
Date	Opponent	ua	a	total	tfl-yds	no-yds	ff	fr-yds	int-yds	qbh	brup	kick	kick	rush	rcv	saf	pts	
Aug 31	CENTRAL MICHIGAN	34	30	64	9.0-33	4.0-22	2	1-0	1-54	2	3	1	8-8	0	0	0	59	
Sep 07	NOTRE DAME	34	30	64	4.0-14	1.0-9	0	0-0	2-30	1	1	0	5-5	0	0	0	41	
Sep 14	AKRON	43	26	69	4.0-9	0.0-0	0	0-0	2-47	8	4	0	4-4	0	0	0	28	
Sep 21	at UConn	18	44	62	8.0-40	4.0-31	0	0-0	1-29	2	2	0	3-3	0	0	0	24	
Oct 05	MINNESOTA	46	24	70	3.0-8	1.0-3	1	1-0	1-72	3	2	0	6-6	0	0	0	42	
Oct 12	at Penn State	50	20	70	7.0-23	4.0-16	1	2-24	2-5	0	6	0	4-4	0	0	0	40	
Oct 19	INDIANA	43	18	61	3.0-25	2.0-22	0	0-0	2-41	3	5	0	9-9	0	0	0	63	
Nov 02	at Michigan State	30	50	80	5.0-24	1.0-16	0	0-0	1-17	3	3	1	0-0	0	0	0	6	
Michigan		298	242	540	43.0-176	17.0-119	4	4-24	12-295	22	26	2	39-39	0	0	0	303	
		344	202	546	66.0-280	19.0-147	6	6-47	12-128	21	14	2	21-22	0	0	0	216	

		Punting									Field Goals			Kickoffs				
Date	Opponent	no.	yds	avg	long	blkd	tb	fc	50+	i20	md-att	long	blkd	no.	yds	avg	tb	ob
Aug 31	CENTRAL MICHIGAN	1	51	51.0	51	0	0	1	1	0	1-1	30	0	10	646	64.6	5	0
Sep 07	NOTRE DAME	3	94	31.3	42	0	0	1	0	1	2-2	44	0	8	484	60.5	5	1
Sep 14	AKRON	4	132	33.0	54	0	0	0	1	0	0-1	0	0	5	314	62.8	2	0
Sep 21	at UConn	5	212	42.4	47	0	0	0	0	1	1-1	21	0	5	305	61.0	4	1
Oct 05	MINNESOTA	3	155	51.7	55	0	0	1	2	1	0-0	0	0	7	347	49.6	1	1
Oct 12	at Penn State	6	245	40.8	51	0	1	1	1	1	4-7	47	1	7	446	63.7	5	0
Oct 19	INDIANA	2	73	36.5	37	0	0	0	0	0	0-1	0	1	10	580	58.0	5	0
Nov 02	at Michigan State	8	327	40.9	49	0	0	3	0	2	2-2	49	0	3	192	64.0	1	0
Michigan		32	1289	40.3	55	0	1	7	5	6	10-15	49	2	55	3314	60.3	28	3
		38	1528	40.2	67	1	3	12	6	13	17-22	50	0	46	2853	62.0	14	0

**2013 Michigan Football**  
**Michigan Opponent Game-by-Game (as of Nov 04, 2013)**  
**All games**

**OPPONENT STATISTICS**

		Rushing				Receiving				Passing				Kick Returns				Punt Returns				tot		
Date	Opponent	no.	yds	td	lg	no.	yds	td	lg	cmp	att	int	yds	td	lg	no.	yds	td	lg	no.	yds	td	lg	off
Aug 31	CENTRAL MICHIGAN	29	66	0	15	13	144	0	43	13-28-1	144	0	43	5	108	0	27	0	0	0	0	0	0	210
Sep 07	NOTRE DAME	19	96	0	16	29	314	2	23	29-53-2	314	2	23	2	76	0	50	1	18	0	18	0	410	
Sep 14	AKRON	30	107	0	19	25	311	2	43	25-49-2	311	2	43	3	61	0	21	2	9	0	7	0	418	
Sep 21	at UConn	25	47	0	16	16	159	2	26	16-32-1	159	2	26	0	0	0	0	5	20	0	15	0	206	
Oct 05	MINNESOTA	41	136	0	18	14	145	1	18	14-21-1	145	1	18	5	93	0	45	1	18	0	18	0	281	
Oct 12	at Penn State	44	85	2	13	23	305	3	36	23-45-2	305	3	36	2	39	0	25	3	26	0	12	0	390	
Oct 19	INDIANA	33	162	2	20	24	410	4	67	24-43-2	410	4	67	5	101	0	40	0	0	0	0	0	572	
Nov 02	at Michigan State	39	142	2	40	18	252	1	49	18-33-1	252	1	49	2	58	0	36	3	21	0	12	0	394	
Opponents		260	841	6	40	162	2040	15	67	162-304-12	2040	15	67	24	536	0	50	15	112	0	18	0	2881	
		339	1239	23	38	126	2054	13	70	126-212-12	2054	13	70	32	737	0	44	13	89	1	30	0	3293	

Games played: 8  
 Avg per rush: 3.2  
 Avg per catch: 12.6  
 Pass efficiency: 118.05  
 Kick ret avg: 22.3  
 Punt ret avg: 7.5  
 All purpose avg/game: 457.1  
 Total offense avg/gm: 360.1

Date	Opponent	Tackles				Sacks no-yds	Fumble		Pass Defense			Blkd kick	PAT Attempts			saf	pts
		ua	a	total	tfl-yds		ff	fr-yds	int-yds	qbh	brup		kick	rush	rcv		
Aug 31	CENTRAL MICHIGAN	48	26	74	6.0-11	1.0-3	0	0-0	3-43	0	0	0	0-0	0	0	0	9
Sep 07	NOTRE DAME	46	20	66	8.0-27	1.0-8	0	0-0	1-0	3	3	0	3-3	0	0	0	30
Sep 14	AKRON	40	10	50	8.0-31	1.0-10	1	1-0	3-53	5	1	0	3-3	0	0	0	24
Sep 21	at UConn	40	34	74	10.0-52	3.0-24	3	2-34	2-0	3	1	0	3-3	0	0	0	21
Oct 05	MINNESOTA	37	18	55	5.0-13	1.0-9	0	0-0	0-0	2	0	0	1-1	0	0	0	13
Oct 12	at Penn State	42	48	90	11.0-44	3.0-22	1	1-0	2-32	0	3	1	4-4	0	0	0	43
Oct 19	INDIANA	60	22	82	7.0-37	2.0-22	0	2-13	0-0	1	3	1	5-5	0	0	0	47
Nov 02	at Michigan State	31	24	55	11.0-65	7.0-49	1	0-0	1-0	7	3	0	2-3	0	0	0	29
Opponents		344	202	546	66.0-280	19.0-147	6	6-47	12-128	21	14	2	21-22	0	0	0	216
		298	242	540	43.0-176	17.0-119	4	4-24	12-295	22	26	2	39-39	0	0	0	303

		Punting									Field Goals			Kickoffs				
Date	Opponent	no.	yds	avg	long	blkd	tb	fc	50+	i20	md-att	long	blkd	no.	yds	avg	tb	ob
Aug 31	CENTRAL MICHIGAN	7	277	39.6	67	1	1	0	2	3	3-3	33	0	4	247	61.8	0	0
Sep 07	NOTRE DAME	2	80	40.0	43	0	0	1	0	0	3-3	44	0	7	449	64.1	4	0
Sep 14	AKRON	5	222	44.4	58	0	0	1	1	2	1-3	45	0	5	263	52.6	1	0
Sep 21	at UConn	8	305	38.1	50	0	0	4	1	2	0-1	0	0	4	255	63.8	2	0
Oct 05	MINNESOTA	3	115	38.3	43	0	0	0	0	1	2-2	44	0	4	260	65.0	2	0
Oct 12	at Penn State	4	179	44.8	66	0	2	1	1	0	3-5	45	0	7	431	61.6	1	0
Oct 19	INDIANA	4	146	36.5	40	0	0	2	0	2	2-2	50	0	8	507	63.4	2	0
Nov 02	at Michigan State	5	204	40.8	51	0	0	3	1	3	3-3	44	0	7	441	63.0	2	0
Opponents		38	1528	40.2	67	1	3	12	6	13	17-22	50	0	46	2853	62.0	14	0
		32	1289	40.3	55	0	1	7	5	6	10-15	49	2	55	3314	60.3	28	3



### Michigan Inside Opponent Red-Zone

### Opponents Inside Michigan Red-Zone

				Times	Times	Total		Rush	Pass	FGs	Failed to score inside RZ					
Date	Opponent	Score		In RZ	Scored	Pts	TDs	TDs	TDs	Made	FGA	Down	Int	Fumb	Half	Game
Aug 31, 2013	CENTRAL MICHIGAN	W	59-9	3	3	9	0	0	0	3	0	0	0	0	0	0
Sep 07, 2013	NOTRE DAME	W	41-30	5	3	17	2	0	2	1	0	1	1	0	0	0
Sep 14, 2013	AKRON	W	28-24	3	1	7	1	0	1	0	0	1	1	0	0	0
Sep 21, 2013	at UConn	W	24-21	2	2	14	2	0	2	0	0	0	0	0	0	0
Oct 05, 2013	MINNESOTA	W	42-13	2	2	10	1	0	1	1	0	0	0	0	0	0
Oct 12, 2013	at Penn State	L	40-43	5	5	27	3	1	2	2	0	0	0	0	1	0
Oct 19, 2013	INDIANA	W	63-47	4	4	24	3	2	1	1	0	0	0	0	0	0
Nov 02, 2013	at Michigan State	L	6-29	3	3	16	2	1	1	1	0	0	0	0	0	0
Totals				27	23	124	14	4	10	9	0	2	2	0	1	0
23 of 27 (85.2%)																

# MICHIGAN SINGLE GAME BESTS

## INDIVIDUAL GAME HIGHS

---

**Rushing Attempts:** 32, Toussaint vs. Indiana (Oct. 19)  
**Rushing Yards:** 151, Toussaint vs. Indiana (Oct. 19)  
**Rushing TDs:** 4, Toussaint vs. Indiana (Oct. 19)  
**Pass Attempts:** 33, Gardner vs. Notre Dame (Sept. 7)  
**Pass Completions:** 21, Gardner vs. Notre Dame (Sept. 7)/ vs. Indiana (Oct. 19)  
**Passing Yards:** 503, Gardner vs. Indiana (Oct. 19)  
**Passing TDs:** 4, Gardner vs. Notre Dame (Sept. 7)  
**Receptions:** 14, Gallon vs. Indiana (Oct. 19)  
**Receiving Yards:** 369, Gallon vs. Indiana (Oct. 19)  
**Receiving TDs:** 3, Gallon vs. Notre Dame (Sept. 7)  
**Total Plays:** 52, Gardner at Penn State (Oct. 12)  
**Total Yards:** 581, Gardner vs. Indiana (Oct. 19)  
**Points Kicking:** 16, Gibbons at Penn State (Oct. 12)  
**Field Goals Made:** 4, Gibbons at Penn State (Oct. 12)  
**Field Goals Attempted:** 7, Gibbons at Penn State (Oct. 12)  
**PATs Attempted:** 9, Gibbons vs. Indiana (Oct. 19)  
**PATs Made:** 9, Gibbons vs. Indiana (Oct. 19)  
**Punting Attempts:** 8, Wile at Michigan State (Nov. 2)  
**Punting Yards:** 327, Wile at Michigan State (Nov. 2)  
**Punting Average (min. 2 attempts):** 51.7, Wile vs. Minnesota (Oct. 5)  
**Punt Returns:** 3, Dileo at Connecticut (Sept. 21)  
**Punt Return Yards:** 22, Dileo at Connecticut (Sept. 21)  
**Kickoff Returns:** 6, Norfleet vs. Indiana (Oct. 19)  
**Kickoff Return Yards:** 121, Norfleet vs. Indiana (Oct. 19)  
**Interceptions:** 2, Countess vs. Notre Dame (Sept. 7)/T. Gordon vs. Indiana (Oct. 19)  
**Interception Yards:** 72, Countess vs. Minnesota (Oct. 5)  
**Tackles:** 12, Taylor at Michigan State (Nov. 2)  
**Solo Tackles:** 9, Taylor vs. Notre Dame (Sept. 7)  
**Tackles for Loss Yardage:** 12, Clark vs. Indiana (Oct. 19)  
**Sacks: 2.0,** C. Gordon vs. Central Mich. (Aug. 31), F. Clark at Penn State (Oct. 12)  
**Sack Yardage:** 12, Clark vs. Indiana (Oct. 19)  
**Pass Breakups:** 4, Taylor vs. Indiana (Oct. 19)

## TEAM GAME HIGHS

---

**Rushing Attempts:** 54 at Penn State (Oct. 12)/ vs. Indiana (Oct. 19)  
**Rushing Yards:** 248 vs. Indiana (Oct. 19)  
**Rushing TDs:** 7 vs. Indiana (Oct. 19)  
**Yards Per Rush:** 5.5 vs. Akron (Sept. 14)  
**Passing Attempts:** 33 vs. Notre Dame (Sept. 7)  
**Passing Completions:** 21 vs. Notre Dame (Sept. 7)/ vs. Indiana (Oct. 19)  
**Passing Yards:** 503 vs. Indiana (Oct. 19)  
**Passing TDs:** 4 vs. Notre Dame (Sept. 7)  
**Yards Per Completion:** 24.0 vs. Indiana (Oct. 19)  
**Total Plays:** 83 at Penn State (Oct. 12)/ vs. Indiana (Oct. 19)  
**Total Yards:** 751 vs. Indiana (Oct. 19)  
**Yards Per Play:** 9.0 vs. Indiana (Oct. 19)  
**Points:** 63 vs. Indiana (Oct. 19)  
**Touchdowns Scored:** 9 vs. Indiana (Oct. 19)  
**Field Goals Attempted:** 7 at Penn State (Oct. 12)  
**Field Goals Made:** 4 at Penn State (Oct. 12)  
**PATs Attempted:** 9 vs. Indiana (Oct. 19)  
**PATs Made:** 9 vs. Indiana (Oct. 19)  
**Punting Attempts:** 8 at Michigan State (Nov. 2)  
**Punting Yards:** 327 at Michigan State (Nov. 2)  
**Punting Average (min 2 attempts):** 51.7 vs. Minnesota (Oct. 5)  
**Punt Return Attempts:** 4 at Connecticut (Sept. 21)  
**Punt Return Yards:** 22 at Connecticut (Sept. 21)  
**Kickoff Return Attempts:** 6 at Penn State (Oct. 12)/ vs. Indiana (Oct. 19)  
**Kickoff Return Yards:** 154 at Penn State (Oct. 12)  
**Interceptions:** 2 vs. Notre Dame (Sept. 7)/ vs. Akron (Sept. 14)/ at Penn State (Oct. 12)/ vs. Indiana (Oct. 19)  
**Interception Yards:** 72 vs. Minnesota (Oct. 5)  
**Turnovers Gained:** 4 at Penn State (Oct. 12)  
**Turnovers Lost:** 4 vs. Akron (Sept. 14)/ at Connecticut (Sept. 21)  
**Sacks:** 4, vs. Central Mich. (Aug. 31)/ at Penn State (Oct. 12)  
**Sacks Against:** 7 at Michigan State (Nov. 2)  
**First Downs:** 35 vs. Indiana (Oct. 19)  
**Penalties:** 7, vs. Central Mich. (Aug. 31)  
**Penalty Yards:** 62 at Penn State (Oct. 12)

## INDIVIDUAL GAME HIGHS

**Rushing Attempts:** 27, Belton at Penn State (Oct. 12)  
**Rushing Yards:** 120, Langford at Michigan State (Nov. 2)  
**Rushing TDs:** 1, six times, last at Michigan State (Nov. 2)  
**Pass Attempts:** 51, Rees vs. Notre Dame (Sept. 7)  
**Pass Completions:** 29, Rees vs. Notre Dame (Sept. 7)  
**Passing Yards:** 314, Rees vs. Notre Dame (Sept. 7)  
**Passing TDs:** 3, Hackenberg at Penn State (Oct. 12)/Roberson vs. Indiana (Oct. 19)  
**Receptions:** 9, Jones vs. Notre Dame (Sept. 7)  
**Receiving Yards:** 138, K. Hughes vs. Indiana (Oct. 19)  
**Receiving TDs:** 2, Felder at Penn State (Oct. 12)/Wynn vs. Indiana (Oct. 19)  
**Total Plays:** 52, Rees vs. Notre Dame (Sept. 7)/ vs. Akron (Sept. 14)  
**Total Yards:** 338, Roberson vs. Indiana (Oct. 19)  
**Points Kicking:** 13, Ficken at Penn State (Oct. 12)  
**Field Goals Made:** 3, Coluzzi vs. Central Mich. (Aug. 31)/Brindza vs. Notre Dame (Sept. 7)/Ficken at Penn State (Oct. 12)/Geiger at Michigan State (Nov. 2)  
**Field Goals Attempted:** 5, Ficken at Penn State (Oct. 12)  
**PATs Attempted:** 5, Ewald vs. Indiana (Oct. 19)  
**PATs Made:** 5, Ewald vs. Indiana (Oct. 19)  
**Punting Attempts:** 8, Wagner at Connecticut (Sept. 21)  
**Punting Yards:** 305, Wagner at Connecticut (Sept. 21)  
**Punting Average (min. 2 attempts):** 46.2, Hogan vs. Central Mich. (Aug. 31)  
**Punt Returns:** 5, LeMelle at Connecticut (Sept. 21)  
**Punt Return Yards:** 26, Della Valle at Penn State (Oct. 12)  
**Kickoff Returns:** 4, D. Davis vs. Central Mich. (Aug. 31)  
**Kickoff Return Yards:** 88, D. Davis vs. Central Mich. (Aug. 31)  
**Interceptions:** 2, March vs. Akron (Sept. 14)  
**Interception Yards:** 36, Wilson vs. Central Mich. (Aug. 31)  
**Tackles:** 13, Smallwood at Connecticut (Sept. 21)  
**Solo Tackles:** 10, Heban vs. Indiana (Oct. 19)  
**Tackles for Loss Yardage:** 20, Allen at Michigan State (Nov. 2)  
**Sacks:** 2.5, Olaniyan at Penn State (Oct. 12)/Calhoun, Davis at Michigan State (Nov. 2)  
**Sack Yardage:** 18, Olaniyan at Penn State (Oct. 12)/Allen at Michigan State (Nov. 2)  
**Pass Breakups:** 2, Olaniyan at Penn State (Oct. 12)/ Bennett vs. Indiana (Oct. 19)

## TEAM GAME HIGHS

**Rushing Attempts:** 44 at Penn State (Oct. 12)  
**Rushing Yards:** 162 vs. Indiana (Oct. 19)  
**Rushing TDs:** 2 at Penn State (Oct. 12)/ vs. Indiana (Oct. 19)/ at Michigan State (Nov. 2)  
**Yards Per Rush:** 5.1 vs. Notre Dame (Sept. 7)  
**Passing Attempts:** 53 vs. Notre Dame (Sept. 7)  
**Passing Completions:** 29 vs. Notre Dame (Sept. 7)  
**Passing Yards:** 410 vs. Indiana (Oct. 19)  
**Passing TDs:** 4 vs. Indiana (Oct. 19)  
**Yards Per Completion:** 17.1 vs. Indiana (Oct. 19)  
**Total Plays:** 89 at Penn State (Oct. 12)  
**Total Yards:** 572 vs. Indiana (Oct. 19)  
**Yards Per Play:** 7.5 vs. Indiana (Oct. 19)  
**Points:** 47 vs. Indiana (Oct. 19)  
**Touchdowns Scored:** 6 vs. Indiana (Oct. 19)  
**Field Goals Attempted:** 5 at Penn State (Oct. 12)  
**Field Goals Made:** 3, vs. Central Mich. (Aug. 31)/ vs. Notre Dame (Sept. 7)/ at Penn State (Oct. 12)  
**PATs Attempted:** 5 vs. Indiana (Oct. 19)  
**PATs Made:** 5 vs. Indiana (Oct. 19)  
**Punting Attempts:** 8 at Connecticut (Sept. 21)  
**Punting Yards:** 305 at Connecticut (Sept. 21)  
**Punting Average (min 2 attempts):** 44.8 at Penn State (Oct. 12)  
**Punt Return Attempts:** 5 at Connecticut (Sept. 21)  
**Punt Return Yards:** 26 at Penn State (Oct. 12)  
**Kickoff Return Attempts:** 5, vs. Central Mich. (Aug. 31)/ vs. Minnesota (Oct. 5)/ vs. Indiana (Oct. 19)  
**Kickoff Return Yards:** 108, vs. Central Mich. (Aug. 31)  
**Interceptions:** 3, vs. Central Mich. (Aug. 31)/ vs. Akron (Sept. 14)  
**Interception Yards:** 53 vs. Akron (Sept. 14)  
**Turnovers Gained:** 4 vs. Akron (Sept. 14)/ at Connecticut (Sept. 21)  
**Turnovers Lost:** 4 at Penn State (Oct. 12)  
**Sacks:** 7 at Michigan State (Nov. 2)  
**Sacks Against:** 4, vs. Central Mich. (Aug. 31)/ at Connecticut (Sept. 21)/ at Penn State (Oct. 12)  
**First Downs:** 28 vs. Indiana (Oct. 19)  
**Penalties:** 8, vs. Central Mich. (Aug. 31)  
**Penalty Yards:** 74, vs. Central Mich. (Aug. 31)



# 2013 MICHIGAN SCORING DRIVES/PLAYS

## 2013 MICHIGAN SCORING DRIVES

OPPONENT	PLAYS	YARDS	TOP	RESULT	QTR	PLAY
Central Michigan		30		TD	1	Joe Reynolds 30-yard blocked punt return (Brendan Gibbons kick)
Central Michigan	6	77	2:06	TD	1	Devin Gardner 22-yard run (Brendan Gibbons kick)
Central Michigan	10	73	5:50	TD	2	Fitz Toussaint 1-yard run (Brendan Gibbons kick)
Central Michigan	11	76	6:09	TD	2	Jeremy Gallon 16-yard pass from Devin Gardner (Brendan Gibbons kick)
Central Michigan	3	12	:41	TD	2	Devin Gardner 4-yard run (Brendan Gibbons kick)
Central Michigan	6	75	3:00	TD	3	Fitz Toussaint 2-yard run (Brendan Gibbons kick)
Central Michigan	10	55	5:49	TD	3	Derrick Green 1-yard run (Brendan Gibbons kick)
Central Michigan	8	81	3:05	TD	3	Thomas Rawls 5-yard run (Brendan Gibbons kick)
Central Michigan	7	15	3:42	FG	4	Brendan Gibbons 30-yard FG
Notre Dame	10	41	4:42	FG	1	Brendan Gibbons 44-yard FG
Notre Dame	3	77	1:23	TD	1	Jeremy Gallon 61-yard pass from Devin Gardner (Brendan Gibbons kick)
Notre Dame	12	75	5:22	TD	2	Devin Gardner 2-yard run (Brendan Gibbons kick)
Notre Dame	7	42	3:53	FG	2	Brendan Gibbons 38-yard FG
Notre Dame	4	23	0:20	TD	2	Jeremy Gallon 12-yard pass from Devin Gardner (Brendan Gibbons kick)
Notre Dame	7	78	3:01	TD	3	Jeremy Gallon 13-yard pass from Devin Gardner (Brendan Gibbons kick)
Notre Dame	10	75	4:57	TD	4	Drew Dileo 4-yard pass from Devin Gardner (Brendan Gibbons kick)
Akron	6	75	3:02	TD	1	Devin Funchess 48-yard pass from Devin Gardner (Brendan Gibbons kick)
Akron	4	57	1:43	TD	3	Devin Gardner 36-yard run (Brendan Gibbons kick)
Akron	9	86	3:51	TD	3	Jehu Chesson 33-yard pass from Devin Gardner (Brendan Gibbons kick)
Akron	4	70	1:21	TD	4	Fitz Toussaint 2-yard run (Brendan Gibbons kick)
Connecticut	11	69	5:43	TD	1	Devin Gardner 17-yard run (Brendan Gibbons kick)
Connecticut	9	75	4:23	TD	3	Fitz Toussaint 35-yard run (Brendan Gibbons kick)
Connecticut	1	12	:06	TD	4	Fitz Toussaint 12-yard run (Brendan Gibbons kick)
Connecticut	8	36	3:35	FG	4	Brendan Gibbons 21-yard FG
Minnesota	6	35	2:54	TD	1	Fitz Toussaint 8-yard run (Brendan Gibbons kick)
Minnesota	4	38	1:10	TD	2	Devin Funchess 24-yard pass from Devin Gardner (Brendan Gibbons kick)
Minnesota	9	75	4:52	TD	3	Derrick Green 2-yard run (Brendan Gibbons kick)
Minnesota	8	75	4:15	TD	3	Fitz Toussaint 12-yard run (Brendan Gibbons kick)
Minnesota	9	69	4:26	TD	4	Devin Gardner 2-yard run (Brendan Gibbons kick)
Minnesota				TD	4	Blake Countess 72-yard interception return (Brendan Gibbons kick)
Penn State	3	86	1:13	TD	1	Devin Funchess 59-yard pass from Devin Gardner (Gibbons kick)
Penn State	5	23	2:49	FG	1	Brendan Gibbons 47-yard FG
Penn State				TD	3	Frank Clark 24-yard fumble recovery (Gibbons kick)
Penn State	5	19	1:52	FG	3	Brendan Gibbons 23-yard FG
Penn State	9	73	3:47	TD	3	Jeremy Gallon 16-yard pass from Devin Gardner (Gibbons kick)
Penn State	5	70	2:41	TD	4	Devin Funchess 37-yard pass from Devin Gardner (Gibbons kick)
Penn State				FG	2OT	Brendan Gibbons 25-yard FG
Penn State				FG	4OT	Brendan Gibbons 40-yard FG
Indiana	5	56	2:21	TD	1	Devin Gardner 13-yard run (Gibbons kick)
Indiana	5	81	2:31	TD	1	Fitz Toussaint 2-yard run (Gibbons kick)
Indiana	7	59	3:26	TD	2	Fitz Toussaint 7-yard run (Gibbons kick)
Indiana	12	91	5:19	TD	2	Jeremy Gallon 21-yard pass from Devin Gardner (Gibbons kick)
Indiana	4	74	2:01	TD	3	Jeremy Gallon 50-yard pass from Devin Gardner (Gibbons kick)
Indiana	5	89	2:11	TD	3	Fitz Toussaint 1-yard run (Gibbons kick)
Indiana	8	75	4:16	TD	4	Devin Gardner 6-yard run (Gibbons kick)
Indiana	3	5	1:37	TD	4	Devin Gardner 6-yard run (Gibbons kick)
Indiana	6	83	1:45	TD	4	Fitz Toussaint 27-yard run (Gibbons kick)
Michigan State	9	51	4:22	FG	1	Matt Wile 49-yard FG
Michigan State	6	57	2:40	FG	2	Brendan Gibbons 39-yard FG

### MICHIGAN OFFENSIVE SCORING DRIVE ANALYSIS

Category	Minus	0-9	10-19	20-29	30-39	40-49	50-59	60-69	70-79	80-89	90-99
Michigan TD	0	1	2	1	2	0	4	2	17	6	1
Michigan FG	0	0	2	1	1	2	2	0	0	0	0

#### Longest Drives:

**Plays:** 12, vs. Notre Dame (Sept. 7)/vs. Indiana (Oct. 19)

**Yards:** 91, vs. Indiana (Oct. 19)

**Time of Possession:** 6:09 vs. Central Michigan (Aug. 31)

# 2013 OPPONENT SCORING DRIVES/PLAYS

## 2013 OPPONENT SCORING DRIVES

OPPONENT	PLAYS	YARDS	TOP	RESULT	QTR	PLAY
Central Michigan	4	1	2:01	FG	1	Coluzzi 23-yard FG
Central Michigan	7	19	2:05	FG	2	Coluzzi 27-yard FG
Central Michigan	8	59	3:12	FG	4	Coluzzi 33-yard FG
Notre Dame	9	75	3:34	TD	1	Jones 4-yard pass from Rees (Brindza kick)
Notre Dame	6	20	1:34	FG	2	Brindza 44-yard FG
Notre Dame	8	68	2:54	FG	2	Brindza 38-yard FG
Notre Dame	12	90	5:25	TD	3	Niklas 20-yard pass from Rees (Brindza kick)
Notre Dame				TD	4	Tuitt 0-yard interception return (Brindza kick)
Notre Dame	6	29	1:29	FG	4	Brindza 40-yard FG
Akron	4	4	2:16	FG	1	Stein 45-yard FG
Akron	8	75	3:53	TD	3	D'Orazio pass from Pohl (Stein kick)
Akron					4	March 27-yard interception return (Stein kick)
Akron	11	67	4:46	TD	4	Goodman 1-yard pass from Pohl (Stein kick)
Connecticut	8	56	3:21	TD	2	Parker 11-yard pass from Whitmer (Christen kick)
Connecticut	2	9	:38	TD	2	McCombs 7-yard pass from Whitmner (Christen kick)
Connecticut				TD	3	Brown 34-yard fumble recovery
Minnesota	16	75	9:44	TD	1	Williams 7-yard pass from Leidner (Hawthorne kick)
Minnesota	9	55	5:42	FG	3	Hawthorne 44-yard FG
Minnesota	11	51	5:04	FG	4	Hawthorne 27-yard FG
Penn State	3	14	:50	TD	1	Felder 12-yard pass from Hackenberg (Ficken kick)
Penn State	1	20	:08	TD	2	James 20-yard pass from Hackenberg (Ficken kick)
Penn State	10	61	2:39	TD	2	Felder 24-yard pass from Hackenberg (Ficken kick)
Penn State	10	50	4:25	FG	3	Ficken 45-yard FG
Penn State	12	49	3:53	FG	4	Ficken 43-yard FG
Penn State	5	80	:23	TD	4	Hackenberg 1-yard run
Penn State				FG	2OT	Ficken 36-yard FG
Penn State				TD	4OT	Belton 2-yard run
Indiana	4	72	1:21	TD	1	Latimer 59-yard pass from Sudfeld (Ewald kick)
Indiana	3	57	1:03	TD	2	Wynn 33-yard pass from Roberson (Ewald kick)
Indiana	5	35	:40	FG	2	Ewald 50-yard FG
Indiana	3	5	:52	TD	3	Coleman 2-yard run (Ewald kick)
Indiana	8	71	1:50	TD	3	Wynn 5-yard pass from Roberson (Ewald kick)
Indiana	8	61	2:08	FG	3	Ewald 23-yard FG
Indiana	4	83	1:10	TD	3	Hughes 67-yard pass from Roberson (Ewald kick)
Indiana	5	75	1:25	TD	4	Roberson 15-yard run (Ewald kick)
Michigan State	5	52	1:28	FG	1	Geiger 40-yard FG
Michigan State	10	26	4:13	FG	2	Geiger 44-yard FG
Michigan State	10	75	2:54	TD	2	Fowler 14-yard pass from Cook (Geiger kick)
Michigan State	10	46	4:58	FG	3	Geiger 35-yard FG
Michigan State	9	68	4:20	TD	4	Cook 1-yard run (Geiger kick blocked)
Michigan State	8	97	3:40	TD	4	Langford 40-yard run (Geiger kick)

## OPPONENT OFFENSIVE SCORING DRIVE ANALYSIS

Category	Minus	0-9	10-19	20-29	30-39	40-49	50-59	60-69	70-79	80-89	90-99
Opponent TD	0	2	1	1	0	0	2	4	7	2	2
Opponent FG	0	2	1	3	1	2	5	2	0	0	0

### Longest Drives:

**Plays:** 16 vs. Minnesota (Oct. 5)

**Yards:** 97 at Michigan State (Nov. 2)

**Time of Possession:** 9:44 vs. Minnesota (Oct. 5)

# 2013 MICHIGAN BIG PLAYS

## 2013 MICHIGAN 20+-YARD PLAYS FROM SCRIMMAGE

70 - Rec. - Jeremy Gallon from Devin Gardner vs. Indiana (Oct. 19)  
70 - Rec. - Jeremy Gallon from Devin Gardner vs. Indiana (Oct. 19)  
**61 - Rec. - Jeremy Gallon from Devin Gardner vs. Notre Dame (Sept. 7)**  
**59 - Rec. - Devin Funchess from Devin Gardner at Penn State (Oct. 12)**  
58 - Rec. - Jehu Chesson from Devin Gardner at Michigan State (Nov. 2)  
**50 - Rec. - Jeremy Gallon from Devin Gardner vs. Indiana (Oct. 19)**  
**48 - Rec. - Devin Funchess from Devin Gardner vs. Akron (Sept. 14)**  
46 - Rec. - Devin Funchess from Devin Gardner vs. Minnesota (Oct. 5)  
45 - Rec. - Joe Reynolds from Devin Gardner vs. Central Michigan (Aug. 31)  
41 - Rec. - Jeremy Gallon from Devin Gardner vs. Notre Dame (Sept. 7)  
38 - Run - Dennis Norfleet vs. Central Michigan (Aug. 31)  
38 - Rec. - Devin Funchess from Devin Gardner vs. Indiana (Oct. 19)  
**37 - Rec - Devin Funchess from Devin Gardner at Penn State (Oct. 12)**  
36 - Rec. - Drew Dileo from Devin Gardner vs. Central Michigan (Aug. 31)  
36 - Run - Devin Gardner vs. Akron (Sept. 14)  
36 - Rec. - Devin Funchess from Shane Morris vs. Central Michigan (Aug. 31)  
35 - Run - Devin Gardner vs. Notre Dame (Sept. 7)  
35 - Run - Devin Gardner vs. Akron (Sept. 14)  
35 - Run - Devin Gardner vs. Akron (Sept. 14)  
**35 - Run - Fitz Toussaint at Connecticut (Sept. 21)**  
35 - Rec. - Jeremy Gallon from Devin Gardner at Michigan State (Nov. 2)  
**33 - Rec - Jehu Chesson from Devin Gardner vs. Akron (Sept. 14)**  
33 - Rec. - Jeremy Gallon from Devin Gardner vs. Indiana (Oct. 19)  
31 - Rec. - Fitz Toussaint from Devin Gardner vs. Notre Dame (Sept. 7)  
30 - Run - Derrick Green vs. Central Michigan (Aug. 31)  
30 - Rec. - Jeremy Gallon from Devin Gardner vs. Minnesota (Oct. 5)  
27 - Rec - Fitz Toussaint from Devin Gardner vs. Akron (Sept. 14)  
27 - Rec - Fitz Toussaint from Devin Gardner vs. Indiana (Oct. 19)  
**27 - Run - Fitz Toussaint vs. Indiana (Oct. 19)**  
26 - Rec. - Jeremy Gallon from Devin Gardner vs. Indiana (Oct. 19)  
25 - Rec. - Jeremy Gallon from Devin Gardner at Penn State (Oct. 12)  
25 - Rec. - Devin Funchess from Devin Gardner at Michigan State (Nov. 2)  
24 - Rec. - Jeremy Gallon from Devin Gardner at Penn State (Oct. 12)  
24 - Run - Fitz Toussaint vs. Akron (Sept. 14)  
**24 - Rec. - Devin Funchess from Devin Gardner vs. Minnesota (Oct. 5)**  
22 - Run - Devin Gardner vs. Central Michigan (Aug. 31)  
22 - Rec. - Jeremy Gallon from Devin Gardner vs. Notre Dame (Sept. 7)  
22 - Run - Fitz Toussaint vs. Notre Dame (Sept. 7)  
22 - Rec. - Jehu Chesson from Devin Gardner vs. Minnesota (Oct. 5)  
22 - Rec. - Devin Funchess from Devin Gardner vs. Minnesota (Oct. 5)  
21 - Rec. - Devin Funchess from Devin Gardner vs. Minnesota (Oct. 5)  
**21 - Rec. - Jeremy Gallon from Devin Gardner vs. Indiana (Oct. 19)**  
20 - Run - Fitz Toussaint vs. Central Michigan (Aug. 31)  
20 - Rec - Jeremy Gallon from Devin Gardner vs. Akron (Sept. 14)

20+-yard Receptions - 21 (14, Jeremy Gallon; 10, Devin Funchess; 3 Jehu Chesson; 3, Fitz Toussaint; 1, Drew Dileo; 1, Joe Reynolds)

20+-yard Runs - 11 (5, Devin Gardner; 5, Fitz Toussaint; 1, Derrick Green; 1, Dennis Norfleet)

**Bold indicates a TOUCHDOWN**

## MICHIGAN WEEK-BY-WEEK LEADERS

Opponent	Rushes	Rushing Yards	Receptions	Receiving Yards	Tackles	TFLs	Sacks
CENTRAL MICHIGAN	14, Toussaint	58, Green	4, Gallon	47, Funchess/Gallon	7, Morgan	2.5, C. Gordon	2.0, C. Gordon
NOTRE DAME	22, Toussaint	82, Gardner	8, Gallon	184, Gallon	11, Taylor	1.0, Taylor/Beyer/Clark	1.0, Beyer
AKRON	19, Toussaint	103, Gardner	6, Gallon	66, Gallon	10, Ross III	2.0, Morgan	--
at UCONN	24, Toussaint	120, Toussaint	4, Gallon	31, Gallon	6, Bolden/Taylor/Black	1.5, Clark	1.5, Clark
MINNESOTA	17, Toussaint	78, Toussaint	7, Funchess	151, Funchess	10, Morgan	1.0, C.Gordon/Henry/Black	1.0, C. Gordon
at Penn State	27, Toussaint	121, Gardner	7, Gallon	112, Funchess	10, Ross III	2.0, Wormley/Clark	2.0, Clark
INDIANA	32, Toussaint	151, Toussaint	14, Gallon	369, Gallon	9, Taylor	1.0, Morgan, Clark	1.0, Morgan/Clark
at Michigan State	18, Gardner	20, Toussaint	6, Funchess	67, Gallon	12, Taylor	C. Gordon	2.5, Clark
NEBRASKA						2.5, Clark	0.5, Ross/Avery
at Northwestern							
at Iowa							
OHIO STATE							



# TURNOVER CHART

## MICHIGAN (FORCED 16)

How obtained	Qtr	Player	Plays/Yards	First Downs	Conclusion
<b>Central Michigan (2)</b>					
Interception	2	Niznak by Taylor	3/12	1	Touchdown (Gardner run)
Fumble	4	Flory (rec. by Hollowell)	7/15	1	Field Goal
<b>Notre Dame (2)</b>					
Interception	2	Rees by Countess	4/23	2	Touchdown (Gallon pass from Gardner)
Interception	4	Rees by Countess	4/11	1	End of Game
<b>Akron (2)</b>					
Interception	2	Pohl by Countess	3/0	0	Interception
Interception	4	Pohl by Wilson	4/25	1	Punt
<b>Connecticut (1)</b>					
Interception	1	Whitmer by Morgan	1/12	1	Touchdown (Toussaint Run)
<b>Minnesota (2)</b>					
Fumble	1	Leidner (rec. by Ross III)	6/35	2	Touchdown (Toussaint Run)
Interception	4	Leidner by Countess	--	--	Touchdown (interception return 72 yards)
<b>Penn State (3)</b>					
Interception	1	Hackenberg by Wilson	3/2	0	Interception
Fumble	3	Zwinak (rec. by Clark)			Touchdown (Fumble return 24 yards)
Interception	3	Hackenberg by Taylor	5/19	1	Field Goal
Fumble	3OT	Robinson (rec. by Clark)	4/9	0	Missed Field Goal
<b>Indiana (2)</b>					
Interception	4	Sudfeld by T. Gordon	3/5	1	Touchdown (Gardner Run)
Interception	4	Roberson by T. Gordon	6/83	4	Touchdown (Toussaint Run)
<b>Michigan State (1)</b>					
Interception	3	Cook by Taylor	3/-21	0	Punt

## OPPONENT (FORCED 18)

How obtained	Qtr	Player	Plays/Yards	First Downs	Conclusion
<b>Central Michigan (3)</b>					
Interception	1	Gardner by Chapman	4/1	0	Field Goal
Interception	2	Gardner by Wilson	7/19	1	Field Goal
Interception	4	Morris by Frazier	1/3	0	Interception
<b>Notre Dame (1)</b>					
Interception	4	Gardner by Tuitt			Touchdown (Interception in End Zone)
<b>Akron (4)</b>					
Fumble	2	Gardner (rec. by Turner)	6/33	2	Interception
Interception	2	Gardner by Scott	10/47	2	Missed FG
Interception	2	Gardner by March	4/0	0	Missed FG
Interception	4	Gardner by March	--	--	Touchdown (Interception return 27 yards)
<b>Connecticut (4)</b>					
Interception	1	Gardner by Williams	3/6	0	Punt
Interception	2	Gardner by Jones	6/36	2	Punt
Fumble	2	D. Jones by Melifonwu (Punt)	2/9	1	Touchdown
Fumble	3	Gardner by Brown	--	--	Touchdown (34-yard fumble return)
<b>Minnesota (0)</b>					
<b>Penn State (3)</b>					
Interception	1	Gardner by Lucas	3/14	1	Touchdown
Interception	2	Gardner by Zettel	1/20	1	Touchdown
Fumble	2	Gardner (rec. by Jones)	3/8	0	Punt
<b>Indiana (2)</b>					
Fumble	3	Toussaint (rec. by Hardin)	3/5	1	Touchdown
Fumble	4	Gardner (rec. by Cooper)	3/12	1	Interception
<b>Michigan State (1)</b>					
Interception	4	Gardner by Dennard	8/97	3	Touchdown