

UTAMAVERICKS
BASEBALL **FIVE-TIME**
CONFERENCE
CHAMPIONS
THE UNIVERSITY OF TEXAS AT ARLINGTON
2013 RECORD BOOK

2012 IN REVIEW

2012 - By the Numbers

5	The 2012 Southland Conference Championship was the fifth conference championship in UT Arlington history.
4	UT Arlington defeated four top-25 ranked opponents in 2012 including No. 2 Texas A&M, No. 12 Texas, No. 16 Oklahoma and No. 21 Texas State
4-2	The 2012 Mavericks were 4-2 against Big 12 opponents with two losses coming to Baylor on the road, including one in the NCAA tournament. UTA was also 1-1 against TCU, who joined the Big 12 this year.
4	Four players from the 2012 roster have moved onto the Major Leagues including Preston Beck who was drafted in the fifth round of the MLB draft by the Texas Rangers. Beck is joined by Adam Boydston, Collin Reynolds and Lance Day.
3	Three players earned All-SLC honors from 2012. Preston Beck was named to the first-team All-SLC while Ryan Walker and Lance Day were selected to the second-team.



UT Arlington returned to the NCAA post-season for the first time since 2006 in a season culminated with a Southland Conference championship in the Mavericks final season in the conference. The 2012 campaign was a season filled with top-25 opponents in which UTA took down one-by-one. The Mavs defeated four ranked opponents during the course of the season and took down four consecutive Big 12 teams before finishing 4-2 against the conference overall.

In SLC play, UTA took care of business when it mattered most. After being swept by McNeese State in the final road series, UTA came back home and swept Texas A&M Corpus Christi to earn the No. 4 seed in the SLC tournament.

The Mavericks got revenge against McNeese State to open up the tournament with a 6-2 win and then knocked off Texas A&M CC 10-5. In the semi-final, the Mavericks defeated Sam Houston State 7-6 to earn a trip to the SLC championship game.

UTA jumped out to a 5 run lead before Southeastern Louisiana could answer. Preston Beck then put the dagger into the Lions with a grand-slam over the right field wall to finish off a 13-3 win and clinch the fifth trip to the NCAA tournament.

The Mavericks entered the NCAA tournament as the No. 3 seed in the Baylor Regional to begin the tournament. UTA was paired with familiar foe Dallas Baptist to open the tournament. DBU snapped the Mavs seven game winning streak by shutting out UTA for the first time in two months 10-0. The run ended for the Mavs in the second round at the hands of Baylor. The Bears came from behind to knock of the Mavericks 11-6 to end the season for UTA.

UTA All-Southland Conference Selections

First-Team All-SLC
OF: Preston Beck

Second-Team All-SLC
SP: Lance Day
SS: Ryan Walker

SLC All-Tournament Team
C: Greg McCall
2B: Michael Guerra
RF: Preston Beck
3B: Travis Sibley
P: Lance Day



SLC Tournament MVP: Travis Sibley



TABLE OF CONTENTS

4 SEASON PREVIEW

2013 Schedule4
 General Sports Information4
 2013 Roster5
 2012 Hitting and Pitching Stats6
 2012 Fielding Stats7
 About the WAC8
 WAC Tournament9
 Preseason Rankings9
 UTA Hilton Invitational 10
 Mavericks at the Ballpark 10
 Clay Gould Ballpark 11

12 COACHING STAFF

Head Coach Darin Thomas 13
 DT History at UTA 14
 Asst. Coach Jay Sirianni 16
 Asst. Coach Troy Conkle 16
 Asst. Coach K.J. Hendricks 17
 Director of Ops. Tim Steggall 17

18 RETURNING MAVERICKS

John Beck19
 Brent Bollinger20
 Cody Dyvig21
 Daniel Garcia22
 Sam Hansen23
 Brandon Lawrence24
 Greg McCall25
 Kasey Merck26
 Derek Miller27
 Chad Nack28
 Jake Pinchback29
 Matt Shortall30
 Travis Sibley31
 Zach Thompson32
 Ryan Walker33
 Chase Weaver34
 Kennedy Winn35

36 INCOMING MAVERICKS

Justin Copeland37
 Peter Cuomo37
 TJ Hillman38
 Keegan Hucul38
 Alec Isaac39
 Tyler Jones39
 Darien McLemore40
 Daniel Milliman40
 Jacob Moreland41
 Andy Scott41
 Eric Tate42
 John Michael Twichell42
 Drew Umbro43
 Brad Vachon43
 Brandon Vinyard44

45 UT ARLINGTON HISTORY

All-Time Series Record46
 Record per Conference55
 Year-by-Year Hitting Leaders56
 Year-by-Year Pitching Leaders57
 Single-Season Batting Records59
 Career Batting Records60
 Single-Season Pitching Records61
 Career Pitching Records62
 Single-Game Records63
 Single-Season Team Records64
 Miscellaneous Records65
 Year-by-Year Results66

73 AWARDS AND ACCOLADES

All-Conference Awards74
 National Award Winners75
 Major League Signings76
 UTA Retired Numbers77
 Scholarship Winners78
 All-Time Letterwinners79

UT ARLINGTON
Director of Athletics
Jim Baker



Jim Baker joined The University of Texas at Arlington as director of intercollegiate athletics Feb. 1, 2012 - just as men's and women's basketball debut in the new \$78 million, 7,000-seat College Park Center.

Baker previously served as associate athletic director for events, operations and sports programs at UT Austin, where he helped direct significant growth in one of the nation's most recognized athletics programs.

Baker earned his Bachelor of Science degree in business administration from Franklin University in Columbus, Ohio, and held positions with Gladieux Food Service at The Ohio State University and the University of Florida Athletic Association before joining UT Austin in 1991.

In his 20 years with the Texas Longhorn athletics program, Baker had wide-ranging responsibilities, from directing merchandising and concessions, to overseeing more than a dozen athletic facilities construction projects. Most recently, Baker had chief responsibility for the UT Austin golf and baseball programs and directed all game-day activities for football.

As UT Arlington athletics director, Baker manages all aspects of the University's 14 Division I intercollegiate sports programs. In addition to basketball, UT Arlington fields teams in women's volleyball, baseball, softball, men's golf, men's and women's cross country, men's and women's tennis and in men's and women's indoor and outdoor track and field events.

Baker and his wife, Nancy, have two grown sons.



UT ARLINGTON BASEBALL



SID Contact: Art Garcia • C: (817) 797-8379 • O: (817) 272-2239 • E-mail: artgarcia@uta.edu • www.utamavs.com

2013 SCHEDULE

DATE	OPPONENT	LOCATION	TIME
02/15/13	vs. Louisiana Tech	Clay Gould Ballpark	6:30 p.m. CT
02/16/13	vs. Louisiana Tech	Clay Gould Ballpark	2:00 p.m. CT
02/17/13	vs. Louisiana Tech	Clay Gould Ballpark	1:00 p.m. CT
02/19/13	at Texas	Austin, TX	6:00 p.m. CT
02/22/13	vs. Northeastern	Clay Gould Ballpark	6:30 p.m. CT
02/23/13	vs. Northeastern	Clay Gould Ballpark	12:00 p.m. CT
	vs. Northeastern	Clay Gould Ballpark	3:00 p.m. CT
UTA Tournament			
03/01/13	Houston Baptist	Clay Gould Ballpark	3:00 p.m. CT
03/02/13	Illinois	Clay Gould Ballpark	3:00 p.m. CT
03/03/13	Illinois	Clay Gould Ballpark	11:00 a.m. CT
03/03/13	Houston Baptist	Clay Gould Ballpark	3:00 p.m. CT
03/05/13	vs. Oklahoma	Clay Gould Ballpark	6:30 p.m. CT
03/08/13	at Texas Tech	Lubbock, TX	6:30 p.m. CT
03/09/13	at Texas Tech	Lubbock, TX	6:30 p.m. CT
03/10/13	at Texas Tech	Lubbock, TX	2:00 p.m. CT
03/12/13	at Arkansas-Little Rock	Little Rock, AR	3:00 p.m. CT
03/15/13	vs. McNeese State	Clay Gould Ballpark	6:30 p.m. CT
03/16/13	vs. McNeese State	Clay Gould Ballpark	2:00 p.m. CT
03/17/13	vs. McNeese State	Clay Gould Ballpark	1:00 p.m. CT
03/19/13	vs. TCU	Rangers Ballpark in Arlington	6:30 p.m. CT
03/22/13	at UTSA *	San Antonio, TX	6:00 p.m. CT
03/23/13	at UTSA *	San Antonio, TX	3:00 p.m. CT
03/24/13	at UTSA *	San Antonio, TX	1:00 p.m. CT
03/26/13	at Texas A&M	College Station, TX	6:35 p.m. CT
03/29/13	at Louisiana Tech *	Ruston, LA	6:30 p.m. CT
03/30/13	at Louisiana Tech *	Ruston, LA	3:00 p.m. CT
03/31/13	at Louisiana Tech *	Ruston, LA	1:00 p.m. CT
04/05/13	vs. CSU Bakersfield *	Clay Gould Ballpark	6:30 p.m. CT
04/06/13	vs. CSU Bakersfield *	Clay Gould Ballpark	2:00 p.m. CT
04/07/13	vs. CSU Bakersfield *	Clay Gould Ballpark	1:00 p.m. CT
04/09/13	at Baylor	Waco, TX	6:30 p.m. CT
04/12/13	vs. San Jose State *	Clay Gould Ballpark	6:30 p.m. CT
04/13/13	vs. San Jose State *	Clay Gould Ballpark	2:00 p.m. CT
04/14/13	vs. San Jose State *	Clay Gould Ballpark	1:00 p.m. CT
04/16/13	vs. TCU	Clay Gould Ballpark	6:30 p.m. CT
04/19/13	at Seattle University *	Seattle, WA	4:00 p.m. PT
04/20/13	at Seattle University *	Seattle, WA	12:00 p.m. PT
04/21/13	at Seattle University *	Seattle, WA	10:00 a.m. PT
04/23/13	at Sam Houston State	Huntsville, TX	6:00 p.m. CT
04/24/13	vs. Arkansas-Little Rock	Clay Gould Ballpark	3:00 p.m. CT
04/26/13	at New Mexico State *	Las Cruces, NM	6:00 p.m. MT
04/27/13	at New Mexico State *	Las Cruces, NM	6:00 p.m. MT
04/28/13	at New Mexico State *	Las Cruces, NM	1:00 p.m. MT
04/30/13	vs. Baylor	Clay Gould Ballpark	6:30 p.m. CT
05/03/13	vs. Dallas Baptist *	Clay Gould Ballpark	6:30 p.m. CT
05/04/13	vs. Dallas Baptist *	Clay Gould Ballpark	2:00 p.m. CT
05/05/13	vs. Dallas Baptist *	Clay Gould Ballpark	1:00 p.m. CT
05/10/13	vs. Texas State *	Clay Gould Ballpark	6:30 p.m. CT
05/11/13	vs. Texas State *	Clay Gould Ballpark	2:00 p.m. CT
05/12/13	vs. Texas State *	Clay Gould Ballpark	1:00 p.m. CT
05/14/13	at TCU	Fort Worth, TX	6:30 p.m. CT
05/16/13	at Sacramento State *	Sacramento, CA	3:00 p.m. PT
05/17/13	at Sacramento State *	Sacramento, CA	3:00 p.m. PT
05/18/13	at Sacramento State *	Sacramento, CA	1:00 p.m. PT
05/22/13	WAC Tournament *	Grand Prairie, TX	

INFORMATION

GENERAL

Name: The University of Texas at Arlington
City/Zip: Arlington, Texas 76019
Founded: 1892 (Senior College 1959)
Enrollment: 33,500
Nickname: Mavericks
School Colors: Royal Blue, Orange and White
Affiliations: NCAA Division I
Conference: Western Athletic Conference
President: James D. Spaniolo
Director of Athletics: Jim Baker
Assoc. AD/SWA: Debbie Garcia
Athletic Dept. Phone: 817-272-2261

HISTORY

First Year of Baseball: 1971
Overall All-Time Record: 1,209-1,159-1 (.510)
No. Years in NCAA Tournament: 5
Years (Conference titles): 1990, 1992, 2001
..... 2006, 2012
Last Opponent: Baylor
Result: L, 6-11

FACILITY

Home Stadium: Clay Gould Ballpark
Surface: Natural Grass
All-Time Home Record: 735-422
Capacity: 1,600
Dimensions: 330-LF, 400-CF, 330-RF
Press Box Phone: (817) 462-4225
Press Box Fax: (817) 462-4226

COACHING STAFF

Head Coach: Darin Thomas
Alma Mater: Oklahoma Christian, 1989
Record at UT Arlington (Yrs): 148-142 (6)
Overall Record (Yrs): 148-142 (6)
Office Phone: (817) 272-2542
Office Fax: (817) 272-5037
Assistant Coaches: ... Jay Sirianni (Nebraska, 2001)
..... K.J. Hendricks (UT Arlington, 2008)
Volunteer: . Troy Conkle (Northwestern State, 1994)
Dir. of Operations: Tim Steggall

TEAM INFORMATION

2011 Overall Record: 36-25
Conference Record (Finish): 19-14 (4)
Home Record: 23-7
Away Record: 10-17
Neutral Record: 3-1
Letterwinners Returning/Lost: 21/9
Position Starters Returning/Lost: 5/4
Pitchers Returning/Lost: 11/3
Starting Pitchers Returning/Lost: 5/6
Newcomers/Redshirt Returners: 13/2

SPORTS INFORMATION

Sports Information Director/Baseball Contact:
..... Art Garcia
Office Phone: (817) 272-2239
Cell Phone: (817) 797-8379
E-mail: artgarcia@uta.edu
Graduate Assistant: Taylor Wright
Record Book Designed By Michael Eldridge
..... Taylor Wright
SID Mailing Address:
Box 19950, College Park Center, Suite 1102; 601 S.
..... Pecan Street; Arlington, TX 76019

MEDIA OUTLETS

University Newspaper: The Shorthorn
Area Newspaper: Fort Worth Star-Telegram
Area Newspaper: Dallas Morning News
Area Website: espndallas.com
Area Website: foxsportssouthwest.com



Media Reference

The UT Arlington Athletic Department respectfully asks your cooperation in referring to the University's sports programs as UT Arlington. UT-Arlington, Texas-Arlington and Texas Arlington are among the versions that are incorrect in referring to our athletic programs. Feel free to use the abbreviation UTA for second references. Also, although we are officially the Mavericks, using Mavs on second reference is also acceptable. We thank you for your cooperation in this matter.



2013 UT ARLINGTON ROSTER

No.	Name	Yr./Exp.	Pos.	B/T	Ht.	Wt.	Hometown	High School	Last College
2	Jake Pinchback	SR/3L	OF	L/L	5-9	170	Katy, Texas	Seven Lakes	
3	Travis Sibley	SO/1L	INF	R/R	5-8	165	Frisco, Texas	Frisco	
4	Peter Cuomo	JR/TR	INF	R/R	5-9	180	Stockholm, N.J.	Leander	Weatherford JC
5	Darien McLemore	FR/HS	INF	SW/R	5-9	205	Southlake, Texas	Southlake Carroll	
6	Daniel Garcia	JR/1L	C	R/R	6-0	180	Arlington, Texas	Martin	
7	Cody Dyvig	SR/3L	INF	L/R	5-11	170	Fort Worth, Texas	Keller Central	
9	Brandon Lawrence	SR/1L	OF	R/R	6-0	185	Buda, Texas	Hays	Blinn JC
10	Alec Isaac	FR/HS	OF	R/R	5-10	185	Carrollton, Texas	Hebron	
11	Ryan Walker	JR/2L	INF	L/R	6-1	170	Arlington, Texas	Martin	
12	Andy Scott	JR/TR	INF/RHP	R/R	6-0	190	Manteca, Calif.	Sierra	Delta JC
13	Drew Umbro	FR/HS	C	R/R	6-1	170	Edmond, Okla.	Edmond Santa Fe	
15	Greg McCall	JR/2L	C	L/R	6-1	205	Frisco, Texas	Wakeland	
16	Justin Copeland	JR/TR	OF	R/R	6-1	190	Lindale, Texas	Lindale	Texarkana JC
17	Matt Shortall	JR/1L	OF	R/R	6-3	210	Dallas, Texas	Dallas Jesuit	Tulane
18	Sam Hansen	SR/2L	RHP	S/R	6-0	190	Hewitt, Texas	Midway	
19	John Beck	JR/2L	RHP	R/R	6-3	200	Temple, Texas	Belton	
20	TJ Hillman	FR/HS	INF	L/R	5-10	180	Liberty Hill, Texas	Liberty Hill	
21	Brad Vachon	JR/TR	RHP	R/R	6-3	210	Round Rock, Texas	Stony Point	Cisco JC
23	Brent Bollinger	SR/1L	INF	R/R	6-2	185	Snyder, Texas	Snyder	Midland JC
24	Brandon Vinyard	JR/TR	OF	L/R	5-10	205	Eules, Texas	Trinity	Weatherford JC
25	J.M. Twichell	JR/TR	INF	L/L	6-2	200	Dallas, Texas	Bishop Lynch	New Mexico
26	Derek Miller	SO/1L	INF	R/R	6-1	175	Round Rock, Texas	Round Rock	
28	Eric Tate	JR/TR	C/INF	R/R	5-10	180	Garland, Texas	Sachse	Cisco JC
29	Jacob Moreland	FR/HS	RHP	R/R	6-0	190	Keller, Texas	Keller Central	
32	Zach Thompson	SO/1L	RHP	R/R	6-6	200	Burleson, Texas	Arlington Grace Prep	
33	Chase Weaver	JR/2L	LHP	L/L	6-1	230	Richardson, Texas	Richardson	
34	Tyler Jones	JR/TR	RHP	R/R	6-4	220	Forney, Texas	Forney	Weatherford JC
35	Kasey Merck	JR/2L	RHP	R/R	6-1	185	Keller, Texas	Keller	
36	Keegan Hucul	JR/TR	LHP	L/L	6-2	195	St. Albert, Alberta, Canada	St. Ablbert Catholic	Seward CC
39	Daniel Milliman	JR/TR	RHP	R/R	6-3	205	Fort Worth, Texas	Southwest	Weatherford JC
41	Kennedy Winn	SR/1L	LHP	L/L	6-1	205	Chickasha, Okla.	Chickasha	Oklahoma Christian CC
42	Chad Nack	SO/1L	RHP	R/R	5-11	185	Sanger, Texas	Liberty Christian School	

2013 UT ARLINGTON COACHING STAFF



HEAD COACH

Darin Thomas

(Sixth Year)

UTA Head Coach Darin Thomas enters his sixth year with the Mavericks with an overall record of 148-142. He led the Mavs to a 2012 Southland Conference championship and the teams fifth overall appearance in the NCAA tournament.

Jay Sirianni



ASSISTANT COACH

Troy Conkle



ASSISTANT COACH

K.J. Hendricks



ASSISTANT COACH

Tim Steggall



Dir. of Ops



UT ARLINGTON BASEBALL



2012 UT Arlington Baseball Statistics Overall Statistics for UT Arlington (as of Jan 22, 2013) (All games Sorted by Batting avg)

Record: 36-25 Home: 23-7 Away: 10-17 Neutral: 3-1 Southland: 19-14

Player	avg	gp-gs	ab	r	h	2b	3b	hr	rbi	tb	slg%	bb	hp	so	gdp	ob%	sf	sh	sb-att	po	a	e	fld%		
11 Walker, Ryan	.360	61-61	250	56	90	10	1	0	31	102	.408	24	2	40	0	.417	2	8	14-18	110	194	16	.950		
3 Sibley, Travis	.359	27-17	64	13	23	2	1	0	14	27	.422	4	2	7	1	.408	1	2	1-1	16	42	6	.906		
5 Beck, Preston	.335	60-60	221	45	74	9	4	14	71	133	.602	40	8	33	0	.447	4	0	4-10	128	6	2	.985		
38 Morrow, Preston	.296	46-39	152	18	45	3	0	0	21	48	.316	17	0	9	3	.356	5	1	6-10	81	6	2	.978		
23 Guerra, Michael	.288	57-57	212	31	61	16	0	2	40	83	.392	23	12	38	7	.384	3	1	4-5	96	160	9	.966		
12 Hill, Stewart	.275	26-21	69	11	19	1	0	0	7	20	.290	4	2	9	0	.333	0	1	4-4	14	38	5	.912		
37 Bollinger, Brent	.275	28-23	80	14	22	2	0	0	7	24	.300	10	0	18	1	.356	0	1	4-4	7	38	11	.804		
17 Shortall, Matt	.275	43-37	153	23	42	9	1	6	26	71	.464	7	5	36	1	.321	3	0	0-1	0	0	0	.000		
25 Vaughn, Jordan	.274	61-59	223	31	61	7	2	1	30	75	.336	15	6	38	2	.335	1	6	2-8	524	54	4	.993		
2 Pinchback, Jake	.245	39-26	106	21	26	5	0	0	8	31	.292	14	2	21	2	.339	2	3	1-4	50	2	0	1.000		
10 Incaviglia, Philip	.224	49-38	134	20	30	1	0	0	8	31	.231	8	1	25	0	.267	3	5	8-9	104	0	1	.990		
26 Miller, Derek	.220	31-28	100	26	22	6	1	0	15	30	.300	18	5	20	2	.363	1	0	3-4	25	14	2	.951		
9 Lawrence, Brandon	.216	22-16	51	11	11	2	1	0	6	15	.294	13	0	22	0	.369	1	1	3-4	43	2	1	.978		
15 McCall, Greg	.189	54-50	175	19	33	5	0	2	18	44	.251	22	4	46	1	.288	4	4	0-0	247	42	7	.976		
7 Dyvig, Cody	.148	15-4	27	1	4	1	0	0	2	5	.185	2	0	10	0	.207	0	0	0-0	6	2	1	.889		

6 Garcia, Daniel	.160	14-11	25	3	4	0	0	0	0	4	.160	6	2	5	1	.364	0	4	0-0	73	5	1	.987		
28 Boothe, Colten	.000	8-2	13	1	0	0	0	0	0	0	.000	0	1	4	1	.071	0	0	0-0	23	3	0	1.000		
Totals	.276	61	2055	344	567	79	11	25	304	743	.362	227	52	381	22	.358	30	37	54-82	1604	694	75	.968		
Opponents	.289	61	2082	284	602	85	16	30	253	809	.389	199	47	314	20	.361	23	55	46-72	1591	651	95	.959		

LOB - Team (467), Opp (517). DPs turned - Team (46), Opp (46). CI - Team (0), Opp (1). IBB - Team (5), Beck, P 4, Shortall, M 1, Opp (10). Picked off - Beck, P 6, Incaviglia P 2, Walker, R 2, Shortall, M 2, Guerra, M 1, Miller, D 1, McCall, G 1, Morrow, P 1, Vaughn, J 1.

(All games Sorted by Earned run avg)

Player	era	w-l	app	qs	cg	sho	sv	ip	h	r	er	bb	so	2b	3b	hr	b/avg	wp	hp	bk	sfa	sha
24 Day, Lance	3.18	12-4	18	16	0	0/1	0	121.2	126	47	43	33	69	20	6	3	.269	9	7	3	5	10
34 Reynolds, Collin	5.32	4-1	16	10	0	0/0	0	67.2	86	48	40	23	39	13	1	6	.316	11	7	3	3	5

21 Oberto, Michael	1.56	0-1	15	6	0	0/0	1	40.1	38	10	7	12	20	7	0	0	.252	1	5	0	0	5
13 Boydston, Adam	2.59	2-4	28	3	0	0/0	8	48.2	46	22	14	19	28	10	3	2	.250	5	3	0	2	4
29 Morales, Michael	2.84	3-0	26	0	0	0/0	2	25.1	20	10	8	13	23	0	1	1	.217	4	2	0	0	4
36 Westbrook, Adam	3.82	1-3	28	3	0	0/0	2	35.1	43	22	15	12	24	5	0	3	.309	3	3	1	4	6
32 Thompson, Zach	3.83	3-3	18	5	0	0/0	1	49.1	61	27	21	14	19	9	0	2	.314	4	2	2	2	6
42 Nack, Chad	4.10	2-3	22	0	0	0/1	4	26.1	22	12	12	21	23	4	0	1	.237	2	3	0	1	4
19 Beck, John	4.30	3-1	9	7	0	0/0	0	37.2	46	20	18	12	25	5	1	4	.307	2	3	0	1	4
33 Weaver, Chase	4.55	3-0	16	1	0	0/0	0	31.2	37	18	16	8	16	4	2	1	.306	1	5	2	2	3
35 Merck, Kasey	5.82	1-3	12	9	0	0/0	1	38.2	51	29	25	18	16	7	2	5	.325	3	7	0	2	2
41 Winn, Kennedy	8.68	2-2	8	1	0	0/0	0	9.1	17	9	9	7	9	1	0	1	.415	1	0	0	1	2
28 Boothe, Colten	9.00	0-0	1	0	0	0/0	0	1.0	3	1	1	1	0	0	0	0	.600	0	0	0	0	0
20 Krolick, Stephen	9.00	0-0	1	0	0	0/0	0	1.0	4	6	1	3	2	0	0	1	.500	2	0	0	0	0
39 Scott, Ryan	9.00	0-0	2	0	0	0/0	0	1.0	2	3	1	3	1	0	0	0	.286	2	0	0	0	0
Totals	3.89	36-25	61	61	0	1/1	19	535.0	602	284	231	199	314	85	16	30	.289	50	47	11	23	55
Opponents	4.57	24-36	61	61	2	5/4	14	530.1	567	344	269	227	381	79	11	25	.276	58	52	16	30	37

PB - Team (8), McCall, G 5, Garcia, D 3, Opp (14). Pickoffs - Team (13), Boydston, A 5, Day, L 3, Morales, M 2, Thompson, Z 1, Winn, K 1, Reynolds, C 1, Opp (13). SBA/ATT - McCall, G (34-55), Garcia, D (12-14), Reynolds, C (7-13), Oberto, M (7-10), Nack, C (6-8), Day, L (1-7), Beck, J (4-6), Thompson, Z (4-6), Winn, K (5-6), Westbrook, A (5-5), Merck, K (2-4), Weaver, C (2-2), Morales, M (1-2), Boydston, A (1-2), Scott, R (1-1).



2012 UT Arlington Baseball Statistics
 Overall Statistics for UT Arlington (as of Jan 22, 2013)
 (All games Sorted by Fielding pct)

Player	c	po	a	e	fld%	dp	sba	csb	sba%	pb	ci
2 Pinchback, Jake	52	50	2	0	1.000	0	0	0	---	0	0
24 Day, Lance	33	15	18	0	1.000	0	1	6	.143	0	0
28 Boothe, Colten	26	23	3	0	1.000	1	0	0	---	0	0
32 Thompson, Zach	20	10	10	0	1.000	0	4	2	.667	0	0
29 Morales, Michael	8	2	6	0	1.000	0	1	1	.500	0	0
19 Beck, John	6	3	3	0	1.000	2	4	2	.667	0	0
33 Weaver, Chase	4	1	3	0	1.000	1	2	0	1.000	0	0
41 Winn, Kennedy	2	0	2	0	1.000	0	5	1	.833	0	0
20 Krolick, Stephen	1	0	1	0	1.000	0	0	0	---	0	0
25 Vaughn, Jordan	582	524	54	4	.993	41	0	0	---	0	0
10 Incaviglia, Philip	105	104	0	1	.990	0	0	0	---	0	0
6 Garcia, Daniel	79	73	5	1	.987	0	12	2	.857	3	0
5 Beck, Preston	136	128	6	2	.985	1	0	0	---	0	0
9 Lawrence, Brandon	46	43	2	1	.978	0	0	0	---	0	0
38 Morrow, Preston	89	81	6	2	.978	2	0	0	---	0	0
15 McCall, Greg	296	247	42	7	.976	4	34	21	.618	5	0
23 Guerra, Michael	265	96	160	9	.966	32	0	0	---	0	0
26 Miller, Derek	41	25	14	2	.951	0	0	0	---	0	0
11 Walker, Ryan	320	110	194	16	.950	36	0	0	---	0	0
21 Oberto, Michael	16	9	6	1	.938	0	7	3	.700	0	0
13 Boydston, Adam	15	1	13	1	.933	0	1	1	.500	0	0
12 Hill, Stewart	57	14	38	5	.912	1	0	0	---	0	0
3 Sibley, Travis	64	16	42	6	.906	2	0	0	---	0	0
34 Reynolds, Collin	21	6	13	2	.905	1	7	6	.538	0	0
42 Nack, Chad	10	4	5	1	.900	0	6	2	.750	0	0
7 Dyvig, Cody	9	6	2	1	.889	1	0	0	---	0	0
36 Westbrook, Adam	8	3	4	1	.875	0	5	0	1.000	0	0
35 Merck, Kasey	6	3	2	1	.833	0	2	2	.500	0	0
37 Bollinger, Brent	56	7	38	11	.804	2	0	0	---	0	0
17 Shortall, Matt	0	0	0	0	.000	0	0	0	---	0	0
39 Scott, Ryan	0	0	0	0	.000	0	1	0	1.000	0	0
Totals	2373	1604	694	75	.968	46	46	26	.639	8	0
Opponents	2337	1591	651	95	.959	46	54	28	.659	14	1



THE WESTERN ATHLETIC CONFERENCE



After completing its 50th year of intercollegiate competition, the Western Athletic Conference continues to evolve and feature some of the nation's best programs. One thing that remains unchanged is the persistent nature of the schools in the WAC to advance their programs to contend at the top levels of the NCAA.

The WAC provides its student-athletes the chance to travel to scenic destinations and gain exposure in some of the nation's most diverse markets. In addition, the WAC's student-athletes work to achieve the highest levels of success with the academic support of their respective institutions.

The WAC has experienced tremendous success over the years. Since 2000, a total of 43 football teams have been invited to bowl games, including more than half of its teams in 2008 with a record-tying five. The conference has sent teams to BCS bowl games three times since 2006. In men's basketball, the WAC has sent at least two teams to the NCAA Tournament in 24 of the past 29 seasons. In baseball, the WAC has boasted two national champions since 2003. In women's basketball, Louisiana Tech basketball has played in all but three NCAA postseason tournaments during its history.

In 2001, the WAC partnered with ESPN for coverage of football and basketball giving the conference national exposure from one of the most respected broadcast entities in the country. The WAC also officially added WAC.tv in 2006 to give fans streaming internet access to many of its postseason championships including volleyball, soccer, swimming and diving, basketball, softball and baseball.

The WAC is the sixth oldest among the nation's 11 Division I-A conferences. Its history traces back to July 27, 1962, when the original six-team league of Arizona, Arizona State, Brigham Young, New Mexico, Utah and Wyoming began competition.

The first championship was held in November 1962, when Arizona won the men's cross country title and New Mexico followed with the first WAC football title. Arizona finished second in the NCAA College World Series and, less than three years later, Arizona State claimed the league's first NCAA title when the Sun Devils won the College World Series trophy. Fresno State was the last WAC school to earn a NCAA team title when it won the College World Series in 2008.

Since 1962, several changes have occurred. UTEP and Colorado State became members in September 1967, while Arizona and Arizona State withdrew on June 30, 1978. The WAC then added San Diego State (1978), Hawai'i (1979) and Air Force (1980). Before 1990, the WAC sponsored championships only in men's sports. However, a merger with the High Country Athletic Conference formed a single conference under one administrative structure, and the 1990-91 athletic year was the first in which both men and women competed under the WAC name. Fresno State was added in 1992, and then in 1996, the women's programs from Air Force and Hawai'i along with six new schools (UNLV, Rice, San Jose State, SMU, TCU and Tulsa) came into the WAC. Air Force, Brigham Young, Colorado State, UNLV, New Mexico, San Diego State, Utah and Wyoming withdrew on June 30, 1999. Nevada (2000), Boise State (2001) and Louisiana Tech (2001) were added while TCU withdrew following the 2000-01 season. In 2005, Idaho, New Mexico State and Utah State joined the WAC after Rice, SMU, UTEP and Tulsa withdrew. Boise State withdrew prior to the 2011-12 season. The current membership began on July 1, 2012 when the WAC added Denver, Seattle, UT-Arlington, UTSA and Texas State to replace withdrawing members, Fresno State, Hawai'i and Nevada. New members, CSU Bakersfield, Grand Canyon and Utah Valley, will join the conference on July 1, 2013.

The WAC has had just six commissioners in its history. Paul Brechler was named the first leader of the conference and held the position from 1962-1968. He was followed by Wiles Hallock (1968-71), Stan Bates (1971-80), Dr. Joe Kearney (1980-94), Karl Benson (1994-2012) and current interim commissioner Jeff Hurd (2012-present).

Presently, the WAC crowns team and individual champions in 19 sports - eight men's and 11 women's. For the men, there are championships in baseball, basketball, cross country, football, golf, tennis, indoor track and field and outdoor track and field. Championships for women are held in basketball, cross country, golf, gymnastics, soccer, softball, swimming and diving, tennis, indoor track and field, outdoor track and field and volleyball.

The WAC office has been located in the Denver area since the conference's inception with the exception of a two-year stay in Phoenix from 1964-66.

2013 WAC BASEBALL SCHOOLS

CSU Bakersfield
Bakersfield, Calif.



Louisiana Tech
Ruston, La.



Sacramento State
Sacramento, Calif.



Seattle U
Seattle, Wash.



UT Arlington
Arlington, Texas



Dallas Baptist
Dallas, Texas



New Mexico State
Las Cruces, N.M.



San Jose State
San Jose, Calif.



Texas State
San Marco, Texas



UTSA
San Antonio, Texas





2013 WESTERN ATHLETIC CONFERENCE BASEBALL TOURNAMENT



2013 WAC Baseball Tournament

May 22-26 - QuikTrip Park
1600 Lone Star Parkway
Grand Prairie, TX 75050



Directions:

- From the Central Dallas area: Travel Westbound on Interstate 30, exit Belt Line Road Northbound. Proceed 1/4 mile and turn right on at Gate 2 for general parking.
Directions from the North Dallas area: Travel southbound on Interstate 35. From I-35E South, follow signs "to Hwy 183" Westbound. Exit Belt Line Road and proceed south 5 miles. Turn left at Gate 2 for general parking.
Directions from Ft. Worth: Travel Eastbound on Interstate 30 to Belt Line Road Northbound. Proceed 1/4 mile and turn right at Gate 2 for general parking.
Directions from Arlington: Travel North on 360 to Interstate 30 Eastbound and proceed approximately 5 miles to Belt Line Road Northbound. Proceed 1/4 mile north and turn right at Gate 2 for general parking.

Hotels:

- 1. Arlington Hilton - Holding 10 doubles and 20 kings until May 10, 2013 for \$125 a night. Here is a link for the WAC fans to reserve rooms. Phone: 817-640-3322
2. Arlington Crowne Plaza Suites - Holding 20 rooms (non-smoking King suites) @ \$119 a night (no breakfast). 700 Ave. H Arlington, TX 76011. Phone: Reservations at 817-394-5800.
3. Hyatt Place - Grand Prairie. 80 rooms. Kings \$99 and Doubles at \$109. Rooms include bed and a sofa sleeper. Very nice hotel. Complimentary hot breakfast. 1542 N. Hwy. 360, Grand Prairie, TX 75050. Phone: 972-988-6800.
4. Wingate Inn - Arlington. 25 rooms (10 kings, 15 doubles) @ \$95 room (maybe \$85 - they told me both). Includes breakfast. Hold until April 12, 2013. Phone: 817-640-8686 and say: "Western Athletic Conference Fan Block of \$85."
5. Springhill Suites - Arlington. Springhill Suites by Marriott. 1975 E. Lamar Blvd. Arlington, TX 76006 Rate: \$99 night includes full hot breakfast buffet. All Suites. Either Two doubles Beds w/ Queen sofa sleeper or One King bed with Queen Sofa sleeper - same rate. Was just totally renovated last year. Within a 1/2 mile of the Hilton. Phone: 817-456-2667
6. Hyatt Place - Arlington. \$89 with complimentary Continental Breakfast. Will only hold 20 rooms. Next to Six Flags in Arlington. Phone: 817-649-7676.
7. LaQuinta Inn and Suites - Arlington. La Quinta Arlington North (Next to Six Flags) 825 Watson Rd., Arlington, Texas 76011 20 doubles/10 kings with hot breakfast. \$115 for doubles/king. Phone: 817-640-4142

2013 WESTERN ATHLETIC CONFERENCE PRESEASON RANKINGS AND AWARDS

2013 WAC Preseason Coaches Poll

Table with 3 columns: Rank, Team (first place votes), Points. Rows include Dallas Baptist (8), Texas State (1), New Mexico State, Sacramento State (1), CSU Bakersfield, UT Arlington (45), Louisiana Tech, UTSA, San Jose State, Seattle U.

2013 WAC Preseason All-Conference Teams

Pitcher of the Year: Jeff McKenzie, CSU Bakersfield
Coach of the Year: Dan Heefner, Dallas Baptist
Field Player of the Year: Boomer Collins, Dallas Baptist
Freshman of the Year: Scott Blumer, Sacramento State

First Team

- P Adam Mott, New Mexico State
P Jeff McKenzie, CSU Bakersfield
P Dallas Chadwick, Sacramento State
IF Andrew Ayers, Sacramento State
IF Parker Hipp, New Mexico State
IF Ryan Gebhardt, Louisiana Tech
IF Cael Brockmeyer, CSU Bakersfield
IF Ryan Walker, UT Arlington
OF Boomer Collins, Dallas Baptist
OF Justin Higley, Sacramento State
OF Kevin Younger, CSU Bakersfield
UTIL Rhys Hoskins, Sacramento State

Second Team

- P Cy Sneed, Dallas Baptist
P Michael Smith, Dallas Baptist
P Taylor Aikenhead, CSU Bakersfield
IF Clay Cederquist, Sacramento State
IF Tanner Rust, New Mexico State
IF Duncan McAlpine, Dallas Baptist
IF Austin Hedges, Louisiana Tech
IF Oscar Sanay, CSU Bakersfield
OF Kyle Phillips, New Mexico State
OF Ronnie Mitchell, Dallas Baptist
OF Nick Schultz, San Jose State
UTIL David Del Grande, Sacramento State



UT ARLINGTON
HILTON INVITATIONAL
CLAY GOULD BALLPARK



Friday March 1, 2013 - Sunday March 3, 2013

Game Schedule

Tournament Information

Friday	11:00 a.m.	Illinois vs. Houston Baptist
	3:00 p.m.	Houston Baptist vs. UT Arlington
Saturday	11:00 a.m.	Houston Baptist vs. Illinois
	3:00 p.m.	Illinois vs. UT Arlington
Sunday	11:00 a.m.	Illinois vs. UT Arlington
	3:00 p.m.	Houston Baptist vs. UT Arlington

Media Credentials- Contact Art Garcia at office (817) 272-2239 or by Cell: (817) 797-8379 or e-mail at artgarcia@uta.edu

Uniforms & Dugouts- Home team will wear white uniforms on day one. Coaches will coordinate colors for day two and three. Visitors will occupy the third base dugout.

Tickets- There will not be a pass list for students. Two complimentary tickets per coach and bus driver will be provided.

UT Arlington at Rangers Ballpark in Arlington

TCU vs. UT Arlington
March 19, 2013 - 6:30 p.m.



UT Arlington and TCU will meet at Rangers Ballpark in Arlington for the first of three meetings this season. The team's split the 2012 home-and-home series last season and meet for the 147th time. TCU leads the overall series 91-50-1 all-time. However, UTA has won two of the last three meetings between the two teams. Following the neutral site game, the teams will play a home-and-home series taking place March 16 at Clay Gould Ballpark and May 14 in Fort Worth.




About Rangers Ballpark in Arlington

On April 1, 1994, a new era for the Texas Rangers began with the opening of Rangers Ballpark in Arlington. The beautiful baseball-only facility serves as the centerpiece of a 270-acre complex which solidifies Arlington, Texas as an entertainment giant in the Southwest.

Rangers Ballpark in Arlington, completed in just 23 months, is a state-of-the-art building with the utmost in customer convenience. Yet, the 49,170-seat open-air ballpark was designed and built with tradition and intimacy in mind,

containing features such as a granite and brick facade, exposed structural steel, an asymmetrical playing field, and a home run porch in right field. Texas architecture is featured throughout, from the outer facade to the Lone Stars in the concourses and on the seat aisles.

This unique complex also includes a four-story office building within the ballpark, a youth baseball park, a 12-acre lake, and parks and recreation space on the perimeter. Total cost of the project was approximately \$191 million.



CLAY GOULD BALLPARK

THE HOME OF UT ARLINGTON BASEBALL

For years, UT Arlington has enjoyed playing on one of the most well-manicured baseball surfaces in the country. The Mavericks enter their 38th season at the same ballpark that has seen a few overhauls during its nearly four decades of housing the team.

Prior to the start of the 2003 season, renovations to the stadium were completed featuring a brand new grand entranceway and added seating to boost the capacity to 1,600. The facility received a new state-of-the-art lighting system, which allows the Mavericks the ability to play night baseball.

The facility was re-named Clay Gould Ballpark on April 26, 2003, after the former UT Arlington standout player and coach. The name change was at the suggestion of Dr. Allan Saxe, an associate professor of political science at UT Arlington, whom the ballpark was previously named after.

In front of a crowd of nearly 1,000 people, the name change officially took place and Gould's widow, Julie, and daughter, Logan, unveiled the memorial of Clay Gould on the outside wall of the main entranceway.

In 2009 a Daktronics ProStar® LED Display video board was installed and the center section of the grandstands also received an upgrade with approximately 345 new seats added.

Further additions to the stadium took place in 1999, when a three-foot high brick wall - that spans from dugout to dugout - was added, along with a new net backstop. Projects for the 2010 season included adding a "brag board" next to the scoreboard/video board.

The stadium was named for Saxe, after his overwhelming generosity made it possible for UT Arlington to continue its development of one of the finest facilities in the NCAA.

The stadium was originally opened in 1974 as the Mavericks hosted TCU in the UT Arlington debut of head coach Butch McBroom.

In 36 seasons, the Mavericks have established Clay Gould Ballpark as one of the toughest places for a visiting team in the country. Since 1974, the Mavericks have averaged 20 wins per season at home. In all, UT Arlington has won 703 games, while losing just 395 for a .640 home field winning percentage.

In 1986, the field was completely renovated. The entire field was sprigged with a fine natural turf (Hybrid Bermuda Tiff 419). A hydraulic powered irrigation system was installed while the surface was leveled and a new infield dirt mixture was applied along with the addition of a warning track surrounding the field.

UT Arlington's coaching staff serves as the head groundskeepers. With the help of the Maverick baseball players, Clay Gould Ballpark is now considered one of the finest playing surfaces in the Southwest. Besides UT Arlington baseball, the diamond has played host to the Texas State Junior College Tournament, the state American Amateur Baseball Congress Connie Mack and American Legion Tournaments and numer-

ous high school playoff games. It also served as the venue for Major League tryout camps.

Nolan Ryan, Alex Rodriguez, Roger Clemens and Ozzie Smith have made appearances at the Ballpark for individual workouts, commercials, camps and clinics.

Clay Gould Ballpark also includes three remodeled astro-turfed batting cages and a 10-foot padded wall.

The field has dimensions of 330 feet down the lines, 380 feet into the power alleys and 400 feet to straight away center field.

UT Arlington Year-By-Year Record

Year	W-L	Pct.	Year	W-L	Pct.
1974	14-11	.560	1994	17-16	.515
1975	17-13	.567	1995	18-16	.529
1976	19-7	.731	1996	17-14	.584
1977	13-22	.371	1997	15-15	.500
1978	22-10	.688	1998	13-13	.500
1979	14-10	.583	1999	15-15	.500
1980	28-13	.683	2000	15-14	.517
1981	30-8	.789	2001	18-12	.600
1982	32-5	.865	2002	22-7	.759
1983	20-13	.606	2003	13-4	.765
1984	26-3	.897	2004	21-11	.656
1985	29-12	.707	2005	12-15	.444
1986	19-12	.613	2006	14-12	.538
1987	24-7	.774	2007	12-17	.480
1988	20-9	.690	2008	17-13	.567
1989	21-10	.677	2009	20-7	.741
1990	23-9	.719	2010	16-14	.533
1991	23-11	.676	2011	16-13	.552
1992	26-3	.897	2012	23-7	.766
1993	24-6	.800			

UT Arlington All-Time at Clay Gould Ballpark

Year	W-L	Pct.
37 yrs.	758-429	.638



TABLE OF CONTENTS
UT Arlington Coaches

Head Coach Darin Thomas 11
DT History at UTA..... 12
Asst. Coach Jay Sirianni..... 14
Vol. Asst. Coach Troy Conkle..... 14
Asst. Coach K.J. Hendricks 15
Director of Ops. Tim Steggall 15





Darin Thomas

Head Coach - Sixth Year



UT Arlington head coach Darin Thomas took over the baseball program in 2008 after serving seven years as an assistant coach. The program has continued to grow under Thomas' watch, culminating in a trip to the 2012 NCAA Regionals as the Southland Conference champions.

The Mavericks are 148-142 during Thomas' tenure, including a 36-25 campaign in 2012. UT Arlington has traditionally played a daunting schedule littered with regional powers such as Texas, Texas A&M, Baylor, Oklahoma and Oklahoma State, in addition to ranked teams from around the country. The Mavericks own wins over 11 ranked teams under Thomas.

Thomas' guidance plus UT Arlington's challenging has helped prepare players for the next level. Since Thomas' arrival at UT Arlington, over 40 players have been either drafted or signed with Major League teams.

He has coached 34 All-Conference performers (15 first-team selections), 17 SLC All-Tournament team selections, two SLC Tournament Most Valuable Players, two SLC Players of the Year, three SLC Hitters of the Year, two SLC Newcomers of the Year, four SLC Batting Champions, one SLC Freshman of the Year and one SLC ERA Champion.

In addition, out of the nine UTA players who have played in the Major Leagues, Thomas has coached six, including Daniel Ortmeier (2000-02), Ryan Roberts (2002-03), Mark Lowe (2002, 2004), Hunter Pence (2003-04), Adam Moore (2006) and Dillon Gee (2005-07).

Thomas' squads have also had unparalleled success in the classroom. Baseball student-athletes have finished with a cumulative GPA of 3.04 in 10 semesters since Thomas became head coach during the 2007-2008 academic year. Thomas came to UT Arlington following nine years as an assistant coach at Seward County Community College, where he assisted National Junior College Athletic Association Hall of Fame Coach Galen McSpadden.

While at SCCC, Thomas helped lead the Saints to a 346-144 (.706) record while being ranked in the Top 20 nationally during seven seasons. Seward County captured four Jayhawk West Conference crowns, four runner-up finishes and one Sub-Region VI Tournament title.

Before coming to Arlington, Thomas spent his previous four summers as the head coach with the semi-pro Liberal Bee Jays of the Jayhawk League, where he worked with late UT Arlington coach Clay Gould for three summers.

Thomas began his collegiate playing career at Seward County where he earned All-Conference and All-Region VI honors as a right-handed pitcher in 1986. He helped lead his team to a Jayhawk West Conference title and to the program's first-ever Sub-Region VI Tournament championship by going 11-1 on the mound.

Thomas earned a bachelor's degree in marketing and physical education from Oklahoma Christian University in 1989 and a master's degree in sports administration from Fort Hays State University in 1996. He began his coaching career in 1990 at Oklahoma Christian High School before moving to Seward County CC in 1991.

Thomas and his wife, Jean, have three children, Megan, Ryan and Reed.



THE DARIN THOMAS FILE

Year	Overall	Conference	SLC	SLC Tournament
2012	36-25	19-14	4th	4-0
2011	27-28	13-17	7th	N/A
2010	29-31	19-14	5th	2-2
2009	30-26	19-13	5th	1-2
2008	26-31	16-14	6th	0-2
Total	148-141	86-72	---	7-6

At UT Arlington (two seasons as head coach)

ALL GAMES

Overall	148-141 (.510)
Home	90-53
Away	46-77
Neutral	10-11

SOUTHLAND CONFERENCE GAMES

Overall	86-72
Home	45-33
Away	39-39

NON-CONFERENCE GAMES

Overall	43-58
Home	31-20
Away	5-28
Neutral	7-10

SLC TOURNAMENT GAMES

Overall	7-6
---------	-----

GAMES VS. RANKED OPPONENTS

Overall	15-24
1-10	4-9
11-30	11-15

GAMES VS. UNRANKED TEAMS

Overall	131-107
---------	---------

DAY GAMES

Overall	89-84
---------	-------

NIGHT GAMES

Overall	57-57
---------	-------

VS. LEFT-HANDED STARTER

Overall	42-43
---------	-------

VS. RIGHT-HANDED STARTER

Overall	104-98
---------	--------

EXTRA INNINGS

Overall	16-11
---------	-------

1-RUN GAMES

Overall	41-38
---------	-------

2-RUN GAMES

Overall	18-21
---------	-------

5 + RUN GAMES

Overall	60-52
---------	-------

SHUTOUTS

Overall	11-12
---------	-------

BY MONTH

Overall	110-116
February	17-18
March	40-46
April	52-40
May	30-37
June	0-2



Top-10 Wins		
Rk.	Score (Location)	Date
7	#7 Texas A&M 8, UTA 16 (Arlington)	5/17/07
7	#7 Baylor 4, UTA 5 (Arlington)	4/14/09
9	UTA 3, #9 TCU 2 (Fort Worth)	3/15/11
2	UTA 3, #2 Texas A&M 2 (College Station)	4/10/12

Top 11-25 Wins		
Rk.	Score (Location)	Date
14	#14 Oklahoma State 3, UTA 7 (Arlington)	
20	UTA 4, #20 Texas 3 (Austin)	
25	#25 Minnesota 2, UTA 6 (Arlington)	
25	#25 Minnesota 5, UTA 12 (Arlington)	
17	#17 Oklahoma 5, UTA 8 (Arlington)	
25	#25 Texas State 6, UTA 14 (Arlington)	
19	#19 Wichita State 3, UTA 9 (Arlington)	
25	#25 Texas State 5, UTA 6 (Arlington)	
25	#25 Texas State 3, UTA 9 (Arlington)	
13	UTA 7, #13 Texas 5 (Austin)	
16	UTA 10, #16 Oklahoma 3 (Norman)	



Head Coach Darin Thomas

vs. All Opponents

Alabama _____	2-0	Louisiana Tech _____	3-4	Sam Houston State _____	8-8
Arkansas State _____	1-0	Mary Hardin-Baylor _____	1-0	Siena _____	2-0
Baylor _____	2-9	McNeese State _____	11-6	South Dakota State _____	1-0
BYU _____	2-1	Minnesota _____	2-0	Southeastern Louisiana _____	6-11
Central Arkansas _____	11-1	Missouri State _____	2-4	Stephen F. Austin _____	8-11
Creighton _____	0-1	Nevada _____	0-1	TCU _____	2-8
Dallas _____	1-0	New Orleans _____	1-0	Texas _____	2-2
Dallas Baptist _____	4-9	Nicholls _____	10-6	Texas A&M _____	2-5
Houston _____	0-3	Northwestern State _____	11-4	Texas A&M-Corpus Christi _____	14-3
Houston Baptist _____	5-2	Northwood _____	1-0	Texas State _____	6-12
Illinois _____	0-1	Oklahoma _____	2-3	UALR _____	2-0
Iowa Wesleyan _____	1-0	Oklahoma Christian _____	2-0	UT-Pan American _____	3-0
Lamar _____	5-12	Oklahoma State _____	1-2	UTSA _____	9-6
Louisiana-Monroe _____	1-1	Oral Roberts _____	0-3	Wichita State _____	2-2



Asst. Coach Jay Sirianni Ninth Season

UT Arlington pitching coach Jay Sirianni joined the program in 2005. Under his watch, more than 20 pitchers have signed contracts with MLB organizations.

Under Sirianni's watch, the UT Arlington pitching staff has consistently been one of the best in its conference. Sirianni was promoted to recruiting coordinator in 2007, coinciding with UT Arlington naming Darin Thomas head coach.

Before his arrival at UT Arlington, Sirianni spent three seasons as the pitching coach at Barton County Community College in Great Bend, Kan. While at Barton County, Sirianni helped lead the Cougars to a 113-56 record with a pitching staff ERA of 4.69.

He began his collegiate playing career at Texas A&M before transferring to Nebraska to play for head coach Dave Van Horn. In four years in Lincoln, Sirianni compiled a 15-9 record and was the Friday night starter in 1999.

In the summer of 1998, Sirianni was a member of the Liberal Bee Jays that advanced to the NBC World Series in Wichita, Kan. That team was coached by Darin Thomas and the late Clay Gould.

Following his career at Nebraska, Sirianni was signed as a free agent by the Cleveland Indians. Sirianni began his professional career with the Burlington Indians (Rookie League) and also spent time with the Mahoning Valley Scrappers (New York-Penn League) and Kingston Indians (Carolina League).

After finishing his pro career in January 2001, Sirianni returned to Nebraska for his final semester and earned a bachelor's degree in history in May 2001.

Sirianni is a native of Indianola, Iowa, and played his prep career at Indianola High School. He earned 10 varsity letters with four coming in baseball and three each in track and field and football. He was a two-time All-State selection and a three-time All-Conference pick.

Sirianni's father, John, is the Director of Athletics at Division III Simpson College in Indianola after spending 20 years as the school's head baseball coach. His brother, Mike, is a high school baseball coach in Jonesboro, Ark.

Sirianni married the former Erin McKernan on Sept. 2, 2006. The couple celebrated the birth of their first child, Mia, in September of 2010.



Volunteer Asst. Coach Troy Dean Conkle Third Season

Troy Conkle begins his third stint with UT Arlington, this time as the team's volunteer assistant coach. Previously, Conkle coached under Mavericks legend Clay Gould for eight seasons off and on from 1995-2003.

Conkle starts his third decade with UTA and was a member of the Mavericks staff that coached the team to the Southland Conference championship in 2001. That team also won the only NCAA Regional Tournament game in program history when the Mavs topped Houston in the Rice Regional.

Even before coaching UT Arlington, the Southland Conference was hardly new terrain for Conkle, a First-Team All-SLC performer in 1992 and '93 as Northwestern State's shortstop. Conkle's teammates thought enough of him to make him a two-year captain. He also anchored a Northwestern State defense that led the league in defense in 1992.

Conkle's pedigree began at Northwestern State, where he played for former Alabama head coach Jim Wells as well as current Alabama coach Mitch Gaspard and current Ole Miss coach Mike Bianco. Conkle graduated from NSU in 1994 with a degree in broadcast journalism.

Before transferring to Northwestern State, Conkle was a junior college All-American freshman at Paris Junior College.

After college, Conkle played independent ball in the Texas-Louisiana League from 1994-97. His team, Abilene, won the Texas-Louisiana League championship in 1996. He was also named an all-star in 1995. In 1997, his final year as a player, Conkle pitched while also serving as the pitching coach. He carried that into a one-year stint as the pitching coach for Abilene Christian University.

Conkle later returned to school, earning a law degree from Texas Wesleyan School of Law.

Conkle is married to the former Jennifer Berry. The couple has two kids, Caroline and William.



Asst. Coach K.J. Hendricks Sixth Season

K.J. Hendricks enters his sixth season with the Mavericks in 2011, his second as an assistant coach. Hendricks spent the two previous seasons on the UT Arlington staff as a volunteer assistant (2009) and team chaplain (2008). Hendricks serves as the team's hitting and defensive coach.

In his first year as the UTA hitting coach, Hendricks helped Michael Choice win the Southland Conference batting title with a .383 average. Choice wasn't alone in finding prosperity in the Mavericks' batting order last season.

Hendricks mentored six full-time starters to batting averages of .300 or better and eight regular starters to on-base percentages of .340 or better. By the year's end, Hendricks helped steer the UTA offense to top-10 finishes in program history in home runs, RBI, runs scored, hits and doubles.

Hendricks returned to UT Arlington in the fall of 2007 after completing his professional playing career that spanned six seasons with the Colorado Rockies, Baltimore Orioles and Fort Worth Cats. Hendricks earned his bachelor's degree at UT Arlington in 2008.

Hendricks played his freshman season at Temple College before joining the Mavericks for a standout two-year career from 2001-2002. Hendricks was then selected by the Colorado Rockies in the 2002 MLB Draft in the 26th round with the 771st overall selection.

In 2005, Hendricks was named the "Fastest Base Runner" in the Colorado Rockies farm system by Baseball America. His last season with the Rockies was another successful campaign batting .286 (136-for-475) with 100 runs, 20 doubles, five triples, three home runs, 54 RBI and 34 stolen bases with class-A Visalia Oaks in the California League. He completed his professional career with 134 stolen bases and a career batting average of .284.

In his first year playing at UT Arlington, Hendricks earned second team All-Southland Conference honors as well as earning the nickname "The Pest" by late UT Arlington head coach Clay Gould because of Hendricks' aggressive playing style.

Hendricks ranks fourth on the all-time UTA career stolen bases list with 69, which is the most in UTA history for a two-year letterwinner.



Dir. of Operations Tim Steggall First Season

Tim Steggall is in his third season with UTA Baseball, and his first as Director of Baseball Operations. In this role, he is responsible for administrative duties, scouting reports and charts, organizing travel accommodations and logistics, organizing baseball camps, and helping with alumni events and baseball fundraisers.

After playing for the Mavericks in 2009, Steggall returned for the 2012 season as the Student Volunteer Coach while he finished his degree. He worked mostly with the pitchers and served as the bullpen coach. Before returning to UTA as a coach, Steggall had a varied playing career. Steggall's collegiate playing career consisted of three different colleges and spanned almost the entire West Coast. After growing up in California, he played his freshman year at NCAA Division III University of Puget Sound in Tacoma, WA, under Head Coach Brian Billings where he was named 1st Team All-Region.

Steggall transferred to Central Arizona College for his sophomore year, where he played under Head Coach Jon Wentz. He helped lead the team

to a Junior College World Series berth in Grand Junction, CO. He was named 1st Team All-Region, 1st Team All-Conference, as well as Central Arizona Male Student Athlete of the Year. Steggall was also named to the Central Arizona College Academic Honor Roll during both semesters.

After the successful year at Central Arizona, Steggall transferred to UT Arlington for the 2009 season, a season in which he started every game at shortstop. In the summer after his junior year, while playing for Barry Aiden and the Seattle Studs, Steggall signed a free agent contract with the Texas Rangers as a pitcher. He pitched in the Rangers organization from 2009-2011.

Steggall graduated summa cum laude in 2012 with a B.A. in English, and is currently working toward his Master's in Business Administration and a Master's Degree in Economics.



TABLE OF CONTENTS

Returning Mavericks

John Beck.....	17
Brent Bollinger.....	18
Cody Dyvig	19
Daniel Garcia	20
Sam Hansen.....	21
Brandon Lawrence	22
Greg McCall	23
Kasey Merck.....	24
Derek Miller	25
Chad Nack.....	26
Jake Pinchback.....	27
Matt Shortall	28
Travis Sibley	29
Zach Thompson.....	30
Ryan Walker	31
Chase Weaver.....	32
Kennedy Winn.....	33





#19 John Beck

6-3, 200, Jr., RHP - Temple, Texas

2012

- Posted a 3-1 record while UTA went 6-1 during his starts
- Finished with a 3.71 ERA
- Picked up his first win of theyear by allowing just two earned runs against Houston Baptist on Feb. 24
- Had a no-decision despite a season-high eight-strikeouts, five-hit performance againg Houston Baptist on Mar. 2
- Picked up the win in the SLC Tournament first-round game by yielding just three runs on four hits in six innings of work

Stephen F. Austin (4/29)

- Gave up one earned run in 3.0 innings pitched against Louisiana Tech (5/3)
- Pitched 5.2 innings and allowed two earned runs against Texas A&M-Corpus Christi (5/8)
- Pitched 7.0 innings and allowed three earned run in a win over Texas State (5/21)

High School

- A four-year varsity letterwinner at Belton High School for head coach Eddie Cornblum
- As a senior, compiled an 8-2 record with a 1.80 ERA and 38 strikeouts
- Tabbed a first-team All-District pitcher as a senior and a second-team All-District pitcher as a junior
- played for the Waco Storm

2011

- Appeared in 18 games, making 8 starts
- Compiled a 3-3 record and one save with a 4.04 ERA
- Struck out 37 batters and produced a 2.18 strikeout-to-walk ratio
- Held opposing batters to a .308 batting average
- Allowed two earned runs in 4.1 against TCU to record first win of the year (3/15)
- Pitched 7.0 scoreless innings and allowed four hits in first start of the year against UTSA (3/20)
- Allowed three earned runs in 4.0 innings against Northwestern State (3/27)
- Allowed three earned runs in 5.0 inning against Mc-Neese State (4/17)
- Pitched 2.2 innings against Central Arkansas to pick up a save (4/23)
- Pitched 5.0 innings and allowed two runs in a win over

Personal

- Son of Rick and Marcie Beck
- Born March 26, 1992
- Mechanical engineering major at UT Arlington

Batting	G	AB	R	H	AVG.	2B	3B	HR	TB	SLG.	RBI	SB	SBA	BB	SO	HBP	SH	SF
2012	12	12	5	2	.167	1	0	0	0	.250	1	0	0	3	3	1	0	0
TOTAL	12	12	5	2	.167	1	0	0	0	.250	1	0	0	3	3	1	0	0

Pitching	App	GS	CG	W	L	SV	ShO	IP	H	R	ER	BB	SO	ERA
2011	18	8	0	3	3	1	0	55.2	65	28	25	17	37	40.4
2012	9	7	0	3	1	0	0	37.2	46	20	18	12	25	4.30
TOTAL	27	15	0	6	4	1	0	93.4	111	48	43	29	62	4.14



#23 Brent Bollinger

6-2, 185, Sr., INF - Snyder, Texas

2012

Personal

- Posted a .275 batting average in 28 games (23 starts)
- Went a perfect 4-for-4 in steal attempts
- Had a pair of three-hit games, one against Stephen F. Austin on Feb. 26 and the other at UTSA on Apr. 13
- Had a season ests with two runs knocked in and two runs scored with his three-hit contest at UTSA
- Hit safely in 11 of 12 games from Apr. 4-22

- Son of Charles Bollinger and Staci Danford
- Born October 12, 1989
- Interdisciplinary studies major at UT Arlington

Junior college

- Played at Midland Junior College

High School

- A four-year letterwinner at Snyder High School under head coach Charles Bollinger
- As a senior, earned 3A player of the year and first-team All-State honors, along with helping his team win the 3A State Championship
- Batted .455 with six home runs, 45 RBIs, and 19 stolen bases
- Went 16-1 as a pitcher with a .89 ERA and 161 strike-outs
- Received second-team All-State and First-Team All-Big Country honors as a junior
- Earned four letters in basketball, and two letters in football and track

Batting	G	AB	R	H	AVG.	2B	3B	HR	TB	SLG.	RBI	SB	SBA	BB	SO	HBP	SH	SF
2012	28	80	14	22	.275	2	0	0	0	.300	7	4	0	10	18	0	1	0
TOTAL	28	80	14	22	.275	2	0	0	0	.300	7	4	0	10	18	0	1	0



#7 Cody Dyvig

5-11, 170, Sr., INF - Fort Worth, Texas

2012

- Played in 15 games, making four starts, on the year
- Batted .148 with four hits in 27 tries
- Started the season with a pitch-hit two-RBI single at LA Tech on Feb. 19
- Had a two-hit game against the University of Dallas on April 4

- 24 Southland Conference games
- Recorded nine of 10 extra-base hits in SLC games
- Member of the Capital One/Southland Conference 2010 Commissioner's Spring Academic Honor Roll

2011

- Batted .242 in 33 games with 12 starts
- Finished with two infield base hits
- Finished the season with four stolen bases
- Had one bunt base hit and one two-out RBI for the season
- Batted .222 (2-for-9) with a run scored in three appearances and two starts in the SLC tournament, all at second base

High School

- A three-year varsity letterwinner at Keller-Central High School for head coach David Zeigler
- As a senior, batted .422 with three doubles, four triples, five home runs, 21 RBI and 14 stolen bases
- Named second team All-District (shortstop) and earned San Marcos All-Tournament honors
- Hit .429 with a .515 on-base percentage as a junior.
- Was team Co-MVP and Top Hitter and named first team All-District in 2008
- Four-year member of National Honor Society
- Played 2008 and 2009 summer with Arlington A's
- Hit .550 during 2008 summer and named All-Tournament at the Dallas Premier World Series in 2009

2010

- Batted .293 (41-for-140) while playing in 45 games
- Made 37 starts, all at second base
- Had nine doubles and one triple
- Scored 19 runs and drove in 12 more
- Made first-career start and recorded first-career hit against Dallas Baptist (2/20)
- Went 3-for-4 with a stolen base at Northwestern State (3/27)
- Went 2-for-5 with a career-high three runs scored at A&M-Corpus Christi (4/30)
- Had two game-tying RBI and batted .320 (24-for-75) in

Personal

- Son of Lanny and Theresa Dyvig
- Born Feb. 14, 1991
- Sports therapy/criminal justice major at UT Arlington

Batting	G	AB	R	H	AVG.	2B	3B	HR	TB	SLG.	RBI	SB	SBA	BB	SO	HBP	SH	SF
2010	45	140	19	41	.293	9	1	0	52	.371	12	3	5	4	24	2	1	2
2011	33	62	7	15	.242	0	0	0	15	.242	3	4	4	6	8	0	0	1
2012	15	27	1	4	.148	1	0	0	0	.185	2	0	0	2	10	0	0	0
TOTAL	93	229	27	60	.262	10	1	0	67	.314	17	7	9	12	42	2	1	3



#23 Daniel Garcia

6-0, 180, Jr., C - Arlington, Texas

2012

- Appeared in 14 games, making 11 starts
- Had a .160 batting average with four hits in 25 official at-bats
- Also walked six times for a .360 slugging percentage.
- Scored three runs on the year

2011

- Played in 16 games starting two and batting .214
- Finished the season with one infield base hit and one bunt base hit
- Went 2-for-3 with one run against Mary Hardin-Baylor (4/13)

2010

- Redshirted
- Member of the Capital One/Southland Conference 2010 Commissioner's Spring Academic Honor Roll

High School

- A three-year varsity letterwinner at Arlington Martin High School for head coach Curt Culbertson, who played at UTA (1980-82)
- As a senior, batted .380 with 12 doubles and two home runs
- Named team MVP, first team All-District and was selected to play in the Texas High School All-Star Game.
- Led team to a 22-8 overall record
- During junior season, batted .444 with a home run.

- Tabbed first-team All-District and named District Defensive Player of the Year
- Led Martin to an undefeated (14-0) district record and to a 20-5 overall record
- Also helped team to district championship in 2007.
- Lettered one year in football while team made Bi-District finals
- Named Martin Student of the Year and a member of the National Honor Society
- Played 2009 summer with the Arlington A's
- Led A's with a .375 batting average and hit three home runs while A's finished second at the Premier World Series
- Led Arlington A's in 2008 summer with a .415 batting average

Personal

- Son of John and Marylee Garcia
- Born September 6, 1990
- Sports management major at UT Arlington

Batting	G	AB	R	H	AVG.	2B	3B	HR	TB	SLG.	RBI	SB	SBA	BB	SO	HBP	SH	SF
2010	0	0	0	0	0	0	0	0	0	0	0	0	0	0	0	0	0	0
2011	16	14	3	3	.214	0	0	0	3	.214	0	0	0	4	4	2	0	0
2012	14	25	3	4	.160	0	0	0	0	.160	0	0	0	6	5	2	4	0
TOTAL	30	39	6	7	.179	0	0	0	3	.179	0	0	0	10	9	4	4	0



#16 Sam Hansen

6-0, 201, Sr., RHP - Hewitt, Texas

2012

- Sat out due to injury

2011

- Appeared in 12 games as a relief pitcher
- recorded an 0-1 record with a 5.19 ERA in 17.1 innings pitched
- held opponents to a .277 batting average and struck out 13
- pitched 1.0 scoreless inning against UTSA (3/19)
- pitched 1.0 scoreless inning against Baylor (3/22)... pitched 3.0 scoreless innings against Southeastern Louisiana (4/9)
- pitched 1.0 inning against Mary Hardin-Baylor (4/13)
- pitched 3.0 innings and allowed one unearned run against Central Arkansas (4/22)

2010

- Appeared in 11 games, starting one, accumulating a 17.05 ERA (24 earned runs in 12 2/3 innings pitched)
- made career debut at Dallas Baptist (2/20)
- made first career start vs. Creighton (3/10), lasting 2 innings
- struck out two batters and allowed no hits or walks in 1-inning relief appearance at TCU (3/30)
- pitched a scoreless inning with a strikeout against Stephen F. Austin (5/9)

High School

- A three-year varsity letterwinner at Midway High School for head coach Tom Gladney
- as a senior, batted .331 with 11 doubles, three home runs and 31 RBI with six stolen bases
- posted a 3-1 record on the mound
- tabbed second team All-Conference
- helped lead team to a 23-5 overall record and to a Max Prep No. 30 ranking in the state of Texas
- led team to back-to-back district championships in 2008 and 2009
- named first team All-District
- as a junior, batted .343 with 12 doubles and 32 RBI with a 3-1 record
- in 2007, tallied a .376 batting average with eight home runs and a 4-1 record during sophomore season
- selected second team All-District
- an Academic All-District selection and member of National Honor Society.

Personal

- Son of Stan and Yumi Hansen
- father, Stan, is a retired professional wrestler better known by his ring name Stan "The Lariat" Hansen where he spent 25 years wrestling in the United States and Japan
- brother, Shaver, played baseball for three years at Baylor (2007-09) before being drafted in the sixth round by the Seattle Mariners in 2009
- born Feb. 21, 1991
- a business major at UT Arlington.

Batting	G	AB	R	H	AVG.	2B	3B	HR	TB	SLG.	RBI	SB	SBA	BB	SO	HBP	SH	SF
2010	0	0	0	0	0	0	0	0	0	0	0	0	0	0	0	0	0	0
2011	16	14	3	3	.214	0	0	0	3	.214	0	0	0	4	4	2	0	0
2012	14	25	3	4	.160	0	0	0	0	.160	0	0	0	6	5	2	4	0
TOTAL	30	39	6	7	.179	0	0	0	3	.179	0	0	0	10	9	4	4	0



#9 Brandon Lawrence

6-0, 185, Sr., OF - Buda, Texas

2012

- Saw action in 22 games, starting 16 times
- Batted .216 with three extra-base hits, but had a .369 on-base percentage after drawing 13 walks
- Had a pair of multi-hit games, including in his season debut at Louisiana Tech
- Established a season-high in runs (2) and RBI (2) in that Feb. 17 contest

Previous College

- Played two seasons at Blinn Junior College
- Named third-team All American in 2011 as a center fielder
- Batted .402 as a sophomore

High School

- Was a first-team all-district selection as a junior and senior at Jack C. Hays High School
- Also was a two-time all-district pick in football
- Earned letters in baseball, football and track

Personal

- Is the son of Rhonda and Terry Lawrence
- Born in Austin, Texas
- Interdisciplinary studies major

Batting	G	AB	R	H	AVG.	2B	3B	HR	TB	SLG.	RBI	SB	SBA	BB	SO	HBP	SH	SF
2012	22	51	11	11	.216	2	1	0	0	.294	6	3	4	13	22	0	1	1
TOTAL	22	51	11	11	.216	2	1	0	0	.294	6	3	4	13	22	0	1	1



#15 Greg McCall

6-1, 205, Jr., INF - Frisco, Texas

2012

- Played in 52 games, making 48 starts at catcher
- Batted .189 with a pair of home runs and 18 RBI
- Was one of just four players on the team with multiple homers
- Homered as a part of a 2-for-5 night that included three runs and two RBI in the season opener at Louisiana Tech on Feb. 17
- Enjoyed five multi-hit games, including one in the first round of the SLC tournament
- Connected on his second blast of the season in that contest and also doubled as a part of his three-RBI night
- Batted .333 over his last seven games heading into the NCAA tournament

2011

- Batted .186 while playing 29 games and starting 23.
- Finished the season with five two-out RBI, one infield base hit and one go-ahead RBI
- Had two multiple RBI games and four multi-hit games.
- Went 3-for-5 with three RBI, two runs and one home run at Dallas Baptist (4/05)
- Went 2-for-4 with one run, one triple and three RBI at Houston Baptist (4/26)
- Went 4-for-9 in the opening weekend at Houston (2/18-20)

High School

- A three-year varsity letter-winner at Frisco Wakeland High School for head coach Barry Rose
- Tabbed third-team All-State, district Defensive Player of the Year, team MVP and All-Area as a senior after batting .405 with 12 doubles, three triples, seven home runs and 52 RBI while leading team to state semifinals appearance
- Earned first-team All-District honors as a junior and second-team All-District distinctions as a sophomore.
- Hit .407 with eight doubles, six home runs and 30 RBI as a junior
- Batted .305 with 12 doubles, a home run and 18 RBI as a sophomore

Personal

- Son of Mike and Ann McCall
- Has a sister, Casey, who plays soccer at Texas Tech
- Business management major

Batting	G	AB	R	H	AVG.	2B	3B	HR	TB	SLG.	RBI	SB	SBA	BB	SO	HBP	SH	SF
2011	29	86	10	16	.186	2	1	1	23	.267	9	0	0	14	29	1	1	0
2012	54	175	19	33	.189	5	0	2	0	.251	18	0	0	22	46	4	4	4
TOTAL	83	261	29	49	.188	7	1	3	23	.257	27	0	0	36	75	5	5	4



#35 Kasey Merck

6-1, 185, Jr., RHP - Keller, Texas

2012

- Made 12 appearances, including nine starts, on the year
- Carried a 1-3 record with a 5.82 ERA during the season
- Picked up the win over nationally-ranked Oklahoma on Feb. 29 by holding the Sooners to no runs on five hits in 6.0 innings
- Matched his season-best with four strikeouts in a five-inning start at Lamar on Mar. 18

2011

- Appeared in 18 games, making one start
- Recorded a 2-1 record with a 4.50 ERA in 38.0 innings pitched
- Held opponents to a .262 batting average and struck out 21
- Allowed one hit and struck out three in 5.1 scoreless innings against Houston (2/20)
- Struck out two and gave up one earned run in a 1.1 win over Louisiana Tech (3/16)
- Struck out three in 4.0 scoreless innings against Texas A&M (3/30)
- Pitched 2.0 scoreless innings against Dallas Baptist (4/5)
- Struck out four and allowed one earned run in 1.2 innings against McNeese State
- Threw 2.0 scoreless innings against Texas A&M-Corpus Christi (5/6)

High School

- A two-year varsity letterwinner at Keller High School for head coach Rob Stramp
- Named All-District and Preseason Phiten Southwest All-American as a senior
- Missed the majority of senior season with a broken finger
- Pitched five innings, striking out eight while also batting .471
- Threw two no-hitters for the Summer D-Bat Mustangs.
- Batted .340 with 21 RBI as a junior outfielder
- Led team to District 5-5A runner-up in junior and senior seasons.

Personal

- Son of Danny and Kathy Merck
- Has two brothers, Kaleb and Kyler
- Brother Kaleb pitched for TCU
- Born Dec. 2, 1991
- Undeclared major

Pitching	App	GS	CG	W	L	SV	ShO	IP	H	R	ER	BB	SO	ERA
2011	18	1	0	3	1	0	0	38.0	37	22	19	13	21	4.50
2012	12	9	0	1	3	1	0	38.2	51	29	25	18	16	5.82
TOTAL	30	10	0	4	4	1	0	76.2	88	51	44	31	37	5.17



#26 Derek Miller
6-1, 175, So., OF - Round Rock, Texas

2012

- Batted .220 in 31 games (28 starts), while posting a .363 on-base percentage
- Scored 26 runs, nearly one per game, and tallied 15 RBI
- Had seven multi-hit games on the year, including a three-hit effort against Dallas Baptist on May 1
- Scored at least two runs on eight occasions during the year
- Had a pair of doubles, two runs scored and an RBI in a win against Texas on Feb. 21
- Hit safely in five-of-six games with a .391 average during a stretch between Apr. 13-22

High School

- A two-year letterwinner at Round Rock High School under coach John Carter
- Earned second team All-District as a senior after batting .308 with a home run
- Academic All-State as a senior

Personal

- Son of Jay and Joy Miller
- Born on July 18, 1992
- Marketing major at UT Arlington

Batting	G	AB	R	H	AVG.	2B	3B	HR	TB	SLG.	RBI	SB	SBA	BB	SO	HBP	SH	SF
2012	31	100	26	22	.220	6	1	0	0	.300	15	3	4	18	20	5	0	1
TOTAL	31	100	26	22	.220	6	1	0	0	.300	15	3	4	18	20	5	0	1



#42 Chad Nack

5-11, 185, So., RHP - Sanger, Texas

2012

- Went 2-3 overall in 22 appearances out of the bullpen.
- Had a 3.91 ERA with 23 strikeouts in just 25.1 innings pitched
- Ranked second on the squad with four saves and held batters to a 2.37 batting average
- Registered the save against Texas on Feb. 21 needing just six pitches to record the final two outs
- Fanned a season-high three in a three-inning victory over UTSA on April 15
- Allowed just six runs in the last 17 appearances that included the regular season and Southland Conference tournament

Personal

- Is the son of Lisa and Steve Nack
- Born in Sanger, Texas
- Business major

High School

- Was a three-time all-state and four-year all-district performer at Liberty Christian
- Named TAPPS 5A All-State Co-MVP as a senior.
- First-Team All-State TAPPS 5A in 2011
- Earned TAPPS 4A All-State mention as a junior (first team) and sophomore (second team)
- Was TAPPS 4A Co-Defensive Player of the Year in 2009 for the state championship team
- Named league's Offensive Player of the Year in 2011 after batting .423 with 13 home runs and 49 RBIs.
- Hit .464 with seven homers as a junior
- Also went 14-2 with a 1.29 ERA in 2010
- Fanned 129 in 86 2/3 innings of work
- Led his team to the state semifinals in 2011

Pitching	App	GS	CG	W	L	SV	ShO	IP	H	R	ER	BB	SO	ERA
2012	22	0	0	2	3	4	0	26.1	22	12	12	21	23	4.10
TOTAL	22	0	0	2	3	4	0	26.1	22	12	12	21	23	4.10



#2 Jake Pinchback

5-9, 170, Sr., OF - Katy, Texas

2012

- Finished with a .245 batting average
- Started in 26 of his 39 games played in the outfield.
- Had five multi-hit games
- Finished with a .339 on-base percentage after drawing 14 walks
- Was 6-for-12 with three runs scored in a three-game span from May 18-21
- Scored a season-high three times against Sam Houston State on May 5

- As a junior, batted .333 with a 7-3 record and a 1.78 ERA
- Named first team All-District 24-4A and tabbed Academic All-District
- Led team to a Bi-District championship and third-place finish at the state tournament
- As a sophomore, batted .300 with three home runs and recorded a 4-2 record on the mound
- Selected second team All-District

Previous College

- Played 29 games with 13 starts and batting .220
- Finished the season with two two-out RBI and two infield base hits
- Had one outfield assist and one bunt base hit
- Went 2-for-2 against New Orleans with one double and one run (3/05)
- Went 2-for-2 with two doubles against UTSA (3/18)
- Had two RBI and a double against Baylor (4/12)

Personal

- Son of James and Teri Pinchback
- Born Jan. 13, 1991
- Finance major

High School

- A three-year varsity letterwinner at Seven Lakes High School for head coach Chad Payne
- As a senior, batted .312 with an 8-3 record, 1.82 ERA and 76 strikeouts in 64.0 innings pitched
- Named first team All-District and was a Houston Baseball Coaches Association All-Star Team participant
- Led team to a District runner-up finish with a 16-14 overall record

Batting	G	AB	R	H	AVG.	2B	3B	HR	TB	SLG.	RBI	SB	SBA	BB	SO	HBP	SH	SF
2010	25	40	10	12	.300	5	0	0	17	.425	1	0	1	1	8	1	1	0
2011	29	59	5	13	.220	4	0	0	17	.288	2	2	3	5	11	0	1	0
2012	39	106	21	26	.245	5	0	0	0	.292	8	1	4	14	21	2	3	2
TOTAL	93	205	36	51	.249	14	0	0	34	.317	11	3	8	20	40	3	5	2

Pitching	App	GS	CG	W	L	SV	ShO	IP	H	R	ER	BB	SO	ERA
2010	5	0	0	0	0	0	0	5.1	12	14	11	6	2	18.68
TOTAL	5	0	0	0	0	0	0	5.1	12	14	11	6	2	18.68



#17 Matt Shortall

6-3, 210, Jr., OF - Dallas, Texas

2012

- Batted .262 in 41 games played and 35 starts
- Was second on the team with five home runs
- Had 25 RBI and 21 runs scored during the regular season
- Named Southland Conference Hitter of the Week on Feb. 21
- Went 5-for-6 with two doubles, a triple and four runs scored in his UTA debut on Feb. 17 at LA Tech
- Followed that up with a home run, four RBI and two runs scored game the next evening
- Started the year 10-for-23 over his first five games, good for a .435 average
- Had eight multi-hit games, which included four games with least three hits

- Earned team Most Valuable Player honors as a junior and was the Newcomer of the Year as a freshman
- Played for the North Texas Copperheads

Personal

- Son of Tom and Ann Shortall
- Born Oct. 12, 1990
- Advertising major at UT Arlington

Previous College

- Transferred to UT Arlington after playing one season at Tulane for coach Rick Jones
- Batted .306 (11-for-36) in 19 games, making nine starts at catcher
- Had six RBI and a stolen base

High School

- A four-year varsity letterwinner at Dallas Jesuit for head coach Kevin Williamson
- A preseason Under Armour All-American
- Named to the All-District team three times at Dallas Jesuit

Batting	G	AB	R	H	AVG.	2B	3B	HR	TB	SLG.	RBI	SB	SBA	BB	SO	HBP	SH	SF
2012	43	153	23	42	.275	9	1	6	71	.464	26	0	0	7	36	5	0	3
TOTAL	43	153	23	42	.275	9	1	6	71	.464	26	0	0	7	36	5	0	3



#3 Travis Sibley
5-8, 165, So., INF - Frisco, Texas

2012

Personal

- Was named Southland Conference Tournament MVP in 2012 as well as a member of the SLC All-Tournament Team
- Batted .359 in 27 games, including 17 starts
- Had 23 hits, including three for extra-bases
- Drove in 14 RBI and had 13 runs scored
- Hit safely in seven consecutive contests during a stretch in which he was 12-for-26 (.462)
- Was 5-for-10 with four runs scored and two driven in during the three games in the SLC tournament
- Had four three-hit games on the year and had a multi-hit effort in six of his final 14 regular-season contests
- Went 3-for-4 with a triple and a season-best three runs batted in against Same Houston State on May 5
- Scored two runs in three of his last five games and touched home seven times over his final six

- The son of Sherril and Tim Sibley
- Born in Plano, Texas
- Business major

High School

- Was a three-year letterman at Frisco High School
- Was an all-state, all-area and all-district selection as a senior
- Batted .503 with 7 home runs and 21 doubles as a senior in 2011
- Helped the team to a 21-9 mark his final season
- Named to all-district first-team and was the defensive MVP as a junior

Batting	G	AB	R	H	AVG.	2B	3B	HR	TB	SLG.	RBI	SB	SBA	BB	SO	HBP	SH	SF
2012	27	64	13	23	.359	2	1	0	0	.422	14	1	0	4	7	2	2	1
TOTAL	27	64	13	23	.359	2	1	0	0	.422	14	1	0	4	7	2	2	1



#32 Zach Thompson
6-6, 200, So., RHP - Burleson, Texas

2012

- Secured a 3-3 record and a 3.83 ERA over 18 appearances with five starts
- Ranked third on the team in wins and innings pitched (49.1)
- Picked up his lone save of the season in the SLC championship game with a 3.1 inning performance that featured just one unearned run on three hits
- Fanned a season-best six in 5.2 innings
- Held Sam Houston State without a run and to just one hit over 3.0 frames on May 5 to record his third win of the season

High School

- A four-year letterwinner at Arlington Grace Prep under head coach Jonathon Bryant
- Batted .450 with three home runs as a senior, earning honorable mention All-State and first-team All-district honors at first base
- Earned all-district accolades each season in high school. Drafted in 48th round by Pittsburgh Pirates

Personal

- Son of Bill and Cathy Thompson
- Has a brother, Matt, who currently plays for the Texas Rangers
- Born Oct. 23, 1993
- Kinesiology major

Pitching	App	GS	CG	W	L	SV	ShO	IP	H	R	ER	BB	SO	ERA
2012	18	5	0	3	3	1	0	49.1	61	27	21	14	19	3.83
TOTAL	18	5	0	3	3	1	0	49.1	61	27	21	14	19	3.83



#11 Ryan Walker

6-1, 170, Jr., INF - Arlington, Texas

2012

- Named Second-Team All-Southland Conference
- Member of the Pre-Season All-Southland Conference team
- Was the only player on the club to start and play in all 61 games
- Led the team in batting average (.360), runs (56), hits (90), and was second on the team in total bases with 102
- Had a .417 on-base percentage to rank second on the team
- Topped the SLC in hits and runs scored
- Went 8-for-11 (.727) with six runs scored in the three games in the SLC tournament
- Was 4-for-4, including a triple, with four runs scored and two RBI in the SLC championship game
- Had a team-high 29 multi-hit games, which included an stretch of 10 consecutive games
- Went 34-for-71 during the streak
- Was 4-for-4 with three runs and three RBI on Mar. 31 against Central Arkansas
- Had a 17-game hitting streak and hit safely in 48 of 59 games

- (.322), hits (76), doubles (13), stolen bases (11) and on-base percentage (.387)
- Started every game and was the leadoff batter for most of the season while playing and starting in all 56 games
- Led the Mavericks in multi RBI games with 10, game tying RBI with four, two-out RBI with 16, infield base hits with 18, bunts with six and multiple RBI games with 10
- Finished the season with 11 stolen bases and a slugging percentage of .377
- Named second base honorable mention
- Went four for five with three runs and one RBI against Missouri State (2/26)
- Went four for five with three runs, two doubles and four RBI against Wichita State (3/06)

High School

- A two-year varsity letterwinner at Arlington Martin High School for head coach Curt Culbertson
- Named first-team All-District shortstop
- Batted .444 as a senior and .513 as a junior
- Played for the Arlington A's in the Premier Baseball Champions League

2011

- Became the fourth UT Arlington player to be named Louisville Slugger Freshman All-American team (Preston Beck in 2011, Michael Choice in 2008 and Darrell Preston in 2001 are the others)
- Led team with 43 runs and 37 RBI
- Ranked second in the Mavericks in batting average

Personal

- Son of Dean and Tammy Walker
- Born March 26, 1992
- Biology major

Batting	G	AB	R	H	AVG.	2B	3B	HR	TB	SLG.	RBI	SB	SBA	BB	SO	HBP	SH	SF
2011	56	236	43	76	.322	13	0	0	89	.377	37	11	17	28	35	1	4	6
2012	61	250	56	90	.360	10	1	0	0	.408	31	14	18	24	40	2	8	2
TOTAL	117	486	99	166	.342	23	1	0	89	.393	68	25	35	52	75	3	12	8



#33 Chase Weaver

5-11, 170, Sr., INF - Richardson, Texas

2012

- Made 16 appearances and one start on the year.
- Posted a 3-0 record with a 4.55 ERA over 31.2 innings pitched
- Picked up wins in back-to-back appearances (Mar. 31 and April 4) in which he allowed just one run on three hits over 5.1 innings (1.69 ERA)
- Earned the victory against then No. 2 Texas A&M by limiting the Aggies to three hits and no runs over 2.2 innings on April 10
- Struck out a season-best four in four innings vs. Sam Houston State on May 6

2011

- Appeared in eight games, making two starts.
- Recorded a 1-1 record with a 4.42 ERA in 18.1 innings pitched
- Held opposing batters to a .274 batting average and struck out eight
- Pitched 1.0 scoreless inning against New Orleans (3/5)
- Allowed two earned runs in 2.0 innings in a start against TCU (3/8)
- Allowed one hit and zero earned runs in 2.0 innings against Mary Hardin-Baylor (4/13)
- Pitched 1.0 scoreless inning against Houston Baptist (4/19)
- Pitched 1.0 scoreless inning against Louisiana Tech (5/3)
- Allowed one earned run in 4.0 innings pitched against Lamar (5/14)

High School

- A four-year varsity letterwinner at Richardson High School for head coach Kyle Hope
- Tabbed third-team All-State and the District 9-5A MVP
- Named the Yellow Rose Classic MVP as well as a THSCA All-Star
- Had a 0.86 ERA as a senior with 108 strikeouts in 55.1 IP
- Also batted .556 with seven home runs, 14 doubles and 30 RBI
- Named first-team All-District as a junior
- Played for the D-Bat Mustangs

Personal

- Son of Lyndal and Kristi Weaver
- Born May 3, 1991
- Kinesiology major

Pitching	App	GS	CG	W	L	SV	ShO	IP	H	R	ER	BB	SO	ERA
2011	8	2	0	1	1	0	0	18.1	20	13	9	8	14	4.43
2012	16	1	0	3	0	0	0	31.2	37	18	16	8	16	4.55
TOTAL	2	3	0	4	1	0	0	50.0	57	31	25	16	30	4.50



#41 Kennedy Winn

5-11, 170, Sr., INF - Chickasha, Okla.

2012

- Appeared in eight games, making one start on the year.
- Had a 2-2 record and 8.68 ERA
- Allowed just one run on one hit in 2.2 innings at TCU on April 11
- Earned the win against Houston Baptist on Mar. 2 after working 0.2 innings and picking up a strikeout
- Pitched a scoreless inning with two K's at Baylor on April 25

2011

- Redshirted due to transfer

Previous College

Oklahoma Christian University

- Transferred to UT Arlington after playing one season at Oklahoma Christian University for coach Chuck White
- Appeared in 13 games as a freshman, compiling a 2-7 record with a 6.96 ERA while striking out 77 in 76.1 IP
- Also played for the San Luis Obispo Blues of the California Collegiate League, where he compiled 3-2 record with a 6.00 ERA, striking out 40 in 36 IP

Oklahoma

- Made one appearance against Western Illinois
- Tossed 0.2 IP
- Allowed two hits and three run
- Struck out two batters and allowed two walks

High School

- A four-year varsity letterwinner at Chickasha (Okla.) High School for head coach Brad Gore
- Named All-State and an All-Suburban Conference pitcher as a senior
- Tabbed an All-Conference outfielder as a junior and as a sophomore
- Compiled a 10-2 record with a 2.21 ERA, striking out 101 in 67 IP as a senior
- Batted .410 with three home runs and 42 RBI as well

Personal

- Son of Terry and Tina Winn
- Born Feb. 21, 1990
- Business management major

Pitching	App	GS	CG	W	L	SV	ShO	IP	H	R	ER	BB	SO	ERA
2012	8	1	0	2	2	0	0	9.1	17	9	9	7	9	8.68
TOTAL	8	1	0	2	2	0	0	9.1	17	9	9	7	9	8.68



TABLE OF CONTENTS
Incoming Mavericks

Justin Copeland35
Peter Cuomo35
TJ Hillman.....36
Keegan Hucul.....36
Alec Isaac37
Tyler Jones37
Darien McLemore38
Daniel Milliman.....38
Jacob Moreland.....39
Andy Scott39
Eric Tate40
John Michael Twichell40
Drew Umbro41
Brad Vachon.....41
Brandon Vinyard42





#16 Justin Copeland

6-1, 190 - Jr. - OF - Lindale, Texas

Previous College

- Region 14 All-Star in the outfield at Texarkana College in 2011 and 2012
- Hit .400 with 16 doubles, 3 triples and a homerun in 2011
- Hit .360 with 15 doubles and two triples in 2012
- First-team All-Conference both years at Texarkana

homeruns at Tropicana Field in Tampa, Florida

- 2009 and 2012 Second-Team All-State member
- 2010 Dell Diamond High School All-Star
- Carried a 4.0 cumulative GPA
- 2009 Bi-District Champion
- Two-year letterwinner in football, track and basketball

High School

- Four-year letterwinner at Lindale High School
- 2010 National Power Showcase HR Derby All-American
- Won the Bamboo Bat Award for most consecutive

Personal

- Son of Tommy Copeland and Lesa Allen
- Born Oct. 2, 1991
- Business management major



#4 Peter Cuomo

5-9, 180 - Jr. - INF - Stockholm, N.J.

Previous College

- Two-year player at Weatherford College
- First-Team All-Conference
-

Personal

- Son of Peter and Jennifer Cuomo
- Born Dec. 23, 1991
- Communication major

High School

- Four-year letter winner at Leander High School
- First-team All-District
- Newcomer of the Year
- Member of Team Texas



#20 TJ Hillman
5-10, 180, Fr., INF - Liberty Hill, Texas

High School

- Attended Liberty Hill High School
- Offensive Player of the Year
- Senior class President

Personal

- Son of Trey and Marie Hillman
- Born Sept. 15, 1993
- Father played baseball at UTA and was an All-Conference selection in 1983-85
- Business and Kinesiology major



#36 Keegan Hucul
6-2, 195, Jr., LHP - St. Albert, Alberta, Canada

Previous College

- Played at Seward County Community College
- Earned the win at the JUCO Regional Finals
- 2012 Second-Team All-Jayhawk team
- 2012 First-Team All-Canadian
- Led team in strikeouts

High School

- Attended St. Albert Catholic High School
- 2006 Player of the Year in Alberta
- Had a 14-0 record in 2007

Personal

- Son of Fred and Wendy Hucul
- Born June 9, 1992
- Kinesiology major



#10 Alec Isaac
5-10, 185, Fr., OF - Carrollton, Texas

High School

- Two-year letterwinner at Hebron High School
- Second-team All-District junior year
- All-District Honorable Mention senior year
- Had a .361 avg. in 2011 with 11 RBI and three homeruns
- Hit .279 with eight RBI and three homeruns in his senior year
- 2011 District champion for 8-5A
- Hebron Student Council member

Personal

- Son of John and Robyn Isaac
- Born Sept. 2, 1993
- Economics major



#34 Tyler Jones
6-4, 220, Jr., RHP - Forney, Texas

Previous College

- Two-year player at Weatherford College
- Was 1-4 with a 7.40 and five saves in 20 innings pitched
- Struck out 19 batters with just 14 walks

High School

- Two-year letterwinner at Forney High School
- First-team All-District
- Academic All-State

Personal

- Son of Keith Jones and Kelly Haggard
- Born March 26, 1991
- Marketing major



#5 Darien McLemore
5-9, 205, Fr., INF, Southlake, Texas

High School

- Attended Southlake High School
- Hit .296 with five home runs and 26 runs scored in his senior year
- Hit .500 with two home runs and seven RBIs in the play-offs in 2011
- Rawlings All-Region Texas Second-team
- Second-team All-Star-Telegram Baseball Super Team
- First-team All-District 7-5A

Personal

- Son of Mark and Capri McLemore
- Born Dec. 11, 1993
- Father played baseball for the Texas Rangers
- Business management major



#39 Daniel Milliman
6-3, 197, Jr., RHP - Fort Worth, Texas

Previous College

- Played at Weatherford College under coach Jeff Lightfoot
- Held a 4-3 record with a 4.26 ERA
- Had 67 2/3 innings pitched, allowing just 59 hits
- Had 60 strikeouts and 26 walks

Personal

- Son of Rit and Sheri Milliman
- Born Aug. 19, 1991
- Business management major

High School

- Two-year letterwinner at Southwest High School
- District ERA leader during senior year
- First-team all-district selection



#29 Jacob Moreland
6-0, 190, Fr., RHP - Keller, Texas

High School

- Three-year letter winner at Kelle Central High School
- Ha a 1.09 ERA and 9-1 overall record while also batting .469
- 2011 Offensive MVP
- First-Team All-District 2011

- the 1960 NBA draft by the Detroit Pistons.
- Kinesiology major

Personal

- Son of Mike and Tonya Moreland
- Born Sept. 6, 1994
- Father was an All-American basketball player at Louisiana Tech from 1958-60. Was the fourth overall pick in



#12 Andy Scott
6-0, 190, Jr., INF/RHP, Manteca, Calif.

Previous College

- Attended San Joaquin Delta College
- 2011 Playoffs Gold Glove
- 2011 State champions

- Two-time offensive Player of the Year.

High School

- Four-year letterwinner at Sierra High School under coach Jack Thompson
- Three time All-League selection
- Second-team All-League as a freshman
- First-Team all area selection
- All-Area Most Valuable Player

Personal

- Son of Jeffrey and Lonnie
- Born Jan. 24, 1991
- Kinesiology major



#28 Eric Tate
5-10, 180, Jr., C/INF - Garland, Texas

Previous College

- JC All-Star Catcher at Cisco Junior College
- Had a .308 average with nine doubles and started in 44 games
- Conference and regional champion
- Son Pat and Kerri Tate
- Born March 27, 1992
- Played with the Liberal BeeJays summer league team
- Interdisciplinary studies major

High School

- Four-year letter winner at Sachse High School
- First-team All-District at shortstop
- District champion

Personal



#John Michael Twichell
6-2, 220, Jr., INF - Dallas, Texas

Previous College

- Transferred from New Mexico
- Played in 38 games in his freshman campaign
- Compiled a batting average of .350 to along with 10 RBIs and nine runs scored
- Most productive game came against Coppin State on April 17, where Twichell went 3-for-5 with an RBI and run scored
- Played Summer League with the Mankato Moondogs
- Moondogs MVP
- Four-year letter winner at Bishop Lynch High School
- All-Conference and All-State selection
- Set the homerun record at Bishop Lynch
- State runner-up

Personal

- Son of Ginger and Mike Twichell
- Born Aug. 29, 1990
- Mom ran track at Rice University

High School



#13 Drew Umbro
6-1, 170, Fr., C - Edmond, Okla.

High School

- Two-year letterwinner at Emon Santa Fe High School

Personal

- Son of Steve and Paula Umbro
- Born Aug. 10, 1994
- Dad pitched at Northeastern University
- Business major



#21 Brad Vachon
6-3, 210, Jr., RHP - Round Rock, Texas

Previous College

- Region 5 All-Star selection at Sisco College
- Pitched to a 8-3 record and 3.47 ERA
- Had 70 innings pitched with 57 strikeouts and just 15 walks.
- Opponents hit .214 against and had just 57 hits
- Conference champion
- Region 5 champion
- Team received a birth in the JC World Series

High School

- Three-year letterwinner at Stony Point High School
- Academic All-State
- First-team All-District Pitcher
- Bi-District champion

Personal

- Son of Mike and Diane Vachon
- Born Dec. 18, 1991
- Father played football and baseball at the University of Oklahoma
- Exercise science major



#24 Brandon Vinyard

5-10, 205, Jr., OF - Euless, Texas

Previous College

- Played at Weatherford College
- Hit .324 with 12 doubles and two home runs.
- Second-team All-Conference member

High School

- Played baseball at Trinity High School under coach Dave Evartt

Personal

- Son of Randall and Melissa Vinyard
- Born July 8, 1991
- Interdisciplinary studies major



TABLE OF CONTENTS

UT Arlington History

All-Time Series Record.....	44
Record per Conference.....	53
Year-by-Year Hitting Leaders.....	54
Year-by-Year Pitching Leaders.....	55
Single-Season Batting Records	57
Career Batting Records.....	58
Single-Season Pitching Records	59
Career Pitching Records.....	60
Single-Game Records.....	61
Single-Season Team Records	62
Miscellaneous Records	63
Year-by-Year Results	64





ALL-TIME SERIES AGAINST OPPONENTS

Abilene Christian (14-6-0)

Table with columns for date, opponent, and score. Includes series record: H: (9-3-0) A: (5-3-0) N: (0-0-0)

Air Force (1-0-0)

Table with columns for date, opponent, and score. Includes series record: H: (1-0-0) A: (0-0-0) N: (0-0-0)

Alabama (2-0-0)

Table with columns for date, opponent, and score. Includes series record: H: (1-0-0) A: (0-0-0) N: (1-0-0)

Arizona State (1-0-0)

Table with columns for date, opponent, and score. Includes series record: H: (0-0-0) A: (1-0-0) N: (0-0-0)

Arkansas (1-7-0)

Table with columns for date, opponent, and score. Includes series record: H: (1-4-0) A: (0-0-0) N: (0-3-0)

Arkansas-Little Rock (4-1-0)

Table with columns for date, opponent, and score. Includes series record: H: (4-1-0) A: (0-0-0) N: (0-0-0)

Arkansas State (35-33-0)

Table with columns for date, opponent, and score. Includes series record: H: (25-14-0) A: (10-19-0) N: (0-0-0)

Table with columns for date, opponent, and score. Includes series record: H: (2-0-0) A: (3-1-0) N: (0-0-0)

Austin College (5-1-0)

Table with columns for date, opponent, and score. Includes series record: H: (2-0-0) A: (3-1-0) N: (0-0-0)

Baylor (30-80-0)

Table with columns for date, opponent, and score. Includes series record: H: (18-32-0) A: (12-48-0) N: (0-0-0)

Table with columns for date, opponent, and score. Includes series record: H: (4-0-0) A: (2-0-0) N: (0-0-0)

Bishop College (6-0-0)

Table with columns for date, opponent, and score. Includes series record: H: (4-0-0) A: (2-0-0) N: (0-0-0)

Table with columns for date, opponent, and score.

Bradley (1-0-0)

Table with columns for date, opponent, and score. Includes series record: H: (1-0-0) A: (0-0-0) N: (0-0-0)

Briar Cliff (Iowa) (8-1-0)

Table with columns for date, opponent, and score. Includes series record: H: (8-1-0) A: (0-0-0) N: (0-0-0)

BYU (2-1-0)

Table with columns for date, opponent, and score. Includes series record: H: (3-1-0) A: (0-0-0) N: (0-0-0)

Cameron (9-1-0)

Table with columns for date, opponent, and score. Includes series record: H: (9-1-0) A: (0-0-0) N: (0-0-0)

Carthage (Wis.) (7-1-0)

Table with columns for date, opponent, and score. Includes series record: H: (7-1-0) A: (0-0-0) N: (0-0-0)

Centenary (24-4-0)

Table with columns for date, opponent, and score. Includes series record: H: (14-3-0) A: (9-1-0) N: (1-0-0)

Central Arkansas (11-1-0)

Table with columns for date, opponent, and score. Includes series record: H: (6-0-0) A: (5-1-0) N: (0-0-0)



ALL-TIME SERIES AGAINST OPPONENTS

Apr. 24, 2010 Arlington, Texas W, 8-3
Apr. 25, 2010 Arlington, Texas W, 9-6
Apr. 22, 2011 Conway, Ark. W, 18-14
Apr. 22, 2011 Conway, Ark. L, 1-9
Apr. 23, 2011 Conway, Ark. W, 8-4
Mar. 30, 2012 Arlington, Texas W, 9-8 (10)
Mar. 31, 2012 Arlington, Texas W, 13-8
Apr. 1, 2012 Arlington, Texas W, 11-1 (7)

Central Iowa (4-0-0)

H: (4-0-0) A: (0-0-0) N: (0-0-0)
Mar. 03, 1983 Arlington, Texas W, 6-5
Mar. 03, 1983 Arlington, Texas W, 16-4
Mar. 01, 1985 Arlington, Texas W, 7-1
Mar. 01, 1985 Arlington, Texas W, 5-3

Central Michigan (2-6-0)

H: (2-6-0) A: (0-0-0) N: (0-0-0)
Mar. 19, 1975 Arlington, Texas W, 3-1
Mar. 19, 1975 Arlington, Texas W, 2-0
Mar. 15, 1976 Arlington, Texas L, 4-6
Mar. 15, 1976 Arlington, Texas L, 1-2
Mar. 23, 1977 Arlington, Texas L, 7-9
Mar. 23, 1977 Arlington, Texas L, 3-13
Mar. 12, 1978 Arlington, Texas L, 0-1
Mar. 12, 1978 Arlington, Texas L, 3-5

Clemson (0-2-0)

H: (0-1-0) A: (0-0-0) N: (0-1-0)
May 26, 1990 Austin, Texas L, 5-8
Feb. 18, 1995 Arlington, Texas L, 0-18

College of the Southwest (N.M.)

(6-0-0)
H: (6-0-0) A: (0-0-0) N: (0-0-0)
Feb. 29, 1992 Arlington, Texas W, 5-2
Feb. 29, 1992 Arlington, Texas W, 10-0
Mar. 01, 1992 Arlington, Texas W, 2-1
Feb. 13, 1993 Arlington, Texas W, 10-0
Feb. 13, 1993 Arlington, Texas W, 14-2
Feb. 14, 1993 Arlington, Texas W, 4-0

Cornell (7-2-0)

H: (7-2-0) A: (0-0-0) N: (0-0-0)
Apr. 12, 1974 Arlington, Texas W, 3-2
Apr. 12, 1974 Arlington, Texas W, 2-1
Apr. 13, 1974 Arlington, Texas W, 3-0
Apr. 13, 1974 Arlington, Texas W, 6-5
Apr. 08, 1977 Arlington, Texas W, 11-5
Apr. 09, 1977 Arlington, Texas L, 4-7
Apr. 09, 1977 Arlington, Texas L, 3-7
Mar. 18, 1997 Arlington, Texas W, 9-2
Mar. 18, 1997 Arlington, Texas W, 18-5

Creighton (2-3-0)

H: (2-2-0) A: (0-0-0) N: (0-1-0)
Mar. 03, 1973 Arlington, Texas W, 11-3
Mar. 09, 1983 Arlington, Texas L, 12-18
Mar. 09, 1983 Arlington, Texas W, 9-8
May 22, 1992 Austin, Texas L, 6-11
Mar. 10, 2010 Arlington, Texas L, 5-11

Dallas (26-1-0)

H: (18-1-0) A: (8-0-0) N: (0-0-0)
Mar. 11, 1969 Arlington, Texas W, 5-2
Apr. 15, 1969 Arlington, Texas W, 9-5
Mar. 10, 1970 Arlington, Texas W, 11-2
Mar. 04, 1972 Arlington, Texas W, 9-4
Mar. 20, 1973 Arlington, Texas W, 7-6
Mar. 20, 1973 Arlington, Texas W, 21-1
Mar. 06, 1975 Arlington, Texas W, 4-3
Mar. 06, 1975 Arlington, Texas W, 6-1
Apr. 21, 1975 Dallas, Texas W, 9-1
Apr. 21, 1975 Dallas, Texas W, 2-0
Feb. 24, 1976 Arlington, Texas W, 1-0
Feb. 24, 1976 Arlington, Texas W, 2-0
Mar. 17, 1976 Dallas, Texas W, 8-7
Mar. 17, 1976 Dallas, Texas W, 11-2
Mar. 10, 1977 Arlington, Texas W, 8-0
Mar. 10, 1977 Arlington, Texas L, 1-3
Mar. 13, 1978 Arlington, Texas W, 13-2
Mar. 13, 1978 Arlington, Texas W, 10-2
Mar. 18, 1978 Dallas, Texas W, 4-0
Mar. 18, 1978 Dallas, Texas W, 13-6

Mar. 06, 1979 Arlington, Texas W, 12-2
Mar. 06, 1979 Arlington, Texas W, 7-2
Mar. 18, 1980 Dallas, Texas W, 7-3
Mar. 18, 1980 Dallas, Texas W, 13-0
Apr. 22, 1980 Arlington, Texas W, 4-0
Apr. 22, 1980 Arlington, Texas W, 7-1
Apr. 04, 2012 Arlington, Texas W, 13-3 (8)

Dallas Baptist (31-32-0)

H: (24-12-0) A: (7-17-0) N: (0-3-0)
Mar. 21, 1969 Arlington, Texas W, 10-5
Apr. 01, 1969 Arlington, Texas L, 3-10
Mar. 01, 1974 Dallas, Texas L, 0-2
Mar. 01, 1974 Dallas, Texas L, 0-1
Apr. 22, 1975 Arlington, Texas W, 8-7
Apr. 22, 1975 Arlington, Texas W, 9-2
Mar. 31, 1980 Arlington, Texas L, 4-7
Mar. 31, 1980 Arlington, Texas W, 11-6
Apr. 21, 1981 Dallas, Texas L, 0-2
Apr. 21, 1981 Dallas, Texas W, 5-1
Apr. 30, 1981 Arlington, Texas W, 6-5
Apr. 30, 1981 Arlington, Texas W, 8-6
Mar. 23, 1982 Arlington, Texas W, 3-1
Mar. 23, 1982 Arlington, Texas W, 5-2
Apr. 21, 1982 Dallas, Texas L, 3-6
Apr. 21, 1982 Dallas, Texas L, 3-5
Apr. 27, 1983 Dallas, Texas W, 12-2
Apr. 27, 1983 Dallas, Texas W, 1-2
Apr. 28, 1983 Arlington, Texas W, 4-3
Apr. 28, 1983 Arlington, Texas W, 6-0
Apr. 04, 1984 Dallas, Texas L, 3-6
Apr. 18, 1984 Arlington, Texas W, 4-3
Apr. 18, 1984 Arlington, Texas W, 7-6
Apr. 20, 1984 Dallas, Texas L, 7-10
Mar. 26, 1985 Dallas, Texas L, 6-9
Apr. 08, 1985 Arlington, Texas W, 12-1
Mar. 11, 1986 Arlington, Texas L, 5-8
Apr. 16, 1986 Dallas, Texas W, 9-0
Apr. 02, 1987 Dallas, Texas L, 11-12
Apr. 08, 1987 Arlington, Texas L, 11-12
Mar. 10, 1988 Arlington, Texas W, 8-4
Apr. 05, 1988 Dallas, Texas W, 11-10
Apr. 12, 1989 Arlington, Texas W, 5-4
Apr. 26, 1989 Dallas, Texas L, 8-11
Apr. 25, 1990 Dallas, Texas L, 3-11
Apr. 03, 1991 Arlington, Texas W, 4-3
Apr. 18, 2000 Arlington, Texas W, 6-5
Feb. 20, 2001 Arlington, Texas W, 8-1
Apr. 01, 2003 Arlington, Texas L, 4-6
Apr. 30, 2003 Arlington, Texas W, 12-1
Feb. 26, 2004 Arlington, Texas W, 4-3
Feb. 27, 2004 Arlington, Texas L, 2-3
Feb. 28, 2004 Arlington, Texas L, 3-10
Apr. 27, 2004 Dallas, Texas W, 4-2
Feb. 10, 2005 Arlington, Texas L, 2-4
Feb. 25, 2006 Midland, Texas L, 1-9
May 18, 2006 Dallas, Texas L, 5-9
May 19, 2006 Arlington, Texas W, 10-7
May 20, 2006 Arlington, Texas W, 13-3
Mar. 01, 2007 Dallas, Texas L, 2-3
Feb. 23, 2008 Arlington, Texas L, 3-4
Feb. 29, 2008 Frisco, Texas L, 4-7
Mar. 08, 2008 Arlington, Texas L, 1-7
Feb. 19, 2010 Arlington, Texas L, 2-13
Feb. 20, 2010 Dallas, Texas L, 4-9
Feb. 21, 2010 Dallas, Texas L, 6-11
May 04, 2010 Arlington, Texas W, 10-4
Feb. 24, 2011 Arlington, Texas W, 5-4
Mar. 04, 2011 Dallas, Texas W, 13-2
Apr. 05, 2011 Dallas, Texas W, 6-4
May 01, 2012 Arlington, Texas L, 0-3
May 02, 2012 Dallas, Texas L, 6-12
June 01, 2012 Waco, Texas L, 0-10

East Central (Okla.) (5-0-0)

H: (5-0-0) A: (0-0-0) N: (0-0-0)
Mar. 08, 1980 Arlington, Texas W, 2-0
Mar. 08, 1980 Arlington, Texas W, 6-4
Feb. 16, 1991 Arlington, Texas W, 11-1
Feb. 16, 1991 Arlington, Texas W, 8-0
Feb. 17, 1991 Arlington, Texas W, 3-2

East Texas Baptist (1-0-0)

H: (1-0-0) A: (0-0-0) N: (0-0-0)
Mar. 02, 1994 Arlington, Texas W, 15-6

Emporia State (10-7-0)

H: (10-7-0) A: (0-0-0) N: (0-0-0)
Mar. 14, 1972 Arlington, Texas W, 7-3
Mar. 14, 1972 Arlington, Texas L, 0-3
Mar. 15, 1974 Arlington, Texas W, 1-0
Mar. 15, 1974 Arlington, Texas W, 3-1
Mar. 16, 1976 Arlington, Texas W, 5-2
Mar. 16, 1976 Arlington, Texas L, 1-10
Mar. 16, 1977 Arlington, Texas L, 3-4
Mar. 16, 1977 Arlington, Texas W, 5-4
Mar. 16, 1978 Arlington, Texas L, 4-15
Mar. 16, 1978 Arlington, Texas W, 9-8
Mar. 10, 1980 Arlington, Texas W, 5-3
Mar. 10, 1980 Arlington, Texas L, 2-6
Mar. 19, 1983 Arlington, Texas W, 12-4
Mar. 19, 1983 Arlington, Texas W, 12-5
Mar. 09, 1986 Arlington, Texas W, 10-7
Mar. 14, 1987 Arlington, Texas L, 2-4
Mar. 12, 1988 Arlington, Texas L, 1-3

Evansville (2-1-0)

H: (2-1-0) A: (0-0-0) N: (0-0-0)
Mar. 04, 1995 Arlington, Texas W, 7-3
Mar. 05, 1995 Arlington, Texas W, 8-1
Mar. 06, 1995 Arlington, Texas L, 5-14

Fort Hays State (2-4-0)

H: (2-4-0) A: (0-0-0) N: (0-0-0)
Mar. 19, 1971 Arlington, Texas W, 8-7
Mar. 13, 1972 Arlington, Texas L, 1-2
Mar. 12, 1973 Arlington, Texas L, 0-2
Mar. 12, 1973 Arlington, Texas L, 1-11
Mar. 11, 1974 Arlington, Texas L, 5-10
Mar. 11, 1974 Arlington, Texas W, 3-1

Gonzaga (0-1-0)

H: (0-0-0) A: (0-0-0) N: (0-1-0)
Feb. 22, 2007 Frisco, Texas L, 1-12

Grambling (1-0-0)

H: (1-0-0) A: (0-0-0) N: (0-0-0)
Mar. 26, 2002 Arlington, Texas W, 22-3

Hardin-Simmons (23-14-0)

H: (12-9-0) A: (11-5-0) N: (0-0-0)
Apr. 02, 1970 Arlington, Texas L, 7-8
Apr. 02, 1970 Arlington, Texas W, 4-3
Apr. 21, 1970 Arlington, Texas W, 6-5
Feb. 28, 1972 Arlington, Texas L, 3-5
Apr. 29, 1972 Arlington, Texas L, 2-8
Feb. 23, 1974 Abilene, Texas W, 3-2
Feb. 23, 1974 Abilene, Texas W, 10-0
Mar. 05, 1974 Arlington, Texas W, 11-6
Mar. 05, 1974 Arlington, Texas W, 4-1
Mar. 09, 1979 Arlington, Texas L, 5-6
Mar. 09, 1979 Arlington, Texas W, 14-3
Mar. 02, 1985 Abilene, Texas L, 1-7
Mar. 02, 1985 Abilene, Texas W, 7-2
Mar. 22, 1985 Arlington, Texas L, 3-4
Mar. 22, 1985 Arlington, Texas W, 5-4
Feb. 18, 1986 Arlington, Texas W, 5-2
Feb. 18, 1986 Arlington, Texas W, 9-8
Feb. 28, 1986 Abilene, Texas W, 5-2
Feb. 28, 1986 Abilene, Texas W, 10-1
Apr. 18, 1987 Abilene, Texas L, 7-8
Apr. 18, 1987 Abilene, Texas W, 12-3
Apr. 25, 1987 Arlington, Texas L, 7-8
Apr. 25, 1987 Arlington, Texas W, 9-5
Feb. 06, 1988 Arlington, Texas W, 14-1
Feb. 06, 1988 Arlington, Texas L, 1-7
Feb. 17, 1988 Abilene, Texas L, 4-5
Feb. 17, 1988 Abilene, Texas W, 11-3
Feb. 18, 1989 Abilene, Texas W, 12-7
Feb. 18, 1989 Abilene, Texas L, 4-5
Feb. 13, 1990 Abilene, Texas L, 7-10
Feb. 13, 1990 Abilene, Texas W, 4-1
Feb. 20, 1990 Arlington, Texas L, 1-2
Feb. 20, 1990 Arlington, Texas L, 0-3
Feb. 19, 1991 Abilene, Texas W, 6-3
Feb. 19, 1991 Abilene, Texas W, 4-2

Apr. 20, 1991 Arlington, Texas W, 12-4
Apr. 20, 1991 Arlington, Texas W, 6-0

Hawai'i (1-0-0)

H: (1-0-0) A: (1-0-0) N: (0-0-0)
Mar. 01, 2006 Honolulu, Hawai'i W, 15-9

Hawai'i-Hilo (2-0-0)

H: (2-0-0) A: (0-0-0) N: (0-0-0)
Apr. 18, 2006 Arlington, Texas W, 6-3
Apr. 19, 2006 Arlington, Texas W, 7-4

Houston (1-8-0)

H: (0-0-0) A: (1-7-0) N: (0-1-0)
Feb. 12, 1989 Houston, Texas L, 7-9
Feb. 12, 1989 Houston, Texas L, 0-7
Feb. 08, 1991 Houston, Texas L, 8-10
Feb. 09, 1992 Houston, Texas L, 3-6
May 26, 2001 Houston, Texas W, 7-6
Feb. 24, 2007 Frisco, Texas L, 3-8
Feb. 18, 2011 Houston, Texas L, 5-15
Feb. 19, 2011 Houston, Texas L, 0-9
Feb. 20, 2011 Houston, Texas L, 4-6

Houston Baptist (5-3-0)

H: (4-3-0) A: (1-0-0) N: (0-0-0)
Apr. 01, 1998 Arlington, Texas L, 5-10
Mar. 11, 2008 Arlington, Texas L, 6-12
Apr. 19, 2011 Arlington, Texas W, 7-6
Apr. 26, 2011 Houston, Texas W, 7-6
Feb. 24, 2012 Arlington, Texas W, 6-3
Mar. 2, 2012 Arlington, Texas W, 2-1 (10)
Mar. 3, 2012 Arlington, Texas W, 12-2
Mar. 4, 2012 Arlington, Texas L, 15-1 (8)

Howard Payne (2-1-0)

H: (2-1-0) A: (0-0-0) N: (0-0-0)
Apr. 04, 1990 Arlington, Texas W, 8-4
Apr. 24, 1990 Arlington, Texas W, 12-1
Apr. 08, 1997 Arlington, Texas L, 3-9

Illinois (4-3-0)

H: (4-2-0) A: (0-0-0) N: (0-1-0)
Mar. 11, 2005 Arlington, Texas W, 5-1
Mar. 12, 2005 Arlington, Texas L, 2-4
Mar. 13, 2005 Arlington, Texas L, 2-3
Mar. 09, 2007 Arlington, Texas W, 8-7
Mar. 10, 2007 Arlington, Texas W, 13-6
Mar. 11, 2007 Arlington, Texas W, 12-5
Mar. 01, 2009 Edinburg, Texas L, 2-3

Illinois State (1-0-0)

H: (1-0-0) A: (0-0-0) N: (0-0-0)
Feb. 16, 2007 Arlington, Texas W, 7-3

Incarnate Word (0-1-0)

H: (0-1-0) A: (0-0-0) N: (0-0-0)
Feb. 22, 1994 Arlington, Texas L, 0-8

Indiana (2-1-0)

H: (2-0-0) A: (0-0-0) N: (0-1-0)
Mar. 21, 1978 Edinburg, Texas L, 4-5
Mar. 23, 1981 Arlington, Texas W, 6-3
Mar. 23, 1981 Arlington, Texas W, 14-8

Iowa (1-2-0)

H: (1-2-0) A: (0-0-0) N: (0-0-0)
Mar. 22, 1995 Arlington, Texas L, 2-4
Mar. 23, 1995 Arlington, Texas L, 3-9
Feb. 15, 1997 Arlington, Texas W, 11-1

Iowa State (5-3-0)

H: (4-3-0) A: (0-0-0) N: (1-0-0)
Mar. 13, 1985 Arlington, Texas L, 7-15
Mar. 13, 1985 Arlington, Texas W, 10-8
Mar. 09, 1993 Arlington, Texas L, 4-6
Mar. 05, 1994 Arlington, Texas L, 3-5
Mar. 06, 1994 Arlington, Texas W, 3-2
Feb. 12, 2000 Fort Worth, Texas W, 12-4
Feb. 13, 2000 Arlington, Texas W, 3-0
Mar. 13, 2001 Arlington, Texas W, 7-6



ALL-TIME SERIES AGAINST OPPONENTS

Iowa Wesleyan (1-0-0)
H: (1-0-0) A: (0-0-0) N: (0-0-0)
Mar. 05, 2009 Arlington, Texas W, 7-1

J.F. Kennedy (Neb.) (1-1-0)
H: (1-1-0) A: (0-0-0) N: (0-0-0)
Apr. 02, 1975 Arlington, Texas W, 11-0
Apr. 02, 1975 Arlington, Texas L, 4-8

Kansas (6-6-0)
H: (3-5-0) A: (3-1-0) N: (0-0-0)
Mar. 14, 1977 Arlington, Texas W, 1-0
Mar. 15, 1977 Arlington, Texas W, 4-3
Feb. 22, 1997 Arlington, Texas L, 3-7
Feb. 22, 1997 Arlington, Texas L, 12-14
Feb. 23, 1997 Arlington, Texas L, 2-4
Feb. 13, 1999 Arlington, Texas L, 3-10
Feb. 13, 1999 Arlington, Texas W, 13-12
Feb. 14, 1999 Arlington, Texas L, 4-9
May 02, 2000 Lawrence, Kan. W, 7-5
May 03, 2000 Lawrence, Kan. W, 4-3
May 13, 2000 Lawrence, Kan. L, 5-6
May 14, 2000 Lawrence, Kan. W, 6-4

Kansas State (2-4-0)
H: (2-4-0) A: (0-0-0) N: (0-0-0)
Mar. 10, 1983 Arlington, Texas L, 8-14
Mar. 11, 1983 Arlington, Texas L, 0-8
Mar. 14, 1984 Arlington, Texas W, 8-2
Feb. 14, 1997 Arlington, Texas W, 4-3
Feb. 19, 2005 Arlington, Texas L, 4-5
Feb. 16, 2006 Arlington, Texas L, 3-13

Kent State (4-2-0)
H: (4-2-0) A: (0-0-0) N: (0-0-0)
Mar. 19, 1973 Arlington, Texas L, 7-9
Mar. 25, 1974 Arlington, Texas W, 2-0
Mar. 23, 1976 Arlington, Texas W, 9-1
Mar. 23, 1976 Arlington, Texas W, 6-5
Apr. 02, 1988 Arlington, Texas L, 3-4
Apr. 02, 1988 Arlington, Texas W, 10-9

Lake Forest (3-0-0)
H: (3-0-0) A: (0-0-0) N: (0-0-0)
Mar. 13, 1980 Arlington, Texas W, 25-5
Mar. 09, 1982 Arlington, Texas W, 8-2
Mar. 09, 1982 Arlington, Texas W, 8-0

Lamar (40-76-0)
H: (20-33-0) A: (20-39-0) N: (0-4-0)
Apr. 26, 1969 Beaumont, Texas L, 1-7
Apr. 26, 1969 Beaumont, Texas L, 0-3
Apr. 24, 1970 Arlington, Texas L, 4-7
Apr. 28, 1970 Arlington, Texas L, 0-5
Apr. 28, 1970 Arlington, Texas W, 10-4
Apr. 23, 1971 Arlington, Texas W, 7-4
Apr. 24, 1971 Arlington, Texas L, 3-4
Apr. 24, 1971 Arlington, Texas L, 2-3
Mar. 31, 1972 Arlington, Texas W, 4-3
Apr. 01, 1972 Arlington, Texas W, 1-0
Apr. 01, 1972 Arlington, Texas L, 3-4
Mar. 30, 1973 Beaumont, Texas L, 2-3
Mar. 30, 1973 Beaumont, Texas W, 3-2
Mar. 30, 1973 Beaumont, Texas L, 2-5
Apr. 19, 1974 Arlington, Texas W, 4-2
Apr. 19, 1974 Arlington, Texas L, 0-10
Apr. 20, 1974 Arlington, Texas L, 3-6
Apr. 18, 1975 Beaumont, Texas L, 0-6
Apr. 18, 1975 Beaumont, Texas L, 2-4
Apr. 19, 1975 Beaumont, Texas L, 5-16
Apr. 23, 1976 Arlington, Texas L, 0-1
Apr. 23, 1976 Arlington, Texas L, 0-9
Apr. 24, 1976 Arlington, Texas L, 3-7
Apr. 22, 1977 Beaumont, Texas L, 0-5
Apr. 22, 1977 Beaumont, Texas L, 3-13
Apr. 23, 1977 Beaumont, Texas L, 6-9
Apr. 01, 1978 Arlington, Texas L, 1-2
Apr. 01, 1978 Arlington, Texas L, 2-7
Apr. 02, 1978 Arlington, Texas W, 11-1
Apr. 02, 1978 Arlington, Texas L, 2-3
Feb. 24, 1979 Beaumont, Texas L, 4-8
Feb. 24, 1979 Beaumont, Texas L, 5-10
Feb. 25, 1979 Beaumont, Texas L, 0-8
Feb. 25, 1979 Beaumont, Texas L, 5-11
May 04, 1981 Beaumont, Texas L, 2-6

May 04, 1981 Beaumont, Texas L, 6-7
May 05, 1981 Arlington, Texas L, 0-1
Apr. 16, 1983 Arlington, Texas W, 3-2
Apr. 16, 1983 Arlington, Texas L, 6-13
Apr. 17, 1983 Arlington, Texas W, 4-3
Apr. 17, 1983 Arlington, Texas W, 5-2
May 07, 1983 Beaumont, Texas W, 6-2
May 07, 1983 Beaumont, Texas W, 3-1
May 08, 1983 Beaumont, Texas W, 9-4
May 08, 1983 Beaumont, Texas L, 4-5
May 15, 1983 Arlington, Texas L, 2-3
Apr. 28, 1984 Beaumont, Texas W, 4-0
Apr. 28, 1984 Beaumont, Texas L, 4-8
Apr. 29, 1984 Beaumont, Texas L, 3-9
Apr. 27, 1985 Arlington, Texas L, 7-9
Apr. 28, 1985 Arlington, Texas L, 2-7
Apr. 26, 1986 Beaumont, Texas W, 4-3
Apr. 26, 1986 Beaumont, Texas W, 3-1
Apr. 27, 1986 Beaumont, Texas L, 1-4
Feb. 11, 1989 Beaumont, Texas L, 4-7
Feb. 11, 1989 Beaumont, Texas W, 12-0
Mar. 12, 1989 Arlington, Texas W, 4-1
Mar. 12, 1989 Arlington, Texas W, 6-0
Feb. 09, 1991 Beaumont, Texas W, 4-0
Feb. 09, 1991 Beaumont, Texas L, 2-3
Feb. 10, 1991 Beaumont, Texas L, 5-6
Mar. 10, 1991 Arlington, Texas W, 3-0
Mar. 10, 1991 Arlington, Texas L, 2-5
Feb. 08, 1992 Beaumont, Texas L, 0-2
Feb. 08, 1992 Beaumont, Texas W, 5-3
Apr. 17, 1999 Beaumont, Texas W, 11-9
Apr. 17, 1999 Beaumont, Texas L, 7-9
Apr. 18, 1999 Beaumont, Texas L, 5-6
Mar. 11, 2000 Arlington, Texas L, 6-11
Mar. 11, 2000 Arlington, Texas W, 4-1
Mar. 12, 2000 Arlington, Texas L, 6-7
Apr. 28, 2001 Beaumont, Texas L, 2-5
Apr. 28, 2001 Beaumont, Texas W, 13-1
Apr. 29, 2001 Beaumont, Texas W, 4-1
May 12, 2001 Arlington, Texas L, 0-1
May 13, 2001 Arlington, Texas W, 3-1
Apr. 13, 2002 Arlington, Texas L, 7-9
Apr. 13, 2002 Arlington, Texas W, 13-2
May 18, 2002 Arlington, Texas L, 3-5
May 15, 2003 Beaumont, Texas L, 1-4
May 16, 2003 Beaumont, Texas W, 7-4
May 17, 2003 Beaumont, Texas L, 0-15
Apr. 16, 2004 Arlington, Texas W, 3-1
Apr. 17, 2004 Arlington, Texas L, 2-4
Apr. 18, 2004 Arlington, Texas L, 2-5
Mar. 18, 2005 Beaumont, Texas W, 12-6
Mar. 19, 2005 Beaumont, Texas L, 3-4
Mar. 20, 2005 Beaumont, Texas W, 11-1
May 25, 2005 Natchitoches, La. L, 1-7
May 27, 2005 Natchitoches, La. L, 3-8
Apr. 07, 2006 Arlington, Texas L, 3-10
Apr. 08, 2006 Arlington, Texas L, 0-7
Apr. 09, 2006 Arlington, Texas L, 5-8
May 27, 2006 Beaumont, Texas W, 8-7
Mar. 16, 2007 Beaumont, Texas L, 3-11
Mar. 17, 2007 Beaumont, Texas L, 1-4
Mar. 18, 2007 Beaumont, Texas L, 0-5
Mar. 14, 2008 Arlington, Texas L, 7-13
Mar. 15, 2008 Arlington, Texas W, 15-4
Mar. 16, 2008 Arlington, Texas L, 5-9
May 08, 2009 Beaumont, Texas W, 9-4
May 09, 2009 Beaumont, Texas L, 1-3
May 10, 2009 Beaumont, Texas L, 3-4 (10)
May 20, 2009 Corpus Christi, Texas L, 3-4
May 22, 2009 Corpus Christi, Texas L, 3-4
May 15, 2010 Arlington, Texas L, 5-22
May 16, 2010 Arlington, Texas L, 1-8
May 17, 2010 Arlington, Texas W, 11-8
May 13, 2011 Beaumont, Texas L, 5-10
May 14, 2011 Beaumont, Texas L, 6-14
May 15, 2011 Beaumont, Texas L, 4-5
Mar. 16, 2012 Beaumont, Texas W, 5-7
Mar. 17, 2012 Beaumont, Texas W, 9-1
Mar. 18, 2012 Beaumont, Texas L, 3-4

Lambuth (Tenn.) (0-1-0)
H: (0-1-0) A: (0-0-0) N: (0-0-0)
Mar. 26, 1986 Arlington, Texas L, 4-10

Louisiana-Lafayette (13-20-0)
H: (5-8-0) A: (8-11-0) N: (0-1-0)
Mar. 17, 1972 Lafayette, La. L, 2-8
Mar. 18, 1972 Lafayette, La. L, 1-2
Mar. 18, 1972 Lafayette, La. L, 0-1
Mar. 19, 1973 Arlington, Texas W, 3-2
Mar. 19, 1973 Arlington, Texas W, 13-2
Mar. 20, 1973 Arlington, Texas L, 0-4
Mar. 22, 1974 Lafayette, La. W, 4-2
Mar. 22, 1974 Lafayette, La. W, 12-11
Mar. 23, 1974 Lafayette, La. L, 3-9
Mar. 21, 1975 Arlington, Texas W, 8-1
Mar. 21, 1975 Arlington, Texas L, 2-7
Mar. 22, 1975 Arlington, Texas L, 4-6
Apr. 30, 1976 Lafayette, La. W, 4-3
Apr. 30, 1976 Lafayette, La. W, 6-4
May 01, 1976 Lafayette, La. L, 2-4
Apr. 29, 1977 Arlington, Texas W, 8-6
Apr. 29, 1977 Arlington, Texas L, 3-4
Apr. 30, 1977 Arlington, Texas L, 0-3
Apr. 29, 1978 Lafayette, La. W, 5-3
Apr. 29, 1978 Lafayette, La. L, 7-11
Apr. 30, 1978 Lafayette, La. L, 0-2
Apr. 30, 1978 Lafayette, La. L, 0-11
Apr. 27, 1979 Arlington, Texas W, 5-3
Apr. 27, 1979 Arlington, Texas L, 7-20
Apr. 28, 1979 Arlington, Texas L, 0-5
Apr. 28, 1979 Arlington, Texas L, 6-8
Mar. 19, 1987 Lafayette, La. W, 7-6
Feb. 26, 1988 Lafayette, La. W, 4-1
Mar. 10, 1990 Lafayette, La. W, 4-3
Mar. 11, 1990 Lafayette, La. L, 7-9
Feb. 21, 1998 Lafayette, La. L, 4-6
Feb. 21, 1998 Lafayette, La. L, 2-4
Feb. 23, 2002 Houston, Texas L, 5-6

Louisiana-Monroe (39-25-0)
H: (18-10-0) A: (20-12-0) N: (1-3-0)
Mar. 09, 1985 Monroe, La. W, 2-1
Mar. 09, 1985 Monroe, La. L, 0-7
Mar. 10, 1985 Monroe, La. L, 5-8
Apr. 05, 1986 Monroe, La. L, 9-10
Apr. 05, 1986 Monroe, La. W, 8-1
Apr. 06, 1986 Monroe, La. W, 8-1
Mar. 19, 1988 Arlington, Texas L, 4-6
Mar. 19, 1988 Arlington, Texas W, 9-4
Mar. 20, 1988 Arlington, Texas L, 1-2
Mar. 18, 1989 Monroe, La. W, 8-1
Mar. 18, 1989 Monroe, La. W, 5-1
Mar. 19, 1989 Monroe, La. W, 8-4
Apr. 13, 1991 Arlington, Texas W, 9-0
Apr. 13, 1991 Arlington, Texas W, 10-3
Apr. 14, 1991 Arlington, Texas W, 7-2
Mar. 21, 1992 Arlington, Texas W, 6-5
Mar. 21, 1992 Arlington, Texas W, 10-9
Mar. 22, 1992 Arlington, Texas L, 7-9
Mar. 20, 1993 Monroe, La. W, 3-2
Mar. 20, 1993 Monroe, La. W, 6-3
May 07, 1994 Monroe, La. W, 8-4
May 07, 1994 Monroe, La. W, 6-5
May 08, 1994 Monroe, La. W, 9-5
May 05, 1995 Arlington, Texas W, 5-4
May 06, 1995 Arlington, Texas L, 3-4
May 07, 1995 Arlington, Texas W, 12-4
May 14, 1995 Shreveport, La. L, 5-6
Mar. 09, 1996 Monroe, La. W, 4-3
Mar. 09, 1996 Monroe, La. L, 3-10
Mar. 10, 1996 Monroe, La. L, 12-13
May 16, 1996 Shreveport, La. L, 3-4
Mar. 08, 1997 Arlington, Texas W, 6-5
Mar. 09, 1997 Arlington, Texas W, 5-3
Apr. 18, 1998 Monroe, La. L, 3-4
Apr. 18, 1998 Monroe, La. W, 9-7
Apr. 24, 1999 Arlington, Texas L, 3-5
Apr. 24, 1999 Arlington, Texas W, 4-3
Apr. 25, 1999 Arlington, Texas L, 8-9
Mar. 04, 2000 Monroe, La. L, 4-5
Mar. 04, 2000 Monroe, La. W, 8-4
Mar. 05, 2000 Monroe, La. L, 2-3
May 05, 2001 Arlington, Texas L, 3-4
May 05, 2001 Arlington, Texas L, 3-9
May 06, 2001 Arlington, Texas W, 7-6
May 18, 2001 Beaumont, Texas W, 5-2

Mar. 22, 2002 Monroe, La. W, 6-5
Mar. 23, 2002 Monroe, La. L, 2-8
Mar. 24, 2002 Monroe, La. L, 7-9
Apr. 25, 2003 Arlington, Texas W, 4-2
Apr. 26, 2003 Arlington, Texas L, 3-12
Apr. 27, 2003 Arlington, Texas W, 11-3
May 22, 2003 Monroe, La. W, 15-10
May 23, 2003 Monroe, La. W, 6-4
Mar. 26, 2004 Monroe, La. W, 10-7
Mar. 27, 2004 Monroe, La. L, 5-6 (10)
Mar. 28, 2004 Monroe, La. W, 13-3
May 28, 2004 Hammond, La. L, 5-6
Apr. 01, 2005 Arlington, Texas L, 2-4
Apr. 02, 2005 Arlington, Texas W, 5-4
Apr. 03, 2005 Arlington, Texas W, 11-10
Mar. 17, 2006 Monroe, La. W, 10-4
Mar. 10, 2009 Monroe, La. L, 9-15
Mar. 23, 2010 Arlington, Texas W, 13-1

Louisiana Tech (49-43-0)
H: (29-19-0) A: (20-24-0) N: (0-0-0)
Apr. 22, 1972 Arlington, Texas L, 1-3
Apr. 22, 1972 Arlington, Texas L, 1-3
Apr. 19, 1973 Ruston, La. W, 2-1
Apr. 20, 1973 Ruston, La. L, 2-3
Mar. 29, 1974 Ruston, La. L, 2-6
Mar. 29, 1974 Ruston, La. L, 7-15
Mar. 30, 1974 Ruston, La. L, 4-8
Apr. 04, 1975 Arlington, Texas L, 2-3
Apr. 04, 1975 Arlington, Texas W, 11-1
Apr. 05, 1975 Arlington, Texas W, 4-1
Mar. 26, 1976 Ruston, La. L, 4-6
Mar. 26, 1976 Ruston, La. L, 1-2
Mar. 27, 1976 Ruston, La. W, 5-3
Mar. 25, 1977 Arlington, Texas W, 5-4
Mar. 25, 1977 Arlington, Texas W, 5-4
Apr. 22, 1978 Ruston, La. L, 2-6
Apr. 22, 1978 Ruston, La. L, 1-6
Apr. 23, 1978 Ruston, La. L, 1-5
Apr. 23, 1978 Ruston, La. W, 10-5
Apr. 21, 1979 Arlington, Texas L, 1-10
Apr. 21, 1979 Arlington, Texas W, 18-4
Apr. 22, 1979 Arlington, Texas L, 3-4
Apr. 22, 1979 Arlington, Texas W, 12-4
Mar. 15, 1980 Ruston, La. W, 3-2
Mar. 15, 1980 Ruston, La. L, 4-5
May 03, 1980 Arlington, Texas W, 10-6
May 03, 1980 Arlington, Texas W, 6-5
May 04, 1980 Arlington, Texas L, 2-8
May 04, 1980 Arlington, Texas L, 4-6
May 10, 1980 Ruston, La. L, 0-3
Mar. 28, 1981 Arlington, Texas W, 6-5
Mar. 28, 1981 Arlington, Texas W, 4-2
Mar. 29, 1981 Arlington, Texas W, 4-2
Mar. 29, 1981 Arlington, Texas W, 4-3
Apr. 25, 1981 Ruston, La. L, 4-8
Apr. 25, 1981 Ruston, La. W, 7-6
Apr. 26, 1981 Ruston, La. W, 5-2
Apr. 26, 1981 Ruston, La. W, 6-5
Mar. 20, 1982 Ruston, La. W, 4-3
Mar. 21, 1982 Ruston, La. L, 1-9
Apr. 17, 1982 Arlington, Texas W, 12-3
Apr. 17, 1982 Arlington, Texas W, 8-7
Apr. 18, 1982 Arlington, Texas L, 6-9
Apr. 18, 1982 Arlington, Texas L, 0-2
Apr. 14, 1984 Arlington, Texas W, 8-7
Apr. 14, 1984 Arlington, Texas W, 23-7
Apr. 15, 1984 Arlington, Texas W, 12-3
Apr. 20, 1985 Ruston, La. L, 1-3
Apr. 20, 1985 Ruston, La. W, 6-5
Apr. 21, 1985 Ruston, La. L, 4-5
Mar. 15, 1986 Arlington, Texas L, 0-1
Mar. 16, 1986 Arlington, Texas W, 4-2
Mar. 16, 1986 Arlington, Texas W, 6-5
May 03, 1989 Ruston, La. W, 9-4
Feb. 17, 1990 Arlington, Texas W, 8-2
Feb. 17, 1990 Arlington, Texas W, 4-1
Feb. 18, 1990 Arlington, Texas W, 3-2
Feb. 23, 1991 Arlington, Texas W, 1-0
Feb. 23, 1991 Arlington, Texas L, 4-6
Feb. 24, 1991 Arlington, Texas W, 4-1
Feb. 22, 1992 Ruston, La. W, 7-5
Feb. 23, 1992 Ruston, La. W, 11-10
Feb. 06, 1993 Arlington, Texas W, 2-1
Feb. 06, 1993 Arlington, Texas W, 4-3



ALL-TIME SERIES AGAINST OPPONENTS

Table with columns for date, opponent, and record. Includes entries for Ruston, La., Arlington, Texas, and Lake Charles, La. from 1993 to 2012.

LSU (0-2-0)

Table with columns for date, opponent, and record. Includes entries for Baton Rouge, La. from 1987 to 1988.

Mary-Hardin Baylor (9-1-0)

Table with columns for date, opponent, and record. Includes entries for Belton, Texas, and Arlington, Texas from 1981 to 2011.

Maryville State (N.D.) (2-0-0)

Table with columns for date, opponent, and record. Includes entries for Arlington, Texas from 1984.

McNeese State (61-60-0)

Table with columns for date, opponent, and record. Includes entries for Lake Charles, La., Monroe, La., and Beaumont, Texas from 1973 to 2011.

Table with columns for date, opponent, and record. Includes entries for Arlington, Texas, Lake Charles, La., and Frisco, Texas from 1984 to 2011.

Table with columns for date, opponent, and record. Includes entries for Lake Charles, La., San Marcos, Texas, and Edinburg, Texas from 2011 to 2012.

Michigan State (1-1-0)

Table with columns for date, opponent, and record. Includes entries for Edinburg, Texas from 2010 to 2011.

Midwestern State (7-1-0)

Table with columns for date, opponent, and record. Includes entries for Arlington, Texas, Wichita Falls, Texas, and Frisco, Texas from 1976 to 1981.

Minnesota (3-0-0)

Table with columns for date, opponent, and record. Includes entries for Grand Prairie, Texas and Arlington, Texas from 1987 to 2009.

Minnesota State Mankato (0-2-0)

Table with columns for date, opponent, and record. Includes entries for Arlington, Texas from 1985 to 1985.

Mississippi (1-0-0)

Table with columns for date, opponent, and record. Includes entry for Houston, Texas from 2003.

Missouri State (8-8-0)

Table with columns for date, opponent, and record. Includes entries for Arlington, Texas, Frisco, Texas, and Edinburg, Texas from 1985 to 2012.

Missouri Western (2-0-0)

Table with columns for date, opponent, and record. Includes entries for Arlington, Texas from 1990.

Morningside (Iowa) (2-0-0)

Table with columns for date, opponent, and record. Includes entries for Edinburg, Texas from 1978.

Mount Mercy (Iowa) (2-0-0)

Table with columns for date, opponent, and record. Includes entries for Arlington, Texas from 1984.

Nebraska (1-2-0)

Table with columns for date, opponent, and record. Includes entries for Arlington, Texas from 1989 to 2007.

Nevada (0-1-0)

Table with columns for date, opponent, and record. Includes entry for Frisco, Texas from 2008.

New Mexico (5-5-0)

Table with columns for date, opponent, and record. Includes entries for Arlington, Texas from 1994 to 1995.

Table with columns for date, opponent, and record. Includes entries for Albuquerque, N.M. from 1998 to 2007.

New Mexico State (2-1-0)

Table with columns for date, opponent, and record. Includes entries for Arlington, Texas from 1991 to 2007.

New Orleans (1-0-0)

Table with columns for date, opponent, and record. Includes entry for Dallas, Texas from 2011.

Nicholls (39-27-0)

Table with columns for date, opponent, and record. Includes entries for Arlington, Texas, Thibodaux, La., and Frisco, Texas from 1984 to 2012.



ALL-TIME SERIES AGAINST OPPONENTS

North Carolina State (0-1-0)

H: (0-0-0) A: (0-0-0) N: (0-1-0)
Jun. 03, 2006 Austin, Texas L, 5-6

North Dakota State (4-0-0)

H: (4-0-0) A: (0-0-0) N: (0-0-0)
Mar. 31, 1981 Arlington, Texas W, 6-2
Mar. 31, 1981 Arlington, Texas W, 17-1
Apr. 01, 1981 Arlington, Texas W, 7-4
Apr. 01, 1981 Arlington, Texas W, 13-4

North Texas (21-1-0)

H: (16-0-0) A: (5-1-0) N: (0-0-0)
Mar. 10, 1976 Arlington, Texas W, 5-2
Mar. 10, 1976 Arlington, Texas W, 3-1
Mar. 29, 1978 Arlington, Texas W, 12-2
Mar. 29, 1978 Arlington, Texas W, 11-0
Mar. 11, 1982 Arlington, Texas W, 4-1
Mar. 11, 1982 Arlington, Texas W, 14-3
Apr. 09, 1983 Arlington, Texas W, 8-7
Apr. 09, 1983 Arlington, Texas W, 5-0
Apr. 07, 1984 Denton, Texas W, 15-3
Apr. 07, 1984 Denton, Texas W, 5-2
Apr. 08, 1984 Denton, Texas W, 6-2
Apr. 14, 1985 Arlington, Texas W, 5-1
Apr. 15, 1985 Arlington, Texas W, 7-5
Apr. 15, 1985 Arlington, Texas W, 7-1
Apr. 12, 1986 Arlington, Texas W, 5-0
Apr. 12, 1986 Arlington, Texas W, 2-1
Apr. 13, 1986 Arlington, Texas W, 4-3
Apr. 24, 1987 Arlington, Texas W, 18-6
Apr. 24, 1987 Arlington, Texas W, 3-2
May 05, 1988 Denton, Texas W, 11-3
May 05, 1988 Denton, Texas W, 10-0
May 06, 1988 Denton, Texas L, 3-4

Northwestern (4-1-0)

H: (3-1-0) A: (0-0-0) N: (1-0-0)
Mar. 24, 1989 Arlington, Texas L, 3-4
Mar. 25, 1989 Arlington, Texas W, 9-1
Mar. 09, 2003 Albuquerque, N.M. W, 14-7
Feb. 18, 2005 Arlington, Texas W, 11-3
Mar. 2, 2007 Arlington, Texas W, 20-2

Northwestern State (45-40-0)

H: (23-19-0) A: (18-19-0) N: (4-2-0)
Mar. 26, 1988 Natchitoches, La. W, 3-2
Mar. 26, 1988 Natchitoches, La. L, 4-8
Mar. 27, 1988 Natchitoches, La. W, 9-2
Apr. 01, 1989 Arlington, Texas W, 3-1
Apr. 01, 1989 Arlington, Texas W, 1-0
Apr. 02, 1989 Arlington, Texas W, 16-3
Mar. 17, 1990 Natchitoches, La. L, 2-5
Mar. 17, 1990 Natchitoches, La. W, 2-1
Mar. 18, 1990 Natchitoches, La. L, 2-11
Mar. 31, 1990 Natchitoches, La. L, 3-4
Mar. 31, 1990 Natchitoches, La. W, 4-2
Apr. 01, 1990 Natchitoches, La. W, 11-2
Apr. 27, 1991 Arlington, Texas L, 2-8
Apr. 27, 1991 Arlington, Texas L, 5-9
Apr. 29, 1991 Arlington, Texas L, 2-6
Apr. 17, 1992 Natchitoches, La. W, 7-6
Apr. 17, 1992 Natchitoches, La. W, 4-3
Apr. 18, 1992 Natchitoches, La. W, 12-1
Apr. 17, 1993 Arlington, Texas L, 3-6
Apr. 17, 1993 Arlington, Texas W, 10-0
Apr. 18, 1993 Arlington, Texas W, 3-2
May 16, 1993 Natchitoches, La. W, 12-6
Mar. 19, 1994 Arlington, Texas L, 0-6
Mar. 20, 1994 Arlington, Texas L, 1-2
Mar. 20, 1994 Arlington, Texas L, 0-5
Mar. 17, 1995 Natchitoches, La. L, 5-7
Mar. 18, 1995 Natchitoches, La. L, 3-5
Mar. 18, 1995 Natchitoches, La. L, 1-11
May 13, 1995 Shreveport, La. W, 11-3
Mar. 02, 1996 Arlington, Texas L, 2-4
Mar. 02, 1996 Arlington, Texas L, 3-6
Mar. 03, 1996 Arlington, Texas W, 7-6
May 17, 1996 Shreveport, La. L, 6-7
Mar. 01, 1997 Natchitoches, La. L, 1-11
Mar. 02, 1997 Natchitoches, La. W, 5-1
Mar. 21, 1998 Arlington, Texas L, 2-21
Mar. 21, 1998 Arlington, Texas W, 9-3
Mar. 22, 1998 Arlington, Texas L, 7-8

Mar. 13, 1999 Natchitoches, La. L, 4-11
Mar. 13, 1999 Natchitoches, La. L, 6-15
Mar. 14, 1999 Natchitoches, La. L, 2-14
May 14, 1999 Monroe, La. W, 11-8
Apr. 15, 2000 Arlington, Texas L, 1-2
Apr. 15, 2000 Arlington, Texas L, 2-6
Apr. 16, 2000 Arlington, Texas W, 8-6
Mar. 03, 2001 Natchitoches, La. W, 10-9
Mar. 03, 2001 Natchitoches, La. L, 8-12
Mar. 04, 2001 Natchitoches, La. W, 10-8
May 11, 2002 Arlington, Texas W, 3-1
May 11, 2002 Arlington, Texas L, 8-10
May 12, 2002 Arlington, Texas W, 6-3
Mar. 14, 2003 Natchitoches, La. L, 8-9
Mar. 15, 2003 Natchitoches, La. W, 8-2
Mar. 16, 2003 Natchitoches, La. W, 7-3
May 21, 2003 Monroe, La. W, 4-3
May 14, 2004 Arlington, Texas L, 9-13
May 15, 2004 Arlington, Texas L, 2-5
May 16, 2004 Arlington, Texas W, 3-1
May 27, 2004 Hammond, La. L, 3-8
May 19, 2005 Natchitoches, La. L, 0-6
May 20, 2005 Natchitoches, La. L, 3-4
May 21, 2005 Natchitoches, La. W, 4-1
May 26, 2005 Natchitoches, La. W, 10-9
Mar. 10, 2006 Arlington, Texas W, 14-1
Mar. 11, 2006 Arlington, Texas W, 6-1
Mar. 12, 2006 Arlington, Texas W, 8-2
May 27, 2006 Beaumont, Texas W, 7-0
Apr. 28, 2007 Arlington, Texas L, 4-14
Apr. 29, 2007 Arlington, Texas L, 2-4
Apr. 25, 2008 Natchitoches, La. L, 2-8
Apr. 26, 2008 Natchitoches, La. L, 5-9
Apr. 26, 2008 Natchitoches, La. W, 18-3
Mar. 20, 2009 Arlington, Texas W, 5-0
Mar. 21, 2009 Arlington, Texas W, 4-2
Mar. 22, 2009 Arlington, Texas W, 16-0
Mar. 26, 2010 Natchitoches, La. W, 3-1
Mar. 27, 2010 Natchitoches, La. L, 5-11
Mar. 28, 2010 Natchitoches, La. W, 10-3
Mar. 25, 2011 Arlington, Texas L, 0-2
Mar. 26, 2011 Arlington, Texas W, 6-2
Mar. 27, 2011 Arlington, Texas W, 4-3
Apr. 20, 2012 Arlington, Texas W, 3-1
Apr. 21, 2012 Arlington, Texas W, 13-4
Apr. 22, 2012 Arlington, Texas W, 8-6

Northwood (6-2-0)

H: (5-1-0) A: (1-1-0) N: (0-0-0)
Apr. 19, 1989 Cedar Hill, Texas W, 16-0
Apr. 25, 1989 Arlington, Texas W, 6-3
Apr. 03, 1990 Arlington, Texas W, 11-2
Feb. 14, 1991 Cedar Hill, Texas L, 3-13
Apr. 16, 1991 Arlington, Texas W, 6-4
Feb. 05, 1992 Arlington, Texas W, 8-4
Mar. 29, 1994 Arlington, Texas L, 2-8
Apr. 21, 2009 Arlington, Texas W, 23-7

Oklahoma (10-19-0)

H: (6-8-0) A: (4-11-0) N: (0-0-0)
Mar. 07, 1972 Arlington, Texas L, 3-9
Mar. 07, 1972 Arlington, Texas L, 1-6
Mar. 05, 1988 Arlington, Texas W, 5-4
Mar. 05, 1988 Arlington, Texas W, 3-5
Mar. 06, 1988 Arlington, Texas W, 11-10
Apr. 04, 1989 Norman, Okla. L, 7-19
Apr. 05, 1989 Norman, Okla. L, 1-7
Apr. 02, 1997 Norman, Okla. L, 5-14
Feb. 24, 1998 Arlington, Texas L, 5-7
Apr. 26, 1998 Norman, Okla. L, 12-13
Apr. 20, 1999 Arlington, Texas L, 6-9
Feb. 29, 2000 Arlington, Texas L, 8-11
Mar. 07, 2000 Norman, Okla. L, 3-11
Feb. 27, 2001 Norman, Okla. L, 2-7
May 02, 2001 Norman, Okla. L, 6-10
Mar. 20, 2002 Arlington, Texas W, 15-5
Apr. 17, 2002 Norman, Okla. W, 10-5
Mar. 19, 2003 Arlington, Texas W, 10-7
May 13, 2003 Norman, Okla. W, 11-9
Mar. 02, 2004 Arlington, Texas W, 5-4
Mar. 10, 2004 Norman, Okla. W, 18-12
Apr. 19, 2005 Norman, Okla. L, 6-11
Mar. 14, 2006 Arlington, Texas L, 0-8
Apr. 04, 2006 Norman, Okla. L, 3-4

Mar. 25, 2008 Norman, Okla. L, 5-6
May 05, 2009 Arlington, Texas W, 8-5
Mar. 02, 2010 Norman, Okla. L, 3-4
Mar. 01, 2011 Arlington, Texas L, 3-4
Feb. 29, 2012 Norman, Okla. W, 10-3

Oklahoma Baptist (1-0-0)

H: (1-0-0) A: (0-0-0) N: (0-0-0)
Mar. 22, 1990 Arlington, Texas W, 4-0

Oklahoma Christian (2-0-0)

H: (2-0-0) A: (0-0-0) N: (0-0-0)
Mar. 16, 2010 Arlington, Texas W, 5-0
Mar. 17, 2010 Arlington, Texas W, 17-9

Oklahoma City (2-1-0)

H: (2-1-0) A: (0-0-0) N: (0-0-0)
Mar. 04, 1984 Arlington, Texas W, 7-4
Mar. 04, 1984 Arlington, Texas L, 0-5
Mar. 08, 1988 Arlington, Texas W, 16-15

Oklahoma State (5-17-0)

H: (5-5-0) A: (0-10-0) N: (0-2-0)
Mar. 10, 1987 Arlington, Texas L, 5-9
Feb. 27, 1988 Lafayette, La. L, 5-7
Feb. 27, 1988 Lafayette, La. L, 2-7
Mar. 09, 1989 Arlington, Texas L, 5-15
Mar. 06, 1990 Arlington, Texas L, 7-13
Apr. 17, 1990 Stillwater, Okla. L, 2-6
Apr. 18, 1990 Stillwater, Okla. L, 5-8
Apr. 23, 1991 Stillwater, Okla. L, 5-10
Feb. 16, 1992 Arlington, Texas W, 5-3
Mar. 10, 1993 Arlington, Texas W, 26-13
Mar. 17, 1993 Stillwater, Okla. L, 3-17
Feb. 19, 1994 Arlington, Texas W, 6-4
Feb. 15, 1995 Arlington, Texas L, 2-4
Mar. 12, 2002 Stillwater, Okla. L, 2-6
Mar. 25, 2003 Stillwater, Okla. L, 2-3
Mar. 23, 2004 Stillwater, Okla. L, 6-7
Apr. 13, 2004 Arlington, Texas W, 1-0
Mar. 21, 2006 Stillwater, Okla. L, 3-8
Mar. 06, 2007 Arlington, Texas L, 1-19
Apr. 15, 2008 Arlington, Texas W, 7-3
Apr. 28, 2009 Stillwater, Okla. L, 2-6
Apr. 27, 2010 Stillwater, Okla. L, 1-10

Oral Roberts (19-38-0)

H: (17-22-0) A: (1-14-0) N: (1-2-0)
Feb. 27, 1976 Arlington, Texas W, 6-4
Feb. 27, 1976 Arlington, Texas W, 5-3
Feb. 28, 1976 Arlington, Texas W, 9-1
Feb. 26, 1977 Arlington, Texas L, 0-5
Feb. 26, 1977 Arlington, Texas L, 5-12
Feb. 28, 1978 Arlington, Texas L, 8-16
Mar. 01, 1978 Arlington, Texas L, 7-11
Feb. 26, 1979 Arlington, Texas W, 1-0
Feb. 26, 1979 Arlington, Texas L, 5-10
Apr. 14, 1979 Tulsa, Okla. W, 3-2
Apr. 14, 1979 Tulsa, Okla. L, 3-4
Apr. 15, 1979 Tulsa, Okla. L, 0-8
Feb. 29, 1980 Arlington, Texas L, 4-12
Feb. 27, 1981 Arlington, Texas L, 3-4
Mar. 02, 1981 Arlington, Texas L, 3-7
Feb. 25, 1983 Arlington, Texas L, 5-6
Feb. 25, 1983 Arlington, Texas W, 3-2
Feb. 26, 1983 Arlington, Texas L, 0-3
Feb. 23, 1984 Arlington, Texas W, 5-2
Feb. 25, 1984 Arlington, Texas W, 9-6
Feb. 25, 1984 Arlington, Texas L, 1-3
Feb. 20, 1985 Arlington, Texas W, 9-8
Feb. 21, 1985 Arlington, Texas L, 1-3
Feb. 21, 1985 Arlington, Texas W, 3-2
Feb. 21, 1986 Arlington, Texas L, 5-14
Feb. 21, 1986 Arlington, Texas W, 8-3
Feb. 22, 1986 Arlington, Texas W, 8-4
Feb. 22, 1986 Arlington, Texas W, 5-4
Feb. 19, 1987 Arlington, Texas L, 1-8
Feb. 20, 1987 Tulsa, Okla. L, 4-10
Apr. 11, 1987 Tulsa, Okla. L, 3-9
Apr. 10, 1987 Tulsa, Okla. L, 2-10
Feb. 26, 1988 Lafayette, La. W, 8-1
Apr. 15, 1994 Arlington, Texas W, 8-3
Apr. 16, 1994 Arlington, Texas L, 1-2
May 03, 1994 Tulsa, Okla. L, 3-6
Feb. 28, 1995 Arlington, Texas W, 9-4

Apr. 14, 1995 Tulsa, Okla. L, 3-4
Apr. 15, 1995 Tulsa, Okla. L, 3-4
Apr. 15, 1995 Tulsa, Okla. L, 1-2
Feb. 15, 1998 Arlington, Texas L, 1-9
Feb. 26, 1999 Laredo, Texas L, 4-9
Feb. 26, 1999 Arlington, Texas W, 5-3
Mar. 10, 1999 Arlington, Texas L, 2-5
Feb. 23, 2000 Arlington, Texas L, 1-8
Apr. 25, 2000 Tulsa, Okla. L, 5-6
Feb. 18, 2001 Arlington, Texas W, 6-4
Mar. 20, 2001 Tulsa, Okla. L, 4-8
Apr. 10, 2001 Arlington, Texas L, 1-7
Mar. 09, 2002 Arlington, Texas L, 3-7
Apr. 09, 2002 Tulsa, Okla. L, 0-4
Feb. 17, 2006 Arlington, Texas W, 7-5
Feb. 24, 2006 Midland, Texas L, 7-8
Mar. 28, 2006 Tulsa, Okla. L, 1-13
Mar. 08, 2008 Arlington, Texas L, 1-10
Apr. 07, 2009 Tulsa, Okla. L, 7-9
Apr. 06, 2010 Arlington, Texas L, 4-7

Oregon State (1-1-0)

H: (1-1-0) A: (0-0-0) N: (0-0-0)
Mar. 24, 1993 Arlington, Texas W, 13-9
Feb. 20, 2004 Arlington, Texas L, 0-7

Plano University (6-3-0)

H: (5-2-0) A: (1-1-0) N: (0-0-0)
Mar. 23, 1971 Arlington, Texas W, 8-7
Mar. 23, 1971 Arlington, Texas W, 10-0
Mar. 26, 1971 Arlington, Texas W, 14-6
Feb. 15, 1975 Arlington, Texas L, 6-8
Mar. 08, 1975 Plano, Texas L, 2-3
Mar. 08, 1975 Plano, Texas W, 1-0
Apr. 01, 1975 Arlington, Texas W, 3-2
Feb. 18, 1976 Arlington, Texas W, 9-4
Feb. 18, 1976 Arlington, Texas L, 2-16

Prairie View A&M (2-0-0)

H: (2-0-0) A: (0-0-0) N: (0-0-0)
Apr. 05, 1987 Arlington, Texas W, 9-0
Apr. 05, 1987 Arlington, Texas W, 9-0

Quincy (Ill.) (3-0-0)

H: (3-0-0) A: (0-0-0) N: (0-0-0)
Mar. 09, 1987 Arlington, Texas W, 8-0
Mar. 12, 1987 Arlington, Texas W, 2-0
Mar. 12, 1987 Arlington, Texas W, 4-0

Rice (0-9-0)

H: (0-0-0) A: (0-9-0) N: (0-0-0)
Feb. 11, 1984 Houston, Texas L, 0-1
Feb. 11, 1984 Houston, Texas L, 1-5
Feb. 12, 1984 Houston, Texas L, 8-15
Feb. 28, 1987 Houston, Texas L, 7-10
Feb. 28, 1987 Houston, Texas L, 4-11
May 25, 2001 Houston, Texas L, 4-11
May 27, 2001 Houston, Texas L, 2-14
Feb. 24, 2002 Houston, Texas L, 4-8
Feb. 23, 2003 Houston, Texas L, 0-1

Rockford (2-0-0)

H: (2-0-0) A: (0-0-0) N: (0-0-0)
Apr. 01, 1980 Arlington, Texas W, 3-0
Apr. 01, 1980 Arlington, Texas W, 3-2

St. Edward's (2-2-0)

H: (2-2-0) A: (0-0-0) N: (0-0-0)
Mar. 11, 1979 Arlington, Texas W, 7-3
Mar. 11, 1979 Arlington, Texas W, 6-3
Apr. 23, 1986 Arlington, Texas L, 1-3
Apr. 23, 1986 Arlington, Texas L, 2-4

St. Francis (16-4-0)

H: (16-4-0) A: (0-0-0) N: (0-0-0)
Mar. 27, 1986 Arlington, Texas W, 5-4
Mar. 13, 1987 Arlington, Texas W, 10-3
Mar. 13, 1988 Arlington, Texas W, 9-5
Mar. 15, 1988 Arlington, Texas W, 6-5
Mar. 11, 1989 Arlington, Texas W, 9-6
Mar. 11, 1989 Arlington, Texas W, 8-6
Mar. 14, 1989 Arlington, Texas W, 7-4
Mar. 23, 1990 Arlington, Texas L, 4-5
Mar. 24, 1990 Arlington, Texas L, 1-9
Mar. 26, 1991 Arlington, Texas W, 7-6



ALL-TIME SERIES AGAINST OPPONENTS

Table with columns: Date, Location, Score, Result. Includes games from Mar. 11, 1986 to Mar. 16, 1999.

St. John's (2-2-0)

Table with columns: Date, Location, Score, Result. Includes games from Mar. 18, 1986 to Mar. 06, 2004.

Sam Houston State (47-51-0)

Table with columns: Date, Location, Score, Result. Includes games from Apr. 13, 1971 to Mar. 16, 2002.

Table with columns: Date, Location, Score, Result. Includes games from Mar. 16, 2002 to May 27, 2012.

Schreiner (4-0-0)

Table with columns: Date, Location, Score, Result. Includes games from Apr. 05, 1985 to Apr. 06, 1985.

Siena (2-0-0)

Table with columns: Date, Location, Score, Result. Includes games from Feb. 22, 2009 to Feb. 23, 2009.

SMU (15-15-0)

Table with columns: Date, Location, Score, Result. Includes games from Mar. 23, 1970 to Apr. 08, 1980.

South Dakota State (3-0-0)

Table with columns: Date, Location, Score, Result. Includes games from Mar. 25, 1985 to Feb. 25, 2011.

Table with columns: Date, Location, Score, Result. Includes games from Feb. 22, 2002 to Feb. 22, 2002.

Southeastern Louisiana (22-24-0)

Table with columns: Date, Location, Score, Result. Includes games from Mar. 08, 1998 to May 26, 2012.

Southeastern Oklahoma (6-17-0)

Table with columns: Date, Location, Score, Result. Includes games from Mar. 13, 1969 to Mar. 21, 1986.

Southwestern Oklahoma (4-2-0)

Table with columns: Date, Location, Score, Result. Includes games from Mar. 10, 1981 to Mar. 11, 1981.

Table with columns: Date, Location, Score, Result. Includes games from Mar. 13, 1982 to Mar. 13, 1982.

Southwestern Univ. (TX) (13-9-0)

Table with columns: Date, Location, Score, Result. Includes games from Mar. 03, 1972 to Apr. 20, 1987.

Stephen F. Austin (31-21-0)

Table with columns: Date, Location, Score, Result. Includes games from Mar. 01, 1986 to Apr. 29, 2012.



ALL-TIME SERIES AGAINST OPPONENTS

Stetson (1-0-0)
H: (0-0-0) A: (0-0-0) N: (1-0-0)
Feb. 22, 2003 Houston, Texas W, 6-3

Sul Ross State (2-0-0)
H: (2-0-0) A: (0-0-0) N: (0-0-0)
Mar. 20, 1985 Arlington, Texas W, 8-3
Mar. 20, 1985 Arlington, Texas W, 11-2

Tarleton State (15-2-0)
H: (15-1-0) A: (0-0-0) N: (0-1-0)
Mar. 04, 1969 Stephenville, Texas L, 2-4
Apr. 03, 1969 Arlington, Texas W, 6-5
Mar. 27, 1989 Arlington, Texas W, 6-1
Apr. 10, 1990 Arlington, Texas W, 7-2
Apr. 15, 1990 Arlington, Texas W, 11-1
Mar. 05, 1991 Arlington, Texas W, 6-2
Feb. 27, 1992 Arlington, Texas W, 7-0
Apr. 28, 1993 Arlington, Texas W, 6-1
Apr. 27, 1994 Arlington, Texas W, 5-3
Apr. 26, 1995 Arlington, Texas W, 10-7
Apr. 02, 1996 Arlington, Texas W, 3-2
Apr. 23, 1997 Arlington, Texas W, 14-13
Apr. 14, 1998 Arlington, Texas L, 1-13
Apr. 13, 1999 Arlington, Texas W, 9-7
Mar. 29, 2000 Arlington, Texas W, 3-0
Apr. 04, 2001 Arlington, Texas W, 7-0
Apr. 03, 2002 Arlington, Texas W, 7-6

TCU (55-90-1)
H: (34-33-1) A: (19-56-0) N: (2-1-0)
Mar. 07, 1969 Fort Worth, Texas L, 2-18
Mar. 26, 1969 Fort Worth, Texas L, 5-11
Apr. 07, 1970 Arlington, Texas W, 8-7
Apr. 07, 1970 Arlington, Texas L, 0-3
Apr. 13, 1970 Fort Worth, Texas L, 2-7
Mar. 05, 1971 Arlington, Texas L, 2-6
Mar. 05, 1971 Arlington, Texas L, 0-9
Mar. 06, 1971 Arlington, Texas W, 3-2
Mar. 06, 1971 Arlington, Texas L, 1-9
Feb. 22, 1972 Fort Worth, Texas L, 0-1
Feb. 22, 1972 Fort Worth, Texas L, 1-4
Feb. 16, 1973 Arlington, Texas W, 2-1
Feb. 16, 1973 Arlington, Texas L, 1-6
Feb. 19, 1973 Fort Worth, Texas L, 2-3
Feb. 19, 1973 Fort Worth, Texas W, 8-2
Feb. 19, 1974 Arlington, Texas L, 0-5
Feb. 16, 1974 Arlington, Texas L, 3-4
Feb. 19, 1974 Fort Worth, Texas W, 3-0
Feb. 19, 1974 Fort Worth, Texas L, 3-6
Feb. 25, 1975 Fort Worth, Texas L, 0-4
Feb. 25, 1975 Fort Worth, Texas L, 0-2
Feb. 26, 1975 Fort Worth, Texas L, 6-12
Feb. 26, 1975 Fort Worth, Texas L, 5-6
Feb. 20, 1976 Fort Worth, Texas L, 0-10
Feb. 20, 1976 Fort Worth, Texas W, 6-3
Mar. 01, 1976 Arlington, Texas W, 4-2
Mar. 02, 1976 Fort Worth, Texas L, 8-13
Feb. 28, 1977 Arlington, Texas L, 0-4
Mar. 01, 1977 Fort Worth, Texas L, 3-14
Mar. 08, 1977 Arlington, Texas L, 5-6
Mar. 08, 1977 Arlington, Texas W, 6-4
Feb. 26, 1978 Fort Worth, Texas L, 1-13
Feb. 26, 1978 Fort Worth, Texas W, 3-2
Mar. 02, 1978 Fort Worth, Texas W, 12-10
Mar. 02, 1978 Fort Worth, Texas W, 8-7
Apr. 27, 1978 Arlington, Texas T, 2-2
Mar. 14, 1979 Fort Worth, Texas W, 10-1
Mar. 14, 1979 Fort Worth, Texas L, 2-6
Feb. 22, 1980 Fort Worth, Texas L, 7-10
Feb. 22, 1980 Fort Worth, Texas L, 4-13
Mar. 26, 1980 Arlington, Texas L, 6-9
Mar. 26, 1980 Arlington, Texas L, 3-5
Feb. 24, 1981 Arlington, Texas W, 4-3
Feb. 24, 1981 Arlington, Texas W, 3-2
Mar. 17, 1981 Fort Worth, Texas L, 3-4
Mar. 17, 1981 Fort Worth, Texas L, 3-9
Feb. 23, 1982 Fort Worth, Texas L, 3-4
Feb. 23, 1982 Fort Worth, Texas W, 10-8
Apr. 06, 1982 Arlington, Texas W, 10-9
Apr. 06, 1982 Arlington, Texas W, 6-4
Feb. 26, 1983 Arlington, Texas W, 5-4
Apr. 20, 1983 Arlington, Texas L, 7-14
Apr. 26, 1983 Fort Worth, Texas L, 1-6
Mar. 03, 1984 Arlington, Texas W, 7-0

Mar. 03, 1984 Arlington, Texas W, 7-3
Apr. 03, 1984 Fort Worth, Texas L, 8-17
Apr. 17, 1984 Fort Worth, Texas L, 6-8
Feb. 26, 1985 Arlington, Texas L, 6-7
Feb. 28, 1985 Fort Worth, Texas L, 2-11
Apr. 03, 1985 Arlington, Texas W, 10-6
Apr. 09, 1985 Fort Worth, Texas L, 8-9
Feb. 26, 1986 Arlington, Texas L, 10-11
Mar. 10, 1986 Arlington, Texas W, 5-4
Mar. 25, 1986 Fort Worth, Texas W, 5-3
Apr. 15, 1986 Fort Worth, Texas L, 5-7
Feb. 25, 1987 Fort Worth, Texas W, 4-0
Feb. 25, 1987 Fort Worth, Texas L, 4-5
Mar. 04, 1987 Arlington, Texas W, 7-5
Mar. 04, 1987 Arlington, Texas L, 1-2
Apr. 14, 1987 Arlington, Texas W, 12-8
Apr. 15, 1987 Fort Worth, Texas W, 17-15
Mar. 09, 1988 Fort Worth, Texas W, 3-1
Mar. 30, 1988 Arlington, Texas W, 19-6
Apr. 27, 1988 Fort Worth, Texas L, 3-9
Apr. 11, 1989 Fort Worth, Texas L, 10-11
Apr. 18, 1989 Arlington, Texas L, 8-12
Mar. 01, 1990 Fort Worth, Texas L, 7-15
May 01, 1990 Arlington, Texas W, 13-4
Apr. 02, 1991 Fort Worth, Texas W, 4-3
Apr. 09, 1991 Arlington, Texas L, 5-8
Feb. 01, 1992 Fort Worth, Texas W, 4-3
Mar. 03, 1992 Fort Worth, Texas W, 10-5
Apr. 14, 1992 Fort Worth, Texas W, 15-2
Apr. 21, 1992 Arlington, Texas W, 4-3
Feb. 09, 1993 Arlington, Texas L, 7-10
Feb. 19, 1993 Arlington, Texas L, 5-9
Feb. 05, 1994 Arlington, Texas L, 7-8
Feb. 06, 1994 Fort Worth, Texas L, 6-14
Apr. 25, 1994 Arlington, Texas L, 2-4
Feb. 22, 1995 Arlington, Texas W, 1-0
Apr. 25, 1995 Fort Worth, Texas L, 2-8
Mar. 26, 1996 Arlington, Texas L, 3-7
Mar. 26, 1996 Arlington, Texas W, 5-2
Apr. 30, 1996 Fort Worth, Texas L, 1-13
Feb. 07, 1997 Fort Worth, Texas L, 2-24
Apr. 15, 1997 Arlington, Texas L, 1-6
Apr. 22, 1997 Fort Worth, Texas L, 2-6
May 09, 1997 Arlington, Texas L, 6-9
Feb. 01, 1998 Arlington, Texas W, 9-6
Feb. 02, 1998 Fort Worth, Texas L, 0-22
Feb. 26, 1998 Arlington, Texas W, 8-4
Mar. 24, 1998 Arlington, Texas W, 7-3
Apr. 22, 1998 Fort Worth, Texas L, 5-7
Feb. 12, 1999 Laredo, Texas L, 3-17
Feb. 16, 1999 Arlington, Texas L, 12-15
Mar. 23, 1999 Fort Worth, Texas L, 5-23
Apr. 07, 1999 Arlington, Texas L, 8-10
May 05, 1999 Fort Worth, Texas L, 3-11
Feb. 08, 2000 Arlington, Texas W, 3-2
Feb. 10, 2000 Fort Worth, Texas L, 9-13
Feb. 11, 2000 Arlington, Texas W, 12-4
Mar. 13, 2001 Arlington, Texas W, 5-3
Apr. 12, 2001 Fort Worth, Texas L, 4-6
May 12, 2001 Arlington, Texas L, 3-4
May 12, 2001 Arlington, Texas W, 8-7
May 13, 2001 Fort Worth, Texas W, 10-7
Feb. 12, 2002 Arlington, Texas W, 5-3
Mar. 01, 2002 Arlington, Texas W, 7-3
Mar. 04, 2002 Fort Worth, Texas L, 12-23
Apr. 23, 2002 Fort Worth, Texas W, 15-1
May 14, 2002 Fort Worth, Texas L, 3-6
Feb. 02, 2003 Fort Worth, Texas W, 5-3
Feb. 11, 2003 Fort Worth, Texas L, 4-11
Mar. 01, 2003 Fort Worth, Texas L, 3-4
Mar. 02, 2003 Fort Worth, Texas* W, 10-6
Mar. 03, 2003 Fort Worth, Texas* W, 13-1
Feb. 17, 2004 Arlington, Texas W, 11-0
Mar. 07, 2004 Arlington, Texas W, 8-7
Apr. 14, 2004 Fort Worth, Texas L, 3-4
Apr. 05, 2005 Arlington, Texas L, 2-11
May 03, 2005 Fort Worth, Texas L, 3-12
Apr. 25, 2006 Arlington, Texas L, 6-16
May 16, 2006 Fort Worth, Texas L, 5-8
Mar. 14, 2007 Fort Worth, Texas L, 5-11
Mar. 20, 2007 Arlington, Texas L, 6-10
May 15, 2007 Fort Worth, Texas L, 7-14
Mar. 04, 2008 Fort Worth, Texas L, 2-3
Apr. 30, 2008 Arlington, Texas L, 2-5
Mar. 03, 2009 Arlington, Texas L, 3-11

Apr. 01, 2009 Fort Worth, Texas L, 1-2
Mar. 09, 2010 Arlington, Texas L, 2-15
Mar. 30, 2010 Fort Worth, Texas L, 3-10
Mar. 08, 2011 Fort Worth, Texas L, 3-7
Mar. 15, 2011 Arlington, Texas W, 3-2
Mar. 27, 2012 Arlington, Texas W, 4-3 (10)
Apr. 11, 2012 Fort Worth, Texas L, 1-5
* - neutral site

Texas (17-54-0)
H: (0-0-0) A: (17-53-0) N: (0-1-0)
Mar. 20, 1981 Austin, Texas L, 1-7
Mar. 20, 1981 Austin, Texas W, 6-1
Mar. 21, 1981 Austin, Texas L, 7-8
Mar. 21, 1981 Austin, Texas L, 5-14
Mar. 07, 1982 Austin, Texas L, 1-4
Mar. 07, 1982 Austin, Texas L, 4-12
Mar. 08, 1982 Austin, Texas L, 3-10
Mar. 08, 1982 Austin, Texas L, 3-8
Feb. 19, 1983 Austin, Texas W, 10-6
Feb. 19, 1983 Austin, Texas L, 6-7
Feb. 20, 1983 Austin, Texas W, 8-5
Feb. 20, 1983 Austin, Texas L, 0-6
Feb. 18, 1984 Austin, Texas L, 0-7
Feb. 18, 1984 Austin, Texas L, 0-14
Feb. 19, 1984 Austin, Texas L, 2-3
Feb. 19, 1984 Austin, Texas L, 7-12
Feb. 16, 1985 Austin, Texas L, 0-13
Feb. 16, 1985 Austin, Texas W, 14-13
Feb. 17, 1985 Austin, Texas W, 7-1
Feb. 17, 1985 Austin, Texas L, 6-18
Feb. 15, 1986 Austin, Texas L, 1-4
Feb. 15, 1986 Austin, Texas L, 1-7
Feb. 16, 1986 Austin, Texas L, 0-13
Feb. 16, 1986 Austin, Texas L, 0-7
Feb. 14, 1987 Austin, Texas L, 2-7
Feb. 14, 1987 Austin, Texas L, 6-7
Feb. 15, 1987 Austin, Texas L, 5-9
Feb. 15, 1987 Austin, Texas L, 8-12
Feb. 20, 1988 Austin, Texas L, 0-3
Feb. 20, 1988 Austin, Texas L, 6-13
Feb. 21, 1988 Austin, Texas L, 3-9
Feb. 21, 1988 Austin, Texas L, 3-13
Feb. 21, 1989 Austin, Texas W, 2-0
Feb. 21, 1989 Austin, Texas L, 10-18
Feb. 27, 1990 Austin, Texas L, 1-15
Feb. 27, 1990 Austin, Texas L, 1-3
May 25, 1990 Austin, Texas L, 8-9
Feb. 12, 1991 Austin, Texas W, 5-3
Feb. 12, 1991 Austin, Texas L, 3-10
Mar. 28, 1992 Austin, Texas L, 2-4
Mar. 28, 1992 Austin, Texas W, 5-4
Mar. 29, 1992 Austin, Texas L, 2-7
May 23, 1992 Austin, Texas L, 1-17
Feb. 26, 1993 Austin, Texas L, 4-7
Feb. 27, 1993 Austin, Texas L, 6-8
Feb. 24, 1994 Austin, Texas L, 1-5
Feb. 26, 1994 Austin, Texas W, 9-8
Feb. 27, 1994 Austin, Texas L, 2-5
Feb. 23, 1996 Austin, Texas L, 2-9
Feb. 24, 1996 Austin, Texas W, 25-19
Feb. 25, 1996 Austin, Texas L, 6-18
Feb. 02, 1997 Austin, Texas W, 9-4
Feb. 02, 1997 Austin, Texas L, 7-11
Feb. 03, 1997 Austin, Texas L, 4-8
Apr. 04, 1998 Austin, Texas W, 12-11
Feb. 02, 1999 Austin, Texas L, 6-9
Feb. 03, 1999 Austin, Texas L, 3-9
Feb. 01, 2000 Austin, Texas W, 3-1
Feb. 02, 2000 Austin, Texas L, 0-7
Jan. 30, 2001 Austin, Texas W, 7-4
Feb. 09, 2003 Austin, Texas L, 2-8
Feb. 09, 2003 Austin, Texas L, 3-11
Feb. 10, 2003 Austin, Texas L, 6-8
Feb. 22, 2005 Austin, Texas L, 4-5
Apr. 11, 2006 Austin, Texas W, 6-3
Jun. 02, 2006 Austin, Texas L, 1-9
Feb. 06, 2007 Round Rock, Texas L, 4-9
Apr. 16, 2008 Austin, Texas W, 4-3
Feb. 24, 2009 Austin, Texas L, 3-4
Apr. 20, 2010 Austin, Texas L, 2-21
Feb. 21, 2012 Austin, Texas W, 7-5

Texas A&M (8-24-0)
H: (5-5-0) A: (2-19-0) N: (0-0-0)
Feb. 09, 1990 College Station, Texas L, 2-3
Feb. 10, 1990 College Station, Texas L, 3-5
Feb. 10, 1990 College Station, Texas L, 0-6
Mar. 19, 1991 College Station, Texas L, 2-5
Mar. 19, 1991 College Station, Texas L, 5-7
Mar. 31, 1992 College Station, Texas L, 2-8
Apr. 06, 1993 Arlington, Texas W, 8-6
Apr. 20, 1993 Arlington, Texas L, 2-4
Feb. 07, 1995 College Station, Texas L, 3-7
Feb. 07, 1995 College Station, Texas L, 4-5
Feb. 20, 1996 Arlington, Texas L, 2-9
Feb. 20, 1996 Arlington, Texas W, 4-3
Feb. 11, 1997 College Station, Texas W, 5-4
Feb. 11, 1997 College Station, Texas L, 5-6
Feb. 15, 1998 Arlington, Texas L, 6-10
Feb. 20, 1999 College Station, Texas L, 0-8
Feb. 20, 1999 College Station, Texas L, 0-12
Feb. 21, 1999 College Station, Texas L, 1-7
May 01, 2001 Arlington, Texas W, 6-3
Mar. 05, 2002 College Station, Texas L, 5-15
Apr. 15, 2003 College Station, Texas L, 6-7
Apr. 20, 2004 Arlington, Texas W, 5-4
Mar. 08, 2005 College Station, Texas W, 6-4
Feb. 21, 2006 Arlington, Texas L, 3-14
Feb. 20, 2007 College Station, Texas L, 5-9
Mar. 18, 2008 College Station, Texas L, 0-12
May 13, 2008 Arlington, Texas W, 16-8
Mar. 24, 2009 College Station, Texas L, 8-11
May 18, 2010 College Station, Texas L, 7-11
Mar. 30, 2011 Arlington, Texas L, 4-7
May 17, 2011 College Station, Texas L, 0-1
Apr. 10, 2012 College Station, Texas W, 3-2

Texas A&M-Corpus Christi (18-9-0)
H: (12-4-0) A: (4-5-0) N: (2-0-0)
Mar. 12, 2004 Arlington, Texas W, 11-4
Mar. 13, 2004 Arlington, Texas L, 5-12
Mar. 13, 2004 Arlington, Texas W, 18-2
Feb. 04, 2005 Edinburg, Texas W, 5-4
Mar. 15, 2005 Corpus Christi, Texas W, 7-6
Mar. 15, 2005 Corpus Christi, Texas L, 7-15
Mar. 17, 2005 Corpus Christi, Texas L, 5-10
May 17, 2007 Corpus Christi, Texas L, 8-10
May 18, 2007 Corpus Christi, Texas L, 1-5
May 19, 2007 Corpus Christi, Texas L, 4-5
May 15, 2008 Arlington, Texas W, 6-5
May 16, 2008 Arlington, Texas W, 6-4
May 17, 2008 Arlington, Texas W, 5-5
May 01, 2009 Arlington, Texas W, 4-3
May 02, 2009 Arlington, Texas W, 10-4
May 03, 2009 Arlington, Texas W, 14-4
Apr. 30, 2010 Corpus Christi, Texas W, 13-7
May 01, 2010 Corpus Christi, Texas W, 9-1
May 02, 2010 Corpus Christi, Texas W, 19-4
May 06, 2011 Arlington, Texas L, 4-8
May 07, 2011 Arlington, Texas L, 2-4
May 08, 2011 Arlington, Texas L, 2-3
Mar. 3, 2012 Arlington, Texas W, 3-0
May 17, 2012 Arlington, Texas W, 8-2
May 18, 2012 Arlington, Texas W, 6-2
May 19, 2012 Arlington, Texas W, 8-7
May 24, 2012 San Marcos, Texas W, 10-5

Texas Southern (4-0-0)
H: (4-0-0) A: (0-0-0) N: (0-0-0)
Mar. 05, 1985 Arlington, Texas W, 15-1
Mar. 05, 1985 Arlington, Texas W, 5-1
Mar. 15, 1992 Arlington, Texas W, 7-0
Mar. 15, 1992 Arlington, Texas W, 7-0

Texas State (36-54-0)
H: (19-22-0) A: (14-25-0) N: (3-7-0)
May 02, 1988 San Marcos, Texas W, 6-0
Apr. 29, 1989 Arlington, Texas L, 6-8
Apr. 29, 1989 Arlington, Texas W, 8-4
Apr. 30, 1989 Arlington, Texas L, 0-9
Apr. 21, 1990 San Marcos, Texas W, 9-0
Apr. 21, 1990 San Marcos, Texas L, 3-11
Apr. 22, 1990 San Marcos, Texas W, 8-6
Mar. 23, 1991 Arlington, Texas W, 12-1
Mar. 23, 1991 Arlington, Texas W, 4-1
Mar. 24, 1991 Arlington, Texas L, 7-8
Apr. 11, 1992 Arlington, Texas W, 2-0



ALL-TIME SERIES AGAINST OPPONENTS

Apr. 11, 1992 Arlington, Texas W, 2-1
Apr. 12, 1992 Arlington, Texas W, 13-2
Apr. 09, 1993 San Marcos, Texas L, 4-5
Apr. 09, 1993 San Marcos, Texas W, 7-2
Apr. 10, 1993 San Marcos, Texas W, 22-7
Apr. 09, 1994 San Marcos, Texas W, 16-7
Apr. 09, 1994 San Marcos, Texas W, 7-5
Apr. 10, 1994 San Marcos, Texas W, 13-12
Apr. 08, 1995 Arlington, Texas W, 4-3
Apr. 08, 1995 Arlington, Texas L, 1-4
Apr. 09, 1995 Arlington, Texas W, 11-2
Apr. 06, 1996 Arlington, Texas L, 6-7
Apr. 07, 1996 Arlington, Texas W, 5-3
Apr. 07, 1996 Arlington, Texas L, 0-4
Apr. 20, 1996 San Marcos, Texas L, 4-5
Apr. 20, 1996 San Marcos, Texas L, 5-8
Apr. 21, 1996 San Marcos, Texas W, 13-4
Apr. 06, 1997 San Marcos, Texas L, 1-3
Apr. 06, 1997 San Marcos, Texas L, 0-1
Apr. 07, 1997 San Marcos, Texas L, 8-12
Apr. 19, 1997 Arlington, Texas L, 2-7
Apr. 19, 1997 Arlington, Texas L, 4-8
Apr. 20, 1997 Arlington, Texas W, 12-11
May 14, 1997 San Marcos, Texas W, 11-10
May 15, 1997 San Marcos, Texas L, 1-14
May 02, 1998 San Marcos, Texas L, 9-10
May 02, 1998 San Marcos, Texas L, 3-10
May 03, 1998 San Marcos, Texas L, 4-6
Mar. 06, 1999 Arlington, Texas L, 5-17
Mar. 06, 1999 Arlington, Texas L, 8-11
Mar. 07, 1999 Arlington, Texas W, 9-8
May 18, 1999 Monroe, La. L, 4-6
May 18, 1999 Monroe, La. L, 7-9
Apr. 21, 2000 San Marcos, Texas L, 1-2
Apr. 22, 2000 San Marcos, Texas L, 5-8
Apr. 22, 2000 San Marcos, Texas L, 7-9
Mar. 10, 2001 Arlington, Texas W, 5-0
Mar. 10, 2001 Arlington, Texas L, 5-7
May 16, 2001 Beaumont, Texas W, 7-6
Apr. 19, 2002 San Marcos, Texas L, 6-7
Apr. 20, 2002 San Marcos, Texas L, 4-6
Apr. 21, 2002 San Marcos, Texas L, 11-15
May 23, 2002 Beaumont, Texas L, 0-4
Apr. 18, 2003 Arlington, Texas W, 8-2
Apr. 19, 2003 Arlington, Texas L, 3-6
Apr. 20, 2003 Arlington, Texas L, 2-5
Apr. 23, 2004 San Marcos, Texas L, 5-6
Apr. 24, 2004 San Marcos, Texas L, 6-7
Apr. 25, 2004 San Marcos, Texas W, 5-2
May 26, 2004 Hammond, La. W, 9-7
Feb. 06, 2005 Edinburg, Texas W, 3-0
Apr. 08, 2005 Arlington, Texas W, 2-0
Apr. 09, 2005 Arlington, Texas W, 8-4
Apr. 10, 2005 Arlington, Texas L, 1-13
May 12, 2006 San Marcos, Texas W, 7-5
May 13, 2006 San Marcos, Texas L, 5-6
May 14, 2006 San Marcos, Texas L, 0-6
May 24, 2006 Beaumont, Texas L, 3-9
Mar. 23, 2007 Arlington, Texas L, 1-8
Mar. 24, 2007 Arlington, Texas L, 3-7
Mar. 25, 2007 Arlington, Texas L, 6-7
Mar. 20, 2008 San Marcos, Texas W, 6-5
Mar. 21, 2008 San Marcos, Texas L, 9-10
Mar. 22, 2008 San Marcos, Texas L, 4-13
May 21, 2008 Huntsville, Texas L, 2-22
Feb. 21, 2009 Arlington, Texas L, 6-8
May 14, 2009 Arlington, Texas L, 6-8
May 15, 2009 Arlington, Texas W, 14-6
May 20, 2010 San Marcos, Texas L, 0-10
May 21, 2010 San Marcos, Texas W, 6-0
May 22, 2010 San Marcos, Texas L, 6-8
May 28, 2010 Corpus Christi, Texas L, 4-5
May 29, 2010 Corpus Christi, Texas L, 10-15
May 19, 2011 Arlington, Texas W, 6-5
May 20, 2011 Arlington, Texas L, 2-4
May 21, 2011 Arlington, Texas W, 9-6
Mar. 9, 2012 Arlington, Texas L, 3-5
Mar. 11, 2012 Arlington, Texas W, 6-4
Mar. 11, 2012 Arlington, Texas L, 2-3

Texas Tech (4-15-0)

H: (4-5-0) A: (0-7-0) N: (0-3-0)

Feb. 20, 1982 Arlington, Texas W, 4-3
Feb. 20, 1982 Arlington, Texas W, 6-5
Feb. 21, 1982 Arlington, Texas W, 1-0

Feb. 21, 1982 Arlington, Texas W, 6-2
Mar. 09, 1990 Lafayette, La. L, 0-2
Mar. 11, 1990 Lafayette, La. L, 0-6
Apr. 13, 1994 Lubbock, Texas L, 5-12
Apr. 11, 1995 Arlington, Texas L, 1-4
Apr. 12, 1995 Arlington, Texas L, 4-6
Apr. 18, 1995 Lubbock, Texas L, 8-9
Apr. 19, 1995 Lubbock, Texas L, 9-10
Mar. 19, 1996 Lubbock, Texas L, 1-3
Mar. 20, 1996 Lubbock, Texas L, 4-10
Apr. 23, 1996 Arlington, Texas L, 4-11
Apr. 24, 1996 Arlington, Texas L, 3-8
Mar. 30, 1999 Lubbock, Texas L, 3-8
Mar. 01, 2005 Lubbock, Texas L, 0-8
Mar. 29, 2005 Arlington, Texas L, 4-5
Feb. 24, 2006 Midland, Texas L, 7-15

Texas Wesleyan (44-30-0)

H: (35-13-0) A: (9-17-0) N: (0-0-0)

Apr. 08, 1969 Fort Worth, Texas L, 6-7
Apr. 29, 1969 Arlington, Texas L, 4-5
Mar. 24, 1970 Arlington, Texas W, 5-2
Mar. 10, 1971 Arlington, Texas W, 5-3
Mar. 18, 1971 Arlington, Texas W, 6-5
Mar. 30, 1971 Arlington, Texas W, 10-5
Apr. 06, 1971 Arlington, Texas W, 8-2
Feb. 29, 1972 Arlington, Texas L, 0-2
Feb. 29, 1972 Arlington, Texas W, 5-0
Mar. 26, 1973 Arlington, Texas W, 3-2
Apr. 04, 1973 Fort Worth, Texas W, 3-2
Mar. 18, 1974 Fort Worth, Texas W, 6-3
Apr. 03, 1974 Arlington, Texas L, 9-15
Mar. 05, 1975 Arlington, Texas W, 6-3
Apr. 09, 1975 Fort Worth, Texas L, 6-9
Mar. 01, 1976 Arlington, Texas W, 7-2
Mar. 03, 1976 Fort Worth, Texas L, 3-5
Mar. 29, 1976 Arlington, Texas L, 5-13
Apr. 05, 1976 Fort Worth, Texas W, 7-1
Feb. 28, 1977 Arlington, Texas L, 2-3
Apr. 20, 1977 Arlington, Texas L, 12-13
Feb. 29, 1977 Fort Worth, Texas L, 3-13
Mar. 05, 1978 Fort Worth, Texas L, 4-5
Mar. 05, 1978 Fort Worth, Texas W, 4-2
Mar. 28, 1978 Arlington, Texas W, 6-5
Mar. 28, 1978 Arlington, Texas W, 5-3
Apr. 19, 1978 Fort Worth, Texas L, 1-8
Apr. 19, 1978 Fort Worth, Texas L, 4-2
Feb. 23, 1980 Fort Worth, Texas L, 0-5
Feb. 23, 1980 Fort Worth, Texas L, 5-6
Mar. 07, 1980 Arlington, Texas L, 2-5
Mar. 07, 1980 Arlington, Texas L, 1-7
Mar. 14, 1981 Arlington, Texas W, 3-2
Mar. 14, 1981 Arlington, Texas W, 1-0
Apr. 08, 1981 Fort Worth, Texas L, 2-4
Apr. 08, 1981 Fort Worth, Texas L, 6-7
Mar. 02, 1982 Fort Worth, Texas L, 3-4
Mar. 02, 1982 Fort Worth, Texas W, 7-3
Mar. 31, 1982 Arlington, Texas L, 2-10
Mar. 31, 1982 Arlington, Texas W, 5-2
Apr. 14, 1982 Fort Worth, Texas W, 10-7
Apr. 14, 1982 Fort Worth, Texas L, 1-3
Apr. 28, 1982 Arlington, Texas W, 6-5
Mar. 12, 1983 Fort Worth, Texas L, 0-9
Mar. 12, 1983 Fort Worth, Texas L, 5-13
Mar. 22, 1983 Arlington, Texas L, 3-7
Apr. 12, 1983 Arlington, Texas W, 15-9
Mar. 07, 1984 Arlington, Texas L, 8-9
Mar. 28, 1984 Fort Worth, Texas L, 7-10
Apr. 11, 1984 Arlington, Texas W, 9-8
Apr. 25, 1984 Fort Worth, Texas L, 10-18
Mar. 24, 1987 Arlington, Texas W, 6-0
Apr. 07, 1987 Fort Worth, Texas W, 9-7
Apr. 27, 1987 Arlington, Texas W, 9-5
Apr. 28, 1987 Fort Worth, Texas W, 9-1
Apr. 13, 1988 Arlington, Texas W, 8-3
Apr. 20, 1988 Fort Worth, Texas W, 14-1
Mar. 13, 1989 Arlington, Texas W, 1-0
Mar. 03, 1990 Arlington, Texas W, 17-0
Mar. 03, 1990 Arlington, Texas L, 0-2
Apr. 10, 1991 Arlington, Texas W, 12-9
Feb. 13, 1992 Arlington, Texas W, 10-1
Feb. 22, 1993 Arlington, Texas W, 5-4
Mar. 15, 1994 Arlington, Texas W, 7-5
Apr. 01, 1997 Arlington, Texas W, 1-0
Feb. 11, 1998 Arlington, Texas W, 20-8

Apr. 27, 1999 Arlington, Texas W, 14-4
Feb. 05, 2000 Arlington, Texas W, 4-2
Feb. 06, 2000 Arlington, Texas L, 0-8
Feb. 03, 2001 Arlington, Texas W, 4-3
Feb. 04, 2001 Arlington, Texas W, 8-1
May 05, 2002 Arlington, Texas W, 6-0
May 05, 2002 Arlington, Texas W, 9-3
May 06, 2003 Arlington, Texas W, 13-2

Trinity (3-10-0)

H: (2-8-0) A: (1-2-0) N: (0-0-0)

Apr. 19, 1969 Arlington, Texas L, 0-1
Apr. 19, 1969 Arlington, Texas L, 1-2
Apr. 17, 1970 San Antonio, Texas L, 4-5
Apr. 18, 1970 San Antonio, Texas L, 1-7
Apr. 18, 1970 San Antonio, Texas W, 1-0
May 07, 1971 Arlington, Texas W, 4-3
May 08, 1971 Arlington, Texas W, 5-4
May 08, 1971 Arlington, Texas L, 2-5
Apr. 07, 1972 Arlington, Texas L, 4-8
Apr. 08, 1972 Arlington, Texas L, 6-10
Apr. 08, 1972 Arlington, Texas L, 3-8
Feb. 23, 1973 Arlington, Texas L, 1-3
Feb. 23, 1973 Arlington, Texas L, 1-10

Tulane (0-3-0)

H: (0-0-0) A: (0-3-0) N: (0-0-0)

Mar. 16, 1987 New Orleans, La. L, 10-11
Feb. 15, 2004 New Orleans, La. L, 3-10
Feb. 15, 2004 New Orleans, La. L, 1-6

UNC-Asheville (0-1-0)

H: (0-1-0) A: (0-0-0) N: (0-0-0)

Mar. 08, 2006 Arlington, Texas L, 3-4

Union (Ky.) (1-0-0)

H: (1-0-0) A: (0-0-0) N: (0-0-0)

Mar. 07, 1991 Arlington, Texas W, 15-4

Union Univ. (Tenn.) (2-0-0)

H: (2-0-0) A: (0-0-0) N: (0-0-0)

Mar. 24, 1975 Arlington, Texas W, 8-4
Mar. 24, 1975 Arlington, Texas W, 4-3

UT Pan American (20-25-0)

H: (17-7-0) A: (3-18-0) N: (0-0-0)

Feb. 25, 1974 Edinburg, Texas L, 0-3
Feb. 25, 1974 Edinburg, Texas L, 1-4
Feb. 26, 1974 Edinburg, Texas L, 7-18
Feb. 22, 1975 Edinburg, Texas L, 2-4
Feb. 22, 1975 Edinburg, Texas L, 1-11
Feb. 23, 1975 Edinburg, Texas L, 1-2
Feb. 23, 1975 Edinburg, Texas L, 0-9
Apr. 12, 1976 Edinburg, Texas L, 2-5
Apr. 13, 1976 Edinburg, Texas L, 3-14
Apr. 13, 1976 Edinburg, Texas L, 0-3
Apr. 14, 1976 Edinburg, Texas L, 0-4
Mar. 22, 1978 Edinburg, Texas L, 2-4
Mar. 25, 1978 Edinburg, Texas L, 3-4
Feb. 22, 1979 Edinburg, Texas L, 3-11
Feb. 23, 1979 Edinburg, Texas L, 0-5
Feb. 24, 1979 Edinburg, Texas L, 1-6
Apr. 28, 1980 Arlington, Texas W, 3-2
Apr. 28, 1980 Arlington, Texas L, 1-7
Apr. 09, 1981 Arlington, Texas W, 7-3
Apr. 09, 1981 Arlington, Texas L, 0-6
Apr. 10, 1981 Arlington, Texas L, 2-5
Apr. 10, 1981 Arlington, Texas W, 5-1
Apr. 03, 1982 Arlington, Texas W, 4-0
Apr. 03, 1982 Arlington, Texas W, 8-7
Apr. 04, 1982 Arlington, Texas W, 7-2
Apr. 04, 1982 Arlington, Texas W, 10-2
Apr. 06, 1983 Arlington, Texas W, 9-8
Apr. 06, 1983 Arlington, Texas W, 4-3
Mar. 18, 1986 Edinburg, Texas W, 3-2
May 01, 1987 Arlington, Texas W, 1-0
May 01, 1987 Arlington, Texas W, 2-1
May 02, 1987 Arlington, Texas L, 3-6
May 02, 1987 Arlington, Texas W, 3-1
May 07, 1999 Arlington, Texas L, 1-15
May 08, 1999 Arlington, Texas L, 0-9
Mar. 16, 2004 Edinburg, Texas L, 5-7
Mar. 17, 2004 Edinburg, Texas W, 13-5
Feb. 05, 2005 Edinburg, Texas L, 4-5

Feb. 25, 2005 Arlington, Texas W, 13-0
Feb. 27, 2005 Arlington, Texas W, 5-4
Feb. 27, 2005 Arlington, Texas W, 12-2
Apr. 01, 2008 Arlington, Texas W, 4-1
Apr. 01, 2008 Arlington, Texas W, 11-1
Feb. 28, 2009 Edinburg, Texas W, 4-0

UTEP (1-0-0)

H: (1-0-0) A: (0-0-0) N: (0-0-0)

Mar. 13, 1983 Arlington, Texas W, 6-5

UTSA (41-29-0)

H: (23-13-0) A: (14-16-0) N: (4-0-0)

Mar. 13, 1993 Arlington, Texas W, 3-2
Mar. 13, 1993 Arlington, Texas W, 8-0
Mar. 14, 1993 Arlington, Texas W, 7-6
Mar. 12, 1994 San Antonio, Texas L, 1-3
Mar. 12, 1994 San Antonio, Texas L, 2-9
Mar. 13, 1994 San Antonio, Texas L, 2-3
Mar. 11, 1995 Arlington, Texas W, 8-3
Mar. 11, 1995 Arlington, Texas L, 1-3
Mar. 12, 1995 Arlington, Texas L, 2-14
Apr. 13, 1996 Arlington, Texas L, 1-5
Apr. 13, 1996 Arlington, Texas L, 1-6
Apr. 14, 1996 Arlington, Texas W, 9-1
Apr. 27, 1996 San Antonio, Texas L, 2-6
Apr. 27, 1996 San Antonio, Texas L, 7-16
Apr. 28, 1996 San Antonio, Texas W, 25-18
Apr. 12, 1997 San Antonio, Texas W, 11-4
Apr. 12, 1997 San Antonio, Texas L, 5-6
Apr. 13, 1997 San Antonio, Texas L, 2-0
Apr. 27, 1997 Arlington, Texas W, 2-0
Apr. 28, 1997 Arlington, Texas W, 3-2
Apr. 28, 1997 Arlington, Texas L, 2-4
Apr. 04, 1998 Arlington, Texas L, 3-4
Apr. 04, 1998 Arlington, Texas W, 10-7
Apr. 05, 1998 Arlington, Texas W, 5-4
Apr. 02, 1999 San Antonio, Texas L, 5-10
Apr. 02, 1999 San Antonio, Texas L, 5-13
Apr. 03, 1999 San Antonio, Texas W, 9-2
May 16, 1999 Monroe, La. W, 4-0
May 17, 1999 Monroe, La. W, 7-3
Mar. 25, 2000 Arlington, Texas W, 4-3
Mar. 25, 2000 Arlington, Texas L, 2-9
Mar. 26, 2000 Arlington, Texas W, 7-4
Mar. 24, 2001 San Antonio, Texas W, 2-0
Mar. 24, 2001 San Antonio, Texas W, 10-7
Mar. 25, 2001 San Antonio, Texas L, 4-14
May 17, 2001 Beaumont, Texas W, 6-2
May 17, 2002 Arlington, Texas W, 13-0
May 18, 2002 Arlington, Texas W, 4-3
May 18, 2002 Arlington, Texas W, 14-7
Apr. 11, 2003 San Antonio, Texas W, 17-4
Apr. 12, 2003 San Antonio, Texas W, 12-6
Apr. 13, 2003 San Antonio, Texas W, 12-3
May 20, 2004 Arlington, Texas W, 6-5
May 21, 2004 Arlington, Texas W, 9-2
May 22, 2004 Arlington, Texas W, 2-1
Apr. 15, 2005 San Antonio, Texas L, 4-12
Apr. 16, 2005 San Antonio, Texas W, 9-3
Apr. 17, 2005 San Antonio, Texas L, 10-16
Apr. 21, 2006 Arlington, Texas L, 2-5
Apr. 22, 2006 Arlington, Texas L, 0-7
Apr. 23, 2006 Arlington, Texas W, 5-3
May 26, 2006 Beaumont, Texas W, 2-1
Apr. 05, 2007 Arlington, Texas L, 3-6
Apr. 06, 2007 Arlington, Texas W, 9-3
Apr. 07, 2007 Arlington, Texas L, 0-12
Mar. 28, 2008 San Antonio, Texas L, 3-5
Mar. 29, 2008 San Antonio, Texas L, 2-8
Mar. 30, 2008 San Antonio, Texas W, 14-7
Mar. 14, 2009 Arlington, Texas W, 5-3
Mar. 15, 2009 Arlington, Texas L, 2-3
Mar. 15, 2009 Arlington, Texas W, 3-2
Mar. 19, 2010 San Antonio, Texas L, 2-8
Mar. 21, 2010 San Antonio, Texas W, 7-1
Mar. 21, 2010 San Antonio, Texas W, 8-0
Mar. 18, 2011 Arlington, Texas W, 2-1
Mar. 19, 2011 Arlington, Texas L, 1-4
Mar. 20, 2011 Arlington, Texas W, 2-1
Apr. 13, 2012 San Antonio, Texas W, 10-5
Apr. 14, 2012 San Antonio, Texas L, 5-8
Apr. 15, 2012 San Antonio, Texas W, 10-6



ALL-TIME SERIES AGAINST OPPONENTS

Washington (0-1-0)

H: (0-0-0) A: (0-0-0) N: (0-1-0)

Mar. 02, 2006 Honolulu, Hawai'i L, 5-6

Washington State (1-1-0)

H: (1-1-0) A: (0-0-0) N: (0-0-0)

Feb. 20, 2000 Arlington, Texas L, 3-7

Feb. 21, 2000 Arlington, Texas W, 5-4

Wayne State (Neb.) (2-0-0)

H: (2-0-0) A: (0-0-0) N: (0-0-0)

Mar. 12, 1981 Arlington, Texas W, 8-2

Mar. 12, 1981 Arlington, Texas W, 9-0

West Texas State (2-2-0)

H: (2-2-0) A: (0-0-0) N: (0-0-0)

Mar. 05, 1970 Arlington, Texas L, 0-2

Mar. 05, 1970 Arlington, Texas L, 1-3

Feb. 26, 1971 Arlington, Texas W, 8-7

Feb. 26, 1971 Arlington, Texas W, 7-6

Wichita State (2-7-0)

H: (1-0-0) A: (0-7-0) N: (1-0-0)

May 06, 1992 Wichita, Kan. L, 3-4

May 07, 1992 Wichita, Kan. L, 1-8

Apr. 19, 1994 Wichita, Kan. L, 6-7

Apr. 20, 1994 Wichita, Kan. L, 3-11

Apr. 12, 2000 Wichita, Kan. L, 3-8

Mar. 03, 2011 Dallas, Texas W, 6-3

Mar. 06, 2011 Arlington, Texas W, 9-3

Mar. 6, 2012 Wichita, Kan. L, 4-5

Mar. 7, 2012 Wichita, Kan. L, 1-5

William Jewell (Mo.) (2-0-0)

H: (2-0-0) A: (0-0-0) N: (0-0-0)

Mar. 17, 1982 Arlington, Texas W, 7-6

Mar. 17, 1982 Arlington, Texas W, 1-0

William Penn (Iowa) (10-0-0)

H: (10-0-0) A: (0-0-0) N: (0-0-0)

Mar. 09, 1978 Arlington, Texas W, 2-1

Mar. 09, 1978 Arlington, Texas W, 10-6

Mar. 10, 1978 Arlington, Texas W, 11-1

Mar. 10, 1978 Arlington, Texas W, 9-1

Mar. 12, 1980 Arlington, Texas W, 3-2

Mar. 12, 1980 Arlington, Texas W, 6-4

Mar. 10, 1982 Arlington, Texas W, 3-2

Mar. 10, 1982 Arlington, Texas W, 3-1

Mar. 08, 1984 Arlington, Texas W, 18-7

Mar. 08, 1984 Arlington, Texas W, 11-1

Wisconsin-Eau Claire (5-0-0)

H: (5-0-0) A: (0-0-0) N: (0-0-0)

Mar. 14, 1988 Arlington, Texas W, 12-0

Mar. 14, 1988 Arlington, Texas W, 13-1

Mar. 16, 1988 Arlington, Texas W, 12-3

Mar. 23, 1989 Arlington, Texas W, 5-4

Mar. 23, 1989 Arlington, Texas W, 9-0

Wisconsin Superior (1-0-0)

H: (1-0-0) A: (0-0-0) N: (0-0-0)

Mar. 07, 1987 Arlington, Texas W, 20-3

Yale (1-0-0)

H: (1-0-0) A: (0-0-0) N: (0-0-0)

Mar. 18, 1999 Arlington, Texas W, 6-1



ALL-TIME SERIES PER CONFERENCE

WESTERN ATHLETIC CONFERENCE

Table with columns: Team, Year 1, Year 2, Series. Includes Dallas Baptist, Louisiana Tech, New Mexico State, Texas State, UTSA, and Totals.

ATLANTIC COAST

Table with columns: Team, Year 1, Year 2, Series. Includes Clemson, North Carolina State, and Totals.

ATLANTIC SUN

Table with columns: Team, Year 1, Year 2, Series. Includes Stetson and Totals.

BIG TEN

Table with columns: Team, Year 1, Year 2, Series. Includes Illinois, Indiana, Iowa, Michigan State, Minnesota, Nebraska, Northwestern, and Totals.

BIG 12

Table with columns: Team, Year 1, Year 2, Series. Includes Baylor, Iowa State, Kansas, Kansas State, Oklahoma, Oklahoma State, TCU, Texas, Texas Tech, and Totals.

BIG EAST

Table with columns: Team, Year 1, Year 2, Series. Includes St. John's, South Florida, and Totals.

BIG SOUTH

Table with columns: Team, Year 1, Year 2, Series. Includes UNC-Asheville and Totals.

CONFERENCE USA

Table with columns: Team, Year 1, Year 2, Series. Includes Houston, Rice, SMU, Tulane, UTEP, and Totals.

GREAT WEST

Table with columns: Team, Year 1, Year 2, Series. Includes Houston Baptist and Totals.

IVY LEAGUE

Table with columns: Team, Year 1, Year 2, Series. Includes Cornell, Yale, and Totals.

METRO ATLANTIC

Table with columns: Team, Year 1, Year 2, Series. Includes Siena and Totals.

MID AMERICAN

Table with columns: Team, 1st Year, Last Year, Series. Includes Central Michigan, Kent State, and Totals.

MISSOURI VALLEY

Table with columns: Team, Year 1, Year 2, Series. Includes Bradley, Creighton, Evansville, Illinois State, Missouri State, Wichita State, and Totals.

MOUNTAIN WEST

Table with columns: Team, Year 1, Year 2, Series. Includes Air Force, BYU, Hawai'i, New Mexico, Nevada, and Totals.

PAC 12

Table with columns: Team, Year 1, Year 2, Series. Includes Arizona State, Oregon State, Washington, Washington State, and Totals.

SOUTHEASTERN

Table with columns: Team, Year 1, Year 2, Series. Includes Alabama, Arkansas, LSU, Mississippi, Texas A&M, and Totals.

SOUTHLAND

Table with columns: Team, Year 1, Year 2, Series. Includes Central Arkansas, Lamar, McNeese State, Nicholls, Northwestern State, Sam Houston State, Southeastern Louisiana, Stephen F. Austin, Texas A&M-Corpus Christi, and Totals.

SOUTHWESTERN ATHLETIC

Table with columns: Team, Year 1, Year 2, Series. Includes Grambling, Prairie View A&M, Texas Southern, and Totals.

SUN BELT

Table with columns: Team, Year 1, Year 2, Series. Includes Arkansas-Little Rock, Arkansas State, Louisiana-Lafayette, Louisiana-Monroe, North Texas, and Totals.

THE SUMMIT

Table with columns: Team, Year 1, Year 2, Series. Includes Centenary, Oral Roberts, and Totals.

WEST COAST

Table with columns: Team, Year 1, Year 2, Series. Includes Gonzaga and Totals.

INDEPENDENTS

Table with columns: Team, Year 1, Year 2, Series. Includes North Dakota State, South Dakota State, UT-Pan American, and Totals.

OTHERS

Large table listing various independent schools and their series records. Includes Abilene Christian, Austin College, Bishop College, Briar Cliff (Iowa), Cameron, Carthage (Wis.), Central Iowa, College of the Southwest, Dallas, East Central University (Okla.), East Texas Baptist, Emporia State, Fort Hays State, Hardin Simmons, Hawai'i-Hilo, Howard Payne, Incarnate Ward, Iowa Wesleyan, J.F. Kennedy (Neb.), Lake Forest (Ill.), Lambuth (Tenn.), Mary Hardin Baylor, Maryville State (N.D.), Midwestern State, Minnesota State Mankato, Missouri Western, Morningside (Iowa), Mount Mercy (Iowa), New Orleans, Northwood, Oklahoma Baptist, Oklahoma Christian, Oklahoma City, Plano, Quincy (Ill.), Rockford (Ill.), St. Edward's, St. Francis (Ill.), Schreiner, Southeastern Oklahoma, Southwestern Oklahoma, Southwestern Univ. (TX), Sul Ross State, Tarleton State, Texas Wesleyan, Trinity, Union (Ky.), Union Univ. (Tenn.), Wayne State (Neb.), West Texas State, William Jewell (Mo.), William Penn (Iowa), Wisconsin-Eau Claire, Wisconsin-Superior, and Totals.

Total 1,173-1,134-1

bold indicates 2013 opponent



UT ARLINGTON YEAR-BY-YEAR HITTING LEADERS

BATTING AVERAGE

Table with 2 columns: Year, Player Name, Batting Average. Lists players from 1969 to 2012.

AT-BATS

Table with 2 columns: Year, Player Name, At-Bats. Lists players from 1969 to 2012.

HITS

Table with 2 columns: Year, Player Name, Hits. Lists players from 1969 to 2012.

RUNS SCORED

Table with 2 columns: Year, Player Name, Runs Scored. Lists players from 1969 to 2012.

DOUBLES

Table with 2 columns: Year, Player Name, Doubles. Lists players from 1969 to 2012.

TRIPLES

Table with 2 columns: Year, Player Name, Triples. Lists players from 1969 to 2012.

HOME RUNS

Table with 2 columns: Year, Player Name, Home Runs. Lists players from 1969 to 2012.

RBI

Table with 2 columns: Year, Player Name, RBI. Lists players from 1969 to 2012.



UT ARLINGTON YEAR-BY-YEAR HITTING LEADERS CONT.

WALKS	
1969 Sandy McGee	19
1970 Steve Mitchell	19
1971 Jimmy Kelley	28
1972 Jimmy Kelley	35
1973 Jimmy Kelley	22
1974 Dennis Padgett	29
1975 Ron Barnett	39
1976 Barry Hilton	36
1977 Dave Owen	39
1978 Dave Owen	61
1979 Dave Owen	55
1980 Randy Thorpe	60
1981 Randy Thorpe	35
1982 Roger Piacenti	46
1983 Roger Piacenti	35
1984 Todd Cox	46
1985 Trey Hillman	43
1986 James Rains	40
1987 Pat Varnell	37
1988 Pat Cleveland	57
1989 Pat Varni	48
1990 Lawrence Hanlon	39
1991 Brad Dodge	33
1992 Brad Dodge	28
1993 Jason Smith	34
1994 Brian Reagan	29
1995 Brian Reagan, Wess Winn	36
1996 Danny Murray	34
1997 Travis Erard	28
1998 Matt Mize	29
1999 Joe Kennedy	35
2000 Daniel Ortmeier	28
2001 K.J. Hendricks	36
2002 K.J. Hendricks	40
2003 Ryan Roberts	42
2004 Ryan Nelson	30
2005 Ryan Nelson	26
2006 Daniel Rieder	33
2007 Daniel Rieder	32
2008 Jay Pitschka	26
2009 Michael Choice	29
2010 Michael Choice	* 76
2011 Preston Beck	31
2012 Preston Bck	40

STOLEN BASES	
1969 Brent Skillman	3
1970 Joe Massa	10
1971 Terry Twomey	16
1972 Billy Womack	22
1973 Billy Womack	23
1974 Billy Womack	21
1975 Ron Barnett	26
1976 Ron Barnett	28
1977 Brent Kinman	12
1978 Rusty Jones, Dave Owen	40
1979 Dave Owen	32
1980 Randy Thorpe	* 53
1981 Randy Thorpe	50
1982 Roger Piacenti	36
1983 Chuck Burnes	8
1984 Chuck Burnes	16
1985 Greg Faught	23
1986 James Rains	15
1987 James Rains	22
1988 Paul Hoelscher	19
1989 Pat Varni	21
1990 Lawrence Hanlon	17
1991 Lawrence Hanlon	19
1992 Tim Krejci	22
1993 Doug Durrwachter	24
1994 Brian Reagan	18
1995 Marc Manwarren	16
1996 B.G. Wilson, Jason Borghese	6
1997 Travis Erard	13
1998 Matt Mize	10
1999 Matt Mize	27
2000 Daniel Ortmeier	19
2001 K.J. Hendricks	36
2002 K.J. Hendricks	33
2003 Robby Deever	19
2004 Hunter Pence	10
2005 Nathan Warrick	21
2006 Brock Wilson	11
2007 David Newby, Leo Radkowski	5
2008 Michael Choice, Matt Otteman	8
2009 Andrew Kainer	14
2010 Michael Choice	12
2011 Philip Incaviglia	13
2012 Ryan Walker	14

UT ARLINGTON YEAR-BY-YEAR PITCHING LEADERS

APPEARANCES	
1969 Henry Fulkerson	13
1970 Jimmy Stewart	12
1971 Robert Hill	12
1972 Robert Hill	19
1973 Jimmy Stewart	19
1974 Doug Osterloh	15
1975 John Neinast	13
1976 Bruce Marshall	19
1977 Bruce Marshall, Trey Holt	16
1978 Ernie Valamides, Trey Holt	12
1979 Ernie Valamides	14
1980 Curtis Kouba	15
1981 Fred Wilburn, Curtis Kouba	13
1982 Duane Mitchell	15
1983 Fred Wilburn	19
1984 Mark Farrar	16
1985 David Rodriguez	22
1986 David Rodriguez	18
1987 Steve Foster	18
1988 Steve Foster	23
1989 Ray Schuster	19
1990 Gary Paul	27
1991 Jason Watkins	21
1992 Jason Watkins	28
1993 John Henrickson	19
1994 David Upchurch	24
1995 Jay Dixon	29
1996 Chad Duffer	21
1997 Shawn Floyd	28
1998 Cade Sanchez	25
1999 David Sobczak	* 37
2000 Jared Ferrans, Aaron Pullin	23
2001 Jarrett Garza	28
2002 Mike Snapp	35
2003 Mike Snapp	33
2004 Mike Snapp	36
2005 Dillon Gee	23
2006 Chris Taylor	26
2007 Nathan Long, Brandon Endsley	17
2008 Ryan Martin	19
2009 Adam Boydston	29
2010 Garrett Laird	24
2011 Michael Morales	27
2012 Adam Boydston	28

WINS	
1969 Henry Fulkerson	3
1970 Jimmy Stewart	3
1971 Lonnie Salyers	7
1972 Tony Wilson	5
1973 Jimmy Stewart	7
1974 Doug Osterloh	7
1975 Cliff Knowles	5
1976 Bruce Marshall	* 12
1977 David Hicks	4
1978 5 pitchers with	4
1979 Curtis Kouba	7
1980 Steve Dearman	* 12
1981 Fred Wilburn, Duane Mitchell	8
1982 Duane Mitchell	8
1983 Fred Wilburn	9
1984 Mark Farrar	9
1985 Michael Holly	8
1986 Doug Myers	10
1987 Steve Foster, Doug Myers	8
1988 Steve Foster	11
1989 Ed LeBoeuf	9
1990 Lee Jones	8
1991 Jeff Burrow	10
1992 Chris Gay	10
1993 John Henrickson	9
1994 John Henrickson	6
1995 Scott Sexton	6
1996 Randy Glaze, Roy Miller	4
1997 Roger Lancaster	7
1998 Whoa Dill	5
1999 Ben Grundhauser	5
2000 Whoa Dill	6
2001 Mike Snapp, Jarrett Garza	8
2002 Aaron Pullin	8
2003 Aaron Pullin	8
2004 Michael Gardner	11
2005 Grant Varnell	8
2006 Dillon Gee	6
2007 Dillon Gee	4
2008 Ryan Robinson	6
2009 Nathan Long, Ryan Robinson	6
2010 Rett Varner	8
2011 Lance Day	4
2012 Lance Day	12


ERA	
1969 Tony Wilson	1.80
1970 Jimmy Stewart	2.97
1971 Lonnie Salyers	1.76
1972 Tony Wilson	2.41
1973 Lonnie Salyers	1.56
1974 John Neinas	2.59
1975 Cliff Knowles	1.99
1976 Bruce Marshall	3.32
1977 David Hicks	3.10
1978 Ernie Valamides	2.42
1979 Curtis Kouba	4.52
1980 Fred Wilburn	2.10
1981 Fred Wilburn	2.09
1982 Stan Brewer	3.69
1983 Fred Wilburn	4.62
1984 Mark Farrar	3.01
1985 Michael Holly	2.82
1986 Doug Myers	2.92
1987 Doug Myers	4.09
1988 Steve Foster	2.49
1989 Ray Schuster	3.03
1990 Chris Gay	3.19
1991 Don Meredith	2.96
1992 Lee Jones	2.67
1993 John Henrickson	2.88
1994 Cody Farr	3.50
1995 Chad Duffer	1.91
1996 Randy Glaze	4.19
1997 Roger Lancaster	3.75
1998 Whoa Dill	4.97
1999 David Sobczak	3.62
2000 Pierce Loveless	3.19
2001 Jarrett Garza	3.02
2002 Aaron Pullin	2.48
2003 Pierce Loveless	3.74
2004 Mike Snapp	* 1.42
2005 Jake Baxter	2.60
2006 Ryan Riddle	4.75
2007 Dillon Gee	4.67
2008 Drew Clementz	3.16
2009 Nathan Long	3.76
2010 Rett Varner	3.56
2011 Lance Day	3.62
2012 Lance Day	3.18

SAVES	
1969 Jim Abt	1
1970 Jim Abt	2
1971 Jimmy Stewart	2
1972 5 pitchers with	1
1973 Jimmy Stewart, Lonnie Salyers	2
1974 John Neinas, Dennis Vazzi	1
1975 4 pitchers with	1
1976 Chris Powell	2
1977 Trey Holt	2
1978 Mark Wade	2
1979 Steve Dearman	4
1980 Craig Happel	2
1981 3 pitchers with	1
1982 5 pitchers with	1
1983 Steve Sullivan	2
1984 Steve Sullivan	2
1985 David Rodriguez	5
1986 David Rodriguez	3
1987 Todd Carruthers	2
1988 Steve Foster, Mark Shoop	1
1989 Howard Prager	3
1990 Gary Paul	5
1991 Jason Watkins	4
1992 Jason Watkins	* 14
1993 John Henrickson	2
1994 David Upchurch	4
1995 Jay Dixon	4
1996 Matt Splawn	2
1997 David Sobczak	5
1998 David Sobczak, Cade Sanchez	3
1999 David Sobczak	8
2000 Jared Ferrans	5
2001 Jarrett Garza	5
2002 Mike Snapp	5
2003 Mike Snapp	6
2004 Mike Snapp	12
2005 Blake Pierson	4
2006 Chris Taylor	6
2007 P.J. Burns, Ryan Martin	1
2008 Marcus Limon	5
2009 Adam Boydston	9
2010 Logan Bawcom	5
2011 Adam Boydston	7
2012 Adam Boydston	8



UT ARLINGTON YEAR-BY-YEAR PITCHING LEADERS CONT.

STRIKEOUTS		INNINGS PITCHED		COMPLETE GAMES	
1969 Henry Fulkerson	53	1969 Henry Fulkerson	72.0	1969 Tony Wilson	4
1970 Lonnie Salyers	43	1970 Jimmy Stewart	75.0	1970 Jimmy Stewart	5
1971 Lonnie Salyers	65	1971 Lonnie Salyers	66.1	1971 Lonnie Salyers	5
1972 Lonnie Salyers	92	1972 Lonnie Salyers	81.0	1972 Jimmy Stewart, Lonnie Salyers	5
1973 Lonnie Salyers	79	1973 Lonnie Salyers	75.0	1973 Lonnie Salyers	5
1974 Doug Osterloh	68	1974 Doug Osterloh	91.0	1974 John Neinast	10
1975 John Neinast	30	1975 Dave Whisonhant	64.0	1975 John Neinast	7
1976 Bruce Marshall	103	1976 Bruce Marshall	*130.1	1976 Bruce Marshall	*13
1977 David Hicks	53	1977 David Hicks	89.1	1977 Bruce Marshall	7
1978 Ernie Valamides	39	1978 Ernie Valamides	72.0	1978 Ernie Valamides	7
1979 Curtis Kouba	34	1979 Curtis Kouba	65.2	1979 Curtis Kouba	8
1980 Fred Wilburn	60	1980 Steve Dearman	103.1	1980 Steve Dearman	*13
1981 Fred Wilburn	59	1981 Fred Wilburn	86.0	1981 Fred Wilburn	9
1982 Stan Brewer, Mark Farrar	33	1982 Duane Mitchell	86.0	1982 Duane Mitchell	9
1983 Fred Wilburn	70	1983 Fred Wilburn	101.1	1983 Fred Wilburn	9
1984 Robert McCallum	51	1984 Mark Farrar	86.2	1984 Mark Farrar	11
1985 Kraig Luckenbill	64	1985 Michael Holly	83.0	1985 Michael Holly	7
1986 Doug Myres	82	1986 Doug Myres	95.2	1986 Doug Myres	10
1987 Doug Myres	103	1987 Doug Myres	106.2	1987 Doug Myres	10
1988 Steve Foster	96	1988 Steve Foster	123.0	1988 Steve Foster	12
1989 Ray Schuster	66	1989 Jeff Burrow, Raymond Schuster	89.0	1989 Jeff Burrow, Raymond Schuster	6
1990 Lee Jones	75	1990 Jeff Burrow	92.3	1990 Jeff Burrow	6
1991 Jeff Burrow	45	1991 Jeff Burrow	85.2	1991 Jeff Burrow	9
1992 Bruce Pool	73	1992 Chris Gay	90.2	1992 Don Meredith	5
1993 John Henrickson	84	1993 John Henrickson	106.1	1993 John Henrickson, Scott Sexton	11
1994 John Henrickson	88	1994 John Henrickson	93.0	1994 John Henrickson	4
1995 Roy Miller	51	1995 Scott Sexton	76.0	1995 Roy Miller, Randy Glaze	3
1996 Roger Lancaster	66	1996 Randy Glaze, Roy Miller	81.2	1996 Roy Miller	6
1997 Roger Lancaster	92	1997 Roger Lancaster	100.2	1997 Roger Lancaster	6
1998 David Sobczak	52	1998 Shawn Floyd	62.2	1998 N/A	0
1999 Ben Grundhauser	68	1999 Ben Grundhauser	97.2	1999 Chad Ashlock, Ben Grundhauser	2
2000 Aaron Pullin	51	2000 Whoa Dill	84.0	2000 Whoa Dill	5
2001 Pierce Loveless	71	2001 Pierce Loveless	103.2	2001 Pierce Loveless	6
2002 Pierce Loveless	66	2002 Pierce Loveless	89.1	2002 3 pitchers with	1
2003 Aaron Pullin	56	2003 Aaron Pullin	106.1	2003 Aaron Pullin, Ricky Stover	2
2004 Michael Gardner	77	2004 Michael Gardner	105.0	2004 3 pitchers with	1
2005 Jake Baxter	94	2005 Jake Baxter	117.2	2005 Jake Baxter	6
2006 Chris Taylor	82	2006 Dillon Gee	106.0	2006 Dillon Gee	3
2007 Dillon Gee	96	2007 Dillon Gee	111.2	2007 Dillon Gee	4
2008 Nathan Long, Andy Sauter	56	2008 Andy Sauter	85.2	2008 Nathan Long, Andy Sauter	2
2009 Nathan Long	104	2009 Nathan Long	93.1	2009 Nathan Long	2
2010 Jason Mitchell	*113	2010 Jason Mitchell	112.0	2010 Jason Mitchell	5
2011 Lance Day	64	2011 Lance Day	97.0	2011 Lance Day	1
2012 Lance Day	69	2012 Lance Day	121.2	2012 N/A	0



JIMMY STEWART (1970-1973)
Led the Mavericks in six pitching statistical categories, including wins, ERA, saves, innings pitched and complete games.



UTA SINGLE-SEASON BATTING RECORDS

BATTING AVERAGE (min. 100 at-bats)

Table with 2 columns: Name (Year) and Total. Lists top 10 batting averages.

HOME RUNS

Table with 2 columns: Name (Year) and Total. Lists top 10 home run hitters.

STOLEN BASES

Table with 2 columns: Name (Year) and Total. Lists top 10 stolen base leaders.

GAMES PLAYED

Table with 2 columns: Name (Year) and Total. Lists top 10 games played.

WALKS

Table with 2 columns: Name (Year) and Total. Lists top 10 walk leaders.

RBI

Table with 2 columns: Name (Year) and Total. Lists top 10 RBI leaders.

AT-BATS

Table with 2 columns: Name (Year) and Total. Lists top 10 at-bat leaders.

RUNS SCORED

Table with 2 columns: Name (Year) and Total. Lists top 10 runs scored.

STRIKEOUTS

Table with 2 columns: Name (Year) and Total. Lists top 10 strikeout leaders.

BASE HITS

Table with 2 columns: Name (Year) and Total. Lists top 10 base hit leaders.

DOUBLES

Table with 2 columns: Name (Year) and Total. Lists top 10 double leaders.

TRIPLES

Table with 2 columns: Name (Year) and Total. Lists top 10 triple leaders.

TOTAL BASES

Table with 2 columns: Name (Year) and Total. Lists top 10 total bases.

SLUGGING PERCENTAGE

Table with 2 columns: Name (Year) and Total. Lists top 10 slugging percentage.

ON-BASE PERCENTAGE

Table with 2 columns: Name (Year) and Total. Lists top 10 on-base percentage.

HIT BY PITCH

Table with 2 columns: Name (Year) and Total. Lists top 10 hit by pitch.



UT ARLINGTON CAREER BATTING RECORDS

BATTING AVERAGE (min. 100 at-bats)

Table with 2 columns: Name (Years) and Total. Lists players like Ryan Roberts, Michael Choice, Andrew Kainer, etc.

HOME RUNS

Table with 2 columns: Name (Years) and Total. Lists players like Michael Choice, Matt Mize, Craig Martin, etc.

STOLEN BASES

Table with 2 columns: Name (Years) and Total. Lists players like Randy Thorpe, Dave Owen, James Rains, etc.

GAMES PLAYED

Table with 2 columns: Name (Years) and Total. Lists players like Darrell Preston, Danny Smith, Craig Martin, etc.

RBI

Table with 2 columns: Name (Years) and Total. Lists players like Darrell Preston, Michael Choice, Richard Wilkinson, etc.

AT-BATS

Table with 2 columns: Name (Years) and Total. Lists players like Darrell Preston, Craig Martin, Jeff Stephens, etc.

RUNS SCORED

Table with 2 columns: Name (Years) and Total. Lists players like Randy Thorpe, James Rains, Michael Choice, etc.

SLUGGING PERCENTAGE

Table with 2 columns: Name (Years) and Total. Lists players like Matt Mize, Ryan Roberts, Michael Choice, etc.

DOUBLES

Table with 2 columns: Name (Years) and Total. Lists players like Craig Martin, Darrell Preston, Howard Prager, etc.

BASE HITS

Table with 2 columns: Name (Years) and Total. Lists players like Darrell Preston, Craig Martin, Michael Choice, etc.

TOTAL BASES

Table with 2 columns: Name (Years) and Total. Lists players like Craig Martin, Michael Choice, Darrell Preston, etc.

HIT BY PITCH

Table with 2 columns: Name (Years) and Total. Lists players like Chad Comer, Danny Slinkman, Jay Pitschka, etc.

WALKS

Table with 2 columns: Name (Years) and Total. Lists players like Randy Thorpe, Dave Owen, Howard Prager, etc.

TRIPLES

Table with 2 columns: Name (Years) and Total. Lists players like Randy Thorpe, Clay Gould, Rusty Jones, etc.



UT ARLINGTON SINGLE-SEASON PITCHING RECORDS

APPEARANCES

Table with 3 columns: Rank, Name (Year), Total. Lists top 10 pitchers by appearances.

WALKS

Table with 3 columns: Rank, Name (Year), Total. Lists top 10 pitchers by walks.

SAVES

Table with 3 columns: Rank, Name (Year), Total. Lists top 9 pitchers by saves.

LOSSES

Table with 3 columns: Rank, Name (Year), Total. Lists top 10 pitchers by losses.

WINS

Table with 3 columns: Rank, Name (Year), Total. Lists top 10 pitchers by wins.

HITS ALLOWED

Table with 3 columns: Rank, Name (Year), Total. Lists top 10 pitchers by hits allowed.

ERA (min. 50.0 IP)

Table with 3 columns: Rank, Name (Year), Total. Lists top 10 pitchers by ERA.

INNINGS PITCHED

Table with 3 columns: Rank, Name (Year), Total. Lists top 10 pitchers by innings pitched.

RUNS ALLOWED

Table with 3 columns: Rank, Name (Year), Total. Lists top 10 pitchers by runs allowed.

COMPLETE GAMES

Table with 3 columns: Rank, Name (Year), Total. Lists top 9 pitchers by complete games.

STRIKEOUTS

Table with 3 columns: Rank, Name (Year), Total. Lists top 9 pitchers by strikeouts.

EARNED RUNS ALLOWED

Table with 3 columns: Rank, Name (Year), Total. Lists top 10 pitchers by earned runs allowed.

GAMES STARTED

Table with 3 columns: Rank, Name (Year), Total. Lists top 10 pitchers by games started.



UT ARLINGTON CAREER PITCHING RECORDS

APPEARANCES

Name (Years)	Total
1. Mike Snapp (2001-04)	131
2. Adam Boydston (2009-2012)	92
3. David Sobczak (1996-99)	86
4. Aaron Pullin (2000-03)	80
5. Pierce Loveless (1999-2003)	77
6. Chris Gay (1989-92)	62
Jeff Burrow (1988-91)	62
8. Nathan Long (2006-09)	60
9. Erik Seiberlich (1997-99)	59
10. Dillon Gee (2005-07)	58
Jimmy Stewart (1970-73)	58

WALKS

Name (Years)	Total
1. Lonnie Salyers (1970-73)	182
2. Fred Wilburn (1980-83)	170
3. Bruce Marshall (1976-77)	151
4. Mike Krieg (1982-85)	148
5. Jeff Burrow (1988-91)	127
Steve Dearman (1978-80)	127
7. Jimmy Stewart (1970-73)	120
8. Aaron Pullin (2000-03)	117
9. Chris Gay (1989-92)	99
10. Mike Wyant (1973-74)	98

ERA (min. 50.0 IP)

Name (Years)	Total
1. Michael Oberto (2011-12)	2.68
1. Lonnie Salyers (1970-73)	2.92
2. Dennis Vazzi (1974-76)	2.95
3. Jimmy Stewart (1970-73)	3.12
4. John Neinast (1973-76)	3.19
5. Lee Jones (1990-92)	3.22
6. Steve Dearman (1979-82)	3.28
7. John Henrickson (1993-94)	3.34
8. Mike Snapp (2001-04)	3.36
9. Fred Wilburn (1980-83)	3.37
10. Cliff Knowles (1974-76)	3.39

WINS

Name (Years)	Total
1. Jeff Burrow (1988-91)	27
Fred Wilburn (1980-83)	27
3. Duane Mitchell (1980-83)	25
4. Aaron Pullin (2000-03)	24
5. Mark Farrar (1981-84)	20
Curtis Kouba (1978-81)	20
7. Chris Gay (1989-92)	19
Steve Foster (1987-88)	19
9. Doug Myres (1986-87)	18
Steve Dearman (1979-82)	18
Jimmy Stewart (1970-73)	18

LOSSES

Name (Years)	Total
1. Dillon Gee (2005-07)	25
2. Mike Snapp (2001-04)	20
3. Lonnie Salyers (1970-73)	17
4. Nathan Long (2006-09)	16
Jeff Burrow (1988-91)	16
John Neinast (1973-76)	16
7. Duane Mitchell (1980-83)	15
Bruce Marshall (1976-77)	15
Jimmy Stewart (1970-73)	15
10. Ben Grundhauser (1999-2000)	14

SAVES

Name (Years)	Total
1. Adam Boydston (2008-12)	24
2. Mike Snapp (2001-04)	23
3. Jason Watkins (1991-92)	184
4. David Sobczak (1996-98)	16
5. David Rodriguez (1985-86)	8
6. Chris Taylor (2006)	6
7. 6 players tied with	5

HITS ALLOWED

Name (Years)	Total
1. Dillon Gee (2005-07)	367
2. Pierce Loveless (2000-03)	337
3. Nathan Long (2006-09)	334
4. Aaron Pullin (2000-03)	308
5. Jeff Burrow (1988-91)	300
6. Duane Mitchell (1980-83)	262
7. Chris Gay (1989-92)	261
8. Fred Wilburn (1980-83)	234
9. Mike Snapp (2001-04)	231
10. Curtis Kouba (1978-81)	227

RUNS ALLOWED

Name (Years)	Total
1. Dillon Gee (2005-07)	195
2. Jeff Burrow (1988-91)	170
3. Nathan Long (2006-09)	168
4. Aaron Pullin (2000-03)	164
5. Pierce Loveless (2000-03)	154
6. Fred Wilburn (1980-83)	145
7. Mike Krieg (1982-85)	144
8. Scott Sexton (1992-95)	138
Chris Gay (1989-92)	138
10. David Sobczak (1996-99)	136
Jimmy Stewart (1970-73)	136

EARNED RUNS ALLOWED

Name (Years)	Total
1. Dillon Gee (2005-07)	171
2. Nathan Long (2006-09)	145
3. Jeff Burrow (1988-91)	142
4. Aaron Pullin (2000-03)	133
5. Mike Krieg (1982-85)	119
6. Pierce Loveless (2000-03)	118
7. Andy Sauter (2007-09)	113
8. Scott Sexton (1992-95)	112
9. Chris Gay (1989-92)	111
10. Othel Young (1984-87)	109

INNINGS PITCHED

Name (Years)	Total
1. Jeff Burrow (1988-91)	333.0
2. Dillon Gee (2005-07)	298.1
3. Aaron Pullin (2000-03)	294.2
4. Pierce Loveless (2000-03)	291.0
5. Jimmy Stewart (1970-73)	288.0
6. Duane Mitchell (1980-83)	279.2
7. Nathan Long (2006-09)	271.0
8. Lonnie Salyers (1970-73)	268.1
9. Mike Snapp (2001-04)	248.0
10. Chris Gay (1989-92)	247.1

COMPLETE GAMES

Name (Years)	Total
1. Jeff Burrow (1988-91)	25
Fred Wilburn (1980-83)	25
3. Duane Mitchell (1980-83)	22
4. Doug Myres (1986-87)	20
Bruce Marshall (1976-77)	20
6. Scott Sexton (1992-95)	18
Steve Foster (1987-88)	18
John Neinast (1973-76)	18
Lonnie Salyers (1970-73)	18
10. Mark Farrar (1981-84)	17

GAMES STARTED

Name (Years)	Total
1. Jeff Burrow (1988-91)	51
2. Fred Wilburn (1980-83)	44
3. Dillon Gee (2005-07)	42
4. Duane Mitchell (1980-83)	41
5. Jimmy Stewart (1970-73)	40
6. Aaron Pullin (2000-03)	39
7. Lonnie Salyers (1970-73)	38
8. Nathan Long (2006-09)	37
Scott Sexton (1992-95)	37
Pierce Loveless (2000-03)	37

STRIKEOUTS

Name (Years)	Total
1. Lonnie Salyers (1970-73)	279
2. Nathan Long (2006-09)	229
3. Jimmy Stewart (1970-73)	225
4. Fred Wilburn (1980-83)	209
5. Pierce Loveless (1999-2003)	202
6. Dillon Gee (2005-07)	198
7. Jeff Burrow (1988-91)	191
8. Doug Myres (1986-87)	185
9. Aaron Pullin (2000-03)	177
10. John Henrickson (1993-94)	172



UTA SINGLE GAME RECORDS

HITTING - - - At-Bats

At-Bats 8
B.G. Wilson vs. UTSA (04/28/96)
Brian Reagan vs. Baylor (04/04/95)

HITTING - - - Base Hits

Base Hits 6
Karl Heckendorn vs. Northwestern State (1993)

HITTING - - - Runs Scored

Runs Scored 5
Daniel Ortmeier vs. Southeastern Louisiana (03/29/02)
Michael Kopecky vs. New Mexico (02/28/98)
Trey Hillman vs. South Dakota State (03/25/85)

HITTING - - - Doubles

Doubles 3
Ben Burum vs. McNeese State (04/15/06)
Chris Taylor vs. New Mexico State (03/07/03)
Jason Severson vs. Oklahoma (04/02/02)
Ryan Roberts vs. Oklahoma (04/02/02)
Jason Severson vs. Sam Houston State (03/17/02)
Craig Martin vs. McNeese State (03/16/01)
Billy Martin vs. New Mexico (03/01/98)
B.G. Wilson vs. UTSA (04/28/96)
Jason Borghese vs. Tarleton State (04/02/96)
Jeff Stephens vs. Louisiana-Monroe (03/21/92)
John Deller vs. TCU (04/15/87)
Todd Hale vs. Louisiana Tech (04/14/84)

HITTING - - - Triples

Triples 2
Jesse Payne vs. Texas A&M-Corpus Christi (05/02/10)
David McLeod vs. McNeese State (04/13/08)
Daniel Ortmeier vs. Nicholls (04/08/02)
Craig Martin vs. Kansas (02/13/99)
Craig Martin vs. Nicholls (04/25/98)
Jack Melton vs. Kansas (02/22/97)
Marc Manwarren vs. Baylor (04/04/95)
Brian Reagan vs. St. Francis (03/08/95)
David Abernathy vs. North Dakota State (04/01/81)
Randy Thorpe vs. Arkansas State (04/15/78)
Rusty Jones vs. North Texas (04/29/78)

HITTING - - - Home Runs

At-Bats 4
Matt Mize vs. Southeastern Louisiana (03/08/98)

HITTING - - - Total Bases

Total Bases 17
Matt Mize vs. Southeastern Louisiana (03/08/98)

HITTING - - - RBI

RBI 8
Junior Ramirez vs. McNeese State (03/17/01)
Kelly Crosby vs. Iowa State (03/13/00)
Jason Smith vs. Texas State (04/10/93)

HITTING - - - Walks

Walks **6
Todd Cox vs. Louisiana Tech (04/14/84)

HITTING - - - Sacrifices

Sacrifices 2
Numerous Times

HITTING - - - Stolen Bases

Stolen Bases 5
Rusty Jones vs. Hardin-Simmons (03/09/79)
Rusty Jones vs. Arkansas State (04/15/78)

HITTING - - - Longest Hitting Streak

Hitting Streak 36 games
Andrew Kainer (March 7-May 8, 2009)

HITTING - - - Consecutive Hit Streak

Consecutive Plate Appearances 9
Chad McBroom (1997)
Consecutive Official At-Bats 9
Ryan Roberts (2003)
John Karant (1996)

PITCHING - - - Innings Pitched

Innings Pitched **13
David Whisonant vs. Texas Wesleyan (03/05/75)

PITCHING - - - Strikeouts

Strikeouts 18
Jason Mitchell vs. Missouri State (02/26/10)

HITTING FOR THE CYCLE

Michael Choice vs. Northwood April 21, 2009
Tripled down LF line in the first; walked in the third; doubled to left center in the fifth; singled to LF in the sixth; homered to left center in the eighth. UTA won 23-7.

Kyle Thomason vs. Northwestern State March 11, 2006
Singled in the first; doubled in the third, tripled in the fourth; homered in the fifth. UTA won 14-1.

Ian Gutierrez vs. TCU April 7, 1999
Doubled in the second; singled in the third; homered in the fifth; reached on a fielder's choice in the seventh; tripled in the ninth; hit by pitch in the 11th. UTA lost 10-8 in 11 innings.

Rahn Smith vs. Texas Wesleyan February 11, 1998
Homered in the second; tripled in the third; groundout to second in the fourth; singled in the sixth; doubled in the eighth. UTA won 20-8.

Clay Gould at Oklahoma State March 10, 1993
Flyout to center in the first; doubled in the third; homered in the fourth; singled in the fifth; tripled in the sixth; singled in the seventh. UTA won 26-13.

Karl Heckendorn vs. Nicholls March 7, 1993
Homered in the first; tripled in the second; flyout to center in the fifth; doubled in the sixth; singled in the eighth. UTA won 13-3.

NO HITTERS

Duane Mitchell at Baylor March 1, 1983
7 innings - UT Arlington won 1-0

Bob Wingard at Texas Wesleyan April 19, 1978
7 innings - UT Arlington lost 1-2

Dennis Vazzi at Dallas Univ. April 21, 1975
7 innings - UT Arlington won 9-1

Doug Osterloh vs. Abilene Christian April 23, 1974
7 innings - UT Arlington won 5-0

Lonnie Salyers vs. Southwestern March 5, 1973
7 innings - UT Arlington won 7-0



UTA SINGLE-SEASON TEAM RECORDS

WINNING PERCENTAGE			
	Total	Year	Record
1.	.727	1992	40-15
2.	.649	1982	37-20
3.	.647	1971	22-12
4.	.630	1993	34-20
5.	.622	1981	38-23
6.	.609	2001	39-25
7.	.600	1988	33-22
8.	.597	2003	37-25
9.	.593	1991	32-22
10.	.590	2012	36-25

HOME RUNS			
	Total	Year	Record
1.	72	1998	20-29
2.	58	2003	37-25
3.	56	1999	26-35
4.	53	1993	34-20
5.	46	1992	40-15
6.	44	1987	32-26
7.	41	2004	32-26
8.	40	2010	29-31
	40	1995	27-32
10.	39	3 times	

BASE HITS			
	Total	Year	Record
1.	715	2003	37-25
2.	640	2006	29-36
3.	630	2010	29-31
4.	624	2004	32-26
5.	612	2002	29-29
6.	605	2009	30-26
7.	595	2001	39-25
8.	592	1999	26-35
9.	579	2008	26-31
10.	570	2011	27-29

WALKS			
	Total	Year	Record
1.	339	1980	35-25
2.	327	1978	34-27
3.	317	1985	35-26
4.	307	1989	33-23
5.	302	1988	33-22
6.	288	1984	30-20
7.	275	1987	32-26
8.	263	1995	27-32
9.	260	1979	21-28
10.	248	1982	37-20
	248	1981	38-23

STRIKEOUTS (PITCHING)			
	Total	Year	Record
1.	464	2010	29-31
2.	410	2009	30-26
3.	398	1999	26-35
4.	382	2004	32-26
5.	381	2012	36-25
6.	380	2006	29-36
7.	365	1996	23-35
8.	361	2001	39-25
9.	346	1994	25-29
10.	338	2002	29-29

WINS			
	Total	Year	Record
1.	40	1992	40-15
2.	39	2001	39-25
3.	38	1981	38-23
4.	37	2003	37-25
	37	1982	37-20
6.	36	2012	36-25
7.	35	1985	35-26
	35	1980	35-25
9.	34	1993	34-20
	34	1978	34-27

RBI			
	Total	Year	Record
1.	417	2003	37-25
2.	345	2009	30-26
3.	340	2002	29-29
4.	339	1985	35-26
5.	336	2010	29-31
6.	327	2008	26-31
7.	325	1988	33-22
8.	322	1999	26-35
	322	1993	34-20
10.	319	2006	29-36

DOUBLES			
	Total	Year	Record
1.	139	2003	37-25
2.	125	2002	29-29
3.	123	2006	29-36
4.	120	2010	29-31
5.	117	2004	32-26
6.	113	2009	30-26
	113	1999	26-35
8.	110	2008	26-31
	110	2001	39-25
10.	106	1993	34-20

SLUGGING PERCENTAGE			
	Total	Year	Record
1.	.515	1998	20-29
2.	.487	2003	37-25
3.	.480	1993	34-20
4.	.465	1987	32-26
5.	.462	1992	40-15
6.	.448	1999	26-35
7.	.444	2002	29-29
8.	.440	2009	30-26
9.	.436	2004	32-26
10.	.429	1984	30-20

COMPLETE GAMES			
	Total	Year	Record
1.	** 35	1974	23-28
2.	34	1981	38-23
3.	31	1980	35-25
4.	29	1976	29-21
5.	28	1993	34-20
	28	1978	34-27
7.	27	1975	22-27
8.	25	1982	37-20
9.	22	1983	30-23
10.	21	1977	14-39

BATTING AVERAGE			
	Total	Year	Record
1.	.324	2003	37-25
2.	.316	1985	35-26
3.	.313	1984	30-20
4.	.306	2009	30-26
5.	.305	2004	32-26
	.305	2002	29-29
7.	.299	1987	32-26
	.299	1998	20-29
9.	.298	1993	34-20
	.298	1982	37-20

EARNED RUN AVERAGE			
	Total	Year	Record
1.	2.90	1973	20-17
2.	3.00	1972	18-25
3.	3.04	1971	22-12
4.	3.63	1976	29-21
5.	3.66	1974	23-28
6.	3.79	1992	40-15
7.	3.83	1980	30-23
8.	3.85	1981	38-23
9.	3.88	1970	10-18
10.	3.89	2012	36-25

TRIPLES			
	Total	Year	Record
1.	** 34	1981	38-23
2.	27	1978	34-27
3.	26	1995	27-32
4.	24	1998	20-29
5.	23	1991	32-22
	23	2003	37-25
7.	22	1993	34-20
8.	21	5 times	

FIELDING PERCENTAGE			
	Total	Year	Record
1.	.972	2005	30-26
	.972	1993	34-20
3.	.971	2009	30-26
4.	.968	2012	36-25
5.	.965	2011	27-29
6.	.963	2006	29-36
	.963	1991	32-22
	.963	2000	24-30
	.963	2002	29-29
10.	.962	2004	32-26

SHUTOUTS			
	Total	Year	Record
1.	10	1980	35-25
2.	8	1987	32-26
3.	7	1992	40-15
	7	1991	32-22
	7	1975	22-27
	7	1974	23-28
	7	1972	18-25
8.	6	2010	29-31
	6	1989	33-23
	6	1984	30-20

RUNS			
	Total	Year	Record
1.	467	2003	37-25
2.	391	1985	35-26
3.	381	2002	29-29
4.	380	2010	29-31
5.	376	1988	33-22
6.	372	1987	33-23
7.	370	2009	30-26
8.	366	1999	26-35
9.	364	2008	26-31
10.	359	1984	30-20

SAVES			
	Total	Year	Record
1.	19	2012	35-26
2.	15	2004	32-26
	15	1992	40-15
4.	14	2011	27-29
5.	13	2008	26-31
6.	12	2009	30-26
	12	2006	29-36
	12	2003	37-25
	12	2002	29-29
10.	10	1990	31-30
	10	1989	33-23

STOLEN BASES			
	Total	Year	Record
1.	143	1978	34-27
2.	142	1981	38-23
	142	1980	35-25
4.	124	1979	21-28
5.	114	1982	37-20
6.	101	1976	29-21
7.	97	1987	32-26
8.	95	1984	30-20
9.	94	1974	23-28
10.	85	3 times	



UT ARLINGTON MISCELLANEOUS RECORDS

TEAM SINGLE-GAME RECORDS

Runs Scored 26 vs. McNeese State (2008) vs. Oklahoma State (1993) Base Hits 26 vs. Texas (1996) Extra-Base Hits 15 vs. Oklahoma State (1993) vs. Texas State (1993) Doubles 9 vs. Stephen F. Austin (1993) vs. TCU (1987) Triples 5 vs. Texas Wesleyan (1998) Home Runs 7 vs. Texas State (1993) Total Bases 54 vs. Texas State (1993) RBI 25 vs. Oklahoma State (1993) Stolen Bases 13 vs. Hardin-Simmons (1971) Innings Played 16 at Stephen F. Austin (2011) - UTA won 6-5 vs. Sam Houston State (2005) - UTA won 4-2 vs. Baylor (1995) - Baylor won 7-6

SINGLE-SEASON RECORDS

Home Record 26-3 (1992) Away Record 14-10 (1992, 1984) Southland Conference Winning Percentage .833 (1984) Double Plays 70 (2003) One Run/Extra Inning Games Played 24 (2011) 24 (1995) One Run/Extra Inning Record 16-2 (1992)

ALL-TIME HEAD COACHING OVERALL RECORDS

Head Coach Years Overall Pct. Butch McBroom 1974-99 756-686-2 .524 Jeff Curtis 2002-07 166-188 .469 Darin Thomas 2008-Present 148-142 .510 Clay Gould 2000-01 63-55 .534 Fred Matthews 1971-73 60-54 .526 Tom Beasley 1969-70 16-34 .320

ALL-TIME HEAD COACHING CONFERENCE RECORDS

Head Coach Years Overall Pct. Butch McBroom 1974-99 245-223 .524 Darin Thomas 2008-Present 88-73 .546 Jeff Curtis 2002-07 81-84 .491 Clay Gould 2000-01 24-29 .453 Fred Matthews 1971-73 23-20 .535 Tom Beasley 1969-70 3-17 .150

MISCELLANEOUS RECORDS

Consecutive Wins 14 (1992) Consecutive Losses 13 (2007) Consecutive Home Wins 10 (1992) Consecutive Southland Conference Victories 10 (1992) 10 (2006)

WINS OVER TOP-10 NATIONALLY RANKED TEAMS

Year Opponent Score 2012 at #2 Texas A&M 3-2 2011 vs. #9 TCU 3-2 2009 vs. #7 Baylor 5-4 2008 vs. #7 Texas A&M 16-8 2006 at #6 Texas 5-3 2005 at #9 Texas A&M 6-4 2005 at #8 Baylor 9-6 2001 at #6 Arizona State 5-3 1994 vs. #6 Oklahoma State 6-4 1993 vs. #2 Texas A&M 8-6 1993 vs. #8 Oklahoma State 26-13 1992 at #5 Texas 5-4 1989 at #7 Texas 2-0 1988 vs. #10 Oklahoma 5-4 1988 vs. #10 Oklahoma 11-10 1985 at #3 Texas 14-13 1985 at #3 Texas 7-1 1983 at #1 Texas 10-6 1983 at #1 Texas 8-5 1981 at #5 Texas 6-1 1976 vs. #7 Oral Roberts 6-4 1976 vs. #7 Oral Roberts 5-3 1976 vs. #7 Oral Roberts 9-1 1976 at #10 TCU 3-0

RECORD IN 1-RUN GAMES

2012 8-7 2011 11-8 2010 6-5 2009 6-10 2008 9-7 2007 5-6 2006 4-7 2005 7-9 2004 9-12 2003 2-7 2002 5-3 2001 12-6 2000 6-9 1999 5-4 1998 4-7 1997 10-4 1996 5-6 1995 10-11 1994 8-7 1993 10-4 1992 4-2 1991 8-5 1990 11-5 1989 5-5 1988 12-7 1987 5-10 1986 15-7 1985 8-6 1984 5-4 1983 13-6 1982 13-6 1981 12-8 1980 10-5 1979 4-7 1978 7-10 1977 6-9 1976 6-4 1975 8-6 1974 7-7 1973 8-5 1972 7-8 1971 11-5 1970 4-3 1969 1-6 TOTAL ONE-RUN RECORD 323-270



YEAR-BY-YEAR RESULTS



TOM BEASLEY
1969-1970
16-34

1969 (6-16)

Table of 1969 season results including games against Tarleton State, TCU, Univ. of Dallas, Southeastern Oklahoma, Austin College, Dallas Baptist, @ TCU, @ Austin College, Dallas Baptist, Tarleton State, @ Texas Wesleyan, Abilene Christian, Abilene Christian, Univ. of Dallas, Trinity, Trinity, @ Southeastern Oklahoma, @ Lamar, @ Lamar, Texas Wesleyan, @ Arkansas State, @ Arkansas State, West Texas State.

1970 (10-18)

Table of 1970 season results including games against West Texas State, Univ. of Dallas, SMU, SMU, Texas Wesleyan, Southeastern Oklahoma, Southeastern Oklahoma, Centenary, Hardin-Simmons, Hardin-Simmons, TCU, TCU, @ Abilene Christian, @ Abilene Christian, @ Abilene Christian, @ TCU, @ Southeastern Oklahoma, @ Trinity, @ Trinity, @ Trinity, Hardin-Simmons, Lamar, Lamar, Lamar, Arkansas State, Arkansas State, Arkansas State.



FRED MATTHEWS
1971-1973
60-54

1971 (22-12)

Table of 1971 season results including games against West Texas State, West Texas State, TCU, TCU, TCU, TCU, @ SMU, @ SMU, Texas Wesleyan, Texas Wesleyan, Fort Hays State, @ Southeastern Oklahoma, @ Southeastern Oklahoma, University of Plano, University of Plano, University of Plano, Texas Wesleyan, Texas Wesleyan.

Table of 1972 season results including games against Abilene Christian, Abilene Christian, Sam Houston State, Sam Houston State, Lamar, Lamar, Lamar, Southeastern Oklahoma, Southeastern Oklahoma, Arkansas State, Arkansas State, Arkansas State, Trinity, Trinity.

1972 (18-25)

Table of 1972 season results including games against Trinity, @ TCU, @ TCU, @ TCU, Texas Wesleyan, Texas Wesleyan, Southwestern (Texas), Southwestern (Texas), Univ. of Dallas, Oklahoma, Oklahoma, @ Arkansas State, @ Arkansas State, @ Arkansas State, Fort Hays State, Emporia State, Emporia State, @ Southwestern (Texas), @ Southwestern (Texas), @ Louisiana-Lafayette, @ Louisiana-Lafayette, @ Louisiana-Lafayette, Southeastern Oklahoma, Southeastern Oklahoma, Bishop College, Bishop College, Lamar, Lamar, Lamar, @ SMU, @ SMU, Trinity, Trinity, Trinity, @ Sam Houston State, @ Sam Houston State, Abilene Christian, Abilene Christian, Abilene Christian, Southeastern Oklahoma, Southeastern Oklahoma, Louisiana Tech, Louisiana Tech, Hardin-Simmons, Hardin-Simmons.

1973 (20-17)

Table of 1973 season results including games against Baylor, Baylor, @ TCU, @ TCU, Creighton, Southwestern (Texas), Southwestern (Texas), Fort Hays State, Fort Hays State, Louisiana-Lafayette, Louisiana-Lafayette, Louisiana-Lafayette, Kent State, Univ. of Dallas, Univ. of Dallas, Arkansas State, Arkansas State, Arkansas State, Texas Wesleyan, Bishop College, Bishop College, @ Lamar, @ Lamar, @ Lamar, @ SMU, @ Texas Wesleyan, @ McNeese State, @ McNeese State, @ Abilene Christian, @ Abilene Christian, @ Abilene Christian, @ Trinity.



BUTCH MCBROOM
1974-1999
756-686-1

1974 (23-28)

Table of 1974 season results including games against @ Trinity, @ Louisiana Tech, @ Louisiana Tech, TCU, TCU, TCU, @ TCU, @ TCU, @ Hardin-Simmons, @ Hardin-Simmons, @ UT Pan American, @ UT Pan American, @ UT Pan American, @ Dallas Baptist, @ Dallas Baptist, Southwestern (Texas), Southwestern (Texas), Hardin-Simmons, Hardin-Simmons, @ Southwestern (Texas), @ Southwestern (Texas), Fort Hays State, Fort Hays State, Emporia State, Emporia State, @ Texas Wesleyan, @ Louisiana-Lafayette, @ Louisiana-Lafayette, @ Louisiana-Lafayette, @ Louisiana-Lafayette, Kent State, @ Baylor, @ Baylor, @ Louisiana Tech, @ Louisiana Tech, @ Louisiana Tech, @ Abilene Christian, @ Abilene Christian, Texas Wesleyan, McNeese State, McNeese State, McNeese State, @ SMU, Cornell, Cornell, Cornell, SMU, Lamar, Lamar, Lamar, Abilene Christian, Abilene Christian, @ Arkansas State, @ Arkansas State, @ Arkansas State.

1975 (22-27)

Table of 1975 season results including games against University of Plano, Baylor, Baylor, SMU, SMU, @ UT Pan American, @ UT Pan American, @ UT Pan American, @ UT Pan American, @ TCU, @ TCU, @ TCU, @ TCU, @ TCU, Southwestern (Texas), Southwestern (Texas), Texas Wesleyan, Univ. of Dallas, Univ. of Dallas, @ University of Plano, @ University of Plano, @ Southwestern (Texas), @ Southwestern (Texas), Central Michigan, Central Michigan, Louisiana-Lafayette, Louisiana-Lafayette.

Table of 1976 season results including games against Louisiana-Lafayette, Union Univ. (Tenn.), Union Univ. (Tenn.), University of Plano, JFK, Neb., JFK, Neb., Louisiana Tech, Louisiana Tech, Louisiana Tech, @ Texas Wesleyan, @ McNeese State, @ McNeese State, @ McNeese State, @ Lamar, @ Lamar, @ Lamar, @ Univ. of Dallas, @ Univ. of Dallas, Dallas Baptist, Dallas Baptist, Arkansas State, Arkansas State, Arkansas State, University of Plano, University of Plano.

1976 (29-21)

Table of 1976 season results including games against TCU, @ TCU, SMU, SMU, Univ. of Dallas, Univ. of Dallas, Oral Roberts, Oral Roberts, Oral Roberts, TCU, Texas Wesleyan, @ TCU, @ Texas Wesleyan, Southwestern (Texas), North Texas, North Texas, Central Michigan, Central Michigan, Emporia State, Emporia State, @ Univ. of Dallas, @ Univ. of Dallas, Kent State, Kent State, @ Louisiana Tech, @ Louisiana Tech, @ Louisiana Tech, @ Texas Wesleyan, @ Arkansas State, @ Arkansas State, @ Arkansas State, @ Southwestern (Texas), @ Southwestern (Texas), McNeese State, McNeese State, @ UT Pan American, @ UT Pan American, @ UT Pan American, Lamar, Lamar, Lamar, Midwestern State, Midwestern State, @ Louisiana-Lafayette, @ Louisiana-Lafayette, @ Louisiana-Lafayette.

1977 (14-39)

Table of 1977 season results including games against Baylor, Baylor, @ Baylor, @ Baylor, @ SMU, @ SMU, Bishop College, Bishop College, Oral Roberts, Oral Roberts, TCU, Texas Wesleyan, @ TCU, @ Texas Wesleyan, TCU, TCU, Southeastern Oklahoma, Southeastern Oklahoma, @ Univ. of Dallas.



YEAR-BY-YEAR RESULTS

Table of baseball results for 1977, listing opponents and scores.

Table of baseball results for 1977, listing opponents and scores.

1979 (21-28)

Table of baseball results for 1979, listing opponents and scores.

Table of baseball results for 1979, listing opponents and scores.

1981 (38-23)

Table of baseball results for 1981, listing opponents and scores.

1978 (34-27-1)

Table of baseball results for 1978, listing opponents and scores.

1980 (35-25)

Table of baseball results for 1980, listing opponents and scores.

1983 (30-23)

Table of baseball results for 1983, listing opponents and scores.

1982 (37-20)

Table of baseball results for 1982, listing opponents and scores.



YEAR-BY-YEAR RESULTS

1984 (30-20)

Table of 1984 baseball results with columns for opponent and score.

1985 (35-26)

Table of 1985 baseball results with columns for opponent and score.

Table of 1984 baseball results (continued) with columns for opponent and score.

1986 (30-26)

Table of 1986 baseball results with columns for opponent and score.

1987 (32-26)

Table of 1987 baseball results with columns for opponent and score.

Table of 1984 baseball results (continued) with columns for opponent and score.

1988 (33-22)

Table of 1988 baseball results with columns for opponent and score.

Table of 1984 baseball results (continued) with columns for opponent and score.

1989 (33-23)

Table of 1989 baseball results with columns for opponent and score.

1990 (31-30) -SLC Champions -NCAA Tournament

Table of 1990 baseball results with columns for opponent and score.



YEAR-BY-YEAR RESULTS

Table listing baseball results from 1990 to 1991, including opponents like Missouri Western, Oklahoma Baptist, and Sam Houston State with win/loss records.

1991 (32-22)

Table listing baseball results for the year 1991, including opponents like @ Houston, @ Lamar, and @ Texas with win/loss records.

1992 (40-15) -SLC Champions -NCAA Tournament

Small table listing results for 1992, including TCU and Northwood.

Table listing baseball results from 1992 to 1993, including opponents like @ Lamar, @ Houston, and @ Texas with win/loss records.

1993 (34-20)

Table listing baseball results for the year 1993, including opponents like Louisiana Tech, TCU, and @ Texas with win/loss records.

Table listing baseball results from 1994 to 1995, including opponents like @ Sam Houston State, Tarleton State, and @ Texas with win/loss records.

1994 (25-29)

Table listing baseball results for the year 1994, including opponents like TCU, Baylor, Louisiana Tech, and @ Texas with win/loss records.

1995 (27-32)

Table listing baseball results for the year 1995, including opponents like @ Texas A&M, @ Texas A&M, and Arkansas State with win/loss records.

Table listing baseball results from 1996 to 1997, including opponents like @ Sam Houston State, Abilene Christian, and @ Texas with win/loss records.

1996 (23-35)

Table listing baseball results for the year 1996, including opponents like Louisiana Tech, Louisiana Tech, and Cameron with win/loss records.

1997 (22-35)

Small table listing results for 1997, including @ Texas.



YEAR-BY-YEAR RESULTS

Table of baseball results for years 1997-1998, listing opponents and scores.

Table of baseball results for years 1997-1998, listing opponents and scores.

1999 (26-35)

Table of baseball results for the year 1999, listing opponents and scores.

Table of baseball results for years 1999-2000, listing opponents and scores.

Table of baseball results for years 1999-2000, listing opponents and scores.

Portrait of Jeff Curtis and text: JEFF CURTIS 2002-2007 166-188

2002 (29-29)

Table of baseball results for the year 2002, listing opponents and scores.

1998 (20-29)

Table of baseball results for the year 1998, listing opponents and scores.

2001 (39-25) -SLC Tournament Champions -NCAA Tournament

Table of baseball results for the year 2001, listing opponents and scores.

Portrait of Clay Gould and text: CLAY GOULD 2000-2001 63-55

2000 (24-30)

Table of baseball results for the year 2000, listing opponents and scores.

2003 (37-25)

Table of baseball results for the year 2003, listing opponents and scores.



YEAR-BY-YEAR RESULTS

Table of baseball game results from 2003 to 2004, listing opponents and scores.

2004 (32-26)

Table of baseball game results for the 2004 season, including opponents and scores.

Table of baseball game results from 2005 to 2006, listing opponents and scores.

2005 (26-32)

Table of baseball game results for the 2005 season, including opponents and scores.

2006 (29-36)

-SLC Tournament Champions
-NCAA Tournament

Table of baseball game results for the 2006 season, including opponents and scores.

Table of baseball game results from 2007 to 2008, listing opponents and scores.

2007 (13-40)

Table of baseball game results for the 2007 season, including opponents and scores.

Table of baseball game results from 2009 to 2010, listing opponents and scores.



DARIN THOMAS
2008-PRESENT
148-142

2008 (26-31)

Table of baseball game results for the 2008 season, including opponents and scores.

2009 (30-26)

Table of baseball game results for the 2009 season, including opponents and scores.



YEAR-BY-YEAR RESULTS

Table of baseball results from 1993 to 2009, listing opponents and scores.

Table of baseball results for 2010, listing opponents and scores.

2011 (27-29)

Table of baseball results for 2011, listing opponents and scores.

Table of baseball results from 2012 to 2019, listing opponents and scores.

2010 (29-31)

Table of baseball results from 2010 to 2019, listing opponents and scores.

2012 (36-25)

-SLC Tournament Champions -NCAA Tournament

Table of baseball results for 2012, listing opponents and scores.



TABLE OF CONTENTS
Awards and Accolades

All-Conference Awards 72
National Award Winners..... 73
Major League Signings..... 74
UTA Retired Numbers 75
Scholarship Winners..... 76
All-Time Letterwinners..... 77





UT ARLINGTON ALL-CONFERENCE AWARDS & ACCOLADES

ALL-SOUTHLAND CONFERENCE - FIRST TEAM

Table listing All-Southland Conference First Team members from 1969 to 2012, including names and positions like Ronnie Lucas (3B), Charlie Llewellyn (OF), etc.

ALL-SOUTHLAND CONFERENCE - SECOND TEAM

Table listing All-Southland Conference Second Team members from 1984 to 1995, including names and positions like Todd Cox (OF), Mark Farrar (P), etc.

SECOND-TEAM CONT.

Table listing Second-Team Cont. members from 1997 to 2012, including names and positions like B.G. Wilson (2B), Michael Kopecky (DH), etc.

ALL-SOUTHLAND CONFERENCE - THIRD TEAM

Table listing All-Southland Conference Third Team members from 2000 to 2011, including names and positions like Craig Martin (2B), Kelly Crosby (OF), etc.

SOUTHLAND CONFERENCE NEWCOMER OF THE YEAR

Table listing Southland Conference Newcomer of the Year from 1986 to 2006, including names like Doug Myres, Lawrence Hanlon, etc.

SOUTHLAND CONFERENCE FRESHMAN OF THE YEAR

Table listing Southland Conference Freshman of the Year from 2000 to 2008, including names like Jared Ferrans, Michael Choice.

SOUTHLAND CONFERENCE CLAY GOULD COACH OF THE YEAR

Table listing Southland Conference Clay Gould Coach of the Year from 1981 to 1992, including names like Butch McBroom.

SOUTHLAND CONFERENCE BATTING CHAMPION

Table listing Southland Conference Batting Champion from 1971 to 2010, including names and batting averages like Terry Twomey (.390), etc.

SOUTHLAND CONFERENCE PLAYER OF THE YEAR

Table listing Southland Conference Player of the Year from 1993 to 2010, including names like Clay Gould, Ryan Roberts, etc.

SOUTHLAND CONFERENCE HITTER OF THE YEAR

Table listing Southland Conference Hitter of the Year from 1985 to 2010, including names like Trey Hillman, Ryan Roberts, etc.

SOUTHLAND CONFERENCE PITCHER OF THE YEAR

Table listing Southland Conference Pitcher of the Year from 1976 to 1992, including names like Bruce Marshall, Fred Wilburn, etc.

SOUTHLAND CONFERENCE ERA CHAMPION

Table listing Southland Conference ERA Champion from 1986 to 2002, including names and ERA values like Doug Myres (2.92), etc.

SOUTHLAND CONFERENCE ALL-TOURNAMENT TEAM

Table listing Southland Conference All-Tournament Team members from 1993 to 2010, including names and positions like Karl Heckendorn (2B), Paul Stovall (DH), etc.



UT ARLINGTON ALL-TIME NATIONAL AWARDS



Jason Watkins



Ryan Roberts



Mike Snapp




Michael Gardner



Matt Otteman



Michael Choice




Darrell Preston



Preston Beck



Ryan Walker



Bruce Marshall



Richard Valenta



B.G. Wilson



John Karant

All-Americans

- 1992 _____ **Jason Watkins**
American Baseball Coaches Association
- 2003 _____ **Ryan Roberts**
Collegiate Baseball Newspaper (2nd Team)
CollegeBaseballInsider.com (2nd Team)
NCBWA (3rd Team)
- 2004 _____ **Mike Snapp**
NCBWA (3rd Team)
CollegeBaseballInsider.com (Honorable Mention)
- 2004 _____ **Michael Gardner**
CollegeBaseballInsider.com (Honorable Mention)
- 2005 _____ **Michael Gardner**
Preseason NCBWA (3rd Team)
- 2009 _____ **Matt Otteman**
PING! (2nd Team)
- 2010 _____ **Michael Choice**
Preseason Collegiate Baseball Newspaper (2nd Team)
Preseason NCBWA (3rd Team)
Baseball America
Yahoo! Sports
NCBWA
PING! (2nd Team)
ABCA/Rawlings (3rd Team)
- 2012 _____ **Preston Beck**
ABCA/Rawlings (3rd Team)

Freshman All-Americans

- 2001 _____ **Darrell Preston**
Baseball America
- 2008 _____ **Michael Choice**
NCBWA (1st Team)
Baseball America (2nd Team)
PING! (2nd Team)
Collegiate Baseball Newspaper
Rivals.com
- 2010 _____ **Preston Beck**
Louisville Slugger
- 2011 _____ **Ryan Walker**
Louisville Slugger

ABCA South Central All-Region

- 1990 _____ Butch McBroom
- 2001 _____ Clay Gould (co-winner)
- 2004 _____ Michael Gardner (1st Team)
- 2004 _____ Hunter Pence (1st Team)
- 2004 _____ Mike Snapp (1st Team)
- 2009 _____ Matt Otteman (1st Team)
- 2009 _____ Andrew Kainer (1st Team)
- 2009 _____ Michael Choice (2nd Team)
- 2010 _____ Michael Choice (1st Team)
- 2012 _____ Preston Beck (1st Team)
- 2012 _____ Lance Day (2nd Team)

Golden Spikes Award Nominees

- 1993 _____ Clay Gould
- 2003 _____ Ryan Roberts
- 2010 _____ Michael Choice

Brooks Wallace Preseason Player of the Year Watch List

- 2005 _____ Michael Gardner
- 2009 _____ Michael Choice

ESPN The Magazine/CoSIDA Academic All-Americans

- 1976 _____ Bruce Marshall (2nd Team)
- 1980 _____ Richard Valenta (2nd Team)
- 1995 _____ B.G. Wilson (2nd Team)
- 1996 _____ B.G. Wilson (3rd Team)
- 1996 _____ John Karant (3rd Team)

NCBWA/Dick Howser Award Nominee

- 2004 _____ Hunter Pence

Howard Green SABR Metroplex Collegiate Player of the Year

- 2004 _____ Hunter Pence
- 2009 _____ Matt Otteman
- 2010 _____ Michael Choice

SOUTHLAND CONFERENCE CHAMPIONSHIP YEARS

1990

1992

2001

2006

2012



UT ARLINGTON MAJOR LEAGUE SIGNINGS (DRAFT / FREE AGENT)

1973 Lawrence Hicks ___ 10th Round _____ Phillies Jimmy Kelly ___ Free Agent _____ Royals	Paul Paramo ___ Free Agent _____ Rangers Hector Hinojosa ___ Free Agent _____ Laredo Jose Rubiera ___ Free Agent _____ Angels	K.J. Hendricks ___ 26th Round _____ Rockies
1974 Gary Darst ___ Free Agent _____ Seguin	1992 Bruce Pool ___ 22nd Round _____ Yankees Chris Gay ___ Free Agent _____ White Sox Jason Watkins ___ Free Agent _____ White Sox	2003 Ryan Roberts ___ 18th Round _____ Blue Jays Ricky Stover ___ 29th Round _____ Brewers Robby Deever ___ 30th Round _____ Brewers Dustin Bozarth ___ Free Agent _____ Giants Aaron Pullin ___ Free Agent _____ Angels
1976 Ron Barnett ___ 12th Round _____ Padres Mark Visosky ___ Free Agent _____ Seguin Bobby Flores ___ Free Agent _____ Corpus Christi	1993 Doug Durrwachter 12 Round _____ Reds Jason Smith ___ 24th Round _____ Rockies Jason LaPoint ___ Free Agent _____ Expos	2004 Hunter Pence ___ 2nd Round _____ Astros Mark Lowe ___ 5th Round _____ Mariners Derek Brehm ___ Free Agent _____ Devil Rays Mike Snapp ___ Free Agent _____ Red Sox
1978 Jim McCoy ___ Free Agent _____ Royals	1994 Rocky Turner ___ 32nd Round _____ Mets Jim Cooney ___ Free Agent _____ Rangers Cody Farr ___ Free Agent _____ Tyler Clay Gould ___ Free Agent _____ Tyler John Henrikson ___ Free Agent _____ Lethbridge David Upchurch ___ Free Agent _____ Royals	2005 Jake Baxter ___ 25th Round _____ Tigers Grant Varnell ___ 25th Round _____ Padres Nathan Warrick ___ 34th Round _____ Astros Michael Gardner ___ Free Agent _____ Dodgers Brett Lewis ___ Free Agent _____ Red Sox
1979 Dave Owen ___ 10th Round _____ Cubs Rusty Jones ___ Free Agent _____ Reds	1995 Jason Garrett ___ 44th Round _____ Marlins Wess Winn ___ 48th Round _____ Orioles Marc Manwarren ___ Free Agent _____ Astros Paul Meador ___ Free Agent _____ Tyler	2006 Adam Moore ___ 6th Round _____ Mariners Ryan Riddle ___ Free Agent _____ Cardinals Jeremiah Haar ___ Free Agent _____ Rangers
1981 Randy Thorpe ___ 22nd Round _____ Rangers Curtis Kouba ___ 23rd Round _____ Rangers Richard Wilkinson 25th Round _____ Rangers Danny Smith ___ 27th Round _____ Pirates Craig Happel ___ Free Agent _____ Astros Paul Robinson ___ Free Agent _____ Braves	1996 Matt Splawn ___ 53rd Round _____ Mets Shane Davenport ___ Free Agent _____ Evansville Randy Glaze ___ Free Agent _____ Athletics Michael Kuentz ___ Free Agent _____ Richmond Roy Miller ___ Free Agent _____ Richmond	2007 Dillon Gee ___ 21st Round _____ Mets Matt Sartor ___ Free Agent _____ Dodgers
1982 Curt Culbertson _ 22nd Round _____ Reds Stan Brewer ___ Free Agent _____ Phillies Julio Garcia ___ Free Agent _____ Pirates Mike Williams ___ Free Agent _____ Rangers	1997 Roger Lancaster _ Free Agent _____ Blue Jays	2009 Nathan Long ___ 26th Round _____ Athletics Rett Varner ___ 34th Round _____ Cubs Andy Sauter ___ Free Agent _____ Brewers Matt Otteman ___ Free Agent _____ Mariners Andrew Kainer ___ Free Agent _____ Marlins Tim Steggall ___ Free Agent _____ Rangers
1983 Fred Wilburn ___ 20th Round _____ Angels	1998 Billy Martin ___ 34th Round _____ Mets Kyle Heine ___ Free Agent _____ Yankees Mark Shephard ___ Free Agent _____ Yankees Daniel Henderson Free Agent _____ Corpus Christi	2010 Michael Choice ___ 1st Round _____ Athletics Rett Varner ___ 6th Round _____ Marlins Jason Mitchell ___ 15th Round _____ Royals Logan Bawcom ___ 17th Round _____ Dodgers
1985 Matt Skinner ___ 26th Round _____ Orioles Greg Faught ___ Free Agent _____ Expos Trey Hillman ___ Free Agent _____ Indians Kraig Luckenbill ___ Free Agent _____ Indians	1999 John Lackey ___ 2nd Round _____ Angels Cade Sanchez ___ 21st Round _____ Athletics Matt Mize ___ 30th Round _____ Mets Chad Ashlock ___ Free Agent _____ Giants	2011 Chad Comer ___ 29th Round _____ Braves Mark Picca ___ 41st Round _____ Mets
1987 Doug Myres ___ 27th Round _____ Mets Bob Deller ___ Free Agent _____ Yankees	2000 John Paul Davis _ 22nd Round _____ Devil Rays	2012 Preston Beck ___ 5th Round _____ Rangers Lance Day ___ Free Agent _____ Astros Adam Boydston _ Free Agent _____ White Sox Collin Reynolds ___ Free Agent _____ Padres
1988 Steve Foster ___ 12th Round _____ Reds Todd Mraz ___ 46th Round _____ Indians Pat Woodruff ___ Free Agent _____ Tigers	2001 Joel Alvarado ___ 19th Round _____ Brewers Kelly Crosby ___ Free Agent _____ Yankees Todd George ___ Free Agent _____ Expos Craig Martin ___ Free Agent _____ Brewers	
1989 Howard Prager ___ 31st Round _____ Astros Gerard Giustino _ Free Agent _____ Rangers Pat Varni ___ Free Agent _____ Miami Greg Stark ___ Free Agent _____ Mets	2002 Daniel Ortmeier _ 3rd Round _____ Giants	
1990 Paul Paramo ___ Free Agent _____ Rangers Cody Roberson ___ Free Agent _____ Braves		
1991 Larry Hanlon ___ 3rd Round _____ Rangers Jeff Burrow ___ Free Agent _____ White Sox		



UT ARLINGTON RETIRED NUMBERS



Butch McBroom

30

February 5, 2000

The first number retired by the UT Arlington baseball program was the No. 30 belonging to long-time head coach Marvin "Butch" McBroom. McBroom was associated with The University of Texas at Arlington's baseball team longer than anyone in the history of the program. The team's head coach from 1974-1999, McBroom won two Southland Conference championships and took his team to the NCAA Regional in 1990 and 1992. McBroom roamed the Mavericks dugout for 26 of his 33 year coaching career, winning 756 games. Among the honors McBroom received during his distinguished career were NCAA South Central Region Coach of the Year in 1990 and four SLC Coach of the Year awards.

He posted 14 consecutive 30-plus win seasons (1980-1993) and helped produce 65 players who moved on to the professional ranks, 48 who became coaches and 46 who earned All-SLC honors in a UT Arlington uniform. Over the course of his collegiate coaching career, which also included two years at Union (Tenn.) University, McBroom won 804 games. McBroom also spent five years coaching in the high school ranks. The former Baylor graduate standout catcher was inducted into the UT Arlington Athletic Hall of Honor on Sept. 25, 2004.



Clay Gould

8

February, 17, 2002

Clay Gould's jersey No. 8 joined the number of his former coach, Butch McBroom, on the outfield wall at Allan Saxe Stadium (now Clay Gould Ballpark) on Feb. 17, 2002. A former Mavericks player and head coach, Gould won championships in both capacities. As a player, Gould was the Southland Conference Player of the Year in 1993 and was nominated for USA Baseball's Golden Spikes Award, presented yearly to the nation's most outstanding player. He led the Mavericks to NCAA Regional appearances as a player in 1990 and 1992.

Gould was an assistant coach at UT Arlington from 1997-1999, before being named the school's fourth head coach in 2000. His 2001 Mavericks won the Southland Conference Tournament and advanced to the NCAA Regional, making Gould the only member of all three of UT Arlington's regional teams. He was named Co-Coach of the Year in the South Central Region by the American Baseball Coaches Association in 2001.

Gould passed away on June 23, 2001, after a courageous battle with cancer, but his memory lives on in the hearts of all who knew him.



Trey Hillman

1

May 8, 2010

Trey Hillman's jersey No. 1 became the third in UT Arlington history to get retired at Clay Gould Ballpark on May 8, 2010. Hillman is the only three-time All-Southland Conference baseball selection in UTA history. His .442 batting average in 1985 led the SLC and remains a single-season record at UTA. Hillman was named the 1985 SLC Player of the Year before signing a free agent contract with the Cleveland Indians in 1986.

After a brief playing career, Hillman blazed his new path as a manager in 1990 at 27 years old, winning the Carolina League championship in his first season. He was named the 1996 Florida State League Manager of the Year and the 2000 International League Manager of the Year. In 2006, Hillman won the Japan Series title and Konami Cup as the manager of the Nippon Ham Fighters. Hillman realized the dream of becoming a Major League Baseball manager in 2008 when he took the reins of the Kansas City Royals. He is now the bench coach for the Los Angeles Dodgers.



UT ARLINGTON SCHOLARSHIP WINNERS

Cary Courtwright Scholarship

The Cary Courtwright scholarship was introduced in the 2000-01 academic year. Established in honor of the late Cary Courtwright, who had so generously given to the UT Arlington baseball program for many years, by Mr. Courtwright's family, the scholarship funds one scholarship for the Mavericks baseball squad each year.

Scholarship Winners

Table listing Cary Courtwright Scholarship winners from 2000-01 to 2010-11, including names like Darrell Preston, Dane Ryan, Jonathan Gutierrez, David Newby, Ryan Martin, Adam Boydston, Shane Hopkins, and Mark Picca.

Butch McBroom Scholarship

Butch McBroom was associated with UT Arlington's baseball team longer than anyone in the history of the program. The team's head coach from 1974-1999, McBroom won two Southland Conference championships and took his team to the NCAA Regional in 1990 and 1992. McBroom roamed the Mavericks dugout for 26 of his 28 year coaching career, winning 756 games in a UT Arlington uniform. Among the honors McBroom received during his distinguished career were South Central Region Coach of the Year in 1990 and four SLC Coach of the Year awards. He posted 14 consecutive 30-plus win seasons and helped produce 65 players who moved on to the professional ranks, 45 who became coaches and 46 who earned All-SLC honors in a UT Arlington uniform. McBroom was the first person in Mavericks baseball history to have his uniform number retired when his No. 30 was permanently placed on the outfield wall at Clay Gould Ballpark.

Scholarship Winners

Table listing Butch McBroom Scholarship winners from 2000-01 to 2010-11, including names like K.J. Hendricks, Robby Deevers, Aaron Batlle, Michael Gardner, Kyle Thomason, Brock Wilson, Danny Slinkman, Rett Varner, Jason Mitchell, and Jesse Payne.

Wayne M. Wade Scholarship

The Wayne M. Wade Academic/Athletic Endowed Baseball Scholarship was introduced in the 2004-05 academic year. Established in honor of the late Wayne M. Wade, who was a longtime baseball fan, World War II veteran and worked many years as the manager of Arlington Stadium, former home of the Texas Rangers. The student-athlete must have completed at least 30 hours of course work and maintained a 3.0 grade-point average. The scholarship donor is Dr. and Mrs. Mark A. Wade, a former pitcher for UT Arlington in the late 1970s and son of the late Mr. Wade.

Marvin and Shirley Applewhite Athletic Endow-

Scholarship Winners

Table listing Marvin and Shirley Applewhite Athletic Endowment winners from 2004-05 to 2010-11, including names like Josh McSpadden, David McLeod, Collin Garner, Mark Picca, Steffan Guest, and Adam Boydston.

ment

The Marvin and Shirley Applewhite Athletic Endowment was introduced in the 2009-10 academic year. Dr. Applewhite has more than 30 years in the field of computer science and engineering. In 1969, Dr. Applewhite began what was to become a 28-year career at Texas Instruments. He lettered in football while earning a Bachelor's of Science degree from Arlington State College and graduated in 1964. The student-athlete recipient must be a varsity student-athlete that is majoring in engineering or science.

Clay Gould Scholarship

Scholarship Winners

Table listing Clay Gould Scholarship winners from 2009-10 to 2010-11, including names like Stephen Krolick and Jamey Taylor (Golf).

UT Arlington established the Clay Gould Memorial Scholarship in memory of the former Mavericks head coach and All-Southland Conference player who passed away after a courageous battle with cancer on June 23, 2001. As a player, Gould was the SLC Player of the Year in 1993 and was nominated for USA Baseball's Golden Spikes Award, presented yearly to the nation's most outstanding player. He led the Mavericks to NCAA Regional appearances as a player in 1990 and 1992. Gould was an assistant coach at UT Arlington from 1997-1999 before being named the school's fourth head coach in 2000. His 2001 Mavericks won the SLC and advanced to the NCAA Regional, making Gould the only member of all three of UT Arlington's regional teams. He was named Co-Coach of the Year in the South Central Region by the American Baseball Coaches Association in 2001. His No. 8 was retired by UT Arlington on Feb. 17, 2002.

Steve Macko Scholarship

Since the mid-1980s, the UT Arlington base-

Scholarship Winners

Table listing Steve Macko Scholarship winners from 2002-03 to 2010-11, including names like B.J. Brandenberger, Grant Varnell, Dillon Gee, Matthew Otteman, Brock Wilson, Chad Comer, and Chad Comer.

ball program has been enhanced by the generosity and support of Joe and Dorothy Macko. In memory of their son Steve, who was an All-American short-stop at Baylor University, and later played with the Chicago Cubs, the Macko family annually hosts events that attract hundreds of athletes. The proceeds from these events have created scholarships for baseball players at UT Arlington, Baylor, Texas

Wesleyan, McLennan Junior College and Dallas Bishop Lynch High School. The Macko family has been great supporters of high school and college baseball for many years. Joe Macko is a veteran of 54 years in professional baseball. He hit 306 home runs during a 15-year minor league career and spent 30 years as equipment and clubhouse manager for the Texas Rangers.

Scholarship Winners

Table listing James V. Leggett Jr. Scholarship winners from 2000-01 to 2010-11, including names like Daniel Ortmeier, Wes Detwiler, Josh McSpadden, Aaron Batlle, James Smith, Danny Slinkman, Matthew Otteman, Michael Choice, and Preston Beck.

James V. Leggett Jr. Scholarship

The James V. Leggett Jr. Academic/Athletic Endowed Baseball Scholarship was established in the 2004-05 academic year in honor of James V. Leggett Jr., a local business entrepreneur who had a long history of supporting various charities and educational projects. The scholarship was formed by family and friends of Leggett. The student-athlete must also major in business or a related field.

Scholarship Winners

Table listing James V. Leggett Jr. Scholarship winners from 2004-05 to 2010-11, including names like Blake Pierson, Brock Wilson, Brandon Endsley, Jay Pitschka, and Jordan Vaughn.



UT ARLINGTON ALL-TIME LETTER WINNERS

A

Table listing letter winners under 'A' with names and years.

B

Table listing letter winners under 'B' with names and years.

C

Table listing letter winners under 'C' with names and years.

D

Table listing letter winners under 'D' with names and years.

E

Table listing letter winners under 'E' with names and years.

F

Table listing letter winners under 'F' with names and years.

G

Table listing letter winners under 'G' with names and years.

H

Table listing letter winners under 'H' with names and years.

I

Table listing letter winners under 'I' with names and years.

J

Table listing letter winners under 'J' with names and years.

K

Table listing letter winners under 'K' with names and years.

L

Table listing letter winners under 'L' with names and years.

Table listing letter winners under 'M' with names and years.

M

Table listing letter winners under 'M' with names and years.



UT ARLINGTON ALL-TIME LETTER WINNERS

Levi Ness	2000-01
David Newby	2006-07
Joe Newman	2005
Robbie Nicholson	1997-98
Jeff Nollen	2007-08

O

Michael Oberto	2011-12
Chris Olson	1996
Nick Orr	2010-11
Daniel Ortmeier	2000-02
Doug Osterloh	1974-75
Matt Otteman	2006-09
Mark Otto	1985
Dave Owen	1977-79

P

Dennis Padgett	1974
Mike Palazzini	1974-75
Paul Paramo	1989-90
Doug Patty	1994
Gary Paul	1990
Jesse Payne	2010-11
Hunter Pence	2003-04
Roger Piacenti	1982-83
Mark Picca	2008-11
Blake Pierson	2003-04-05
Jake Pinchback	2010-12
Jay Pitschka	2008-09
Bruce Pool	1991-92
Ken Porterfield	1994
Marc Poss	1974-75
Chris Powell	1976
Howard Prager	1986-89
Bill Pratt	1978
Darrell Preston	2001-04
Chad Price	2008-09
Josh Prince	1995
Calan Pritchard	2010-11
Melvin Pugh	1974
Chris Pulido	1994-95
Aaron Pullin	2000-03
Mitch Putman	2007-09

R

Leo Radkowski	2007
James Rains	1984-87
Evan Raley	2008-09
Junior Ramirez	2001
Brian Reagan	1988-90
Collin Reynolds	2011-12
Craig Rich	1994
Ryan Riddle	2006
Daniel Rieder	2006-07
Chris Roberts	1995
Ryan Roberts	2002-03
Paul Robinson	1980-81
Ryan Robinson	2008-09
Jeff Rodgers	1980
David Rodriguez	1985-86
Price Rogers	1996
Keith Romere	1979
Ken Rose	1981-84
William Rose	1990-92
Steve Roznos	1985
Jose Rubiera	1990-91
Roy Rudewick	1987
Kyle Rudy	2006-07
Dane Ryan	2004-05

S

Shain Sackett	1989-90
Lonnie Salyers	1970-73
Cade Sanchez	1998-99
Matthew Sartor	2006-07
John Sauerhage	1983
Andy Sauter	2007-09
Dave Scallan	1991
Ryan Scott	2012
Raymond Schuster	1987-89
Erik Seiberlich	1997-99
Jason Severson	2001-02

Scott Sexton	1992-93, 1995
Mark Shephard	1997-98
Jimmy Shewmake	1973-74, 1976
Randy Shipman	1985
Mark Shoop	1987, 1989
Rob Siek	1975
Colt Simon	2007
Bobby Sims	1970-72
Dan Sims	1996-97
James Sinor	1994
Brent Skillman	1969-72
Matt Skinner	1984-85
Danny Slinkman	2006-08
Danny Smith	1978-81
Dewitt Smith	2000
James Smith	2006
Jason Smith	1990, 1992-93
Kyle Smith	1990-91
Rahn Smith	1996-98
Mike Snapp	2001-04
David Sobczak	1996-99
Mike Spain	1969
Matt Splawn	1995-96
Tim Steggall	2009
Jeff Stephens	1990-93
Justin Stevens	2005-06
Jimmy Stewart	1970-73
Jeff Storms	2008-09
Paul Stovall	1995
Ricky Stover	2003
Steve Sullivan	1983-84
Garry Sutherland	1975-76
Greg Sutphin	1982
Jeff Swope	1981-82

T

Brian Tambone	1995
Chris Taylor	2006-07
Chris Taylor	2003
Jerald Templin	1974
Ken Thomas	1996
Kyle Thomason	2005-06
Zach Thompson	2012
Randy Thorpe	1978-81
Judd Thrower	1999
Todd Toomer	1992
Victor Toro	1980
Ricky Trussell	1980-81
Jimmy Turner	1973
Ricky Turner	1978-80
Rocky Turner	1993-94
Terry Twomey	1970-71

U

David Upchurch	1994
Mike Ulring	1990

V

Ernie Valamides	1978-79
Richard Valenta	1977-80
Grant Varnell	2004-05
Rett Varner	2008-10
Pat Varni	1986-89
Jordan Vaughn	2009-12
Dennis Vazzi	1974-76
Tony Vilaros	1989-90
Jorge Villalba	1981
Mark Visosky	1973-76

W

Mark Wade	1978-79
Joe Wakeland	1974-75
Brody Walker	2010-11
Gary Walker	1978-79
Ryan Walker	2011
Nathan Warrick	2005
Jason Watkins	1991-92
Steve Watkins	1969
Brandon Watson	2001-02
Brian Watson	2008-10
Gene Watson	1990
Chase Weaver	2011-2

Matt Webb	1987-90
Brad Weber	1989-90
Boomer Welles	2005
Adam Westbrook	2011-12
Josh Westrom	1995
David Whisonant	1975-76
Mike White	1976-78
Wes White	1970-71
Jay Wiederhold	1979-80
Fred Wilburn	1980-83
Richard Wilkinson	1977-80
Scott Williams	2002-03, 2005
Terry Williams	1980
Ted Williams	1984
B.G. Wilson	1993-96
Brock Wilson	2005-08
Tony Wilson	1969-72
Bob Wingard	1978-79
Kennedy Winn	2012
Robby Winn	2006
Wess Winn	1994-95
Billy Womack	1972-74
Brett Wood	1999
Pat Woodruff	1987-88
Barry Worden	1969
Eric Wright	2009
Mike Wyant	1973-74

Y

David York	1970-72
Othel Young	1984, 1986-87

Z

Chet Zachry	1994
Dave Zech	1985
Ted Zeigler	1989

Bold indicates returning letterwinners