

OREGON



2013 FOOTBALL



OREGON



2013 FOOTBALL



OREGON FOOTBALL

2013 ALMANAC

GENERAL INFORMATION

Quick Facts _____	2
Media Information _____	3
Rosters _____	4
Pronunciation Guide _____	5

STUDENT-ATHLETE PROFILES

Addison, C. Allen, D. Allen _____	7
Amoako, Armstead, Armstrong _____	8
Ausherman, Ava, Bafaro, Bair _____	9
Balducci, Bassett, Baylis, Bedbury _____	10
Benoit, Benyard, Brenner, Brown _____	11
Buckner, Butterfield _____	12
Carriger, Carrington, Cassell, _____	13
Coleman, Crook, Daniel _____	14
Daniels, Dargan, Delaney _____	15
Dixon, Dungy _____	16
Dunmore, Ebert, Ekpre-Olomu _____	17
Euscher, Fisher _____	18
Forde, French _____	19
Garrity, George, Grasu _____	20
Greig, Hagen, Haines _____	21
Hardrick, Hart _____	22
Hawkins _____	23
Havili-Heimuli, Hill _____	24
Hobbs, Howell, Huff _____	25
Hunt, Jackson _____	26
Johnstone, Ka'ai _____	27
Kafovalu, Kamp, Keliikipi _____	28
Kelley, Lockie _____	29
Lokombo, Lowe _____	30
Lyerla _____	31
Maldonado, Malone _____	32
Manns, Mariota _____	33
Marshall, Mathis _____	34
Mattingly, McCandless, McFadden, Mitchell _____	35
Mundt, Patterson _____	36
Pierson, Pisarcik, Prater _____	37
Prevot, Robinson, Rodrigues, Roseberry _____	38

Seisay, Solis, Stanford, Stanton _____	39
Stevens, Teague _____	40
Thomas _____	41
G. Thompson, J. Thompson _____	42
Tyner, Voeller, Walker, Washington _____	43
Williams, Wogan, Yim, Yruretagoyena _____	44

COACHING STAFF

Helfrich _____	46
Aliotti _____	48
Frost _____	49
Osborne _____	50
Aiken _____	51
Campbell _____	52
Greatwood _____	53
Lubick _____	54
Neal _____	55
Pellum _____	56
Radcliffe, Graduate Assistants, Interns _____	57

2012 SEASON REVIEW

Team Statistics _____	59
Individual Statistics _____	59
Defensive Leaders _____	61
Individual Game-by-Game _____	62
Game-by-Game Starters _____	65
Individual Awards and Honors _____	66
Scoring Drives _____	67
Individual and Team Game Highs _____	69
The Last Time... _____	70
Game Summaries _____	72



OREGON FOOTBALL HISTORY

Individual Single-Game Records _____	86
Individual Season Records _____	88
Individual Career Records _____	90
Individual Records Summary _____	92
Team Records Summary _____	94
Annual Leaders _____	95
Annual Team Statistics _____	98
1,000-yard Rushers _____	100
100-yard Rushers _____	103
100-yard Receivers _____	108
250-yard Passers _____	111
300-yard Passers _____	112
Hall of Fame Ducks _____	113
Ducks in the NFL Draft _____	114
Ducks in the Super Bowl _____	115
All-Americans _____	116
Honor Roll _____	117
All-Conference Honors _____	118
Senior Postseason Participants _____	119
Oregon Award Winners _____	120
Notable Oregon Standouts _____	123
All-Time Assistant Coaches _____	128
All-Time Lettermen _____	129
Annual Coaching Ledger _____	133
Year-by-Year Results _____	134
UO vs. 2013 Opponents _____	140
UO All-Time vs. Opponents _____	142
All-Time National Rankings _____	143
UO Bowl Game Summaries _____	145
Autzen Stadium _____	160
All-Time Top Crowds _____	160
Autzen Stadium Records _____	161
Autzen Year-by-Year Attendance _____	162

OREGON ADMINISTRATION

President Michael Gottfredson _____	165
AD Rob Mullens _____	165
2013-14 Bowl Schedule _____	166



118TH SEASON OF OREGON FOOTBALL

GENERAL INFORMATION

Location Eugene, Ore.
 Founded 1876
 Enrollment 24,500
 Nickname Ducks
 Colors Green and Yellow
 Stadium (Capacity) Autzen (54,000)
 Playing Surface FieldTurf
 Conference Pac-12
 First Football Season 1894
 President Michael R. Gottfredson
 Faculty Representative James O'Fallon
 Athletics Website www.GoDucks.com
 Facebook www.facebook.com/winthewday
 Twitter @WinTheDay (Football), @GoDucks (General)

ATHLETICS DEPARTMENT... (541) 346-4481

Director of Athletics Rob Mullens
 Executive Sr. Associate Athletics Director Jim Bartko
 Executive Sr. Associate Athletics Director/Finance & Admin. Eric Roedel
 Sr. Associate AD/Facilities, Events & Operations Mike Duncan
 Sr. Associate AD/Chief Compliance Officer Jody Sykes
 Sr. Associate AD/FB Admin. & Operations Jeff Hawkins
 Sr. Associate AD/Senior Woman Administrator Lisa Peterson
 Sr. Associate AD/Marketing & Public Relations Craig Pintens
 Associate AD/Facilities & Capital Construction Bob Beals
 Associate AD Vin Lananna
 Associate AD Herb Yamanaka

FOOTBALL STAFF... (541) 346-3825

Head Coach. Mark Helfrich (Southern Oregon '96)
 Record at Oregon First Year
 Career Record First Year

Assistant Coaches

Defensive Coordinator/Outside Linebackers Nick Aliotti (UC Davis '76)
 Defensive Line Ron Aiken (North Carolina A&T '77)
 Running Backs Gary Campbell (UCLA '73)
 Wide Receivers/Passing Game Coordinator Matt Lubick (Colorado State '95)
 Offensive Line/Running Game Coordinator Steve Greatwood (Oregon '80)
 Offensive Coordinator/Quarterbacks Scott Frost (Nebraska '97)
 Defensive Secondary John Neal (BYU '80)
 Special Teams Coordinator/Tight Ends Tom Osborne (Washington State '83)
 Inside Linebackers/Recruiting Coordinator Don Pellum (Oregon '85)
 Director of Strength & Conditioning Jim Radcliffe (Pacific '80)
 Graduate Assistants.. Joe Bernardi, Cha'pelle Brown,
 Nate Costa, Mike Keldorf
 Football Interns. Matt Noyer, Carlos Polk

Support Staff

Operations Assistant Callie Evans (Oregon '08)
 Asst. AD/Director of Football Operations Kyle Wiest (Oregon '04)
 Asst. AD/FB Player Development Horace Raymond (Tulane '98)
 Academic Coordinator Tim Bruegman (Eastern Washington '96)
 Asst. Director of FB Operations/Recruiting Jim Fisher (Michigan '05)
 Director of High School Relations Sean Dillon (Valparaiso '08)
 Asst. Strength & Cond. Coaches Mark Dillon, Joel Favor
 Director of Athletic Medicine Dr. Greg Skaggs (Creighton '88)
 Assoc. Dir., Athletic Medicine/Football Kevin Steil (Chico State '89)
 Assoc. Dir., Athletic Medicine Kim Terrell (Oregon '81)
 Asst. AD/Director of Communications Andy McNamara (Maine '96)
 Exec. Asst. AD/Director, FB Communications David Williford (Kansas '77)
 Director of Equipment Operations. Aaron Wasson (Kentucky '00)
 Equipment Manager Kenny Farr (Oregon '02)
 Video Coordinator Steve Pohl (Georgetown College '92)
 Asst. Video Coordinator Eric Day (Purdue '07)
 Director/Sports Nutrition Adam Korzun (Boston University '05)
 Sports Science Coordinator James Hanisch (South Australia '06)

FOOTBALL FACTS

2012 Record 12-1
 2012 Pac-12 Record/Finish 8-1/T1st, North Division
 2012 Final National Ranking No. 2 USA Today/No. 2 AP
 All-Time Record 602-473-46 (.558)
 All-Time Pac-12 Record 288-304-20 (.487)
 Lettermen Returning (Off., Def., ST)/Lost. 56 (28, 26, 2)/20
 Starters Returning/Lost. 16/8
 All-America Honorees Returning/Lost 0/1
 All-Pac-12 Honorees Returning/Lost 3/2
 All-Time Bowl Record 11-15
 Bowl Appearances Since 1990 19
 BCS Bowl Record 3-2
 Last BCS Bowl 2013 Fiesta Bowl vs. Kansas State (W, 35-17)
 All-Time All-America Awards 29
 Unanimous/Consensus All-America Awards 1/6
 College Football Hall of Fame Inductees 7
 Pro Football Hall of Fame Inductees. 6

Offensive Starters Returning (8) - career stats

RT Jake Fisher (Jr., 24 GS); C Hroniss Grasu (Jr., 27 GS); WR Josh Huff (Sr., 82 rec, 1226 yds, 12 TD); LT Tyler Johnstone (So., 13 GS); WR Keanon Lowe (Jr., 22 rec, 244 yds, 3 TD); TE Colt Lyerla (Jr., 32 rec, 539 yds, 11 TD); QB Marcus Mariota (So., 230-336-6, 32 TD; 106 carries, 752 yds, 5 TD); RB/WR De'Anthony Thomas (Jr., 147 carries, 1330 yds, 18 TD; 91 rec, 1050 yds, 14 TD)

Offensive Starters Lost (3) - career stats

RB Kenjon Barner (583 carries, 3623 yds, 41 TD; 54 rec, 591 yds, 7 TD); RG/LG Ryan Clanton (13 GS); RG Nick Cody (20 GS)/LG Kyle Long (5 GS)

Defensive Starters Returning (7) - career stats

CB Ifo Ekpere-Olomu (Jr., 97 TT, 4 INT, 24 PBU); DE Taylor Hart (Sr., 98 TT, 16 TFL-63 yds, 12.5 QBX-60 yds); SS Brian Jackson (Sr., 112 TT, 3 INT, 9 PBU); DT Wade Keliikipi (Sr., 63 TT, 6.0 TFL-29 yds, 3.5 QBX-23 yds); LB Boseko Lokombo (Sr., 108 TT, 10.0 TFL-47 yds, 4.0 TFL-30 yds, 4 INT); CB Terrance Mitchell (Jr., 85 TT, 2 INT, 20 PBU); FS Avery Patterson (Sr., 118 TT, 4 INT, 9 PBU)

Defensive Starters Lost (4) - career stats

LB Kiko Alonso (143 TT, 21.0 TFL-55 yds, 3.5 QBX-18 yds); LB Michael Clay (277 TT, 21.0 TFL-84 yds, 7.0 QBX-54 yds, 3 INT, 4 FR, 3 FF); DE Dion Jordan (121 TT, 19.0 TFL-144 yds, 14.5 QBX-49.5 yds), DT Isaac Remington (53 TT, 8.0 TFL-27 yds, 2.5 QBX-17 yds)

Specialists Returning (3)

LS Drew Howell (Sr.); PK Alejandro Maldonado (Sr., 10-18 FG, 95-97 PAT, 154 KO, 61.2 avg, 14 TB), KR De'Anthony Thomas (Jr., 52 KOR, 26.4 avg, 3 TD, 16 PR, 17.2 avg, 1 TD)

2013 SCHEDULE

A31 NICHOLLS Eugene
 S7 at Virginia Charlottesville
 S14 TENNESSEE Eugene
 S28 *CALIFORNIA Eugene
 O5 *at Colorado Boulder
 O12 *at Washington Seattle
 O19 *WASHINGTON STATE Eugene
 O26 *UCLA Eugene
 N7 *at Stanford Stanford
 N16 *UTAH Eugene
 N23 *at Arizona Tucson
 N29 *OREGON STATE Eugene
 D7 Pac-12 Champ. TBD

2012 RESULTS

S1 ARKANSAS STATE W 57-34
 S8 FRESNO STATE W 42-25
 S15 TENNESSEE TECH W 63-14
 S22 *ARIZONA W 49-0
 S29 *Washington State^ W 51-26
 O6 *WASHINGTON W 52-21
 O18 *at Arizona State W 43-21
 O27 *COLORADO W 70-14
 N3 *at USC W 62-51
 N10 *at California W 59-17
 N17 *STANFORD ot L 17-14
 N24 *at Oregon State W 48-24
 J3 +Kansas State W 35-17

* Pac-12 Conference Game

^ @Seattle
 + Fiesta Bowl
 * Pac-12 Conference Games

Credits

Editors: Andy McNamara, Dave Williford
 Contributors: Cameron Harati, Bergen Houston, Kaili Kasperek, Sam Katzman, Ana Proehl

Photographers: Eric Evans, John Giustina, Geoff Thurner, Steve Dykes

Cover Design: Michael Garabedian

Printing: University of Oregon Printing Services

For the latest information about Oregon Football, visit the official UO athletics website: www.GoDucks.com

MEDIA INFORMATION

MEDIA AVAILABILITY

Mark Helfrich will be available to all media via a weekly press conference every Tuesday beginning at 11:30 a.m. (PT). Participants may take part in the media availability in person at a site to be determined. To gather more information on the availability or notify the Office of Athletic Communications of your intent to take part, please call (541) 346-5488.

INTERVIEW POLICIES

All interview requests for players and coaches require 24 hours notice and must go through the Athletic Communications Office. Interviews will take place during a 15-minute window at the conclusion of each practice. No player interviews will be granted on the day before a game.

CREDENTIALS

Requests for press box and photo credentials for all games at Autzen Stadium must be made as far in advance as possible to the Director of Football Communications. E-mail requests must be submitted to diw@uoregon.edu. When time permits, credentials will be mailed. Otherwise, credentials will be left at Will Call, located at the ticket booth near the South Gate. Defined priority for receiving credentials will be as follows: (1) Representatives of outlets requiring daily deadlines, commercial television stations, OSN affiliate radio stations, nationally circulated publications and outlets who regularly cover the visiting team; (2) Area weekly and periodical publications, radio stations not affiliated with the OSN and additional campus outlets. Outlets that regularly cover the Ducks will receive a higher priority. Visiting representatives also are encouraged to inform their local SID of pending coverage.

PARKING

A limited number of parking passes will be made available through the Oregon Athletic Communications Office. Access to parking (Lots 8 and 9) may be obtained via Leo Harris Parkway directly south of the stadium press box.

TELEPHONES & INTERNET

Oregon will have telephones in the press box for use with third-party, collect or credit card calls only. Access instructions for wireless internet can be obtained outside the Athletic Communications workroom.

PHOTOGRAPHERS

All photographers must check out a photo vest prior to kickoff at the Athletic Communications workroom in the press box. Credentialed personnel working the sidelines must obey the NCAA rules pertaining to sideline boundaries. Photographers are to be no closer than six feet to the playing field and must be outside the 25-yard lines at each end of the field. Photographers are not allowed inside the team boxes. Passes and vests must be worn in an easily visible manner by all photographers in all weather conditions. A work area to send digital photos is located underneath the stands in the east end zone. Television videographers wishing to setup tripods in the Post-Game Interview Room prior to the game for the post-game press conference must do so two-and-a-half hours before kickoff.

LOCKER ROOMS

Oregon's locker room is located in the new Football Operations Center, west of the Casanova Center. The visitor's locker room is located at the east end of Autzen Stadium. The home locker room is closed following the game, but Oregon's postgame interviews are conducted in an area adjacent to the locker room in the Football Operations Center. For the visiting team's postgame interview policy, contact the visiting SID.

OREGON SPORTS NETWORK

The Oregon Sports Network, now under the oversight of Oregon IMG Sports Marketing, begins its 27th season of operation within the athletics department, continuing to broadcast all Oregon football, men's and women's basketball contests and coaches shows exclusively along its state-wide affiliate network.

Veteran Oregon sportscaster Jerry Allen, now in his 27th year as the Ducks' popular radio play-by-play voice, is joined by former UO quarterback Mike Jorgensen for his 24th season.

The cornerstones of the Oregon Sports Network are Cumulus Broadcasting (KUGN, 590-AM) in Eugene/Springfield and Alpha Broadcasting (750 The Game [AM]) in Portland. KUGN has been the Eugene broadcast partner for the last 19 years, while KXL has been part of the network since its inception.

PAC-12 NETWORKS

Select Oregon football games will be televised live on Pac-12 Networks, including home games vs. Nicholls (Aug. 31) and California (Sept. 28). The conference's full-time linear television networks, which will feature one national and six regional networks, is in its second year of operation.

UO ATHLETIC COMMUNICATIONS

Len Casanova Center
2727 Leo Harris Parkway, Suite 244
Eugene, OR 97401
PH: 541-346-5488

David Williford

Exec. Asst. AD/Dir. of FB Comm.
Office: 541-346-2251
Mobile: 541-729-6801
E-mail: diw@uoregon.edu



Andy McNamara

Asst. AD/Dir. of Communications
Office: 541-346-2253
Mobile: 541-543-0123
E-mail: mcnamara@uoregon.edu
Twitter: @McNamaraUO



ATHLETIC COMMUNICATIONS STAFF

Greg Walker

Associate Director
541-346-2252 • gswalker@uoregon.edu

Todd Miles

Associate Director • @MilesUO
541-346-0962 • miles@uoregon.edu

Rob Moseley

Editor, GoDucks.com • @DuckFootball
541-346-2250 • rmoseley@uoregon.edu

Brady Johnson

Communications Assistant • @BradyJohnson17
541-346-5475 • bradyj@uoregon.edu

Casey Johnson

Communications Assistant • @cj1789
541-346-5532 • cjohn17@uoregon.edu

AUTZEN PRESS BOX: 541-346-7074



NUMERICAL

No.	Name	Pos.
1	Josh Huff	WR
2	Tyree Robinson	ATH
3	Dior Mathis	CB
3	Jake Rodrigues	QB
4	Erick Dargan	S
5	Issac Dixon	DB
6	De'Anthony Thomas	RB
7	Keanon Lowe	WR
8	Reggie Daniels	DB
8	Marcus Mariota	QB
9	Arik Armstead	DL
9	Byron Marshall	RB
10	Damion Hobbs	QB
10	Chris Seisay	DB
11	Bralon Addison	WR
12	Brian Jackson	S
13	Devon Allen	WR
13	Troy Hill	CB
14	Ifo Ekpre-Olomu	CB
14	Dustin Haines	QB
15	Colt Lyerla	TE
16	Daryle Hawkins	WR
17	Jeff Lockie	QB
17	Juwaan Williams	ATH
18	Dwayne Stanford	WR
19	Eric Dungy	WR
19	Tyrell Robinson	ATH
20	Chance Allen	WR
21	Avery Patterson	S
22	Derrick Malone Jr.	LB
23	B.J. Kelley	WR
24	Thomas Tyner	RB
25	Boseko Lokombo	LB
26	Ben Butterfield	WR
27	Terrance Mitchell	CB
28	Eric Amoako	DB
29	Stephen Amoako	DB
30	Dylan Ausherman	K
30	Ayele Forde	RB
31	Kenny Bassett	RB
31	Oshay Dunmore	DB
32	Evan Baylis	TE
32	Bobby Dunn	DB
33	Tyson Coleman	LB
34	Rahim Cassell	LB
34	Lane Roseberry	RB
35	Joe Walker	LB
36	Kani Benoit	RB
37	Michael Manns	DB
37	Jordan Thompson	RB
38	Mike Garrity	LB
39	Drew Howell	LS
40	Brett Bafaro	LB
41	Alejandro Maldonado	K/P
41	Blake Stanton	WR
42	Cody Carriger	DE
43	Bronson Yim	DB
44	DeForest Buckner	DL
45	T.J. Daniel	DE
46	Danny Mattingly	LB
48	Rodney Hardrick	LB
48	Eric Solis	K

2013 OREGON FOOTBALL FALL ALPHABETICAL ROSTER

No.	Name	Pos.	Ht.	Wt.	Cl.-Exp.	Hometown (Last School/HS)
11	Addison, Bralon	WR	5-10	181	So.-1L	Missouri City, TX (Fort Bend Hightower)
20	Allen, Chance	WR	6-2	199	Fr.-RS*	Missouri City, TX (Fort Bend Elkins)
13	Allen, Devon	WR	6-0	187	Fr.-HS	Phoenix, AZ (Brophy Prep)
28	Amoako, Eric	DB	5-11	193	Fr.-RS*	Arlington, TX (Martin)
29	Amoako, Stephen	DB	5-11	197	Fr.-RS*	Arlington, TX (Martin)
9	Armstead, Arik	DL	6-8	280	So.-1L	Sacramento, CA (Pleasant Grove)
78	Armstrong, Karrington	OL	6-3	293	Sr.-2L*	Reno, NV (McQueen)
30	Ausherman, Dylan	K	6-3	177	Jr.-RS*	Visalia, CA (College of the Sequoias/El Diamante)
51	Ava, Isaac	LB	5-10	260	Jr.-1L*	Ewa Beach, HI (St. Louis)
40	Bafaro, Brett	LB	6-2	219	Fr.-RS*	Hillsboro, OR (Liberty)
84	Bair, Stetzon	DL	6-9	276	So.-RS*	St. Anthony, ID (Iowa Western CC/South Fremont)
56	Balducci, Alex	DL	6-4	297	So.-1L	Portland, OR (Central Catholic)
31	Bassett, Kenny	RB	5-9	182	Jr.-1L*	Beverly Hills, CA (Beverly Hills)
32	Baylis, Evan	TE	6-6	245	Fr.-RS*	Centennial, CO (Grandview)
88	Bedbury, Jeff	WR	6-0	190	Jr.-SQ*	Eugene, OR (Marist)
36	Benoit, Kani	RB	6-0	200	Fr.-HS	Phoenix, AZ (Phoenix Thunderbird)
71	Benyard III, Everett	OL	6-7	308	Sr.-2L*	San Diego, CA (Cathedral Catholic)
57	Brenner, Doug	OL	6-2	279	Fr.-HS	Portland, OR (Jesuit)
85	Brown, Pharaoh	TE	6-6	241	So.-1L	Lyndhurst, OH (Brush)
44	Buckner, DeForest	DL	6-7	286	So.-1L	Waianae, HI (Punahou)
26	Butterfield, Ben	DB	6-0	190	Sr.-2L*	Sherwood, OR (Sherwood)
42	Carriger, Cody	DL	6-6	242	Fr.-RS*	Butte, MT (Butte)
87	Carrington, Darren	WR	6-2	186	Fr.-HS	San Diego, CA (Horizon)
34	Cassell, Rahim	LB	6-0	218	So.-1L*	Lakewood, CA (Lakewood)
33	Coleman, Tyson	LB	6-1	223	So.-1L*	Lake Oswego, OR (Lake Oswego)
97	Crook, Hayden	K	5-10	158	Fr.-RS*	Bend, OR (Bend)
45	Daniel, T.J.	DE	6-6	253	So.-1L	Oakland, CA (Bishop O'Dowd)
8	Daniels, Reggie	DB	6-1	208	Fr.-RS*	Chandler, AZ (Hamilton)
4	Dargan, Erick	S	5-11	212	Jr.-2L*	Pittsburg, CA (Pittsburg)
84	Delaney, Chad	WR	6-0	178	Sr.-2L*	Elmira, OR (Elmira)
5	Dixon, Issac	DB	5-11	193	So.-SQ*	Opa Locka, FL (Monsignor Pace)
19	Dungy, Eric	WR	6-1	181	Jr.-2L*	Tampa, FL (Plant)
31	Dunmore, Oshay	DB	6-2	207	Fr.-RS*	Newport, OR (Newport)
32	Dunn, Bobby	DB	6-3	188	So.-HS	New Orleans, LA (Jesuit)
97	Ebert, Jared	DL	6-5	275	Sr.-SQ*	Iowa City, IA (Iowa Western CC/Iowa City West)
14	Ekpre-Olomu, Ifo	CB	5-10	185	Jr.-2L	Chino Hills, CA (Chino Hills)
58	Euscher, James	OL	6-7	299	So.-1L*	Aloha, OR (Aloha)
75	Fisher, Jake	OL	6-6	291	Jr.-2L	Traverse City, MI (Traverse City West)
30	Forde, Ayele	RB	5-7	181	Jr.-2L*	Victorville, CA (Silverado)
96	French, Christian	DE	6-5	244	So.-1L*	Cedar Rapids, IA (John F. Kennedy)
38	Garrity, Mike	LB	6-1	218	Jr.-SQ*	San Carlos, CA (Archbishop Riordan)
74	George, Elijah	OL	6-5	250	Fr.-HS	Las Vegas, NV (Arbor View)
55	Grasu, Hroniss	OL	6-3	297	Jr.-2L*	Los Angeles, CA (Crespi)
63	Greig, Mana	OL	5-11	287	Sr.-3L*	Waimanalo, HI (St. Louis)
50	Hagen, Ryan	DL	6-3	294	Sr.-2L*	Brea, CA (Troy)
14	Haines, Dustin	QB	6-3	209	Sr.-3L*	Eugene, OR (South Eugene)
48	Hardrick, Rodney	LB	6-1	243	Jr.-1L	Colton, CA (Colton)
66	Hart, Taylor	DE	6-6	287	Sr.-3L*	Tualatin, OR (Tualatin)
90	Havili-Heimuli, Ricky	DT	6-4	314	Sr.-3L	Glendale, UT (Brighton)
16	Hawkins, Daryle	WR	6-4	198	Sr.-3L*	Omaha, NE (Omaha Central)
13	Hill, Troy	CB	5-11	168	Jr.-2L*	Youngstown, OH (St. Boneventure [CA])
10	Hobbs, Damion	QB	6-2	195	Fr.-HS	Cedar Hill, TX (Cedar Hill)
39	Howell, Drew	LS	6-2	225	Sr.-3L	Tehachapi, CA (Tehechapi)
1	Huff, Josh	WR	5-11	202	Sr.-3L	Houston, TX (Nimitz)
77	Hunt, Cameron	OL	6-4	265	Fr.-HS	Corona, CA (Centennial)
12	Jackson, Brian	S	5-10	197	Sr.-3L*	Hoover, AL (Hoover)
64	Johnstone, Tyler	OL	6-6	277	So.-1L*	Chandler, AZ (Hamilton)
80	Ka'ai, Koa	TE	6-4	242	So.-1L*	Honolulu, HI (Kamehameha)
98	Kafovalu, David	DE	6-3	251	Jr.-1L*	Riverside, CA (Arlington)
99	Kamp, Sam	DL	6-4	258	So.-1L*	Mesa, AZ (Mountain View)

2013 OREGON FOOTBALL FALL ALPHABETICAL ROSTER

No.	Name	Pos.	Ht.	Wt.	Cl.-Exp.	Hometown (Last School/HS)
92	Keliikipi, Wade	DT	6-3	306	Sr.-3L*	Waianae, HI (Waianae)
23	Kelley, B.J.	WR	6-2	183	So.-1L*	Fresno, CA (Central)
81	Lee, Aaron	WR	6-1	192	Jr.-SQ*	Federal Way, WA (Decatur)
17	Lockie, Jeff	QB	6-2	194	Fr.-RS*	Alamo, CA (Monte Vista)
25	Lokombo, Boseko	LB	6-3	229	Sr.-3L*	Abbotsford, B.C. (W.J. Mouat Secondary)
7	Lowe, Keanon	WR	5-9	186	Jr.-2L*	Portland, OR (Jesuit)
15	Lyerla, Colt	TE	6-5	250	Jr.-2L	Hillsboro, OR (Hillsboro)
41	Maldonado, Alejandro	K/P	5-10	187	Sr.-2L	Colton, CA (Colton)
22	Malone Jr., Derrick	LB	6-2	212	Jr.-2L*	Colton, CA (Colton)
37	Manns, Michael	DB	5-11	171	Fr.-RS*	Molalla, OR (Molalla)
8	Mariota, Marcus	QB	6-4	211	So.-1L*	Honolulu, HI (St. Louis)
9	Marshall, Byron	RB	5-10	207	So.-1L	San Jose, CA (Valley Christian)
3	Mathis, Dior	CB	5-9	175	Jr.-2L*	Detroit, MI (Cass Tech)
46	Mattingly, Danny	LB	6-5	222	Fr.-HS	Spokane, WA (Mead)
57	McCandless, Ryan	DE	6-2	215	Fr.-RS*	Santa Rosa, CA (Cardinal Newman)
70	McFadden, Matt	OL	6-4	295	Fr.-RS*	Novato, CA (Marin Catholic)
27	Mitchell, Terrance	CB	6-0	189	Jr.-2L*	Sacramento, CA (Luther Burbank)
83	Mundt, John	TE	6-4	232	Fr.-HS	Modesto, CA (Central Catholic)
21	Patterson, Avery	S	5-10	189	Sr.-3L*	Pittsburg, CA (Pittsburg)
62	Pierson, Matt	OL	6-6	260	So.-SQ*	West Linn, OR (Jesuit)
76	Pisarcik, Jake	OL	6-2	290	Fr.-HS	Medford, NJ (Shawnee)
68	Prater, Jamal	OL	6-4	281	So.-SQ*	Etiwanda, CA (Etiwanda)
86	Prevot, Torrodne	LB	6-3	214	Fr.-HS	Houston, TX (Alief Taylor)
2	Robinson, Tyree	ATH	6-4	200	Fr.-HS	San Diego, CA (Lincoln)
19	Robinson, Tyrell	ATH	6-4	201	Fr.-HS	San Diego, CA (Lincoln)
3	Rodrigues, Jake	QB	6-3	217	Fr.-RS*	Rocklin, CA (Whitney)
34	Roseberry, Lane	RB	6-1	233	Fr.-RS*	Bly, OR (Lakeview)
10	Seisay, Chris	DB	6-1	177	Fr.-HS	American Canyon, CA (American Canyon)
48	Solis, Eric	K	5-10	178	Jr.-SQ*	Sherman Oaks, CA (Notre Dame)
18	Stanford, Dwayne	WR	6-5	197	So.-1L	Cincinnati, OH (Taft)
41	Stanton, Blake	WR	5-11	220	Jr.-1L*	Los Angeles, CA (Crespi)
54	Stevens, Hamani	OL	6-3	312	Jr.-2L*	Hemet, CA (Hemet)
65	Teague, Brian	OL	6-3	265	Sr.-2L*	Portland, OR (David Douglas)
69	Thomas, Brandon	OL	6-4	305	So.-SQ*	West Linn, OR (West Linn)
6	Thomas, De'Anthony	RB	5-9	169	Jr.-2L	Los Angeles, CA (Crenshaw)
59	Thompson, Grant	LB	5-11	224	Jr.-1L*	Cottage Grove, OR (Cottage Grove)
37	Thompson, Jordan	RB	5-8	180	Sr.-SQ*	Valencia, CA (Valencia)
24	Tyner, Thomas	RB	5-11	201	Fr.-HS	Aloha, OR (Aloha)
79	Voeller, Evan	OL	6-5	278	Fr.-HS	West Linn, OR (West Linn)
35	Walker, Joe	LB	6-2	219	So.-JC	Palos Verdes, CA (L.A. Harbor College/Palos Verdes)
91	Washington, Tony	DE	6-3	243	Jr.-2L*	Rancho Cucamonga, CA (Los Osos)
17	Williams, Juwaan	ATH	6-0	181	Fr.-HS	Tucker, GA (Tucker)
49	Wogan, Matt	K/P	6-2	197	Fr.-HS	Indian Trail, NC (Porter Ridge)
43	Yim, Bronson	DB	5-10	185	So.-SQ*	Kapahulu, HI (St. Louis)
72	Yruretagoyena, Andre	OL	6-5	279	So.-SQ*	Scottsdale, AZ (Chaparral)

*Utilized Redshirt Year

PRONUNCIATION GUIDE

Eric/Stephen Amoako
Kani Benoit
Rahim Cassell
Eric Dungy
Ifo Ekpre-Olomu
James Euscher
Ayele Forde
Hroniss Grasu
Mana Greig
Ricky Havili-Heimuli
Koa Ka'ai

ah-MOH-koh
 can-EYE ben-WAH
 cah-SELL
 dunn-jee
 ee-fo eck-pray-olo-muu
 USH-er
 uh-yay-lay FORD
 her-OH-niss GRASS-uu
 mah-nuh GREG
 hah-VEEL-ee - heh-MOO-lee
 KAI

Wade Keliikipi
Boseko Lokombo
Marcus Mariota
Jake Pisarcik
Torrodne Prevot
Jake Rodrigues
Chris Seisay
Hamani Stevens
Evan Voeller
Juwaan Williams
Andre Yruretagoyena

NUMERICAL


No.	Name	Pos.
49	Matt Wogan	K/P
50	Ryan Hagen	DL
51	Isaac Ava	LB
54	Hamani Stevens	OL
55	Hroniss Grasu	C
56	Alex Balducci	DL
57	Doug Brenner	OL
57	Ryan McCandless	DL
58	James Euscher	OL
59	Grant Thompson	LB
62	Matt Pierson	OL
63	Mana Greig	OL
64	Tyler Johnstone	OL
65	Brian Teague	OL
66	Taylor Hart	DE
68	Jamal Prater	OL
69	Brandon Thomas	OL
70	Matt McFadden	OL
71	Everett Benyard III	OL
72	Andre Yruretagoyena	OL
74	Elijah George	OL
75	Jake Fisher	OL
76	Jake Pisarcik	OL
77	Cameron Hunt	OL
78	Karrington Armstrong	OL
79	Evan Voeller	OL
80	Koa Ka'ai	TE
81	Aaron Lee	WR
83	John Mundt	TE
84	Stetson Bair	DL
84	Chad Delaney	WR
85	Pharaoh Brown	TE
86	Torrodne Prevot	LB
87	Darren Carrington	WR
88	Jeff Bedbury	WR
90	Ricky Havili-Heimuli	DT
91	Tony Washington	DE
92	Wade Keliikipi	DT
96	Christian French	DE
97	Hayden Crook	K
97	Jared Ebert	DL
98	David Kafovalu	DE
99	Sam Kamp	DL

GENERAL INFORMATION

kay-lee-ee-KEE-pee
 bo-SAY-ko lo-KOM-bo
 marr-ee-oh-tah
 pih-SAR-sik
 Tor-ROD-nee PREE-vo
 rod-REE-gez
 SEE-say
 hah-MAH-nee
 VOH-ler
 juu-WAHN
 ee-roo-rettah-go-AIN-ya

PLAYERS





Bralon Addison

11 | wide receiver

sophomore | 1L | 5-10 | 181

Missouri City, Texas

Fort Bend Hightower High School

2012 — Tied for fifth on squad with 22 receptions in addition to ranking sixth in receiving yards (243) and tied for fourth in touchdown catches (3) ... Also

returned a trio of kickoffs for 15.3-yard average and four punts for 4.8-yard breakdown ... Caught a single-game high four passes (23 yards) vs. Washington State in addition to three catches on four other occasions ... Accumulated an 83-yard effort (three catches) vs. Arizona, which included a 55-yard scoring reception ... Added touchdown catches against Arizona State and Colorado ... Returned all three of his kickoffs in the season's second game vs. Fresno State (46 yards) and punts against Arizona, Colorado (14 yards), Oregon State and Kansas State (Fiesta Bowl) ... Grabbed his only catch for 16 yards and a touchdown vs. Colorado, but also recorded two tackles in the win ... Credited with three catches for 48 yards in victory vs. Tennessee Tech ... In collegiate debut, caught three passes for 15 yards in win against Arkansas State.

BEFORE OREGON — The three-year letterwinner selected to the 2012 U.S. Army All-American game and played at wide receiver ... Primarily a quarterback for the Hurricanes, Addison was the Texas all-state first-team QB as a senior, completing 134 of 238 attempts for 2,158 yards and 22 touchdowns against only three interceptions ... Also rushed for 1,625 yards and 20 scores on 190 carries (8.6 avg.) on his way to all-Sun first-team honors ... As a junior, passed for 1,858 yards (118 of 199) and 28 touchdowns with just three interceptions and rushed 144 times for 1,068 yards (7.4 avg.) and 15 TDs ... Saw the bulk of his time at wide receiver during his sophomore campaign, catching 18 balls for 331 yards (18.4 avg.).

PERSONAL — Parents: Julius Addison and Sonya Swindell. Family: One brother, one sister. High School (Coach): Fort Bend Hightower (Barry Abercrombie), 2012. Major: Undeclared.

ADDISON'S CAREER STATISTICS

Rushing	G	Att	Yds	TD	Lg	Avg/C	Avg/G			
2012	13	1	-2	0	0	-2.0	-0.2			
Receiving	G	Rec	Yds	TD	Lg	Rec/G	Avg/C	Avg/G		
2012	13	22	243	3	55	1.7	11.0	18.7		
Scoring	G	TD	Rush	Pass	Retn	PAT	2PAT	FG	Total	Avg/G
2012	13	3	0	3	0	0	0	0	18	1.4
Punt Returns	G	No.	Yds	TD	Lg	Avg/R	Avg/G			
2012	13	4	19	0	14	4.8	1.5			
Kick Returns	G	No.	Yds	TD	Lg	Avg/R	Avg/G			
2012	13	3	46	0	20	15.3	3.5			
All Purpose	G	Rush	Rec	PR	KR	IR	Total	Avg/G		
2012	13	-2	243	19	46	0	306	23.5		
Tackles	G	UA	A	Total	TFL	Yds	PD	FF	FR	Blkd
2012	13	1	2	3	0.0	0	0	0	0	0

ADDISON'S CAREER BESTS

Points scored: 6, Arizona, 9/22/12; at ASU, 10/18/12; Colorado, 10/27/12
 Touchdowns: 1, Arizona, 09/22/12; at ASU, 10/18/12; Colorado, 10/27/12
 Rushing attempts: 1, Colorado, 10/27/12
 Rushing yards: -2, Colorado, 10/27/12 (1 carry)
 Receptions: 4, at Washington State, 9/29/12 (23 yards)
 Receiving yards: 83, Arizona, 9/22/12 (3 receptions)
 Receiving TDs: 1, Arizona, 9/22/12; at ASU, 10/18/12; Colorado, 10/27/12
 Long reception: 55, Arizona, 9/22/12
 All-purpose yards: 83, Arizona, 9/22/12
 Punt returns: 1, 4 times (14 yards)
 Punt return yards: 14, Colorado, 10/27/12 (1 return)
 Long punt return: 14, Colorado, 10/27/12
 Kick returns: 3, Fresno State, 9/8/12 (46 yards)
 Kick return yards: 46, Fresno State, 9/8/12 (3 returns)
 Long kick return: 20, Fresno State, 9/8/12
 Tackles: 2, Colorado, 10/27/12 (0-2)



Chance Allen

20 | wide receiver

redshirt freshman | 6-2 | 195


Missouri City, Texas

Fort Bend Elkins High School

2012 — Member of the scout team during his redshirt campaign ... Caught one pass for 20 yards in Spring Game.

BEFORE OREGON — A three-year letterwinner at Fort Bend Elkins under head coach Dennis Brantley ... 5A Texas Region III all-district selection ... Finished his prep career with 126 receptions for 1,920 yards and 22 touchdowns ... Led the Knights with 52 receptions for 892 yards and 10 touchdowns as a senior ... Caught 51 balls for 678 yards and eight TDs as a junior after posting totals of 23 catches, 350 yards and four scores as a sophomore ... Also a starting guard on the Knights' basketball team, ranking second on the squad in scoring as both a junior and a senior.

PERSONAL — Parents: Donald and Alycia Allen. Family: No brothers or sisters. High School (Coach): Fort Bend Elkins (Dennis Brantley), 2012. Major: Undeclared.



Devon Allen

13 | wide receiver


freshman | 6-0 | 187

Phoenix, Ariz.

Brophy Prep

BEFORE OREGON — The Rivals.com four-star prospect and 16th-ranked receiver in the country by

Scout.com grabbed 43 receptions for 749 yards and nine touchdowns his senior season to go along with 251 yards and five scores on the ground ... Selected to The Sporting News Top 125 (No. 104), averaged 62.4 receiving yards per game and 17.42 yards per catch ... Competed in the 2013 Semper Fidelis All-American Bowl and was named one of the top five performers through the week of practices before finishing with six catches for 65 yards and one touchdown in the game ... Earned Division I South All-Section III first-team honors as a wide receiver his final year for the Broncos, who finished the year advancing to the semifinals of the state playoffs with an 11-3 record under head coach Scooter Molander ... Also named to all-state specialist team as a punt returner, running back 10 punts for 178 yards ... Caught 44 passes for 844 yards and 14 TDs as a junior plus contributed three rushing TDs to rank third in the league in receiving yards and points ... Arizona Football Coaches Association Division I all-state performer as a wide receiver in 2011 ... Named first-team all-region as a sophomore after catching 60 passes for 915 yards and six touchdowns ... The prep track & field standout claimed the 2012 state titles in the 110-meter and 300-meter hurdles, setting state records in both events of 13.52 and 36.39, respectively.



Eric Amoako
28 | defensive back
redshirt freshman | 5-11 | 193
Arlington, Texas
Martin High School

2012 — Participated with the scout team during redshirt season.

BEFORE OREGON — As a senior, Amoako tallied 50 total tackles, six pass deflections and two interceptions as his team compiled a school-record 12-2 season ... Named second-team Class 5A all-Area team as a defensive back ... Considered the No. 25 defensive back nationally by Scout.com ... During his junior year he racked up 59 tackles, three interceptions, three pass deflections, two fumble recoveries and a pair of sacks on his way to being named to first-team all-league.

PERSONAL — Parents: Eric Amoako and Donna Rogers. Family: Two brothers, one sister. High School (Coach): Martin (Bob Wager), 2012. Major: Undeclared.




Stephen Amoako
29 | defensive back
redshirt freshman | 5-11 | 197
Arlington, Texas
Martin High School

2012 — Redshirt campaign, worked on the scout team ... Credited with five tackles (four solo) in Spring Game.

BEFORE OREGON — ... Earned second-team all-University Interscholastic League ... Named a Gatorade National Performer ... He totaled 20 tackles, five pass deflections and three interceptions during his senior season ... As a senior, played the defensive back position opposite of his brother Eric.

PERSONAL — Parents: Eric Amoako and Donna Rogers. Family: Two brothers, one sister. Martin (Bob Wager), 2012. Major: Undeclared.



Arik Armstead
9 | defensive line
sophomore | 1L | 6-8 | 280
Sacramento, Calif.
Pleasant Grove High School

2012 — Evolved into a major asset along the defensive line as a first-year collegian, displaying versatility to play either inside or on the perimeter ... Ranked fourth

on the team in tackles (26) among those coming off the bench, playing in all 13 games while earning a starting nod at California ... Recorded season-high four tackles in win over Colorado while picking up an assist for a tackle-for-loss of 1 yard ... Added trio of stops against Tennessee Tech and Washington, assisting with a quarterback sack vs. the Golden Eagles ... Had one tackle for a loss of 2 yards in win at Oregon State ... Credited with a pair of tackles on six other occasions, including two solo takedowns in his collegiate debut against Arkansas State ... Responsible for one quarterback hurry in addition to two tackles in victory vs. Arizona ... Joined the men's basketball team following the completion of the football season, redshirting for the program that claimed the Pac-12 Conference Tournament title and advanced to the NCAA Regional round.

BEFORE OREGON — A two-way standout on the defensive and offensive lines, selected to the U.S. Army All-American game and a member of the 2012 Parade All-America team ... Tallied 42 tackles, 3.5 sacks and broke up three passes in his final prep campaign, helping lead the Eagles to the California Sac-Joaquin Section Division I championship game ... Named to Cal-Hi Sports all-state first team as an offensive lineman ... 2011 Sac-Joaquin Section first-team offensive lineman ... Recorded 45 tackles, two sacks, two pass breakups, one blocked punt and one blocked field goal as a junior ... Named all-NorCal first-team selection on the offensive line, as well as first-team all-Metro by the Sacramento Bee during junior campaign ... Named Delta River League Lineman of the Year in 2010 ... Posted 39 tackles, two sacks, four pass breakups and recovered one fumble as a sophomore ... Also a two-year letterwinner in basketball.

PERSONAL — Parents: Guss and Christa Armstead. Family: One brother, one sister. High School (Coach): Pleasant Grove (Joe Cattolico), 2012. Major: Undeclared.

ARMSTEAD'S CAREER STATISTICS

Tackles	G	UA	A	Total	TFL	Yds	PD	FF	FR	Blkd
2012	13	11	15	26	2.0	7	0	0	0	0

Sacks	G	UA	A	Total	Yds
2012	13	0	1	0.5	4

ARMSTEAD'S CAREER BESTS

Tackles: 4, Colorado, 10/27/12 (0-4)
Tackles for loss: 1, at Oregon State, 11/24/12 (2 yards)
Sacks: .5, Tennessee Tech, 9/15/12 (4 yards)



Karrington Armstrong
78 | offensive line
redshirt senior | 2L | 6-3 | 293
Reno, Nev.
McQueen High School

2012 — Came off the bench as the primary reserve at center to appear in career-high nine games ... Tested among team's strongest offensive linemen following off-season workouts, clearing 330 lbs. in clean, 545 lbs. squat and 360 lbs. bench press.

2011 — Appeared in eight games ... Played a career-high 43 snaps in win over Missouri State.

2010 — Made lone appearance in win vs. Portland State ... Tops among all offensive linemen in the shuttle run (4.34) and squat lift (tie - 500 lbs) during winter testing. Squat tied for top mark on the team.

2009 — Redshirted his initial collegiate season.

BEFORE OREGON — A 2007 all-state selection at offensive guard ... Played offensive and defensive line for head coach Ken Dalton at McQueen High School of the Northern - High Desert League ... A three-star recruit according to both Rivals.com and Scout.com ... Ranked as the No. 48 offensive guard in the nation by Rivals.com and the No. 66 defensive tackle by Scout.com ... Team posted a flawless 14-0 record and won the state championship by defeating Palo Verde (Las Vegas), 13-12 ... Armstrong credited with four tackles in the contest ... The Lancers outscored their opponents, 579-100, including five shutouts (one in the playoffs) ... Also a state champion heavyweight wrestler in his junior season for coach Jeremy Mumm.

PERSONAL — Parents: Johnny Armstrong and Cristi Suraco. Family: One brother, one sister. High School (Coach): Robert McQueen (Ken Datton), 2009. Major: General Social Science/Psychology.



Dylan Ausherman

30 | kicker
redshirt junior | 6-3 | 177
Visalia, Calif.
College of the Sequoias/El Diamante High School

2012 — Redshirted his initial season . . . Averaged 41.2 yards on four punts in Spring Game.

BEFORE OREGON — Spent two years at College of the Sequoias, punting 67 times over 10 games in 2011 . . . Had six punts of 50-plus yards and dropped eight inside the 20-yard line against only one touchback . . . Student of the Chris Sailer Kicking school . . . Top punter at the Nike Summer Camp in Los Angeles in 2011 . . . Punted and played wide receiver at El Diamante High School . . . Helped the Miners to a 9-2 overall mark and unblemished 6-0 conference record as a senior, and an 11-2 (6-0) mark as a junior.

PERSONAL — Parents: Eddie Ausherman and Monica January. Family: Two sisters. Junior College (Coach): College of the Sequoias (Robert Dougherty), 2012. High School (Coach): El Diamante (Mark Rogers), 2010. Major: Sociology.



Isaac Ava

51 | linebacker
redshirt junior | 1L | 5-10 | 260
Ewa Beach, Hawaii
St. Louis High School

2012 — Forced a fumble and had one solo tackle in win at Arizona State . . . Added one tackle vs. Washington in one of 12 appearances . . . Posted

career-high two stops in win over Tennessee Tech . . . Recorded one stop in victory vs. Arkansas State . . . Accumulated four tackles and one interception for 3 yards in the Spring Game . . . Tested a best of 525 lbs. squat following off-season workouts.

2011 — Appeared in two games . . . Made first tackle of collegiate career in victory over Nevada.

2010 — Key member of the scout team during redshirt season . . . Recognized as team's scout team player of the week on defense for work during preparations leading up to win vs. Washington . . . Scout team player of the week on special teams for looks he provided in practice before victory vs. Arizona.

BEFORE OREGON — Earned Interscholastic League of Hawaii honorable mention . . . Named East Team all-star . . . 2009 Varsity Team Captain St. Louis Football.

PERSONAL — Parents: Muao and Falavia Ava. Family: One sister. High School (Coach): St. Louis (John Hao), 2010. Major: Sociology.


AVA'S CAREER STATISTICS

Tackles	G	UA	A	Total	TFL	Yds	PD	FF	FR	Blkd
2011	2	1	0	1	0.0	0	0	0	0	0
2012	12	2	3	5	0.0	0	0	1	0	0
TOTAL	14	3	3	6	0.0	0	0	1	0	0

AVA'S CAREER BESTS

Tackles: 2, Tennessee Tech, 9/15/12 (1-1)

Fumbles forced: 1, at Arizona State, 10/18/12



Brett Bafaro


40 | linebacker
redshirt freshman | 6-2 | 219
Hillsboro, Oregon
Liberty High School

2012 — Redshirt season, worked primarily on the scout team . . . Recorded three tackles in the Spring Game . . . Tested among best linebackers, posting a

450-lb. squat.

BEFORE OREGON — The two-way standout and three-year letterman recorded 91 total tackles, including six sacks and 10 tackles for loss . . . Rushed for 659 yards on 66 carries and hauled in 27 receptions for 373 yards, scoring a total of 10 touchdowns as a senior . . . Named to the all-state first-team at linebacker and was the Northwest Oregon Conference defensive player of the year . . . Selected second-team all-NWOC at running back . . . Invited to "The Opening" at the Nike campus, a football camp featuring 150 of the nation's top high school players . . . Lettered three years in baseball.

PERSONAL — Parents: Blayne and Anne Bafaro. Family: Two brothers. High School (Coach): Liberty (Eric Mahlum), 2012. Major: Undeclared.




Stetzon Bair

84 | defensive line
redshirt sophomore | 6-9 | 270
St. Anthony, Idaho
Iowa Western/South Fremont High School

2012 — Worked on the scout team during his redshirt campaign . . . Credited with three tackles in the Spring Game, including one tackle for loss for 4-yard setback.

BEFORE OREGON — Spent 2011 season at Iowa Western Community College, where he played under head coach Scott Strohmeier . . . In nine games at WCC, he compiled 22 total tackles, 10 tackles for loss, and seven sacks . . . As a senior at South Fremont High School in 2007, he totaled 41 tackles, two blocked punts and a sack on defense while hauling in 11 receptions for 152 yards and two touchdowns at tight end . . . Embarked on two-year religious mission following high school . . . Younger brother of former Oregon defensive tackle Brandon Bair, now with the Oakland Raiders.

PERSONAL — Spouse: Bethany. Parents: David and Brenda Miller, Terry and Lorena Bair. Family: Seven brothers, one sister. Junior College (Coach): Iowa Western CC (Scott Strohmeier), 2012. High School (Coach): South Fremont (Ben Hildebrand), 2008. Major: General Social Science.



Alex Balducci

56 | defensive line
sophomore | 1L | 6-4 | 297
Portland, Ore.
Central Catholic High School

2012 — Appeared in the final four games of the season when health of his teammates negated the luxury of a redshirt year ... Included was a starting nod vs. Stanford ... Made first collegiate tackle in victory at Oregon State ... Debuted in team's 10th game of the season at California ... Credited with two solo tackles in Spring Game, including one tackle for loss.

BEFORE OREGON — Played three seasons where he was named first-team all-state as both a defensive lineman and an offensive lineman and was named the Mt. Hood Conference and Class 6A Defensive Player of the Year in 2011 ... Selected to the U.S. Army All-American game, where he had two quarterback hurries and two tackles ... As a senior, tallied 68 tackles, including 40 solo stops, had seven sacks, deflected one pass, and forced two fumbles, while recovering one fumble ... Rams finished 10-3 and advanced to the semifinals of the OSAA Class 6A playoffs his final season.


PERSONAL — Parents: Ralph and Kathy Balducci. Family: One sister. High School (Coach): Central Catholic (Steve Pyne), 2012. Major: Undeclared.

BALDUCCI'S CAREER STATISTICS

Tackles	G	UA	A	Total	TFL	Yds	PD	FF	FR	Blkd
2012	4	0	1	1	0.0	0	0	0	0	0

BALDUCCI'S CAREER BESTS

Tackles: 1, at Oregon State, 11/24/12 (0-1)



Kenny Bassett

31 | running back
redshirt junior | 1L | 5-9 | 182
Beverly Hills, Calif.
Beverly Hills High School

2012 — Team's eighth-leading rusher made appearances in seven games ... Ran with football 16 times for 40 yards, including long gain of 7 yards vs. Washington State ... Carried the ball five times for 13 yards in win vs. Colorado ... Rushed for 16 yards on three attempts in victory vs. Washington State ... Had one carry for 1 yard in collegiate debut in victory over Arkansas State ... Was recipient of academic 2nd-team all-conference honors ... Led all running backs with 320-lb. bench press while setting the pace with 3.88-second shuttle run.

2011 — Benched 295 pounds during winter conditioning, tied for the best among running backs.

2010 — Worked on the scout team during redshirt season ... Was a two-time scout team player of the week, assisting in preparations leading up to wins over Tennessee (offense) and Arizona State (special teams).

BEFORE OREGON — Rushed for over 1,400 yards (7.60 avg.) with 14 touchdowns his junior season ... Named all-league running back first team in 2009 ... All-CIF running back in 2009 ... Also placed fifth in the CIF state finals in the 4x100 relay in 2010.

PERSONAL — Parents: Kenneth and Cory Bassett. Family: One brother, one sister. High School (Coach): Beverly Hills (Donald Paysinger), 2010. Major: Business Administration.

BASSETT'S CAREER STATISTICS

Rushing	G	Att	Yds	TD	Lg	Avg/C	Avg/G
2012	7	16	40	0	7	2.5	5.7

All Purpose	G	Rush	Rec	PR	KR	IR	Total	Avg/G
2012	7	40	0	0	0	0	40	5.7

BASSETT'S CAREER BESTS

Rushing attempts: 5, Colorado, 10/27/12 (13 yards)
Rushing yards: 16, at Washington State, 9/29/12 (3 carries)
Long run: 7, at Washington State, 9/29/12
All-purpose yards: 16, at Washington State, 9/29/12

HONORS AND AWARDS

2012

- Pac-12 Academic All-Conference 2nd Team



Evan Baylis


32 | tight end
redshirt freshman | 6-6 | 245
Centennial, Colo.
Grandview High School

2012 — Worked out with the scout team during his redshirt season ... Enrolled early and participated in 2012 spring practice ... Caught one pass for 9 yards in

2013 Spring Game.

BEFORE OREGON — Caught 24 passes for 225 yards and two touchdowns his senior year while recording 108 tackles and eight sacks at linebacker, helping school to a 5A Centennial League championship ... Named to the all-league 5A Creek first team at tight end/fullback as a senior ... Selected to the 2011 all-Colorado first team (defense) and named to the 2011 5A all-state first team at linebacker ... Hauled in 33 passes for 456 yards and six touchdowns, averaging 13.8 yards per catch as a junior ... Named to the 2010 Colorado all-league 5A Creek first team on offense as an H-Back and was honorable mention all-state.

PERSONAL — Parents: Geoff and Michelle Baylis. Family: Two brothers. High School (Coach): Grandview (John Schultz), 2012. Major: Undeclared.



Jeff Bedbury

88 | wide receiver
redshirt junior | 6-0 | 190
Eugene, Ore.
Oregon State/Marist High School

2012 — The walk-on transfer made brief appearances vs. Tennessee Tech and Oregon State while honing skills on school's scout team ... Caught five passes for 31 yards in Spring Game, including 15-yard scoring strike.

BEFORE OREGON — Battled injuries in two seasons at Oregon State while gaining experience on scout team ... Four-year Marist football letterman assisted school to pair of state titles as a kicker, receiver and defensive back ... Two-time all-Sky-Em League on offense, defense and special teams was league's defensive player of the year as a senior ... Rushed for 1,300 yards and caught 51 passes, scoring 25 touchdowns as a senior ... Combined for 21 touchdowns over course of final two seasons.

PERSONAL — Parents: Dan and Kathie Bedbury. Family: One brother. High School (Coach): Marist (Frank Geske), 2010. Major: Journalism/Advertising.



Kani Benoit

36 | running back
freshman | 6-0 | 200
Phoenix, Ariz.
Phoenix Thunderbird High School

BEFORE OREGON — The three-year letterman was awarded three stars by Rivals.com ... Powered the football 285 times for 2,260 yards (7.9 avg.) and 36 touchdowns his senior year, averaging 188.3 yards per game ... Also returned eight kickoffs for an average return of 38.4 yards ... Named to the 2012 All-Arizona Football Team as he tallied six 200-yard rushing efforts in 12 games ... Posted a season-high 260 yards on the ground (15.3-yard avg.) vs. Washington HS and scored six touchdowns in a 54-33 win over Greenway ... Included in the latter effort was a 91-yard kickoff return for a score ... Earned Division III Section III East and all-Glendale Union High School District co-offensive player-of-the-year recognition as both a running back and kick returner ... The respect of his teammates resulted in him voted as the Chiefs' team captain and offensive player of the year ... Helped lead the school to consecutive 8-4 seasons under head coach Brent Wittenwyler ... Rushed for 1,401 yards and 19 touchdowns as a junior and caught three passes for 62 yards and another TD to receive All-Arizona Division III honorable mention acclaim ... Also returned six kickoffs for 168 yards, including a 99-yard runback for a score in 2011 ... Helped the school to a 4A2 state title in 2010 after rushing for 879 yards on 137 attempts and 11 TDS ... As a sophomore, also caught seven passes for 108 yards and one TD, and returned 14 kickoffs for 354 yards and another six points.



Everett Benyard

71 | offensive line
redshirt senior | 2L | 6-7 | 308
San Diego, Calif.
Cathedral Catholic High School

2012 — Team's top reserve on right side of the offensive line played in all 13 games, including starting assignments in wins over Tennessee Tech and Arizona

State ... Most extensive playing time of year was 51 snaps in opener vs. Arkansas State.

2011 — Appeared in all 14 games off the bench, primarily at right tackle ... Played 20 or more snaps in four games, including a season-best 37 in win vs. Missouri State.

2010 — Saw his lone action in season opener vs. New Mexico, playing 11 snaps ... Named the team's offensive scout team player of the week on offense for his prep work leading up to win over Arizona.

2009 — The first-year redshirt was named squad's scout team offensive player of the week following wins over Utah and USC.

BEFORE OREGON — A 2008 Union-Tribune all-San Diego first team offense selection ... Two-time Eastern League first team ... Named a three-star recruit by both Scout.com and Rivals.com ... Ranked the No. 32 and No. 69 offensive tackle by Scout.com and Rivals.com, respectively ... Team went 14-0 his senior season and defeated St. Mary's (Stockton, Calif.), 37-34 ... Benyard opened holes for teammate and four-star RB/FB prospect, Tyler Gaffney, who scampered for 329 yards and five touchdowns in the state title game ... Cathedral ran for 4,278 yards and passed for 2,616 yards on the season (second in state in total offense {492.4-yard per-game avg.}, fourth in scoring {47.2 avg.} and ninth in rushing).


PERSONAL — Parents: Everett and Jennette Benyard. Family: One brother, two sisters. High School (Coach): Cathedral Catholic (Sean Doyle) 2009. Major: General Social Science.



Doug Brenner

57 | offensive lineman
freshman | 6-2 | 279
Portland, Ore.
Jesuit High School

BEFORE OREGON — A four-year letterman and 2012 6A honorable mention all-state pick (*The Oregonian*) was the first freshman varsity starter in Jesuit history ... Earned a three-star rating from Rivals.com as the sixth-best prospect within the state of Oregon, and rated 11th among the nation's recruits at center by Scout.com ... His versatility has remained prominent throughout his prep career as he played fullback, center and along the defensive line as a senior ... The second-team all-Metro League center garnered support as the league's offensive player of the year his senior season ... Played a key role for a program which finished third in the state (6A) in scoring during the regular season (41.9 avg.) and fifth in rushing with 2,722 yards his senior year ... The Crusaders completed the 2012 season with 10-3 mark under head coach Ken Potter after advancing to the state semifinals ... As a junior, was named to the third-team all-Metro League contingent as a defensive lineman ... Earned honorable mention all-state attention in the trenches on defense as a sophomore ... Was a second-team all-league lineman on both sides of the ball as a freshman ... His sister, Liz, was a second-team All-America volleyball player for an Oregon contingent that advanced to the finals of the NCAA national championships in 2012.



Pharaoh Brown

85 | tight end
sophomore | 1L | 6-6 | 241
Lyndhurst, Ohio
Brush High School

2012 — Saw action in 12 games, totaling two receptions for 42 yards ... Recorded one unassisted tackle in win vs. Colorado ... Had one reception for 26 yards in victory over Tennessee Tech ... Made one grab in collegiate debut for 16 yards in win vs. Arkansas State, in addition to fielding one kickoff.

BEFORE OREGON — A two-way standout and three-year letterman played in the Offense-Defense All-American Bowl where he was named the West's offensive MVP ... Caught 32 passes for 753 yards (23.5 avg.) and 10 touchdowns as a senior, while racking up 12 sacks at defensive end ... Named second-team all-Ohioan in 2011 ... His best game on offense came against Normandy High School (Parma, Ohio), where he made seven catches for 173 yards, helping his team to a 34-0 win ... Also a standout basketball player for the Arcs, averaging 17.4 points, 11 rebounds and three blocks per game his senior year ... First-team all-conference and MVP as a junior, when he averaged 16.0 points and 14.0 rebounds per contest.

PERSONAL — Parents: Michael Brown and Jeannetta Smith. Family: One sister. High School (Coach): Brush (Rob Atwood), 2012. Major: Undeclared.

BROWN'S CAREER STATISTICS

Receiving	G	Rec	Yds	TD	Lg	Rec/G	Avg/C	Avg/G
2012	12	2	42	0	26	0.2	21.0	3.5

All Purpose	G	Rush	Rec	PR	KR	IR	Total	Avg/G
2012	12	0	42	0	2	0	44	3.7

BROWN'S CAREER BESTS

Receptions: 1, Arkansas State, 09/01/12 (16 yards); Tennessee Tech, 09/15/12 (26 yards)

Receiving yards: 26, Tennessee Tech, 9/15/12 (1 reception)

Long reception: 26, Tennessee Tech, 9/15/12

All-purpose yards: 26, Tennessee Tech, 9/15/12

Kick returns: 1, Arkansas State, 9/1/12 (2 yards)

Kick return yards: 2, Arkansas State, 9/1/12 (1 return)

Long kick return: 2, Arkansas State, 9/1/12

Tackles: 1, Colorado, 10/27/12 (1-0)



DeForest Buckner

44 | defensive line
sophomore | 1L | 6-7 | 286
Honolulu, Hawaii
Punahou High School

2012 — Completed initial collegiate campaign as team's third-leading tackler (29) among defensive linemen, appearing in all 13 games and earning two starts ... Credited with single-game high five tackles at Arizona State before adding four stops the following week vs. Colorado ... Enjoyed four-week stretch when he combined for 14 stops ... Recorded two unassisted tackles in win over Kansas State in the Fiesta Bowl ... Totals included two tackles for loss for 8 yards, including a quarterback sack against Washington State ... Recorded four tackles (three solo) and returned a kickoff in win at California ... Credited with a quarterback hurry and two stops in victory vs. Arizona ... Had two solo tackles, including one for a 1-yard loss in win over Tennessee Tech ... Made collegiate debut and recorded three tackles in victory vs. Arkansas State ... Named as recipient of Casanova Award as team's top first-year player.

BEFORE OREGON — Competed in the 2012 Semper Fidelis All-American Bowl game at defensive end ... Recorded 73 tackles while helping lead team to second-place finish in state playoffs ... Named first-team all-state at defensive end as a senior ... As a sophomore, named all-state honorable mention, while receiving athlete of the year for his class ... Four-year letterwinner in basketball, averaging 11.3 points and 8.9 rebounds per game as a senior, helping lead team to third-place finish in Hawaii ... Named to all-state first team and all-ILH League first team in basketball.

PERSONAL — Parents: George and Maria Buckner. Family: One sister. High School (Coach): Punahou (Kale Ane), 2012. Major: Undeclared.

BUCKNER'S CAREER STATISTICS

Tackles	G	UA	A	Total	TFL	Yds	PD	FF	FR	Blkd
2012	13	15	14	29	2.5	8	0	0	0	0

Sacks	G	UA	A	Total	Yds
2012	13	1	0	1.0	7

Kick Returns	G	No.	Yds	TD	Lg	Avg/R	Avg/G
2012	13	1	3	0	3	3.0	0.2

All Purpose	G	Rush	Rec	PR	KR	IR	Total	Avg/G
2012	13	0	0	0	3	0	3	0.2


BUCKNER'S CAREER BESTS

All-purpose yards: 3, at California, 11/10/12
Kick returns: 1, at California, 11/10/12 (3 yards)
Kick return yards: 3, at California, 11/10/12 (1 return)
Long kick return: 3, at California, 11/10/12
Tackles: 5, at Arizona State, 10/18/12 (3-2)
Tackles for loss: 1, Tennessee Tech, 9/15/12 (1-0); at Washington State, 9/29/12 (1-0)
Sacks: 1, at Washington State, 9/29/12 (1-0)

HONORS AND AWARDS

2012

- Team's First-Year Player of the Year (Casanova Award)



Ben Butterfield

26 | defensive back
redshirt senior | 2L | 6-0 | 190
Sherwood, Ore.
Sherwood High School

2012 — Converted from wide receiver to defensive back in third week of the season ... Tied a personal-best with three tackles vs. Colorado while making appearances in all 13 games ... Also contributed a pair of stops against Tennessee Tech and USC ... Recovered a fumble in win at California ... Made a key play on special teams, forcing a fumble and making a solo tackle in win against Washington State ... Made lone reception for 11 yards in win vs. Arkansas State prior to switching to other side of the ball ... Added four tackles in Spring Game ... Clocked as one of secondary's swiftest players in shuttle run (3.96) and bench pressed 305 lbs.

2011 — Appeared in the first nine games of the season before being sidelined with a season-ending knee injury ... Recorded one solo tackle in win at Colorado ... Had tackles in back-to-back wins vs. Arizona State and California ... Career-high two receptions for five yards and one tackle in victory vs. Missouri State ... Recorded season-high three tackles, including two solo in win vs. Nevada.

2010 — Started at receiver for the victorious White team in the Spring Game ... Tied for second at his position in the 20-yard electronic-timed dash (2.84).

2009 — Redshirt season ... Selected scout team special teams player of the week following consecutive wins over UCLA and Washington.

BEFORE OREGON — The wide receiver earned three varsity letters while playing for the Bowmen of the Northwest Conference.

PERSONAL — Parents: William and Tracie Butterfield. Family: One brother, one sister. Brother, Brian, was a former defensive back for the Ducks. High School (Coach): Sherwood (Greg Lawrence), 2009. Major: General Social Science.


BUTTERFIELD'S CAREER STATISTICS

Receiving	G	Rec	Yds	TD	Lg	Rec/G	Avg/C	Avg/G
2011	9	2	5	0	3	0.2	2.5	0.6
2012	12	1	11	0	11	0.1	11.0	0.9
TOTAL	21	3	16	0	11	0.1	5.3	0.8

Tackles	G	UA	A	Total	TFL	Yds	PD	FF	FR	Blkd
2011	9	5	2	7	0.0	0	0	0	0	0
2012	12	4	6	10	0.0	0	0	1	1	0
TOTAL	21	9	8	17	0.0	0	0	1	1	0

BUTTERFIELD'S CAREER BESTS

Receptions: 2, Missouri State, 9/17/11 (5 yards)
Receiving yards: 11, Arkansas State, 9/1/12 (1 reception)
Long reception: 11, Arkansas State, 9/1/12
All-purpose yards: 11, Arkansas State, 9/1/12
Tackles: 3, Colorado, 10/27/12 (1-2); Nevada, 9/10/11 (2-1)
Fumbles forced: 1, at Washington State, 9/29/12
Fumbles recovered: 1, at California, 11/10/12



Cody Carriger

42 | defensive line
redshirt freshman | 6-6 | 242
Butte, Mont.
Butte High School

2012 — Redshirt season ... Worked on scout team ... Posted two solo tackles in the annual Spring Game.

BEFORE OREGON — Carriger was a two-year letterwinner as a defensive end, linebacker and tight end for the football team while also playing basketball and running track ... He was Montana's lone representative in the Gridiron University Prep Stars Classic in Las Vegas, playing tight end and outside linebacker for a squad coached by former NFL All-Pro running back Ickey Woods ... An alternate for the East-West Shrine Game this summer, was voted first-team Eastern AA all-conference defensive end and second-team Class AA all-state at tight end ... As a junior, was chosen second-team Eastern AA all-conference and honorable mention Class AA all-state, both at defensive end ... Logged 11.47 in the 100 meters during his senior year.

PERSONAL — Parents: Richard and Paula Carriger. Family: One brother, one sister. High School (Coach): Butte (Arie Grey), 2012. Major: Undeclared.




Darren Carrington

87 | wide receiver
freshman | 6-2 | 186
San Diego, Calif.
Horizon High School

BEFORE OREGON — The four-year letterman, who was included on the Rivals250 list, garnered four stars according to Rivals.com and ESPN.com, and rated 37th

among the nation's elite receivers by Scout.com ... Selected to play in the 2013 Semper Fidelis All-American Bowl ... As a senior, led the team with 51 receptions for 902 yards (17.7 avg.) and 12 touchdowns while also carrying the ball 36 times for 202 yards and two scores ... Named first-team Cal-Hi all-state as well as all-CIF San Diego Section second-team wide receiver ... Played quarterback, wide receiver and safety for the Panthers, who finished the year with an 8-4 mark under head coach Chris Johnson ... Prep team led the Division V in passing yards per game (201.4 avg.) in 2012 while finishing third in scoring (38.2 avg.) ... He added 37 catches for 640 yards and six scores while rushing for 290 yards on 58 carries and one trip into the end zone his junior year ... Also contributed 613 yards through the air (55-105) and five TDs ... Caught 37 passes for 825 yards and 10 scores in 2010 following eight catches for 122 yards and a pair of touchdowns as a freshman.



Rahim Cassell

34 | linebacker
redshirt sophomore | 1L | 6-0 | 218
Lakewood, Calif.
Lakewood High School

2012 — Played in minimum of 20 snaps in nine of 13 appearances, led by 43 plays in the season opener vs. Arkansas State ... Credited with season-high three

tackles against the Red Wolves, Washington and Arizona State (two solo), and broke up one pass vs. Colorado ... Recorded a pair of tackles in victories at California and Oregon State ... Contributed one stop on six other occasions while being denied tackles in only two games ... Tested among team's strongest linebackers following off-season workouts, posting a 495-lb. squat and 335-lb. bench press.

2011 — Defensive scout team player of the week prior to win vs. Arizona State ... Scout team player of the week leading up to win over Nevada.

BEFORE OREGON — A three-star recruit according to Rivals.com, Scout.com, ESPN and 247Sports.com ... Rated as the No. 30 outside linebacker prospect by ESPN ... Ranked as the 21st-best player at his position by Tom Lemming of CBS College Sports, No. 49 by Scout.com and No. 60 by Rivals.com ... PrepStar Magazine All-West Region ... Considered the No. 85 prep recruit in the state of California by Rivals.com ... As a senior, tallied 55 tackles, including 38 solo stops, made one sack and forced a fumble for the Lancers, who finished 10-2 and advanced to the second round of the CIF Southern Section Pac-5 playoff bracket ... Named 2010 All-Moore League first-team at linebacker ... Recorded 69 tackles and six sacks as a junior in 2009, when Lakewood finished 11-2, won the Moore League and made it to the third round of the CIF Southern Section playoffs.

PERSONAL — Parents: Dorothy Cassell. Family: Two brothers, one sister. High School (Coach): Lakewood (Thadd McNeal), 2011. Major: Psychology.

CASSELL'S CAREER STATISTICS

Tackles	G	UA	A	Total	TFL	Yds	PD	FF	FR	Blkd
2012	13	8	11	19	0.0	0	1	0	0	0

CASSELL'S CAREER BESTS

Tackles: 3, 3 times

Pass breakups: 1, Colorado, 10/27/12



Tyson Coleman

33 | linebacker
redshirt sophomore | 1L | 6-1 | 223
Lake Oswego, Ore.
Lake Oswego High School

2012 — Appeared in all 13 games, standing out as a reserve linebacker and on special teams ... Earned sole starting assignment against Colorado, recording a collegiate-best five stops ... Ranked fifth among team's linebackers in tackles (34) to also accumulate five tackles vs. Tennessee Tech and Washington ... Culminated year by receiving Ducks' Most Improved Player award ... Credited with a trio of solo stops against the Golden Eagles, Huskies and Arizona State ... Tallied three tackles, including one tackle-for-loss for 11-yard loss at California, and added one pass breakup ... Credited with four stops (three solo) and one pass breakup in win at Arizona State, as well as a quartet of takedowns vs. Fresno State (plus one QB hurry) ... Made one tackle in win vs. Arkansas State in his collegiate debut.

2011 — Named scout team player of the week in back-to-back weeks for prep work ahead of wins at Stanford and Washington ... Enrolled early and participated in spring practice. Recorded one tackle in the spring game.

BEFORE OREGON — The two-way standout and three-year letterwinner garnered four stars from Scout.com and ESPN ... Rated as the 17th-best outside linebacker prospect by ESPN and the No. 20 prep OLB by CBS College Sports' Tom Lemming and Rivals.com ... One of only eight players in Washington, Oregon, Idaho, Alaska and British Columbia to make the Tacoma News Tribune's annual "Northwest Nuggets" list ... As a senior, led the Lakers to the 6A state semifinals ... Made 78 tackles and three interceptions on defense and rushed 214 times for 1,580 yards (7.4 yards per carry) and totaled 24 touchdowns on offense ... Also had 14 receptions for 183 yards ... Named the 2010 Offensive Player of the Year and was a first-team All-State safety and running back ... Selected to the Three Rivers League All-Star team as a safety ... Made the defensive second team for the 2010 Nike football training camp tour.

PERSONAL — Parents: Lionel and Michelle Coleman. Family: One brother, one sister. High School (Coach): Lake Oswego (Steve Coury), Dec. 2010. Major: Psychology.

COLEMAN'S CAREER STATISTICS

Tackles	G	UA	A	Total	TFL	Yds	PD	FF	FR	Blkd
2012	13	18	16	34	3.5	23	2	0	0	0

Sacks	G	UA	A	Total	Yds
2012	13	1	1	1.5	10

COLEMAN'S CAREER BESTS

Tackles: 5, Tennessee Tech, 9/15/12 (3-2); Washington, 10/6/12 (3-2); Colorado, 10/27/12 (1-4)

Tackles for loss: 1.5, Colorado, 10/27/12 (5 yards)

Sacks: 1, Colorado, 10/27/12 (5 yards)

Pass breakups: 1, at Arizona State, 10/18/12; at California, 11/10/12

HONORS AND AWARDS

2012

- Team's Most Improved Player (Clarke Memorial Award)




Hayden Crook

97 | placekicker
redshirt freshman | 5-10 | 158
Bend, Ore.
Bend High School

2012 — Joined the Ducks as a walk-on following the first game and spent the year honing his skills.

BEFORE OREGON — A two-year football letterman named to the *Oregonian's* 5A first-team all-state contingent as a kicker his senior year after earning honorable mention distinction as a junior ... Connected on 36-40 PATs and three of five field goals in 2011, including a long of 39 yards ... Also earned Intermountain Conference all-league honors as a basketball point guard and soccer midfielder as a three-time basketball letterman.

PERSONAL — Parents: Brian and Michelle Crook. Family: One brother, one sister. High School (Coach): Bend (Craig Walker), 2011. Major: Undeclared.



T.J. Daniel

45 | defensive end
sophomore | 1L | 6-6 | 253
Oakland, Calif.
Bishop O'Dowd High School

2012 — Appeared in nine of the first 10 games, primarily on special teams ... Credited with first collegiate tackle in win vs. Arizona before returning to

duplicate effort at Arizona State ... Spent true freshman season on offense at tight end.

BEFORE OREGON — The two-year letterman recorded 63 tackles and 7.5 sacks on the defensive side of the ball while adding 28 receptions for 437 yards and nine touchdowns as a tight end his senior season ... Helped team to 9-3 record (7-0 in conference) under head coach and former NFL All-Pro linebacker Hardy Nickerson ... An all-Hayward Area Athletic League performer on both offense and defense as a senior ... Posted 25 total tackles and 4.5 sacks to go with six catches for 89 yards and a touchdown as a junior.


PERSONAL — Parents: Terry and Michelle Daniel. Family: Two sisters. High School (Coach): Bishop O'Dowd (Hardy Nickerson), 2012. Major: Economics.

DANIEL'S CAREER STATISTICS

Tackles	G	UA	A	Total	TFL	Yds	PD	FF	FR	Blkd
2012	9	0	2	2	0.0	0	0	0	0	0

DANIEL'S CAREER BESTS

Tackles: 1, Arizona, 9/22/12 (0-1); at Arizona State, 10/18/12 (0-1)



Reggie Daniels

8 | defensive back
redshirt freshman | 6-1 | 208
Chandler, Ariz.
Hamilton High School

2012 — Worked with the scout team during redshirt campaign.

BEFORE OREGON — The three-year letterman tallied 90 total tackles, averaging 6.4 tackles per game, and recorded five interceptions, three QB sacks, six pass breakups and two fumble recoveries his senior year ... Helped lead Huskies to a 13-1 record in 2011 as well as two Division I state titles in three seasons ... Selected to Arizona Football Coaches Association Top 25 Team at defensive back and chosen to the Division I all-state first team on defense his final prep campaign ... Recorded 46 tackles, two sacks, three interceptions and four pass breakups as a junior, earning all-region plaudits.

PERSONAL — Parents: Reggie and Ilean Daniels. Family: One sister. High School (Coach): Hamilton (Steve Belles), 2012. Intended Major: Undeclared.



Erick Dargan

4 | safety
redshirt junior | 2L | 5-11 | 212
Pittsburg, Calif.
Pittsburg High School

2012 — Consistency became the model for his success as he paced team in tackles on only one occasion (five vs. Tennessee Tech) ... Yet took advantage of his

opportunities when injuries created an avenue to break into the starting lineup, opening the final three games at free safety ... Thrived on special teams and in a supporting role to post fewer than three tackles on only two occasions, but met the challenge when the spotlight turned on in the post-season ... Credited with a personal-best eight tackles (seven unassisted) in the Fiesta Bowl win over Kansas State in addition to a pair of interceptions (returns totaling 33 yards) ... Picked off passes in final three appearances after claiming first career interception earlier in the year at Arizona State ... Also added pair of fumble recoveries ... Completed year as team's fifth-leading tackler (54) while tying for third in Pac-12 with five interceptions (77 yards) ... Recorded five tackles, had an interception return for 30 yards and recovered one fumble in loss vs. Stanford ... Also added five stops at USC and California, as well as first three games of the season vs. Arkansas State, Fresno State and Tennessee Tech ... Recorded five solo tackles, including one tackle for loss for minus 2 yards, and recovered a fumble in season-opening win over Arkansas State.

2011 — Saw action in nine games, totaling 15 tackles (9 solo) ... Recorded one tackle in win vs. Oregon State ... Had four tackles in victory at Colorado ... First career pass breakup and forced fumble to go along with two solo tackles in win at Arizona ... Career-high five tackles, including four of the solo variety in victory vs. Missouri State ... Had three tackles in first collegiate action in win vs. Nevada.

2010 — Worked primarily with the scout team during redshirt season.

BEFORE OREGON — Played running back and defensive back as a Tacoma News Tribune Western 100 selection ... Second-team All-East Bay in 2008 and first-team all-Bay Valley League in 2008 ... Helped lead the Pirates to a 9-5 overall record in 2009 ... San Francisco Chronicle High School Athlete of the Week for the week of December 10, 2008 ... Missed half of his senior season due to a knee injury ... As a junior, rushed for 769 yards on 99 carries with 11 touchdowns and had 72 tackles with three interceptions, two fumble recoveries and one sack ... A four-star recruit and the No. 24 ranked safety in the nation by Scout.com - rated 22nd safety by Rivals.com.

PERSONAL — Parent: Tammie Marlon. Family: One brother, one sister. High School (Coach): Pittsburg (Victor Galli), 2010. Major: Family and Human Services.

DARGAN'S CAREER STATISTICS

Tackles	G	UA	A	Total	TFL	Yds	PD	FF	FR	Blkd
2011	9	9	6	15	0.0	0	1	1	0	0
2012	13	33	21	54	3.0	7	7	0	2	0
TOTAL	22	42	27	69	3.0	7	8	1	2	0

Interceptions	G	No.	Yds	TD	Lg	Avg/R	Avg/G
2011	9	0	0	0	0	0.0	0.0
2012	13	5	77	0	32	15.4	5.9
TOTAL	22	5	77	0	32	15.4	3.5

DARGAN'S CAREER BESTS

All-purpose yards: 33, vs Kansas State, 1/3/13

Interceptions: 2, vs Kansas State, 1/3/13 (33 yards)

Long interception return: 32, vs Kansas State, 1/3/13


Tackles: 8, vs Kansas State, 1/3/13 (7-1)

Tackles for loss: 1, Arkansas State, 9/1/12 (2 yards); Tennessee Tech, 9/15/12 (4 yards); at Washington State, 9/29/12 (1 yard)

Fumbles forced: 1, at Arizona, 9/24/11

Fumbles recovered: 1, Arkansas State, 9/1/12; Stanford, 11/17/12

Pass breakups: 1, at Arizona, 9/24/11; Arizona, 9/22/12; Fresno State, 9/8/12



Chad Delaney

84 | wide receiver
redshirt senior | 2L | 6-0 | 178
Elmira, Ore.
Elmira High School

2012 — Saw action in four games, including an appearance in the Fiesta Bowl win over Kansas State ... Stepped onto the field for eight snaps against

Colorado, returning one punt for 28 yards ... Caught four passes for 49 yards and fielded on punt for 3-yard return in 2013 Spring Game.

2011 — Used primarily on special teams, assisting with punt returns ... Returned one punt for six yards in win vs. Oregon State ... Had one punt return for five yards in victory at Colorado.

2010 — Scout team player of the year on special teams ... Saw the field for five snaps in win vs. Portland State ... Made collegiate debut and was one of 14 Ducks with at least one reception in win over New Mexico ... Joined the squad as a walk-on during spring practice.

BEFORE OREGON — Lettered three times in football and basketball and four times in baseball at Elmira of the Oregon 4A Sky-Em League ... Played wide receiver and defensive back for the Falcons, earning second-team all-conference honorable mention as a DB and honorable mention as a kick returner during his junior season ... Honorable mention all-conference honors at receiver as a sophomore ... Was a first-team all-Sky-Em choice in baseball.

PERSONAL — Parents: Patrick and Kim Delaney. Family: One brother, three sisters. High School (Coach): Elmira (Chris Miller), 2009. Major: Human Physiology/General Social Science.

DELANEY'S CAREER STATISTICS

Receiving	G	Rec	Yds	TD	Lg	Rec/G	Avg/C	Avg/G
2010	2	1	2	0	2	0.5	2.0	1.0
2011	6	0	0	0	0	0.0	0.0	0.0
2012	4	0	0	0	0	0.0	0.0	0.0
TOTAL	12	1	2	0	2	0.1	2.0	0.2

Punt Returns	G	No.	Yds	TD	Lg	Avg/R	Avg/G
2010	2	0	0	0	0	0.0	0.0
2011	6	2	11	0	6	5.5	1.8
2012	4	2	27	0	28	13.5	6.8
TOTAL	12	4	38	0	28	9.5	3.2

All Purpose	G	Rush	Rec	PR	KR	IR	Total	Avg/G
2010	2	0	2	0	0	0	2	1.0
2011	6	0	0	11	0	0	11	1.8
2012	4	0	0	27	0	0	27	6.8
TOTAL	12	0	2	38	0	0	40	3.3

DELANEY'S CAREER BESTS

Receptions: 1, New Mexico, 9/4/10 (2 yards)
 Receiving yards: 2, New Mexico, 9/4/10 (1 reception)
 Long reception: 2, New Mexico, 9/4/10
 All-purpose yards: 28, Colorado, 10/27/12
 Punt returns: 1, 5 times
 Punt return yards: 28, Colorado, 10/27/12 (1 return)
 Long punt return: 28, Colorado, 10/27/12

HONORS AND AWARDS

2010

- Special Teams Scout Team Award

**Issac Dixon**

5 | defensive back
 redshirt sophomore | 5-11 | 193
 Miami Gardens, Fla.
 Monsignor Pace High School

2012 — Made appearances in seven straight games after missing season opener, recording tackles in six of them ... Finished year with 14 tackles (7 solo),

including single-game best five stops vs. Colorado ... Also added four stops against Tennessee Tech ... Contributed a pair of tackles vs. Washington and at Arizona State (2 solo) while returning an interception 4 yards against the Huskies.

2011 — Worked on the scout team during redshirt season ... Took part in spring practice.

BEFORE OREGON — Played linebacker and running back for Monsignor Pace High School of the 2B District 8 league ... Helped lead Spartans to 7-3 record as a senior, where he compiled 455 rushing yards on 47 attempts with four touchdowns ... As a junior, made 125 tackles, nine sacks, and forced three fumbles ... Rated as three-star recruit by Rivals.com and the No. 66 outside linebacker in the country.

PERSONAL — Parents: Mark Dixon and Octavia King. High School (Coach): Monsignor Pace (Joe Zaccheo), 2010. Major: General Social Sciences.

DIXON'S CAREER STATISTICS

Tackles	G	UA	A	Total	TFL	Yds	PD	FF	FR	Blkd
2012	7	7	7	14	0.0	0	1	0	0	0

Interceptions	G	No.	Yds	TD	Lg	Avg/R	Avg/G
2012	7	1	4	0	4	4.0	0.6

DIXON'S CAREER BESTS

All-purpose yards: 4, Washington, 10/6/12
 Interceptions: 1, Washington, 10/6/12 (4 yards)
 Long interception return: 4, Washington, 10/6/12
 Tackles: 6, Colorado, 10/27/12 (3-3)
 Fumbles forced: 1, Colorado, 10/27/12

**Eric Dungy**

19 | wide receiver
 redshirt junior | 2L | 6-1 | 181
 Tampa, Fla.
 Plant High School

2012 — Appeared in 11 games, including starting assignments against Tennessee Tech and Arizona ... Stepped onto the field for 20 snaps or more in seven of the first eight contests ... Grabbed receptions in each of his first four games, including two catches (11 yards) against Arizona ... Also snagged a 15-yard grab in the opener vs. Arkansas State ... Contributed on special teams as well, recording tackles against Fresno State, Tennessee Tech, Washington State and Colorado ... Earned Pac-12 academic all-conference honorable mention acclaim ... Led all receivers with nine catches (56 yards) in 2013 Spring Game.

2011 — Appeared in five games ... First collegiate touchdown came on 22-yard catch in win vs. Missouri State ... Caught first career reception for 12 yards in victory vs. Nevada.

2010 — Redshirt season.

BEFORE OREGON — Helped the Panthers to a 13-1 record in 2009 and a 53-4 mark (.930 pct.) over his four years as a wide receiver and defensive back ... Member of school's three-time state championship squad, which accumulated a 17-1 postseason record over four seasons ... As a senior, caught 24 passes for 340 yards and two touchdowns ... Made 61 tackles from his DB position in addition to a team-leading five interceptions, one sack, three fumble recoveries and six pass deflections ... Named second-team all-county by the Tampa Tribune ... Earned the team's Prime Time Clutch Player Award ... In his junior season, made 56 tackles, one sack, two interceptions and eight pass deflections.

PERSONAL — Parents: Anthony and Lauren Dungy. Family: Four brothers, two sisters. High School (Coach): Plant (Robert Wiener), 2010. Major: Sociology.

DUNGY'S CAREER STATISTICS

Receiving	G	Rec	Yds	TD	Lg	Rec/G	Avg/C	Avg/G
2011	6	2	34	1	22	0.3	17.0	5.7
2012	11	5	41	0	15	0.5	8.2	3.7
TOTAL	17	7	75	1	22	0.4	10.7	4.4

Scoring	G	TD	Rush	Pass	Retn	PAT	2PAT	FG	Total	Avg/G
2011	6	1	0	1	0	0	0	0	6	1.0
2012	11	0	0	0	0	0	0	0	0	0.0
TOTAL	17	1	0	1	0	0	0	0	6	0.4


DUNGY'S CAREER BESTS

Points scored: 6, Missouri State, 9/17/11
 Touchdowns: 1, Missouri State, 9/17/11
 Receptions: 2, Arizona, 9/22/12 (11 yards)
 Receiving yards: 22, Missouri State, 9/17/11 (1 reception)
 Receiving TDs: 1, Missouri State, 9/17/11
 Long reception: 22, Missouri State, 9/17/11
 All-purpose yards: 22, Missouri State, 9/17/11
 Tackles: 1, 4 times

HONORS AND AWARDS

2012

- Pac-12 Academic All-Conference Honorable Mention



Oshay Dunmore

31 | defensive back
redshirt freshman | 6-2 | 207
Newport, Ore.
Newport High School

2012 — Redshirt campaign, worked primarily on the scout team. . . . Credited with seven tackles in the 2013 Spring Game (4 solo).

BEFORE OREGON — Played quarterback and defensive back while helping team to first round of the state playoffs his senior year . . . Passed for 790 yards and eight touchdowns in final season while rushing for 2,134 yards and 25 TDs . . . Contributed 79 tackles, two interceptions, and blocked two field goals, averaging 7.2 tackles a game in 2011 . . . Named class 4A first-team all-state at defensive back and second-team quarterback as a senior . . . Received offensive and defensive player of the year awards for the 4A Oregon West Conference . . . Earned 4A Oregon West Conference first-team quarterback and first-team defensive back honors . . . Selected to 2012 Parade All-America High School Football Team as an all-purpose player . . . Threw for 832 yards and seven touchdowns and ran 247 times for 2,152 yards and 26 scores as a junior . . . Also played basketball and competed in track and field for the Cubs . . . The two-time state triple jump champion also claimed 2012 long jump title while placing second in the pole vault and discus for second year in a row.

PERSONAL — Parents: James and Misty Dunmore. Family: One brother, two sisters. High School (Coach): Newport (Kurt Hargett), 2012. Major: Undeclared.



Jared Ebert

97 | defensive line
redshirt senior | 6-5 | 275
Iowa City, Iowa
Iowa Western CC | Iowa City West High School

2012 — Recorded one unassisted tackle and a quarterback hurry in win vs. Arkansas State before injuries relegated him to the sidelines for remainder

of the year . . . Tested among defensive line's best with a 375-lb. bench press bench following winter workouts.

2011 — Arrived on campus prior to the start of winter term and participated in spring practice . . . Recorded four tackles, (two solo, two assisted), including one for a loss, in the spring game.

BEFORE OREGON — A four-star recruit according to Rivals.com and 247Sports while at Iowa Western Community College . . . Ranked as No. 16 junior college recruit by 247Sports . . . In 2010, he tallied 41 total tackles (19 solo) with 7.5 tackles for loss and 4.5 sacks . . . Named to the ICCAC All-Conference first team as a defensive lineman . . . Was selected to the NJCAA All-American defensive second team . . . As a JC freshman, posted 20 total tackles (nine solo), 6.5 tackles for loss and one sack in just seven games . . . Attended Iowa City West High School, where he played on both the offensive and defensive lines during his senior season in 2008.

PERSONAL — Parents: Jim and Margie Ebert. Family: Two brothers, one sister. Junior College (Coach): Iowa Western CC (Scott Strohmeier), 2011. High School (Coach): Iowa City West (Brian Sauser), 2009. Major: Sociology.

EBERT'S CAREER STATISTICS

Tackles	G	UA	A	Total	TFL	Yds	PD	FF	FR	Blkd
2012	1	1	0	1	0.0	0	0	0	0	0

EBERT'S CAREER BESTS

Tackles: 1, Arkansas State, 9/1/12 (1-0)



Ifo Ekpre-Olomu

14 | cornerback
junior | 2L | 5-10 | 185
Chino Hills, Calif.
Chino Hills High School

2012 — The 13-game starter attracted first-team Pacific-12 all-conference honors as well as third-team All-America applause . . . Team's fourth-leading tackler

and finished seventh nationally in passes defended (20) . . . Also led the Pac-12 in both categories, sharing top honors in the former category with Washington's Josh Shirley, while tying for seventh in the league with four interceptions . . . Included was a 54-yard interception return for his first collegiate touchdown against Arizona . . . Was credited with a personal-best nine tackles vs. both USC and Stanford, including a high of seven unassisted tackles against the Cardinal . . . Shared the team lead with six tackles in the season opener vs. Arkansas State, and recorded five solo tackles and had one pass breakup in the season-ending victory over Kansas State in the Fiesta Bowl . . . Made an interception and also had five stops in win at Oregon State . . . Also forced two fumbles, recovered a third loose ball and had one pass breakup in Palo Alto . . . Recorded nine stops, three pass breakups and an interception in win at USC . . . Forced two fumbles, had one pass breakup and made seven tackles (six solo) in win over Washington . . . Recorded a career-high four pass breakups and four stops in win vs. Washington State . . . Recorded second straight game with one pass breakup and one forced fumble to go along with six solo tackles in victory over Fresno State.

2011 — True freshman appeared in all 14 games . . . Ranked sixth on team among defensive backs with 34 tackles . . . Recorded two stops in victory over Wisconsin in the Rose Bowl . . . Two pass breakups and one tackle in win vs. UCLA in the Pac-12 Championship Game . . . Had three solo tackles in the Civil War victory vs. Oregon State . . . One solo tackle in loss vs. USC . . . Recorded a pair of tackles in victory at Washington . . . Broke up two passes and recorded a career-high six tackles, all of the solo variety, in win vs. Washington State . . . Five tackles and one pass breakup in win at Colorado . . . Recorded three tackles, including 0.5 tackles-for-loss in victory over Arizona State . . . Two pass breakups and four tackles, including three solo in win vs. California . . . Two tackles in win at Arizona . . . Ran back two punts for 15 yards and also recorded one tackle and one pass breakup in victory vs. Missouri State . . . Had four tackles in win vs. Nevada.

BEFORE OREGON — A three-year letterman as a running back and defensive back . . . A consensus four-star recruit, earning rating from Rivals.com, Scout.com, ESPN and 247Sports.com . . . The No. 17 cornerback nationally according to the both Rivals.com and ESPN, ranked as the 18th-best player in the state of California by Rivals . . . Considered the No. 18 cornerback by Scout.com and ranked as the No. 12 corner by Tom Lemming of CBS College Sports . . . PrepStar Magazine All-American . . . As a senior, rushed 126 times for 797 yards and eight touchdowns while accumulating 30 catches for 385 yards and four touchdowns . . . Defensively, accounted for 71 total tackles (38 solo), two interceptions and a pair of forced fumbles . . . Named to 2010 All-State defensive first team, All-Southern Section defensive first team and was the Serra League MVP . . . Posted 521 rushing yards on 86 carries with 12 scores and caught 45 passes for 712 yards and seven touchdowns as a junior . . . Added 38 total tackles (22 solo), three interceptions, one forced fumble and one fumble recovery in 2009 . . . Set school record for interceptions with eight from his safety spot during his sophomore campaign.

PERSONAL — Parents: Joshua and Queen Ekpre-Olomu. Family: One brother, two sisters. High School (Coach): Chino Hills (Derek Bub), 2011. Major: General Social Science.

EKPRE-OLOMU'S CAREER STATISTICS

Tackles	G	UA	A	Total	TFL	Yds	PD	FF	FR	Blkd
2011	14	21	13	34	0.5	0	8	0	0	0
2012	13	44	19	63	0.0	0	20	6	1	0
TOTAL	27	65	32	97	0.5	0	28	6	1	0

Scoring	G	TD	Rush	Pass	Retn	PAT	2PAT	FG	Total	Avg/G
2011	14	0	0	0	0	0	0	0	0	0.0
2012	13	1	0	0	1	0	0	0	6	0.5
TOTAL	27	1	0	0	1	0	0	0	6	0.2

Punt Returns	G	No.	Yds	TD	Lg	Avg/R	Avg/G
2011	14	2	15	0	11	7.5	1.1
2012	13	0	0	0	0	0.0	0.0
TOTAL	27	2	15	0	11	7.5	0.6

Interceptions	G	No.	Yds	TD	Lg	Avg/R	Avg/G
2011	14	0	0	0	0	0.0	0.0
2012	13	4	54	1	54	13.5	4.2
TOTAL	27	4	54	1	54	13.5	2.0

All Purpose	G	Rush	Rec	PR	KR	IR	Total	Avg/G
2011	14	0	0	15	0	0	15	1.1
2012	13	0	0	0	0	54	54	4.2
TOTAL	27	0	0	15	0	54	69	2.6

EKPRE-OLOMU'S CAREER BESTS

Points scored: 6, Arizona, 9/22/12

Touchdowns: 1, Arizona, 9/22/12

All-purpose yards: 54, Arizona, 9/22/12

Punt returns: 2, Missouri State, 9/17/11 (15 yards)

Punt return yards: 15, Missouri State, 9/17/11 (2 returns)

Long punt return: 11, Missouri State, 9/17/11

Interceptions: 2, Arizona, 9/22/12 (54 yards)

Long interception return: 54, Arizona, 9/22/12

Tackles: 9, at USC, 11/3/12 (3-6); Stanford, 11/17/12 (7-2)

Fumbles forced: 2, Washington, 10/6/12; Stanford, 11/17/12


Fumbles recovered: 1, Stanford, 11/17/12

Pass breakups: 4, at Washington State, 9/29/12

HONORS AND AWARDS

2012

- 3rd-Team All-America (Associated Press, CBSSports.com, Lindy's)
- 1st-Team All-Pac-12 (Pac-12 Coaches, ESPN.com)



James Euscher

58 | offensive line

redshirt sophomore | 1L | 6-7 | 299

Beaverton, Ore.


Aloha High School

2012 — Saw action in all 13 contests, including appearance in the Fiesta Bowl win over Kansas State ... Logged 66 snaps at Oregon State and 29 vs. Colorado.

2011 — Worked on the scout team during redshirt season.

BEFORE OREGON — A three-sport athlete at Aloha High School, competing in football, basketball and track & field ... A three-star recruit according to Rivals.com, Scout.com and 247Sports.com ... PrepStar Magazine All-West Region ... Received honorable mention from the Tacoma News Tribune on their annual list of "Northwest Nuggets" ... Helped lead Warriors to the 2010 OSAA 6A Football State Championship ... Selected to the all-state offensive first team as a tackle by The Oregonian ... Blocked for an offense that rushed for 4,452 yards (318.0 per game) and 52 touchdowns ... On defense, made 40 tackles, six sacks and had one fumble recovery ... Recorded 54 tackles and three sacks as a junior.

PERSONAL — Parents: Brent and Dorothy Euscher. Family: One sister. High School (Coach): Aloha (Chris Casey), 2011. Major: Sociology.



Jake Fisher

75 | offensive line

junior | 2L | 6-6 | 291

Traverse City, Mich.

Traverse City West High School

2012 — The first-year starter opened 11 games at right tackle while appearing in all 13 games his sophomore season... Credited with scoring first collegiate

touchdown after sprinting downfield to pick up a De'Anthony Thomas fumble in the end zone on a play that began at the 50-yard line in win vs. Tennessee Tech ... Earned all-conference honorable mention acclaim and received from coaches team's Pancake Club award for most defenders knocked off their feet ... Key component of an offensive line that paved the way for an offense ranked third in the country in rushing (315.23 avg.) and second in scoring (49.54 avg.) enroute to a Fiesta Bowl triumph over Kansas State ... Helped pace a unit that ellipsed 400 yards on the ground on four occasions and shared the nation's lead in rushing touchdowns (48) ... Tested as one of team's fastest offensive linemen following winter workouts (5.1 40-yard time).

2011 — True freshman appeared in 13 games primarily as a reserve right guard.

BEFORE OREGON — Standout tight end and defensive lineman for Traverse City West High School, garnered four stars from Scout.com ... Rated as the No. 25 offensive tackle prospect nationally by Scout.com and fifth-best overall player in Michigan by Rivals.com ... Helped Titans tie for Big North title in 2010, making 68 tackles on defense and grabbing 11 receptions for 232 yards ... Selected first-team all-state and all-Big North as a defensive lineman following his senior season ... Named second-team All-Big North as a junior tight end.

PERSONAL — Parents: Ray and Mary Fisher. Family: One sister. High School (Coach): Traverse City West (Tim Wooer), 2011. Major: General Social Science.

FISHER'S CAREER STATISTICS

Points scored: 6, Tennessee Tech, 9/15/12

Touchdowns: 1, Tennessee Tech, 9/15/12

Receiving yards: 1, Tennessee Tech, 9/15/12

Receiving TDs: 1, Tennessee Tech, 9/15/12

HONORS AND AWARDS

2012

- Pac-12 All-Conference Honorable Mention (Pac-12 Coaches)
- Team's "Pancake Club" Award



Ayele Forde

30 | running back
redshirt junior | 2L | 5-7 | 181
Victorville, Calif.
Silverado High School

2012 — Emerged as one of team's top cover men on special teams, averaging one tackle per game ... Team's sixth-leading rusher (139 yards) stepped onto

the field for all 13 games, carrying the football in eight of them and credited with tackles in six appearances ... Tallied a season-best 44 rushing yards (12 carries) in season opener vs. Arkansas State and ran for 40 yards two weeks later against Tennessee Tech ... Included among totals was gain of 33 yards vs. the Golden Eagles ... Carried the ball twice for 11 yards along with three tackles in victory at California ... Carried the ball three times for 27 yards and had two stops in victory over Colorado ... Also made two tackles on special teams in victory over Washington State ... One of team's strongest running backs, cleaned 286 lbs, squated 415 lbs. and bench pressed 315 lbs. during off-season testing.

2011 — Appeared in five games, amassing 176 rushing yards on 36 attempts ... Career-high 56 yards rushing on 10 attempts, including one touchdown in victory vs. Oregon State ... Rushed for 54 yards on 12 carries at Colorado ... Eight attempts for 32 yards in win vs. Missouri State ... Ran for 34 yards on six attempts, including first collegiate touchdown and a career-long 26-yard scamper in win over Nevada.

2010 — Redshirt season.

BEFORE OREGON — Played running back and defensive back for Silverado High School ... As a senior, recorded 931 yards on 118 carries along with 12 rushing touchdowns ... Averaged nearly four tackles per game on defense.

PERSONAL — Parent: Joycel Brock. Family: Two sisters. High School (Coach): Silverado (Carl Posey), 2010. Major: Digital Arts.

FORDE'S CAREER STATISTICS

Rushing	G	Att	Yds	TD	Lg	Avg/C	Avg/G
2011	5	36	176	2	26	4.9	35.2
2012	13	27	139	0	33	5.1	10.7
TOTAL	18	63	315	2	33	5.0	17.5

Scoring	G	TD	Rush	Pass	Retn	PAT	2PAT	FG	Total	Avg/G
2011	5	2	2	0	0	0	0	0	12	2.4
2012	13	0	0	0	0	0	0	0	0	0.0
TOTAL	18	2	2	0	0	0	0	0	12	0.7

Tackles	G	UA	A	Total	TFL	Yds	PD	FF	FR	Blkd
2011	5	0	0	0	0.0	0	0	0	0	0
2012	13	4	9	13	0.0	0	0	0	0	0
TOTAL	18	4	9	13	0.0	0	0	0	0	0

FORDE'S CAREER BESTS

Points scored: 6, Nevada, 9/10/11; Oregon State, 11/26/11
Touchdowns: 1, Nevada, 9/10/11; Oregon State, 11/26/11
Rushing attempts: 12, Arkansas State, 9/1/12 (44 yards); at Colorado, 10/22/11 (54 yards)
Rushing yards: 56, Oregon State, 11/26/11 (10 carries)
Rush TDs: 1, Nevada, 9/10/11; Oregon State, 11/26/11
Long run: 33, Tennessee Tech, 9/15/12
All-purpose yards: 56, Oregon State, 11/26/11
Tackles: 3, at California, 11/10/12 (0-3)



Christian French

82 | defensive end
redshirt sophomore | 1L | 6-5 | 244
Cedar Rapids, Iowa
John F. Kennedy High School

2012 — Appeared in nine games while posting tackles in seven of them ... Credited with a personal-best four stops (three unassisted) against Tennessee Tech and three tackles vs. Washington ... one tackle and one pass breakup in win vs. Colorado ... Switched to the defensive side of the ball from tight end during

2012 spring practice and made one solo stop in collegiate debut vs. Arkansas State. Demonstrated huge improvement during the 2013 off-season while leading all tacklers in the Spring Game, posting a game-high nine tackles that include seven unassisted and one quarterback sack ... Clocked in fastest electronic 40-yard time of 4.98 in addition to posting 32.5-inch vertical jump.

2011 — Worked with the scout team at tight end.

BEFORE OREGON — Selected to the U.S. Army All-American game ... A four-star recruit by Rivals.com, ESPN and 247Sports.com, the member of the Rivals 100 (No. 87) also considered him as the top prospect in Iowa and No. 5 athlete nationally ... Rated as the 77th best high school football player in the country by Sporting News and the No. 32 athlete according to ESPN ... No. 85 player on the PrepStar Magazine "Dream Team" ... Started at outside linebacker during senior season, compiling 71 tackles, three sacks and 10 tackles for loss, and forced a pair of fumbles and recovered another ... Added 10 receptions for 111 yards and rushed three times for 85 yards and a touchdown ... An all-state first team choice, as well as picking up All-Metro and All-Mississippi Valley Conference honors ... Selected to *Des Moines Register* Elite All-State Team (all classes, 1A through 4A) despite missing two games due to injury ... Started at safety as a junior, making 77 tackles and four sacks ... Also added punt return for TD in 2009 ... 33 tackles and four pass breakups as a starting safety during his sophomore campaign ... Also played basketball and ran track for the Cougars ... Earned second-team All-Metro and All-Conference accolades on the hardwood and clocked a 10.68 time in the 100 meters on the track as a junior.


PERSONAL — Parents: Cherokee and Caroline Luter French. Family: Two brothers, two sisters. High School (Coach): Kennedy (Tim Lewis), 2011. Major: General Social Science.

FRENCH'S CAREER STATISTICS

Tackles	G	UA	A	Total	TFL	Yds	PD	FF	FR	Blkd
2012	9	8	5	13	0.0	0	0	0	0	0

FRENCH'S CAREER BESTS

Tackles: 4, Tennessee Tech, 09/15/12 (3-1)
Pass breakups: 1, Colorado, 10/27/12



Mike Garrity

38 | linebacker
redshirt junior | 6-1 | 218
San Carlos, Calif.
Archbishop Riordan High School

2012 — Appeared in three games ... Made one stop in victory at Oregon State ... Recorded three tackles in win vs. Colorado.

2011 — Appeared in two games, registering solo stops in consecutive wins vs. Missouri State and Nevada ... Benched 335 lbs., fourth among linebackers.

2010 — Participated as a member of the scout team during redshirt season.

BEFORE OREGON — Graduated from Archbishop Riordan High School ... Earning West Catholic Athletic League first team all-league ... Received all-Metro honors from the *San Francisco Chronicle*... Earned Team Academic Award ... Attended Cushing Academy for one year after high school ... Placed on the All-New England Football Team ... Awarded defensive MVP ... Named Boston Globe Class-A All Star.


PERSONAL — Parents: James and Lorrie Garrity. Family: One sister. High School (Coach): Archbishop Riordan (Mike Langridge), 2009. Major: General Social Science.

GARRITY'S CAREER STATISTICS

Tackles	G	UA	A	Total	TFL	Yds	PD	FF	FR	Blkd
2011	2	2	0	2	0.0	0	0	0	0	0
2012	3	2	2	4	0.0	0	0	0	0	0
TOTAL	5	4	2	6	0.0	0	0	0	0	0

GARRITY'S CAREER BESTS

Tackles: 3, Colorado, 10/27/12 (2-1)




Elijah George

74 | offensive lineman
freshman | 6-5 | 250
Las Vegas, Nev.
Arbor View High School

BEFORE OREGON — The three-time all-Summit Region selection was promoted to his high school program's varsity team for a playoff run his freshman year

despite playing organized football for only approximately four months ... Holds distinction as school's first Division I football signee for a program that originated in 1995 ... Characterized as an athletic lineman who was clocked in 4.93 seconds over 40 yards, is ranked as the No. 4 prep prospect in the state ... His inexperience prompted recruiting services to attach three stars to his resume by ESPN.com and 247sports.com, yet has displayed the speed to fit perfectly with Oregon's offensive scheme ... Started all 35 games his final three seasons, with team compiling a 29-6 ledger and two trips to the Sunset Region playoff semifinals ... Was credited with 20 unassisted tackles among his 47 stops, along with a quartet of quarterback sacks, one forced fumble and one pass deflection ... Offensively, paved the way for a team that ran for an average of 313.1 yards per game in 2011 and averaged 369.3 yards on the ground his senior year ... Helped lead the Aggies to a 10-1 record his senior year for head coach Dan Barnson while paving the way for a team that remained unbeaten until losing in the regional playoff semifinals ... Selected a second-team all-state honoree as a sophomore and junior before earning first-team all-state acclaim in 2012.



Hroniss Grasu

55 | center
redshirt junior | 2L | 6-3 | 297
Los Angeles, Calif.
Crespi High School

2012 — The two-year starter and All-America honoree ran his string of consecutive opening assignments to 27 after manning his outpost for all 13 games his sophomore season ... Earned first-team Pac-12 all-conference accolades for offensive unit that ranked third in the country in rushing (315.23 avg.) and second in scoring (49.54 avg.) enroute to a Fiesta Bowl triumph over Kansas State ... Threw the key block from about the 12-yard line to spring De'Anthony Thomas on his 23-yard touchdown catch to give Oregon a 15-0 opening-quarter advantage in the Fiesta Bowl ... Awarded Ducks' Most Outstanding Offensive Lineman honor (Moshofsky Trophy) following the year for a program that has paced the conference in rushing each of the past seven seasons ... Was the focus of the front line that included a 2013 first-round NFL Draft choice and paved the way for an offense that elipsed 400 yards on the ground on four occasions ... Has been the center for the only two teams in school history that accumulated more than 4,000 rushing yards each of the last two years and shared the nation's lead in rushing touchdowns (48) in 2012 ... Named to the Watch List for Rimington Trophy (nation's most outstanding center).

2011 — All-Freshman second team according to Phil Steele ... 14-game starter at center ... Eclipsed 80 plays on five occasions, including a season-high 91 snaps in win over Oregon State ... Part of an offensive unit that ranked third in the nation in scoring, fifth in rushing and sixth in total offense ... Finished top three among offensive linemen in vertical leap (second, 27"), power clean (second, 319 pounds), squat (tied for second, 485 pounds), 10-yard electronic (second, 1.89 seconds), 20-yard electronic (t-first, 3.09 seconds), shuttle run (t-first, 4.41 seconds) and "L" Run (first, 7.73 seconds) during winter conditioning.

2010 — Redshirt Season.

BEFORE OREGON — A starter on both the offensive and defensive lines, was chosen first-team all-state as a sophomore ... Named first-team all-area on offense by the Los Angeles Daily News in 2010 ... 2008 All-Serra League selection ... As a senior in 2009-10, plowed the road as an offensive lineman for a team that racked up 1,958 rushing yards and 2,436 passing yards, and had 37 tackles and four sacks while playing defense ... As a junior in 2008-09, had 27 tackles on defense and blocked for a team that rushed for 1,606 yards and passed for 1,738 more, scoring 27 total offensive touchdowns ... As a sophomore in 2007-08, had 33 tackles and tied for a team-high with five sacks while blocking for 1,000-yard rusher and a team that rolled up 2,388 rushing yards and 2,167 passing yards ... Given a three-star rating by Scout.com and selected as the No. 9 center in the country ... Three-star recruit and No. 100 defensive end prospect in the country according to ESPN.com.

PERSONAL — Parents: Steve and Mariana Grasu. Family: One brother. High School (Coach): Crespi (Jeremiah Ross), 2010. Major: General Social Science.

HONORS AND AWARDS

2012

- 3rd-Team All-America (CBSSports.com)
- Pac-12 All-Conference 1st Team (Pac-12 Coaches, ESPN.com)
- Team's Outstanding Offensive Lineman (Moshofsky Trophy)
- Todd Doxey Award (Team Honor)

2011

- All-Freshman Second Team (Phil Steele)



Mana Greig
 63 | offensive line
 redshirt senior | 3L | 5-11 | 287
 Waimanalo, Hawaii
 St. Louis High School

2012 — Appeared in first eight games of the season, starting at right guard in wins at Arizona State and vs. Colorado ... Displayed rapid improvement as season wore on before injury derailed his progress ... Participated in 48 snaps in the season-opening win over Arkansas State and 47 at Arizona State ... Secured recognition as Pac-12 Academic All-Conference honorable mention ... Posted offensive line's second-best bench press (390 lbs.) during off-season testing.

2011 — Appeared in six games, playing a season-high 35 snaps in win over Oregon State.

2010 — Appeared in seven games, including four Pac-10 contests ... Made collegiate debut in season opener vs. New Mexico and played a season-high 54 snaps.

2009 — Member of the scout team during his redshirt campaign.

BEFORE OREGON — Helped the Crusaders to back-to-back 11-1 marks and unbeaten 7-0 Interscholastic League I ledgers during his sophomore and junior campaigns ... Rated as the No. 25 prep center by ESPN with a scouts grade of 74 following his junior season ... Selected to play in the Hawaii All-Star Football Classic ... St. Louis had a record of 7-2 during his senior season.

PERSONAL — Parents: Cynthia Su'a and Kimo Greig. Family: Two brothers. High School (Coach) St. Louis (John Hao), 2009. Major: General Social Science.

HONORS AND AWARDS

2012

- Pac-12 Academic All-Conference Honorable Mention



Ryan Hagen
 50 | defensive line
 redshirt senior | 2L | 6-3 | 294
 Brea, Calif.
 Troy High School

2012 — Appeared in six games, posting tackles on three occasions ... Took part in 18 snaps in two of team's first three games against Arkansas State and Tennessee Tech ... Credited with two tackles, including an assist for a one-yard loss in win vs. Colorado ... Recorded one solo stop in victory over Washington ... Contributed two stops in win vs. Tennessee Tech.

2011 — Made the most of limited playing time, recording two sacks in four appearances ... Had first career forced fumble and one sack for a loss of 7 yards in victory vs. Oregon State ... First career sack for a loss of 8 yards in win at Colorado ... Had one tackle in win over Missouri State ... One solo stop in victory vs. Nevada.

2010 — Made his collegiate debut in win vs. Portland State and also saw the field vs. UCLA ... Joined the team during spring practice.

BEFORE OREGON — Lettered three times in football, basketball and track at Troy HS in Fullerton, Calif ... All-Freeway League defensive lineman and team defensive MVP as a senior in 2009 ... Team won Freeway League championship in 2008 ... Two-time team defensive MVP in basketball ... Four-time scholar athlete was twice named all-county scholar athlete.

PERSONAL — Parents: William Hagen and Charla Hall. Family: One brother, one sister. High School (Coach): Troy (Jim Burton), 2009. Major: General Social Science and Journalism/Advertising.

HAGEN'S CAREER STATISTICS


Tackles	G	UA	A	Total	TFL	Yds	PD	FF	FR	Blkd
2010	2	0	0	0	0.0	0	0	0	0	0
2011	5	3	1	4	2.0	15	0	1	0	0
2012	6	1	4	5	0.5	1	0	0	0	0
TOTAL	13	4	5	9	2.5	16	0	1	0	0

Sacks

G	UA	A	Total	Yds	
2010	2	0	0	0.0	0
2011	5	2	0	2.0	15
2012	6	0	0	0.0	0
TOTAL	13	2	0	2.0	15

HAGEN'S CAREER BESTS

Tackles: 2, Tennessee Tech, 9/15/12 (0-2); Colorado, 10/27/12 (0-2)
 Tackles for loss: 1, at Colorado, 10/22/11 (8 yards); Oregon State, 11/26/11 (7 yards)
 Sacks: 1, at Colorado, 10/22/11 (8 yards); Oregon State, 11/26/11 (7 yards)
 Fumbles forced: 1, Oregon State, 11/26/11



Dustin Haines
 14 | quarterback
 redshirt senior | 3L | 6-3 | 209
 Eugene, Ore.
 South Eugene High School

2012 — Team's reserve quarterback stepped onto the field against Tennessee Tech and Colorado, but contributions extend beyond what is visible on Saturdays ... Carried football twice vs. Colorado for 6 yards while taking part in 13 snaps ... One of team's strongest quarterbacks lifted 308 lbs. in clean and benched 305 lbs. following off-season workouts ... Former walk-on was awarded a scholarship for his final season prior to conclusion of spring drills.

2011 — Appeared in three games and attempted one pass ... Rushed for 7 yards on two attempts in win at Colorado ... Offensive scout team player of the year.

2010 — Regular member of the travel squad ... A quarterback by trade, played running back and carried twice, netting 1 yard in win vs. Portland State ... Made one catch for 18 yards as a receiver in his collegiate debut vs. New Mexico.

BEFORE OREGON — Lettered four times in football and track and twice in basketball for the Axemen ... Three-time all-Southwest League choice and team MVP in football ... Also played safety for South Eugene ... Was the district champion in the javelin as a junior.

PERSONAL — Parents: Mike Haines and Janelle Gentry. Family: One brother. High School (Coach): South Eugene (Travis Johnson), 2009. Major: General Science and General Social Science.

HAINES' CAREER STATISTICS

Rushing	G	Att	Yds	TD	Lg	Avg/C	Avg/G
2010	4	2	1	0	3	0.5	0.2
2011	3	2	7	0	6	3.5	2.3
2012	2	2	6	0	6	3.0	3.0
TOTAL	9	6	14	0	6	2.3	1.6

Receiving	G	Rec	Yds	TD	Lg	Rec/G	Avg/C	Avg/G
2010	4	1	18	0	18	0.2	18.0	4.5
2011	3	0	0	0	0	0.0	0.0	0.0
2012	2	0	0	0	0	0.0	0.0	0.0
TOTAL	9	1	18	0	18	0.1	18.0	2.0

Passing	G	Att	Cmp	Int	Yds	TD	Lg	Pct	Avg/P	Avg/G	Effic
2010	4	0	0	0	0	0	0	0.0	0.0	0.0	0.0
2011	3	1	0	0	0	0	0	0.0	0.0	0.0	0.0
2012	2	0	0	0	0	0	0	0.0	0.0	0.0	0.0
TOTAL	9	1	0	0	0	0	0	0.0	0.0	0.0	0.0

HAINES' CAREER BESTS

Rushing attempts: 2, 4 times
 Rushing yards: 7, at Colorado, 10/22/11 (2 carries)
 Long run: 6, at Colorado, 10/22/11; Colorado, 10/27/12
 Pass attempts: 1, at Colorado, 10/22/11
 Receptions: 1, New Mexico, 9/4/10 (18 yards)
 Receiving yards: 18, New Mexico, 9/4/10 (1 reception)
 Long reception: 18, New Mexico, 9/4/10
 Total offense attempts: 3, at Colorado, 10/22/11 (2 rush, 1 pass)
 Total offense yards: 7, at Colorado, 10/22/11 (7 rush, 0 pass)
 All-purpose yards: 18, New Mexico, 9/4/10

HONORS AND AWARDS

2011

- Offensive Scout Team Player of the Year

**Rodney Hardrick**

48 | linebacker
 junior | 1L | 6-1 | 243
 Colton, Calif.
 Colton High School

2012 — Appeared in nine games, including 42 snaps in season opener vs. Arkansas State ... Nine of 11 tackles were unassisted and included one stop for

a loss of 1 yard at USC ... Credited with a season-high four tackles (all solo) against Tennessee Tech and added two stops vs. Arkansas State (along with a quarterback hurry) and Oregon State ... Made one unassisted tackle in the Fiesta Bowl win over Kansas State.

2011 — Appeared in four games as a true freshman ... Career-high four tackles in victory vs. Arizona State ... One solo tackle in win at Arizona ... Had three solo stops, including two tackles for loss, totaling a 3-yard loss in collegiate debut vs. Missouri State.

BEFORE OREGON — Helped Colton High School to a CIF Southern Section championship in 2010 ... Played tight end in addition to outside linebacker for the Yellowjackets ... A three-star recruit according to Rivals.com, Scout.com, ESPN and 247Sports.com ... Considered the No. 35 OLB prospect in the country by Scout.com ... Saw his statistical production explode as a senior with 41 catches for 808 yards and 10 touchdowns on offense to go with 98 total tackles (69 solo), six sacks, two interceptions, seven pass deflections, four forced fumbles and a pair of fumble recoveries on defense ... A 2010 All-San Andreas League first-team linebacker ... Named to the All-Southern Section defensive first team ... Selected to the all-state second team at linebacker ... A preseason All-Sun League first-team at tight end ... As a junior, recorded 35 total tackles (25 solo), one sack and three forced fumbles while accumulating six catches for 146 yards and two touchdowns ... Tallied 71 total tackles (43 solo), five sacks, three forced fumbles and two fumble recoveries during sophomore campaign.

PERSONAL — Parents: Rodney Hardrick and Theresa Miller Family: Two brothers, two sisters. High School (Coach): Colton High (Nick Bray) 2011. Major: Educational Foundations.

HARDRICK'S CAREER STATISTICS

Tackles	G	UA	A	Total	TFL	Yds	PD	FF	FR	Blkd
2011	4	5	3	8	2.0	3	0	0	0	0
2012	9	9	2	11	1.0	1	0	0	0	0
TOTAL	13	14	5	19	3.0	4	0	0	0	0

HARDRICK'S CAREER BESTS

Tackles: 4, Tennessee Tech, 9/15/12 (4-0); Arizona State, 10/15/11 (1-3)
 Tackles for loss: 2, Missouri State, 9/17/11 (3 yards)

**Taylor Hart**

66 | defensive end
 redshirt senior | 3L | 6-6 | 287
 Tualatin, Ore.
 Tualatin High School

2012 — The 12-game starter and Ducks' 11th-leading tackler paced team's down linemen in tackles (36) for the second straight season ... Earned honorable mention Pac-12 Conference acclaim as well as league academic honors for the second time in as many years ... Named by coaches as team's top defensive lineman, was credited with a season-best five tackles against both Fresno State and Arizona State (four unassisted) ... Finished second on the squad in tackles-for-loss (11) while tying for eighth in the conference with team-best eight quarterback sacks (41 yards) ... Had one pass break-up and three unassisted stops, including one tackle for a 1-yard loss, in the Fiesta Bowl win vs. Kansas State ... The in-state standout added four tackles, including a sack for a 6-yard loss and one additional stop for a loss of 1 yard, at Oregon State to go along with a forced fumble ... Duplicated his four-tackle effort against Washington State, where also posted a collegiate-high two QB takedowns for a loss of 9 yards ... Recovered his first fumble of his career and made three stops vs. Arizona ... Had one sack for a 7-yard loss, and recorded three tackles and had one pass breakup in win over Tennessee Tech.

2011 — One of two 14-game starters on the defensive line ... Tenth on the team with 44 tackles ... All-Pac-12 honorable mention (Pac-12 coaches) ... Pac-12 all-academic second team ... Recorded two solo tackles in win over Wisconsin in the Rose Bowl ... Career-high seven tackles, including one sack for a 4-yard loss in win over UCLA in the Pac-12 Championship game ... Made two stops in win vs. Oregon State ... Four tackles vs. USC ... Had two tackles and an assisted sack for a 4-yard loss in victory at Stanford ... One sack for a 2-yard loss to go with three tackles in win at Washington ... Four solo tackles and first career forced fumble vs. Washington State ... Had a pair of stops in win at Colorado ... Also accounted for three tackles and an assist for loss in win vs. Arizona State ... Had a single tackle to go with a career-high two pass breakups and one quarterback hurry in victory vs. California ... First career blocked kick and three tackles in win at Arizona ... Two solo tackles in win over Missouri State ... Recorded four tackles in consecutive games vs. LSU and Nevada.

2010 — Key contributor as an interior lineman, appearing in all 13 games ... First career pass breakup to go with a solo stop at Oregon State ... Recorded a sack among his pair of tackles at Cal ... Career-high four tackles and a sack in win vs. Washington ... 27 plays at USC was a season-best ... Single tackle vs. Stanford after three in win at Arizona State ... Made first two tackles of his career, including one solo, in win at Tennessee.

2009 — Redshirt season ... Selected scout team defensive player-of-the-week following win over Arizona.

BEFORE OREGON — A first-team all-state selection on both offense (tackle) and defense (end) ... Played for head coach Craig Hastin at Tualatin, of the 6A Pacific League ... A Tacoma News Tribune Northwest 100 selection and 'Northwest Nuggets' Honorable Mention ... Ranked as the No. 26 defensive end in that nation according to Rivals.com and ranked the No. 45 DE and No. 27 overall player in the Northwest Hot 100 by Scout.com ... Named a three star recruit by both recruiting services ... The No. 1 player in the state of Oregon according to Superprep Magazine ... Lost to Beaverton in the second round of the state playoffs as a senior after defeating the Beavers during the regular season.

PERSONAL — Parents: Doug and Kathy Hart. Family: One brother. High School (Coach): Tualatin (Craig Hastin), 2009. Major: Sociology/Psychology.

HART'S CAREER STATISTICS

Tackles	G	UA	A	Total	TFL	Yds	PD	FF	FR	Blkd
2010	13	10	8	18	2.0	9	1	0	0	0
2011	14	20	24	44	3.0	10	2	1	0	1
2012	13	24	12	36	11.0	44	3	1	1	0
TOTAL	40	54	44	98	16.0	63	6	2	1	1

Sacks	G	UA	A	Total	Yds
2010	13	2	0	2.0	9
2011	14	2	1	2.5	10
2012	13	8	0	8.0	41
TOTAL	40	12	1	12.5	60

HART'S CAREER BESTS

Tackles: 7, UCLA, 12/2/11 (2-5)
 Tackles for loss: 2 at Washington State, 09/29/12 (9 yards); at Oregon State, 11/24/12 (7 yards)
 Sacks: 2 at Washington State, 9/29/12 (9 yards)
 Fumbles forced: 1, at Oregon State, 11/24/12; Washington State, 10/29/11
 Fumbles recovered: 1, Arizona, 9/22/12
 Pass breakups: 2, California, 10/6/11
 Blocked kicks: 1, at Arizona, 9/24/11

HONORS AND AWARDS2012

- Pac-12 All-Conference Honorable Mention (Pac-12 Coaches)
- Pac-12 Academic All-Conference 2nd Team
 - Team's Outstanding Defensive Lineman (Schaffeld Trophy)

2011

- Pac-12 All-Conference Honorable Mention (Pac-12 Coaches)
- Pac-12 All-Academic Second Team

2010

- Pac-10 Academic All-Conference Honorable Mention

**Daryle Hawkins**

16 | wide receiver
 redshirt senior | 3L | 6-4 | 198
 Omaha, Neb.
 Omaha Central High School

2012 — Emerged as mainstay in team's receivers rotation with eight-game starter appearing in all 13 contests... Improved offensive production to go along

with prowess as a downfield blocker ... Finished tied for third on team with 25 receptions in addition to sharing fourth with three scoring catches (3)... Caught career-best four passes for 28 yards in victory at Arizona State and added three receptions against Washington, USC and Oregon State ... Output in Los Angeles included a 14-yard touchdown catch among his single-game season-high 35 yards receiving ... Also accounted for TDs vs. Arizona and Colorado ... Made a pair of grabs for 16 yards and had one unassisted tackle in loss vs. Stanford ... Recipient of league's academic all-conference honorable mention for second year in a row.

2011 — Appeared in 12 games, making one start ... Receiving average of 20.4 yards per catch was second on the team ... Made five solo tackles on special teams ... Had a career-high three receptions for 38 yards, including a 25-yard TD in win vs. UCLA in the Pac-12 Championship Game ... Had one solo tackle on special teams in win over Oregon State ... Made one grab for 13 yards in victory at Washington ... Back-to-back solo tackles against both Colorado and Washington State ... One solo tackle in win at Arizona ... First career forced fumble and had one solo tackle vs. Missouri State ... Caught one pass for a career-long 51 yards in win vs. Nevada.

2010 — The versatile redshirt freshman was utilized in multiple offensive positions, playing quarterback, running back and wide receiver during Oregon's first three games ... Caught two passes for four yards in win vs. UCLA ... Came out of the backfield to catch a 12-yard touchdown pass against Portland State in addition to running six times for 21 yards ... Carried twice for four yards in win at Tennessee and rushed for 68 yards and a touchdown on ten carries in his debut against New Mexico ... Also had one catch for 10 yards against the Lobos ... UO's fastest quarterback with a 4.89-second electronic 40-yard dash.

2009 — Guided the scout team as a first-year redshirt ... Was on the travel squad for the UCLA game.

BEFORE OREGON — Played for head coach Jay Ball at Omaha Central High School of the A District 3 League ... Lined up at wide receiver for the Eagles in his junior season as the team took home the Nebraska Class A state championship ... Named the starting quarterback to begin his senior season but injured his collarbone in the second game ... Returned to the line-up for final two games ... Had 540 yards of total offense in the four games he played in 2008 ... Team went 2-1 with him in the lineup, 0-6 without ... A prolific track competitor in high school ... Took home a state title in the triple jump, second in the state in long jump ... Had the fastest prelim time in the 110m hurdles but rolled ankle before the finals and still took third ... Metro-Conference 100 and 110 hurdles champion ... Two-star recruit according to Rivals.com ... Played football, track and basketball in each of his four years in high school ... Basketball team won the Nebraska state title in three of his four years ... Went to same HS as Ahman Green and Gayle Sayers.

PERSONAL — Parents: James and Kathryn Knight. Family: One sister. High School (Coach): Omaha Central (Jay Bell), 2009. Major: Product Design.

HAWKINS' CAREER STATISTICS

Rushing	G	Att	Yds	TD	Lg	Avg/C	Avg/G
2010	4	18	93	1	18	5.2	23.2
2011	12	0	0	0	0	0.0	0.0
2012	13	0	0	0	0	0.0	0.0
TOTAL	29	18	93	1	18	5.2	3.2

Receiving	G	Rec	Yds	TD	Lg	Rec/G	Avg/C	Avg/G
2010	4	4	26	1	12	1.0	6.5	6.5
2011	12	5	102	1	51	0.4	20.4	8.5
2012	13	25	202	3	23	1.9	8.1	15.5
TOTAL	29	34	330	5	51	1.2	9.7	11.4

All Purpose	G	Rush	Rec	PR	KR	IR	Total	Avg/G
2010	4	93	26	0	0	0	119	29.8
2011	12	0	102	0	0	0	102	8.5
2012	13	0	202	0	0	0	202	15.5
TOTAL	29	93	330	0	0	0	423	14.6

Tackles	G	UA	A	Total	TFL	Yds	PD	FF	FR	Blkd
2010	4	0	0	0	0.0	0	0	0	0	0
2011	12	5	0	5	0.0	0	0	1	0	0
2012	13	1	0	1	0.0	0	0	0	0	0
TOTAL	29	6	0	6	0.0	0	0	1	0	0

Scoring	G	TD	Rush	Pass	Retn	PAT	2PAT	FG	Total	Avg/G
2010	4	2	1	1	0	0	0	0	12	3.0
2011	12	1	0	1	0	0	0	0	6	0.5
2012	13	3	0	3	0	0	0	0	18	1.4
TOTAL	29	6	1	5	0	0	0	0	36	1.2

HAWKINS' CAREER BESTS

Points scored: 6, 6 times

Touchdowns: 1, 6 times

Rushing attempts: 10, New Mexico, 9/4/10 (68 yards)

Rushing yards: 68, New Mexico, 9/4/10 (10 carries)

Rush TDs: 1, New Mexico, 9/4/10

Long run: 18, New Mexico, 9/4/10

Receptions: 4, at Arizona State, 10/18/12 (28 yards)

Receiving yards: 51, Nevada, 9/10/11 (1 reception)

Receiving TDs: 1, 5 times

Long reception: 51, Nevada, 09/10/11

Total offense attempts: 10, New Mexico, 9/4/10 (10 rush, 0 pass)

Total offense yards: 68, New Mexico, 9/4/10 (68 rush, 0 pass)

All-purpose yards: 78, New Mexico, 9/4/10

Tackles: 1, 7 times

Fumbles forced: 1, Missouri State, 9/17/11

HONORS AND AWARDS2012

- Pac-12 Academic All-Conference Honorable Mention

2011

- Pac-12 Academic All-Conference Honorable Mention



Ricky Havili-Heimuli

90 | defensive tackle
senior | 3L | 6-4 | 314
Glendale, Utah
Brighton High School

2012 — Served key role in Oregon's interior line rotation, ranking eighth in stops (18) along team's first line of defense, yet provided larger presence than statistics would indicate ... Started three games among his 12 appearances while recording tackles in nine of them ... Credited with a season-high four takedowns in loss to Stanford and added a pair of unassisted tackles against both Washington State as well as Kansas State in the Fiesta Bowl victory ... Contributed one quarterback sack at Arizona State and assisted with a second tackle-for-loss in victory at Oregon State ... Accumulated three stops in win vs. Fresno State and two tackles on four other occasions.

2011 — Appeared in 14 games, totaling 22 tackles ... Had two stops in win over UCLA in Pac-12 Championship Game ... Two tackles in win vs. Oregon State ... Recorded four tackles, including three of the solo variety in loss vs. USC ... One solo tackle in victory over Stanford ... Had two tackles in back-to-back wins against Washington State and Washington ... Made four tackles, including 0.5 for a 1-yard loss in win at Colorado ... Credited with a quarterback hurry in victory over Arizona State ... Recorded single tackles in wins against Arizona and California ... Had one stop in back-to-back home wins vs. Nevada and Missouri State ... One tackle in loss against LSU.

2010 — One of two true freshmen to play in every game ... Recorded at least one tackle in six games ... Solo stop in win at Oregon State ... Had two tackles vs. Washington ... Playing time in BCS Championship Game vs. Auburn cut short due to a first-half injury ... Career-high three tackles, including first-ever tackle for loss in win vs. UCLA ... Solo tackle at Arizona State ... Took part in one tackle in win vs. Portland State ... Was in on one tackle in win at Tennessee ... Had a pass breakup in his college debut vs. New Mexico.

BEFORE OREGON — Played for head coach Ryan Bullett at Brighton High School of the 5A Region 4 league ... 2009 Mainland All-Stars MVP in the Hawaii/Polynesia-Mainland Bowl ... A Prepstar Magazine All-American ... 2010 Long Beach Press-Telegram "Best in the West" first-team selection ... The Bengals went 6-4 in his senior season ... 2008 all-State honorable mention ... A four-star recruit and No. 10 defensive tackle by Scout.com ... Ranked a four-star recruit and No. 8 defensive tackle in the nation by Rivals.com ... Member of the Rivals100 ... A four-star recruit and No. 13 defensive tackle by ESPN.com.

PERSONAL — Parents: Okusitino and Kerem Heimuli. Family: Three brothers, two sisters. Major: General Social Science.


HEIMULI'S CAREER STATISTICS

Tackles	G	UA	A	Total	TFL	Yds	PD	FF	FR	Blkd
2010	13	4	5	9	1.0	5	1	0	0	0
2011	14	11	11	22	0.5	1	0	0	0	0
2012	12	6	12	18	1.5	2	0	0	0	0
TOTAL	39	21	28	49	3.0	8	1	0	0	0

Sacks	G	UA	A	Total	Yds
2010	13	0	0	0.0	0
2011	14	0	0	0.0	0
2012	12	1	0	1.0	1
TOTAL	39	1	0	1.0	1

HEIMULI'S CAREER BESTS

Tackles: 4, 4 times
Tackles for loss: 1, 3 times
Sacks: 1, at Arizona State, 10/18/12 (1 yard)
Pass breakups: 1, New Mexico, 9/4/10



Troy Hill

13 | cornerback
redshirt junior | 2L | 5-11 | 168
Youngstown, Ohio
St. Bonaventure High School (CA)

2012 — Team's primary backup corner appeared in 10 games, with 22 of his 26 tackles being unassisted ... Registering tackles on eight occasions, his season-high six stops in the opening win vs. Arkansas State included one solo tackle-for-loss of 1 yard ... Also added five tackles against Washington State ... Credited with a pair of takedowns against Arizona to go along with his first interception return for a touchdown (29 yards) of his collegiate career ... Contributed one tackle and one pass breakup in Fiesta Bowl win over Kansas State ... Had four tackles and two pass breakups in victory at Oregon State as well as four unassisted stops in victory over Washington ... Made three tackles and one pass breakup in win at Arizona State ... Ranked among team's more athletic defensive backs with 4.81 electronic clocking over 40 meters and 33.5-inch vertical leap during off-season testing.

2011 — Started six of his 14 appearances, ranking fifth among defensive backs with 43 tackles (35 solo) ... Career-high nine tackles, including eight of the solo variety, in victory over Wisconsin in the Rose Bowl ... Recorded two tackles in win vs. UCLA in the Pac-12 Championship Game ... Returned one kickoff for a career-best 36 yards and also had two tackles and one pass breakup in win over Oregon State ... Accumulated a trio of tackles in win at Stanford ... Made four tackles, including three unassisted and one stop for a 1-yard loss in victory at Washington ... Credited with six tackles, including five of solo variety in win vs. Washington State ... Four tackles and one pass break up in win over Arizona State ... Career-high two pass breakups vs. California ... Recorded four tackles in win at Arizona ... Ran back one kickoff for 17 yards and had one solo tackle in victory vs. Missouri State ... Returned first career interception for 45 yards and also recorded five solo tackles vs. Nevada.

2010 — Worked with the scout team during redshirt season.

BEFORE OREGON — Played defensive back and wide receiver for team that posted 11-2 record his senior season ... 2009 All-Channel League First-Team Defense ... 2008 Second-Team All-State Junior by CalHiSports.com ... 2007 All-Channel League Second-Team Defense ... Posted 46 tackles and five interceptions for the Seraphs his junior season in 2008 ... Also returned one kickoff for a touchdown and took one of his five picks back for a score ... Earned a three-star rating from Scout.com ... Also a three-star recruit according to Rivals.com and the No. 32 corner in the country.

PERSONAL — Parents: Jim Gilmer and Sandra Jennings. Family: Two brothers, two sisters. High School (Coach): St. Bonaventure (Todd Therrien), 2010. Major: General Social Science.

HILL'S CAREER STATISTICS

Tackles	G	UA	A	Total	TFL	Yds	PD	FF	FR	Blkd
2011	14	35	8	43	1.0	1	7	0	0	0
2012	10	22	4	26	1.0	1	5	0	0	0
TOTAL	24	57	12	69	2.0	2	12	0	0	0


Interceptions	G	No.	Yds	TD	Lg	Avg/R	Avg/G
2011	14	1	45	0	45	45.0	3.2
2012	10	1	29	1	29	29.0	2.9
TOTAL	24	2	74	1	45	37.0	3.1

Kick Returns	G	No.	Yds	TD	Lg	Avg/R	Avg/G
2011	14	2	53	0	36	26.5	3.8
2012	10	0	0	0	0	0.0	0.0
TOTAL	24	2	53	0	36	26.5	2.2

Scoring	G	TD	Rush	Pass	Retn	PAT	2PAT	FG	Total	Avg/G
2011	14	0	0	0	0	0	0	0	0	0.0
2012	10	1	0	0	1	0	0	0	6	0.6
TOTAL	24	1	0	0	1	0	0	0	6	0.2

HILL'S CAREER BESTS

Points scored: 6, Arizona, 9/22/12
 Touchdowns: 1, Arizona, 9/22/12
 All-purpose yards: 45, Nevada, 9/10/11
 Kick returns: 1, Missouri State, 9/17/11 (17 yards); Oregon State, 11/26/11 (36 yards)
 Kick return yards: 36, Oregon State, 11/26/11 (1 return)
 Long kick return: 36, Oregon State, 11/26/11
 Interceptions: 1, Arizona, 9/22/12 (29 yards); Nevada, 9/10/11 (45 yards)
 Long interception return: 45, Nevada, 9/10/11
 Tackles: 9, vs Wisconsin, 1/2/12 (8-1)
 Tackles for loss: 1, Arkansas St., 9/1/12 (1 yard); at Washington, 11/5/11 (1 yard)
 Pass breakups: 2, at Oregon State, 11/24/12; California, 10/6/11

**Damion Hobbs**

10 | quarterback
 freshman | 6-2 | 195
 Cedar Hill, Texas
 Cedar Hill High School

BEFORE OREGON — Afforded three-star acclaim by ESPN.com and Rivals.com while earning first-team all-district quarterback honors ... Threw for 2,769

yards and 29 touchdowns his senior year, in addition to rushing for 808 yards and 12 scores, to help lead the Longhorns to the Texas Class 5A Division 2 state championship game ... Displayed his competitive moxie by throwing for 200 yards and two touchdowns in addition to rushing for another 83 yards and a third score to come close to pulling the upset over seven-time state champion Katy for the Class 5A Division II state title ... Played a big part in the school accumulating an 11-5 record as well as a No. 7 state ranking in 2012 under head coach Joey McGuire after posting an 8-4 mark in 2011 ... Completed 71 of 105 passes (67.6%) for 997 yards and eight touchdowns as a junior, in addition to running for 875 yards (7.9 avg.) and 11 TDs.

**Drew Howell**

39 | long snapper
 senior | 3L | 6-2 | 225
 Tehachapi, Calif.
 Tehachapi High School

2012 — Team's long snapper on punts appeared in 12 of 13 games ... Made one solo tackle in win at Arizona State ... Bench pressed 345 lbs. at conclusion of 2013

off-season workouts.

2011 — Appeared in 12 games as the team's long snapper on punts.

2010 — One of three true freshman to play a prominent role, taking over long snapping duties upon arriving in Eugene ... Appeared in every game except the season opener as no punts were attempted vs. New Mexico ... Made his debut in win at Tennessee, snapping on all four of UO's punt attempts.

BEFORE OREGON — Member of the Chris Sailer Kicking "Top 12" ... Rated the nation's No. 1 long snapper by Chris Rubio ... Rated the top long snapper at the Chris Sailer Kicking Camp ... 2009 South Sequoia League first-team offensive lineman ... 2008 South Sequoia League second-team o-lineman ... Three-year varsity starter ... Made 130 tackles as a senior linebacker in addition to 2.5 sacks and one interception.

PERSONAL — Parents: Mick and Kathryn Howell. Family: Three brothers, two sisters. High School (Coach): Tehachapi (Steve Denman), 2010. Major: Psychology.

HOWELL'S CAREER BESTS

Tackles: 1, at Arizona State, 10/18/12 (1-0); at California, 11/13/10 (1-0)

**Josh Huff**

1 | wide receiver
 senior | 3L | 5-11 | 202
 Houston, Texas
 Nimitz High School

2012 — Oregon's most experienced receiver started all 11 games in which he played ... Earned honorable mention all-conference recognition while grabbing

receptions in eight of his last nine appearances ... Team leader with 493 receiving yards and seven touchdown grabs ranked 10th in the Pac-12 in average yards per catch (15.4) ... Also shared honors as team's fourth-leading scorer (42 points) ... Provided the Ducks with a deep threat as five of his seven scores extended 30 yards or more ... Encountered best stretch as a collegian in consecutive weeks at USC and California, combining for 11 catches for 234 yards and five touchdowns ... Rose to the occasion with personal-bests of six grabs for 125 yards and two scores against the Trojans before latching onto five passes in two of the next three weeks vs. the Golden Bears (109 yards) and Oregon State (62) ... Led the team in receptions three times while 23 of his 32 receptions resulted in first downs or touchdowns ... Latched onto three consecutive completions to setup Kenjon Barner's 24-yard TD run to open the second quarter and provide the Ducks with a 35-0 advantage vs. Colorado ... Concluded the season with three catches for 26 yards in the victory over Kansas State in the Fiesta Bowl.

2011 — Appeared in 12 games, starting 10 ... Team's third-leading receiver (tie) in catches (31) and fourth-leading receiver in yards (430) ... Caught two passes for 14 yards in win over Wisconsin at the Rose Bowl ... Team-high 57 yards on four receptions, returned three kickoffs for 94 yards, including a season-best 40-yarder in win over UCLA in the Pac-12 Championship Game ... Caught one pass for 8 yards in win vs. Oregon State ... Five grabs for a team-high 57 yards in loss vs. USC ... Had a career-best 59-yard TD reception to lead the team in receiving yards in victory at Stanford ... Also returned two kickoffs for 31 yards against the Cardinal ... Led the team with 60 yards receiving on four grabs, 38 yards on two kickoffs at Washington ... Season-high 72 yards on two receptions, including one catch for 45 yards in victory vs. Arizona State ... Three grabs for 54 yards vs. California ... Five receptions for 28 yards, including one touchdown and one kickoff for 11 yards in loss against LSU.

2010 — The lone true freshman on offense to play in all 13 games, starting two ... Second on the team with 1,086 all-purpose yards and tied for fifth in scoring with five total touchdowns ... UO's top kick returner ranked sixth in the Pac-10 at 24.7 yards per return ... Oregon's fifth-leading receiver (303 yards) and rusher (214 yards) ... Held to just two touches in BCS Championship Game vs. Auburn, totaling 35 yards on a pair of kickoff returns ... Tallied 71 all-purpose yards at Oregon State, including two carries for 21 yards ... Game-changing 85-yard touchdown run tied for the third-longest in UO history to give the Ducks their first lead in the 3rd quarter vs. Arizona ... Finished with a game-high 186 all-purpose yards (103 yards rush, 18 rec, 65 kick ret) against the Wildcats ... Two catches for 12 yards, returned two kickoffs for 57 yards in win at Cal ... Season-high 132 yards on kick returns, including a career-best 80-yarder vs. Washington ... Career-long 57-yard catch among his 202 all-purpose yards in win at USC ... Two grabs for 37 yards, including a 22-yard TD, 83 yards on three kick returns vs. UCLA ... 56 all-purpose yards including a 16-yard run on his only carry at Washington State ... Career-highs of five catches and 64 receiving yards, including a 41-yard touchdown in win vs. Stanford ... Made the most of his only reception at ASU, taking it 54 yards for a touchdown, and added 14 rushing yards on one carry in win over the Sun Devils ... Accounted for his first touchdown as a collegian on an 18-yard run vs. Portland State while adding 13 rushing yards on a second carry, as well as catching one pass for 4 yards ... Three catches for 45 yards in collegiate debut against New Mexico.

BEFORE OREGON — Played quarterback, wide receiver, running back and cornerback for the Cougars, who posted a 4-6 record his senior year ... 2010 Junior National Team selection by USA Football ... Playing cornerback, tallied game-high 2.5 tackles for loss at the USA vs. World game ... 2008 Class 5A second-team all-district offense ... Accumulated nearly 2,000 yards of total offense as a senior as he rushed for 1,147 yards and 11 touchdowns and threw for 856 more ... Ranked a four-star prospect and the No. 7 all-purpose running back in the nation and the No. 37 overall recruit in the state of Texas by Rivals.com.

PERSONAL — Parents: Donald and Charlotte Simpson. High School (Coach): Nimitz (Robert Toomer), 2010. Major: Sociology.

HUFF'S CAREER STATISTICS

Rushing		G	Att	Yds	TD	Lg	Avg/C	Avg/G		
2010	13	12	214	2	85	17.8	16.5			
2011	12	0	0	0	0	0.0	0.0			
2012	11	0	0	0	0	0.0	0.0			
TOTAL	36	12	214	2	85	17.8	5.9			

Receiving		G	Rec	Yds	TD	Lg	Rec/G	Avg/C	Avg/G		
2010	13	12	214	2	85	17.8	16.5				
2011	12	0	0	0	0	0.0	0.0				
2012	11	0	0	0	0	0.0	0.0				
TOTAL	36	12	214	2	85	17.8	5.9				

Scoring		G	TD	Rush	Pass	Retn	PAT	2PAT	FG	Total	Avg/G
2010	13	5	2	3	0	0	0	0	0	30	2.3
2011	12	2	0	2	0	0	0	0	0	12	1.0
2012	11	7	0	7	0	0	0	0	0	42	3.8
TOTAL	36	14	2	12	0	0	0	0	0	84	2.3

Kick Returns		G	No.	Yds	TD	Lg	Avg/R	Avg/G		
2010	13	23	567	0	80	24.7	43.6			
2011	12	8	174	0	40	21.8	14.5			
2012	11	1	-5	0	0	-5.0	-0.5			
TOTAL	36	32	736	0	80	23.0	20.4			

All Purpose		G	Rush	Rec	PR	KR	IR	Total	Avg/G
2010	13	214	303	2	567	0	1086	83.5	
2011	12	0	430	0	174	0	604	50.3	
2012	11	0	493	0	-5	0	488	44.4	
TOTAL	36	214	1226	2	736	0	2178	60.5	

HUFF'S CAREER BESTS

Points scored: 18, at California, 11/10/12
 Touchdowns: 3, at California, 11/10/12
 Rush attempts: 3, Arizona, 11/26/10
 Rush yards: 103, Arizona, 11/26/10 (3 carries)
 Rush TDs: 1, Arizona, 11/26/10; Portland State, 09/18/10
 Long rush: 85, Arizona, 11/26/10
 Receptions: 6, at USC, 11/03/12
 Receiving yards: 125, at USC, 11/03/12 (6 receptions)
 Receiving TDs: 3, at California, 11/10/12
 Long reception: 59, at Stanford, 11/12/11
 Total offense attempts: 3, Arizona, 11/26/10 (3 rush, 0 pass)
 Total offense yards: 103, Arizona, 11/26/10 (103 rush, 0 pass)
 All-purpose yards: 202, at USC, 10/30/10
 Punt return yards: 2, UCLA, 10/21/10 (0 returns)
 Long punt return: 2, UCLA, 10/21/10
 Kick returns: 5, at USC, 10/30/10
 Kick return yards: 132, Washington, 11/06/10 (3 returns)
 Long kick return: 80, Washington, 11/06/10
 Tackles: 1, Portland State, 09/18/10 (1-0)

HONORS AND AWARDS2012

•Pac-12 All-Conference Honorable Mention
 (Pac-12 Coaches)

2010

•Team First-Year Player of the Year
 (Casanova)

**Cameron Hunt**

77 | offensive line
 freshman | 6-4 | 265
 Corona, Calif.
 Centennial High School

BEFORE OREGON — The four-star prospect (ESPN.com and Rivals.com) was included on the Rivals250 listing and ranked as the nation's No. 15 offensive guard by Scout.com . . . The four-year letterman helped pave the way for a pair of 1,000-yard running backs and an offense that averaged 49 points per game his senior year . . . Also played a significant role in the Huskies eclipsing their own state record for most total yards in one season (8,560) in 2012, as well as accumulating 4,113 rushing yards . . . Played in the 2013 Under-Armour All-American Game after helping Centennial claim its seventh consecutive section championship . . . Attracted attention as a second-team recipient on *USA Today's* All-America contingent as well as the *Los Angeles Times'* Offensive Lineman of the Year . . . Also earned spots on the LA Times all-area team, was a 2012 CalHiSports first-team all-state honoree as well as Offensive Player-of-the-Year plaudits by the Inland Empire's Big VIII League . . . Was an integral cog on head coach Matt Logan's CIF Southern Section Inland Division championship squad that claimed a 14-2 record as well as was ranked second in the state and 13th in the country.

**Brian Jackson**

12 | strong safety
 redshirt senior | 3L | 5-10 | 197
 Hoover, Ala.
 Hoover High School

2012 — Product of program's depth in the secondary that allowed him to gain experience in a supporting role before thriving as a first-year starter . . . Opened all 13 games that resulted in him finishing as team's third-leading tackler (69) and tops in the defensive secondary . . . Second on the team in passes defended with nine and shared Ducks' lead with pair of fumble recoveries . . . Credited with a personal-best 10 tackles at Oregon State (five unassisted) while leading Oregon in stops against the Beavers, Arizona State and Fresno State . . . Also tallied five unassisted takedowns on four separate occasions . . . Accumulated interceptions in two of his last four appearances of the year to accompany his eight tackles at California (and 35-yard interception return) and 10 in Corvallis . . . Recovered opponents' fumbles in back-to-back outings against Washington State and Washington . . . Ended the regular season with a flurry, tallying 34 tackles in his final four games before claiming responsibility for three solo stops and one pass breakup in the Fiesta Bowl win over Kansas State . . . Included were eight tackles in consecutive outings against USC, California and Stanford . . . Recorded a team-high nine tackles and had three pass breakups in victory over Fresno State . . . Made first collegiate start and recorded three tackles in season-opening win vs. Arkansas State . . . Tested as one of Oregon's strongest defensive backs following winter workouts, clearing 330 lbs. in the clean, 465 lbs. in the squat and 285 lbs. in the bench.

2011 — Saw action in 12 games, recording 27 tackles . . . Recorded two solo tackles in win vs. Wisconsin at the Rose Bowl . . . Returned two kickoffs for 50 yards, including a career-best 30-yarder . . . Recorded two solo tackles in victory at Washington . . . Two stops in win over California . . . Had three tackles, including two solo in win vs. Missouri State . . . Seven tackles vs. Nevada . . . Posted season-high eight tackles in loss against LSU.

2010 — Appeared in all 13 games, establishing himself as a prominent special teams player . . . Solo tackle in win at Oregon State . . . Forced a fumble on a kickoff return, setting up UO's final touchdown vs. Arizona . . . Totaled three tackles against the Wildcats . . . One stop vs. both UCLA and Stanford . . . Made first career interception, forced a fumble and led the Ducks with a career-high eight tackles vs. Portland State . . . Made one tackle in win at Tennessee . . . Had a pass breakup and solo tackle in win vs. New Mexico.

2009 — Selected scout team's defensive player of the week vs. Purdue and Stanford during redshirt season.

BEFORE OREGON — Compiled 161 tackles and three interceptions his senior season and was named Alabama Sports Writers Association first-team all-state defensive back and all-Metro first-team safety ... Ranked No. 85 safety in nation by Rivals.com and the No. 71 cornerback by Scout.com ... Team advanced to state championship game but lost to Prattville, 16-13, to finish with a 13-2 record.

PERSONAL — Parents: Thomas and Annese Jackson. Family: One brother, one sister. High School (Coach): Hoover (Josh Niblett), 2009. Major: Sociology.

JACKSON'S CAREER STATISTICS

Tackles	G	UA	A	Total	TFL	Yds	PD	FF	FR	Blkd
2010	13	8	8	16	0.0	0	2	2	0	0
2011	12	10	17	27	0.0	0	0	0	0	0
2012	13	36	33	69	1.0	2	9	0	2	0
TOTAL	38	54	58	112	1.0	2	11	2	2	0


Interceptions	G	No.	Yds	TD	Lg	Avg/R	Avg/G
2010	13	1	6	0	6	6.0	0.5
2011	12	0	0	0	0	0.0	0.0
2012	13	2	35	0	35	17.5	2.7
TOTAL	38	3	41	0	35	13.7	1.1

All Purpose	G	Rush	Rec	PR	KR	IR	Total	Avg/G
2010	13	0	0	0	0	6	6	0.5
2011	12	0	0	0	50	0	50	4.2
2012	13	0	0	0	0	35	35	2.7
TOTAL	38	0	0	0	50	41	91	2.4

Sacks	G	UA	A	Total	Yds
2010	13	0	0	0.0	0
2011	12	0	0	0.0	0
2012	13	1	0	1.0	2
TOTAL	38	1	0	1.0	2

JACKSON'S CAREER BESTS

All-purpose yards: 50, USC, 11/19/11
 Kick returns: 2, USC, 11/19/11 (50 yards)
 Kick return yards: 50, USC, 11/19/11 (2 returns)
 Long kick return: 30, USC, 11/19/11
 Interceptions: 1, 3 times
 Long interception return: 35, at California, 11/10/12
 Tackles: 10, at Oregon State, 11/24/12 (5-5)
 Tackles for loss: 1, at Arizona State, 10/18/12 (2 yards)
 Sacks: 1, at Arizona State, 10/18/12 (2 yards)
 Fumbles forced: 1, Arizona, 11/26/10 ; Portland State, 09/18/10
 Fumbles recovered: 1, at Washington State, 9/29/12 ; Washington, 10/6/12
 Pass breakups: 3, Fresno State, 9/8/2012



Tyler Johnstone

64 | offensive line
 redshirt sophomore | 1L | 6-6 | 277
 Chandler, Ariz.
 Hamilton High School

2012 — Afforded Freshman All-America acclaim after making his collegiate debut in season's opening win vs. Arkansas State and remained as a left tackle starter for all 13 games ... The youngest member of an interior line that paved the way for an offense ranked third in the country in rushing (315.23) and second in scoring (49.54) enroute to a Fiesta Bowl triumph over Kansas State ... Earning first-team Pac-12 all-conference acclaim by one publication, helped lead the way for a unit that elapsed 400 yards on the ground on four occasions and shared the nation's lead in rushing touchdowns (48) ... Athletic ability epitomized by driving USC defender to the outside to allow Kenjon Barner to cut back and score a fourth-quarter 30-yard TD run ... One of only three players to earn Oregon Elite status for improvement in every phase of off-season conditioning (power, strength, speed and agility) compared with previous year ... Combined three separate lifts to clear over 1,100 lbs. to go along with 31-inch vertical leap.

2011 — Offensive scout team player of the week for prep work ahead of team's win over Nevada.

BEFORE OREGON — A two-year football letterman garnered four stars from Rivals.com, Scout.com and 247Sports.com ... Ranked as the 16th-best prep offensive tackle in the nation by Rivals.com and No. 22 by Scout.com ... Considered the No. 5 player in the state of Arizona by Rivals.com ... Helped Huskies to back-to-back state titles and 29-1 record over his junior and senior seasons, ending prep career as part of 25 consecutive victories ... Was named to the All-5A Fiesta Region football team as a long snapper his senior year ... Helped pave way for a rushing offense that averaged nearly 264 yards per game and 7.4 yards per carry while totaling 46 rushing touchdowns.

PERSONAL — Parents: Kevin and Wendy Johnstone. Family: Two sisters. High School (Coach): Hamilton (Steve Belles), 2011. Major: General Social Science.

HONORS AND AWARDS

2012

- Freshman All-America (CBSSports.com, FOXSportsNEXT.com, The Sporting News)
- Pac-12 All-Conference 1st Team (Phil Steele)
- Pac-12 Academic All-Conference HM



Koa Ka'ai

80 | tight end
 redshirt sophomore | 1L | 6-4 | 242
 Honolulu, Hawaii
 Kamehameha High School

2012 — Appeared in 11 of 13 games while earning distinction as one of few Oregon players in recent years to play on both sides of the football in the same season ... Switched from defensive line to tight end at start of fall camp and proceeded to start there vs. Tennessee Tech ... Made the most of the opportunity, catching only two passes of the year for 18 yards against the Golden Eagles ... Also added one special teams tackle ... Returned to defensive trenches for several games late in the season when depth was thinning, contributing three tackles in win over California ... Took part in season-high 45 snaps in opener against Arkansas State and 33 to end the regular season at Oregon State.

2011 — Defensive scout team player of the week for prep work ahead of team's win at Washington.

BEFORE OREGON — Lettered in football, basketball and track & field while attending Kamehameha Schools Kapalama in Honolulu ... A four-star recruit by Scout.com ... Tabbed as the No. 30 defensive end prospect by ESPN and No. 31 by Scout.com in the 2011 class ... Rated as the 4th-best high school player in Hawaii by Rivals.com ... As a senior, earned first-team all-state and all-Interscholastic League Honolulu honors ... Selected to the All-State third team as a junior in 2009 while leading the Warriors to a state championship ... Named the Most Outstanding Defensive End in the Just Win Maui Combine in 2009 ... Won the shot put at the ILH meet and placed second in the event at the state championships, where he tossed 53-09.00 ... Was also part of a state championship basketball team in 2009.

PERSONAL — Parents: Bill and Pua Ka'ai. Family: One brother. High School (Coach): Kamehameha (David Stant), 2011. Major: Psychology.

KA'AI'S CAREER STATISTICS

Receiving	G	Rec	Yds	TD	Lg	Rec/G	Avg/C	Avg/G
2012	11	2	18	0	13	0.2	9.0	1.6

Tackles	G	UA	A	Total	TFL	Yds	PD	FF	FR	Blkd
2012	11	3	1	4	0.0	0	0	1	0	0

KA'AI'S CAREER BESTS

Receptions: 2, Tennessee Tech, 9/15/12 (18 yards)
 Receiving yards: 18, Tennessee Tech, 9/15/12 (2 receptions)
 Long reception: 13, Tennessee Tech, 9/15/12
 All-purpose yards: 18, Tennessee Tech, 9/15/12
 Tackles: 3, at California, 11/10/12 (2-1)
 Fumbles forced: 1, at California, 11/10/12

HONORS AND AWARDS

2012

•Pac-12 Academic All-Conference 1st Team



David Kafovalu
 98 | defensive end
 redshirt junior | 1L | 6-3 | 251
 Riverside, Calif.
 Arlington High School

2012 — Made six appearances with his most extensive playing time coming at Oregon State (16 plays) ... Enjoyed his most productive outing of the year at

California, recording three stops (2 unassisted) and forced a fumble in win over the Golden Bears ... Had two tackles, including one for a 1-yard loss in victory vs. Colorado ... Also added two stops, including an assist for a 2-yard loss in victory over Tennessee Tech.

2011 — Worked on the scout team.

BEFORE OREGON — Named all-Inland Valley League as an offensive lineman his senior season as well as earning all-CIF Inland Division ... Threw discus for Arlington High School.


PERSONAL — Parents: Tevita and Kalolaine Kafovalu. Family: Two brothers, three sisters. High School (Coach): Arlington (Pat McCarthy), 2011. Major: General Social Science.

KAFOVALU'S CAREER STATISTICS

Tackles	G	UA	A	Total	TFL	Yds	PD	FF	FR	Blkd
2012	6	3	5	8	1.5	2	0	0	0	0

KAFOVALU'S CAREER BESTS

Tackles: 2, 3 times
 Tackles for loss: 1, Colorado, 10/27/12 (1 yard)



Sam Kamp
 99 | defensive line
 redshirt sophomore | 1L | 6-4 | 258
 Mesa, Ariz.
 Mountain View High School

2012 — Made eight appearances during the regular season, taking part in 49 snaps at Arizona State ... Also logged more than 20 plays against Tennessee Tech, Colorado and California ... Recorded two stops, including an assist for a 2-yard loss in victory over the Golden Eagles ... Added one tackle in consecutive weeks vs. Washington, Arizona State and the Buffaloes ... Contributed two tackles in the 2013 Spring Game ... Tested second among defensive linemen with a 29.5-inch vertical leap following off-season workouts.

2011 — Defensive scout team player of the week leading up to road win at Arizona.

BEFORE OREGON — A three-year letterwinner for Mountain View High School, did not play as a senior due to injury ... A three-star recruit according to Rivals.com, Scout.com, ESPN and 247Sports.com ... Rated as the No.14 overall prospect in the state of Arizona by Rivals.com ... PrepStar Magazine All-West Region ... As a junior, helped Lions to a 5A Central League title, tallying 68 tackles, eight sacks and one interception with two fumble recoveries and five pass breakups ... An all-region defensive first-team selection, considered the top defensive lineman in the greater Phoenix area among juniors in 2009 ... Also played basketball at Mountain View.

PERSONAL — Parents: Lane and Nicole Kamp. Family: One brother, two sisters. High School (Coach): Mesa Mountain View (Tom Joseph), 2011. Major: General Social Science.

KAMP'S CAREER STATISTICS

Tackles	G	UA	A	Total	TFL	Yds	PD	FF	FR	Blkd
2012	8	0	5	5	0.5	2	0	0	0	0

KAMP'S CAREER BESTS

Tackles: 2, Tennessee Tech, 9/15/12 (0-2)
 Tackles for loss: .5, Tennessee Tech, 9/15/12 (2 yards)

HONORS AND AWARDS

2012

• Academic All-Pac-12 HM



Wade Keliikipi
 92 | defensive tackle
 redshirt senior | 3L | 6-3 | 306
 Wai'anae, Hawaii
 Wai'anae High School

2012 — One of team's more dominant interior linemen until slowed by injuries the last quarter of the season ... Opened first nine games of the year and shared honors as defensive line's No. 3 tackler before missing final three games of the regular season ... Returned for the Fiesta Bowl, finishing year with 20 stops ... The Pac-12 honorable mention all-league stalwart was credited with team-high six takedowns in win at Arizona State and four at USC, including one tackle for a 3-yard loss ... Recorded three solo tackles, including two quarterback sacks for an 11-yard loss in win over Washington State ... Credited with three tackles, had one tackle-for-loss for 1-yard and recorded one blocked field goal to preserve Oregon's 7-0 second-quarter advantage in 49-0 shutout over Arizona ... Also recorded three tackles and one pass breakup in victory vs. Fresno State ... Tested among team's strongest defensive linemen, squating a best of 495 lbs. and benching 395 lbs.

2011 — Appeared in all 14 games, starting the final 11 ... Totaled 25 tackles on the season ... Season-high five tackles in win over Wisconsin in the Rose Bowl ... Had a pair of stops in victory over UCLA in the Pac-12 Championship Game ... Career-high 1.5 sacks for a total loss of 12 yards as part of his three tackles in win at Washington ... Made two tackles against LSU and had three stops vs. Nevada.

2010 — Appeared in all 13 games, ranking tied for second among reserve linemen with 18 tackles ... Had at least one stop in 11 games, including one solo tackle in BCS National Championship Game vs. Auburn ... Had a pair of solo tackles at Arizona State ... One tackle and first career pass breakup in win vs. Portland State ... Made a pair of solo tackles vs. New Mexico in collegiate debut.

2009 — Redshirted his first collegiate season and was a member of the scout team.

BEFORE OREGON — Named Hawaii's top DT prospect in 2009 by SuperPrep Magazine and the No. 59 recruit overall in the West Region ... Two star recruit by Scout.com and Rivals.com ... Ranked the No. 70 defensive tackle and the No. 20 player overall in the Northwest Hot 100 by Scout.com ... The Seairders posted a 5-6 overall record in 2008 and 9-4 in 2007.

PERSONAL — Parents: West and Gloria Keliikipi. Family: Two brothers. High School (Coach): Wai'anae (Danny Matsumoto), 2009. Major: General Social Science.

KELIIKIPI'S CAREER STATISTICS

Tackles	G	UA	A	Total	TFL	Yds	PD	FF	FR	Blkd
2010	13	10	8	18	0.5	2	1	0	0	0
2011	14	10	15	25	1.5	12	0	0	0	0
2012	10	10	10	20	4.0	15	1	0	0	1
TOTAL	37	30	33	63	6.0	29	2	0	0	1

Sacks	G	UA	A	Total	Yds
2010	13	0	0	0.0	0
2011	14	1	1	1.5	12
2012	10	2	0	2.0	11
TOTAL	37	3	1	3.5	23


KELIIKIPI'S CAREER BESTS

Tackles: 6, at Arizona State, 10/18/12 (2-4)
Tackles for loss: 2, at Washington State, 9/29/12 (11 yards)
Sacks: 2, at Washington State, 9/29/12 (11 yards)
Pass breakups: 1, Fresno State, 9/8/12; Portland State, 9/18/10
Blocked kicks: 1, Arizona, 9/22/12

HONORS AND AWARDS

2012

- Pac-12 All-Conference Honorable Mention (Pac-12 Coaches)



B.J. Kelley
23 | wide receiver
redshirt sophomore | 2L | 6-2 | 183
Fresno, Calif.
Central High School East

2012 — Played in 11 games throughout the season and was on receiving end of passes thrown his way on five occasions ... Topped all receivers who caught five or more passes with yards-per-catch average of 17.2 ... Posted six catches for 103 yards and two touchdowns and finished with four tackles ... Benefited from two receptions for 39 yards in opener vs. Arkansas State in addition to posting a pair of solo stops on special teams ... Limited to only one grab on three other occasions, however two of them resulted in scores against California (18 yards) and Oregon State (2 yards) ... Also added unassisted tackle in Berkeley ... Recovered a fumble against Washington and recorded one catch for 12 yards in win over Tennessee Tech ... Gathered longest reception of the year (32 yards) at Colorado ... Exhibited team's top vertical leap during off-season testing of 36.5 inches ... Also competed for Ducks' Pac-12 champion track team, running third leg on conference's third-place 4x100 relay that qualified for NCAA Championships and posted the sixth-fastest time in program history (39.89) in the latter event.

2011 — Offensive scout team player of the week leading up to victory over Missouri State.

BEFORE OREGON — A four-star recruit according to ESPN ... Considered the No. 26 wide receiver prospect in the nation by ESPN ... As a senior, helped team advance to the second round of the CIF Central Section playoffs, recording 51 catches for 1,223 yards (24.0 yards per reception) and 17 touchdowns ... Also ran the ball 12 times for 110 yards and a score ... Named to the 2010 Cal-Hi third team ... Caught 35 balls for 758 yards (21.7) and eight touchdowns during his junior campaign ... Selected as the overall MVP of the Passing Down Elite 7-on-7 camp in 2009 ... Doubled as a track standout, posting PRs of 21.98 (200), 14.71 (110-hurdles) and 38.37 seconds (300 hurdles), respectively, in the spring of 2010.

PERSONAL — Parents: Pierre Kelley and Shaunda Terry. Family: One brother, two sisters. High School (Coach): Central High East (Casey Quinn), 2011. Major: Sociology.

KELLEY'S CAREER STATISTICS

Receiving	G	Rec	Yds	TD	Lg	Rec/G	Avg/C	Avg/G
2012	11	6	103	2	32	0.5	17.2	9.4

Scoring	G	TD	Rush	Pass	Retn	PAT	2PAT	FG	Total	Avg/G
2012	11	2	0	2	0	0	0	0	12	1.1

Tackles	G	UA	A	Total	TFL	Yds	PD	FF	FR	Blkd
2012	11	3	1	4	0.0	0	0	0	1	0

KELLEY'S CAREER BESTS

Points scored: 6, at California, 11/10/12; at Oregon State, 11/24/12
Touchdowns: 1, at California, 11/10/12; at Oregon State, 11/24/12
Receptions: 2, Arkansas State, 9/1/12 (39 yards)
Receiving yards: 39, Arkansas State, 9/1/12 (2 receptions)
Receiving TDs: 1, at California, 11/10/12; at Oregon State, 11/24/12
Long reception: 32, Colorado, 10/27/12
All-purpose yards: 39, Arkansas State, 9/1/12
Tackles: 2, Arkansas State, 9/1/12 (2-0)
Fumbles recovered: 1, Washington, 10/6/12




Jeff Lockie
17 | quarterback
redshirt freshman | 6-2 | 194
Danville, Calif.
Monte Vista High School

2012 — Traveled with team as a reserve quarterback during his redshirt season while gaining experience on the scout team ... Completed 22 of 28 passes for 217 yards and two touchdowns in 2013 Spring Game.

BEFORE OREGON — A two-year starter at quarterback, won the East Bay Athletic League (EBAL) MVP in 2011 ... Completed 234 passes, piling up 3,278 passing yards with 31 passing touchdowns while rushing for 136 yards and seven additional scores as a senior ... Best individual game came against Heritage High School when he completed 20 passes for 355 yards and five touchdowns ... As a junior, threw for 2,449 passing yards and 26 touchdowns while adding 205 yards on the ground.

PERSONAL — Parents: Paul and Joan Lockie. Family: One brother. High School (Coach): Monte Vista (Craig Bergman), 2012. Major: Undeclared.



Boseko Lokombo

25 | linebacker
redshirt senior | 3L | 6-3 | 229
Abbotsford, B.C.
W.J. Mouat Secondary School

2012 — Started all 13 games yet possesses the experience of playing in each of the Ducks' 40 games over the past three seasons ... Recorded tackles in 34 of them ... One of the team's most athletic defenders ranked 10th in tackles (39) yet shut out of the scoring column for the first time as a collegian ... Posted a single-game best eight tackles in the setback to Stanford while recording five solo stops in the post-season for the second time in as many years, including one takedown for a 2-yard loss in the Fiesta Bowl win over Kansas State ... Latched onto interceptions at Arizona State (21-yard return) and California in addition to forcing a fumble against Washington ... Recorded four stops (three solo), including an assisted tackle-for-loss for 1 yard, at Oregon State in addition to breaking up one pass ... Added four stops in win over Washington State ... Recorded three unassisted tackles, including one sack for a 12-yard loss, in win vs. Fresno State while contributing two pass breakups and one quarterback hurry ... Tested as one of the program's fastest and strongest linebackers, posting an electronic 40-yard time of 4.71, a 495-lb. squat and a 350-lb. bench ... Chosen with the 21st overall pick (3rd round) in the 2013 Canadian Football League Draft by British Columbia.

2011 — Top reserve linebacker ... Totaled 33 tackles (22 solo) in 14 games and returned both of his interceptions for touchdowns, tying the UO single-season record ... Recorded five solo stops in victory over Wisconsin in the Rose Bowl ... Had one pass breakup and a pair of tackles in win vs. UCLA in the Pac-12 Championship Game ... One sack for a 5-yard loss and a pass breakup in victory vs. Oregon State ... Recorded one pass breakup and a 40-yard interception for a touchdown, earning honorable mention CFPA LB of the week in win at Stanford ... Made three solo tackles in victory at Washington ... Scooped up a blocked punt and ran 25 yards for the game's first touchdown and had three tackles in win over Washington State ... Four tackles vs. Arizona State included three solo stops and one sack for an 8-yard loss ... First career forced fumble and four tackles, including one for a 3-yard loss at Arizona ... Four total tackles in win vs. Missouri State included an assisted tackle-for-loss of 2 yards ... Benefitted from a career-long 67-yard interception return for a touchdown and three tackles in victory over Nevada ... Recovered one fumble and made three stops in loss against LSU.

2010 — Played in all 13 games, ranking 10th on the team and fourth among linebackers with 36 tackles ... Tied for first in the Pac-10 with three fumble recoveries ... Made one solo tackle in the BCS National Championship Game vs. Auburn after tallying four tackles against both Oregon State and Arizona ... Equaled season-high with five tackles, including an assisted tackle-for-loss, recovered a fumble and had one pass breakup at USC ... Four tackles apiece vs. UCLA and at Washington State ... Returned a recovered fumble 32-yards for a back-breaking touchdown in win at Arizona State ... Recovered the first fumble of his career vs. Portland State ... Netted a team-high (tie) five tackles in collegiate debut vs. New Mexico in addition to breaking up one pass.

2009 — Redshirted his first collegiate season ... Selected scout team defensive player of the week following victory over California, as well as squad's practice player special teams player of the week against Purdue.

BEFORE OREGON — Received votes in the 2009 "Best in the West" by the *Long Beach Press-Telegram* ... A *Tacoma News Tribune* Northwest Nuggets' Honorable Mention and the newspaper's Northwest 100 selection ... Made 47 tackles with four interceptions as a senior at W.J. Mouat Secondary ... Named a four-star recruit and the No. 10 middle linebacker prospect in the nation and the No. 5 player overall in the Northwest Hot 100 by Scout.com ... Also played wide receiver and running back in high school ... Ran for 1,556 yards on 107 carries (14.54 avg.) and 22 touchdowns, and caught 37 passes for 728 yards in senior season ... Named Provincial AAA Eastern Conference all-Star Offensive MVP ... Played his junior prep season at South Eugene High School where he tallied more than 50 tackles ... Born in the Congo, but moved to Montreal in 1996.

PERSONAL — Parents: Leon and Anne-Marie Lokombo. Family: Four brothers, two sisters. High School (Coach): W.J. Mouat (Dennis Kelly), 2009. Major: Journalism.

LOKOMBO'S CAREER STATISTICS

Tackles	G	UA	A	Total	TFL	Yds	PD	FF	FR	Blkd
2010	13	20	16	36	2.0	4	3	0	3	0
2011	14	22	11	33	3.5	18	5	1	1	0
2012	13	26	13	39	4.5	25	6	1	0	0
TOTAL	40	68	40	108	10.0	47	14	2	4	0

Sacks	G	UA	A	Total	Yds
2010	13	0	0	0.0	0
2011	14	2	0	2.0	13
2012	13	2	0	2.0	17
TOTAL	40	4	0	4.0	30

Interceptions	G	No.	Yds	TD	Lg	Avg/R	Avg/G
2010	13	0	0	0	0	0.0	0.0
2011	14	2	107	2	67	53.5	7.6
2012	13	2	21	0	21	10.5	1.6
TOTAL	40	4	128	2	67	32.0	3.2

Scoring	G	TD	Rush	Pass	Retn	PAT	2PAT	FG	Total	Avg/G
2010	13	1	0	0	1	0	0	0	6	0.5
2011	14	3	0	0	3	0	0	0	18	1.3
2012	13	0	0	0	0	0	0	0	0	0.0
TOTAL	40	4	0	0	4	0	0	0	24	0.6

LOKOMBO'S CAREER BESTS

Points scored: 6, 4 times

Touchdowns: 1, 4 times

All-purpose yards: 67, Nevada, 9/10/11

Punt return yards: 25, Washington State, 10/29/11

Long punt return: 25, Washington State, 10/29/11

Interceptions: 1, 4 times

Long interception return: 67, Nevada, 9/10/11

Tackles: 8, Stanford, 11/17/12 (3-5)


Tackles for loss: 1.5, at Washington State, 10/9/10 (3 yards)

Sacks: 1, 4 times

Fumbles forced: 1, Washington, 10/6/12; at Arizona, 9/24/11

Fumbles recovered: 1, 4 times

Pass breakups: 2, Fresno State, 9/8/12



Keanon Lowe

7 | wide receiver
redshirt junior | 2L | 5-9 | 186
Portland, Ore.
Jesuit High School

2012 — The 10-game starter snagged catches in nine of 13 appearances to make his presence felt as part of the wide receivers regular rotation... Shared honors as team's fifth-leading receiver with 22 receptions,

yet ranked fourth in yards-per-catch (11.1 avg.) among players with 10 or more grabs ... Also fifth in receiving yards (244) and tied for fourth in scoring catches (3) ... Credited with one-game best of five catches for 51 yards in loss to Stanford in addition to snagging scoring grabs vs. the Cardinal, Washington and Tennessee Tech ... Accounted for career-high 80 all-purpose yards against the Golden Eagles and California, including one kickoff return for 60 yards in Berkeley ... Recorded one solo tackle and returned two kicks for 45 yards in the Fiesta Bowl victory vs. Kansas State ... Completed season averaging 22.7 yards on 11 kickoff returns (250 yards) ... In addition to his receiving skills also was a standout on special teams, tallying 10 tackles on kick coverage units ... Recovered a pair of fumbles to go with one unassisted tackle in win at Oregon State ... Added a pair of catches for 40 yards and recorded two tackles in win at USC ... Ran back two kickoffs for 59 yards and made one solo stop on special teams in victory at Arizona State ... Recorded one reception for a 21-yard touchdown and also made one tackle, along with returning one kickoff for 24 yards, in win vs. Washington ... Caught three passes for 46 yards and scored first collegiate touchdown in win vs. Tennessee Tech ... Added three kickoff returns for 34 yards against the Golden Eagles ... Tied for a team-high four receptions for a total of 34 yards in opening win vs. Arkansas State.

2011 — Appeared in eight games, playing primarily on special teams ... Had a pair of solo tackles in win at Stanford ... Made two tackles in back-to-back wins against Washington State and Washington ... First career forced fumble to go along with a pair of solo tackles in win at Colorado ... Ranked fourth best among receivers in the fly 30 (2.95) in winter conditioning.

2010 — Worked with the scout team during redshirt season.

BEFORE OREGON — The Oregon 6A Defensive Player of the Year as a defensive back also played running back and wide receiver for the Crusaders, who sported a 12-2 record and a state title game appearance his senior year ... Also named 6A first-team all-state on offense as a wide receiver ... The *Tacoma News Tribune* Western 100 selection rushed for 1,213 yards on 150 carries with 20 touchdowns while catching 42 passes for 603 yards and seven additional scores his final year ... Also had four interceptions and a fumble recovery on defense ... On special teams, returned 15 kickoffs for 318 yards with a long of 39 yards, and led the Crusaders in scoring with 29 total touchdowns ... As a junior in 2008, had 193 yards rushing on 25 carries for three touchdowns and added a team-high 42 receptions for 718 yards and eight scores ... Had three interceptions and one fumble recovery on defense... On special teams, returned nine kickoffs for 376 yards including a long of 96 yards ... On the track, was a six-time winner in the 100 meters as a junior, including a season-best 10.77 at the Metro League Championships ... Placed first in the 200 with a time of 21.94 ... Rated a four-star recruit and the No. 17 ranked athlete by Rivals.com.

PERSONAL — Parents: Kevin and Jennifer Lowe. Family: One brother, one sister. High School (Coach): Jesuit (Ken Potter), 2010. Major: Political Science.

LOWE'S CAREER STATISTICS

Receiving	G	Rec	Yds	TD	Lg	Rec/G	Avg/C	Avg/G
2011	9	0	0	0	0	0.0	0.0	0.0
2012	13	22	244	3	38	1.7	11.1	18.8
TOTAL	22	22	244	3	38	1.0	11.1	11.1

Scoring	G	TD	Rush	Pass	Retn	PAT	2PAT	FG	Total	Avg/G
2011	9	0	0	0	0	0	0	0	0	0.0
2012	13	3	0	3	0	0	0	0	18	1.4
TOTAL	22	3	0	3	0	0	0	0	18	0.8


Kick Returns	G	No.	Yds	TD	Lg	Avg/R	Avg/G
2011	9	0	0	0	0	0.0	0.0
2012	13	11	250	0	60	22.7	19.2
TOTAL	22	11	250	0	60	22.7	11.4

All Purpose	G	Rush	Rec	PR	KR	IR	Total	Avg/G
2011	9	0	0	0	0	0	0	0.0
2012	13	0	244	0	250	0	494	38.0
TOTAL	22	0	244	0	250	0	494	22.5

Tackles	G	UA	A	Total	TFL	Yds	PD	FF	FR	Blkd
2011	9	6	2	8	0.0	0	0	1	0	0
2012	13	4	6	10	0.0	0	0	0	2	0
TOTAL	22	10	8	18	0.0	0	0	1	2	0

LOWE'S CAREER BESTS

- Points scored: 6, 3 times
- Touchdowns: 1, 3 times
- Receptions: 5, Stanford, 11/17/12 (51 yards)
- Receiving yards: 51, Stanford, 11/17/12 (5 receptions)
- Receiving TDs: 1, 3 times
- Long reception: 38, Tennessee Tech, 9/15/12
- All-purpose yards: 80, Tennessee Tech, 9/15/12; at California, 11/10/12
- Kick returns: 3, Tennessee Tech, 9/15/12 (34 yards)
- Kick return yards: 60, at California, 11/10/12 (1 return)
- Long kick return: 60, at California, 11/10/12
- Tackles: 2, 8 times
- Fumbles forced: 1, at Colorado, 10/22/11
- Fumbles recovered: 2, at Oregon State, 11/24/12



Colt Lyerla

15 | tight end
 junior | 2VL | 6-5 | 250
 Hillsboro, Ore.
 Hillsboro High School

2012 — One of program's most physically gifted tight ends in recent years, combining strength and athleticism to be an asset at the line of scrimmage or as a downfield receiver ... Starting nine of his 13 appearances, tied for third on the team in catches (25) while leading the team and the Pac-12's tight ends in yards-per-catch (15.7) ... Also finished third on the team in receiving yards (392) ... The honorable mention all-conference standout also shared the league lead among players at his position in touchdowns (6) ... Caught three or more passes on four occasions, yet few made a greater impact than two in the final minute of the first half of the Fiesta Bowl ... Snagged two catches for 23 and 17 yards to keep the chains moving during a 46-second touchdown drive that expanded Oregon's halftime lead to 22-10 over Kansas State ... Finished with a trio of receptions for 52 yards in the Fiesta Bowl victory ... Caught a personal-best four passes for a team-high 54 yards in loss vs. Stanford after accumulating a career-high 71 receiving yards and two scores vs. Washington ... Recorded 64 yards and two touchdowns on three grabs in victory at California ... Added to his versatility when he carried the ball seven times for 63 yards and one score against Arizona, in addition to nabbing a pair of aerials for 53 yards and recording one tackle.

2011 — Appeared in 12 games as a true freshman and ranked fourth on the team with five receiving touchdowns ... Caught seven passes for 147 yards, a team-best average of 21.0 yards per catch ... Caught one pass for a 7-yard touchdown and made one solo tackle in win over UCLA in the Pac-12 Championship ... Recorded a career-high 52 yards on two receptions, including a 39-yarder for a touchdown in victory vs. Oregon State ... Had one grab for 35 yards and one solo tackle in loss vs. USC ... Made one solo tackle in win vs. Washington State ... Career-high two solo tackles vs. California ... One stop in win at Arizona ... Caught two passes for 33 yards, scoring touchdowns on both receptions, including a 26-yarder in win over Missouri State ... Caught first pass as a collegian for a 20-yard touchdown and made one tackle in vs. Nevada.

BEFORE OREGON — Competed in the 2010 Army All-American game, starting at linebacker... Rated a five-star recruit by Rivals.com and ranked 26th on the Rivals 100 as the top player in the state as well as the No. 2 overall athlete in the country... No. 29 player on PrepStar Magazine "Dream Team"... Selected to the *Long Beach Post Telegram* "Best in the West" first team and was one of just eight Northwest players recognized on the *Tacoma News Tribune's* annual "Northwest Nuggets" list... Posted 1,519 rushing yards and 352 receiving yards, while averaging 12.5 points per game as a senior ... Also contributed 45 tackles and two sacks during final prep season... Named class 6A first-team All-State at running back and second-team at linebacker in 2010 by *The Oregonian*... Led the Spartans to a class 5A state title in 2009... Rushed for 1,543 yards and 26 TDs, while amassing 843 receiving yards and 13 TDs as a junior... Averaged 17.1 points per game in 2009, when he was named state MVP... Named to the 2009 all-state team at both running back and linebacker... Selected as the Pacific Conference Co-Offensive Player of the Year in 2009.

PERSONAL — Parents: Roger and Tammy Lyerla. Family: Two brothers, one sister. High School (Coach): Hillsboro (Ken Ingram), Dec. 2010. Major: Sociology.

LYERLA'S CAREER STATISTICS

Rushing	G	Att	Yds	TD	Lg	Avg/C	Avg/G
2011	12	0	0	0	0	0.0	0.0
2012	13	13	77	1	23	5.9	5.9
TOTAL	25	13	77	1	23	5.9	3.1

Receiving	G	Rec	Yds	TD	Lg	Rec/G	Avg/C	Avg/G
2011	12	7	147	5	39	0.6	21.0	12.2
2012	13	25	392	6	48	1.9	15.7	30.2
TOTAL	25	32	539	11	48	1.3	16.8	21.6

Scoring	G	TD	Rush	Pass	Retn	PAT	2PAT	FG	Total	Avg/G
2011	12	5	0	5	0	0	0	0	30	2.5
2012	13	7	1	6	0	0	0	0	42	3.2
TOTAL	25	12	1	11	0	0	0	0	72	2.9

All Purpose	G	Rush	Rec	PR	KR	IR	Total	Avg/G
2011	12	0	147	0	0	0	147	12.2
2012	13	77	392	0	0	0	469	36.1
TOTAL	25	77	539	0	0	0	616	24.6

Tackles	G	UA	A	Total	TFL	Yds	PD	FF	FR	Blkd
2011	12	7	1	8	0.0	0	0	0	0	0
2012	13	2	2	4	0.0	0	0	0	0	0
TOTAL	25	9	3	12	0.0	0	0	0	0	0

LYERLA'S CAREER BESTS

Points scored: 12, 3 times

Touchdowns: 2, 3 times

Rushing attempts: 7, Arizona, 9/22/12 (63 yards)

Rushing yards: 63, Arizona, 9/22/12 (7 carries)

Rush TDs: 1, Arizona, 9/22/12

Long run: 23, Arizona, 9/22/12

Receptions: 4, Stanford, 11/17/12 (54 yards)

Receiving yards: 71, Washington, 10/6/12 (3 receptions)

Receiving TDs: 2, 3 times

Long reception: 48, Washington, 10/6/12

All-purpose yards attempts: 9, Arizona, 9/22/12 (116 yards)

All-purpose yards: 116, Arizona, 9/22/12 (9 attempts)

Tackles: 2, California, 10/6/11 (2-0)

HONORS AND AWARDS2012

- Pac-12 All-Conference Honorable Mention (Pac-12 Coaches)

**Alejandro Maldonado**

41 | kicker

senior | 2L | 5-10 | 187

Colton, Calif.

Colton High School

2012 — Oregon's primary kickoff specialist, averaged 59.4 yards per attempt on 98 kickoffs, including 13 touchbacks ... Took on placement duties over final four games, connecting on three of six fields and 18 of 19

PATs ... Connected on a pair of field goals of 33 and 24 yards in the Fiesta Bowl win over Kansas State ... Kicked a 26-yard field goal and recorded one tackle in victory at California ... Added one solo stop in win at USC and one unassisted tackle in win over Washington ... Had a career-high 10 kickoffs for 607 yards, averaging 60.7 yards per attempt in victory over Tennessee Tech, including four touchbacks ... Also made an unassisted tackle against the Golden Eagles ... Averaged 63.3 yards on nine kickoffs and had three touchbacks in victory over Arkansas State ... Drove 10 additional kickoffs to the goal line or deeper that were returned ... Attracted Pac-12 academic all-conference attention for the second year in a row.

2011 — Pac-12 academic all-conference honorable mention pick ... Took over place kicking duties in the second game of the season after an injury sidelined Rob Beard ... Connected on 77 of 78 PATs to set school's single-season records for both successful PATs and attempts... Added seven of 12 field goals to break into Ducks' one-season scoring top-10 ... Third on the team in scoring with 100 points ... Averaged 64.4 yards on 56 kickoffs ... Made pivotal 30-yard field goal to put the Ducks ahead by seven points in win over Wisconsin in the Rose Bowl ... Matched his career-long with a 40-yard field goal in win at Stanford ... Made two of four field goal attempts in win at Washington, including a 40-yarder ... Was two of two (37, 24) in 14-point win vs. Arizona State.

2010 — Taken out of a potential redshirt to serve as the punter in the final two regular season games ... Averaged 36.0 yards on three punts, including two fair catches and placing one inside the 20-yard line ... Two punts included a long of 40 yards in win at Oregon State ... Punted once in collegiate debut vs. Arizona, downing a 30-yarder inside the 20.

BEFORE OREGON — First-team all-San Andreas League punter and kicker, as well as all-CIF Southern Section first-team, as a senior ... All-San Bernardino County All-Star according to the *Riverside Press Enterprise* ... Kohl's Kicking School All-American ... Crowned champion of the Las Vegas Regional Kicking Competition ... Team captain and special teams MVP ... Had 24 punts for 997 yards (41.54 avg.) with 20 inside the 20 ... Converted 70 kickoffs into 60 touchbacks, including 37 out of the endzone ... Hit on 8-of-12 field goals and connected on all 53 PAT attempts for 77 total points in his final prep season ... Also received first-team all-league honors his junior year, punting 23 times for 903 yards (39.26 avg.) with a long of 70 yards.

PERSONAL — Parents: Francisco Cardenas and Gabriela Flores. High School (Coach): Colton (Harold Strauss), 2010. Major: Family and Human Service.

MALDONADO'S CAREER STATISTICS

Scoring	G	TD	Rush	Pass	Retn	PAT	2PAT	FG	Total	Avg/G
2010	2	0	0	0	0	0	0	0	0	0.0
2011	13	0	0	0	0	77	1	7	100	7.7
2012	13	0	0	0	0	18	0	3	27	2.1
TOTAL	28	0	0	0	0	95	1	10	127	4.5

Field Goals

G	Att	Made	Lg	Pct
2010	2	0	0	0.0
2011	13	12	7	40
2012	13	6	3	33
TOTAL	28	18	10	40

MALDONADO'S CAREER BESTS

Points scored: 11, at California, 11/10/12; Arizona State, 10/15/11

PATs Made: 9, Nevada, 9/10/11 (9 attempts)

PAT Attempts: 9, Nevada, 9/10/11 (9 made)

Field goals made: 2, 4 times

Field goal attempts: 4, at Washington, 11/5/11

Longest field goal: 40, at Stanford, 11/12/11; at Washington, 11/5/11

Punt attempts: 2, at Oregon State, 12/4/10 (78 yards)

Punt yards: 78, at Oregon State, 12/4/10 (2 punts)

Longest punt: 40, at Oregon State, 12/4/10


Tackles: 1, 5 times

HONORS AND AWARDS2012

- Pac-12 Academic All-Conference Honorable Mention

2011

- Pac-12 Academic All-Conference Honorable Mention

**Derrick Malone**

22 | linebacker

redshirt junior | 2L | 6-2 | 212

Colton, Calif.

Colton High School

2012 — Started one of 12 appearances during a season when he ranked eighth on team in tackles and third among linebackers (41) ... Logged 45 snaps or more in seven of first eight games, recording a personal-best nine tackles in win over Colorado in addition to returning an interception 14 yards ... Also credited with six tackles in each of previous two weeks against Washington and Arizona State (combining for seven unassisted) ... Recorded a quintet of stops in opener vs. Arkansas State ... Made three stops in wins vs. Tennessee Tech and California ... Awarded Pac-12 Academic All-Conference honorable mention acclaim for second year in a row.

2011 — Pac-12 all-academic honorable mention ... Appeared in all 14 games, totaling 15 tackles ... Had one stop in win over Wisconsin in the Rose Bowl ... Made one solo tackle in win vs. UCLA in the Pac-12 Championship Game ... Had two tackles in the Civil War victory over Oregon State ... First career TFL for a 6-yard loss in victory at Washington ... Two stops in win at Colorado ... Had a pair of solo stops in win at Arizona and two tackles vs. Missouri State ... Season-high three tackles in win over Nevada.

2010 — Worked with the scout team during redshirt season.

BEFORE OREGON — Helped lead the Yellowjackets to a 10-2 overall record in his senior season as both a defensive back and running back before falling to Rancho Cucamonga in the playoffs... Had 44 tackles, two interceptions, 17 pass deflections and three fumble recoveries on defense in addition to rushing for 1,501 yards on 137 carries (10.96) and 19 touchdowns... One of two rushers to surpass 1,400 yards in 2009... As a junior in 2008-09, rushed for 1,063 yards on 136 carries and 11 scores on offense while racking up 41 tackles, two interceptions, 11 pass deflections and four fumble recoveries on defense... As a sophomore, had 44 tackles, one interception, four pass deflections and one fumble recovery while playing mostly on defense only... The three-star recruit (Scout.com, Rivals.com and ESPN.com) was rated as the No. 41 safety in the country by Scout.com.

PERSONAL — Parents: Derrick Malone, Sr. and Candice Allen. Family: One brother. High School (Coach): Colton (Harold Strauss), 2010. Major: Journalism/Advertising.

MALONE'S CAREER STATISTICS

Tackles	G	UA	A	Total	TFL	Yds	PD	FF	FR	Blkd
2011	14	10	5	15	1.0	6	0	0	0	0
2012	12	22	19	41	1.0	3	1	0	0	0
TOTAL	26	32	24	56	2.0	9	1	0	0	0

Interceptions	G	No.	Yds	TD	Lg	Avg/R	Avg/G
2011	14	0	0	0	0	0.0	0.0
2012	12	1	14	0	14	14.0	1.2
TOTAL	26	1	14	0	14	14.0	0.5

All Purpose	G	Rush	Rec	PR	KR	IR	Total	Avg/G
2011	14	0	0	0	0	0	0	0.0
2012	12	0	0	0	0	14	14	1.2
TOTAL	26	0	0	0	0	14	14	0.5

MALONE'S CAREER BESTS

Tackles: 9, Colorado, 10/27/12 (2-7)

Tackles for loss: 1, Fresno State, 9/8/12 (3 yards)

Interceptions: 1, Colorado, 10/27/12 (14 yards)

HONORS AND AWARDS

2012

- Pac-12 Academic All-Conference Honorable Mention
- Team's Gordon E. Wilson Award (Oregon's Top Special Team's Performer)

2011

- Pac-12 Academic All-Conference Honorable Mention




Michael Manns

37 | defensive back
redshirt freshman | 5-11 | 171
Molalla, Ore.
Molalla High School

2012 — Acquired experience on the scout team... Credited with four tackles (3 solo) in the 2013 Spring Game.

BEFORE OREGON — The two-year letterman invited to play in the East-West Shrine all-star game in 2012... Named school's 2011-12 Athlete of the Year... Was first-team all-Tri-Valley Conference defensive back and honorable mention wide receiver as a senior for the Indians... Credited with 52 tackles, five interceptions and one recovered fumble for a team that finished season with a 6-5 record... Second-team all-league performer in the secondary as a junior... Also lettered three times in basketball and once in track & field as a prep.

PERSONAL — Grandparents: Ken and Barbara Manns. No brothers or sisters. High School (Coach): Molalla (Kaleb Mitchell), 2012. Major Undeclared.



Marcus Mariota

8 | quarterback
redshirt sophomore | 1L | 6-4 | 211
Honolulu, Hawaii
St. Louis High School

2012 — The honorable mention All-American and Pac-12 Offensive Freshman of the Year became the league's first freshman quarterback to earn first-team all-league honors in 23 years... Started all 13 games during the year and had at least one passing touchdown in each, setting a conference freshman record for most TD passes in one season (32)... Fell one scoring toss shy of equaling school's single-season pinnacle, yet accounted for 228 points (192 passing, 30 rushing, 6 receiving) to surpass previous Oregon best (216) and rank 14th nationally (17.54)... The Pac-12 leader finished seventh in the country in passing efficiency (163.23)... Led the league in completion percentage (68.45), falling just short of the NCAA freshman record of 69.5 percent (Sam Bradford, Oklahoma, 2007)... Finished second on Oregon's single-season total offensive yards list (3,429) and ninth in passing yards (2,677)... The Ducks' second-leading rusher (752) also ran for more yards in one year than any other quarterback in school history, including a single-game best 135 yards at Arizona State, 96 yards at USC, 89 yards against Stanford and 85 yards at Oregon State... Completed 12 of 24 passes for 166 yards and two touchdowns to go along with 62 yards and one score on the ground in Fiesta Bowl win over Kansas State... Threw for four or more touchdowns four times, beginning with his winning effort against Tennessee Tech despite not playing past the opening drive of the second half... Became the first freshman signal-caller in school history to pass for more than 300 yards in a single game when he threw for 308 yards vs. the Golden Eagles the third week of the season... Enjoyed his best game throwing the football of his first campaign at California, completing a season-high 27 passes (34 attempts) for 377 yards while tying a school record with six TD passes... Added 42 yards on the ground vs. the Golden Bears to amass a first-year best 419 yards of total offense... Also accumulated 400 yards of total offense in a 62-51 win at USC, completing 20 of 23 passes for 304 yards and four touchdowns... Became the first Oregon quarterback in two years to eclipse the century mark in rushing... His 135 yards at Arizona State included an 86-yard scoring run -- the longest ever by an Oregon quarterback and the fifth-longest touchdown sprint in school history... Also became the first player since Joey Harrington in 2000 to run, pass and be on the receiving end of a TD pass in the same game in the win vs. the Sun Devils... Completed 18 of 22 passes for 200 yards and three touchdowns in his collegiate debut in win over Arkansas State, culminating his first nine drives of his collegiate career with touchdowns (7 vs. Arkansas State, 2 vs. Fresno State)... Encountered a stretch of 119 consecutive pass attempts without suffering an interception the second half of the season while throwing only one errant pass (compared with 17 touchdowns) spanning his last seven appearances (168 attempts).

2011 — Member of the travel squad as team's No. 3 quarterback.

BEFORE OREGON — A four-star recruit according to 247Sports.com, garnered three stars from both Rivals.com and Scout.com... Rated the No. 6 recruiting prospect in the state of Hawaii and No. 12 overall quarterback in the nation by Rivals.com... PrepStar Magazine All-West Region... As a senior, threw for 2,597 yards on 165 of 255 passing (64.7%), including 32 touchdowns against only five interceptions... Guided the Crusaders to an 11-1 record and a state title... Also rushed the ball 60 times for 455 yards (7.6 yards per carry) and seven scores... Named Interscholastic League of Honolulu Offensive Player of the Year and All-ILH first team quarterback... At the 2010 National Underclassman Combine, he was named quarterback MVP and won the camp's "Fastest Man" and "Combine King" awards... Clocked 4.48 seconds in the 40-yard dash at the NUC camp... Played in the NUC All-World Gridiron Classic, a high school all-star bowl in Columbia, S.C.

PERSONAL — Parents: Toa Mariota and Alana Deppe-Mariota. Family: One brother. High School: Saint Louis School (Darnell Arceneaux), 2011. Major: General Science.

MARIOTA'S CAREER STATISTICS

Passing	G	Att	Cmp	Int	Yds	TD	Lg	Pct	Avg/G	Effic
2012	13	336	230	6	2,677	32	55	68.5	205.9	163.2

Rushing	G	Att	Yds	TD	Lg	Avg/C	Avg/G
2012	13	106	752	5	86	7.1	57.8

Total Offense	G	Rush	Pass	Total	Avg/G
2012	13	752	2,677	3,429	263.8

Scoring	G	TD	Rush	Pass	Retn	PAT	2PAT	FG	Total	Avg/G
2012	13	6	5	1	0	0	0	0	36	2.8

MARIOTA'S CAREER BESTS

Points scored: 12, at Arizona State, 10/18/12
 Touchdowns: 2, at Arizona State, 10/18/12
 Rushing attempts: 15, at USC, 11/3/12 (96 yards)
 Rushing yards: 135, at Arizona State, 10/18/12 (10 carries)
 Rushing TDs: 1, 5 times
 Long run: 86, at Arizona State, 10/18/12
 Pass attempts: 37, Stanford, 11/17/12 (21 completions)
 Pass completions: 27, at California, 11/10/12 (34 attempts)
 Consecutive completions: 13, Arkansas State, 9/1/12
 Passing yards: 377, at California, 11/10/12 (27-34)
 Pass TDs: 6, at California, 11/10/12
 Had intercepted: 2, at Washington State, 9/29/12
 Long pass: 55, Arizona, 9/22/12
 Receptions: 1, at Arizona State, 10/18/12
 Receiving yards: 2, at Arizona State, 10/18/12 (1 reception)
 Total offense attempts: 49, Stanford, 11/17/12 (296 yards)
 Total offense yards: 419, at California, 11/10/12 (40 attempts)
 All-purpose yards attempts: 15, at USC, 11/3/12 (96 yards)
 All-purpose yards: 137, at Arizona State, 10/18/12 (11 attempts)

HONORS AND AWARDS

2012

- Honorable Mention All-America (SI.com)
- Pac-12 All-Conference 1st Team (Pac-12 Coaches, ESPN.com, Phil Steele)
- Pac-12 Offensive Freshman of the Year (Pac-12 Coaches)
- Pac-12 Academic All-Conference Honorable Mention
 - Manning Award Finalist
 - Team's Most Outstanding Player (Skeie's Award)

**Byron Marshall**

9 | running back
 sophomore | 1L | 5-10 | 201
 San Jose, Calif.
 Valley Christian High School

2012 — True freshman was team's fourth-leading rusher with 464 yards and four touchdowns while appearing in 11 of 13 games ... Experienced the most playing time in the opener against Arkansas State, carrying the ball 24 times for 64 yards and one touchdown (3 yards) on 44 snaps ... Tallied his career high two weeks later vs. Tennessee Tech, rushing for 125 yards and one score (4 yards) ... Included among his totals were 103 yards in less than 9 minutes in the third quarter against the Golden Eagles ... Developed a penchant for moving the ball forward, losing only 4 yards on his final 63 carries following the season opener ... Rushed for 67 yards on 12 totes in the win over Colorado in addition to catching his lone pass of the year for a 14-yard gain ... Returned kickoff 21 yards against Washington in addition to running for 59 yards and one TD ... Accumulated the year's longest run of 32 yards vs. the Huskies ... Also scored a touchdown at California ... Clocked in 4.77 electronically over 40 meters and squatted 455 lbs.

BEFORE OREGON — The four-year letterman played in the 2012 Army All-America game ... Ran for 914 yards and nine touchdowns his senior year, averaging 9.38 yards per carry, and caught seven passes for 86 yards and one TD despite missing three games due to injury ... Named to the all-Mercury News' second-team ... Carried the ball 145 times for 1,360 yards and 20 touchdowns as a junior, as well as catching 10 passes for 115 yards, to be selected to the all-Central Coast first-team ... Had a break-out year as a sophomore, rushing for 1,035 yards and 17 TDs, while catching 11 passes for 331 yards and four more scores ... Was the Cal-Hi Sports State Sophomore of the Year ... First-team Central Coast choice and West Coast Athletic League pick as a sophomore ... Also lettered in track, placed third place at the National Indoor Championships at 60 meters and was the ranked first among sophomores in California with a time of 10.67 seconds in the 100 meters.

PERSONAL — Parents: Greg and Tammie Marshall. Family: One brother, one sister. High School (Coach): Valley Christian (Mike Machado), 2012. Major: Undeclared.

MARSHALL'S CAREER STATISTICS

Rushing	G	Att	Yds	TD	Lg	Avg/C	Avg/G
2012	11	87	447	4	32	5.1	40.6

Scoring	G	TD	Rush	Pass	Retn	PAT	2PAT	FG	Total	Avg/G
2012	11	4	4	0	0	0	0	0	24	2.2


Receiving	G	Rec	Yds	TD	Lg	Rec/G	Avg/C	Avg/G
2012	11	1	14	0	14	0.1	14.0	1.3

Kick Returns	G	No.	Yds	TD	Lg	Avg/R	Avg/G
2012	11	2	17	0	21	8.5	1.5

All Purpose	G	Rush	Rec	PR	KR	IR	Total	Avg/G
2012	11	447	14	0	17	0	478	43.5

MARSHALL'S CAREER BESTS

Points scored: 6, 4 times
 Touchdowns: 1, 4 times
 Rushing attempts: 24, Arkansas State, 9/1/12 (64 yards)
 Rushing yards: 125, Tennessee Tech, 9/15/12 (13 carries)
 TDs Rushing: 1, 4 times
 Long run: 32, Washington, 10/6/12
 Receptions: 1, Colorado, 10/27/12 (14 yards)
 Receiving yards: 14, Colorado, 10/27/12 (1 reception)
 Long reception: 14, Colorado, 10/27/12
 All-purpose yards attempts: 24, Arkansas State, 9/1/12 (64 yards)
 All-purpose yards: 125, Tennessee Tech, 9/15/12 (13 attempts)
 Kick returns: 1, Colorado, 10/27/12 (-4 yards); Washington, 10/6/12 (21 yards)
 Kick return yards: 21, Washington, 10/6/12 (1 return)
 Long kick return: 21, Washington, 10/6/12

**Dior Mathis**

3 | cornerback
 redshirt junior | 2L | 5-9 | 175
 Detroit, Mich.
 Cass Technical High School

2012 — Provided the Ducks depth in the secondary in 10 games, finishing year with 16 tackles (10 unassisted) and two interceptions (70 yards) ... Posted career-high five tackles vs. Colorado, including 1.5 tackles-for-loss of 3 yards ... Also tallied four stops in season-opener vs. Arkansas State ... Parlayed trio of solo tackles against Tennessee Tech with first of two interceptions (28-yard return) and one pass broken up ... Registered one unassisted stop at Arizona State, but added an interception and 42-yard return ... Tallied a pair of tackles and one pass breakup in win at Oregon State ... Contributed seven tackles in the 2013 Spring Game, including one for a 4-yard setback ... Clocked as fastest defensive back during off-season testing (4.61 40) while also pacing position with 34.5-inch vertical leap ... Doubles as key member of school's track & field program, running opening leg on Pac-12's third-place 4x100 relay that qualified for NCAA Championships, posting sixth-fastest time in program history in the latter event (39.89) ... Added a wind-aided 100-meter season-best of 10.31.

2011 — Appeared in five games, recording seven tackles ... Recorded a season-high three solo tackles in win over Oregon State ... Added two solo stops in win vs. Missouri State and one tackle vs. Nevada.

2010 — Acquired more experience while redshirting his first season ... Won the "Football 60" exhibition race at the Oregon Twilight track meet, covering 60 meters in 6.87 seconds to defeat four gridiron teammates.

BEFORE OREGON — Helped the Technicians to a 6-4 overall record in his senior season while playing wide receiver and defensive back ... The Prepstar Magazine All-American tallied 15 touchdowns and eight interceptions while starting on both sides of the ball as a junior ... Recorded times as fast as 10.4 in the 100-meters while competing with the Cass Tech track team ... Ran the third fastest qualifying time in the state in division one during the spring of 2009, clocking in at 10.71 en route to winning the regional championship ... State indoor champion in the 60 meters where he ran a qualifying time of 6.88 ... Rated a four-star recruit and No. 12 cornerback in the nation by Rivals.com.

PERSONAL — Parents: Mecah and Pam Mathis. Family: No brothers or sisters. High School (Coach): Cass Technical (Thomas Wilcher), 2010. Major: General Social Science.

MATHIS' CAREER STATISTICS

Tackles	G	UA	A	Total	TFL	Yds	PD	FF	FR	Blkd
2011	5	6	1	7	1.0	1	0	0	0	0
2012	10	10	6	16	1.5	3	5	0	0	0
TOTAL	15	16	7	23	2.5	4	5	0	0	0

Interceptions	G	No.	Yds	TD	Lg	Avg/R	Avg/G
2011	5	0	0	0	0	0.0	0.0
2012	10	2	70	0	42	35.0	7.0
TOTAL	15	2	70	0	42	35.0	4.7

MATHIS' CAREER BESTS

Most Interceptions: 1, at Arizona State, 10/18/12 (42 yards); Tennessee Tech, 9/15/12 (28 yards)

Most interception yards: 42, at Arizona State, 10/18/12 (1 interception)

Long interception return: 42, at Arizona State, 10/18/12

Tackles: 5, Colorado, 10/27/12 (2-3)

Tackles for loss: 1.5, Colorado, 10/27/12 (3 yards)

Pass breakups: 1, 3 times



Danny Mattingly

46 | linebacker
freshman | 6-5 | 222
Spokane, Wash.
Mead High School

BEFORE OREGON — The three-year letterman ranked as a four-star prospect according to ESPN.com and 247sports.com, and listed 16th among the nation's elite tight ends by Scout.com and 18th among outside linebackers ... The second-ranked recruit in the state caught 25 passes for 365 yards and six touchdowns his senior year ... Also recorded 117 tackles, 14 tackles-for-loss, six sacks and four interceptions in 2012 before competing in the 2013 Offense-Defense All-American Bowl in Houston ... Earned 2012 first-team 4A all-state accolades by the Associated Press for the Panthers, who ended the year with a 10-2 mark under head coach Sean Carty ... Chalked up 75 tackles, 10 quarterback sacks, forced four fumbles and had five interceptions, including two for touchdowns, as a junior ... Caught nine passes for 227 yards and three touchdowns in 2011 ... Named Greater Spokane League defensive player of the year and first-team all-defense his final year after sharing league defensive MVP honors the previous season ... Also earned honorable mention Class 3A All-State honors by The Associated Press at linebacker and tight end as a junior.



Ryan McCandless

57 | defensive end
redshirt sophomore | 6-2 | 215
Santa Rosa, Calif.
Cardinal Newman High School

2012 — The walk-on worked on improving skills on Ducks' scout team ... Recorded one tackle-for-loss for 1 yard in 2013 Spring Game ... Timed in 5.08 in electronic 40 meters and 4.22 in shuttle run.

BEFORE OREGON — Named North Bay League second-team defensive lineman his senior year before earning conference's defensive line honorable mention the previous year ... Earned three letters in football and track ... All-city champion in the 100 meters, long jump and anchor of the 4x100 relay ... Named Most Valuable Athlete of the Year on the league championship track team his final year.

PERSONAL — Parents: Alan and Terri McCandless. Family: Two sisters. High School (Coach): Cardinal Newman (Paul Cronin), 2011. Major: Sociology.




Matt McFadden

70 | offensive line
redshirt freshman | 6-4 | 295
Novato, Calif.
Marin Catholic High School

2012 — The walk-on joined the Ducks following the first game ... Improved skills as member of the scout team.

BEFORE OREGON — Helped lead team to 2009 North Coast Section championship as well as Marin County Athletic League championships all three seasons ... Also competed in the shot put and discus throw for three years.

PERSONAL -- Parents: Robert and Karen McFadden. Family: No brothers or sisters. High School (Coach): Marin Catholic (Mazi Moayed), 2012. Major: Undeclared.



Terrance Mitchell

27 | cornerback
redshirt junior | 2L | 6-0 | 189
Sacramento, Calif.
Luther Burbank High School

2012 — One of four 13-game starters on defense is a top cover corner in the Pac-12 ... Numbers slightly dipped as a sophomore as opponents hesitated to test his side of the field ... Ranked third on the team in passes defended (8) and ninth in tackles (40) to earn Pac-12 honorable mention plaudits ... Credited with personal-best eight tackles vs. both USC (four unassisted) and Stanford in addition to breaking up one pass in each ... Posted five unassisted stops in win vs. Kansas State in the Fiesta Bowl and claimed a trio of tackles in victories over Fresno State, Washington and Oregon State ... Encountered his best success defending the pass with two breakups against both the Bulldogs and Washington State ... Made two solo tackles and had one pass breakup in season-opening triumph vs. Arkansas State ... Tested among program's fastest defensive backs during off-season workouts, posting a 4.77 electronic 40-yard clocking.

2011 — Appeared in 14 games, starting 12 ... Team-high 10 pass breakups ... Ranked third among defensive backs with 45 tackles ... Recorded five tackles, including four solo and forced a fumble in win over Wisconsin in the Rose Bowl ... Had one interception, one breakup and four tackles in win over UCLA in the Pac-12 Championship Game ... One breakup and five tackles in win vs. Oregon State ... Had three solo tackles, one forced fumble, which he recovered for a 9-yard gain in win at Washington ... Career-long interception return of 36 yards to go along with four tackles, including one tackle-for-loss in win vs. Washington State ... Also had one pass breakup vs. the Cougars, which was his fourth consecutive game with a breakup ... Had five tackles and one pass breakup in victory vs. Cal ... First career kickoff return for 24 yards and also had five tackles, including four solo stops and one tackle-for-loss for a 2 yards vs. Nevada ... Also forced one fumble and had one pass breakup vs. the Wolf Pack.

2010 — Ducks benefitted from the luxury of depth in the secondary that enabled a redshirt year.

BEFORE OREGON — Earned Metro League Offensive MVP honors in 2009 ... First-team all-city cornerback ... CalHiSports.com all-state first team at defensive back ... 2008 *Sacramento Bee* All-Metro honorable mention ... Had 2,360 all-purpose yards on 106 rushing attempts and 48 catches his senior season ... Scored 24 touchdowns while on offense ... On defense, had six interceptions, a forced fumble and one blocked field goal ... As a junior in 2008, credited with 38 tackles, two interceptions for touchdowns, a forced fumble and 10 pass breakups ... Also played basketball where he was first-team All-Metro League as a sophomore and junior ... Rated a three-star recruit and No. 31 cornerback in the nation by Scout.com.

PERSONAL — Parents: Terrance and Kepta Mitchell. Family: One sister. High School (Coach): Luther Burbank (John Heffernan), 2010. Major: General Social Science.

MITCHELL'S CAREER STATISTICS

Tackles	G	UA	A	Total	TFL	Yds	PD	FF	FR	Blkd
2011	14	26	19	45	3.0	7	12	3	1	0
2012	13	22	18	40	0.0	0	8	0	0	0
TOTAL	27	48	37	85	3.0	7	20	3	1	0

Interceptions	G	No.	Yds	TD	Lg	Avg/R	Avg/G
2011	14	2	36	0	36	18.0	2.6
2012	13	0	0	0	0	0.0	0.0
TOTAL	27	2	36	0	36	18.0	1.3

All Purpose	G	Rush	Rec	PR	KR	IR	Total	Avg/G
2011	14	0	0	0	24	36	60	4.3
2012	13	0	0	0	0	0	0	0.0
TOTAL	27	0	0	0	24	36	60	2.2


MITCHELL'S CAREER BESTS

All-purpose yards: 36, Washington State, 10/29/11
 Kick returns: 1, Nevada, 9/10/11 (24 yards)
 Kick return yards: 24, Nevada, 9/10/11 (1 return)
 Long kick return: 24, Nevada, 9/10/11
 Interceptions: 1, UCLA, 12/2/11 (0 yards); Washington State, 10/29/11 (36 yards)
 Interception yards: 36, Washington State, 10/29/11 (1 interception)
 Long interception return: 36, Washington State, 10/29/11
 Tackles: 8, at USC, 11/3/12 (4-4); Stanford, 11/17/12 (3-5)
 Tackles for loss: 1, 3 times
 Fumbles forced: 1, 4 times
 Fumbles recovered: 1, at Washington, 11/5/11
 Pass breakups: 2, 4 times

HONORS AND AWARDS

2012

- Pac-12 All-Conference Honorable Mention (Pac-12 Coaches)



John Mundt

83 | tight end

freshman | 6-4 | 232

Modesto, Calif.

Central Catholic High School

BEFORE OREGON — The two-time first-team MaxPrep Division IV all-state tight end helped the Raiders to the IV state championship his senior year and a 14-2 mark under head coach Roger Canepa ... The Scout.com four-star choice and Western Athletic League MVP was listed 10th among the nation's tight end prospects by ESPN.com ... Caught 33 passes for 625 yards and eight touchdowns in 2012 while completing his prep career in the Semper Fidelis All-America game ... Included was a season-high five catches for 55 yards vs. St. Mary's (Stockton) and seven tackles at Ceres (CA) ... Also recorded 80 tackles and 15.5 quarterback sacks as a linebacker his final year to be named to the Cal-Hi Sports all-state first team on defense ... Twice grabbed a pair of TD catches and credited with three QB takedowns on a trio of separate occasions ... Honored as a Sac-Joaquin all-section and all-NorCal first-team choice on offense, in addition to MaxPrep All-America acclaim following his senior season, as well as a two-time first-team *Modesto Bee* all-district pick on defense ... The three-time all-conference pick caught 17 passes for 314 yards and five touchdowns (18.47) while recording 45 total tackles and 7.5 sacks for a loss of 53 yards in 2011.



Avery Patterson

21 | safety

redshirt senior | 3L | 5-10 | 189

Pittsburg, Calif.

Pittsburg High School

2012 — The converted cornerback was inserted into opening lineup at free safety the second week of the season for first of nine consecutive starts ... Made appearances in 10 contests and became adept at making big plays before physical ailments took their toll ... Became beneficiary of turnovers four consecutive weeks and returned interceptions for touchdowns back-to-back Saturdays, beginning with 34-yard scoring return vs. Washington State ... Contributed 43-yard interception return for a TD the following week against Washington to complement single-game career-high nine tackles (five unassisted) ... Parlayed third straight game with a pick for 34 yards to go along with a pass breakup and a trio of tackles, including one tackle-for-loss for a 2 yards, in victory at Arizona State ... Tied as Ducks' fourth-leading tackler (44) through 10 games before sharing honors as sixth at season's end ... Recorded six tackles and passes broken up in wins against Arizona and USC ... Recovered a fumble and posted four tackles in victory over Colorado ... Capped first start of the season with five tackles in victory vs. Fresno State.

2011 — Team's fifth-leading tackler with 55 stops (39 solo) appeared in all 14 games, starting one at free safety and one at rover ... Had five tackles vs. USC ... Recorded five solo tackles, forced a fumble, and recovered a fumble in victory at Stanford ... Made six tackles, 1.5 tackles-for-loss for 2 yards in win at Washington ... Had first career blocked punt, which led to a Ducks' touchdown and had a trio of tackles in win vs. Washington State ... Also returned punt for 11 yards vs. the Cougars ... Credited with a quarterback hurry to go along with four solo stops in win over Arizona State ... Had two pass breakups, one quarterback hurry and six tackles in victory vs. Cal ... Made six tackles, including five of the solo variety, and also had a pass breakup in win at Arizona ... Season-high eight tackles (team-high) in win vs. Missouri State.

2010 — Key special teams performer appeared in all 13 games, making tackles in all but three of them ... Had a solo stop in the BCS National Championship Game vs. Auburn ... Made a pair of tackles vs. Arizona and single stops at Cal and vs. Washington ... Two stops at USC and three to go with a quarterback hurry in win vs. UCLA ... Two stops against both vs. Stanford and at Arizona State ... Recorded one stop in win at Tennessee ... Made the first interception of his career and recorded a team-high four solo tackles in collegiate debut vs. New Mexico.

2009 — Redshirted his first collegiate season while recovering from injury.

BEFORE OREGON — Rated the No. 47 player at his position by Rivals.com with a 4.7 out of 6.1 rating ... A two-sport star, lettered four times in both football and track ... Second-team all-state, first-team *Contra Costa Times* and first-team all-East Bay as both a defensive back and running back ... Helped lead the Pirates to a 11-2 record as a senior, carrying the ball 20 times for 205 yards and two touchdowns while recording 44 total tackles and two interceptions ... Rushed 55 times for 315 yards and three touchdowns and had six catches out of the backfield for 58 yards on offense with 31 total tackles defensively as a junior ... Amassed 73 carries for 394 yards and two touchdowns while being credited with 30 tackles and five pass deflections as a sophomore ... Under track coach Phil Webb, ran the 100, 200 and 400 meters, 300 hurdles, 4x400 relay and the 4x100 relay ... Tallied career bests of 10.71 and 21.78 seconds at 100 and 200 meters, respectively.

PERSONAL — Parents: Leon and America Patterson. Family: One sister. High School (Coach) Pittsburg (Victor Galli), 2009. Major: Sociology.

PATTERSON'S CAREER STATISTICS

Tackles	G	UA	A	Total	TFL	Yds	PD	FF	FR	Blkd
2010	13	12	7	19	0.0	0	1	0	0	0
2011	14	39	16	55	1.5	2	5	1	1	1
2012	10	22	22	44	1.5	3	6	0	1	0
TOTAL	37	73	45	118	3.0	5	12	1	2	1

Interceptions	G	No.	Yds	TD	Lg	Avg/R	Avg/G
2010	13	1	0	0	0	0.0	0.0
2011	14	0	0	0	0	0.0	0.0
2012	10	3	111	2	43	37.0	11.1
TOTAL	37	4	111	2	43	27.8	3.0

All Purpose	G	Rush	Rec	PR	KR	IR	Total	Avg/G
2010	13	0	0	0	0	0	0	0.0
2011	14	0	0	11	0	0	11	0.8
2012	10	0	0	0	0	111	111	11.1
TOTAL	37	0	0	11	0	111	122	3.3

Scoring	G	TD	Rush	Pass	Retn	PAT	2PAT	FG	Total	Avg/G
2010	13	0	0	0	0	0	0	0	0	0.0
2011	14	0	0	0	0	0	0	0	0	0.0
2012	10	2	0	0	2	0	0	0	12	1.2
TOTAL	37	2	0	0	2	0	0	0	12	0.3

PATTERSON'S CAREER BESTS

Points scored: 6, at Washington State, 9/29/12; Washington, 10/6/12

Touchdowns: 1, at Washington State, 9/29/12; Washington, 10/6/12

All-purpose yards: 43, Washington, 10/6/12

Punt returns: 1, Washington State, 10/29/11 (11 yards)

Punt return yards: 11, Washington State, 10/29/11 (1 return)

Interceptions: 1, 4 times

Long interception return: 43, Washington, 10/6/12

Tackles: 9, Washington, 10/6/12 (5-4)


Tackles for loss: 1.5, at Washington, 11/5/11 (2 yards)

Fumbles forced: 1, at Stanford, 11/12/11

Fumbles recovered: 1, Colorado, 10/27/12; at Stanford, 11/12/11

Pass breakups: 2, California, 10/6/11

Blocked kicks: 1, Washington State, 10/29/11



Matt Pierson

62 | offensive line
redshirt sophomore | 6-6 | 260
West Linn, Ore.
Jesuit High School

2012 — Made appearances vs. Arkansas State, Tennessee Tech and Colorado ... Most extensive playing time occurred in Lone Pac-12 action, taking

part in 13 snaps.

2011 — Worked with the scout team.

BEFORE OREGON — Played football at Jesuit High School under head coach Ken Potter where he was named to second-team Metro League as an offensive lineman his senior season.

PERSONAL — Parents: Chris and Lynette Pierson. Family: One brother. High School (Coach): Jesuit (Ken Potter), 2011. Major: Biology.



Jake Pisarcik

76 | offensive lineman
freshman | 6-2 | 290
Medford, N.J.
Shawnee High School

BEFORE OREGON — Wasted little time making the successful transition to the offensive line for his senior season after spending his first three years as a tight

end ... Displayed the strength and footwork to transcend into one of the state's more dominating forces in the trenches ... Tabbed by ESPN.com as a three-star prospect as well as the nation's 19th-best offensive lineman by Scout.com ... Credited with keying an offensive line that provided protection for a core of quarterbacks who accounted for second in the West Jersey - National Football Standings in passing (1,291 yards) in 2012 ... The Renegades' offense also ranked second in the New Jersey Division South Group 4 in touchdowns (24) ... Despite his inexperience in the trenches, received first-team all-Burlington County plaudits (Burlington Times), as well as second-team all-South Jersey and New Jersey Group 4 attention ... Also posted 13 tackles as a senior defender ... He is the son of former NFL quarterback Joe Pisarcik ... Shawnee High School posted a 6-5 record under head coach Tim Gushue in 2012.



Jamal Prater

68 | offensive line
redshirt sophomore | 6-4 | 281
Etiwanda, Calif.
Etiwanda High School

2012 — Reserve lineman made appearances vs. Tennessee Tech and Colorado ... Most extensive playing occurred against the Buffaloes, taking part in

four snaps.

2011 — Worked on the scout team.

BEFORE OREGON — The three-year football letterman named a three-star recruit by Rivals.com and Scout.com ... Considered the No. 58 prep offensive guard prospect by Scout.com and No. 73 prep offensive tackle in the country by Rivals.com ... PrepStar Magazine All-West Region ... As a senior, lived up to his preseason All-Valley League selection by being named to the All-State and All-Valley League first teams at season's end ... Helped pave way as Eagles rolled up 2,036 rushing yards and averaged nearly six yards per attempt in 2010 ... As a junior, garnered second-team All-Baseline League honors as an offensive lineman.


PERSONAL — Parents: Robert and Ella Prater. Family: One brother, one sister. High School (Coach): Etiwanda (Stephen Bryce), 2011. Major: Biology.



Torrodney Prevot

86 | linebacker
freshman | 6-3 | 214
Houston, Texas
Alief Taylor High School

BEFORE OREGON — Described as an athletic standout who is extremely quick off the line of scrimmage and has thrived as an outstanding pass rusher ... The four-star athlete was prominently featured on the Rivals250 listing as No. 7 in the country at his position and 22nd among prospects within the state of Texas ... Also rated 125th in the nation by Scout.com and was selected to play in the U.S. Army All-American Bowl ... Responsible for creating a single-game highlight reel in a 28-7 win over Cy-Fair by accumulating 10 tackles, four quarterback sacks, one forced fumble, a fumble return for a touchdown and an interception return for another score – all in the same game ... The All-Greater Houston second-team defensive line selection is one of a trio of the program's 2012 defensive ends to sign Division I letters-of-intent as the Lions finished the year with an 8-4 record and a second-round loss in the Texas state playoffs ... Afforded 5A all-state honorable mention by the Texas Associated Press sports editors following a junior campaign in which he posted 53 tackles and 12 quarterback sacks.



Tyree Robinson

2 | athlete
freshman | 6-4, 200,
San Diego, Calif.
Abraham Lincoln High School


BEFORE OREGON — Earned a four-star rating from Rivals.com and ESPN.com, and ranked as the No. 6 athlete in the country by 247sports.com ... Also labeled among the nation's elite offensive prospects by Scout.com, which tabbed him 17th among wide receivers ... The two-way standout accumulated 60 tackles (40 unassisted) and four interceptions his senior year, along with 10 pass deflections ... Also caught 17 passes for 319 yards (18.8 avg.) and tallied 10 touchdowns ... Was selected to play in the 2013 Semper Fidelis All-American Bowl, but opted to miss the game to allow a foot ailment to heal ... Named to the Cal-Hi all-state first team as a multi-purpose player (QB/WR/DB) ... Earned San Diego sectional offensive player-of-the-year acclaim at the conclusion of 2012, along with all-league first-team offensive honors ... The Hornets finished the year with a 10-3 ledger under head coach David Dunn while averaging 30.3 points per game ... Benefitted from 12 receptions for 160 yards and one touchdown while adding nine total tackles as a junior ... Selected to the San Diego all-section second-team on offense in 2011 ... Also played basketball for the Hornets, averaging 21.3 points and 5.8 rebounds per game as a junior ... Named to the 2012 Cal-Hi Sports All-State Grid-Hoop Team for basketball.



Tyrell Robinson

19 | athlete
freshman | 6-4 | 201
San Diego, Calif.
Abraham Lincoln High School

BEFORE OREGON — The four-star prep standout (Scout.com) possessed the athletic skills to excel as both a wide receiver and defensive lineman his senior season, competing in the 2013 Semper Fidelis All-American game on defense ... Recorded 111 tackles (68 unassisted) to go along with 12.5 sacks for a loss of 86 yards, two interceptions and seven recovered fumbles during the 2012 campaign to be ranked 85th among the list of nation's elite by Scout.com as the fifth-best outside linebacker ... Also caught 15 passes for 266 yards and one touchdown ... Named to the Cal-Hi all-state first team as a defensive lineman ... Earned 2012 San Diego Section Defensive Player of the Year and all-league first-team acclaim ... The Hornets finished the year with a 10-3 ledger under head coach David Dunn while averaging 30.3 points per game ... Lincoln posted its best games of the year in back-to-back efforts, throwing for 319 yards in a 63-17 verdict over Scripps Ranch before rebounding the following week with 315 rushing yards in a 42-7 win over Hoover ... As a junior, recorded 13 tackles and five receptions for 72 yards ... Also played basketball for the school, averaging 16.9 points and 5.9 rebounds ... Also a 2012 Cal-Hi All-State Grid-Hoop Team choice ... As a sophomore, was named to the second team all-San Diego Section boys basketball team.



Jake Rodrigues

3 | quarterback
redshirt freshman | 6-3 | 217
Rocklin, Calif.
Whitney High School

2012 — Graduated from high school early in order to join the Ducks in time for 2012 spring drills ... Spent the year sharing time running scout team and progressed through 2013 off-season workouts competing for reserve role ... Completed 13 of 19 passes for 165 yards and two touchdowns in latest Spring Game.

BEFORE OREGON — Helped the Wildcats win the Capital Athletic League Championship as a senior as a third-year letterman ... The two-time Sac-Joaquin Section all-league and offensive player of the year threw for 2,036 yards and 26 touchdowns, while rushing for 684 yards and 15 TDs in 2011 ... Named school's Player of the Year ... Was finalist in the 2011 Elite 11 Quarterback Competition ... As a junior, threw for 2,039 yards and 21 touchdowns and ran for 1,300 yards and 22 TDs, earning CAL MVP honors ... In 2010, was named Sac-Joaquin Section all-league offensive player of the year.

PERSONAL — Parents: Nelson and Angie Rodrigues. Family: One son, one brother, one sister. High School (Coach): Whitney (Mike Gimenez), 2011. Major: Undeclared.



Lane Roseberry

34 | running back
redshirt freshman | 6-1 | 233
Bly, Ore.
Lakeview High School

2012 — Enrolled early and participated in 2012 spring practice ... Gained grasp of game at collegiate level on the scout team, working to improvement in all facets ... Ran for 31 yards and one touchdown (8 yards) on seven carries in 2013 Spring Game.

BEFORE OREGON — The three-year letterman was two-time 3A all-state linebacker, earning first-team honors as a senior ... Played linebacker, tight end, wide receiver, running back and fullback for the Honkers ... Once made 33 tackles in a single game ... Also lettered three times in basketball and twice each in baseball and track and field ... Was a regional record-holder in the javelin.


PERSONAL — Parents: Garrett and Stefani Roseberry. Family: One brother, one sister. High School (Coach): Lakeview (Sean Radford), 2012. Major: Psychology.



Chris Seisay

10 | defensive back
freshman | 6-148 | 177
American Canyon, Calif.
American Canyon High School

BEFORE OREGON — Despite spending the majority of his senior season playing safety and wide receiver, he possesses the cover skills to thrive at cornerback ... Was credited with 92 tackles (67 unassisted) in 2012 as well as broke up 10 passes, intercepted two others, forced two fumbles and recovered one loose football ... Also caught 28 passes for 608 yards (21.7-yard average) and 11 touchdowns in addition to carrying the ball six times for 93 yards and one score ... Emerged as the team's punter a year ago after boasting an average of 41.42 yards on 26 kicks (1,077 yards) ... Awarded three stars by Rivals.com in addition to being named the *Vallejo Times Herald* Defensive Player of the Year and a MaxPrep Division II second-team all-state defender ... Named the Wolves' most valuable player for a program that posted an 11-2 record under head coach Ian MacMillan as a senior ... Pulled down 26 catches for 756 yards and nine touchdowns in addition to returning 10 kickoffs for 280 yards and one TD his junior year ... Also made his presence felt on the defensive side of the ball, tallying 73 tackles (56 unassisted), four interceptions for 172 yards and one score ... Validated his role by garnering Newcomer-of-the-Year honors on the 2011 all-Napa County team.



Eric Solis

48 | kicker
redshirt junior | 5-10 | 178
Sherman Oaks, Calif.
Notre Dame High School

2012 — Rejoined the team following the first game and patiently waited for his opportunity behind established returnees.

2011 — Member of the travel squad ... Did not step onto the field for any games.

2010 — True freshman filled in for Rob Beard in the season opener vs. New Mexico and delivered what turned out to be a Pac-10 season-high for kickers with 18 points on 3-for-4 FG attempts and nine PATs ... Converted field goals from 24, 29 and 30 yards and tied UO record by converting 11 consecutive place kicks (FG or PAT) in a single game ... Nine PATs vs. Lobos tied modern Oregon record.

PERSONAL — Parents: Everardo and Alma Solis. Family: One sister. High School (Coach): Notre Dame (Kevin Rooney), 2010. Major: Journalism/Advertising, General Social Science.


SOLIS' CAREER STATISTICS

Scoring	G	TD	Rush	Pass	Retn	PAT	2PAT	FG	Total	Avg/G
2010	1	0	0	0	0	9	0	3	18	18.0
2011	0	0	0	0	0	0	0	0	0	0.0
2012	0	0	0	0	0	0	0	0	0	0.0
TOTAL	1	0	0	0	0	9	0	3	18	18.0

Field Goals	G	Att	Made	Lg	Pct
2010	1	4	3	30	75.0
2011	0	0	0	0	0.0
2012	0	0	0	0	0.0
TOTAL	1	4	3	30	75.0

SOLIS' CAREER BESTS

Points scored: 18, New Mexico, 9/4/10
PATs Made: 9, New Mexico, 9/4/10 (9 attempts)
PATs Attempted: 9, New Mexico, 9/4/10 (9 made)
Field goals made: 3, New Mexico, 9/4/10 (4 attempts)
Field goal attempts: 4, New Mexico, 9/4/10 (3 made)
Longest field goal: 30, New Mexico, 9/4/10



Dwayne Stanford

18 | wide receiver
sophomore | 1L | 6-5 | 197
Cincinnati, Ohio
Taft High School

2012 — Appearing in all 13 games, caught passes in each of first four outings ... Completed first year with 11 catches for 106 yards in addition to picking up 8 yards on the ground at Arizona State ... Hauled in team-high five catches for 41 yards in win vs. Arizona ... Also grabbed pair of receptions vs. Arkansas State, Fresno State and Tennessee Tech ... Opened his collegiate career with a pair of catches in each of his first three games, topped by 25 yards in receptions vs. Tennessee Tech ... Second among receivers with 35-inch vertical leap.

BEFORE OREGON — Competed in the 2012 U.S. Army All-American game ... Caught 32 passes for 720 yards and nine touchdowns as a senior, averaging 22.5 yards per catch ... Named all-Ohio Division III first-team offense at receiver ... Caught 44 balls for 865 yards and nine touchdowns during junior campaign, helping team win Cincinnati Metro Athletic Conference league championship ... Selected CMAC Offensive Player of the Year and all-Ohio first-team receiver as a junior ... Also a standout basketball player for the Senators, helped lead the team to a 26-1 mark and the OHSAA Division 3 title in 2011.

PERSONAL — Parents: Dwayne and Yvette Stanford. Family: Two sisters. High School (Coach): Taft (Mike Martin), 2012. Major: Undeclared.

STANFORD'S CAREER STATISTICS

Receiving	G	Rec	Yds	TD	Lg	Rec/G	Avg/C	Avg/G
2012	13	11	106	0	17	0.8	9.6	8.2

All Purpose	G	Rush	Rec	PR	KR	IR	Total	Avg/G
2012	13	8	106	0	0	0	114	8.8

STANFORD'S CAREER BESTS

Rushing yards: 8, at Arizona State, 10/18/12
Receptions: 5, Arizona, 9/22/12 (41 yards)
Receiving yards: 41, Arizona, 9/22/12 (5 receptions)
Long reception: 17, Arkansas State, 9/1/12
All-purpose yards: 41, Arizona, 9/22/12 (5 attempts)



Blake Stanton

41 | wide receiver
redshirt junior | 1L | 5-11 | 220
Los Angeles, Calif.
Crespi High School

2012 — Appeared in career-high nine games, with most extensive playing time being 20 snaps vs. Colorado ... Finished the year catching four passes for 19 yards, claiming receptions in three games ... Grabbed two passes for 10 yards against the Buffaloes as well as first catch as a collegian (9 yards) in the opening win vs. Arkansas State ... Carried the ball one time for 8 yards in victory at California ... Caught five passes for 73 yards and one touchdown (25 yards) in the 2013 Spring Game ... One of team's strongest receivers squatted 450 lbs. and bench pressed 300 lbs. during off-season testing

2011 — Played in four games, including season-best eight snaps in Civil War victory ... Made collegiate debut in win vs. Nevada ... Finished second among receivers by squatting 385 lbs.

2010 — Participated as a member of the scout team during his redshirt year.

BEFORE OREGON — Earned Cal-Hi all-state honors during senior season ... Caught 33 passes for over 420 yards (12.91) and six touchdowns while averaging 4.9 tackles as a defensive back his final campaign ... As a junior, recorded 659 receiving yards and averaged 2.4 tackles per game ... Earned a three-star rating from Rivals.com ... Helped Encino's basketball team to a CIF Championship his senior year.

PERSONAL — Parent: Pamela Stanton. Family: Three brothers. High School (Coach): Crespi (Jeremiah Ross), 2010. Major: General Social Science.

STANTON'S CAREER STATISTICS

Receiving	G	Rec	Yds	TD	Lg	Rec/G	Avg/C	Avg/G
2011	4	0	0	0	0	0.0	0.0	0.0
2012	9	4	19	0	13	0.4	4.8	2.1
TOTAL	13	4	19	0	13	0.3	4.8	1.5

All Purpose	G	Rush	Rec	PR	KR	IR	Total	Avg/G
2011	4	0	0	0	0	0	0	0.0
2012	9	8	19	0	0	0	27	3.0
TOTAL	13	8	19	0	0	0	27	2.1

STANTON'S CAREER BESTS

Rushing attempts: 1, at California, 11/10/12 (8 yards)
 Rushing yards: 8, at California, 11/10/12 (1 carry)
 Long run: 8, at California, 11/10/12
 Receptions: 2, Colorado, 10/27/12 (10 yards)
 Receiving yards: 10, Colorado, 10/27/12 (2 receptions)
 Long reception: 13, Colorado, 10/27/12
 All-purpose yards: 10, Colorado, 10/27/12 (2 attempts)



Hamani Stevens

54 | offensive lineman
 redshirt junior | 1L | 6-3 | 312
 Hemet, Calif.
 Hemet High School

2012— Appeared in all but one game as a top reserve at both guard positions and now ready to push for a bigger role ... Eclipsed 50 snaps in each of his first two games before participating in a career-best 59 plays in the win at Oregon State ... Has displayed versatility to play either side of the line after first arriving as a center ... Led all offensive linemen with a 395-lb. bench press.

2011— Appeared in eight games, including four conference contests and the Pac-12 Championship Game ... Played a season-high 24 snaps in win at Colorado.

2009-10— Collegiate career temporarily interrupted due to religious mission commitment.

2008— Redshirt season ... Recognized as offensive scout team offensive player of the week leading up to game at California.

BEFORE OREGON — Two-time all-CIF Central Division selection was first-team all-state pick his junior and senior seasons (calhisports.com) as an offensive lineman ... Included on *PrepStar's* Top 135 Dream Team, ranked as the 11th high school center prospect in the country by SuperPrep.com despite not playing the position since his freshman year ... Among those who received votes on the *Long Beach Press-Telegram's* Best in the West list as well as included on *Tacoma News Tribune's* Western 100 honor roll ... Played major role in team combining for close to 300 yards of total offense per game.

PERSONAL — Parents: Ron and Telekoki Stevens. Family: Four brothers. High School (Coach): Hemet (Andy Boynton), 2008. Major: General Social Science.



Brian Teague

65 | offensive line
 redshirt senior | 2L | 6-3 | 265
 Portland, Ore.
 David Douglas High School

2012 — Saw action against Tennessee Tech and Colorado during the regular season but greater contribution has come from being willing to assist where needed ... Shifted from tight end to the offensive line during spring drills.

2011 — Appeared in seven games, including three conference tilts and the Pac-12 Championship Game vs. UCLA.

2010 — Appeared in all three non-conference games ... Played a season-high 12 snaps in win vs. Portland State ... Made collegiate debut in win over New Mexico.

2009 — Redshirt season ... Recognized as Oregon's offensive scout team player of the year ... Selected offensive scout team player of the week following the win over Washington State.

BEFORE OREGON — The versatile athlete earned two letters in football and baseball and one in basketball at David Douglas High School ... Played tight end, defensive end and quarterback for the Scots, earning first-team Mt. Hood Conference acclaim at tight end, second-team at defensive end and honorable mention as a punter.

PERSONAL — Parents: Boyd Sr. and Colleen Teague. Family: Two brothers. High School (Coach): David Douglas (Dan Wood), 2009. Major: Family and Human Services.



De'Anthony Thomas

6 | running back

junior | 5-9 | 176

Los Angeles, Calif.

Crenshaw High School

2012 — Recognized as one of college football's most electric talents as epitomized by his 13 career touchdowns of 30 yards or more (6 in 2012) ... The

Maxwell Award semifinalist - given to the College Player of the Year - also averaged a touchdown for every 9.2 times he touched the football ... Started eight of 13 games during the season, breaking the plane of the end zone in 10 of the appearances ... Garnered second-team All-America acclaim and honorable mention all-conference applause ... Became first Oregon player in at least 47 years to score touchdowns rushing, receiving, returning punts and kickoffs in the same season ... Also loomed as one of only two players in the country to accumulate more than 700 rushing yards, 400 yards receiving and 600 yards in kick returns in 2012 ... Eclipsed the 100-yard barrier two times on the ground, once as a receiver and one time as a kick returner ... Accounted for the Ducks' longest scoring play of the season for the second year in a row thanks to a 94-yard kickoff return to open the Tostitos Fiesta Bowl win over Kansas State ... Ranked 29th in the country (5th in the Pac-12) in all-purpose yardage (135.2), while his 17.1-yard punt return average (3rd on Oregon's one-season ledger) would have placed second nationally had he not fallen below the minimum NCAA standard of 1.2 returns per game necessary to be included ... Team's receptions leader (45) and second-leading scorer (8.3) finished fourth in the Pac-12 in touchdowns (18) ... Ranked as program's third-leading rusher (53.9) yet paced the Ducks in yards per carry (7.6) for the second time in as many years ... Posted single-game benchmarks of 122 rushing yards at Oregon State, eight catches for 101 yards at California and scored a trio of touchdowns against Arkansas State and in Corvallis ... Accumulated season-best 222 all-purpose yards vs. Tennessee Tech, however tallied 195 yards vs. Kansas State and 187 yards at OSU in consecutive games ... Two-year kickoff return yardage tally already ranks fourth on Oregon's all-time list (1,372) while his total points scored stands sixth on school's career chart (218) ... Rushed for only 15 yards in the post-season against the Big 12 Conference champion yet produced 60 yards on four receptions and a season-best 120 yards in kickoff returns ... Compiled 122 rushing yards and three touchdowns and also returned two kickoffs for 61 yards in win at Oregon State ... Also caught five passes for 59 yards and one TD and ran back three kickoffs for 68 yards in win at USC ... Carried the ball five times for 97 yards and one touchdown and ran back a punt for a 73-yard touchdown in victory over Colorado ... Ran for 102 yards and two touchdowns vs. Fresno State (seven carries), including a 51-yard scamper for a TD ... Also caught four passes for 26 yards and made one unassisted tackle against the Bulldogs ... Rushed for 64 yards and one touchdown on three attempts and also caught four passes for 55 yards and two touchdowns in less than one half in the win over Arkansas State ... Named to 2012 watch lists for Walter Camp Award (national player of the year), Maxwell Award (player of the year) and Paul Hornung Award (nation's most versatile player) ... Ran the anchor leg on 4x100 relay that advanced to NCAA Championships and posted sixth-fastest time in school history (39.89).

2011 — Pac-12 co-offensive freshman of the year ... All-Pac-12 first team kick returner (Pac-12 coaches, Phil Steele) ... Shared team's most outstanding player honor with senior tight end David Paulson ... Freshman All-American (Sporting News) and all-freshman first team according to Phil Steele ... Ranked 11th nationally in all-purpose yards (147.8 yards per game) ... Only player in the nation with 400 or more yards rushing, receiving and kick returning ... Ranked second on school's all-time single-season ledger in kickoff return yards (983), seventh in all-purpose yards (2,235) and ninth in scoring (110) ... Appeared in all 14 games, starting six ... Team's second-leading receiver with 46 catches for 605 yards and nine touchdowns ... Third-leading rusher with 608 yards on 55 carries with seven scores ... Posted 314 all-purpose yards in Rose Bowl win vs. Wisconsin, carrying the ball twice for 155 yards and two scores - including a 91 yard scamper - and catching four passes for 34 yards to rank as school's ninth-best single-game effort and a post-season record ... Also ran back five kickoffs for 125 yards vs. Wisconsin ... Caught two passes for 13 yards before leaving the game due to injury in the first quarter of the Pac-12 Championship Game vs. UCLA ... Finished with a game-high 197 yards (71 yards rush, 86 rec, 40 kick ret) and caught one pass for a TD vs. Oregon State ... Team-high 214 all-purpose yards, including 162 yards on three kick returns and caught three passes for 49 yards and one TD vs. USC ... Had a 96-yard kick return for a touchdown, tying for the seventh-longest kick return in school history vs. the Trojans, earning CFP National Kick Returner

of the Week ... Caught a 41-yard pass for a TD and ran back four kickoffs for 83 yards, finishing with 141 all-purpose yards and had one solo tackle in win at Stanford ... Made the most of his only rush with a 9-yard TD and also had 85 yards on a pair of kick returns, including a 69-yarder in victory at Washington ... Two grabs for 54 yards, including a 45-yard TD and also had 182 yards on five kick returns, including a 93-yarder for a TD, totaling a game-high 262 all-purpose yards vs. Washington State ... His efforts vs. Washington State earned him CFP National Kick Returner of the Week and MAACO Bowl Las Vegas Player of the Week ... Caught a pair of passes for 18 yards and a TD and ran four times for 50 yards in victory at Colorado ... Seven carries for 73 yards and two touchdowns to go with 106 yards on five kick returns vs. Arizona State ... Had a career-best three touchdowns - one rushing and two receiving - and a career-high 114 receiving yards vs. Cal ... Also had two kick returns for 37 yards in win vs. the Golden Bears ... Carried the ball 10 times for 67 yards, caught two passes for 13 yards, ran back one kickoff for 35 yards and returned two punts for 54 yards (totaling 169 all-purpose yards) in win vs. Missouri State ... Made the most of his two grabs, both for touchdowns, including a career-best 69-yarder, and had a team-high 81 rushing yards on eight carries vs. Nevada ... Caught six passes for 47 yards, ran back two kickoffs for 53 yards and totaled 22 yards on four carries, including his first touchdown as a collegian, on a 4-yard run in loss against LSU.

BEFORE OREGON — Selected to play in the U.S. Army All-American game ... A five-star recruit according to Rivals.com, Scout.com and 247Sports.com.

... Considered the No. 1 athlete in the nation by Rivals.com and ESPN, and the No. 1 cornerback prospect by Scout.com and 247Sports.com ... Rated as the No. 2 athlete by Tom Lemming of CBS College Sports ... Helped lead Crenshaw High School to 12 consecutive wins to end the season, including the CIF Los Angeles Section state title in 2010 ... Rushed for 1,299 yards on just 114 carries (11.4 yards per carry) with 18 touchdowns, and made 16 catches for 359 yards (22.4) and four scores as a senior ... On defense, made 42 tackles and had five interceptions totaling 122 return yards in 2010 ... Named MVP by the City Section coaches, All-City first-team on defense and City Section Player of the Year ... Winner of the Glenn Davis Award, presented by the Los Angeles Times to best high school player in the Los Angeles area ... Rushed 81 times for 902 yards (11.1) and 12 touchdowns as a junior ... Added 11 receptions for 204 yards (18.6) and three more scores for the Cougars, who had an unblemished 14-0 mark before falling in the CIF Los Angeles Section championship game ... Made 60 tackles, had four sacks and three forced fumbles on defense in 2009 ... A standout track star, he ran the fastest 200 meters by a prep in the nation in the spring of 2010, clocking 20.61 seconds ... Won the 100 meters at the CIF Los Angeles Section meet with a time of 10.57 seconds.

PERSONAL — Parents: Anthony Thomas and Gaylian Dupree. Family: Four brothers. High School (Coach): Crenshaw (Robert Garrett), 2011. Major: Family and Human Services.

THOMAS' CAREER STATISTICS

Rushing	G	Att	Yds	TD	Lg	Avg/C	Avg/G
2011	14	55	595	7	91	10.8	42.5
2012	13	92	701	11	59	7.6	53.9
TOTAL	27	147	1,296	18	91	8.8	48.0

Receiving	G	Rec	Yds	TD	Lg	Rec/G	Avg/C	Avg/G
2011	14	46	605	9	69	3.3	13.2	43.2
2012	13	45	445	5	49	3.5	9.9	34.2
TOTAL	27	91	1,050	14	69	3.4	11.5	38.9

Punt Returns	G	No.	Yds	TD	Lg	Avg/R	Avg/G
2011	14	3	52	0	48	17.3	3.7
2012	13	13	222	1	73	17.1	17.1
TOTAL	27	16	274	1	73	17.1	10.1

Kick Returns	G	No.	Yds	TD	Lg	Avg/R	Avg/G
2011	14	36	983	2	96	27.3	70.2
2012	13	16	389	1	94	24.3	29.9
TOTAL	27	52	1,372	3	96	26.4	50.8

All Purpose	G	Rush	Rec	PR	KR	IR	Total	Avg/G
2011	14	595	605	52	983	0	2235	159.6
2012	13	701	445	222	389	0	1757	135.2
TOTAL	27	1,296	1,050	274	1,372	0	3992	147.9

Scoring	G	TD	Rush	Pass	Retn	PAT	2PAT	FG	Total	Avg/G
2011	14	18	7	9	2	0	1	0	110	7.9
2012	13	18	11	5	2	0	0	0	108	8.3
TOTAL	27	36	18	14	4	0	1	0	218	8.1

THOMAS' CAREER BESTS

Points scored: 20, California, 10/6/11

Touchdowns: 3, at Oregon State, 11/24/12; Arkansas State, 9/1/12; California, 10/6/11

Rushing attempts: 17, at Oregon State, 11/24/12 (122 yards)

Rushing yards: 155, vs Wisconsin, 01/2/12 (2 carries)

Rushing TDs: 3, at Oregon State, 11/24/12

Long run: 91, vs Wisconsin, 01/2/12

Receptions: 10, Oregon State, 11/26/11 (86 yards)

Receiving yards: 114, California, 10/6/11 (6 receptions)

Receiving TDs: 2, Arkansas State, 9/1/12; Nevada, 9/10/11; California, 10/6/11

Long reception: 69, Nevada, 9/10/11

All-purpose yards attempts: 20, at Oregon State, 11/24/12 (187 yards)

All-purpose yards: 314, vs Wisconsin, 1/2/12 (11 attempts)

Punt returns: 4, Tennessee Tech, 9/15/12 (87 yards)

Punt return yards: 87, Tennessee Tech, 9/15/12 (4 returns)

Long punt return: 73, Colorado, 10/27/12

Kick returns: 5, vs Wisconsin, 01/2/12 (125 yards); Arizona State, 10/15/11 (106 yards); Washington State, 10/29/11 (182 yards)

Kick return yards: 182, Washington State, 10/29/11 (5 returns)

Long kick return: 96, USC, 11/19/11


Tackles: 1, 4 times

HONORS AND AWARDS2012

- 2nd Team All-America (FOXSportsNEXT.com)
- Maxwell Award Semifinalist (College Player of the Year)
- Pac-12 All-Conference Honorable Mention (Pac-12 Coaches)

2011

- Pac-12 Co-Offensive Freshman of the Year
- Team's Most Outstanding Player Award
- All-Pac-12 First Team (Pac-12 Coaches, Phil Steele)
- Freshman All-America (Sporting News)
- All-Freshman First Team (Phil Steele)
- CFPA Kick Returner Performer of the Week (Washington State, USC)

**Grant Thompson**

59 | linebacker

redshirt junior | 1L | 5-11 | 224

Cottage Grove, Ore.

Cottage Grove High School

2012 — Saw action in career-best five games, benefitting from nine snaps against Tennessee Tech

... Enjoyed his first multiple-tackle game of his career with two unassisted tackles in victory over Colorado ... Made first collegiate stops in win vs. Arkansas State before adding another two weeks later against the Golden Eagles ... Earned one of program's Scout Team awards (defense) for second year in a row ... Credited with five tackles in team's 2013 Spring Game ... Second among linebackers with 500-lb. squat.

2011 — Scout team Player of the Year on special teams ... Appeared in two games.

2010 — Participated as a member of the scout team during his redshirt year.

BEFORE OREGON — Awarded all-Sky-Em league defensive player of the year as a senior ... In 2008 named to first-team all-Sky-Em offense (center) and defense (linebacker) ... Placed 11th at 215 pounds at the Class 4A state wrestling championships as a junior ... Second-team all-league at center and linebacker as a junior.

PERSONAL — Parents: William and Sheryl Thompson. Family: Two brothers. High School (Coach): Cottage Grove (Gary Roberts), 2010. Major: Family and Human Services.

THOMPSON'S CAREER STATISTICS

Tackles	G	UA	A	Total	TFL	Yds	PD	FF	FR	Blkd
2011	2	0	0	0	0.0	0	0	0	0	0
2012	5	2	2	4	0.0	0	0	0	0	0
TOTAL	7	2	2	4	0.0	0	0	0	0	0

THOMPSON'S CAREER BESTS

Tackles: 2, Colorado, 10/27/12 (2-0)

HONORS AND AWARDS2012

- Defensive Scout Team Award

2011

- Special Teams Scout Team Player of the Year

**Jordan Thompson**

37 | running back

redshirt senior | 5-8 | 180

Valencia, Calif.

Valencia High School

2012 — The walk-on rejoined team once classes resumed, working primarily on the scout team.

2010 — Tied for third-best squat among running backs with a lift of 375 lbs. during winter testing.

2009 — Worked on the scout team during redshirt season.

BEFORE OREGON — The two-year varsity running back was named first-team All-Foothill League, carrying the ball 211 times for 1,672 en route to 26 touchdowns in 2008 ... Also amassed 22 catches for 232 yards and a touchdown ... Voted second-team all-league his junior year while carrying the ball 123 times for 951 yards and 10 touchdowns ... Compiled 10 catches for 196 yards and four touchdowns receptions ... Led the Vikings to 10-3 season as a senior before losing in the third round of the state playoffs to Moorpark HS.

PERSONAL — Parents: Charles and Marla Thompson. Family: One brother. High School (Coach) Valencia (Larry Muir), 2009. Major: Accounting.



Thomas Tyner

24 | running back
freshman | 5-11 | 201
Aloha, Ore.
Aloha High School

BEFORE OREGON — The first-team Parade and *USA Today* All-American ranked 12th among all players by Scout.com and the nation's No. 2 running back by

Sl.com . . . The five-star prospect and two-time 6A OSAA state offensive player of the year ran for a single-season state-record 3,415 yards his senior year, eclipsing a six-year-old standard . . . Accumulated state records of 643 yards rushing and 10 TDs in an 84-63 win over Lakeridge, which included four carries of 60 yards or more . . . Credited with 43 of his 47 touchdowns on the ground while averaging 11.4 yards per carry . . . Also caught six passes for 106 yards (17.7) and two scores . . . Surpassed the 300-yard plateau in six of 11 appearances his senior year while posting a season-long 94-yard run in the opening round of the state playoffs vs. Glencoe . . . Contributed five touchdowns in each of the wins over Thurston, Beaverton and Glencoe, with the Warriors recording an 8-3 ledger under head coach Chris Casey. . . Added kickoff returns for scores of 85 and 70 yards in the second-round playoff loss to West Salem . . . Led the West Team in rushing in the 2013 U.S. Army All-America Bowl with 14 yards on four carries . . . Tallied 6,796 career rushing yards, which ranks fourth all-time in state history . . . Ran for 1,821 and 19 TDs for the 2010 state champions to become Oregon's first sophomore to earn the state's largest division player-of-the-year accolades . . . Completed junior year rushing for 1,136 yards despite missing six games . . . Also an accomplished track & field standout, establishing the 100-meter state record of 10.43 as a sophomore . . . Was clocked in 10.35 in the 2011 Metro League Championships.



Evan Voeller

79 | offensive lineman
freshman | 6-5 | 278
West Linn, Ore.
West Linn High School

BEFORE OREGON — The four-year letterman stands as one of the more decorated offensive linemen in a deep contingent of signees in the trenches for the

Ducks . . . The four-star standout according to ESPN.com, Rivals.com and Scout.com was included among the nation's elite on the ESPN300 listing as the No. 9 offensive guard in the country . . . Selected to play in the 2013 Under-Armour All-America game as only Oregon's second athlete chosen to participate . . . One of the state's top two college prospects (Rivals.com) was a two-time first-team all-Three Rivers League honoree . . . The Lions' 2012 success was hampered due to his five-game absence due to injuries as the school finished the year with a 4-7 record under head coach Mike Fanger and an opening-round elimination from the Class 6A state playoffs . . . Earned honorable mention all-state acclaim following his junior year . . . Older brother, Dallen, was a walk-on tight end at Oregon during the 2010 and 2011 seasons.




Joe Walker

35 | linebacker
sophomore | TR | 6-2 | 219
Palos Verdes, Calif.
L.A. Harbor College | Palos Verdes High School

2012 — Enrolled for classes in January and benefitted from participation in 2013 spring drills . . . Recorded five tackles in 2013 Spring Game, including an assisted tackle-for-loss of 1 yard . . . One of team's strongest linebackers cleared 330-lb. clean lift and 325-lb. bench press, as well as timed in 4.89 electronic 40.

BEFORE OREGON — Credited with 102 tackles (56 unassisted) in only junior college season following a 2011 hiatus while recovering from surgery . . . Tied for second in the Central Conference in stops and fourth in the Southern California Football Association a year ago . . . Ranked by Scout.com as the top junior college middle linebacker recruit in the country while also earned three stars from ESPN.com and 247sports.com . . . 2012 numbers included 12 tackles-for-loss of 53 yards, one fumble recovery and a 32-yard interception return . . . The conference's Northern Division second-team selection helped spearhead a defensive unit that ranked sixth in the division in points allowed (27.4) with Seahawks finishing with 6-5 record . . . The two-time all-Bay League standout led the Sea Kings in tackles as a prep senior in addition to doubling as a fullback, running for a 44-yard touchdown against Peninsula.

PERSONAL — Parents: Brett and Suellen Walker. Family: One brother, two sisters. Junior College: (Coach): L.A. Harbor College (Brett Peabody), 2012. High School (Coach): Palos Verdes (Guy Gardner), 2011. Major: Undeclared.



Tony Washington

91 | defensive end
redshirt junior | 2L | 6-3 | 243
Rancho Cucamonga, Calif.
Los Osos High School

2012 — Played in all 13 games, including starting nods at California and in the Fiesta Bowl . . . Finished the year with 12 of his 20 tackles being unassisted . . . Provided glimpse of the future, taking part in 59 snaps in win over Kansas State . . . Also took part in 62 plays at Arizona State . . . Credited with tackles in nine appearances, including four stops (3 unassisted) and one quarterback hurry in win at California . . . Added a trio of tackles against Tennessee Tech, Arizona and Stanford, including a tackle-for-loss of 1 yard against the Wildcats . . . Had a pair of unassisted tackles in the victory vs. Fresno State.

2011 — Pac-12 academic all-conference honorable mention . . . Appeared in 10 games, totaling 18 tackles . . . Made one tackle in the Rose Bowl win over Wisconsin . . . Recorded a solo tackle, one pass breakup and forced a fumble in win vs. UCLA in the Pac-12 Championship Game . . . Made three tackles against USC and had one tackle at Stanford and vs. Oregon State . . . Had a pair of solo stops in win vs. Cal . . . First career sack for a 3-yard loss to go along with a pair of solo tackles in victory vs. Missouri State . . . Had a career-high six tackles in win vs. Nevada.

2010 — Provided formidable looks of the opposition's defense as a member of the scout team during his redshirt year.

BEFORE OREGON — San Bernardino Prep Sports All-Baseline Defensive MVP . . . MaxPreps California Division 1 All-State second team defense . . . All-Inland Valley first team defense . . . All-CIF Southern Section Central Division . . . Daily Bulletin All-Star Football first team defender . . . Made 87 tackles his senior year, with a team-high 11.5 sacks and two fumble recoveries . . . As a junior, recorded 45 tackles and 6.5 sacks . . . Rated a three-star recruit by Scout.com, Rivals.com and ESPN.com.

PERSONAL — Parents: Monique and the late Tony Washington, Sr. Family: One brother, one sister. High School (Coach): Los Osos (Tom Martinez), 2010. Major: Psychology.

WASHINGTON'S CAREER STATISTICS

Tackles	G	UA	A	Total	TFL	Yds	PD	FF	FR	Blkd
2011	10	11	7	18	1.0	3	1	1	0	0
2012	13	12	8	20	1.0	1	0	0	0	0
TOTAL	23	23	15	38	2.0	4	1	1	0	0

Sacks

Sacks	G	UA	A	Total	Yds
2011	10	1	0	1.0	3
2012	13	0	0	0.0	0
TOTAL	23	1	0	1.0	3

WASHINGTON'S CAREER BESTS

Tackles: 6, Nevada, 9/10/11 (3-3)
 Tackles for loss: 1, Arizona, 9/22/12 (1 yard); Missouri State, 9/17/11 (3 yards)
 Sacks: 1, Missouri State, 9/17/11 (3 yards)
 Fumbles forced: 1, UCLA, 12/2/11
 Pass breakups: 1, UCLA, 12/2/11

HONORS AND AWARDS


2011

- Pac-12 Academic All-Conference Honorable Mention

**Juwaan Williams**

17 | athlete
 freshman | 6-0, 181
 Tucker, Ga.
 Tucker High School

BEFORE OREGON — Few prospects possess the versatility as the three-star honoree (Rivals.com) who is listed among *The Sporting News* Top 125 ... Excelled as a starter at safety and wide receiver as a sophomore before concentrating his efforts at quarterback and the defensive secondary his final two years, capping his prep career with 1,569 rushing yards (8.5 avg.) and 38 touchdowns ... The dual-threat quarterback completed 40 of 80 passes for 703 yards and eight touchdowns in 2012 while carrying the football 103 times for 752 yards and 11 scores ... Named first-team all-Dekalb County and all-region as an offensive standout while leading the school to the state championship quarterfinals in 2012 ... Completed the year with a 10-3 ledger and second place in the AAAAA Region 6 standings under head coach Bryan Lamar ... Selected to quarterback teams in the East-West and Georgia-Florida All-Star games ... Led the Tigers to a state championship victory and an unblemished 15-0 record as a quarterback his junior year ... Passed for 558 yards on 28 attempts and seven touchdowns in addition to rushing for 617 yards and 11 TDs on 82 carries in 2011 ... Also recorded 13 tackles and three interceptions as a junior and was named to the Rising Senior Bowl that same year.

**Matt Wogan**

49 | placekicker/punter
 freshman | 6-2, 197
 Indian Trail, N.C.
 Porter Ridge High School

BEFORE OREGON — The *USA Today* and *Parade* first-team All-American rated as the nation's No. 2 prep kicker/punter by the Chris Sailer Kicking academy, as well as by Rivals.com ... Also tabbed as North Carolina's 28th-ranked prep prospect for head coach Blair Hardin while taking part in the Offense-Defense All-America Bowl in Houston ... The versatile four-year starter doubled as a tight end and wide receiver for the 13-2 Pirates, who advanced to the 4A state championship game for the second year in a row ... The dual-threat kicker was a three-time all-state honoree as both a punter and placekicker, averaging 43.6-yards-per-punt while connecting on 11 of 16 field goals his senior year ... More impressive was an explosive leg that accounted for a long punt of 72 yards while placing 19 kicks inside the 20-yard line, and drove 85 of 95 kickoffs into the end zone ... Also connected on five field goals of 51 yards or longer, including a Union County-record 58-yard three-pointer ... Connected on 67 of 69 PATs in 2011 ... The four-time all-Union County standout also recognized as a three-time *Charlotte Observer* all-region pick as well as three-time Southern Carolina Conference choice.

**Bronson Yim**


43 | defensive back
 redshirt sophomore | 5-10 | 185
 Kapahulu, Hawaii
 St. Louis High School

2012 — The walk-on saw action in two games, taking snaps vs. Tennessee Tech and Colorado.

2011 — Refined his skills while spending time on the Ducks' scout team during his redshirt season.

BEFORE OREGON — Helped lead the Crusaders to a state championship in 2010... Named to the school's honor roll his senior year.

PERSONAL — Parent: Alvin Yim. Family: Four brothers. High School (Coach): St. Louis (Darnell Arceneaux), 2011. Major: General Social Science.

**Andre Yruretagoyena**

72 | offensive line
 redshirt sophomore | 6-5 | 279
 Scottsdale, Ariz.
 Chaparral High School

2012 — Appeared in four games during the season, including 15 snaps vs. Tennessee Tech and 13 against Colorado ... Majority of development took place due to the repetitions acquired via the scout team.

2011 — Worked as a member of the scout team his redshirt year.

BEFORE OREGON — A consensus four-star recruit, earning the distinction from Rivals.com, Scout.com, ESPN.com and 247Sports.com ... Ranked as the No. 7 prep offensive tackle by both ESPN and 247Sports.com ... The member of the ESPN 150 (No. 102) competed in the Under Armour All-American game ... Considered the second-best prep recruit in the state of Arizona by 247Sports.com ... The *PrepStar Magazine* All-American helped lead Chaparral High School to a perfect 14-0 season in 2010 and back-to-back Class 5A-II state championships ... Contributed to offensive line that saw the Firebirds rush for nearly 3,700 yards (263 avg.), 54 TDs and average more than 7.4 yards per carry ... An All-State selection, he was named to the *Long Beach Post Telegram* "Best in the West" first team ... Earned all-region first-team honors as a junior for the state champs, who compiled a 13-1 mark and rolled up nearly 270 rushing yards per game.

PERSONAL — Parents: Armando Yruretagoyena and Wendy Ruthrauff. Family: One brother, one sister. High School (Coach): Chaparral (Charlie Ragle), 2011. Major: Family and Human Services.

COACHES





Mark Helfrich

head coach
first season
Southern Oregon University, 1996

Appearances can be deceiving.

Granted, Oregon will be operating under the direction of a new head coach for the first time

in five seasons with Mark Helfrich taking over the reins of the program as the University's 32nd mentor. And there is no denying the bar has been set high for the 39-year-old Oregon native following the Ducks' most successful era in school history.

But Mark Helfrich would not have it any other way.

As the program's offensive coordinator and quarterbacks coach for the past four seasons, he was directly involved in the success the program had enjoyed during than span as Oregon has constructed a 46-7 record since the beginning of the 2009 season.

In addition, seven of the assistant coaches who played key roles in the program's trio of conference championships in the past four years remain, as do four of the assistants who have called Eugene home for more than two decades.

As a result of the change there really has been little change at all.

"Coaching at Oregon is the pinnacle for me," Helfrich admitted. "I kind of fell in love with the notion of being a coach when I played at Marshfield High School in Coos Bay for Kent Wigle and just seeing the influence that he had on thousands of young people and that's something I take with me to this day.

"Because of the foundation laid by (predecessors) Rich Brooks, Mike Bellotti and Chip Kelly - and the incredible support of Phil Knight and his family, Pat Kilkenney and his family, and the Oregon athletic family as a whole - this place is known among the nation's elite for many reasons. There's so many reasons why this is a special place to me; it's how we play, it's our fans' support, it's our world-class facilities and the international reputation of this University."

Helfrich was appointed Oregon's head coach on Jan. 20, 2013. And he has been on the move ever since.

One of his first indoctrinations into the coaching profession was as a football graduate assistant with the Ducks in 1997. Since then he has accumulated seven seasons as an offensive coordinator at two BCS schools and 15 years coaching quarterbacks.

Helfrich becomes the first native Oregonian to head the university's football program since John Warren in 1942.

He was named Oregon's offensive coordinator and quarterbacks coach on April 30, 2009 following three seasons in the same capacity at the University of Colorado (2006-08), five years as quarterbacks coach at Arizona State (2001-05) which included his final three campaigns in Tempe, Ariz., as passing game coordinator, and three seasons as quarterbacks coach at Boise State (1998-2000).

It didn't take long for Helfrich to be recognized for his impact on the Ducks' offensive success as he was named by FootballScoop as its National Quarterbacks Coach of the Year in 2010 and 2012, in addition to being one of three finalists as its national offensive coordinator of the year honor.

He played a significant role in the development of Darron Thomas, who went on to lead Oregon to the 2011 BCS National Championship Game as a first-year starter, as well as the 2012 Rose Bowl win over Wisconsin. Thomas became the school's first signal-caller ever to complete more than 30 touchdowns in one season on two separate occasions, finishing his collegiate career with a school-record 66 scoring strikes.

Helfrich then tutored Pac-12 Conference Offensive Freshman of the Year Marcus Mariota last season, who not only quarterbacked the

Ducks to a fourth-consecutive BCS bowl appearance and a 35-17 win over Kansas State in the Tostitos Fiesta Bowl but became the conference's first freshman to earn first-team all-league honors since 1989. Mariota completed his first collegiate season throwing for a freshman school and conference record 32 TDs.

Over the course of his last 13 seasons, Helfrich has played a role with offenses that have ranked among the nation's top-eight teams in scoring offense six times, the top six in rushing on four occasions, the elite five in total offense four times as well as the top five in passing twice.

He helped orchestrate attacks that were responsible for the top three total offense outputs in school history (2010-12) - including a school-record 7,319 yards in 2011 - as well as the only teams to account for more than 600 points in each of the last three seasons.

Helfrich has successfully mentored quarterbacks every step of the way.

Mariota established the Ducks' freshman record for passing efficiency this season (163.23), finishing seventh in the country as the Pac-12's leader, while Thomas was 11th nationally in 2011 and second in the league in 2010. Arizona State's Rudy Carpenter led the nation in passing efficiency under Helfrich's watchful eye in 2005 after the Sun Devils' Andrew Walter was second in the Pac-10 in total offense and third in passing efficiency in 2004. Walter completed 2002 third in the conference in total offense and passing efficiency while Jeff Krohn led the league in passing efficiency in 2001.

Walter set Arizona State records for both career (85) and single-season touchdowns (30) in addition to shattering the previous Pac-10

"Going forward we will attack in all phases, we will embrace innovation and we will strive to be our best to win each and every day. To the great fans of this program and university community, I promise you we will work as hard as we possibly can to make you proud. It's an honor for me to be chosen as the caretaker of Oregon football."

record for career TD passes, previously set by Stanford's John Elway (77). The third-round NFL draft pick finished his collegiate career as the school's career record holder in nearly every passing category.

Ranking as the third-youngest offensive coordinator in the nation at Colorado in 2006 (and the youngest at a BCS school), Helfrich's offenses were marked by improvement each of his first two seasons in Boulder.

His first Colorado offense averaged 4.5 yards per carry and featured three different players rushing for 500 yards or more for just the 10th time in school history. His 2007 team was just the third in school history to gain 1,000 yards on offense more than the previous season in the same number of games, and scored 30 or more points five times.

During his five-year Arizona State stint, the program blossomed into one of the top passing teams in the country. In his final season there, the Sun Devils finished third in the NCAA and led the Pac-10 in passing yards per game (373.9 avg.). ASU posted a school-record 4,481 yards passing that season to elevate its five-year total to 18,686 yards (306.3 avg.).

While at Boise State, Helfrich tutored one of the school's all-time greats in Bart Hendricks, the 1999 and 2000 Big West Conference Player of the Year. In 2000, the Broncos led the country in scoring (44.9 ppg) and finished fifth in passing offense (321.6 avg.) as Hendricks led the nation in passing efficiency (170.63) and touchdowns (38), and was fourth in total offense (330.3 avg.).

Born in Medford, the 1992 Marshfield (Coos Bay) High School

graduate turned down an opportunity to walk on at Oregon in favor of attending Southern Oregon University, where he graduated with a bachelor's degree in biology in 1996. The four-year starting quarterback was an NAIA Scholar-Athlete as a sophomore in 1993, leading the nation in total offense while earning NAIA honorable mention All-America accolades and first-team Columbia Football Association honors in the process. That season, he accumulated single-season school records in passing yards (2,712), total offense (3,196) and touch-down passes (23), topping the 400-yard mark in single-game total offense three times.

He was inducted into his alma mater's Athletics Hall of Fame in the fall of 2012.

He began his coaching career as running backs coach at his alma mater in 1996 before playing and coaching (offensive coordinator) in Europe with the Vienna (Austria) Vikings in the winter of 1997.

Mark and his wife, Megan, are the parents of one son, Max (6), and one daughter, Maggie (2).



OREGON BOWL TRADITION

A total of 70 of the 124 NCAA Football Bowl Subdivision schools earned postseason berths following the 2012 season. Oregon is one of only eight schools in the country to make at least 20 appearances in a bowl game over the past 24 seasons.

24 of 24

Florida State

89 Fiesta
90 Blockbuster
91 Cotton
92 Orange
93 Orange
94 Sugar
95 Orange
96 Sugar
97 Sugar
98 Fiesta
99 Sugar
00 Orange
01 Gator
02 Sugar
03 Orange
04 Gator
05 Orange
06 Emerald
07 Music City
08 Champs Sprts
09 Gator
10 Chick-fil-A
11 Champs Sprts
12 Orange

23 of 24

Florida

89 Freedom
91 Sugar
92 Citrus
93 Sugar
94 Sugar
95 Fiesta
96 Sugar
97 Citrus
98 Orange
99 Citrus
00 Sugar
01 Orange
02 Outback
03 Outback
04 Peach
05 Outback
06 Fiesta
07 Capital One
08 BCS CG
09 Sugar
10 Outback
11 Gator
12 Sugar

22 of 24

Ohio State

89 Hall of Fame
90 Liberty
91 Hall of Fame
92 Citrus
93 Holiday

24 of 24

94 Citrus
95 Citrus
96 Rose
97 Sugar
98 Sugar
00 Outback
01 Outback
02 Fiesta
03 Fiesta
04 Alamo
05 Fiesta
06 Fiesta
07 BCS CG
08 Fiesta
09 Rose
10 Sugar
11 Gator

24 of 24

Nebraska

89 Fiesta
90 Citrus
91 Orange
92 Orange
93 Orange
94 Orange
95 Fiesta
96 Orange
97 Orange
98 Holiday
99 Fiesta
00 Alamo
01 Rose
02 Independence
03 Alamo
05 Alamo
06 Cotton
08 Gator
09 Holiday
10 Holiday
11 Capital One
12 Capital One

21 of 24

Michigan

89 Rose
90 Gator
91 Rose
92 Rose
93 Hall of Fame
94 Holiday
95 Alamo
96 Outback
97 Rose
98 Citrus
99 Orange
00 Citrus
01 Citrus
02 Outback
03 Rose
04 Rose

24 of 24

05 Alamo
06 Rose
07 Capital One
11 Sugar
12 Outback

20 of 24

Oregon

89 Independence
90 Freedom
92 Independence
94 Rose
95 Cotton
97 Las Vegas
98 Aloha
99 Sun
00 Holiday
01 Fiesta
02 Seattle
03 Sun
05 Holiday
06 Las Vegas
07 Sun
08 Holiday
09 Rose
10 BCS NC
11 Rose
12 Fiesta

19 of 24

Miami, Fla.

89 Sugar
90 Cotton
91 Orange
92 Sugar
93 Fiesta
94 Orange
96 Carquest
98 Micron PC
99 Gator
00 Sugar
01 Rose
02 Fiesta
03 Orange
04 Peach
05 Peach
06 MPC Comp.
08 Emerald
09 Champs Sprts
10 Sun

24 of 24

Georgia

89 Peach
91 Independence
92 Florida Citrus
95 Peach
97 Outback
98 Peach
99 Outback
00 Oahu
01 Music City
02 Sugar
03 Capital One
04 Outback
05 Sugar
06 Chick-fil-A
07 Sugar
08 Capital One
09 Independence
10 Liberty
11 Outback
12 Capital One

24 of 24

Tennessee

89 Cotton
90 Sugar
91 Fiesta
92 Hall of Fame
93 Citrus
94 Gator
95 Citrus
96 Citrus

24 of 24

97 Orange
98 Fiesta
99 Fiesta
00 Cotton
01 Citrus
02 Peach
03 Peach
04 Cotton
06 Outback
07 Outback
09 Chick-Fil-A
10 Music City

19 of 24

Miami, Fla.

89 Sugar
90 Cotton
91 Orange
92 Sugar
93 Fiesta
94 Orange
96 Carquest
98 Micron PC
99 Gator
00 Sugar
01 Rose
02 Fiesta
03 Orange
04 Peach
05 Peach
06 MPC Comp.
08 Emerald
09 Champs Sprts
10 Sun

24 of 24

Penn State

89 Holiday
90 Blockbuster
91 Fiesta
92 Blockbuster
93 Citrus
94 Rose
95 Outback
96 Fiesta
97 Citrus
98 Outback
99 Alamo
02 Capital One
05 Orange
06 Outback
07 Alamo
08 Rose
09 Capital One
10 Outback
11 TicketCity



Nick Aliotti

defensive coordinator
22nd season at Oregon
UC Davis, 1976

Only those with a true understanding of the game may be able to appreciate the success Oregon's defense has encountered under the watchful eye of the 37-year coaching veteran in an era that emphasizes explosive offenses.

Now in his third stint with the Ducks, Nick Aliotti is coming off a quartet of seasons that many experts rate among his best.

In 2012, Oregon's defenders were on the field more than the opposition in nine of 13 games while ranking 44th the country in total defense. However only three BCS conference opponents allowed fewer yards per play than Oregon's 4.94 average. It also stood 15th nationally (2nd in the Pac-12) in pass defense efficiency.

But with a bottom line consisting of points on the scoreboard, the Ducks ranked 25th in the country in fewest points allowed (21.6 avg.) and third in the Pac-12 - the second time in three years the program has ranked third or better in the league in scoring defense.

The 2011 campaign may not have been as statistically imposing as previous years but Oregon's defenders rose to the challenge when needed. They relinquished only eight offensive touchdowns in the fourth quarter in 14 games.

Utilizing a philosophy of pressuring the opposition into making mistakes, the Ducks led the nation in interceptions (26) and turnover margin (+1.62) a year ago. The previous season, they ranked fifth in the country in quarterback sacks (3.21 avg.) and tied for 19th nationally in turnovers gained (29).

Without generating the euphoria of the 1994 "Gang Green" defense that led Oregon to a Rose Bowl appearance, it was responsible for providing the spark early in the 2010 season before the offense gained momentum. Yet the only thing absent from that BCS Championship Game run may have been a catchy slogan.

Never has an Oregon defense allowed fewer points (243) during a 13-game season than in 2010 and you would have to go back to 1992 to uncover a defensive scoring average lower than that year's 18.7.

Coordinating a scheme which ranked seventh in the country in pass efficiency defense while yielding only 15 touchdown passes compared with 21 interceptions three seasons ago, the Ducks' defenders ranked seventh nationally in tackles for loss (7.5 avg.) and 12th in scoring defense (18.7 avg.). They also stood second in the country in turnovers gained (37).

For his efforts Aliotti was nominated for the Broyles Award, given to the nation's top collegiate assistant coach.

His 2009 defense stood among the top two teams in the conference in 10 major defensive categories in Pac-10 play, in addition to ranked 14th in the country in sacks per game (2.77) and 25th in passing efficiency defense (112.30). UO was the Pac-10's best team in rushing defense (118.6 avg.), passing defense (197.4 avg.) and total defense (316.0 avg.) in league games, while allowing the fewest opponent touchdowns (23). The Ducks also allowed an average of only 11.6 points per game in their first five league appearances.

Continuing to mentor the Oregon defense with his familiar aggressive and innovative flair, the Aliotti is one of the school's most popular assistants in recent memory. Returning to the position prior to the 1999 season where he enjoyed his greatest success, the energetic Northern California native has completed 21 overall campaigns with the Ducks (not including two years as a graduate assistant).

Oregon produced its best regular-season stand against the run in seven years in 2010 with numbers that ranked tops in the Pac-10 (117.6 avg.) while also pacing the league in fewest third and fourth-down conversions.

In 2007, Oregon led the nation in tackles for loss (9.38 avg.) in addition to ranking third in red zone defense and tied for 15th in sacks (3.0 avg.) while leading the Pac-10 in turnover margin (18th nationally). His defenders led the conference in pass defense (20th in the country) in 2006 for the third time in seven seasons, and in total defense (357.7 avg.) in 2005 for the first time since 1958. The Ducks also gave up their fewest yards of total defense (322.1 avg.) in 11 years in 2006, allowed their fewest points per game (23.2 avg.) in four years in 2005 and ranked 10th in the country in turnover margin, thanks in part to 23 interceptions (Oregon's best since 1968) -- the second-most in the country in 2005.

Employing a philosophy of focusing on opponents' running game, he helped Oregon rank 16th nationally against the run (107.1 avg.) in 2003. During the Ducks' Fiesta Bowl season of 2001, Oregon limited teams to 115.3 avg. on the ground -- its best since its 1994 Rose Bowl run -- while ranking second in the league. For his efforts that season, Aliotti was rewarded by being an AFLAC National Assistant Coach of the Year recipient.

Under his guidance, Oregon's defense has held at least five of its opponents at 100 yards or less per game rushing in seven of the last 13 years, including six foes below the century mark in 2008. However, few performances may have been more impressive than limiting No. 3 Michigan to a paltry -3 rushing yards in the 31-27 upset of the Wolverines in 2003. Another equally impressive performance included limiting the ground attack of Colorado to just 49 yards in the 2002 Fiesta Bowl triumph.

The 59-year-old's additional career highlights include taking a unit ranked eighth in the Pac-10 in defense in the first year of his previous Oregon tenure in 1993 and molding it into one that ranked among the nation's top-20 defending the run (12th, 112.4 avg.), pass (14th) and in scoring defense (20th, 17.7 avg.).

During his Oregon tenure, he has mentored 32 defensive players selected in the NFL draft, including 2013 first-round pick Dion Jordan and '05 first-round selection Haloti Ngata.

After his departure following the school's first outright Pac-10 title ever and its first Rose Bowl appearance in 37 years, he served as a defensive assistant and special teams coach with the St. Louis Rams from 1995-97.

Aliotti broke into the coaching ranks as running backs coach at his alma mater, UC Davis (1976), before beginning a two-year stint as a graduate assistant at Oregon (1978). His coaching tenure includes stops at Oregon State (1980-83) and Chico State (1984-87) before returning to Oregon as outside linebackers coach in 1988.

Following three years in the NFL, he returned to the collegiate ranks in 1998 as defensive coordinator at UCLA before returning to Eugene in 1999.

As a player, he was a three-year letterman as a running back at UC Davis, earning freshman team MVP honors in 1972 and Far Western Conference accolades his senior season.





Scott Frost

offensive coordinator | quarterbacks
fifth season at Oregon
University of Nebraska, 1997

Scott Frost, who instilled a toughness in the Ducks' wide receivers corp the last four years, will incorporate that same mentality at a position where he was one of the nation's best while quarterbacking his alma mater to the 1997 National Championship.

Frost has gained a wealth of experience as a standout at the collegiate and professional levels, as well as from a coaching perspective, and will now utilize that knowledge in a new role after being elevated to the positions of offensive coordinator and quarterbacks coach on Jan. 31, 2013.

Prior to initially joining the Oregon staff in January 2009, Frost had served one year as defensive coordinator at the University of Northern Iowa (2008) and two seasons as the Panthers' linebackers coach (2007-08).

The 38-year-old Lincoln, Neb., native possesses a unique array of experience as a standout collegiate quarterback who also has a coaching background encompassing the defensive side of the ball and special teams. He quarterbacked the University of Nebraska to the 1997 national championship over Tennessee, 42-17, with the two-year starter leading the Cornhuskers to a 24-2 record after lettering two years at Stanford.

As a player, Frost was tutored by some of the legendary football coaching minds of all time, including Stanford's Bill Walsh and Nebraska's Tom Osborne, as well as the New York Jets' Bill Parcells in the NFL.

His expertise as a collegiate standout and coach, as well as a six-year NFL veteran, has been vital to Oregon's unprecedented success during his Eugene tenure. Among his contributions has been the implementation of a mentality instilled as a defender as well as the moxie of a national championship competitor. He has been instrumental in instituting a toughness among his receivers that enhanced their ability as downfield blockers, which has contributed to the success of the Ducks' running game that has paced the conference in rushing each of the past seven seasons.

He has displayed the versatility to adapt to situations that run the gamut from refining the talents of proven commodities to tutoring less experienced pupils. Despite Oregon ranking third in the country in rushing this season while averaging better than 300 yards per game on the ground for the first time in the program's history (315.2 avg.), 18 players accumulated more catches (250) in 2012 than in the last six seasons.

A year ago, the Ducks' wide receivers hauled in 150 catches compared with 115 receptions in 2011.

His first year at Oregon (2009), he inherited one of the Ducks' most inexperienced units and enhanced its development into a reliable corps, helping Jeff Maehl and D.J. Davis develop into NFL players who could be relied upon to make plays both catching the football and blocking downfield.

While Oregon returned a trio of starting wide receivers heading into the 2010 season, Frost played a vital role in improving their production catching the football while further honing their blocking skills. One result was a breakout year for Maehl, who became a first-team all-conference choice, set the Ducks' single-season record with 12 touchdown catches, tied the single-season mark with 77 receptions and finished as the program's first 1,000-yard receiver in five seasons.

However he successfully navigated one of his more challenging situations in 2011. Molding a wide receiver contingent that boasted of only two players who had accumulated as many as 10 career catches at the Division I level, he helped devise schemes that would result in the Ducks accounting for 30 or more touchdowns through the air for only the fourth time in school history.

After quarterbacking Nebraska to an unblemished 13-0 record in 1997, the second-team all-Big 12 Conference standout broke into the coaching ranks as a graduate assistant at his alma mater in 2002 before filling the same role at Kansas State in 2006. He then initiated a two-year stint at Northern Iowa in 2007, where the school finished sixth in the country against the run (91.0 avg.) and seventh in scoring defense (16.9 avg.).

The Panthers completed 2008 with a 12-3 record after posting a 12-1 mark the previous year.

They tied for third in the Football Championship Subdivision in take-aways (40) and ninth in the country in scoring defense (17.7 ppg) in his final year at the school, dropping a 21-20 decision to Richmond in the national championship semifinals.

As a Nebraska standout, the 1997 Johnny Unitas Golden Arm Award finalist completed 192 of 359 passes for 2,677 yards and 18 touchdowns. Included was a senior season in which he became only the 10th player in college football history to both run (1,095 yds.) and pass (1,237 yds.) for 1,000 yards in a single season.

His 2,332 yards of total offense fell one yard shy of what was then the school's single-season record set in 1971.

Following his collegiate career, Frost was selected in the third round (67th overall) of the 1998 NFL Draft by the New York Jets, where he played safety and special teams from 1998-2000. His professional football career included stops in Cleveland (2001), Green Bay (2001-02) and Tampa Bay (2004).

The second-team Academic All-American and two-time first-team academic all-conference choice graduated with a B.A. degree in finance from Nebraska in 1997.





Tom Osborne

special teams coordinator | tight ends
13th season at Oregon
Washington State, 1983

One of the constants of Oregon's football program remains its special team's production, thanks to Tom Osborne, who is in second tour in

Eugene.

Returning to the Ducks prior to the 2007 season, the special teams coordinator and tight ends coach quickly restored the levels of productivity and energy of his areas to that prior to his 2000 hiatus.

It didn't take long for "Coach Oz" to make his presence felt, lifting Oregon's units on special teams out of the bottom ranks of the Pac-10 statistical standings in the first year of his return.

Throughout his career, Osborne has been instrumental in the development of 17 All-Americans, 17 first-team all-conference standouts and 15 second-team all-league honorees in his 32 years as a college coach. He was one of three finalists for the FootballScoop Special Teams Coordinator of the Year award in 2010.

Yet his role tutoring tight ends has not taken a back seat, as evidenced by CBSsports.com naming him one of the top five tight end coaches in the country heading into the 2008 season. Within his last 18 seasons of his coaching career, Osborne has tutored nine tight ends who have made their way into the NFL.

In the first season following his return, the Ducks placed second in the conference in kickoff returns (23.96 avg., 14th nationally), fourth in kickoff coverage (42.9 net avg.) and ranked fifth in net punting (36.69 avg., 34th in the nation). Andiel Brown led the Pac-10 in punt returns (10.41 avg.) and Jonathan Stewart was third in kick returns (26.70 avg.).

The special teams success has continued ever since. Last season, Oregon led the Pac-12 in fewest punt return yards allowed (8th nationally, 3.24-yard avg.) and punt returns (12th, 13.5-yard avg.). In 2011, Oregon led the nation in punting (41.5 avg.) and also finished 11th in the country in kickoff returns (24.9 avg.) - with De'Anthony Thomas ranking 10th individually (27.3 avg.) - while the Ducks were 25th nationally in kickoff return coverage.

In 2009, Oregon finished 10th nationally in kickoff returns (24.9 avg.), and 2010 saw significant performances by nearly every phase of special teams play. The Ducks finished second in the nation in punt returns (16.98 avg.), ranked 12th in the country in kickoff coverage (19.28 avg.) and 30th in net punting (37.88 avg.). Individually, Cliff Harris rated second in the country in punt returns (18.83 avg.), while Jackson Rice improved his punting average from 40.5 yards per kick to 42.28 from his freshman year to the next. The '10 punt return team produced five touchdowns, including four by Harris.

He also oversaw the development of 2009 first-team all-conference tight end Ed Dickson, who became Oregon's all-time leader in receptions (124) and yards (1,557) at the position prior to his selection in the third round of the 2010 NFL Draft by the Baltimore Ravens. Osborne followed that up by tutoring tight end David Paulson into becoming a first-team all-conference choice in his first year as Dickson's successor, as well as spending 2012 on special teams and catching seven passes with the Pittsburgh Steelers.

As a sophomore, Dickson was the team's second-leading receiver with 43 receptions, 453 yards and three touchdowns. He improved his productivity as a junior with 508 receiving yards, while he accumulated 42 catches for 551 yards and six TDs in his final year.

Paulson led the Ducks with a 14.1 yards-per-catch average among teammates who posted 10 or more catches in 2011.

In addition to UO's kickoff return success in 2009, Osborne also played an increased role in the development of the Ducks' kickers, as Morgan Flint was successful on better than 88 percent of his field goal attempts.

Before returning to Eugene for a second stay, Osborne had spent six seasons as the assistant head coach, special teams coordinator and tight ends coach at Arizona State, after coordinating Oregon's special teams and tutoring its tight ends from 1995 through 2000. During his tenure with the Sun Devils, Osborne's units blocked 11 punts.

Osborne was named the Division IA National Special Teams Coordinator of the Year by American Football Coaches Monthly Magazine following the 2003 season. His success in placing a high priority on the different phases of the kicking game has been well documented.

He coached the only team in ASU history to have both the punt return and kickoff return units rank among the top 10 in the nation in the same year (2005). In addition, he oversaw the only team in the nation to have back-to-back years ranked in the top 10 in kickoff returns (2005 and 2006).

His Sun Devils led the Pac-10 in kickoff coverage (16th nationally) in 2004 and ranked No. 2 in the country in kickoff returns in 2006. ASU also ranked among the top 27 in the nation in net punting four of his six seasons.

At ASU, Zach Miller earned first-team All-America honors in 2006 after catching 50 passes for 484 yards and four touchdowns. Over three seasons, ASU's all-time receptions leader at the position caught more passes (144) than any other tight end in the country while his yardage (1,512) was second nationally during that span.

Under Osborne's supervision, Oregon's special teams play during his first tour of duty was arguably the best in the Pac-10, if not the country. The Ducks ranked either first or second in the Pac-10 in kickoff coverage each of his six seasons, among the top three in kickoff returns five of six years and among the top three in net punting on four occasions. Before departing Eugene in 2000, Oregon led the league in kickoff coverage (17.04 avg.), kickoff returns (22.5 avg.) and net punting (37.7 avg.).

From a statistical standpoint, Osborne also coached Oregon's top three tight ends of all time (Josh Wilcox - 103 receptions, Blake Spence - 92 catches, and Dickson). During his first six years, the Ducks' tight ends annually averaged close to 50 catches for 700 yards and seven touchdowns. Wilcox, Spence, Jed Weaver and Justin Peelle each received all-conference and All-America attention in addition to spending time on NFL rosters.

Prior to joining the Oregon staff, the Washington native coached running backs and tight ends at Boise State for two seasons (1993-94) and coached at Portland State from 1986-92.

The 1983 Washington State graduate and former wide receiver served as a student coach for the Cougars (1981-82) as well as a graduate assistant (1983-85) at his alma mater.





Ron Aiken

defensive line
first year at Oregon
North Carolina A&T, 1977

Ron Aiken, who spent the past six years among the most respected defensive line mentors in the NFL while accumulating 23 years of experience as a defensive assistant at the Division I and professional levels, enters his first season coaching Oregon's defensive line.

The 57-year-old South Carolina native joins the Ducks following six seasons as defensive line coach with the Arizona Cardinals of the National Football League (2007-12) and eight years tutoring the defensive line at the University of Iowa (1999-2006).

During his NFL tenure, he played a role in the development of three-time All-Pro defensive tackle Darnell Dockett, who led the league's interior linemen in quarterback sacks in 2007 (9) and 2009 (7), and tied the franchise record for most sacks in a single season by a defensive tackle the former year. Aiken also aided in the emergence of defensive end Calais Campbell, who led or shared the team lead in QB takedowns in 2011 (8), 2010 (6) and 2009 (7) before pacing all Arizona linemen in 2012 (6.5).

The Cardinals tied for 11th in the NFL with 38 sacks and were 12th in total defense (337.8 avg.) this past season. They ranked in the upper half of the league in quarterback sacks in five of his six campaigns in Phoenix, including sixth and seventh in the NFL in 2009 (43) and 2011 (42), respectively.

In Aiken's first year at Arizona, it finished ninth in the NFL in rushing defense (97.9 avg.) in 2007 after ranking 16th the previous year.

At Iowa, Aiken was honored as the Division I Assistant Coach of the Year by the American Football Coaches Association in 2002, helping the Hawkeyes to six straight post-season appearances from 2001-06. The program ranked among the nation's top eight teams against the run from 2002-04, allowing opponents fewer than 100 yards per game rushing each year, and rated among the top three programs in the Big Ten Conference in rushing defense from 2001-2005.

Iowa ranked fifth in the country in rushing defense in 2002 (81.9 avg.) and 2004 (92.5 avg.), along with seventh in scoring defense (16.2 avg.) and 16th in total defense (314.5 avg.) in 2003, and 11th in total defense (293.8 avg.) and 16th in scoring defense (17.6 avg.) in '04.

During his Iowa City stint he tutored a quintet of future NFL players, including two-time (2006-07) Pro Bowl pick Aaron Kampman (Green Bay) and Jonathan Babineaux, who ranked second in the country in tackles for loss (25) as a collegian in 2004. In addition, he coached one All-American and seven first-team Big Ten all-conference selections in his eight seasons there.

Prior to joining the Hawkeyes, Aiken coached linebackers at San Diego State in 1998, where all three of his linebackers earned all-conference accolades; tutored the defensive tackles at Texas in 1997; worked with the defensive line at Vanderbilt in 1995 and '96; and oversaw the linebackers and defensive ends at New Mexico from 1990-94.

The 1977 graduate of North Carolina A&T broke into the profession as an offensive line coach at Boiling Springs (S.C.) High School that fall before becoming head coach at Greenville County (Va.) High School in 1979. He migrated to the collegiate ranks as offensive line and special teams coach at Bethany College (Kan.) in 1980 prior to becoming the offensive coordinator at Tarkio (Mo.) College in 1982, spent one season as special team's coordinator at Rensselaer Polytechnic Institute (N.Y.) in 1985, and then served as head coach at Langston (OK) University from 1986-89.

Aiken was an all-conference offensive lineman and 1976 team captain at North Carolina A&T, where he earned a bachelor's degree in history, before receiving a masters in secondary education from The Citadel in 1982.





Gary Campbell

running backs

31st season at Oregon

UCLA, 1973

Oregon's longest-tenured football coach in school history also is unsurpassed among the nation's Bowl Championship Subdivision active coaches with the longest continuous full-time service at one school. But more important than Gary Campbell's longevity has been his true passion for the players he mentors on and off the field.

What has resulted has been the most prolific rushing attacks in school history as he enters his 31st season tutoring the Ducks' running backs.

His thorough comprehension of the running game in an age where throwing the football has become more fashionable has been vital to Oregon's unprecedented success as it has led the conference in rushing each of the last seven years. Furthermore, it has finished the season ranked among the top six in the country in rushing every year since 2007 while setting school single-season records four times in the last five seasons.

The Ducks ranked second in the country in rushing with 3,641 yards in 2008 (280.1 avg.) before setting the new school standard with 3,721 in 2010 (286.2 avg.). That was surpassed in 2011, with the program's stable of running backs tallying 4,189 yards. Last season's rushing average was third in the country (315.2) to eclipse the previous standard from '11 (299.2 avg.).

In addition, Oregon tied for the nation's lead in rushing touchdowns in 2012 with 48.

His latest two pupils - Kenjon Barner and LaMichael James - each earned consensus first-team All-America honors.

In 2010, Campbell, who has produced seven 1,000-yard rushers over the latest six-year span, was named as one of the top 10 recruiters in the Pac-10 by Rivals.com.

Among the school's 15 players with at least one season of 1,000 or more rushing yards, Campbell has coached 13 of them. Included is James, who completed his career as Oregon's most prolific ball carrier in school history in 2011. The school's first freshman ever to eclipse the 1,000-yard plateau (2009) and the only three-time 1,000-yard rusher completed his career holding the Ducks' single-game (288 yards), one-season (1,805) and career (5,082) rushing records.

While it was Jonathan Stewart, who broke the school's 10-year-old single-season rushing mark with 1,722 yards in 2007, "Coach Cam" oversaw James' sophomore season in 2010, when the Heisman Trophy finalist broke Stewart's UO record with 1,731 yards of his own.

James became the first player in conference history to eclipse 1,500 yards in three separate seasons.

In addition, Campbell twice has tutored a pair of 1,000-yard rushers in the same season since 2001, as well as three conference rushing champions in James (2010 and 2011), Stewart (2007) and Saladin McCullough (1997).

James not only became Oregon's first NCAA rushing champion (144.3 avg.) in 2010, he became the school's first Doak Walker Award winner as the nation's top running back as well as the University's top Heisman Award finisher (3rd) in program history.

Running backs have rushed for 100 yards or more 62 times over the past six years, a feat the position has produced 115 times since 1997.

After spending the off-season prior to 2007 administering innovative vision drills with Stewart, his prize pupil shattered the former single-season rushing record by nearly 400 yards and featured two games of more than 250 yards - the third and fourth highest single-game totals in school history. The junior also became the first Duck to surpass 2,000 all-purpose yards in a season, finishing with 2,481.

But he has prided himself in the expansion of his pupils' talents beyond that of just running with the football. Campbell's players tend to develop versatility, as evidenced by a pair of his 1,000-yard rushers tallying more than 50 receptions in one year. No better example of that flexibility can be offered than Terrence Whitehead. In 2004, Whitehead rushed for 1,144 yards, good for second in the Pac-10. The following season, his talents as a receiver were utilized as an extension of the Ducks' running game as the program's fifth-leading rusher of all time caught 52 passes for 490 yards to complement his 679 yards on the ground. He became only the second player in school history to accumulate 100 or more yards rushing and receiving in the same game, doing so at Arizona State in 2005.

Campbell's tutelage helped Onterio Smith (2001, '02), Maurice Morris (2000, '01) and Reuben Droughns (1999) become the seventh, eighth and ninth 1,000-yard rushers in Oregon history -- the first time the Ducks ever boasted of consecutive 1,000-yard ground-gainers. Morris, a second-round NFL pick in 2002, became the first back-to-back 1,000-yard rusher in school history, followed by Smith (2001-02) and James (2009-10-11).

The Ennis, Texas, native's efforts have been extremely visible in the school's record books as 17 of the Ducks' top-19 single-season rushing totals have been recorded by Campbell protégés. Campbell's backs also own Oregon's top eight career rushing marks.

A proponent of the importance of developing running backs' all-around game, he successfully tutored the school's first conference rushing champion in 26 years in McCullough. One of the Ducks' best tailbacks also established a school record by rushing for 15 TDs in only seven games in 1996 and equaled a Pac-10 record with five touchdowns in one outing. The former standard was bettered in 2008 (LeGarrette Blount, 17 TDs), as well as again in 2010 (James, 21) and 2012 (Barner, 21). Barner also equalled the league's single-game record for rushing TDs.

In 1995, Campbell brought the potentially outstanding career of senior tailback Ricky Whittle to fruition. Whittle crushed Oregon's one season all-purpose yardage record prior to McCullough bettering it, and became the program's first running back ever to haul in 50 passes.

In 1998, he honed the talents of Droughns into becoming the first player in school history to rush for better than 200 yards in more than one game in the same season before injuries halted his ascension as one of the nation's best.

A former starting fullback at UCLA, the 62-year-old Campbell came to Oregon in 1983 after one season at Pacific. In addition to his playing days at UCLA in the early 1970s, where he scored two touchdowns in one of Oregon's biggest victories ever (1970, 41-40), he was a graduate assistant for the Bruins in 1976-78.





Steve Greatwood
 running game coordinator |
 offensive line
 27th season at Oregon
 University of Oregon, 1980

One individual whose contributions have been overshadowed in Oregon's offensive success has been Steve Greatwood, who is in his 22nd season coaching Oregon's offensive line, as well as his 27th year on the Ducks' coaching staff.

The 31-year coaching veteran and Eugene native, who has logged more than a quarter century at his alma mater, returned to Oregon as its defensive line coach prior to the 2000 season following a five-year hiatus - two of which he spent coaching in the NFL.

The 55-year-old Greatwood was an integral part of Oregon's coaching staff for the first 13 seasons of his career that concluded with a berth in the 1995 Rose Bowl, concentrating his efforts on the offensive line from 1982-94.

It has been no different since he resumed his role with the offensive line in 2005 and was elevated to running game coordinator in 2009. During that span, Oregon has claimed seven consecutive conference rushing titles, has ranked in the top 10 in the country in rushing each of the past six seasons, and established school rushing records in four of the past five campaigns.

The Ducks have accumulated a nation's-best 275 rushing touchdowns since 2006 and enter 2013 with a trio of returning underclassmen starters.

From a statistical standpoint, it could be argued that Greatwood's latest three offensive fronts were among the best in school history. Oregon ranked fourth nationally in rushing (286.2 avg.) three years ago, thanks to a school-record 3,721 yards. In addition, the Ducks allowed a meager 10 sacks in 13 games (0.77 avg.) in 2010, which ranked seventh in the nation.

Last season, Oregon averaged better than 300 yards per game running with the football for the first time in school history (315.2), ranking third in the country. While its rushing attack has been characterized as a finesse style in the past, Greatwood has transformed the mentality into a power game. Oregon tied for the nation's lead in rushing touchdowns (48) in 2012, eclipsed 4,000 yards rushing for the second time in as many years and set the school record for most first downs on the ground (204).

In 2011, his charges performed at peak efficiency. Replacing three starters in the trenches, the Ducks surpassed previous outputs, following up with 4,189 yards on the ground (299.2 avg.) to finish fifth in the country while allowing only 14 quarterback sacks in 14 games.

The 2008 interior line wasn't too shabby either, ranking second nationally in rushing (280.1 avg.), leading the Pac-10 for the third time in as many years and setting a team standard with 3,641 yards on the ground.

For his efforts, Greatwood was singled out as the nation's college football Assistant Coach of the Year by FootballScoop.com, in addition to previously being praised as one the top assistant coaches in the country by Rivals.com.

Yet 2009 had to rank among his more gratifying years as he watched over a rebuilt unit that had lost three of its standouts to the NFL and molded an ever-improving interior line that played a major role in the Ducks' leading the Pac-10 in rushing offense for the fourth-straight season.

One of the nation's most underrated technicians, the former Oregon standout tutored two-time All-American Max Unger, with the second round 2009 NFL draft choice earning NFL All-Pro accolades in 2012.

Greatwood has tutored five offensive linemen who were drafted into the NFL over the past six years, including 2013 first-round pick

Kyle Long. He also is credited with the development of pre-season All-America center Hroniss Grasu, a two-time Rimington Trophy watch list honoree.

In addition to the Ducks first setting a single-season rushing record in 2007, they established a single-game record 465 yards on the ground at Washington, which was later eclipsed with 528 rushing yards vs. Portland State in 2010.

During the 2006 season, the Ducks allowed only 16 sacks to place second in the league in fewest sacks allowed, as his unit played a big part in Oregon leading the league in rushing (182.2 avg.) for the first time since 1955.

His return to the offensive line in 2005 paid immediate dividends as he molded a relatively inexperienced group that included only two returning starters into one that was forced to quickly adapt to a new scheme. The result was an offense that improved from 10th in the Pac-10 Conference to third in quarterback sacks allowed (20) as well as ranked among the top 20 in the country in three of four major categories.

While overseeing the defensive line in 2004, the Ducks held their opponents to 122.1 yards per game on the ground - the fifth consecutive season under Greatwood the UO defensive line has helped hold its opponents under 125 yards per game rushing.

In 2003, the Duck defensive line helped post a No. 16th national ranking against the run (107.1 ypg.), highlighted by a trio of all-league defensive linemen. Both Igor Olshansky and Junior Siavii were drafted in the second round of the 2004 NFL draft.

Oregon's rushing defense ranked first in the conference in 2000 (118.2 avg.) and second in 2001 (115.3 avg.), while the 2002 unit allowed 118.2 yards per game to rank 25th nationally.

Greatwood's defensive lines held opponents to negative rushing yards on four occasions in the five seasons, including -3 net yards by No. 3 Michigan in 2003, and limited a Colorado team that came into the 2002 Fiesta Bowl ranked eighth in the country in rushing (228.5 avg.) to only 49 yards.

Following the 1994 season and Oregon's Pacific-10 Conference championship, Greatwood departed with former Ducks' head coach Rich Brooks to coach the offensive line and tight ends with the St. Louis Rams. He rejoined the collegiate ranks in 1997 at Maryland before returning to the West Coast the following year and heading the offensive line at USC.

In addition to his various coaching duties along the offensive line, Greatwood spent all but one year of his previous stint as a full-time Oregon assistant also tutoring the team's tight ends.

Receiving his sociology degree from Oregon in 1980, Greatwood initiated his coaching career as the Ducks' defensive graduate assistant for two years before he was elevated to offensive line/tight ends coach in 1982.





Matt Lubick
 passing game coordinator |
 wide receivers
 first year at Oregon
 Colorado State, 1995

The University of Oregon added a new perspective to its staff with the addition of Matt Lubick as passing game coordinator and wide receivers coach on Jan. 28, 2013.

Lubick, who brings 17 years of collegiate coaching experience to Eugene, previously spent three seasons in a similar capacity while also serving as recruiting coordinator at Duke University, culminating in his being named the 2012 Wide Receivers Coach of the Year by FootballScoop.com.

The Ducks also are expected to utilize his expertise as he will assist with the coordination of recruiting on the offensive side of the ball.

A former Pac-10 assistant at Arizona State and Oregon State, Lubick, 42, takes over tutelage of UO's receiving unit from Scott Frost, whose responsibilities have shifted to offensive coordinator and quarterbacks coach.

At Duke, Lubick earned national position coach accolades after guiding all-Atlantic Coast Conference wideouts Jamison Crowder and Conner Vernon to record-setting seasons. Crowder caught 76 passes for 1,074 yards and eight touchdowns while Vernon carded a school single-season record 85 catches for 1,074 yards and eight TDs. The pair established an ACC record for most combined receptions by a duo and became just the second tandem in conference history to post over 1,000 receiving yards each in the same year.

Also In 2012, Lubick coached three receivers - Crowder, Desmond Scott and Vernon - that formed the only trio nationally to have 65-plus pass receptions apiece. The group combined for 227 catches for 2,814 yards and 18 touchdowns while helping the Blue Devils to postseason play for the first time since 1994. In addition, Vernon - a three-time all-ACC pick - closed his career as the ACC's all-time leader in both pass receptions (283) and receiving yards (3,749).

As a result, Lubick was one of three finalists for the AFCA Assistant Coach of the Year award and one of 29 nominees for the Broyles Award, an honor presented annually to the top assistant coach in the nation.

In 2011, the Blue Devils ranked second in the ACC in passing offense while Vernon became the first player in league history to post multiple seasons with 70-plus receptions. In addition, wideout Donovan Varner eclipsed the school's all-time catch record, closing his career with 207 receptions - matching the fourth-highest total in ACC history.

Duke's 2011 passing attack featured four players - Varner, Vernon, wideout Brandon Braxton and tight end Cooper Helfet - that caught 40 or more passes, matching the school record set in 1982.

Following Lubick's arrival in Durham in February of 2010, Vernon enjoyed a terrific season with 73 receptions for 973 yards and four touchdowns. The all-ACC choice paced the conference in receptions per game (6.08) while his 73 catches fell one short of the school single-season. In addition, Vernon coupled with Varner (60 receptions, 736 yards) and Austin Kelly (47 receptions, 486 yards) to form the most prolific pass-catching trio in school history with a combined 180 grabs for 2,195 yards.

Duke's passing attack ranked second in the ACC in 2010 as quarterback Sean Renfree became just the fourth player in school history to throw for 3,000 or more yards. Additionally, the Blue Devils had five players - Vernon, Varner, Kelly, tight end Cooper Helfet (34) and Scott (34) - with 30 or more receptions for the just the second time in school history.

Prior to elevating the Blue Devils' passing game and recruiting, Lubick spent three seasons (2007-09) on the staff at Arizona State. With the Sun Devils, Lubick served as assistant head coach and recruiting coordinator while coaching the safeties. In his three seasons spearheading the Sun Devils' recruiting efforts, Arizona State's classes ranked 17th (2008), 36th (2009) and 27th (2010) by Scout.com and 21st (2008), 30th (2009) and 35th (2010) by Rivals.com. In 2007, Lubick helped the Sun Devils to a 10-3 overall record that included a share of the Pac-10 Championship, a final national ranking of No. 16 and an appearance in the Holiday Bowl.

Lubick is credited with signing Vontaze Burfict, the highest-rated prospect in Arizona State football history, as well as former Ole Miss standout Dexter McCluster while on staff in Oxford. McCluster was an all-SEC pick in 2009 after becoming the first player in league history to amass over 1,000 rushing yards and over 500 receiving yards in the same season. Lubick was named one of the top-10 recruiters in the Pac-10 by Rivals.com in each of his three years with the Sun Devils.

In 1995, Lubick got his start in coaching as a student assistant coach and academic supervisor under his father, Sonny, at Colorado State University. He then coached one season (1996) at California State-Northridge and two campaigns (1997-98) at San Jose State. From 1999-00, Lubick was on the staff at Oregon State where he coached the defensive backs while helping coordinate the Beavers' recruiting efforts. In 2000, Oregon State enjoyed its finest season on the gridiron by posting an 11-1 overall ledger and defeating Notre Dame in the Fiesta Bowl.

A 1995 graduate of Colorado State, Lubick returned to his alma mater for a four-year stint on the coaching staff from 2001-04. Coaching the Rams' wide receivers, he helped Colorado State to the 2002 Mountain West Conference championship as well as three straight bowl games in 2001 (New Orleans), 2002 (Liberty) and 2003 (San Francisco). Lubick then served two years (2005-06) on the staff at Ole Miss, coaching the wide receivers.

A native of Bozeman, Mont., Lubick attended Western Montana College where he earned four varsity letters as a defensive back on the football team and earned all-conference and NAIA All-America honors as a senior. He earned a bachelor's degree in exercise and sport science from Colorado State in 1995.





John Neal secondary 11th season at Oregon Brigham Young University, 1980

John Neal, who has accumulated 31 years of experience tutoring defensive secondaries in the Pac-10, SEC, Conference USA and WAC, is now beginning his 11th season at Oregon.

The personable Mountain View, Calif., native has fostered an aggressive mentality amongst his players at every place he has coached that is conducive to his defenders focusing on the football as much as opponents' receivers. The result has been the building of secondaries that have been among the nation's leaders in interceptions while producing numerous NFL draft picks, including five over the past five seasons. One of those picks - Jarius Byrd - led the NFL with nine interceptions as a rookie with the Buffalo Bills in 2009.

That penchant for concentrating on the football reached a pinnacle in 2012, with the Ducks completing the year leading the country in interceptions with a school-record 26 picks.

A source of last year's success in the secondary was the development of a youthful contingent that returns its top nine tacklers. Safety Brian Jackson ranked as the program's third-leading tackler (69) in 2012 while cornerback Ifo Ekpre-Olomu led the Pac-12 (7th nationally) in passes defended (1.54 avg.).

During Oregon's BCS National Championship Game run in 2010, the Ducks ranked sixth in the country with 21 interceptions as secondary mates John Boyett (5) and Cliff Harris (6) combined for 11. Harris led the Pac-10 in picks and also paced the country in passes defended (23) while earning second-team All-America honors at cornerback. UO's other corner, Talmadge Jackson III, was named first-team all-conference.

It was Neal's expertise that assisted the conversion of Eddie Pleasant from outside linebacker to a first-team all-conference choice at rover in 2011, as well as aided the progression of Boyett, who led the Ducks in tackles two of the past four years.

Neal's 2010 charges also played a large role in Oregon ranking seventh nationally in pass efficiency defense (104.00), 12th in scoring defense (18.69) and 20th in opponent 3rd down conversions (35.07%).

The Ducks led the Pac-12 in pass efficiency defense in 2012.

What made 2009 remarkable in Eugene was the fact Neal had to develop a secondary without two of its top three expectant stalwarts at cornerback with the season-ending injuries to Walter Thurmond III and Willie Glasper in the first half of the season. Yet Jackson tied for fourth in the Pac-10 in interceptions (4) and sixth in passes defended (0.83 avg.).

Neal has been instrumental in teaching the art of the takeaways and has the numbers to prove it. Oregon's defense has finished among the top three in the conference in interceptions six of the past eight years while ranking third or better in the league in pass efficiency defense seven times during that same span.

The Ducks' 20 interceptions in 2007 were the second-most among Pac-10 schools and tied for 10th in the nation, while Byrd tied for ninth (0.54 avg.) among individuals. Neal's defensive backs were a large factor in UO's top Pac-10 ranking in turnover margin (0.69 avg., 18th nationally), after a second-to-last finish in that statistic in 2006.

Oregon finished second in the country with 23 interceptions in 2005, marking the program's most thefts in 37 years, as well as the Pac-10 Conference's runner-up in pass efficiency defense (26th nationally). Neal played a major role in the Ducks leading the league in total defense for the first time since 1958 as well as pass defense for the second straight year in 2006.

He has been credited with much of the development of his players as well, with at least seven members of the secondary earning all-conference honors in the past eight seasons. Byrd and Patrick Chung were both named first-team Pac-10 all-conference choices in 2008 - the first time in 14 years the Ducks have been accorded more than one first-team league honoree in the secondary in the same year - increasing his number of first-team Pac-10 pupils to six. Chung attracted All-America attention in each of his final two seasons, as did Ekpre-Olomu a year ago.

In Neal's first two years at Oregon, the Ducks' pass defense improved from a 291.2 avg. in 2002 to 216.8 avg. in 2004. Another vast improvement was the team's pass efficiency defense, ranking 46th (120.7, 2003) and 57th (121.8, 2004) nationally after landing at 102nd (140.8) in 2002.

Prior to arriving at Oregon during the spring of 2003, the 56-year-old Neal spent eight seasons coaching the defensive backs at Alabama-Birmingham. He served as defensive coordinator his last two seasons at UAB, where the Blazers ranked fifth in the country in total defense in 2001 (265.9 avg.). UAB was also among the national defensive leaders in 2000, ranking ninth in the country in scoring defense and 11th in total defense.

Helping UAB upgrade from the NCAA Division I-AA level to full I-A status in Conference USA, Neal assisted in building the Blazers' program in many ways aside from his work on the field. He volunteered to be the team's recruiting coordinator, a position he held for six years. He also assumed duties with UAB's special teams, instructing punters, the punt return team and kick return team at some point during his eight-year tenure. The Blazers blocked nine punts, returning five for touchdowns, during a two-year span from 1999-2000.

Before moving to UAB in 1995, Neal served as secondary coach at Mississippi from 1992-94. His 1993 squad led the nation in total defense (234.5 avg.) and ranked third against the pass while allowing the fewest touchdown passes in the country (5). The Rebels finished sixth nationally in pass defense while leading the SEC in 1994.

Neal sandwiched a pair of stints as defensive coordinator at Pacific (1990-91) and East Tennessee State (1986) around a three-year tenure as defensive backs coach at Oregon State (1987-89). The Beavers ranked second in the Pac-10 in pass defense in 1987 (183.3 avg.).

The 1980 Brigham Young graduate earned all-WAC honors at defensive back as a senior in 1979. He transferred to BYU after playing two seasons at Foothill Junior College (Los Altos Hills, Calif.).

He broke into the coaching profession as a graduate assistant at his alma mater in the spring of 1980 before moving to New Mexico to coach the Lobos' junior varsity team that fall. Neal was elevated to full-time assistant coach at New Mexico in 1981, where he coached linebackers and defensive backs through the 1985 campaign.





Don Pllum

linebackers

21st season at Oregon

University of Oregon, 1985

Few coaches have been as successful developing talent as Don Pllum, who continually has provided a steadying influence on a program

through four head coaching tenures in addition to molding the team's middle and weak-side linebackers.

Possessing 33 years of expertise in the realm of collegiate athletics as a player, coach and administrator, he completed his playing career with the Ducks in 1984. The former starting linebacker embarked on his 24-year post-undergraduate association with his alma mater as a graduate assistant coach the following year. Since then, his Oregon tenure has covered a number of responsibilities, including recruiting coordinator as well as 21 years of coaching Oregon's linebackers, safeties and defensive line. He has remained at Oregon ever since, with the exception of a one-year stint as defensive line coach, strength coach and academic coordinator at Willamette University (1987), as well as three years coordinating the recruiting efforts and serving as assistant athletic director for student services at the University of California (1990-92).

The lure of responsibilities on the field became too much to resist and Oregon couldn't be happier. No team was better against the run in conference games during the Ducks' 2009 Rose Bowl run, thanks in part to a group of linebackers. Pac-10 foes averaged only 118.6 rushing yards per contest in addition to Oregon's league-best total defense in Pac-10 play (316.0 avg.).

His pupils have been instrumental in the program's recent post-season success as witnessed by linebackers Kiko Alonso and Michael Clay voted as the games' defensive MVP's in the 2012 Rose and 2013 Fiesta bowls, respectively. In addition, as many as five of his players from over the past three seasons were expected to be in NFL camps when practice opened this summer.

Linebackers have finished the year leading Oregon in tackles twice in the last three seasons. His group was instrumental in Oregon ranking 12th in the country in scoring defense (18.69 avg.) during its BCS National Championship Game run encompassing the 2010 season, as well as 27th in rushing defense (128.08 avg.).

Last season, Clay and Alonso ranked as the team's top two tacklers as well as earned second-team all-conference plaudits. Clay was named co-recipient of the team's Most Outstanding Player award and Alonso led the Ducks in tackles-for-loss (12) while tying for team-high honors in interceptions (4) and fumble recoveries (2).

Clay finished 2011 second in the Pac-12 in tackles (9.3 avg.), and again paced the team in stops a year ago.

Pllum has developed a knack for bringing out the best from his players while concerning himself with their development aside from the playing field as well. His players have led Oregon's defense in quarterback sacks eight times, including 26 of the Ducks' 38 sacks in 1999 by the defensive front four. Duck fans also fondly remember an inexperienced group prior to the 1994 campaign that keyed back-to-back New Year's Day bowl appearances following the 1994 and '95 campaigns.

In the last four years, he has implemented one of the Ducks' deepest linebacking corps in recent memory which included Alonso, Clay, Kaddu and Matthews all earning first- or second-team all-conference acclaim.

Yet few of his accomplishments could be any more rewarding than in 2005 when he transformed a unit which included only one returnee with any significant line-of-scrimmage experience at the major college level. What resulted was a group that helped Oregon lead the Pac-10 Conference in total defense and pass defense, in addition to finishing third in scoring defense. While his trio of 2005 starters began the season accumulating only 89 tackles during their Oregon careers, they tallied 207 between them that year alone.

Included was second-team all-conference outside linebacker Anthony Trucks, who led the team with 99 tackles en route to pacing the Pac-10 in quarterback sacks (11, tied for 8th in the nation), tackles for loss (15.5) and forced fumbles (5, tied for 7th nationally). In all, Pllum has been credited with much of the development for 26 Pac-10 all-league honorees in the last 19 seasons.

One of Oregon's most popular former players, Pllum returned to coaching on a full-time basis in 1993 following six years as a recruiting coordinator in the Pac-10.

Pllum was responsible with assembling outstanding recruiting classes with Oregon and California, and has been credited for directing some of the Ducks' best recruiting efforts in school history since his return. His recruiting efforts helped land him on the list among the nation's top 25 recruiters by Rivals.com after Oregon's 2007 recruiting class was ranked 11th in the country.

The 51-year-old Banning, Calif., native was a graduate assistant at Oregon for two years while completing an advanced degree in telecommunications and film, coaching the tight ends, and assembling the scout teams. He also has completed work toward his Ph.D.





Jim Radcliffe
strength & conditioning
29th season at Oregon
Pacific University, 1980

One of the most overlooked elements in the success of Oregon's student-athletes is Jim Radcliffe, now in his 27th year as the school's head strength and conditioning coach and 29th overall. He not only plays a significant role in the Ducks' football program as the designer of the year-round conditioning calendar but also has been quick to aid the athletic development of athletes in all sports.

While he has long been one of the integral components to the program's success – as often credited by both past and present Oregon student-athletes – his work and innovation are now recognized as one of the overwhelming contributions to the fast pace the football team has employed the past four years to eventually fatigue the opposition.

He was named one of three national finalists for last year's FootballScoop Strength and Conditioning Coach of the Year award.

Radcliffe, who guided the receivers during much of the 1999 fall camp, furnishes the student-athletes with a wide variety of exercise through weight training and lifting systems, and is a noted authority in the field of exercises dealing with the improvement of speed and quickness.

The 55-year-old native of McCloud, Calif., became assistant strength coach at Oregon in 1985, a position he held for two years before assuming the direction over his specialty.

Radcliffe taught and coached a variety of sports and was the athletic trainer for four years at Aloha (OR) High School from 1980-83.

He then did graduate study at Colorado and worked in private business prior to joining the Ducks' staff. Graduating from Pacific (OR) with a degree in physical education and health in 1980, he played four seasons at defensive back and was captain of the special teams. Radcliffe earned his Master's in biomechanics from Oregon in 1992.

Radcliffe is active in national organizations surrounding his profession and is certified by the United States Weightlifting Federation. He also has written books, been published in numerous professional journals and produced videos on plyometrics, one of the most effective exercise techniques.



Joe Bernardi
offensive graduate assistant
first year
Fresno State, 2010

Joe Bernardi worked with the Volunteers' offensive line as a quality control assistant for the past two seasons following the completion of his collegiate career as a four-year starting center at Fresno State in 2010. The communications graduate was named to the Remington Award watch list prior to his junior and senior seasons. His father, Gary, is a 32-year Division I collegiate coaching veteran, including stops at Colorado (first year), Arizona, UCLA and USC.



Cha'pelle Brown
defensive graduate assistant
first year
Colorado, 2009

Cha'pelle Brown served as an undergraduate coach at Colorado in 2011 and a GA a year ago after completing a four-year playing career with the Buffaloes that culminated in the defensive back being named team MVP and a second-team all-Big 12 Conference standout in 2009. The sociology graduate and three-year starter was at Colorado for the same three years that Helfrich served as the program's offensive coordinator (2006-08).



Nate Costa
offensive graduate assistant
first year
Oregon, 2010

A former Oregon quarterback from 2006-10, Nate Costa endured an injury-plagued career to complete 50 of 71 passes for 556 yards and two touchdowns during the Ducks' 2009 Rose Bowl run and 2010 BCS National Championship Game campaign. The sociology graduate was voted his team's most inspirational player following a senior season that featured him completing 75.8 percent of his passes and running for 138 yards and two scores in nine appearances in 2010.



Mike Keldorf
defensive graduate assistant
sixth year
Oregon, 2006

Longtime football support staffer Mike Keldorf is in his second season as a graduate assistant on the defensive side of the ball, following four years as a quality control intern with stints on both offense and defense. Keldorf, who earned a B.S. in psychology with a minor in business administration from Oregon in 2006, began his UO football tenure as an undergraduate assistant coach in 2002.



Matt Noyer
offensive intern
first year
Oregon, 2012

Matt Noyer served as a student assistant in the equipment room for three years before receiving his undergraduate degree in general social science from Oregon in the spring of 2012. He then volunteered in the athletics department in the areas of player development and on-campus recruiting until his current appointment.



Carlos Polk
defensive intern
first year
Nebraska, 2001

Carlos Polk will work as an intern on the defensive side of the ball during his first year in Eugene. Polk was a first-team All-America linebacker at Nebraska in 2000 and two-time first-team all-Big 12 Conference standout before being drafted in the fourth round of the 2001 NFL draft by San Diego. He accumulated 112 tackles in seven seasons with the Chargers before completing his playing career with Dallas in 2008.

SEASON REVIEW



TEAM STATISTICS

	ORE	OPP
SCORING	645	281
Points Per Game	49.6	21.6
FIRST DOWNS	356	276
Rushing	204	111
Passing	136	135
Penalty	16	30
RUSHING YARDAGE	4098	1884
Yards gained rushing	4474	2176
Yards lost rushing	376	292
Rushing Attempts	685	470
Average Per Rush	6.0	4.0
Average Per Game	315.2	144.9
TDs Rushing	48	15
PASSING YARDAGE	2888	2980
Comp-Att-Int	250-373-9	303-515-26
Average Per Pass	7.7	5.8
Average Per Catch	11.6	9.8
Average Per Game	222.2	229.2
TDs Passing	35	19
TOTAL OFFENSE	6986	4864
Total Plays	1058	985
Average Per Play	6.6	4.9
Average Per Game	537.4	374.2
KICK RETURNS: #-Yards	35-699	96-2079
PUNT RETURNS: #-Yards	20-270	17-55
INT RETURNS: #-Yards	26-502	9-110
KICK RETURN AVERAGE	20.0	21.7
PUNT RETURN AVERAGE	13.5	3.2
INT RETURN AVERAGE	19.3	12.2
FUMBLES-LOST	27-10	25-14
PENALTIES-Yards	103-924	70-677
Average Per Game	71.1	52.1
PUNTS-Yards	51-2040	76-3130
Average Per Punt	40.0	41.2
Net punt average	37.4	36.6
KICKOFFS-Yards	109-6465	54-2899
Average Per Kick	59.3	53.7
Net kick average	55.8	36.1
TIME OF POSSESSION/Game	27:48	32:10
3RD-DOWN Conversions	90/195	63/196
3rd-Down Pct	46%	32%
4TH-DOWN Conversions	20/31	13/31
4th-Down Pct	65%	42%
SACKS BY-Yards	28-160	19-121
MISC YARDS	7	13
TOUCHDOWNS SCORED	89	35
FIELD GOALS-ATTEMPTS	7-14	13-19
ON-SIDE KICKS	0-0	1-4
RED-ZONE SCORES	(66-73) 90%	(35-51) 69%
RED-ZONE TOUCHDOWNS	(59-73) 81%	(25-51) 49%
PAT-ATTEMPTS	(81-83) 98%	(32-33) 97%
ATTENDANCE	402429	269532
Games/Avg Per Game	7/57490	4/67383
Neutral Site Games		2/65586

SCORE BY QUARTERS

Quarter	1st	2nd	3rd	4th	OT	Total
Oregon Ducks	211	186	133	115	0	645
Opponents	43	74	76	85	3	281

PASSING

Player	G	Effic	Cmp-Att-Int	Pct	Yds	TD	LG	YPG
Mariota, Marcus	13	163.23	230-336-6	68.5	2677	32	55	205.9
Bennett, Bryan	10	112.50	20-37-3	54.1	211	3	32	21.1
Total.....	13	158.20	250-373-9	67.0	2888	35	55	222.2
Opponents.....	13	109.52	303-515-26	58.8	2980	19	76	229.2

2012 OREGON FOOTBALL RESULTS

Record:	Overall	Home	Away	Neutral
ALL GAMES	12-1	6-1	4-0	2-0
CONFERENCE	8-1	3-1	4-0	1-0
NON-CONFERENCE	4-0	3-0	0-0	1-0

Date	Opponent	W/L	Score	Time	Attd.
09/01/12	ARKANSAS STATE	W	57-34	3:35	56144
09/08/12	FRESNO STATE	W	42-25	3:29	55755
09/15/12	TENNESSEE TECH	W	63-14	3:23	57091
09/22/12	*No. 22 ARIZONA	W	49-0	3:19	58334
09/29/12	*^Washington State	W	51-26	3:34	60929
10/06/12	*No. 23 WASHINGTON	W	52-21	3:08	58792
10/18/12	*Arizona State	W	43-21	3:19	71004
10/27/12	*COLORADO	W	70-14	3:01	57521
11/03/12	*USC	W	62-51	3:41	93607
11/10/12	*California	W	59-17	3:18	57672
11/17/12	*No. 14 STANFORD	L OT	14-17	3:26	58792
11/24/12	*Oregon State	W	48-24	3:20	47429
01/03/13	+Kansas State	W	35-17	3:23	70242

^at CenturyLink Field in Seattle, Wash. • +2013 Tostitos Fiesta Bowl
 *Pac-12 Conference Game | Home games in **BOLD**

RUSHING

Player	G	Att	Gain	Loss	Net	Avg	TD	LG	YPG
Barner, Kenjon	13	278	1849	82	1767	6.4	21	80	135.9
Mariota, Marcus	13	106	898	146	752	7.1	5	86	57.8
Thomas, De'Anthony	13	92	735	34	701	7.6	11	59	53.9
Marshall, Byron	11	87	464	17	447	5.1	4	32	40.6
Bennett, Bryan	10	39	207	42	165	4.2	6	30	16.5
Forde, Ayele	13	27	147	8	139	5.1	0	33	10.7
Lyerla, Colt	13	13	82	5	77	5.9	1	23	5.9
Bassett, Kenny	7	16	43	3	40	2.5	0	7	5.7
Chimphalee, B.	3	9	27	3	24	2.7	0	10	8.0
Stanford, D.	13	0	8	0	8	0.0	0	0	0.6
Stanton, Blake	9	1	8	0	8	8.0	0	8	0.9
Haines, Dustin	2	2	6	0	6	3.0	0	6	3.0
Rice, Jackson	13	1	0	0	0	0.0	0	0	0.0
Addison, Bralon	13	1	0	2	-2	-2.0	0	0	-0.2
Total.....	13	685	4474	376	4098	6.0	48	86	315.2
Opponents.....	13	470	2176	292	1884	4.0	15	35	144.9

RECEIVING

Player	G	No	Yds	Avg	TD	LG	YPG
Thomas, De'Anthony	13	45	445	9.9	5	49	34.2
Huff, Josh	11	32	493	15.4	7	39	44.8
Lyerla, Colt	13	25	392	15.7	6	48	30.2
Hawkins, Daryle	13	25	202	8.1	3	23	15.5
Lowe, Keanon	13	22	244	11.1	3	38	18.8
Addison, Bralon	13	22	243	11.0	3	55	18.7
Barner, Kenjon	13	20	256	12.8	2	48	19.7
Murphy, Will	13	19	181	9.5	1	29	13.9
Stanford, D.	13	11	106	9.6	0	17	8.2
Vaughn, Rahsaan	12	7	75	10.7	1	15	6.2
Kelley, B.J.	11	6	103	17.2	2	32	9.4
Dungy, Eric	11	5	41	8.2	0	15	3.7
Stanton, Blake	9	4	19	4.8	0	13	2.1
Brown, Pharaoh	12	2	42	21.0	0	26	3.5
Ka'ai, Koa	11	2	18	9.0	0	13	1.6
Marshall, Byron	11	1	14	14.0	0	14	1.3
Butterfield, B.	12	1	11	11.0	0	11	0.9
Mariota, Marcus	13	1	2	2.0	1	2	0.2
Fisher, Jake	13	0	1	0.0	1	0	0.1
Total.....	13	250	2888	11.6	35	55	222.2
Opponents.....	13	303	2980	9.8	19	76	229.2

PUNT RETURNS

Player	No	Yds	Avg	TD	Long
Thomas, De'Anthony	13	222	17.1	1	73
Addison, Bralon	4	19	4.8	0	14
Delaney, Chad	2	27	13.5	0	28
TEAM	1	2	2.0	0	0
Total.....	20	270	13.5	1	73
Opponents.....	17	55	3.2	0	12

INTERCEPTIONS

Player	No	Yds	Avg	TD	Long
Dargan, Erick	5	77	15.4	0	32
Alonso, Kiko	4	62	15.5	0	41
Ekpre-Olomu, I.	4	54	13.5	1	54
Patterson, A.	3	111	37.0	2	43
Jackson, Brian	2	35	17.5	0	35
Mathis, Dior	2	70	35.0	0	42
Lokombo, Boseko	2	21	10.5	0	21
Boyett, John	1	25	25.0	0	25
Hill, Troy	1	29	29.0	1	29
Dixon, Issac	1	4	4.0	0	4
Malone, Derrick	1	14	14.0	0	14
Total.....	26	502	19.3	4	54

KICK RETURNS

Player	No	Yds	Avg	TD	Long
Thomas, De'Anthony	16	389	24.3	1	94
Lowe, Keanon	11	250	22.7	0	60
Addison, Bralon	3	46	15.3	0	20
Marshall, Byron	2	17	8.5	0	21
Buckner, D.	1	3	3.0	0	3
Brown, Pharaoh	1	2	2.0	0	2
Huff, Josh	1	-5	-5.0	0	0
Total.....	35	699	20.0	1	94
Opponents.....	96	2079	21.7	0	92

FUMBLE RETURNS

Player	No	Yds	Avg	TD	Long
Jackson, Brian	1	2	2.0	0	2
Total.....	1	2	2.0	0	2
Opponents.....	2	19	9.5	0	10

SCORING

Player	TD	FGs	----- PATS -----				DXP	Saf	Pts
			Kick	Rush	Rcv	Pass			
Barner, Kenjon	23	0-0	0-0	0-0	0-0	0	0	138	
Thomas, De.	18	0-0	0-0	0-0	0-0	0	0	108	
Beard, Rob	0	4-8	63-64	0-0	2-0	0	0	79	
Huff, Josh	7	0-0	0-0	0-0	0-0	0	0	42	
Lyerla, Colt	7	0-0	0-0	0-0	0-0	0	0	42	
Bennett, Bryan	6	0-0	0-0	0-0	0-0	0	0	36	
Mariota, Marcus	6	0-0	0-0	0-0	0-0	0	0	36	
Maldonado, A.	0	3-6	18-19	0-0	0-0	0	0	27	
Marshall, Byron	4	0-0	0-0	0-0	0-0	0	0	24	
Hawkins, Daryle	3	0-0	0-0	0-0	0-0	0	0	18	
Lowe, Keanon	3	0-0	0-0	0-0	0-0	0	0	18	
Addison, Bralon	3	0-0	0-0	0-0	0-0	0	0	18	
Patterson, A.	2	0-0	0-0	0-0	0-0	0	0	12	
Kelley, B.J.	2	0-0	0-0	0-0	0-0	0	0	12	
Hill, Troy	1	0-0	0-0	0-0	0-0	0	0	6	
Ekpre-Olomu, I.	1	0-0	0-0	0-0	0-0	0	0	6	
Fisher, Jake	1	0-0	0-0	0-0	0-0	0	0	6	
Murphy, Will	1	0-0	0-0	0-0	0-0	0	0	6	
Vaughn, Rahsaan	1	0-0	0-0	0-0	0-0	0	0	6	
Jordan, Dion	0	0-0	0-0	1-1	1-0	0	0	4	
Rice, Jackson	0	0-0	0-0	0-0	3-5	0	0	0	
Total.....	89	7-14	81-83	1-1	3-5	0	0	645	
Opponents.....	35	13-19	32-33	0-0	0-2	0	0	281	

TOTAL OFFENSE

Player	G	Plays	Rush	Pass	Total	YPG
Mariota, Marcus	13	442	752	2677	3429	263.8
Barner, Kenjon	13	278	1767	0	1767	135.9
Thomas, De'Anthony	13	92	701	0	701	53.9
Marshall, Byron	11	87	447	0	447	40.6
Bennett, Bryan	10	76	165	211	376	37.6
Forde, Ayele	13	27	139	0	139	10.7
Lyerla, Colt	13	13	77	0	77	5.9
Bassett, Kenny	7	16	40	0	40	5.7
Chimphalee, B.	3	9	24	0	24	8.0
Stanford, D.	13	0	8	0	8	0.6
Stanton, Blake	9	1	8	0	8	0.9
Haines, Dustin	2	2	6	0	6	3.0
Addison, Bralon	13	1	-2	0	-2	-0.2
TEAM	9	13	-34	0	-34	-3.8
Total.....	13	1058	4098	2888	6986	537.4
Opponents.....	13	985	1884	2980	4864	374.2

PUNTING

Player	No.	Yds	Avg	Long	TB	FC	I20	BI
Rice, Jackson	51	2040	40.0	56	4	19	14	0
Total.....	51	2040	40.0	56	4	19	14	0
Opponents.....	76	3130	41.2	65	4	8	24	0

ALL PURPOSE YARDS

Player	G	Rush	Rec	PR	KOR	IR	Tot	YPG
Barner, Kenjon	13	1767	256	0	0	0	2023	155.6
Thomas, De.	13	701	445	222	389	0	1757	135.2
Mariota, Marcus	13	752	2	0	0	0	754	58.0
Lowe, Keanon	13	0	244	0	250	0	494	38.0
Huff, Josh	11	0	493	0	-5	0	488	44.4
Marshall, Byron	11	447	14	0	17	0	478	43.5
Lyerla, Colt	13	77	392	0	0	0	469	36.1
Addison, Bralon	13	-2	243	19	46	0	306	23.5
Hawkins, Daryle	13	0	202	0	0	0	202	15.5
Murphy, Will	13	0	181	0	0	0	181	13.9
Bennett, Bryan	10	165	0	0	0	0	165	16.5
Forde, Ayele	13	139	0	0	0	0	139	10.7
Stanford, D.	13	8	106	0	0	0	114	8.8
Patterson, A.	10	0	0	0	0	111	111	11.1
Kelley, B.J.	11	0	103	0	0	0	103	9.4
Dargan, Erick	13	0	0	0	0	77	77	5.9
Vaughn, Rahsaan	12	0	75	0	0	0	75	6.2
Mathis, Dior	10	0	0	0	0	70	70	7.0
Alonso, Kiko	12	0	0	0	0	62	62	5.2
Ekpre-Olomu, I.	13	0	0	0	0	54	54	4.2
Brown, Pharaoh	12	0	42	0	2	0	44	3.7
Dungy, Eric	11	0	41	0	0	0	41	3.7
Bassett, Kenny	7	40	0	0	0	0	40	5.7
Jackson, Brian	13	0	0	0	0	35	35	2.7
Hill, Troy	10	0	0	0	0	29	29	2.9
Stanton, Blake	9	8	19	0	0	0	27	3.0
Delaney, Chad	4	0	0	27	0	0	27	6.8
Boyett, John	1	0	0	0	0	25	25	25.0
Chimphalee, B.	3	24	0	0	0	0	24	8.0
Lokombo, Boseko	13	0	0	0	0	21	21	1.6
Ka'ai, Koa	11	0	18	0	0	0	18	1.6
Malone, Derrick	12	0	0	0	0	14	14	1.2
Butterfield, B.	12	0	11	0	0	0	11	0.9
Haines, Dustin	2	6	0	0	0	0	6	3.0
Dixon, Issac	7	0	0	0	0	4	4	0.6
Buckner, D.	13	0	0	0	3	0	3	0.2
Fisher, Jake	13	0	1	0	0	0	1	0.1
TEAM	9	-34	0	2	-3	0	-35	-3.9
Total.....	13	4098	2888	270	699	502	8457	650.5
Opponents.....	13	1884	2980	55	2079	110	7108	546.8

FIELD GOALS Numbers in () indicate field goal was made

FG SEQUENCE	Oregon	Opponents
Arkansas State	35	(43),29,(29)
Fresno State	-	(39),(43),(25),(37)
Tennessee Tech	25	-
Arizona	(27),(41)	31
Washington State	(34)	(18),(20)
Washington	41,(28)	-
Arizona State	-	43
Colorado	-	-
USC	41	(39)
California	(26)	(27),48
Stanford	42,41	43,(37)
Oregon State	33	(36)
Kansas State	(33),(24)	(25),40

Player	FG-A	Pct	1-19	20-29	30-39	40-49	50+	Lg	Blk
Beard, Rob	4-8	50.0	0-0	2-3	1-2	1-3	0-0	41	1
Maldonado, A.	3-6	50.0	0-0	2-2	1-2	0-2	0-0	33	0

KICKOFFS

Player	No.	Yds	Avg	TB	OB	Ret	Net	YrdL
Maldonado, A.	98	5819	59.4	13	0			
Beard, Rob	11	646	58.7	0	0			
Total.....	109	6465	59.3	13	0	2079	37.3	27
Opponents.....	54	2899	53.7	10	0	699	36.1	28

DEFENSIVE LEADERS

##	Name	GP	Tackles			TFL/Yds	Sacks	Pass Def		Fumbles			Blkd	
			Solo	Ast	Total			Int-Yds	BrUp	QBH	Rcv-Yds	FF	Kick	Saf
46	Clay, Michael	12	63	38	101	10.0-45	3.0-31	.	1	2	1-0	1	.	.
47	Alonso, Kiko	12	58	23	81	14.0-32	1.0-5	4-62	3	2	2-0	2	.	.
12	Jackson, Brian	13	36	33	69	1.0-2	1.0-2	2-35	7	.	2-2	.	.	.
14	Ekpre-Olomu, I.	13	44	19	63	.	.	4-54	16	.	1-0	6	.	.
4	Dargan, Erick	13	33	21	54	3.0-7	.	5-77	2	.	2-0	.	.	.
96	Jordan, Dion	12	26	18	44	10.5-40	5.0-23	.	1	1	.	3	.	.
21	Patterson, A.	10	22	22	44	1.5-3	.	3-111	3	.	1-0	.	.	.
22	Malone, Derrick	12	22	19	41	1.0-3	.	1-14
27	Mitchell, T.	13	22	18	40	.	.	.	8
25	Lokombo, Boseko	13	26	13	39	4.5-25	2.0-17	2-21	4	2	.	1	.	.
66	Hart, Taylor	13	24	12	36	11.0-44	8.0-41	.	3	.	1-0	1	.	.
33	Coleman, Tyson	13	18	16	34	3.5-23	1.5-10	.	2	1
44	Buckner, D.	13	15	14	29	2.5-8	1.0-7	.	.	1
13	Hill, Troy	10	22	4	26	1.0-1	.	1-29	4
9	Armstead, Arik	13	11	15	26	2.0-7	0.5-4	.	.	1
65	Remington, I.	11	13	9	22	4.0-13	1.0-6	.	1	2
92	Keliikipi, Wade	10	10	10	20	4.0-15	2.0-11	.	1	1	.	.	1	.
91	Washington, T.	13	12	8	20	1.0-1	.	.	.	1
34	Cassell, Rahim	13	8	11	19	.	.	.	1
90	Heimuli, Ricky	12	6	12	18	1.5-2	1.0-1
3	Mathis, Dior	10	10	6	16	1.5-3	.	2-70	3
5	Dixon, Issac	7	7	7	14	.	.	1-4
30	Forde, Ayele	13	4	9	13
82	French, C.	9	8	5	13
48	Hardrick, R.	9	9	2	11	1.0-1	.	.	.	1
26	Butterfield, B.	12	4	6	10	1-0	1	.	.
7	Lowe, Keanon	13	4	6	10	2-0	.	.	.
98	Kafovalu, David	6	3	5	8	1.5-2
17	Scales, James	7	3	3	6	.	.	.	1
50	Hagen, Ryan	6	1	4	5	0.5-1
35	Wallace, A.	9	2	3	5	.	.	.	1	1
99	Kamp, Sam	8	.	5	5	0.5-2
51	Ava, Isaac	12	2	3	5	1	.	.
59	Thompson, Grant	5	2	2	4
80	Ka'ai, Koa	11	3	1	4	1	.	.
15	Lyerla, Colt	13	2	2	4
87	Morrison, Nick	6	2	2	4	1.0-5
19	Dungy, Eric	11	2	2	4
41	Maldonado, A.	13	3	1	4
23	Kelley, B.J.	11	3	1	4	1-0	.	.	.
38	Garrity, Mike	3	2	2	4
11	Addison, Bralon	13	1	2	3
93	Beard, Rob	12	2	.	2
6	Thomas, De'Anthony	13	2	.	2
20	Boyett, John	1	1	1	2	.	.	1-25
45	Daniel, T.J.	9	.	2	2
2	Bennett, Bryan	10	2	.	2
32	Maffie, J.R.	3	1	.	1
97	Ebert, Jared	1	1	.	1	1
56	Balducci, Alex	4	.	1	1
85	Brown, Pharaoh	12	1	.	1
10	Vaughn, Rahsaan	12	1	.	1
39	Howell, Drew	12	1	.	1
16	Hawkins, Daryle	13	1	.	1
TM	TEAM	9	1	.	1	1.0-2	1.0-2
Total.....		13	582	418	1000	83-287	28-160	26-502	62	17	14-2	17	1	.
Opponents.....		13	671	351	1022	94.0-347	19-121	9-110	38	7	10-19	13	3	.

RUSHING GAME-BY-GAME

Player	No-Yds/TD	ARKST	FS	TT	ARIZ	WSU	UW	ASU	CU	USC	CAL	STAN	OSU	KSU
Barner, Kenjon RB	278-1767/21	9-66/2	34-201/3	13-57/1	20-86/0	20-195/3	20-122/0	16-143/3	9-104/2	38-321/5	20-65/0	21-66/0	28-198/2	30-143/0
Mariota, Marcus QB	106-752/5	4-24/0	14-67/0	4-17/0	5-17/0	9-56/1	7-40/0	10-135/1	4-22/1	15-96/0	6-42/0	12-89/0	8-85/1	8-62/1
Thomas, De. RB	92-701/11	3-64/1	7-102/2	3-62/1	12-48/0	6-26/1	10-75/1	12-25/0	5-97/1	3-9/0	5-13/0	7-43/1	17-122/3	2-15/0
Marshall, Byron RB	87-447/4	24-64/1	DNP	13-125/1	3-10/0	DNP	8-59/1	9-44/0	12-67/0	2-5/0	8-43/1	-	7-28/0	1-2/0
Bennett, Bryan QB	39-165/6	4-34/0	DNP	5-12/2	3-12/1	1--1/0	3--4/0	8-40/0	10-73/3	DNP	4-1/0	DNP	1--2/0	-
Forde, Ayele RB	27-139/0	12-44/0	-	2-40/0	2-8/0	3--2/0	1-2/0	2-9/0	3-27/0	-	2-11/0	-	-	-
Lyerla, Colt TE	13-77/1	-	-	-	7-63/1	4-10/0	1-4/0	1-0/0	-	-	-	-	-	-
Bassett, Kenny RB	16-40/0	1-1/0	DNP	2-5/0	DNP	3-16/0	1-2/0	2-2/0	5-13/0	DNP	DNP	DNP	2-1/0	DNP
Chimphalee, B. RB	9-24/0	DNP	DNP	3-6/0	DNP	DNP	DNP	DNP	6-18/0	DNP	DNP	DNP	-	DNP
Stanton, Blake WR	1-8/0	-	-	-	-	DNP	-	-	-	DNP	1-8/0	DNP	-	DNP
Haines, Dustin QB	2-6/0	DNP	DNP	-	DNP	DNP	DNP	DNP	2-6/0	DNP	DNP	DNP	DNP	DNP
Rice, Jackson	1-0/0	-	-	-	-	-	-	-	-	-	-	-	-	1-0/0
Addison, Bralon WR	1--2/0	-	-	-	-	-	-	-	1--2/0	-	-	-	-	-
TEAM	13--34/0	DNP	3--4/0	-	1--16/0	DNP	1--1/0	DNP	DNP	2--5/0	2--3/0	-	1--2/0	3--3/0

RECEIVING GAME-BY-GAME

Player	No-Yds/TD	ARKST	FS	TT	ARIZ	WSU	UW	ASU	CU	USC	CAL	STAN	OSU	KSU
Huff, Josh WR	32-493/7	2-22/1	-	DNP	DNP	1-11/0	2-39/1	-	4-49/0	6-125/2	5-109/3	4-50/0	5-62/0	3-26/0
Thomas, De. RB	45-445/5	4-55/2	4-26/0	3-73/1	2-11/0	6-28/0	1-12/0	3-4/0	1-9/0	5-59/1	8-101/0	3-3/0	1-4/0	4-60/1
Lyerla, Colt TE	25-392/6	2-18/0	2-26/1	2-10/1	2-53/0	1-11/0	3-71/2	-	-	1-13/0	3-58/2	4-54/0	2-26/0	3-52/0
Barner, Kenjon RB	20-256/2	1-8/0	3-21/0	2-16/0	2-29/0	3-37/1	-	-	2-47/0	2-26/0	3-35/0	1-13/0	-	1-24/1
Lowe, Keanon WR	22-244/3	4-34/0	1-12/0	3-46/1	1-1/0	3-19/0	1-21/1	-	-	2-40/0	2-20/0	5-51/1	-	-
Addison, Bralon WR	22-243/3	3-15/0	2-16/0	3-48/0	3-83/1	4-23/0	1-11/0	2-14/1	1-16/1	-	3-17/0	-	-	-
Hawkins, Daryle WR	25-202/3	2-20/0	2-15/0	1-23/0	2-25/1	1-2/0	3-14/0	4-28/0	1-7/1	3-35/1	1-6/0	2-16/0	3-11/0	-
Murphy, Will WR	19-181/1	-	-	-	2-13/0	2-38/0	4-30/0	-	1-8/0	1-6/0	2-31/1	2-20/0	5-35/0	-
Stanford, D. WR	11-106/0	2-24/0	2-16/0	2-25/0	5-41/0	-	-	-	-	-	-	-	-	-
Kelley, B.J. WR	6-103/2	2-39/0	-	1-12/0	-	-	-	-	1-32/0	DNP	1-18/1	DNP	1-2/1	-
Vaughn, Rahsaan WR	7-75/1	2-22/1	2-26/0	2-23/0	-	-	-	-	-	-	-	DNP	-	1-4/0
Brown, Pharaoh TE	2-42/0	1-16/0	-	1-26/0	DNP	-	-	-	-	-	-	-	-	-
Dungy, Eric WR	5-41/0	1-15/0	1-8/0	1-7/0	2-11/0	-	-	DNP	-	-	-	DNP	-	-
Stanton, Blake WR	4-19/0	1-9/0	-	-	-	DNP	-	1-0/0	2-10/0	DNP	-	DNP	-	DNP
Ka'ai, Koa TE	2-18/0	-	-	2-18/0	-	-	-	-	DNP	DNP	-	-	-	-
Marshall, Byron RB	1-14/0	-	DNP	-	-	DNP	-	-	1-14/0	-	-	-	-	-
Butterfield, B. WR	1-11/0	1-11/0	-	-	DNP	-	-	-	-	-	-	-	-	-
Mariota, Marcus QB	1-2/1	-	-	-	-	-	-	1-2/1	-	-	-	-	-	-

PASSING GAME-BY-GAME

#8 Marcus Mariota	Att	Comp	Int	Pct	Yards	TD	Long	Sack	Yds	Effic
Arkansas State	22	18	0	81.8	200	3	22	1	9	203.2
Fresno State	27	19	0	70.4	166	1	22	3	34	134.2
Tennessee Tech	28	21	1	75.0	308	4	49	1	5	207.4
Arizona	35	20	1	57.1	260	2	55	0	0	132.7
Washington State	32	21	2	65.6	169	1	30	2	13	107.8
Washington	24	15	1	62.5	198	4	48	1	1	178.5
Arizona State	12	9	0	75.0	46	1	11	1	5	134.7
Colorado	14	10	0	71.4	136	2	48	0	0	200.2
USC	23	20	0	87.0	304	4	36	3	17	255.4
California	34	27	0	79.4	377	6	39	0	0	230.8
Stanford	37	21	1	56.8	207	1	28	3	11	107.3
Oregon State	24	17	0	70.8	140	1	28	1	4	133.6
Kansas State	24	12	0	50.0	166	2	24	1	4	135.6
TOTALS	336	230	6	68.5	2677	32	55	17	103	163.2

#2 Bryan Bennett	Att	Comp	Int	Pct	Yards	TD	Long	Sack	Yds	Effic
Arkansas State	17	10	1	58.8	108	1	17	0	0	119.8
Tennessee Tech	5	2	1	40.0	20	0	15	0	0	33.6
Arizona	1	1	0	100.0	7	0	7	0	0	158.8
Arizona State	7	2	1	28.6	2	1	2	1	12	49.5
Colorado	4	4	0	100.0	56	0	32	0	0	217.6
California	3	1	0	33.3	18	1	18	1	6	193.7
TOTALS	37	20	3	54.1	211	3	32	2	18	112.5

TACKLES GAME-BY-GAME

Player	UA-A	TOT	ARKST	FS	TT	ARIZ	WSU	UW	ASU	CU	USC	CAL	STAN	OSU	KSU
Clay, Michael LB	63-38	101	3-0	3-4	0-2	10-3	4-4	DNP	6-0	2-2	6-1	6-6	10-10	5-5	8-1
Alonso, Kiko LB	58-23	81	2-0	3-2	2-1	6-3	5-2	8-2	6-0	DNP	6-4	5-2	8-1	3-4	4-2
Jackson, Brian	36-33	69	2-1	5-4	0-1	1-4	2-1	4-1	5-1	-	1-7	5-3	3-5	5-5	3-0
Ekpre-Olomu, I. CB	44-19	63	6-0	6-0	0-1	1-0	3-1	6-1	2-2	1-1	3-6	3-1	7-2	1-4	5-0
Dargan, Erick	33-21	54	5-0	2-3	4-1	1-1	2-1	1-2	3-0	0-2	2-3	2-3	2-3	2-1	7-1
Jordan, Dion DE	26-18	44	1-0	5-3	3-2	2-2	3-1	1-1	5-0	0-4	1-2	DNP	3-3	2-0	-
Patterson, A.	22-22	44	2-0	3-2	1-1	1-5	4-0	5-4	2-1	1-3	3-3	0-3	DNP	DNP	DNP
Malone, Derrick LB	22-19	41	3-2	2-0	2-1	2-0	1-0	3-3	4-2	2-7	0-2	2-1	1-1	DNP	-
Mitchell, T. CB	22-18	40	2-0	2-1	1-0	0-2	1-1	3-0	0-1	-	4-4	0-2	3-5	1-2	5-0
Lokombo, Boseko LB	26-13	39	2-0	3-0	1-1	-	2-2	2-1	3-0	-	0-2	2-1	3-5	3-1	5-0
Hart, Taylor DE	24-12	36	1-0	3-2	2-1	0-3	3-1	1-1	4-1	1-0	1-1	1-0	1-1	3-1	3-0
Coleman, Tyson LB	18-16	34	0-1	2-2	3-2	2-0	1-1	3-2	3-1	1-4	0-1	2-1	-	0-1	1-0
Buckner, D. DE	15-14	29	2-1	-	2-0	0-2	1-0	0-1	3-2	1-3	1-0	3-1	0-2	0-2	2-0
Armstead, Arik DE	11-15	26	2-0	1-1	0-3	1-1	1-1	1-2	1-0	0-4	0-1	1-1	1-1	1-0	1-0
Hill, Troy CB	22-4	26	6-0	-	DNP	1-1	5-0	4-0	2-1	DNP	1-0	DNP	-	2-2	1-0
Remington, I. DT	13-9	22	0-1	1-1	2-0	3-1	-	2-1	DNP	1-0	0-1	DNP	1-1	2-1	1-2
Keliikipi, Wade DT	10-10	20	-	1-2	-	2-1	3-0	0-1	2-4	-	2-2	DNP	DNP	DNP	-
Washington, T. DE	12-8	20	-	2-0	1-2	2-1	-	-	1-0	-	1-1	2-2	1-2	1-0	1-0
Cassell, Rahim LB	8-11	19	1-2	1-0	0-1	-	0-1	1-2	2-1	0-1	0-1	1-1	1-0	1-1	-
Heimuli, Ricky DT	6-12	18	-	0-3	0-1	-	2-0	0-2	1-0	-	0-1	DNP	1-3	0-2	2-0
Mathis, Dior CB	10-6	16	2-2	-	3-0	-	1-0	-	1-0	2-3	DNP	DNP	DNP	1-1	-
Dixon, Issac DB	7-7	14	DNP	-	1-3	-	1-0	1-1	2-0	2-3	DNP	DNP	DNP	DNP	DNP
Forde, Ayele	4-9	13	-	-	-	0-2	1-1	1-0	0-1	1-1	1-0	0-3	-	0-1	-
French, C. DE	8-5	13	1-0	0-1	3-1	DNP	1-0	1-2	2-0	0-1	DNP	-	DNP	DNP	-
Hardrick, R. LB	9-2	11	1-1	-	4-0	-	DNP	DNP	DNP	-	1-0	1-0	DNP	1-1	1-0
Butterfield, B. DB	4-6	10	-	-	1-1	DNP	1-0	0-1	-	1-2	0-2	-	-	1-0	-
Lowe, Keanon	4-6	10	-	-	-	1-0	-	0-1	1-0	-	0-2	0-2	0-1	1-0	1-0
Kafovalu, David DE	3-5	8	0-1	DNP	1-1	DNP	DNP	0-1	DNP	1-1	DNP	1-1	DNP	-	DNP
Scales, James DB	3-3	6	1-1	DNP	-	DNP	-	2-0	DNP	0-1	DNP	-	DNP	0-1	DNP
Ava, Isaac LB	2-3	5	0-1	-	1-1	-	-	0-1	1-0	-	-	-	-	-	DNP
Hagen, Ryan DL	1-4	5	-	DNP	0-2	-	DNP	1-0	DNP	0-2	DNP	DNP	DNP	-	DNP
Kamp, Sam DL	0-5	5	-	DNP	0-2	DNP	-	0-1	0-1	0-1	DNP	-	DNP	-	DNP
Wallace, A. LB	2-3	5	0-1	DNP	-	-	-	-	1-0	1-2	DNP	DNP	-	-	DNP
Thompson, Grant LB	2-2	4	0-1	-	0-1	DNP	DNP	DNP	-	2-0	DNP	DNP	DNP	DNP	DNP
Maldonado, A.	3-1	4	-	-	1-0	-	-	1-0	-	-	1-0	0-1	-	-	-
Lyerla, Colt	2-2	4	1-0	-	-	0-1	1-0	-	-	-	0-1	-	-	-	-
Kelley, B.J.	3-1	4	2-0	0-1	-	-	-	-	-	-	DNP	1-0	DNP	-	-
Morrison, Nick DL	2-2	4	1-1	DNP	-	-	DNP	0-1	DNP	1-0	DNP	DNP	DNP	-	DNP
Garrity, Mike LB	2-2	4	-	DNP	DNP	DNP	DNP	DNP	DNP	2-1	DNP	DNP	DNP	0-1	DNP
Dungy, Eric	2-2	4	-	1-0	0-1	-	1-0	-	DNP	0-1	-	-	DNP	-	-
Ka'ai, Koa DE	3-1	4	-	-	1-0	-	-	-	-	DNP	DNP	2-1	-	-	-
Addison, Bralon	1-2	3	-	-	-	-	1-0	-	-	0-2	-	-	-	-	-
Daniel, T.J.	0-2	2	-	DNP	-	0-1	-	-	0-1	-	-	-	DNP	DNP	DNP
Bennett, Bryan	2-0	2	-	DNP	1-0	-	-	-	-	-	DNP	-	DNP	-	1-0
Boyett, John	1-1	2	1-1	DNP	DNP	DNP	DNP	DNP	DNP	DNP	DNP	DNP	DNP	DNP	DNP
Beard, Rob	2-0	2	-	-	-	-	-	-	1-0	-	-	-	DNP	-	1-0
Thomas, De.	2-0	2	-	1-0	-	-	-	-	1-0	-	-	-	-	-	-
Maffie, J.R. DB	1-0	1	DNP	DNP	1-0	-	DNP	DNP	DNP	-	DNP	DNP	DNP	DNP	DNP
Balducci, Alex DL	0-1	1	DNP	DNP	DNP	DNP	DNP	DNP	DNP	-	DNP	-	-	0-1	DNP
Ebert, Jared DL	1-0	1	1-0	DNP	DNP	DNP	DNP	DNP	DNP	DNP	DNP	DNP	DNP	DNP	DNP
Hawkins, Daryle	1-0	1	-	-	-	-	-	-	-	-	-	-	1-0	-	-
TEAM	1-0	1	-	-	1-0	-	-	-	-	-	-	-	-	-	-
Brown, Pharaoh	1-0	1	-	-	-	DNP	-	-	-	1-0	-	-	-	-	-
Vaughn, Rahsaan	1-0	1	-	-	-	-	-	-	-	1-0	-	-	DNP	-	-
Howell, Drew	1-0	1	-	-	-	DNP	-	-	1-0	-	-	-	-	-	-

SACKS GAME-BY-GAME

Player	UA-A	TOT	ARKST	FS	TT	ARIZ	WSU	UW	ASU	CU	USC	CAL	STAN	OSU	KSU
Hart, Taylor DE	8-0	8.0	-	1.0-3	1.0-7	-	2.0-9	-	1.0-4	-	1.0-6	1.0-6	-	1.0-6	-
Jordan, Dion DE	5-0	5.0	-	1.0-1	1.0-7	-	1.0-8	-	2.0-7	-	-	DNP	-	-	-
Clay, Michael LB	3-0	3.0	-	-	-	1.0-8	1.0-14	DNP	-	-	-	-	-	-	1.0-9
Lokombo, Boseko LB	2-0	2.0	-	1.0-12	-	-	-	-	-	-	-	-	1.0-5	-	-
Keliikipi, Wade DT	2-0	2.0	-	-	-	-	2.0-11	-	-	-	-	DNP	DNP	DNP	-
Coleman, Tyson LB	1-1	1.5	-	-	0.5-5	-	-	-	-	1.0-5	-	-	-	-	-
TEAM	1-0	1.0	-	-	1.0-2	-	-	-	-	-	-	-	-	-	-
Jackson, Brian	1-0	1.0	-	-	-	-	-	-	1.0-2	-	-	-	-	-	-
Heimuli, Ricky DT	1-0	1.0	-	-	-	-	-	-	1.0-1	-	-	DNP	-	-	-
Buckner, D. DE	1-0	1.0	-	-	-	-	1.0-7	-	-	-	-	-	-	-	-
Remington, I. DT	1-0	1.0	-	-	1.0-6	-	-	-	DNP	-	-	DNP	-	-	-
Alonso, Kiko LB	1-0	1.0	-	-	-	-	-	1.0-5	-	DNP	-	-	-	-	-
Armstead, Arik DE	0-1	0.5	-	-	0.5-4	-	-	-	-	-	-	-	-	-	-

TACKLES FOR LOSS GAME-BY-GAME

Player	UA-A	TOT	ARKST	FS	TT	ARIZ	WSU	UW	ASU	CU	USC	CAL	STAN	OSU	KSU
Alonso, Kiko LB	13-2	14.0	-	1.5-5	1.0-1	1.0-2	-	3.5-11	1.0-2	DNP	2.0-4	-	1.0-2	1.0-1	2.0-4
Hart, Taylor DE	11-0	11.0	-	1.0-3	1.0-7	-	2.0-9	-	1.0-4	1.0-1	1.0-6	1.0-6	-	2.0-7	1.0-1
Jordan, Dion DE	9-3	10.5	-	1.0-1	2.0-9	-	1.0-8	1.0-1	2.0-7	0.5-1	1.0-8	DNP	2.0-5	-	-
Clay, Michael LB	9-2	10.0	-	0.5-0	-	2.0-10	1.0-14	DNP	1.0-2	2.0-2	-	-	1.5-3	-	2.0-14
Lokombo, Boseko LB	4-1	4.5	1.0-5	1.0-12	-	-	-	-	-	-	-	-	1.0-5	0.5-1	1.0-2
Keliikipi, Wade DT	4-0	4.0	-	-	-	1.0-1	2.0-11	-	-	-	1.0-3	DNP	DNP	DNP	-
Remington, I. DT	4-0	4.0	-	-	2.0-10	1.0-1	-	1.0-2	DNP	-	-	DNP	-	-	-
Coleman, Tyson LB	2-3	3.5	-	-	0.5-5	-	-	0.5-2	-	1.5-5	-	1.0-11	-	-	-
Dargan, Erick	3-0	3.0	1.0-2	-	1.0-4	-	1.0-1	-	-	-	-	-	-	-	-
Buckner, D. DE	2-1	2.5	-	-	1.0-1	-	1.0-7	-	-	-	-	-	0.5-0	-	-
Armstead, Arik DE	1-2	2.0	-	-	0.5-4	-	-	-	-	0.5-1	-	-	-	1.0-2	-
Kafovalu, David DE	1-1	1.5	-	DNP	0.5-1	DNP	DNP	-	DNP	1.0-1	DNP	-	DNP	-	DNP
Mathis, Dior CB	1-1	1.5	-	-	-	-	-	-	-	1.5-3	DNP	DNP	DNP	-	-
Heimuli, Ricky DT	1-1	1.5	-	-	-	-	-	-	1.0-1	-	-	DNP	-	0.5-1	-
Patterson, A.	1-1	1.5	-	-	-	-	-	-	1.0-2	0.5-1	-	-	DNP	DNP	DNP
Malone, Derrick LB	1-0	1.0	-	1.0-3	-	-	-	-	-	-	-	-	-	DNP	-
TEAM	1-0	1.0	-	-	1.0-2	-	-	-	-	-	-	-	-	-	-
Hardrick, R. LB	1-0	1.0	-	-	-	-	DNP	DNP	DNP	-	1.0-1	-	DNP	-	-
Morrison, Nick DL	1-0	1.0	-	DNP	-	-	DNP	-	DNP	1.0-5	DNP	DNP	DNP	-	DNP
Washington, T. DE	1-0	1.0	-	-	-	1.0-1	-	-	-	-	-	-	-	-	-
Jackson, Brian	1-0	1.0	-	-	-	-	-	-	1.0-2	-	-	-	-	-	-
Hill, Troy CB	1-0	1.0	1.0-1	-	DNP	-	-	-	-	DNP	-	DNP	-	-	-
Hagen, Ryan DL	0-1	0.5	-	DNP	-	-	DNP	-	DNP	0.5-1	DNP	DNP	DNP	-	DNP
Kamp, Sam DL	0-1	0.5	-	DNP	0.5-2	DNP	-	-	-	-	DNP	-	DNP	-	DNP

2012 GAME-BY-GAME STARTERS

OFFENSE

Game	WR/RB	LT	LG	C	RG	RT	WR	WR
Arkansas St.	Hawkins	Johnstone	Clanton	Grasu	Cody	Fisher	Lowe	Huff
Fresno St.	Hawkins	Johnstone	Clanton	Grasu	Cody	Fisher	Lowe	Huff
Tenn. Tech	Hawkins	Johnstone	Clanton	Grasu	Cody	Benyard	Lowe	Dungy
Arizona	Thomas	Johnstone	Clanton	Grasu	Cody	Fisher	Lowe	Dungy
Wash. St.	Thomas	Johnstone	Clanton	Grasu	Cody	Fisher	Murphy	Huff
Washington	Thomas	Johnstone	Clanton	Grasu	Cody	Fisher	Lowe	Huff
Arizona St.	Thomas	Johnstone	Clanton	Grasu	Greig	Benyard	Lowe	Huff
Colorado	Thomas	Johnstone	Clanton	Grasu	Greig	Fisher	Lowe	Huff
USC	Thomas	Johnstone	Long	Grasu	Clanton	Fisher	Lowe	Huff
California	Thomas	Johnstone	Long	Grasu	Clanton	Fisher	Lowe	Huff
Stanford	Thomas	Johnstone	Long	Grasu	Clanton	Fisher	Lowe	Huff
Oregon State	Hawkins	Johnstone	Long	Grasu	Clanton	Fisher	Murphy	Huff
Kansas State	Thomas	Johnstone	Long	Grasu	Clanton	Fisher	Lowe	Huff

Game	TE/WR	QB	RB
Arkansas St.	Lyerla	Mariota	Barner
Fresno St.	Lyerla	Mariota	Barner
Tenn. Tech	Ka'ai	Mariota	Barner
Arizona	Lyerla	Mariota	Barner
Wash. St.	Hawkins	Mariota	Barner
Washington	Lyerla	Mariota	Barner
Arizona St.	Lyerla	Mariota	Barner
Colorado	Lyerla	Mariota	Barner
USC	Hawkins	Mariota	Barner
California	Hawkins	Mariota	Barner
Stanford	Lyerla	Mariota	Barner
Oregon State	Lyerla	Mariota	Barner
Kansas State	Lyerla	Mariota	Barner

DEFENSE

Game	DE	DT	DT	DE	LB	LB	LB
Arkansas St.	Hart	Keliikipi	Remington	Jordan	Clay	Alonso	Lokombo
Fresno St.	Hart	Keliikipi	Remington	Jordan	Clay	Alonso	Lokombo
Tenn. Tech	Hart	Keliikipi	Remington	Jordan	Clay	Alonso	Lokombo
Arizona	Hart	Keliikipi	Remington	Jordan	Clay	Alonso	Lokombo
Wash. St.	Hart	Keliikipi	Remington	Jordan	Clay	Alonso	Lokombo
Washington	Hart	Keliikipi	Remington	Jordan	Malone	Alonso	Lokombo
Arizona St.	Hart	Keliikipi	Heimuli	Jordan	Clay	Alonso	Lokombo
Colorado	Hart	Keliikipi	Remington	Jordan	Clay	Coleman	Lokombo
USC	Hart	Keliikipi	Remington	Jordan	Clay	Alonso	Lokombo
California	Hart	Armstead	Buckner	Washington	Clay	Alonso	Lokombo
Stanford	Armstead	Balducci	Buckner	Jordan	Clay	Alonso	Lokombo
Oregon State	Hart	Remington	Heimuli	Jordan	Clay	Alonso	Lokombo
Kansas State	Hart	Remington	Heimuli	Jordan	Clay	Alonso	Washington

Game	LC	SS	FS	RC
Arkansas St.	Mitchell	Jackson	Boyett	Ekpre-Olomu
Fresno St.	Mitchell	Jackson	Patterson	Ekpre-Olomu
Tenn. Tech	Mitchell	Jackson	Patterson	Ekpre-Olomu
Arizona	Mitchell	Jackson	Patterson	Ekpre-Olomu
Wash. St.	Mitchell	Jackson	Patterson	Ekpre-Olomu
Washington	Mitchell	Jackson	Patterson	Ekpre-Olomu
Arizona St.	Mitchell	Jackson	Patterson	Ekpre-Olomu
Colorado	Mitchell	Jackson	Patterson	Ekpre-Olomu
USC	Mitchell	Jackson	Patterson	Ekpre-Olomu
California	Mitchell	Jackson	Patterson	Ekpre-Olomu
Stanford	Mitchell	Jackson	Dargan	Ekpre-Olomu
Oregon State	Mitchell	Jackson	Dargan	Ekpre-Olomu
Kansas State	Mitchell	Jackson	Dargan	Ekpre-Olomu

KIKO ALONSO

- 2nd Team All Pac-12 (Pac-12 Coaches, Phil Steele)
- Team's Physical Adversity Award (Bob Officer Award)

KENJON BARNER

- 1st Team All-America (AFCA, ESPN.com, FWAA, FOXSportsNEXT.com, Phil Steele, SI.com, Sporting News, Walter Camp Foundation)
- 2nd Team All-America (Associated Press, Athlon's, CBSSports.com, Lindy's)
- Walter Camp POY Finalist
- Doak Walker Award Finalist
- 1st Team All-Pac-12 (Pac-12 Coaches, ESPN.com, Phil Steele)
- Pac-12 Player of the Week (Offense) (USC)
- Outstanding Offensive Impact Player (Cargill Memorial Award)

KENNY BASSETT

- Academic All-Pac-12 2nd Team

ROB BEARD

- Academic All-Pac-12 HM

DeFOREST BUCKNER

- Team's First-Year Player of the Year (Casanova Award)

MICHAEL CLAY

- 1st Team All-Pac-12 (ESPN.com)
- 2nd Team All-Pac-12 (Pac-12 Coaches, Phil Steele)
- Pac-12 Player of the Week (Defense) (Arizona)
- Academic All-Pac-12 2nd Team
- Team's Most Outstanding Player (Skeie's Award)

NICK CODY

- Academic All-Pac-12 HM

TYSON COLEMAN

- Team's Most Improved Player (Clarke Memorial Award)

ERIC DUNGY

- Academic All-Pac-12 HM

DANE EBANEZ

- Special Teams Scout Team Award

IFO EKPRE-OLOMU

- 3rd Team All-America (Associated Press, CBSSports.com, Lindy's, Phil Steele)
- Honorable Mention All-America (SI.com)
- 1st Team All-Pac-12 (Pac-12 Coaches, ESPN.com, Phil Steele)

JAKE FISHER

- 3rd Team All-Pac-12 (Phil Steele)
- HM All-Pac-12 (Pac-12 Coaches)
- Team's "Pancake Club" Award

HRONISS GRASU

- 3rd Team All-America (CBSSports.com)
- 4th Team All-America (Phil Steele)
- Honorable Mention All-America (SI.com)
- 1st Team All-Pac-12 (Pac-12 Coaches, ESPN.com, Phil Steele)
- Team's Outstanding Offensive Lineman (Moshofsky Trophy)
- Todd Doxey Award (Team Honor)

MANA GREIG

- Academic All-Pac-12 HM

RODNEY HARDRICK

- Academic All-Pac-12 HM

TAYLOR HART

- 3rd Team All-Pac-12 (Phil Steele)
- HM All-Pac-12 (Pac-12 Coaches)
- Academic All-Pac-12 2nd Team
- Team's Outstanding Defensive Lineman (Schaffeld Trophy)

DARYLE HAWKINS

- Academic All-Pac-12 HM

JOSH HUFF

- HM All-Pac-12 (Pac-12 Coaches)

TYLER JOHNSTONE

- Freshman All-America (CBSSports.com, FOXSportsNEXT.com, Phil Steele, Sporting News)
- 1st Team All-Pac-12 (Phil Steele)
- Academic All-Pac-12 HM

DION JORDAN

- 1st Team All-America (Pro Football Weekly)
- Honorable Mention All-America (SI.com)
- 1st Team All-Pac-12 (Pac-12 Coaches, ESPN.com, Phil Steele)
- Butkus Award Finalist
- Team's Most Inspirational Player (Gonyea Award)

KOA KA'AI

- Academic All-Pac-12 1st Team

SAM KAMP

- Academic All-Pac-12 HM

WADE KELIKIPI

- HM All-Pac-12 (Pac-12 Coaches)

COLT LYERLA

- Honorable Mention All-America (SI.com)
- HM All-Pac-12 (Pac-12 Coaches)

ALEJANDRO MALDONADO

- Academic All-Pac-12 HM

DERRICK MALONE

- Academic All-Pac-12 HM

MARCUS MARIOTA

- Honorable Mention All-America (SI.com)
- 2nd-Team Freshman All-America (Phil Steele)
- 1st Team All-Pac-12 (Pac-12 Coaches, ESPN.com, Phil Steele)
- Pac-12 Offensive Freshman of the Year (Pac-12 Coaches)
- Academic All-Pac-12 HM
- Manning Award Finalist
- Team's Most Outstanding Player (Skeie's Award)

TERRANCE MITCHELL

- HM All-Pac-12 (Pac-12 Coaches)

JEFF PALMER

- Academic All-Pac-12 HM

ISAAC REMINGTON

- HM All-Pac-12 (Pac-12 Coaches)

DE'ANTHONY THOMAS

- 2nd Team All-America (FOXSportsNEXT.com)
- Semifinalist, Maxwell Award (College Player of the Year)
- 2nd Team All-Pac-12 (Phil Steele)
- HM All-Pac-12 (Pac-12 Coaches)

GRANT THOMPSON

- Defensive Scout Team Award

CARSON YORK

- Team's Senior Academic Award (Sahlstrom Award)

ANDRE YRURETAGOYENA

- Offensive Scout Team Award

2012 OREGON SCORING DRIVES

Opp.	Qtr.	Time	Scoring Play	Conversion	Plays-Yards	TOP	Score
ASU	1st	13:22	Barner, Kenjon 4 yd run	Jordan, Dion pass	7-73	1:38	8-0
ASU	1st	09:19	Thomas, De. 12 yd pass from Mariota, Marcus	Beard, Rob kick	7-67	1:43	15-0
ASU	1st	07:57	Huff, Josh 4 yd pass from Mariota, Marcus	Beard, Rob kick	3-22	0:29	22-0
ASU	1st	02:27	Barner, Kenjon 17 yd run	Beard, Rob kick	8-56	2:54	29-0
ASU	2nd	12:57	Thomas, De. 12 yd pass from Mariota, Marcus	Beard, Rob kick	5-67	1:00	36-3
ASU	2nd	10:45	Thomas, De. 33 yd run	Beard, Rob kick	2-48	0:23	43-3
ASU	2nd	07:06	Marshall, Byron 3 yd run	Beard, Rob kick	12-53	2:39	50-3
ASU	4th	11:36	Vaughn, Rahsaan 7 yd pass from Bennett, Bryan	Beard, Rob kick	13-68	5:17	57-20
FS	1st	09:25	Thomas, De. 39 yd run	Beard, Rob kick	4-68	0:51	7-3
FS	1st	06:41	Barner, Kenjon 3 yd run	Beard, Rob kick	5-73	1:01	14-3
FS	2nd	12:47	Lyerla, Colt 22 yd pass from Mariota, Marcus	Beard, Rob kick	13-85	3:24	21-3
FS	2nd	07:45	Thomas, De. 51 yd run	Beard, Rob kick	7-69	2:40	28-3
FS	2nd	01:10	Barner, Kenjon 3 yd run	Beard, Rob kick	11-98	2:24	35-3
FS	4th	03:51	Barner, Kenjon 16 yd run	Beard, Rob kick	11-77	5:49	42-19
TT	1st	12:03	Barner, Kenjon 1 yd run	Beard, Rob kick	5-63	1:00	7-7
TT	1st	07:23	Thomas, De. 59 yd run	Beard, Rob kick	6-86	1:31	14-7
TT	1st	05:12	Fisher, Jake 1 yd pass from Mariota, Marcus	Beard, Rob kick	2-58	0:29	21-7
TT	2nd	10:53	Lyerla, Colt 4 yd pass from Mariota, Marcus	Beard, Rob kick	4-24	1:04	28-7
TT	2nd	00:07	Thomas, De. 16 yd pass from Mariota, Marcus	Beard, Rob kick	11-95	1:50	35-7
TT	3rd	12:51	Lowe, Keanon 3 yd pass from Mariota, Marcus	Beard, Rob kick	8-61	2:09	42-7
TT	3rd	10:35	Bennett, Bryan 4 yd run	Beard, Rob kick	1-4	0:05	49-7
TT	3rd	00:15	Bennett, Bryan 6 yd run	Beard, Rob kick	7-52	1:40	56-14
TT	4th	11:17	Marshall, Byron 4 yd run	Beard, Rob kick	7-65	2:09	63-14
ARIZ	1st	05:42	Hawkins, Daryle 17 yd pass from Mariota, Marcus	Beard, Rob kick	10-88	2:45	7-0
ARIZ	2nd	05:55	Beard, Rob 27 yd field goal		17-62	5:21	10-0
ARIZ	2nd	00:28	Beard, Rob 41 yd field goal		16-50	3:31	13-0
ARIZ	3rd	06:41	Lyerla, Colt 1 yd run	Beard, Rob pass	3-37	0:39	21-0
ARIZ	3rd	01:01	Addison, Bralon 55 yd pass from Mariota, Marcus	Beard, Rob kick	2-57	0:34	28-0
ARIZ	4th	14:08	Ekpre-Olomu, I. 54 yd interception return	Beard, Rob kick			35-0
ARIZ	4th	04:02	Bennett, Bryan 8 yd run	Beard, Rob kick	12-86	6:35	42-0
ARIZ	4th	03:53	Hill, Troy 29 yd interception return	Beard, Rob kick			49-0
WSU	1st	13:08	Barner, Kenjon 22 yd run	Rice, Jackson pass failed	4-50	1:05	6-0
WSU	1st	04:06	Mariota, Marcus 13 yd run	Beard, Rob kick	8-76	3:06	13-3
WSU	1st	01:04	Barner, Kenjon 30 yd pass from Mariota, Marcus	Beard, Rob kick	1-30	0:06	20-3
WSU	2nd	11:40	Beard, Rob 34 yd field goal		6-28	1:08	23-12
WSU	3rd	08:39	Thomas, De. 4 yd run	Beard, Rob kick	18-76	6:14	30-19
WSU	3rd	07:20	Patterson, A. 34 yd interception return	Beard, Rob kick			37-19
WSU	3rd	04:27	Barner, Kenjon 10 yd run	Beard, Rob kick	7-41	1:46	44-19
WSU	4th	10:52	Barner, Kenjon 80 yd run	Beard, Rob kick	1-80	0:14	51-19
UW	1st	07:28	Thomas, De. 16 yd run	Beard, Rob kick	2-20	0:39	7-0
UW	1st	04:01	Lowe, Keanon 21 yd pass from Mariota, Marcus	Beard, Rob kick	4-80	1:03	14-0
UW	1st	02:07	Patterson, A. 43 yd interception return	Beard, Rob kick			21-0
UW	2nd	10:46	Lyerla, Colt 10 yd pass from Mariota, Marcus	Beard, Rob kick	10-76	3:12	28-7
UW	2nd	08:04	Huff, Josh 34 yd pass from Mariota, Marcus	Beard, Rob kick	4-64	0:50	35-7
UW	3rd	09:13	Beard, Rob 28 yd field goal		12-65	4:06	38-7
UW	4th	14:54	Lyerla, Colt 13 yd pass from Mariota, Marcus	Beard, Rob kick	11-83	3:02	45-14
UW	4th	11:39	Marshall, Byron 4 yd run	Beard, Rob kick	3-35	0:52	52-14
AZST	1st	13:48	Barner, Kenjon 71 yd run	Beard, Rob pass	2-71	0:23	8-7
AZST	1st	07:03	Addison, Bralon 6 yd pass from Mariota, Marcus	Beard, Rob kick	14-74	4:13	15-7
AZST	1st	01:11	Mariota, Marcus 2 yd pass from Bennett, Bryan	Beard, Rob kick	15-78	4:05	22-7
AZST	2nd	14:04	Barner, Kenjon 1 yd run	Beard, Rob kick	3-6	0:48	29-7
AZST	2nd	12:26	Mariota, Marcus 86 yd run	Beard, Rob kick	2-80	0:32	36-7
AZST	2nd	11:33	Barner, Kenjon 1 yd run	Beard, Rob kick	1-1	0:04	43-7
CU	1st	13:13	Barner, Kenjon 1 yd run	Beard, Rob kick	5-57	1:55	7-0
CU	1st	12:28	Thomas, De. 9 yd run	Beard, Rob kick	3-17	0:37	14-0
CU	1st	06:56	Mariota, Marcus 5 yd run	Beard, Rob kick	5-92	1:28	21-0
CU	1st	01:44	Addison, Bralon 16 yd pass from Mariota, Marcus	Beard, Rob kick	6-77	1:56	28-0
CU	2nd	12:36	Barner, Kenjon 24 yd run	Beard, Rob kick	8-97	2:13	35-0
CU	2nd	11:06	Thomas, De. 73 yd punt return	Beard, Rob kick			42-0
CU	2nd	06:16	Hawkins, Daryle 7 yd pass from Mariota, Marcus	Beard, Rob kick	9-39	2:57	49-0
CU	2nd	00:20	Bennett, Bryan 6 yd run	Beard, Rob kick	7-68	1:59	56-0
CU	3rd	03:55	Bennett, Bryan 3 yd run	Beard, Rob kick	10-75	4:07	63-14
CU	3rd	01:00	Bennett, Bryan 17 yd run	Beard, Rob kick	6-32	2:09	70-14

2012 OREGON SCORING DRIVES

Opp.	Qtr.	Time	Scoring Play	Conversion	Plays-Yards	TOP	Score
USC	1st	13:55	Thomas, De. 16 yd pass from Mariota, Marcus	Beard, Rob kick	5-75	1:05	7-0
USC	1st	04:53	Huff, Josh 21 yd pass from Mariota, Marcus	Beard, Rob kick	9-75	3:11	14-3
USC	2nd	14:48	Barner, Kenjon 27 yd run	Beard, Rob kick	10-80	2:38	21-3
USC	2nd	11:27	Barner, Kenjon 5 yd run	Beard, Rob kick blocked	10-88	3:02	27-10
USC	2nd	05:03	Hawkins, Daryle 14 yd pass from Mariota, Marcus	Beard, Rob kick	3-81	0:50	34-17
USC	3rd	05:14	Barner, Kenjon 9 yd run	Beard, Rob kick	13-75	4:45	41-31
USC	3rd	01:19	Huff, Josh 36 yd pass from Mariota, Marcus	Beard, Rob kick	4-74	1:06	48-38
USC	4th	09:15	Barner, Kenjon 5 yd run	Beard, Rob kick	12-85	4:56	55-38
USC	4th	01:58	Barner, Kenjon 22 yd run	Beard, Rob kick	3-20	1:02	62-45
CAL	1st	10:41	Lyerla, Colt 10 yd pass from Mariota, Marcus	Maldonado, A. kick	7-59	2:55	7-0
CAL	1st	01:41	Marshall, Byron 3 yd run	Maldonado, A. kick	13-86	3:58	14-7
CAL	2nd	06:24	Maldonado, A. 26 yd field goal		10-66	3:02	17-10
CAL	2nd	00:44	Huff, Josh 10 yd pass from Mariota, Marcus	Maldonado, A. kick	8-69	1:18	24-10
CAL	3rd	06:20	Huff, Josh 35 yd pass from Mariota, Marcus	Maldonado, A. kick	1-35	0:08	31-17
CAL	3rd	02:36	Huff, Josh 39 yd pass from Mariota, Marcus	Maldonado, A. kick	5-64	2:05	38-17
CAL	4th	14:29	Lyerla, Colt 14 yd pass from Mariota, Marcus	Maldonado, A. kick	7-65	2:08	45-17
CAL	4th	11:43	Murphy, Will 7 yd pass from Mariota, Marcus	Maldonado, A. kick	4-25	1:02	52-17
CAL	4th	03:46	Kelley, B.J. 18 yd pass from Bennett, Bryan	Maldonado, A. kick	11-71	5:42	59-17
STAN	2nd	03:26	Lowe, Keanon 28 yd pass from Mariota, Marcus	Maldonado, A. kick	3-59	0:47	7-7
STAN	3rd	06:35	Thomas, De. 6 yd run	Maldonado, A. kick	15-95	3:20	14-7
OSU	1st	13:14	Mariota, Marcus 42 yd run	Rice, Jackson pass failed	5-62	1:46	6-0
OSU	2nd	13:19	Thomas, De. 2 yd run	Maldonado, A. kick	12-68	3:03	13-7
OSU	2nd	08:02	Barner, Kenjon 1 yd run	Maldonado, A. kick	8-67	2:36	20-7
OSU	3rd	06:59	Thomas, De. 5 yd run	Maldonado, A. kick	13-66	3:46	27-17
OSU	3rd	05:15	Thomas, De. 29 yd run	Maldonado, A. kick	4-34	1:40	34-17
OSU	4th	12:51	Barner, Kenjon 1 yd run	Maldonado, A. kick	8-36	2:04	41-17
OSU	4th	10:29	Kelley, B.J. 2 yd pass from Mariota, Marcus	Maldonado, A. kick	4-23	1:32	48-17
KSU	1st	14:48	Thomas, De. 94 yd kickoff return	Jordan, Dion rush			8-0
KSU	1st	03:46	Thomas, De. 23 yd pass from Mariota, Marcus	Maldonado, A. kick	7-54	2:01	15-0
KSU	2nd	00:14	Barner, Kenjon 24 yd pass from Mariota, Marcus	Maldonado, A. kick	5-77	0:46	22-10
KSU	3rd	11:01	Maldonado, A. 33 yd field goal		11-62	2:10	25-10
KSU	3rd	08:03	Mariota, Marcus 2 yd run	Maldonado, A. kick failed	7-61	2:26	32-10
KSU	4th	02:27	Maldonado, A. 24 yd field goal		10-57	5:11	35-17

2012 OREGON INDIVIDUAL GAME HIGHS

Rushes	38	Barner, Kenjon at USC (11/03/12)
Yards Rushing	321	Barner, Kenjon at USC (11/03/12)
TD Rushes.....	5	Barner, Kenjon at USC (11/03/12)
Long Rush	86	Mariota, Marcus at Arizona State (10/18/12)
Pass attempts.....	37	Mariota, Marcus vs Stanford (11/17/12)
Pass completions.....	27	Mariota, Marcus at California (11/10/12)
Yards Passing.....	377	Mariota, Marcus at California (11/10/12)
TD Passes.....	6	Mariota, Marcus at California (11/10/12)
Long Pass.....	55	Mariota, Marcus vs Arizona (09/22/12)
Receptions	8	Thomas, De'Anthony at California (11/10/12)
Yards Receiving	125	Huff, Josh at USC (11/03/12)
TD Receptions.....	3	Huff, Josh at California (11/10/12)
Long Reception	55	Addison, Bralon vs Arizona (09/22/12)
Field Goals.....	2	Beard, Rob vs Arizona (09/22/12)
.....		Maldonado, A. vs Kansas State (01/03/13)
Long Field Goal	41	Beard, Rob vs Arizona (09/22/12)
Punts	8	Rice, Jackson at Arizona State (10/18/12)
.....		Rice, Jackson vs Stanford (11/17/12)
Punting Avg.....	46.0	Rice, Jackson vs Kansas State (01/03/13)
Long Punt.....	56	Rice, Jackson vs Stanford (11/17/12)
Punts inside 20	3	Rice, Jackson vs Arizona (09/22/12)
Long Punt Return	73	Thomas, De'Anthony vs Colorado (10/27/12)
Long Kickoff Return	94	Thomas, De'Anthony vs Kansas St. (01/03/13)
Tackles	20	Clay, Michael vs Stanford (11/17/12)
Sacks	2.0	Hart, Taylor vs Washington State (09/29/12)
.....		Keliikipi, Wade vs Washington St. (09/29/12)
.....		Jordan, Dion at Arizona State (10/18/12)
Tackles For Loss	3.5	Alonso, Kiko vs Washington (10/06/12)
Interceptions.....	2	Ekpre-Olomu, I. vs Arizona (09/22/12)
.....		Dargan, Erick vs Kansas State (01/03/13)

2012 OREGON TEAM GAME HIGHS

Rushes	64	at Oregon State (11/24/12)
Yards Rushing	430	at Oregon State (11/24/12)
Yards Per Rush	7.5	vs Colorado (10/27/12)
TD Rushes.....	7	vs Colorado (10/27/12)
Pass attempts.....	39	vs Arkansas State (09/01/12)
Pass completions.....	28	vs Arkansas State (09/01/12)
.....		at California (11/10/12)
Yards Passing.....	395	at California (11/10/12)
Yards Per Pass.....	13.2	at USC (11/03/12)
TD Passes.....	7	at California (11/10/12)
Total Plays.....	96	vs Arkansas State (09/01/12)
Total Offense	730	at USC (11/03/12)
Yards Per Play	8.8	at USC (11/03/12)
Points	70	vs Colorado (10/27/12)
Sacks By.....	7	vs Washington State (09/29/12)
First Downs	37	at USC (11/03/12)
Penalties	12	vs Tennessee Tech (09/15/12)
Penalty Yards	105	vs Tennessee Tech (09/15/12)
.....		at California (11/10/12)
Turnovers.....	3	vs Fresno State (09/08/12)
.....		vs Tennessee Tech (09/15/12)
.....		vs Arizona (09/22/12)
Interceptions By.....	4	vs Arizona (09/22/12)
.....		at Arizona State (10/18/12)
.....		at Oregon State (11/24/12)
Punts	8	at Arizona State (10/18/12)
.....		vs Stanford (11/17/12)
Punting Avg.....	46.0	vs Kansas State (01/03/13)
Long Punt.....	56	vs Stanford (11/17/12)
Punts inside 20	3	vs Arizona (09/22/12)
Long Punt Return	73	vs Colorado (10/27/12)

2012 OPPONENT INDIVIDUAL GAME HIGHS

Rushes	33	Taylor,S, vs Stanford (11/17/12)
Yards Rushing	161	Taylor,S, vs Stanford (11/17/12)
TD Rushes.....	2	Sankey, Bishop, vs Washington (10/06/12)
.....		Powell,Christia, vs Colorado (10/27/12)
.....		Redd, Silas, at USC (11/03/12)
.....		Woods, Storm, at Oregon State (11/24/12)
Long Rush	35	Sofele, Isi, at California (11/10/12)
Pass attempts.....	60	Halliday, C., vs Washington State (09/29/12)
Pass completions.....	35	Barkley, Matt, at USC (11/03/12)
Yards Passing.....	484	Barkley, Matt, at USC (11/03/12)
TD Passes.....	5	Barkley, Matt, at USC (11/03/12)
Long Pass.....	76	Barkley, Matt, at USC (11/03/12)
Receptions	13	Jarboe, Josh, vs Arkansas State (09/01/12)
Yards Receiving	182	Wilson, Marq., vs Washington State (09/29/12)
TD Receptions.....	2	Lee, Marqise, at USC (11/03/12)
Long Reception.....	76	Agholor, Nelson, at USC (11/03/12)
Field Goals.....	4	Breshears, Quen, vs Fresno State (09/08/12)
Long Field Goal	43	Davis, Brian, vs Arkansas State (09/01/12)
.....		Breshears, Quen, vs Fresno State (09/08/12)
Punts	12	Zinchini, Chad, vs Tennessee Tech (09/15/12)
Punting Avg.....	53.0	Hubner, Josh, at Arizona State (10/18/12)
Long Punt.....	65	Bowlin, Michael, vs Washington St. (09/29/12)
Punts inside 20	5	Zychlinski,D, vs Stanford (11/17/12)
Long Punt Return	12	Miles, Jamal, at Arizona State (10/18/12)
Long Kickoff Return	92	Caldwell, T., vs Washington State (09/29/12)
Tackles	14	Alexander, D.J., at Oregon State (11/24/12)
Sacks	2.0	Murphy,T, vs Stanford (11/17/12)
Tackles For Loss	4.0	Okpalaugo, Tris, vs Fresno State (09/08/12)
Interceptions.....	2	Bucannon, Deone, vs Washington St. (09/29/12)

2012 OPPONENT TEAM GAME HIGHS

Rushes	47	at Arizona State (10/18/12)
Yards Rushing	236	at California (11/10/12)
Yards Per Rush	6.1	vs Arkansas State (09/01/12)
TD Rushes.....	3	vs Washington (10/06/12)
Pass attempts.....	64	vs Washington State (09/29/12)
Pass completions.....	37	vs Washington State (09/29/12)
Yards Passing.....	484	at USC (11/03/12)
Yards Per Pass.....	9.0	at USC (11/03/12)
TD Passes.....	5	at USC (11/03/12)
Total Plays.....	85	vs Washington State (09/29/12)
Total Offense	615	at USC (11/03/12)
Yards Per Play	7.7	at USC (11/03/12)
Points	51	at USC (11/03/12)
Sacks By.....	3	vs Fresno State (09/08/12)
.....		at USC (11/03/12)
.....		vs Stanford (11/17/12)
First Downs	31	at USC (11/03/12)
Penalties	8	vs Washington (10/06/12)
Penalty Yards	102	vs Washington (10/06/12)
Turnovers.....	5	vs Arizona (09/22/12)
.....		vs Washington (10/06/12)
Interceptions By.....	2	vs Tennessee Tech (09/15/12)
.....		vs Washington State (09/29/12)
Punts	12	vs Tennessee Tech (09/15/12)
Punting Avg.....	49.3	at Arizona State (10/18/12)
Long Punt.....	65	vs Washington State (09/29/12)
Punts inside 20	5	vs Stanford (11/17/12)
Long Punt Return	12	at Arizona State (10/18/12)

THE LAST TIME...

RUSHING**Player Rushed for 100 Yards**

by UO 143, Kenjon Barner vs. Kansas State 1/3/2013
by Opp 161, Stepfan Taylor vs. Stanford 11/17/2012

Two Players Rushed for 100 Yards

by UO Kenjon Barner (198) and **De'Anthony Thomas** (122) at OSU 11/24/2012
by Opp Reggie Bush (122) and LenDale White (111) vs. USC 9/24/2005

Player Rushed for 200 Yards

by UO 321, Kenjon Barner at USC 11/3/2012
by Opp 223, Toby Gerhart at Stanford 11/7/2009

Player Rushed 30 Times

by UO 38 (321 yds), Kenjon Barner at USC 11/3/2012
by Opp 33 (161 yds), Stepfan Taylor vs. Stanford 11/17/2012

Player Rushed for 3 Touchdowns or More

by UO 3, **De'Anthony Thomas** at Oregon State 11/24/2012
by Opp 3, Toby Gerhart at Stanford 11/7/2009

Player Scored on 50-Yard Run or Longer

by UO 86, **Marcus Mariota** at Arizona State 10/18/2012
by Opp 53, Deantre Lewis at Arizona State 9/25/2010

Player had a 70-Yard Run or Longer

by UO 77, **Marcus Mariota** vs. Stanford 11/17/2012
by Opp 80, Kory Sheets, at Purdue 9/13/2008

Player had an 80-Yard Run or Longer

by UO 86, **Marcus Mariota** at Arizona State 10/18/2012
by Opp 80, Kory Sheets at Purdue 9/13/2008

PASSING**Player Passed for 400 Yards**

by UO 425, Kellen Clemens (36-48) vs. Washington 10/15/2005
by Opp 484, Matt Barkley (35-54) at USC 11/3/2012

Player Completed 25 Passes

by UO 27, **Marcus Mariota** (377 yds) at California 11/10/2012
by Opp 31, Sean Mannion (311 yds) at Oregon State 11/24/2012

Player Attempted 40 Passes

by UO 40, Darron Thomas (27 comp) vs. Oregon State 11/26/2011
by Opp 49, Sean Mannion (31 comp) at Oregon State 11/24/2012

Player Passed for 4 or more Touchdowns

by UO 6, **Marcus Mariota** at California 11/10/2012
by Opp 5, Matt Barkley at USC 11/3/2012

Player Passed for 5 or more Touchdowns

by UO 6, **Marcus Mariota** at California 11/10/2012
by Opp 5, Matt Barkley at USC 11/3/2012

RECEIVING**Player Caught 10 or More Passes**

by UO 10, **De'Anthony Thomas** (86 yds) vs. Oregon State 11/26/2011
by Opp 11, Zach Ertz (106 yds) vs. Stanford 11/17/2012

Player Gained 150 Yards Receiving

by UO 158, Lavasier Tuinei (8 rec.) vs. Wisconsin 1/2/2012
by Opp 162, Nelson Agholor (6 rec.); 157, Marqise Lee (12 rec.) at USC 11/3/2012

Two players had 100 yards Receiving

by UO **Josh Huff** (109) and **De'Anthony Thomas** (101) at California 11/10/2012
by Opp Marqise Lee (157) and Nelson Agholor (162) at USC 11/3/2012

Player Made Three Touchdown Receptions

by UO 3, **Josh Huff** at California 11/10/2012
by Opp 3, Juron Criner at Arizona 11/21/2009

Player Scored on 50-Yard Pass Play or Longer

by UO 55, **Bralon Addison (Marcus Mariota)** vs. Arizona 9/22/2012
by Opp 76, Nelson Agholor (Matt Barkley) at USC 11/3/2012

Player Scored on 80-Yard Pass Play or Longer

by UO 84, LaMichael James (Darron Thomas) at Washington State 10/9/2010
by Opp 85, Juron Criner (Nick Foles) vs. Arizona 11/26/2010

SPECIAL TEAMS**Player Accumulated 100 Yards or More Punt Returns**

by UO 127, Cliff Harris vs. Washington 11/6/2010
by Opp 146, Curtis Conway at USC 10/10/1992

Player Returned Punt for Touchdown

by UO 73, **De'Anthony Thomas** vs. Colorado 10/27/2012
by Opp 65, DeSean Jackson at California 10/7/2006

Player Accumulated 200 Yards or More Kickoff Returns

by UO 201, Walter Thurmond III vs. Oklahoma State 12/30/2008
by Opp 251, Marqise Lee at USC 11/3/2012

Player Returned Kickoff for Touchdown

by UO 94, **De'Anthony Thomas** vs. Kansas State 1/3/2013
by Opp 100, Terry Richardson at ASU 9/30/2006

Player Scored a Touchdown on a Blocked Punt

by UO **Boseko Lokombo** (Avery Patterson block) vs. Washington St. 10/29/2011
by Opp Jon Alston at Stanford 10/1/2005

Player Blocked Punt (No Touchdown)

by UO Rory Cavaille vs. Arizona State 11/14/2009
by Opp T.J. McDonald vs. USC 11/19/2011

Player Scored a Touchdown on a Blocked Field Goal

by UO A.J. Tuitele (Jeremy Gibbs) vs. Stanford 9/2/2006
by Opp Marlin Jackson (Jeremy LeSueur) vs. Michigan 9/20/2003

Player Blocked a Field Goal (No Touchdown)

by UO **Wade Keliikipi** vs. Arizona 9/22/2012
by Opp Tra'Darius Goff vs. Tennessee Tech 9/15/2012

KICKING**Player Kicked Four or More Field Goals**

by UO 4, Morgan Flint vs. USC 10/31/2009
by Opp 4, Quentin Breshears vs. Fresno St. 9/8/2012

Player Kicked 50-Yard or Longer Field Goal

by UO 52, Matt Evensen at Arizona State 10/25/2008
by Opp 54, Giorgio Tavecchio vs. California 10/6/2011

Player had a 70+ Yard Punt

by UO 75, Kurtis Doerr at Michigan State 9/2/1999
by Opp 77, Jeff Locke at UCLA 10/10/2009

Player Missed Point After Touchdown

by UO **Alejandro Maldonado** vs. Kansas State (blocked) 1/3/2013
by Opp Andrew Furney at Washington State 9/29/2012

DEFENSE**Player Made 15 or More Tackles**

by UO 20, Michael Clay vs. Stanford 11/17/2012
by Opp 16, Mike Mohamed at California 11/13/2010

Player Made Three or More Interceptions

by UO 3, Steve Smith vs. Colorado 1/1/2002
by Opp 3, Jake Cookus at Oregon State 11/18/2000

Player Returned Interception for Touchdown

by UO **Avery Patterson** (43 yds) vs. Washington 10/6/2012
by Opp Damante Horton (76 yds) vs. Washington State 10/29/2011

Player Recovered/Returned Fumble for Touchdown

by UO **Boseko Lokombo** at Arizona State 9/25/2010
by Opp Louis Nzegwu vs. Wisconsin (33 yds) 1/2/2012

Player Scored a 2-point Safety

by UO Team vs. Washington State 10/13/2007
by Opp Team vs. Colorado 10/22/2011

Player Scored a 1-point Safety

by UO Team vs. Kansas State 1/3/2013

TEAM**Surpassed 600 Yards Total Offense**

by UO 730, at USC 11/3/2012
by Opp 615, at USC 11/3/2012

Surpassed 500 Yards Total Offense

by UO 570, at Oregon State 11/24/2012
by Opp 615, at USC 11/3/2012

Rushed for 300 Yards

by UO 430, at Oregon State 11/24/2012
by Opp 315, vs. Houston 9/1/2007

Passed for 400 Yards

by UO 424, vs. Washington 10/15/2005
by Opp 484, at USC 11/3/2012

Recorded a Shutout

by UO 49-0, vs. Arizona 9/22/2012
by Opp 0-16, at UCLA 11/24/2007

Scored 50 Points

by UO 59-17, at California 11/10/2012
by Opp 51-62, at USC 11/3/2012

Failed to Rush for 100 Yards

by UO 75, vs. Auburn 1/10/2011
by Opp 82, at Oregon State 11/24/2012

Failed to Pass for 100 Yards

by UO 48, at Arizona State 10/18/2012
by Opp 96, vs. Colorado 10/27/2012

Failed to Gain 100 Yards Total Offense

by UO 97, (27 rush, 70 pass) at Washington State 10/8/1994
by Opp 88, San Jose State 10/6/1962

Team had 100 or More Penalty Yards

by UO 105, at California (11 penalties) 11/10/2012
by Opp 102, vs. Washington (8 penalties) 10/6/2012



Game 1 - Sept. 1

ARKANSAS STATE 34
#5 OREGON 57

Eugene, Ore. (56,144)
Autzen Stadium
74 degrees, sunny

EUGENE, Ore. - Oregon quarterback Marcus Mariota culminated his first seven drives of his collegiate career into touchdowns and the Ducks extended a 50-3 advantage midway through the second quarter to post their eighth-straight win in a home opener.

Mariota, who became the school's first freshman quarterback to start the season opener since 1991, led No. 5 Oregon by passing for 200 yards and three touchdowns before exiting the game with 7:06 remaining in the second quarter, calmly completing 18 of 22 passes in his collegiate debut.

"The game in itself, it was fun," he said. "I can't really explain it any more than that."

Sophomore De'Anthony Thomas caught two of Mariota's scoring strikes and ran for another touchdown while collecting 125 all-purpose yards.

Kenjon Barner, taking over as starter after the departure of running back LaMichael James, ran for 66 yards and two scores while remaining on the sidelines for the second half.

Mariota and Thomas also were finished by halftime while Oregon coach Chip Kelly gave his backups some work.

"I would have liked to play a little bit more, but that's the competition nature in me," Mariota said.

The loss spoiled coach Gus Malzahn's first game as coach of the Red Wolves, who went 10-3 last season and won the Sun Belt Conference title.

"We had an idea about their offense. They execute it so well and they've got speed at every position," Malzahn said. "Obviously, we were expecting to do better than we did defensively in the first half."

Arkansas State senior quarterback Ryan Aplin threw for 304 yards and three touchdowns, including a 72-yard scoring pass to Julian Jones just before the half.

Mariota redshirted last season and was something of a mystery because Oregon closes practices, but he beat out Bryan Bennett for the starter's job in fall camp.

The native Hawaiian had shown promise in the Ducks' spring game with a touchdown pass and two scoring runs - including one TD rush of 82 yards.

The Ducks wasted little time getting on the scoreboard, capping their first drive of the game with Barner's 4-yard dash before adding the 2-point conversion to jump in front, 8-0, only 1:38 into the game.

Barner, a senior, was James' backup for the past two seasons. James, the school's career leading rusher, left Oregon early for the NFL draft and was a second-round pick by the San Francisco 49ers.

Mariota connected with Thomas with a 12-yard scoring pass to make it 15-0 four minutes later.

Thomas made a splash last season when he set an Oregon freshman record with 18 touchdowns, rushing for seven, nine on receptions and two on kickoff returns.

Before the first quarter was over, Josh Huff pulled down a 4-yard touchdown pass from Mariota and Barner added a 17-yard scoring run to complete the run of 29 unanswered points.

Brian Davis kicked a 43-yard field goal for the Red Wolves early in the second quarter.

Arkansas State	0	10	10	14	34	Record: (0-1)
Oregon	29	21	0	7	57	Record: (1-0)

1st	13:22	ORE	Barner, K. 4 yd run (Jordan, D. pass from Rice, J.), 7-73 1:38, ASU 0 - ORE 8
	09:19	ORE	Thomas, De. 12 yd pass from Mariota, M. (Beard, R. kick), 7-67 1:43, ASU 0 - ORE 15
	07:57	ORE	Huff, J. 4 yd pass from Mariota, M. (Beard, R. kick), 3-22 0:29, ASU 0 - ORE 22
	02:27	ORE	Barner, K. 17 yd run (Beard, R. kick), 8-56 2:54, ASU 0 - ORE 29
2nd	13:57	ASU	Davis, B. 43 yd field goal, 12-56 3:30, ASU 3 - ORE 29
	12:57	ORE	Thomas, De. 12 yd pass from Mariota, M. (Beard, R. kick), 5-67 1:00, ASU 3 - ORE 36
	10:45	ORE	Thomas, De. 33 yd run (Beard, R. kick), 2-48 0:23, ASU 3 - ORE 43
	07:06	ORE	Marshall, B. 3 yd run (Beard, R. kick), 12-53 2:39, ASU 3 - ORE 50
	03:20	ASU	Jones, J. 72 yd pass from Aplin, R. (Davis, B. kick), 2-80 0:19, ASU 10 - ORE 50
3rd	10:46	ASU	Davis, B. 29 yd field goal, 14-74 4:14, ASU 13 - ORE 50
	01:53	ASU	Jarboe, J. 6 yd pass from Aplin, R. (Davis, B. kick), 6-55 1:42, ASU 20 - ORE 50
4th	11:36	ORE	Vaughn, R. 7 yd pass from Bennett, B. (Beard, R. kick), 13-68 5:17, ASU 20 - ORE 57
	08:48	ASU	McCants, C. 38 yd pass from Aplin, R. (Davis, B. kick), 7-71 2:48, ASU 27 - ORE 57
	04:30	ASU	Aplin, R. 1 yd run (Davis, B. kick), 6-75 2:06, ASU 34 - ORE 57

RUSHING: Arkansas State-Oku, David 12-81; Jackson, F. 7-72; Aplin, Ryan 12-37; Thornton, S. 1-17; Jarboe, Josh 4-13; McKissic, J.D. 1-6. Oregon Ducks-Barner, Kenjon 9-66; Marshall, Byron 24-64; Thomas, De'Anthony 3-64; Forde, Ayele 12-44; Bennett, Bryan 4-34; Mariota, Marcus 4-24; Bassett, Kenny 1-1.

PASSING: Arkansas State-Aplin, Ryan 29-44-1-304. Oregon Ducks-Mariota, Marcus 18-22-0-200; Bennett, Bryan 10-17-1-108.

RECEIVING: Arkansas State-Jarboe, Josh 13-66; McKissic, J.D. 4-28; Oku, David 3-21; Jones, Julian 2-80; McCants, Carlos 1-38; Griswold, D. 1-26; Kincy, Anthony 1-14; Murry, Kedric 1-11; Jackson, F. 1-8; Muse, Allen 1-7; Stockemer, T. 1-5. Oregon Ducks-Thomas, De'Anthony 4-55; Lowe, Keanon 4-34; Addison, Bralon 3-15; Kelley, B.J. 2-39; Stanford, D. 2-24; Vaughn, Rahsaan 2-22; Huff, Josh 2-22; Hawkins, Daryle 2-20; Lyerla, Colt 2-18; Brown, Pharaoh 1-16; Dungy, Eric 1-15; Butterfield, B. 1-11; Stanton, Blake 1-9; Barner, Kenjon 1-8.

INTERCEPTIONS: Arkansas State-Scales, Chaz 1-5. Oregon Ducks-Boyettt, John 1-25.

FUMBLES: Arkansas State-Aplin, Ryan 2-1; Jackson, F. 1-1. Oregon Ducks-Addison, Bralon 1-0; Brown, Pharaoh 1-0.

SACKS (UA-A): Arkansas State-Nelms, Nick 0-1; Jackson, S. 0-1. Oregon Ducks-None.

TACKLES (UA-A): Arkansas State-Herold, Nathan 6-5; Lee, Qushaun 6-1; Tryon, Andrew 6-0; Lorigan, Cole 5-0; Starson, Tim 4-1; Young, Sterling 3-2; Porter, Eddie 2-3; Jones, Don 3-1; Nelms, Nick 2-2; Carrethers, R. 2-2; Holmes, Tausean 3-0; Owens, Markel 2-1; Stone, Chris 2-1; Scales, Chaz 2-1; Victorian, J. 2-0; Wright, Ronnell 1-1; Jackson, S. 1-1; Humes, Chris 1-1; Blackmon, D. 1-1; Coleman, Kyle 0-2; Gandy, John 1-0; Oku, David 1-0; Draper, Amos 1-0; Girley, C. 0-1. Oregon Ducks-Hill, Troy 6-0; Ekpre-Olomu, I. 6-0; Dargan, Erick 5-0; Malone, Derrick 3-2; Mathis, Dior 2-2; Clay, Michael 3-0; Buckner, D. 2-1; Jackson, Brian 2-1; Cassell, Rahim 1-2; Armstead, Arik 2-0; Patterson, A. 2-0; Alonso, Kiko 2-0; Lokombo, Boseko 2-0; Mitchell, T. 2-0; Kelley, B.J. 2-0; Boyett, John 1-1; Scales, James 1-1; Hardrick, R. 1-1; Morrison, Nick 1-1; French, C. 1-0; Jordan, Dion 1-0; Hart, Taylor 1-0; Lyerla, Colt 1-0; Ebert, Jared 1-0; Coleman, Tyson 0-1; Wallace, A. 0-1; Ava, Isaac 0-1; Remington, I. 0-1; Kafovalu, David 0-1; Thompson, Grant 0-1.

TEAM STATISTICS	ASU	ORE
FIRST DOWNS	27	34
RUSHES-YARDS (NET)	37-226	57-297
PASSING YDS (NET)	304	308
Passes Att-Comp-Int	44-29-1	39-28-1
TOTAL OFFENSE PLAYS-YARDS	81-530	96-605
Fumble Returns-Yards	0-0	0-0
Punt Returns-Yards	0-0	1-6
Kickoff Returns-Yards	6-111	1-2
Interception Returns-Yards	1-5	1-25
Punts (Number-Avg)	4-31.0	2-27.5
Fumbles-Lost	3-2	2-0
Penalties-Yards	6-57	8-75
Possession Time	27:27	32:33
Third-Down Conversions	4 of 12	10 of 19
Fourth-Down Conversions	0 of 1	4 of 5
Red-Zone Scores-Chances	3-4	7-8
Sacks By: Number-Yards	1-9	0-0



Game 2 - Sept. 8

FRESNO STATE 25
#4 OREGON 42

Eugene, Ore. (55,755)
Autzen Stadium
74 degrees, mostly sunny

EUGENE, Ore. - Kenjon Barner ran for what was then a career-high 201 yards and scored three touchdowns to fuel No. 4 Oregon to the victory over a per-

sistent Fresno State program that was bouncing back from its first losing season in six years.

The senior running back led by example when the Ducks got lethargic, taking over early and scoring late in the fourth quarter to cement the home team's second win of the year.

Barner enjoyed a record-setting day but made an emphatic statement on Oregon's decisive drive, running the ball nine times on the afternoon's final drive before a 16-yard dash into the end zone capped the scoring with 3:51 left in the game.

"You've got to keep moving and keep grinding," he said. "You've got to adjust to the mistakes that you make."

The Ducks (2-0) sprinted to a 35-6 first-half lead before the Bulldogs were able to slow them down in the second half.

"We knocked them off schedule when they tried to go fast in the second half. They tried to go fast again, and we knocked them off schedule again," said Fresno State defensive coordinator Nick Toth.

De'Anthony Thomas ran for 102 yards and two additional scores for the Ducks, while redshirt freshman quarterback Marcus Mariota completed 19 of 27 passes for 166 yards and one TD.

Derek Carr, the younger brother of former Bulldogs QB David Carr, completed 29 of 47 passes for 234 yards and a touchdown for Fresno State (1-1), a new member of the Mountain West Conference.

The Ducks were coming off a 57-34 victory over Arkansas State in their opener last weekend, while the Bulldogs opened with a 37-10 win over Weber State in new coach Tim DeRuyter's debut.

DeRuyter, who took over when longtime coach Pat Hill was dismissed, has brought in a new spread offense he's dubbed "fast, physical, fanatical" while he and Toth have transformed Fresno State's 4-3 defense from last season into an attacking 3-4.

But in the end the Bulldogs were outmatched by the Ducks.

Fresno State went ahead first on Breshears' 39-years field goal but the lead was short-lived. Thomas scored on his first touch of the game, taking a pitch from Mariota and running 39 yards to give the Ducks a 7-3.

Thomas appeared to score again on Oregon's next series on a 2-yard run, but the touchdown was nullified when the officials went back and reviewed the previous play, determining that Mariota had gone out of bounds at the 3-yard-line and not the 2. Barner ran the 3-yards remaining for the score on the next play.

Mariota found tight end Colt Lyerla with a 22-yard scoring pass early in the second quarter and Thomas darted 51 yards, breaking several tackles, for another touchdown to extend the lead to 28-3.

Barner added a 3-yard scoring run before Breshears hit a 43-yard field goal to make it 35-6 at halftime.

Fresno State narrowed it to 35-16 in the third quarter when Carr found Isaiah Burse with an 18-yard touchdown pass and Breshears kicked a 25-yard field goal. Breshears added a 37-yard field goal in the fourth quarter to make it 35-19.

But Barner took it upon himself to regain control late in the fourth quarter, running 66 yards on 10 tries during Oregon's final scoring drive.

Junior safety Brian Jackson posted nine tackles along with breaking up three passes.

Fresno State	3	3	10	9	25	Record: (1-1)
Oregon	14	21	0	7	42	Record: (2-0)

1st	10:16	FS	Breshears, Quen 39 yd field goal, 11-57 4:44, FS 3 - ORE 0
	09:25	ORE	Thomas, De'Anthony 39 yd run (Beard, Rob kick), 4-68 0:51, FS 3 - ORE 7
	06:41	ORE	Barner, Kenjon 3 yd run (Beard, Rob kick), 5-73 1:01, FS 3 - ORE 14
2nd	12:47	ORE	Lyerla, C. 22 yd pass from Mariota, M. (Beard, Rob kick), 13-85 3:24, FS 3 - ORE 21
	07:45	ORE	Thomas, De'Anthony 51 yd run (Beard, Rob kick), 7-69 2:40, FS 3 - ORE 28
	01:10	ORE	Barner, Kenjon 3 yd run (Beard, Rob kick), 11-98 2:24, FS 3 - ORE 35
	00:00	FS	Breshears, Quen 43 yd field goal, 7-49 1:10, FS 6 - ORE 35
3rd	07:47	FS	Burse, I. 18 yd pass from Carr, D. (Breshears kick), 2-22 0:34, FS 13 - ORE 35
	04:14	FS	Breshears, Quen 25 yd field goal, 8-4 3:09, FS 16 - ORE 35
4th	09:40	FS	Breshears, Quen 37 yd field goal, 9-55 4:45, FS 19 - ORE 35
	03:51	ORE	Barner, Kenjon 16 yd run (Beard, Rob kick), 11-77 5:49, FS 19 - ORE 42
	01:30	FS	Rouse, Robbie 2 yd run (Carr, Derek pass failed), 8-63 2:21, FS 25 - ORE 42

RUSHING: Fresno State-Rouse, Robbie 27-115; Shapiro, Andrew 1-23; Watson, Greg 1-3; Carr, Derek 5-minus 10. Oregon Ducks-Barner, Kenjon 34-201; Thomas, De'Anthony 7-102; Mariota, Marcus 14-67; TEAM 3-minus 4.

PASSING: Fresno State-Carr, Derek 29-47-0-234. Oregon Ducks-Mariota, Marcus 19-27-0-166.

RECEIVING: Fresno State-Adams, Davante 12-92; Burse, Isaiah 7-77; Rouse, Robbie 5-27; Harper, Josh 2-26; Riggins, Anthon 1-8; Watson, Greg 1-3; Dean, Victor 1-1. Oregon Ducks-Thomas, De'Anthony 4-26; Barner, Kenjon 3-21; Lyerla, Colt 2-26; Vaughn, Raahsan 2-26; Stanford, D. 2-16; Addison, Bralon 2-16; Hawkins, Daryle 2-15; Lowe, Keanon 1-12; Dungy, Eric 1-8.

INTERCEPTIONS: Fresno State-None. Oregon Ducks-None.

FUMBLES: Fresno State-RIGGINS, Anthon 1-0. Oregon Ducks-Mariota, Marcus 2-2; Addison, Bralon 1-1; Barner, Kenjon 1-0.

SACKS (UA-A): Fresno State-Plummer, Shawn 1-0; Okpalaugo, Tris 1-0; Thomas, Phillip 1-0. Oregon Ducks-Hart, Taylor 1-0; Lokombo, Boseko 1-0; Jordan, Dion 1-0.

TACKLES (UA-A): Fresno State-Smith, Derron 10-3; Thomas, Phillip 6-3; Okpalaugo, Tris 5-4; Alston, Sean 6-2; Su'a, Patrick 3-4; Plummer, Shawn 3-3; Brown, Travis 1-5; Jones, L.J. 3-2; Wilson, Cristin 3-1; Mickelsen, Karl 2-1; Lewis, Donavon 2-0; Wilson, Kyrie 2-0; Williams, Anthon 1-1; Motta, Nikko 1-1; Harrison, Nat 0-2; Davison, Tyeler 1-0; Jennings, Andy 1-0; Riggins, Anthon 1-0. Oregon Ducks-Jackson, Brian 5-4; Jordan, Dion 5-3; Clay, Michael 3-4; Ekpre-Olomu, I. 6-0; Alonso, Kiko 3-2; Hart, Taylor 3-2; Patterson, A. 3-2; Dargan, Erick 2-3; Coleman, Tyson 2-2; Lokombo, Boseko 3-0; Mitchell, T. 2-1; Keliikipi, Wade 1-2; Heimuli, Ricky 0-3; Malone, Derrick 2-0; Washington, T. 2-0; Armstead, Arik 1-1; Remington, I. 1-1; Dungy, Eric 1-0; Cassell, Rahim 1-0; Thomas, De'Anthony 1-0; Kelley, B.J. 0-1; French, C. 0-1.

TEAM STATISTICS	FS	ORE
FIRST DOWNS	23	27
RUSHES-YARDS (NET)	34-131	58-366
PASSING YDS (NET)	234	166
Passes Att-Comp-Int	47-29-0	27-19-0
TOTAL OFFENSE PLAYS-YARDS	81-365	85-532
Fumble Returns-Yards	0-0	0-0
Punt Returns-Yards	1-7	2-0
Kickoff Returns-Yards	7-142	3-46
Interception Returns-Yards	0-0	0-0
Punts (Number-Avg)	8-34.6	5-36.6
Fumbles-Lost	1-0	4-3
Penalties-Yards	4-30	8-65
Possession Time	31:59	28:01
Third-Down Conversions	2 of 16	9 of 17
Fourth-Down Conversions	2 of 3	1 of 1
Red-Zone Scores-Chances	5-5	3-4
Sacks By: Number-Yards	3-34	3-16



Game 3 - Sept. 15

TENNESSEE TECH 14
#4 OREGON 63

Eugene, Ore. (57,091)
 Autzen Stadium
 70 degrees, mostly sunny

EUGENE, Ore. - Quarterback Marcus Mariota became the first Oregon freshman to ever throw for over 300 yards in one game and De'Anthony Thomas accumulated a game-high 222 all-purpose yards as the Ducks scored 60 or more points for the fifth time since the start of the 2010 season.

Mariota completed 21 of 28 passes for 308 yards and four scores before No. 4 Oregon pulled its starters early in the third quarter against the overmatched Golden Eagles.

Thomas acquired all of his yards on only 10 touches, running for a 59-yard touchdown and catching a 16-yard scoring pass from Mariota.

The Ducks (3-0) were playing their final nonconference game before hosting Arizona next Saturday. They had 652 yards in total offense, compared to 177 yards for Tennessee Tech. Oregon did have its issues, however, with 12 penalties for 105 yards.

The Golden Eagles (2-1) have never defeated an FBS-level team in 28 tries. The game against the Ducks was the Ohio Valley Conference team's first against a Pac-12 opponent.

Da'Rick Rogers, who transferred to Tennessee Tech from Tennessee right before the season started, had three catches for 38 yards and the first touchdown of the game. He took a short pass from Tre Lamb and ran for a 23-yard TD.

Rogers was a first-team all-SEC receiver in 2011, with 67 receptions for 1,040 yards and nine touchdowns for the Volunteers. He faced Oregon when the Ducks visited Knoxville in 2010, finishing with a carry for 21 yards in Oregon's 48-13 victory.

Last week, Rogers had five catches for 88 yards and a touchdown in Tech's 42-14 victory against North Greenville. The week before he was named Ohio Valley Conference newcomer of the week after three receptions for 75 yards and a touchdown in a win against Hampton.

The Ducks quickly answered Rogers' TD with Kenjon Barner's 1-yard scoring run and Thomas' 59-yard touchdown sprint.

On Oregon's next series, Thomas had a 49-yard run that appeared to be an easy touchdown, but he was caught from behind by Tennessee Tech's DaJuan Brown and fumbled. Ducks right tackle Jake Fisher pounced on it for the 1-yard touchdown to make it 21-7.

Oregon further padded the lead with Mariota's 4-yard scoring pass to tight end Colt Lyerla, but Rob Beard's attempt at a 25-yard field goal was blocked.

Thomas pulled down a 16-yard scoring pass from Mariota as the first half ended to give the Ducks a 35-7 lead.

Mariota found Keanon Lowe with a 3-yard touchdown early in the third quarter before Oregon subbed out many of its starters. Backup Bryan Bennett had a 4-yard run to make it 49-7.

Tennessee Tech scored on Darian Stone's 6-yard pass to Doug Page but Bennett added a 6-yard keeper to make it 56-14 at the end of the third quarter.

Freshman Byron Marshall ran for a 4-yard score in the final quarter. Marshall finished with 125 yards rushing in the game.

The Ducks defended Tennessee Tech with balance as Tyson Coleman, Erick Dargan and Dion Jordan each were credited with five tackles while four others added four stops. Oregon finished the game with 11 tackles for a loss of 46 yards.

Tennessee Tech	7	0	7	0	14	Record: (2-1)
Oregon	21	14	21	7	63	Record: (3-0)

1st	13:03	TTU	Rogers, Da'Rick 23 yd pass from Lamb, T. (Sharp, Z. kick), 1-23 0:32, TTU 7 - ORE 0
	12:03	ORE	Barner, Kenjon 1 yd run (Beard, Rob kick), 5-63 1:00, TTU 7 - ORE 7
	07:23	ORE	Thomas, De'Anthony 59 yd run (Beard, Rob kick), 6-86 1:31, TTU 7 - ORE 14
	05:12	ORE	Fisher, Jake 1 yd pass from Mariota, M. (Beard, R. kick), 2-58 0:29, TTU 7 - ORE 21
2nd	10:53	ORE	Lyerla, Colt 4 yd pass from Mariota, M. (Beard, R. kick), 4-24 1:04, TTU 7 - ORE 28
	00:07	ORE	Thomas, De. 16 yd pass from Mariota, M. (Beard, R. kick), 11-95 1:50, TTU 7 - ORE 35
3rd	12:51	ORE	Lowe, K. 3 yd pass from Mariota, M. (Beard, R. kick), 8-61 2:09, TTU 7 - ORE 42
	10:35	ORE	Bennett, Bryan 4 yd run (Beard, Rob kick), 1-4 0:05, TTU 7 - ORE 49
	04:51	TTU	Page, Doug 6 yd pass from Stone, D. (Sharp, Zach kick), 7-72 3:02, TTU 14 - ORE 49
	00:15	ORE	Bennett, Bryan 6 yd run (Beard, Rob kick), 7-52 1:40, TTU 14 - ORE 56
4th	11:17	ORE	Marshall, Byron 4 yd run (Beard, Rob kick), 7-65 2:09, TTU 14 - ORE 63

RUSHING: Tennessee Tech-Bush, Stephen 14-63; Urbano, Adam 14-32; Stone, Darian 4-31; Vanlier, Ladari 1-7; Hudson, Tremain 1-7; Fletcher, Taylo 2-5; Page, Doug 1-4; Lamb, Tre 9-minus 34. Oregon Ducks-Marshall, Byron 13-125; Thomas, De'Anthony 3-62; Barner, Kenjon 13-57; Forde, Ayele 2-40; Mariota, Marcus 4-17; Bennett, Bryan 5-12; Chimphalee, B. 3-6; Bassett, Kenny 2-5.

PASSING: Tennessee Tech-LAMB, Tre 8-13-1-46; STONE, Darian 4-7-1-16. Oregon Ducks-Mariota, Marcus 21-28-1-308; Bennett, Bryan 2-5-1-20.

RECEIVING: Tennessee Tech-Rogers, Da'Rick 3-38; Hudson, Tremain 2-7; Page, Doug 1-6; Tilghman, Ryan 1-5; Ziegler, Zack 1-4; Vanlier, Ladari 1-3; Matthews, Cody 1-2; Belew, Eric 1-1; Smith, Jordan 1-minus 4. Oregon Ducks-Thomas, De'Anthony 3-73; Addison, Bralon 3-48; Lowe, Keanon 3-46; Stanford, D. 2-25; Vaughn, Rahsaan 2-23; Ka'ai, Koa 2-18; Barner, Kenjon 2-16; Lyerla, Colt 2-10; Brown, Pharaoh 1-26; Hawkins, Daryle 1-23; Kelley, B.J. 1-12; Dungy, Eric 1-7; Fisher, Jake 0-1.

INTERCEPTIONS: Tennessee Tech-HENNIGAN, Taylo 1-17; GRIFFIN, Howard 1-3. Oregon Ducks-Alonso, Kiko 1-41; Mathis, Dior 1-28.

FUMBLES: Tennessee Tech-VANLIER, Ladari 1-0. Oregon Ducks-Thomas, De'Anthony 2-1; Bennett, Bryan 1-0.

SACKS (UA-A): Tennessee Tech-Edwards, Marcus 1-0. Oregon Ducks-TEAM 1-0; Remington, I. 1-0; Armstead, Arik 0-1; Coleman, Tyson 0-1; Jordan, Dion 1-0; Hart, Taylor 1-0.

TACKLES (UA-A): Tennessee Tech-Goff, Tra'Dariu 5-4; Johnson, Will 5-3; Dillard, Willia 5-3; Griffin, Howard 3-4; Adams, Blake 2-4; Tallant, Austin 2-3; Hennigan, Taylo 3-1; McBride, Tommie 1-3; Mitchell, Caleb 3-0; Edwards, Marcus 3-0; Laughlin, Jimmy 1-2; McDonald, Cory 2-0; Mitchell, Malco 1-1; Johnson, Jordan 1-1; Verge, LaDarrui 1-1; Rudwall, Jay 1-1; Brown, DaJuan 1-0; McDermott, Tevi 1-0; Webber, Cory 1-0; Woodason, Luke 1-0; Zinchini, Chad 1-0; Lamb, Tre 1-0; Dyer, Heath 0-1. Oregon Ducks-Dargan, Erick 4-1; Jordan, Dion 3-2; Coleman, Tyson 3-2; Hardrick, R. 4-0; French, C. 3-1; Dixon, Issac 1-3; Mathis, Dior 3-0; Alonso, Kiko 2-1; Hart, Taylor 2-1; Malone, Derrick 2-1; Washington, T. 1-2; Armstead, Arik 0-3; Buckner, D. 2-0; Remington, I. 2-0; Kafovalu, David 1-1; Patterson, A. 1-1; Butterfield, B. 1-1; Lokombo, Boseko 1-1; Ava, Isaac 1-1; Kamp, Sam 0-2; Clay, Michael 0-2; Hagen, Ryan 0-2; Maldonado, A. 1-0; Maffie, J.R. 1-0; TEAM 1-0; Bennett, Bryan 1-0; Mitchell, T. 1-0; Ka'ai, Koa 1-0; Dungy, Eric 0-1; Jackson, Brian 0-1; Heimuli, Ricky 0-1; Thompson, Grant 0-1; Cassell, Rahim 0-1; Ekpre-Olomu, I. 0-1.

TEAM STATISTICS	TTU	ORE
FIRST DOWNS	12	28
RUSHES-YARDS (NET)	46-115	45-324
PASSING YDS (NET)	62	328
Passes Att-Comp-Int	20-12-2	33-23-2
TOTAL OFFENSE PLAYS-YARDS	66-177	78-652
Fumble Returns-Yards	0-0	0-0
Punt Returns-Yards	1-1	4-87
Kickoff Returns-Yards	5-84	3-34
Interception Returns-Yards	2-20	2-69
Punts (Number-Avg)	12-41.0	3-42.0
Fumbles-Lost	1-0	3-1
Penalties-Yards	7-40	12-105
Possession Time	38:18	21:42
Third-Down Conversions	1 of 17	5 of 12
Fourth-Down Conversions	1 of 1	2 of 3
Red-Zone Scores-Chances	1-1	7-8
Sacks By: Number-Yards	1-5	5-31



Game 4 - Sept. 22

#22 ARIZONA 0
#3 OREGON 49

Eugene, Ore. (58,334)
Autzen Stadium
65 degrees, mostly cloudy

EUGENE, Ore. - Redshirt freshman Marcus Mariota threw for 260 yards and two touchdowns, including a 55-yard scoring pass to freshman Bralon Addison late in the third quarter, as No. 3 Oregon posted its first shutout of a conference opponent in nine years.

Billed as an offensive juggernaut between the Pac-12's fastest scoring teams, Oregon didn't find its stride until the second half - and No. 22 Arizona never did - and the Ducks (4-0, 1-0) got their seventh straight conference-opening victory.

Much had been made about the meeting between the quick-striking Ducks under Chip Kelly and Arizona's spread offense under no-huddle, up-tempo pioneer Rich Rodriguez. Oregon went into it the averaging 54 points per game, while Arizona wasn't far behind with an average of a little more than 46 points.

However, Arizona (3-1, 0-1) couldn't find the end zone and quarterback Matt Scott, a fifth-year senior who spent the last two seasons behind Nick Foles, passed for 210 yards but was intercepted three times - one returned for a touchdown.

The game got off to a sloppy start as Oregon failed on fourth down and each team turned the ball over before Mariota found Daryle Hawkins with a 17-yard touchdown pass midway through the first quarter.

Arizona got as close as the 2-yard line on the next series, but couldn't punch it in and turned the ball over on downs. The Wildcats' struggles continued when John Bonano's 31-yard field goal was blocked early in the second quarter.

Rob Beard hit a 27-yard field goal to increase Oregon's advantage to 10-0. It was the Ducks' first FG of the season. Beard added a 41-yarder late in the first half to make it 13-0 at the break.

While both offenses appeared to sputter at times, defenses made the difference in the first half.

Oregon's defense under longtime coordinator Nick Aliotti held the Wildcats to 141 yards in total offense in the first 30 minutes. Meanwhile, Arizona's new 3-3-5 defense kept the normally prolific Ducks from piling on points.

There was more of the same to open the second half, and the first two possessions by both teams ended in punts.

But then the Ducks started rolling. De'Anthony Thomas returned Arizona's third-straight punt 38 yards, setting up a 35-yard pass to Colt Lyerla, who finished it off with a 1-yard touchdown run. The drive took just three plays and 29 seconds.

Kiko Alonso intercepted Scott, leading to Mariota's long TD pass to Addison, before Ifo Ekpre-Olomu ran his interception back 54 yards to make it 35-0 52 seconds into the fourth quarter.

Bryan Bennett added an 8-yard scoring run with 4:02 left in the game before Troy Hill intercepted Scott's backup, B.J. Denker, for a 29-yard touchdown and the final margin.

Arizona opened coach Rodriguez's tenure with a victory over Toledo before upsetting then-No. 18 Oklahoma State 59-38 in their second game. Last weekend in a 56-0 win over South Carolina State, the Wildcats ran a school-record 102 offensive plays.

The Wildcats were the first big test for Oregon, which opened the season with victories over Arkansas State, Fresno State and FCS member Tennessee Tech.

Arizona	0	0	0	0	0	Record: (3-1, 0-1)
Oregon	7	6	15	21	49	Record: (4-0, 1-0)

1st	05:42	ORE	Hawkins, D. 17 yd pass from Mariota, M. (Beard, R. kick), 10-88 2:45, ARIZ 0 - ORE 7
2nd	05:55	ORE	Beard, Rob 27 yd field goal, 17-62 5:21, ARIZ 0 - ORE 10
	00:28	ORE	Beard, Rob 41 yd field goal, 16-50 3:31, ARIZ 0 - ORE 13
3rd	06:41	ORE	Lyerla, Colt 1 yd run (Beard, R. pass from Rice, Jackson), 3-37 0:39, ARIZ 0 - ORE 21
	01:01	ORE	Addison, B. 55 yd pass from Mariota, M. (Beard, R. kick), 2-57 0:34, ARIZ 0 - ORE 28
4th	14:08	ORE	Ekpre-Olomu, I. 54 yd interception return (Beard, Rob kick), , ARIZ 0 - ORE 35
	04:02	ORE	Bennett, Bryan 8 yd run (Beard, Rob kick), 12-86 6:35, ARIZ 0 - ORE 42
	03:53	ORE	Hill, Troy 29 yd interception return (Beard, Rob kick), , ARIZ 0 - ORE 49

RUSHING: Arizona-Carey, K. 21-79; Scott, M. 5-9; Jenkins, D. 3-4; Denker, B. 1-3; Morrison, R. 1-1; Dugandzic, K. 1-minus 7. Oregon Ducks-Barner, Kenjon 20-86; Lyerla, Colt 7-63; Thomas, De'Anthony 12-48; Mariota, Marcus 5-17; Bennett, Bryan 3-12; Marshall, Byron 3-10; Forde, Ayele 2-8; TEAM 1-minus 16.

PASSING: Arizona-Scott, M. 22-44-3-210; Denker, B. 5-8-1-33. Oregon Ducks-Mariota, Marcus 20-35-1-260; Bennett, Bryan 1-1-0-7.

RECEIVING: Arizona-Richards, D. 7-50; Hill, A. 6-50; Carey, K. 4-37; Buckner, D. 3-42; Jackson, J. 3-34; Morrison, R. 2-14; Slavin, T. 1-9; Jenkins, D. 1-7. Oregon Ducks-Stanford, D. 5-41; Addison, Bralon 3-83; Lyerla, Colt 2-53; Barner, Kenjon 2-29; Hawkins, Daryle 2-25; Murphy, Will 2-13; Dungy, Eric 2-11; Thomas, De'Anthony 2-11; Lowe, Keanon 1-1.

INTERCEPTIONS: Arizona-McKnight, J. 1-23. Oregon Ducks-Ekpre-Olomu, I. 2-54; Hill, Troy 1-29; Alonso, Kiko 1-16.

FUMBLES: Arizona-Jackson, J. 1-1; Carey, K. 1-0. Oregon Ducks-Thomas, De'Anthony 2-1; Addison, Bralon 1-0; Mariota, Marcus 1-1; Stanford, D. 1-0.

SACKS (UA-A): Arizona-None. Oregon Ducks-Clay, Michael 1-0.

TACKLES (UA-A): Arizona-Tevis, J. 7-5; Jackson, S. 5-5; Bondurant, T. 5-5; McKnight, J. 6-2; Richardson, S. 6-1; Grandon, J. 5-2; Fischer, J. 5-2; Pettinato, D. 3-3; Flowers, M. 2-2; Austin, D. 2-1; Hood, T. 0-3; Tuihalamaka, S. 0-2; Onwuasor, P. 1-0; Robinson, D. 1-0; Taula, K. 1-0; Scott, M. 1-0; Cooper, M. 1-0; Mobley, W. 0-1; Conwell, D. 0-1; Rainey, D. 0-1. Oregon Ducks-Clay, Michael 10-3; Alonso, Kiko 6-3; Patterson, A. 1-5; Jackson, Brian 1-4; Remington, I. 3-1; Jordan, Dion 2-2; Washington, T. 2-1; Keliiikipi, Wade 2-1; Hart, Taylor 0-3; Malone, Derrick 2-0; Coleman, Tyson 2-0; Armstead, Arik 1-1; Dargan, Erick 1-1; Hill, Troy 1-1; Mitchell, T. 0-2; Buckner, D. 0-2; Yim, Bronson 0-2; Ekpre-Olomu, I. 1-0; Lowe, Keanon 1-0; Daniel, T.J. 0-1; Lyerla, Colt 0-1.

TEAM STATISTICS	ARIZ	ORE
FIRST DOWNS	19	25
RUSHES-YARDS (NET)	32-89	53-228
PASSING YDS (NET)	243	267
Passes Att-Comp-Int	52-27-4	36-21-1
TOTAL OFFENSE PLAYS-YARDS	84-332	89-495
Fumble Returns-Yards	0-0	0-0
Punt Returns-Yards	0-0	2-38
Kickoff Returns-Yards	7-116	1-3
Interception Returns-Yards	1-23	4-99
Punts (Number-Avg)	6-44.0	4-44.5
Fumbles-Lost	2-1	5-2
Penalties-Yards	5-51	8-74
Possession Time	26:27	33:33
Third-Down Conversions	6 of 17	9 of 19
Fourth-Down Conversions	0 of 4	1 of 2
Red-Zone Scores-Chances	0-5	5-5
Sacks By: Number-Yards	0-0	1-8



Game 5 - Sept. 29

#2 OREGON 51
WASHINGTON STATE 26

Seattle, Wash. (60,929)
CenturyLink Field
62 degrees, fair skies

SEATTLE - De'Anthony Thomas and Kenjon Barner sandwiched touchdown runs around Avery Patterson's 34-yard interception return for a score, and No.

2 Oregon used a third-quarter scoring blitz to shake Washington State for a sixth-straight win over the Cougars.

Playing away from home for the first time this season, the Ducks (5-0, 2-0 Pac-12) got off to a slow start in the first half and led just 23-19 at the break, but put together a nearly flawless third quarter to run away from the Cougars.

Thomas capped an 18-play drive to start the second half with a 4-yard TD run before Patterson stepped in front of Connor Halliday's pass for Oregon's third interception return for a TD in two games. After Washington State (2-3, 0-2) went three-and-out, Barner scored on a 10-yard run to cap the 21-point spurt in just over 4 minutes.

Barner finished with four total touchdowns, including scoring runs of 22 yards in the first quarter and an 80-yarder in the fourth to go along with a 30-yard touchdown reception in the first half. His 195 yards rushing was the second-best rushing game of his career behind the 201 yards he had against Fresno State earlier this season.

The Ducks started the second-half with their longest scoring drive - by plays - of the season, a methodical 18-play march that ate up more than 6 minutes. They ran nine times and threw nine times on the drive and only three times faced third down. The last came from the Cougars 4 when Barner went in motion and the middle opened for quarterback Marcus Mariota to hand off to Thomas, who plowed in for his fifth rushing TD of the season.

Before Washington State got a chance to answer, Patterson was stepping in front of a pass intended for Gabe Marks and racing untouched the other direction for a score. Patterson joined Ifo Ekpre-Olomu and Troy Hill with returning interceptions for touchdowns this season.

After another three-and-out by the Cougars and a short punt, Oregon needed just seven plays for Barner to find the end zone for the third time and a 44-19 lead.

Barner capped his night and an explosive second half when he escaped a pileup near the Oregon sideline and skirted free to run 80 yards early in the fourth quarter. His four total TDs is second behind a five-touchdown performance in 2010 against New Mexico. Mariota finished 21 of 32 passing for 169 yards, one touchdown and two interceptions in the first road start of his career.

Thomas had just six touches in the first half for a total of 33 yards and no play longer than 15. He got four touches on the first drive of the second half alone including the capping TD run. He also got his first kickoff returns of the season after most teams had refused to kick toward the speedy sophomore, but his longest return was 19 yards.

Connor Halliday threw for 348 yards and Marquess Wilson had 12 catches for 182 yards and a touchdown to become Washington State's all-time leader in yards receiving. But the Cougars had no ground game finishing with (minus)-8 net yards rushing. Halliday was sacked seven times.

Washington State has proved a somewhat problematic foe for the Ducks the past few years. In 2010 in Pullman, the Cougars hung around into the third quarter before losing 43-23 and last year in Eugene, Washington State trailed just 15-10 at halftime before getting overrun in the second half.

Oregon	20	3	21	7	51	Record: (5-0, 2-0)
Washington State	9	10	0	7	26	Record: (2-3, 0-2)

1st	13:08	ORE	Barner, Kenjon 22 yd run (Rice, Jackson pass failed), 4-50 1:05, ORE 6 - WSU 0
	07:10	WSU	Furney, Andrew 18 yd field goal, 15-79 5:54, ORE 6 - WSU 3
	04:06	ORE	Mariota, Marcus 13 yd run (Beard, Rob kick), 8-76 3:06, ORE 13 - WSU 3
	01:04	ORE	Barner, K. 30 yd pass from Mariota, M. (Beard, R. kick), 1-30 0:06, ORE 20 - WSU 3
	00:09	WSU	Winston, Carl 2 yd run (Furney, Andrew kick failed), 2-6 0:41, ORE 20 - WSU 9
2nd	12:50	WSU	Furney, Andrew 20 yd field goal, 7-17 2:10, ORE 20 - WSU 12
	11:40	ORE	Beard, Rob 34 yd field goal, 6-28 1:08, ORE 23 - WSU 12
	06:10	WSU	Bartolone, B. 26 yd pass from Halliday, C. (Furney, A. kick), 6-67 1:32, ORE 23 - WSU 19
3rd	08:39	ORE	Thomas, De'Anthony 4 yd run (Beard, Rob kick), 18-76 6:14, ORE 30 - WSU 19
	07:20	ORE	Patterson, A. 34 yd interception return (Beard, Rob kick), , ORE 37 - WSU 19
	04:27	ORE	Barner, Kenjon 10 yd run (Beard, Rob kick), 7-41 1:46, ORE 44 - WSU 19
4th	10:52	ORE	Barner, Kenjon 80 yd run (Beard, Rob kick), 1-80 0:14, ORE 51 - WSU 19
	04:13	WSU	Wilson, M. 25 yd pass from Tuel, J. (Furney, A. kick), 6-72 1:47, ORE 51 - WSU 26

RUSHING: Oregon Ducks-Barner, Kenjon 20-195; Mariota, Marcus 9-56; Thomas, De'Anthony 6-26; Bassett, Kenny 3-16; Lyerla, Colt 4-10; Bennett, Bryan 1-minus 1; Forde, Ayele 3-minus 2. Washington State-Caldwell, T. 5-23; Winston, Carl 7-12; Brooks, Leon 1-3; Halliday, C. 8-minus 46.

PASSING: Oregon Ducks-Mariota, Marcus 21-32-2-169. Washington State-Halliday, C. 33-60-1-348; Tuel, Jeff 4-4-0-62.

RECEIVING: Oregon Ducks-Thomas, De'Anthony 6-28; Addison, Bralon 4-23; Barner, Kenjon 3-37; Lowe, Keanon 3-19; Murphy, Will 2-38; Lyerla, Colt 1-11; Huff, Josh 1-11; Hawkins, Daryle 1-2. Washington State-Wilson, Marq. 12-182; Bartolone, B. 9-87; Simone, Gino 5-65; Marks, Gabe 3-38; Caldwell, T. 3-11; Myers, Isiah 2-12; Williams, K. 1-9; Brooks, Leon 1-4; Winston, Carl 1-2.

INTERCEPTIONS: Oregon Ducks-Patterson, A. 1-34. Washington State-Bucannon, Deone 2-22.

FUMBLES: Oregon Ducks-None. Washington State-Caldwell, T. 2-1.

SACKS (UA-A): Oregon Ducks-Hart, Taylor 2-0; Keliikipi, Wade 2-0; Clay, Michael 1-0; Jordan, Dion 1-0; Buckner, D. 1-0. Washington State-Hoffart, Steven 1-0; Monroe, Darryl 1-0.

TACKLES (UA-A): Oregon Ducks-Clay, Michael 4-4; Alonso, Kiko 5-2; Hill, Troy 5-0; Patterson, A. 4-0; Ekpre-Olomu, I. 3-1; Jordan, Dion 3-1; Hart, Taylor 3-1; Lokombo, Boseko 2-2; Keliikipi, Wade 3-0; Dargan, Erick 2-1; Jackson, Brian 2-1; Heimuli, Ricky 2-0; Mitchell, T. 1-1; Armstead, Arik 1-1; Coleman, Tyson 1-1; Forde, Ayele 1-1; Butterfield, B. 1-0; French, C. 1-0; Lyerla, Colt 1-0; Malone, Derrick 1-0; Mathis, Dior 1-0; Dixon, Issac 1-0; Dungy, Eric 1-0; Buckner, D. 1-0; Addison, Bralon 1-0; Cassell, Rahim 0-1. Washington State-Simmons, Daniel 5-1; Horton, Damante 5-1; Monroe, Darryl 4-2; Long, Travis 5-0; Coen, Cyrus 5-0; Locker, Casey 4-0; Byers, Jared 3-1; Bucannon, Deone 2-2; Sagote, Justin 2-2; Gauta, Ioane 3-0; Oertel, Eric 3-0; Bowlin, Michael 0-3; Cooper, Xavier 2-0; Toomer, Tyree 2-0; Bock, Matthew 2-0; Taliulu, Taylor 2-0; Su'a, Chester 1-1; Pole, Kalaf. 1-1; Carpenter, Ant. 1-0; Wilson, Marq. 1-0; Clark, Tracy 1-0; Hoffart, Steven 1-0; Washington, N. 0-1; Mason, Marcus 0-1.

TEAM STATISTICS	ORE	WSU
FIRST DOWNS	26	26
RUSHES-YARDS (NET)	46-300	21--8
PASSING YDS (NET)	169	410
Passes Att-Comp-Int	32-21-2	64-37-1
TOTAL OFFENSE PLAYS-YARDS	78-469	85-402
Fumble Returns-Yards	0-0	0-0
Punt Returns-Yards	2-19	0-0
Kickoff Returns-Yards	4-53	9-238
Interception Returns-Yards	1-34	2-22
Punts (Number-Avg)	4-33.2	6-40.7
Fumbles-Lost	0-0	2-1
Penalties-Yards	6-49	7-66
Possession Time	27:50	32:10
Third-Down Conversions	7 of 14	7 of 19
Fourth-Down Conversions	0 of 1	0 of 2
Red-Zone Scores-Chances	4-5	3-5
Sacks By: Number-Yards	7-49	2-13



Game 6 - Oct. 6

#23 WASHINGTON 21
#2 OREGON 52

Eugene, Ore. (58,792)
Autzen Stadium
65 degrees, clear

EUGENE, Ore. - Marcus Mariota threw for 198 yards and four touchdowns, including two TD strikes to tight end Colt Lyerla, and No. 2 Oregon beat No. 23

Washington 52-21 on Saturday night.

Mariota rebounded from an interception on the Ducks' opening series to complete 15 of 24 passes and Oregon (6-0, 3-0 Pac-12) won its ninth straight overall dating back to last season, as well as its ninth straight in the series against the rival Huskies (3-2, 1-1).

Lyerla caught three passes for 71 yards, including touchdowns of 10 and 13 yards.

Kenjon Barner, who went into the game ranked 10th in the nation with an average of 121.0 yards rushing per game, ran for 122 yards and the Ducks built a 35-7 lead at halftime.

Bishop Sankey ran for 104 yards and two touchdowns for Washington.

The Ducks' nine-game winning streak is the longest for either side in the series history, which dates back to 1900.

De'Anthony Thomas opened scoring for the Ducks when he wove his way through several defenders for a 16-yard touchdown, set up when the Huskies fumbled on a punt return and Oregon's B.J. Kelley recovered on the Washington 20.

Mariota found sophomore Keanon Lowe with a 21-yard scoring pass before Avery Patterson scored on a 43-yard interception return to give the Ducks a 21-0 lead with 2:07 left in the opening quarter.

It was Patterson's second straight game with an interception for a touchdown.

Sankey, who had also run for 100 yards in each of Washington's previous two games, had a 1-yard touchdown dive for the Huskies to make it 21-7 early in the second stanza.

The Ducks answered with Mariota's 10-yard TD pass to Lyerla. A short time later, a running Mariota hit Josh Huff with a 34-yard catch-and-run to extend the halftime lead to 35-7.

Rob Beard, who missed a 41-yards field goal in the first half, made a 28-yarder early in the second to make it 38-7. Sankey ran for a hard-fought 6-yard touchdown before the end of the third quarter.

Lyerla opened the fourth with a 13-yard touchdown pass from Mariota, and a short time later Byron Marshall ran for a score to make it 52-14.

Erich Wilson had a 1-yard TD run for Washington with 32 seconds left in the game.

Senior linebacker Kiko Alonso continued his sterling play for the Ducks as he was credited with a career-high 10 tackles (8 unassisted), and was aided by Patterson's nine stops. Alonso's output included 3.5 tackles for loss (11 yards) and one quarterback sack, to go along with one fumble recovery and another forced fumble.

Cornerback Ifo Ekpre-Olomu also added a pair of forced fumbles as Oregon converted five Husky turnovers into 28 points.

Washington popped into the rankings last week after a 17-13 victory over then-No. 8 Stanford. The Ducks were UW's third top-10 opponent this season. Washington also fell 41-3 to then-No. 3 LSU.

Washington	0	7	7	7	21	Record: (3-2, 1-1)
Oregon	21	14	3	14	52	Record: (6-0, 3-0)

1st	07:28	ORE	Thomas, De'Anthony	16 yd run (Beard, Rob kick), 2-20 0:39, WASH 0 - ORE 7
	04:01	ORE	Lowe, K.	21 yd pass from Mariota, M. (Beard, R. kick), 4-80 1:03, WASH 0 - ORE 14
	02:07	ORE	Patterson, A.	43 yd interception return (Beard, Rob kick), , WASH 0 - ORE 21
2nd	13:58	UW	Sankey, Bishop	1 yd run (Coons, Travis kick), 7-73 3:09, WASH 7 - ORE 21
	10:46	ORE	Lyerla, C.	10 yd pass from Mariota, M. (Beard kick), 10-76 3:12, WASH 7 - ORE 28
	08:04	ORE	Huff, J.	34 yd pass from Mariota, M. (Beard, Rob kick), 4-64 0:50, WASH 7 - ORE 35
3rd	09:13	ORE	Beard, Rob	28 yd field goal, 12-65 4:06, WASH 7 - ORE 38
	02:56	UW	Sankey, Bishop	6 yd run (Coons, Travis kick), 12-54 6:17, WASH 14 - ORE 38
4th	14:54	ORE	Lyerla, C.	13 yd pass from Mariota, M. (Beard kick), 11-83 3:02, WASH 14 - ORE 45
	11:39	ORE	Marshall, Byron	4 yd run (Beard, Rob kick), 3-35 0:52, WASH 14 - ORE 52
	00:32	UW	Wilson, Erich	1 yd run (Coons, Travis kick), 9-55 2:59, WASH 21 - ORE 52

RUSHING: Washington-Sankey, Bishop 25-104; Petty, Dezden 5-34; Taylor, Kendyl 5-29; Price, Keith 5-24; Wilson, Erich 4-21; Vatuvei, Pio 1-0; Hall, Marvin 1-minus 4. Oregon Ducks-Barner, Kenjon 20-122; Thomas, De'Anthony 10-75; Marshall, Byron 8-59; Mariota, Marcus 7-40; Lyerla, Colt 1-4; Bassett, Kenny 1-2; Forde, Ayele 1-2; TEAM 1-minus 1; Bennett, Bryan 3-minus 4.

PASSING: Washington-Price, Keith 19-31-2-145. Oregon Ducks-Mariota, Marcus 15-24-1-198.

RECEIVING: Washington-Williams, Kasen 6-48; Taylor, Kendyl 3-17; Bruns, Cody 3-17; Seferian-Jenkins 2-33; Mickens, Jaydon 2-13; Campbell, D. 2-13; Hudson, Evan 1-4. Oregon Ducks-Murphy, Will 4-30; Lyerla, Colt 3-71; Hawkins, Daryle 3-14; Huff, Josh 2-39; Lowe, Keanon 1-21; Thomas, De'Anthony 1-12; Addison, Bralon 1-11.

INTERCEPTIONS: Washington-Thompson, Shaq 1-0. Oregon Ducks-Patterson, A. 1-43; Dixon, Issac 1-4.

FUMBLES: Washington-Price, Keith 2-1; Hall, Marvin 2-1; Vatuvei, Pio 1-1. Oregon Ducks-Delaney, Chad 1-1; Bennett, Bryan 1-0; Mariota, Marcus 1-0.

SACKS (UA-A): Washington-Hudson, Andrew 1-0. Oregon Ducks-Alonso, Kiko 1-0.

TACKLES (UA-A): Washington-Feeney, Travis 10-2; Parker, Sean 8-4; Thompson, Shaq 4-4; Littleton, Cory 2-4; Trufant, D. 3-2; Watson, Tre 3-1; Tutogi, Thomas 2-2; Timu, John 2-2; Glenn, Justin 3-0; Hudson, Andrew 1-2; Shelton, Danny 0-2; Crichton, Talia 1-0; Fellner, Nate 1-0; Potoa'e, Sione 1-0; Banks, Josh 1-0; Tokolahi, S. 1-0; Peters, Marcus 1-0; Shamburger, W. 1-0; Campbell, D. 1-0; Sankey, Bishop 1-0; Fuimaono, P. 0-1. Oregon Ducks-Alonso, Kiko 8-2; Patterson, A. 5-4; Ekpre-Olomu, I. 6-1; Malone, Derrick 3-3; Jackson, Brian 4-1; Coleman, Tyson 3-2; Hill, Troy 4-0; Mitchell, T. 3-0; Lokombo, Boseko 2-1; Remington, I. 2-1; Dargan, Erick 1-2; Armstead, Arik 1-2; Cassell, Rahim 1-2; French, C. 1-2; Scales, James 2-0; Hart, Taylor 1-1; Jordan, Dion 1-1; Dixon, Issac 1-1; Heimuli, Ricky 0-2; Maldonado, A. 1-0; Yim, Bronson 1-0; Hagen, Ryan 1-0; Butterfield, B. 0-1; Lowe, Keanon 0-1; Kafovalu, David 0-1; Kamp, Sam 0-1; Buckner, D. 0-1; Ava, Isaac 0-1; Morrison, Nick 0-1; Keliikipi, Wade 0-1.

TEAM STATISTICS	WASH	ORE
FIRST DOWNS	23	32
RUSHES-YARDS (NET)	46-208	52-299
PASSING YDS (NET)	145	198
Passes Att-Comp-Int	31-19-2	24-15-1
TOTAL OFFENSE PLAYS-YARDS	77-353	76-497
Fumble Returns-Yards	0-0	1-2
Punt Returns-Yards	1-12	1-1
Kickoff Returns-Yards	9-216	4-80
Interception Returns-Yards	1-0	2-47
Punts (Number-Avg)	5-41.6	3-33.3
Fumbles-Lost	5-3	3-1
Penalties-Yards	8-102	7-74
Possession Time	35:18	24:42
Third-Down Conversions	8 of 15	7 of 13
Fourth-Down Conversions	0 of 2	1 of 1
Red-Zone Scores-Chances	3-5	5-5
Sacks By: Number-Yards	1-1	1-5



Game 7 - Oct. 18

#2 OREGON 43
ARIZONA STATE 21

Tempe, Ariz. (71,004)
Sun Devil Stadium
87 degrees, clear

TEMPE, Ariz. - Kenjon Barner ran for 143 yards and three touchdowns as No. 2 Oregon manhandled Arizona State in a 43-21 Thursday night victory.

Barner eclipsed 100 rushing yards for the third straight game but quarterback Marcus Mariota added 135 yards on the ground, including an 86-yard touchdown run that was the longest in school history by a Ducks' quarterback. In addition, the redshirt freshman signal caller became the first Oregon player since Joey Harrington in the 2000 Holiday Bowl to score TDs rushing, passing, and receiving in the same game.

With Bryan Bennett at the helm late in the opening quarter, he was stymied as he attempted to run around the left side of line before alertly flipping the football to Mariota for a 2-yard score.

Facing its first true road test, Oregon (7-0, 4-0 Pac-12) turned what was supposed to be a duel in the desert into another we've-seen-this-before rout by running over the Sun Devils in the first half.

The Ducks had their way against what had been the Pac-12's best defense, racing to a 36-point halftime lead and rushing for 406 yards to win their nation-leading 12th straight road game.

Arizona State (5-2, 3-1) got the start it wanted, forcing a fumble on Oregon's second play and scoring a touchdown on its first.

The Sun Devils wilted after that, unable to make up for the early loss of star defensive tackle Will Sutton or find a way to slow down the Ducks as they raced past.

Taylor Kelly, the Pac-12's pass efficiency leader, threw two interceptions that set up Oregon touchdowns in the first half and had 93 yards on 10-of-18 passing while being chased by the Ducks most of the game.

Arizona State's defense, its anchor through the first six games, allowed 454 total yards, including 48 more rushing than it had the previous four games combined.

Mariota threw for one touchdown, ran for another and had one receiving in his first true road game.

Oregon had become the standard for success in the West, winning three straight Pac-12 titles, last season's Rose Bowl and earning a trip to the BCS title game the year before that.

Arizona State was one of the surprises the first half of the season, winning five games and nearly pulling out a sixth under new coach Todd Graham.

More than 70,000 fans showed up for this highly anticipated duel, creating a "black out" with their synchronized black shirts.

The Ducks quickly made it look like they were attending a funeral in the first half.

Arizona State at least got off to a good start, recovering a fumble by Mariota on Oregon's second play, scoring 7 seconds later on a 28-yard touchdown pass from Kelly to Kevin Ozier.

The game had barely started, but that was about it for the Sun Devils, who lost Sutton for the game and possibly longer to a right knee injury on Mariota's fumble.

Two plays later, Barner ran up the middle, hesitated for a second and raced 71 yards for a touchdown.

Then it was Mariota to Bralon Addison for a 6-yard touchdown and the onslaught was on as the Ducks accounted for 43 unanswered points before ASU could counter with a 36-yard interception returned to the end zone by Anthony Jones with 9:33 remaining to play to pull it within a 43-14 deficit.

Oregon	22	21	0	0	43	Record: (7-0, 4-0)
Arizona State	7	0	0	14	21	Record: (5-2, 3-1)

1st	14:11	AZST	Ozier, K. 28 yd pass from Kelly, T. (Garoutte, Alex kick), 1-28 0:07, ORE 0 - AZST 7
	13:48	ORE	Barner, K. 71 yd run (Beard, R. pass from Rice, Jackson), 2-71 0:23, ORE 8 - AZST 7
	07:03	ORE	Addison, B. 6 yd pass from Mariota, M. (Beard, R. kick), 14-74 4:13, ORE 15 - AZST 7
	01:11	ORE	Mariota, M. 2 yd pass from Bennett, B. (Beard, R. kick), 15-78 4:05, ORE 22 - AZST 7
2nd	14:04	ORE	Barner, Kenjon 1 yd run (Beard, Rob kick), 3-6 0:48, ORE 29 - AZST 7
	12:26	ORE	Mariota, Marcus 86 yd run (Beard, Rob kick), 2-80 0:32, ORE 36 - AZST 7
	11:33	ORE	Barner, Kenjon 1 yd run (Beard, Rob kick), 1-1 0:04, ORE 43 - AZST 7
4th	09:33	AZST	Jones, Anthony 36 yd interception return (Garoutte, Alex kick), , ORE 43 - AZST 14
	04:47	AZST	Foster, D.J. 23 yd pass from Eubank, M. (Garoutte, A. kick), 11-77 3:07, ORE 43 - AZST 21

RUSHING: Oregon Ducks-Barner, Kenjon 16-143; Mariota, Marcus 10-135; Marshall, Byron 9-44; Bennett, Bryan 8-40; Thomas, De'Anthony 12-25; Forde, Ayele 2-9; Bassett, Kenny 2-2; Lyerla, Colt 1-0; Stanford, D. 0-8. Arizona State-Grice, Marion 8-48; Foster, D.J. 9-41; Kelly, Taylor 16-38; Eubank, Michael 7-35; Marshall, C. 6-30; Miles, Jamal 1-0.

PASSING: Oregon Ducks-Mariota, Marcus 9-12-0-46; Bennett, Bryan 2-7-1-2. Arizona State-Eubank, Michael 10-19-2-123; Kelly, Taylor 10-18-2-93.

RECEIVING: Oregon Ducks-Hawkins, Daryle 4-28; Thomas, De'Anthony 3-4; Addison, Bralon 2-14; Mariota, Marcus 1-2; Stanton, Blake 1-0. Arizona State-Coyle, Chris 7-56; Smith, Richard 3-34; Grice, Marion 3-30; Foster, D.J. 2-50; Agwuenu, Alonzo 2-22; Ozier, Kevin 1-28; Ross, Rashad 1-minus 2; Marshall, C. 1-minus 2.

INTERCEPTIONS: Oregon Ducks-Mathis, Dior 1-42; Patterson, A. 1-34; Lokombo, Boseko 1-21; Dargan, Erick 1-14. Arizona State-Jones, Anthony 1-36.

FUMBLES: Oregon Ducks-Mariota, Marcus 2-1. Arizona State-Smith, Richard 1-0.

SACKS (UA-A): Oregon Ducks-Jordan, Dion 2-0; Jackson, Brian 1-0; Heimuli, Ricky 1-0; Hart, Taylor 1-0. Arizona State-Coleman, Davon 1-0; Magee, Brandon 1-0.

TACKLES (UA-A): Oregon Ducks-Alonso, Kiko 6-0; Clay, Michael 6-0; Jackson, Brian 5-1; Malone, Derrick 4-2; Keliikipi, Wade 2-4; Jordan, Dion 5-0; Hart, Taylor 4-1; Buckner, D. 3-2; Coleman, Tyson 3-1; Ekpre-Olomu, I. 2-2; Lokombo, Boseko 3-0; Dargan, Erick 3-0; Cassell, Rahim 2-1; Hill, Troy 2-1; Patterson, A. 2-1; French, C. 2-0; Dixon, Issac 2-0; Howell, Drew 1-0; Lowe, Keanon 1-0; Heimuli, Ricky 1-0; Armstead, Arik 1-0; Beard, Rob 1-0; Wallace, A. 1-0; Thomas, De'Anthony 1-0; Washington, T. 1-0; Mathis, Dior 1-0; Ava, Isaac 1-0; Kamp, Sam 0-1; Mitchell, T. 0-1; Daniel, T.J. 0-1; Forde, Ayele 0-1. Arizona State-Darby, Alden 10-2; Young, Chris 9-2; Coleman, Davon 8-1; Magee, Brandon 8-0; Johnson, Keelan 6-2; Bradford, Carl 3-1; Sheffield, Jake 3-1; Jones, Anthony 2-2; Carr, Deveron 1-2; Irabor, Osahon 2-0; Marshall, C. 2-0; Martin, Steffon 1-1; Tuitea, Toa 0-2; Onyeali, Junior 1-0; Nelson, Robert 1-0; Koniseti, K. 1-0; Finkenber, E. 1-0; Sutton, Will 1-0; Kelly, Taylor 1-0; Smith, Richard 1-0.

TEAM STATISTICS	ORE	AZST
FIRST DOWNS	18	21
RUSHES-YARDS (NET)	60-406	47-192
PASSING YDS (NET)	48	216
Passes Att-Comp-Int	19-11-1	37-20-4
TOTAL OFFENSE PLAYS-YARDS	79-454	84-408
Fumble Returns-Yards	0-0	1-9
Punt Returns-Yards	0-0	5-29
Kickoff Returns-Yards	2-59	6-118
Interception Returns-Yards	4-111	1-36
Punts (Number-Avg)	8-43.2	7-49.3
Fumbles-Lost	2-1	1-0
Penalties-Yards	7-40	2-10
Possession Time	29:24	30:36
Third-Down Conversions	6 of 17	6 of 18
Fourth-Down Conversions	2 of 2	1 of 3
Red-Zone Scores-Chances	4-4	0-3
Sacks By: Number-Yards	5-14	2-17



Game 8 - Oct. 27

COLORADO 14
#2 OREGON 70

Eugene, Ore. (57,521)
Autzen Stadium
51 degrees, light rain

EUGENE, Ore. - Kenjon Barner rushed for 104 yards and two touchdowns, and No. 2 Oregon easily took care of Colorado 70-14 on Saturday in advance of

next weekend's Pac-12 showdown with 10th-ranked USC.

De'Anthony Thomas rushed for another score and added a 73-yard punt return for a touchdown before most of the Ducks' offensive starters were pulled midway through the second quarter. Redshirt freshman quarterback Marcus Mariota passed for 136 yards and two TDs.

Thomas joined Barner as the only Oregon players ever to score touchdowns rushing, receiving, returning punts and running back kick-offs during their collegiate career.

The Ducks (8-0, 5-0 Pac-12) built a 56-0 lead by halftime and their 70 points were the most they'd ever scored against a conference opponent. It was Oregon's 11th straight overall victory dating to a 38-35 loss at home to USC last season.

Christian Powell rushed for 127 yards and two touchdowns for the Buffaloes (1-7, 1-4), who lost their fourth straight.

The Ducks piled up 617 yards in total offense, including 425 on the ground, and the Buffs simply could not keep up. Colorado went into the game ranked 112th in the nation on defense, allowing an average of 489 yards. Oregon had 447 by halftime.

Colorado had yielded at least 50 points in its last three games, including the previous weekend's 50-6 loss to USC.

Oregon scored twice at the start of the game - on Barner's 1-yard run and Thomas' 9-yard run - before Colorado's offense even got the ball. Mariota added a 5-yard scoring run then hit Bralon Addison with a 16-yard TD all before the first quarter ended.

Barner added a 24-yard scoring run before Thomas' stunning 73-yard punt return gave Oregon a 42-0 lead. Mariota found Daryle Hawkins with a 7-yard touchdown pass before leaving the game with most of Oregon's other starters.

Quarterback Bryan Bennett came off the bench to add a touchdown on a 6-yard keeper before the break and Oregon's 56 points at halftime were its most since scoring 59 on New Mexico in 2010.

Bennett finished the game running for 73 yards and completing all four of his passes for an additional 56 yards.

Powell had a 1-yard scoring run early in the third quarter to avoid the shutout for the Buffs, then added a 20-yard TD dash to narrow it to 56-14. Bennett answered with two keepers, from 3 and 17 years out, to put Oregon up 70-14.

Colorado coach Jon Embree started junior quarterback Jordan Webb before putting in sophomore Nick Hirschman. Webb completed seven of 11 passes for 31 yards, while Hirshman finished 7 of 16 for 64 yards.

While Oregon remained at No. 2 in the AP Top 25 this week, the Ducks dropped to No. 4 in the BCS standings, which prompted coach Chip Kelly to quip that perhaps the computers were shut down at night before the Ducks played.

Defensively Oregon was just as impressive. Linebacker Derrick Malone led the way with nine tackles and returned a recovered fumble that was forced by Issac Dixon 14 yards. Yet it was a balanced effort as 11 different players contributed to 11 tackles for loss.

Colorado	0	0	14	0	14	Record: (1-7, 1-4)
Oregon	28	28	14	0	70	Record: (8-0, 5-0)

1st	13:13	ORE	Barner, Kenjon 1 yd run (Beard, Rob kick), 5-57 1:55, COLO 0 - ORE 7
	12:28	ORE	Thomas, De'Anthony 9 yd run (Beard, Rob kick), 3-17 0:37, COLO 0 - ORE 14
	06:56	ORE	Mariota, Marcus 5 yd run (Beard, Rob kick), 5-92 1:28, COLO 0 - ORE 21
	01:44	ORE	Addison, B. 16 yd pass from Mariota, M. (Beard, Rob kick), 6-77 1:56, COLO 0 - ORE 28
2nd	12:36	ORE	Barner, Kenjon 24 yd run (Beard, Rob kick), 8-97 2:13, COLO 0 - ORE 35
	11:06	ORE	Thomas, De'Anthony 73 yd punt return (Beard, Rob kick), , COLO 0 - ORE 42
	06:16	ORE	Hawkins, D. 7 yd pass from Mariota, M. (Beard, Rob kick), 9-39 2:57, COLO 0 - ORE 49
	00:20	ORE	Bennett, Bryan 6 yd run (Beard, Rob kick), 7-68 1:59, COLO 0 - ORE 56
3rd	09:41	COLO	Powell,Christia 1 yd run (Oliver, Will kick), 13-72 5:19, COLO 7 - ORE 56
	08:02	COLO	Powell,Christia 20 yd run (Oliver, Will kick), 3-41 0:40, COLO 14 - ORE 56
	03:55	ORE	Bennett, Bryan 3 yd run (Beard, Rob kick), 10-75 4:07, COLO 14 - ORE 63
	01:00	ORE	Bennett, Bryan 17 yd run (Beard, Rob kick), 6-32 2:09, COLO 14 - ORE 70

RUSHING: Colorado-Powell,Christia 20-121; Abron, Donta 5-20; Hirschman, Nick 1-13; Goodson, D.D. 2-6; Ford, Josh 2-2; Jones, Tony 1-1; Webb, Jordan 1-minus 5; TEAM 1-minus 8. Oregon Ducks-Barner, Kenjon 9-104; Thomas, De'Anthony 5-97; Bennett, Bryan 10-73; Marshall, Byron 12-67; Forde, Ayele 3-27; Mariota, Marcus 4-22; Chimphalee, B. 6-18; Bassett, Kenny 5-13; Haines, Dustin 2-6; Addison, Bralon 1-minus 2.

PASSING: Colorado-Hirschman, Nick 6-16-1-65; Webb, Jordan 7-11-0-31. Oregon Ducks-Mariota, Marcus 10-14-0-136; Bennett, Bryan 4-4-0-56.

RECEIVING: Colorado-Hobbs, Vincent 3-29; Kasa, Nick 2-26; Powell,Christia 2-7; Jones, Tony 2-7; McCulloch, Tyler 1-24; Slaviv, Kyle 1-6; Spruce, Nelson 1-minus 1; Thomas, Gerald 1-minus 2. Oregon Ducks-Huff, Josh 4-49; Barner, Kenjon 2-47; Stanton, Blake 2-10; Kelley, B.J. 1-32; Addison, Bralon 1-16; Marshall, Byron 1-14; Thomas, De'Anthony 1-9; Murphy, Will 1-8; Hawkins, Daryle 1-7.

INTERCEPTIONS: Colorado-None. Oregon Ducks-Malone, Derrick 1-14.

FUMBLES: Colorado-Jones, Tony 1-1. Oregon Ducks-Marshall, Byron 1-0; Forde, Ayele 1-1.

SACKS (UA-A): SACKS (UA-A): Colorado-None. Oregon Ducks-Coleman, Tyson 1-0.

TACKLES (UA-A): Colorado-Vigo, Paul 10-3; Smith, Terrel 5-4; Bell, Jered 2-3; Orms, Parker 4-0; Henderson, Greg 3-1; Webb, Derrick 3-1; Polk, Ray 3-1; Uzo-Diribe, Chid 2-2; Rippy, Douglas 2-2; Pericak, Will 3-0; Bonsu, Nate 2-1; Wright, Yuri 2-1; Solis, Justin 1-2; Poston, Kirk 0-3; Tu'umalo, K.T. 1-1; Crawley, Kenneth 1-1; Parker, Juda 1-1; Mosley, Marques 0-2; Kafovalu, Samson 0-2; Henington, Tyle 1-0; Major, Jon 1-0; Thornton, DaVaug 1-0; Schrock, John 0-1; Ford, Josh 0-1; Wood, Alex 0-1. Oregon Ducks-Malone, Derrick 2-7; Mathis, Dior 2-3; Dixon, Issac 2-3; Coleman, Tyson 1-4; Clay, Michael 2-2; Buckner, D. 1-3; Patterson, A. 1-3; Armstead, Arik 0-4; Jordan, Dion 0-4; Garrity, Mike 2-1; Wallace, A. 1-2; Butterfield, B. 1-2; Thompson, Grant 2-0; Forde, Ayele 1-1; Ekpre-Olomu, I. 1-1; Kafovalu, David 1-1; Dargan, Erick 0-2; Hagen, Ryan 0-2; Addison, Bralon 0-2; Brown, Pharaoh 1-0; Morrison, Nick 1-0; Hart, Taylor 1-0; Bennett, Bryan 1-0; Remington, I. 1-0; French, C. 0-1; Kamp, Sam 0-1; Scales, James 0-1; Cassell, Rahim 0-1; Dungy, Eric 0-1.

TEAM STATISTICS	CU	ORE
FIRST DOWNS	12	30
RUSHES-YARDS (NET)	33-150	57-425
PASSING YDS (NET)	96	192
Passes Att-Comp-Int	27-13-1	18-14-0
TOTAL OFFENSE PLAYS-YARDS	60-246	75-617
Fumble Returns-Yards	1-10	0-0
Punt Returns-Yards	0-0	4-112
Kickoff Returns-Yards	10-166	2-22
Interception Returns-Yards	0-0	1-14
Punts (Number-Avg)	8-45.0	3-28.7
Fumbles-Lost	1-1	2-1
Penalties-Yards	5-60	7-85
Possession Time	32:13	27:47
Third-Down Conversions	2 of 13	8 of 12
Fourth-Down Conversions	2 of 3	1 of 1
Red-Zone Scores-Chances	2-2	8-8
Sacks By: Number-Yards	0-0	1-5



Game 9 - Nov. 3

#2 OREGON 62
#18 USC 51

Los Angeles, Calif. (93,607)
LA Coliseum
73 degrees, hazy

LOS ANGELES - Kenjon Barner rushed for a school-record 321 yards and five touchdowns, Marcus Mariota threw four TD passes, and No. 2 Oregon produced another landmark offensive performance in a 62-51 victory over No. 18 Southern California on Saturday night.

It marked the second time in his career that Barner had broken into the end zone five times in one game and the first that he had run for a quintet of scores. His rushing total was the fourth-best output in conference history while his number of touchdowns equaled a school and league standard.

The Ducks' accumulated a school-record 730 yards of total offense while running for over 400 yards (426) for the third week in a row.

Oregon's total yards and 62 points were the most ever allowed by USC, which began playing football in 1888.

Josh Huff caught two touchdowns, and De'Anthony Thomas and Daryl Hawkins also caught scoring passes for the Ducks (9-0, 6-0 Pac-12), who outlasted USC in a back-and-forth second half to extend their winning streak to 12 games since the Trojans (6-3, 4-3) won in Eugene last season.

Barner set a rushing record for a USC opponent by the third quarter, topping Curtis Enis' 241 yards for Penn State in 1996, and smashed the school record shortly afterward as the Ducks gradually pulled away in their closest game to date.

Matt Barkley passed for 484 yards and four touchdowns while hitting Marqise Lee with 12 passes for 157 yards and two touchdowns for the Trojans, who lost their second straight game after a 6-1 start.

Mariota also carved up the Trojans for 304 yards passing, going 20 for 23 without an interception and rushing for another 96 yards.

USC's defense harassed Darron Thomas into a sub-par performance in this matchup last season, but the freshman who has replaced him showed absolutely no nerves in the historic stadium while playing against the team expected to be Oregon's biggest obstacle in Pac-12 play.

Oregon had won every game this season by at least 17 points. USC's offense did its part, scoring more points and gaining more yards (615) than Oregon had allowed all year. But the Trojans' defense simply couldn't keep up with Oregon's relentless pace and precision.

Oregon took a 21-3 lead 12 seconds into the second quarter, but Barkley threw TD passes of 75 yards to Lee and 76 yards to Nelson Agholor in the second quarter.

Robert Woods also caught a scoring pass. The Trojans twice pulled within three points in the third quarter, but Barner was viciously effective on almost every drive.

Randall Telfer caught a short TD pass with 5:27 to play, and USC narrowly missed recovering an onside kick. Barkley had one more chance to drive, but turned it over on downs with 3 minutes left. Agholor had six catches for 162 yards, and Silas Redd rushed for 92 yards and two TDs.

The Trojans' 38-35 win in Eugene last November was arguably the highlight of Barkley's four-year career, snapping the Ducks' 21-game home winning streak and 19-game conference streak while knocking Oregon out of the national championship race. But USC got off to a fast start at Autzen Stadium in that shocker, and the Ducks were much quicker in the rematch at the Coliseum.

Oregon	14	20	14	14	62	Record: (9-0, 6-0)
USC	3	21	14	13	51	Record: (6-3, 4-3)

1st	13:55	ORE	Thomas, De. 16 yd pass from Mariota, M. (Beard, Rob kick), 5-75 1:05, ORE 7 - USC 0
	08:04	USC	Heidari, Andre 39 yd field goal, 13-66 5:44, ORE 7 - USC 3
	04:53	ORE	Huff, Josh 21 yd pass from Mariota, Marcus (Beard, Rob kick), 9-75 3:11, ORE 14 - USC 3
2nd	14:48	ORE	Barner, Kenjon 27 yd run (Beard, Rob kick), 10-80 2:38, ORE 21 - USC 3
	14:36	USC	Lee, M. 75 yd pass from Barkley, Matt (Heidari, Andre kick), 1-75 0:12, ORE 21 - USC 10
	11:27	ORE	Barner, Kenjon 5 yd run (Beard, Rob kick blockd), 10-88 3:02, ORE 27 - USC 10
	05:59	USC	Woods, R. 7 yd pass from Barkley, M. (Heidari, Andre kick), 12-77 5:20, ORE 27 - USC 17
	05:03	ORE	Hawkins, D. 14 yd pass from Mariota, M. (Beard, Rob kick), 3-81 0:50, ORE 34 - USC 17
	02:37	USC	Agholor, N. 76 yd pass from Barkley, M. (Heidari, A. kick), 1-76 0:12, ORE 34 - USC 24
3rd	09:59	USC	Redd, Silas 2 yd run (Heidari, Andre kick), 11-65 5:01, ORE 34 - USC 31
	05:14	ORE	Barner, Kenjon 9 yd run (Beard, Rob kick), 13-75 4:45, ORE 41 - USC 31
	02:32	USC	Redd, Silas 3 yd run (Heidari, Andre kick), 5-16 2:31, ORE 41 - USC 38
	01:19	ORE	Huff, Josh 36 yd pass from Mariota, M. (Beard, Rob kick), 4-74 1:06, ORE 48 - USC 38
4th	09:15	ORE	Barner, Kenjon 5 yd run (Beard, Rob kick), 12-85 4:56, ORE 55 - USC 38
	05:27	USC	Telfer, R. 3 yd pass from Barkley, Matt (Heidari, Andre kick), 9-53 3:41, ORE 55 - USC 45
	01:58	ORE	Barner, Kenjon 22 yd run (Beard, Rob kick), 3-20 1:02, ORE 62 - USC 45
	00:01	USC	Lee, M. 3 yd pass from Barkley, M. (Barkley, M. pass failed), 7-65 1:51, ORE 62 - USC 51

RUSHING: Oregon Ducks-Barner, Kenjon 38-321; Mariota, Marcus 15-96; Thomas, De'Anthony 3-9; Marshall, Byron 2-5; TEAM 2-minus 5. USC-Redd, Silas 18-92; McNeal, Curtis 5-35; Vainuku, Soma 2-10; Barkley, Matt 1-minus 6.

PASSING: Oregon Ducks-Mariota, Marcus 20-23-0-304. USC-Barkley, Matt 35-54-2-484.

RECEIVING: Oregon Ducks-Huff, Josh 6-125; Thomas, De'Anthony 5-59; Hawkins, Daryle 3-35; Lowe, Keanon 2-40; Barner, Kenjon 2-26; Lyerla, Colt 1-13; Murphy, Will 1-6. USC-Lee, Marqise 12-157; Agholor, Nelson 6-162; Woods, Robert 6-71; Grimbale, Xavier 5-23; McNeal, Curtis 3-44; Redd, Silas 1-20; Cope-Fitzpatric 1-4; Telfer, Randall 1-3.

INTERCEPTIONS: Oregon Ducks-Alonso, Kiko 1-5; Ekpre-Olomu, I. 1-0. USC-None.

FUMBLES: Oregon Ducks-Mariota, Marcus 2-1; TEAM 1-0. USC-Lee, Marqise 1-1.

SACKS (UA-A): SACKS (UA-A): Oregon Ducks-Hart, Taylor 1-0. USC-Breslin, Morgan 1-0; Bailey, Dion 1-0; Horton, Wes 1-0.

TACKLES (UA-A): Oregon Ducks-Alonso, Kiko 6-4; Ekpre-Olomu, I. 3-6; Mitchell, T. 4-4; Jackson, Brian 1-7; Clay, Michael 6-1; Patterson, A. 3-3; Dargan, Erick 2-3; Keliikipi, Wade 2-2; Jordan, Dion 1-2; Hart, Taylor 1-1; Washington, T. 1-1; Lowe, Keanon 0-2; Lokombo, Boseko 0-2; Butterfield, B. 0-2; Malone, Derrick 0-2; Hardrick, R. 1-0; Forde, Ayele 1-0; Buckner, D. 1-0; Maldonado, A. 1-0; Hill, Troy 1-0; Heimuli, Ricky 0-1; Armstead, Arik 0-1; Remington, I. 0-1; Lyerla, Colt 0-1; Cassell, Rahim 0-1; Coleman, Tyson 0-1. USC-Dawson, Lamar 4-7; Bailey, Dion 6-4; McDonald, T.J. 2-8; Starling, Jawan 6-3; Pullard, Hayes 5-4; Robey, Nickell 3-3; Breslin, Morgan 4-1; McAllister, Dre 2-2; Horton, Wes 1-3; Burnett, Tony 3-0; Sarao, Anthony 2-1; Harris, Torin 2-1; Williams, Leona 2-1; Team 2-0; Townsend Jr, G. 2-0; Uko, George 2-0; Shaw, Josh 1-1; Vehikite, Simio 1-0; Grimbale, Xavier 1-0; Vainuku, Soma 1-0; Bowman, Gerald 0-1.

TEAM STATISTICS	ORE	USC
FIRST DOWNS	37	31
RUSHES-YARDS (NET)	60-426	26-131
PASSING YDS (NET)	304	484
Passes Att-Comp-Int	23-20-0	54-35-2
TOTAL OFFENSE PLAYS-YARDS	83-730	80-615
Fumble Returns-Yards	0-0	0-0
Punt Returns-Yards	0-0	0-0
Kickoff Returns-Yards	4-65	9-266
Interception Returns-Yards	2-5	0-0
Punts (Number-Avg)	1-33.0	1-43.0
Fumbles-Lost	3-1	1-1
Penalties-Yards	10-79	3-25
Possession Time	28:13	31:47
Third-Down Conversions	7 of 11	8 of 13
Fourth-Down Conversions	2 of 2	2 of 3
Red-Zone Scores-Chances	7-8	5-7
Sacks By: Number-Yards	1-6	3-17



Game 10 - Nov. 10

#2 OREGON 59
CALIFORNIA 17

Berkeley, Calif. (57,672)
Memorial Coliseum
50 degrees, clear

BERKELEY, Calif. - In a blink of an eye, Marcus Mariota and Oregon turned a tight game into another blowout that could have the second-ranked Ducks in

position to move into the top spot in the country.

Mariota threw the third of his school record-tying six touchdown passes on the first play after an interception to break open what had been a slim 24-17 advantage and helped Oregon make its case for the top ranking in the country by beating California 59-17 Saturday night.

The final score was not indicative of the course of the game midway through the third quarter when Boseko Lokombo intercepted a screen pass from Allan Bridgford. Mariota threw a 35-yard touchdown pass to Josh Huff on the next play to give the Ducks (10-0, 7-0 Pac-12) a 31-17 lead.

Oregon accounted for touchdowns on their final five drives of the game before running out the final 2:22 on the clock.

“That kind of got things going again,” Mariota said. “It flipped the momentum. It’s really a momentum game. That helped us out.”

The Ducks’ depth was tested along the entire defensive line while they incurred brief absences of Mariota and star running back Kenjon Barner to extend the longest active winning streak in major college football to 13 games. At one point in the game, the defensive line consisted of true freshmen Arik Armstead, Alex Balducci and DeForest Buckner, as well as redshirt frosh Christian French.

Oregon raced past the Bears with their passing game instead of the vaunted running attack that had rushed for at least 400 yards in the previous three games. Cal held Barner to 65 yards on 20 carries - 256 fewer yards than he had last week against USC - and even knocked him out briefly with a hard hit that sent him to the locker room in the first half.

“They did a good job of filling the box,” Mariota said. “That gave us and the passing game more opportunity to do what we can do. That’s the kind of thing that happens when you have such a good running back like Kenjon. Guys fill the box to stop him.”

Mariota completed 27 of 34 passes for a career-high 377 yards and tied the school TD record last achieved by Darron Thomas last year against Nevada. Huff finished with five catches for 109 yards and three scores as the Ducks set a major college football record by scoring at least 40 points for a 13th straight game.

“You have to pick your poison really with them,” Cal coach Jeff Tedford said. “If you’re going to get up in there and try to stop the run, then the play-action, you’re covering really fast guys running down the field.”

The biggest moment came midway through the third quarter after the Bears cut Oregon’s lead to 24-17 and got a stop on defense to fire up a crowd that has had little to cheer about this season.

Isi Sofele, who rushed for 134 yards, had experienced success against Oregon’s defense in the second half and started this drive with a 14-yard run. But Cal went away from him and Bridgford threw the interception under heavy pressure from Armstead that turned the tides as Oregon scored the final 35 points.

“From then on it just stockpiled,” safety Brian Jackson said. “It was very important to that game.”

Oregon	14	10	14	21	59	Record: (10-0, 7-0)
California	7	3	7	0	17	Record: (3-8, 2-6)

1st	10:41	ORE	Lyerla, Colt 10 yd pass from Mariota, M. (Maldonado, A. kick), 7-59 2:55, ORE 7 - CAL 0
	08:04	CAL	Powe, D. 10 yd pass from Bridgford, A. (D'Amato, Vincen kick), 5-71 2:30, ORE 7 - CAL 7
	01:41	ORE	Marshall, Byron 3 yd run (Maldonado, A. kick), 13-86 3:58, ORE 14 - CAL 7
2nd	12:11	CAL	D'Amato, Vincen 27 yd field goal, 9-55 4:20, ORE 14 - CAL 10
	06:24	ORE	Maldonado, A. 26 yd field goal, 10-66 3:02, ORE 17 - CAL 10
	00:44	ORE	Huff, Josh 10 yd pass from Mariota, M. (Maldonado, A. kick), 8-69 1:18, ORE 24 - CAL 10
3rd	10:07	CAL	Sofele, Isi 4 yd run (D'Amato, Vincen kick), 9-74 3:10, ORE 24 - CAL 17
	06:20	ORE	Huff, Josh 35 yd pass from Mariota, M. (Maldonado, A. kick), 1-35 0:08, ORE 31 - CAL 17
	02:36	ORE	Huff, Josh 39 yd pass from Mariota, M. (Maldonado, A. kick), 5-64 2:05, ORE 38 - CAL 17
4th	14:29	ORE	Lyerla, C. 14 yd pass from Mariota, M. (Maldonado, A. kick), 7-65 2:08, ORE 45 - CAL 17
	11:43	ORE	Murphy, W. 7 yd pass from Mariota, M. (Maldonado, A. kick), 4-25 1:02, ORE 52 - CAL 17
	03:46	ORE	Kelley, B.J. 18 yd pass from Bennett, B. (Maldonado, kick), 11-71 5:42, ORE 59 - CAL 17

RUSHING: Oregon Ducks-Barner, Kenjon 20-65; Marshall, Byron 8-43; Mariota, Marcus 6-42; Thomas, De'Anthony 5-13; Forde, Ayele 2-11; Stanton, Blake 1-8; Bennett, Bryan 4-1; TEAM 2-minus 3. California-Sofele, Isi 15-134; Anderson, C.J. 11-56; Lasco, Daniel 3-34; Bigelow, Brenda 6-20; Stevens, Eric 1-2; Bridgford, Alla 3-1; Harper, Chris 1-minus 11.

PASSING: Oregon Ducks-Mariota, Marcus 27-34-0-377; Bennett, Bryan 1-3-0-18. California-Bridgford, Alla 9-21-2-113.

RECEIVING: Oregon Ducks-Thomas, De'Anthony 8-101; Huff, Josh 5-109; Lyerla, Colt 3-58; Barner, Kenjon 3-35; Addison, Bralon 3-17; Murphy, Will 2-31; Lowe, Keanon 2-20; Kelley, B.J. 1-18; Hawkins, Daryle 1-6. California-Harper, Chris 2-35; Anderson, C.J. 2-33; Harris, Maurice 2-26; Powe, Darius 1-10; Rodgers, Richar 1-6; Sofele, Isi 1-3.


INTERCEPTIONS: Oregon Ducks-Jackson, Brian 1-35; Lokombo, Boseko 1-0. California-None.

FUMBLES: Oregon Ducks-TEAM 1-0. California-Lasco, Daniel 1-1.

SACKS (UA-A): Oregon Ducks-Hart, Taylor 1-0. California-Jefferson, Jale 1-0.

TACKLES (UA-A): Oregon Ducks-Clay, Michael 6-6; Jackson, Brian 5-3; Alonso, Kiko 5-2; Dargan, Erick 2-3; Ekpre-Olomu, I. 3-1; Buckner, D. 3-1; Washington, T. 2-2; Coleman, Tyson 2-1; Malone, Derrick 2-1; Lokombo, Boseko 2-1; Ka'ai, Koa 2-1; Patterson, A. 0-3; Forde, Ayele 0-3; Armstead, Arik 1-1; Cassell, Rahim 1-1; Kafovalu, David 1-1; Mitchell, T. 0-2; Lowe, Keanon 0-2; Hardrick, R. 1-0; Hart, Taylor 1-0; Kelley, B.J. 1-0; Maldonado, A. 0-1. California-Hill, Josh 9-2; Forbes, Nick 8-2; Sebastian, Aver 2-7; Lowe, Michael 5-3; Williams, Steve 4-2; McCain, Chris 3-3; Anthony, Marc 4-1; Broussard, Nath 3-2; Mullins, Robert 2-2; Coleman, Deandr 2-2; Jefferson, Jale 2-1; Payne, Kendrick 1-2; Scarlett, Brenn 2-0; Logan, Alex 1-0; Camporeale, Dan 1-0; Lasco, Daniel 1-0; Harper, Chris 0-1; Rigsbee, Jordan 0-1; Tipoti, Aaron 0-1.

TEAM STATISTICS	ORE	CAL
FIRST DOWNS	32	19
RUSHES-YARDS (NET)	48-180	40-236
PASSING YDS (NET)	395	113
Passes Att-Comp-Int	37-28-0	21-9-2
TOTAL OFFENSE PLAYS-YARDS	85-575	61-349
Fumble Returns-Yards	0-0	0-0
Punt Returns-Yards	1-2	2-5
Kickoff Returns-Yards	3-89	10-207
Interception Returns-Yards	2-35	0-0
Punts (Number-Avg)	3-41.3	5-36.6
Fumbles-Lost	1-0	1-1
Penalties-Yards	11-105	7-89
Possession Time	30:46	29:14
Third-Down Conversions	9 of 15	2 of 12
Fourth-Down Conversions	0 of 1	0 of 1
Red-Zone Scores-Chances	7-7	3-3
Sacks By: Number-Yards	1-6	1-6



Game 11 - Nov. 17

#14 STANFORD 17
#1 OREGON 14

Eugene, Ore. (58,792)
 Autzen Stadium
 42 degrees, overcast

EUGENE, Ore. - Jordan Williamson connected on a 37-yard field goal in overtime and No. 14 Stanford upset No. 1 Oregon 17-14, denying the Ducks a chance to clinch the Pac-12 North and derailing their straight shot at the BCS title game.

The loss snapped a 13-game winning streak for the Ducks (10-1, 7-1 Pac-12), which was the longest in the nation coming into Saturday. It was Stanford's fifth straight win.

Oregon was the only Pac-12 team that Stanford (9-2, 7-1) hadn't defeated over the past two seasons. But the Cardinal's tough defense smothered the highest scoring team in the nation.

Alejandro Maldonado missed a 41-yard field goal for the Ducks to open overtime.

Redshirt freshman Kevin Hogan threw for 211 yards and a game-tying fourth-quarter touchdown for Stanford, while Stepfan Taylor rushed for 161 yards on 33 carries.

Trailing 14-7, Stanford went for it on fourth-and-1 from the Oregon 12 with 2:17 left in regulation and Ryan Hewitt ran for the first down. Hogan hit Zach Ertz with a 10-yard scoring pass to tie it at 14 with 1:35 to go. Ertz fought to gain control of the ball with a defender as he fell to the turf on top of a Ducks player. The play was initially ruled incomplete, but a video review overturned it for the game-tying touchdown.

Despite a pass interference call gave them a crucial first down, the Ducks were forced to punt on the ensuing series and Stanford took over with 36 seconds to go and the game went to overtime.

The Cardinal had the nation's best run defense going into the game, allowing an average of just 58.6 yards a game. Oregon meanwhile, had the country's third-best rushing offense (325.1 avg.) and led the country in scoring (54.8 ppg). But the Ducks could manage no more than 198 yards on the ground - which proved to be the most yards given up by Stanford all year during the regular season.

Oregon's top rusher was quarterback Marcus Mariota, who ran for 89 yards. Mariota completed 21 of 37 passes for 207 yards and a touchdown.

Stanford stopped what appeared to be a sure first-quarter Oregon touchdown drive when Mariota took off on a 77-yard keeper to the Stanford 15. But the Ducks couldn't get much closer, and Stanford got the stop when Oregon went for it on fourth-and-2 on the Cardinal 7.

Stanford scored first on Hogan's 1-yard plow into the end zone early in the second quarter.

Oregon tried again on fourth-and-4 midway through the quarter, but was unsuccessful, this time when Mariota's pass to tight end Colt Lyerla fell incomplete.

When Oregon took over on downs from Stanford on the next possession, the Ducks marched 59 yards in three plays - capped by Mariota's 28-yard touchdown pass to Keanon Lowe - to tie it at 7-all minutes before the half.

Oregon gained its only lead of the day, 14-7, on De-Anthony Thomas' 6-yard scoring run in the third quarter, but missed a chance when Maldonado's 42-yard field goal attempt sailed wide right.

Linebacker Michael Clay led all tacklers with a career-high 20 stops, equalling the school's third-highest single-game total since 1983, however Oregon was unable to convert any of Stanford's three turnovers into points on the scoreboard.

Stanford	0	7	0	7	3	17	Record: (9-2, 7-1)
Oregon	0	7	7	0	0	14	Record: (10-1, 7-1)

2nd	12:39	STAN	Hogan, K 1 yd run (Williamson, J kick), 15-93 7:01, STAN 7 - ORE 0
	03:26	ORE	Lowe, K 28 yd pass from Mariota, M. (Maldonado, A. kick), 3-59 0:47, STAN 7 - ORE 7
3rd	06:35	ORE	Thomas, DeAnthony 6 yd run (Maldonado, A. kick), 15-95 3:20, STAN 7 - ORE 14
4th	01:35	STAN	Ertz, Z 10 yd pass from Hogan, K (Williamson, J kick), 11-78 4:53, STAN 14 - ORE 14
OT	15:00	STAN	Williamson, J 37 yd field goal, 4-5 0:00, STAN 17 - ORE 14

RUSHING: Stanford-Taylor, S 33-161; Hogan, K 8-37; Hewitt, R 2-5; Wright, R 1-0; Team 2-minus 3. Oregon Ducks-Mariota, Marcus 12-89; Barner, Kenjon 21-66; Thomas, DeAnthony 7-43.

PASSING: Stanford-Hogan, K 25-36-1-211. Oregon Ducks-Mariota, Marcus 21-37-1-207.

RECEIVING: Stanford-Ertz, Z 11-106; Toilolo, L 3-17; Montgomery, T 3-9; Young, K 2-36; Terrell, D 2-24; Hewitt, R 2-14; Taylor, S 1-4; Patterson, JR 1-1. Oregon Ducks-Lowe, Keanon 5-51; Lyerla, Colt 4-54; Huff, Josh 4-50; Thomas, DeAnthony 3-3; Murphy, Will 2-20; Hawkins, Daryle 2-16; Barner, Kenjon 1-13.


INTERCEPTIONS: Stanford-Tarpley, AJ 1-4. Oregon Ducks-Dargan, Erick 1-30.

FUMBLES: Stanford-Hogan, K 1-0; Young, K 1-1; Taylor, S 1-1. Oregon Ducks-Mariota, Marcus 1-0.

SACKS (UA-A): Stanford-Murphy, T 2-0; Anderson, H 1-0. Oregon Ducks-Lokombo, Boseko 1-0.

TACKLES (UA-A): Stanford-Skov, S 7-3; Anderson, H 5-2; Reynolds, E 4-2; Carter, A 4-2; Brown, T 5-0; Tarpley, AJ 4-1; Murphy, T 4-0; Richards, J 4-0; Lancaster, J 3-0; Thomas, C 1-2; Amanam, U 1-2; Carrington, D 2-0; Lyons, W 2-0; Gardner, B 1-1; Toilolo, L 1-0; Parry, D 0-1; Debnjak, A 0-1; Stephens, T 0-1. Oregon Ducks-Clay, Michael 10-10; Alonso, Kiko 8-1; Ekpre-Olomu, I. 7-2; Lokombo, Boseko 3-5; Mitchell, T. 3-5; Jackson, Brian 3-5; Jordan, Dion 3-3; Dargan, Erick 2-3; Heimuli, Ricky 1-3; Washington, T. 1-2; Malone, Derrick 1-1; Remington, I. 1-1; Hart, Taylor 1-1; Armstead, Arik 1-1; Buckner, D. 0-2; Hawkins, Daryle 1-0; Cassell, Rahim 1-0; Lowe, Keanon 0-1.

TEAM STATISTICS	STAN	ORE
FIRST DOWNS	21	20
RUSHES-YARDS (NET)	46-200	40-198
PASSING YDS (NET)	211	207
Passes Att-Comp-Int	36-25-1	37-21-1
TOTAL OFFENSE PLAYS-YARDS	82-411	77-405
Fumble Returns-Yards	0-0	0-0
Punt Returns-Yards	3-16	1-2
Kickoff Returns-Yards	3-75	2-26
Interception Returns-Yards	1-4	1-30
Punts (Number-Avg)	6-45.7	8-45.8
Fumbles-Lost	3-2	1-0
Penalties-Yards	5-64	5-54
Possession Time	37:05	22:55
Third-Down Conversions	6 of 17	4 of 17
Fourth-Down Conversions	1 of 2	0 of 2
Red-Zone Scores-Chances	3-3	1-2
Sacks By: Number-Yards	3-11	1-5



Game 12 - Nov. 24

#5 OREGON 48

#16 OREGON STATE 24

**Corvallis, Ore. (47,249)
Reeser Stadium
52 degrees, cloudy**

CORVALLIS, Ore. - After Oregon's loss to Stanford last weekend, running back Kenjon Barner figured there were three ways for the Ducks to respond in the

Civil War against Oregon State.

"You can let it define you, destroy you or strengthen you," Barner said. "With this team, every loss we've taken in the past, it's strengthened us, made us stronger. Looking back on Stanford, it was a loss. We knew what we had to do to get back on the winning track, and we did it."

Barner ran for 198 yards and two touchdowns and the Ducks accumulated a season-high 430 yards on the ground, as No. 5 Oregon defeated No. 16 Oregon State 48-24 in the Civil War.

It was Oregon's fifth straight victory in the 116-game rivalry series and kept hopes alive for a fourth-straight BCS bowl berth.

Barner appeared to have hampered either his abdomen or ribs late in the first half and headed to the locker room. He returned after the break, but much of the work went to De'Anthony Thomas until he returned on a scoring drive that made it 41-17 early in the fourth quarter.

Oregon's domination on the ground was epitomized by De'Anthony Thomas contributing 122 rushing yards and three scores - the second time he had teamed with Barner to provide multiple 100-yard single-game rushers this year. Oregon freshman Marcus Mariota threw for 140 yards and a score, and added 85 yards and one touchdown rushing.

Oregon State's Sean Mannion threw for 311 yards and a late touchdown for the Beavers but was intercepted four times. Storm Woods rushed for 70 yards and two scores.

Mannion started the first four games of the season, throwing seven touchdowns and averaging 339 yards, but injured his left knee and required surgery. Cody Vaz, who hadn't started since high school, took over and helped the Beavers to win in the next two games, and later became the team's starter.

Attendance was 47,249 fans, a Reser Stadium record.

Oregon put the Stanford loss behind it by striking quickly on their first possession with Mariota's 42-yard keeper. The touchdown drive took just 1:46, but the Ducks' 2-point try failed.

The Beavers took a 7-6 lead on Woods' 7-yard touchdown run, but the Ducks answered on the next series with Thomas' 2-yard TD dash.

Stanford held Barner to 66 yards the previous week but he had 141 yards before halftime against the Beavers. With his first 15 yards rushing Saturday, he moved past Derek Loville (1986-89) for second on Oregon's career rushing list.

Trevor Romaine kicked a 36-yard field goal to narrow it to 20-10 at halftime and the Beavers pulled closer with Woods' 2-yard scoring run on their first series of the second half.

But it was all Oregon the remainder of the way as it accounted for 28 unanswered points before OSU's finishing touchdown with 20 seconds remaining on the clock. Thomas scored on a 6-yard run to extend Oregon's lead to 27-17, before the Ducks capitalized on a Beaver fumble that led to Thomas' 29-yard touchdown run. Barner returned with his 1-yard run and Mariota found B.J. Kelley with a 2-yard touchdown pass.

It was the fourth time that both teams were ranked for the Civil War. The last was in 2009, when Oregon was No. 7 and Oregon State was No. 13. That game was dubbed the "War of the Roses" because the winner was guaranteed a Rose Bowl berth. Oregon won 37-33.

Oregon	6	14	14	14	48	Record: (11-1, 8-1)
Oregon State	7	3	7	7	24	Record: (8-3, 6-3)

1st	13:14	ORE	Mariota, Marcus 42 yd run (Rice, Jackson pass failed), 5-62 1:46, ORE 6 - OSU 0
	01:28	OSU	Woods, Storm 7 yd run (Romaine, Trevor kick), 4-55 1:49, ORE 6 - OSU 7
2nd	13:19	ORE	Thomas, De'Anthony 2 yd run (Maldonado, A. kick), 12-68 3:03, ORE 13 - OSU 7
	08:02	ORE	Barner, Kenjon 1 yd run (Maldonado, A. kick), 8-67 2:36, ORE 20 - OSU 7
	00:00	OSU	Romaine, Trevor 36 yd field goal, 12-64 3:54, ORE 20 - OSU 10
3rd	10:41	OSU	Woods, Storm 2 yd run (Romaine, Trevor kick), 9-77 4:17, ORE 20 - OSU 17
	06:59	ORE	Thomas, De'Anthony 5 yd run (Maldonado, A. kick), 13-66 3:46, ORE 27 - OSU 17
	05:15	ORE	Thomas, De'Anthony 29 yd run (Maldonado, A. kick), 4-34 1:40, ORE 34 - OSU 17
4th	12:51	ORE	Barner, Kenjon 1 yd run (Maldonado, A. kick), 8-36 2:04, ORE 41 - OSU 17
	10:29	ORE	Kelley, B.J. 2 yd pass from Mariota (Maldonado, A. kick), 4-23 1:32, ORE 48 - OSU 17
	00:20	OSU	Hatfield, M. 6 yd pass from Mannion, S. (Romaine kick), 14-66 3:24, ORE 48 - OSU 24

RUSHING: Oregon Ducks-Barner, Kenjon 28-198; Thomas, De'Anthony 17-122; Mariota, Marcus 8-85; Marshall, Byron 7-28; Bassett, Kenny 2-1; TEAM 1-minus 2; Bennett, Bryan 1-minus 2. Oregon State-Woods, Storm 16-70; Ward, Terron 6-13; Wheaton, Markus 1-4; York, Clayton 1-1; Mannion, Sean 1-minus 6.

PASSING: Oregon Ducks-Mariota, Marcus 17-24-0-140. Oregon State-Mannion, Sean 31-49-4-311.

RECEIVING: Oregon Ducks-Huff, Josh 5-62; Murphy, Will 5-35; Hawkins, Daryle 3-11; Lyerla, Colt 2-26; Thomas, De'Anthony 1-4; Kelley, B.J. 1-2. Oregon State-Wheaton, Markus 7-98; Woods, Storm 6-42; Cooks, Brandin 5-74; Hamlett, Connor 4-26; Mullaney, R. 2-21; Hatfield, Micah 2-17; Ward, Terron 2-15; Cummings, Kevin 2-12; York, Clayton 1-6.

INTERCEPTIONS: Oregon Ducks-Dargan, Erick 1-0; Jackson, Brian 1-0; Ekpre-Olomu, I. 1-0; Alonso, Kiko 1-0. Oregon State-None.

FUMBLES: Oregon Ducks-Marshall, Byron 1-0. Oregon State-Wheaton, Markus 1-1; Kell, Devon 1-1; Mannion, Sean 1-0; Stevenson, J. 1-0.

SACKS (UA-A): Oregon Ducks-Hart, Taylor 1-0. Oregon State-Watkins, A. 1-0.

TACKLES (UA-A): Oregon Ducks-Jackson, Brian 5-5; Clay, Michael 5-5; Alonso, Kiko 3-4; Ekpre-Olomu, I. 1-4; Hart, Taylor 3-1; Lokombo, Boseko 3-1; Hill, Troy 2-2; Dargan, Erick 2-1; Remington, I. 2-1; Mitchell, T. 1-2; Jordan, Dion 2-0; Mathis, Dior 1-1; Hardrick, R. 1-1; Cassell, Rahim 1-1; Buckner, D. 0-2; Heimuli, Ricky 0-2; Lowe, Keanon 1-0; Armstead, Arik 1-0; Butterfield, B. 1-0; Washington, T. 1-0; Scales, James 0-1; Forde, Ayele 0-1; Coleman, Tyson 0-1; Garrity, Mike 0-1; Balducci, Alex 0-1. Oregon State-Alexander, D.J. 8-6; Zimmerman, T. 7-4; Reynolds, R. 7-2; Doctor, Michael 5-4; Martin, Sean 7-1; Watkins, A. 5-2; Poyer, Jordan 5-1; Taumoepeau, F. 2-2; Fifita, Rudolf 2-2; Seumalo, Andrew 2-1; Crichton, Scott 2-1; Murphy, Ryan 1-2; Masaniai, C. 1-0; Fernando, Rusty 1-0; Ward, Terron 1-0; Wynn, Dylan 1-0; Morovick, M. 0-1; Jenkins, Jordan 0-1; Romaine, Trevor 0-1; Watkins, Brian 0-1.

TEAM STATISTICS	ORE	OSU
FIRST DOWNS	25	22
RUSHES-YARDS (NET)	64-430	25-82
PASSING YDS (NET)	140	311
Passes Att-Comp-Int	24-17-0	49-31-4
TOTAL OFFENSE PLAYS-YARDS	88-570	74-393
Fumble Returns-Yards	0-0	0-0
Punt Returns-Yards	1-4	1-1
Kickoff Returns-Yards	3-56	8-135
Interception Returns-Yards	4-0	0-0
Punts (Number-Avg)	4-43.0	3-45.0
Fumbles-Lost	1-0	4-2
Penalties-Yards	9-86	4-26
Possession Time	31:17	28:23
Third-Down Conversions	5 of 16	4 of 12
Fourth-Down Conversions	5 of 6	4 of 5
Red-Zone Scores-Chances	5-6	4-4
Sacks By: Number-Yards	1-6	1-4



Game 13 - Jan. 3

#5 OREGON 35
#7 KANSAS STATE 17

Glendale, Ariz. (70,242)
 University of Phoenix Stadium

GLENDAL, Ariz. - It was Oregon's trademarked high-octane attack that grabbed most of the headlines yet it was a persistent defense which slowed a Heisman Trophy finalist that made the difference as the No. 5 Ducks pulled away from seventh-ranked Kansas State in the Tostitos Fiesta Bowl.

The win marked Oregon's second BCS bowl triumph in as many years and provided a third-consecutive 12-win season for a program which finished the year ranked No. 2 in the country in the final polls.

The defining moments of the game's outcome were not difficult to pinpoint. The Ducks (12-1) wasted little time putting points on the scoreboard as sophomore De'Anthony Thomas returned the opening kickoff 94 yards for a touchdown. Before the Wildcats could recover, they were hit with a two-point conversion run from Dion Jordan, to supply the Pac-12 Conference representatives an 8-0 cushion they would never relinquish less than a minute into the game.

Then came the Ducks' warp-speed scoring drive near the end of the first half that slowed any thoughts of a Kansas State comeback that provided Oregon with a 22-10 margin at the intermission.

Everything else consisted of counter punches between the two heavyweights.

Thomas added his second score of the game 11 minutes after his first on a pass from quarterback Marcus Mariota to extend the Ducks' advantage to 15 points.

Following a 6-yard scoring run from quarterback Collin Klein early in the second quarter, the Wildcats (11-2) cut the deficit to five points in the final 5 minutes of the first half. Anthony Cantele's 25-yard field goal pulled K-State within a 15-10 deficit before Oregon regained the momentum with a 46-second, 77-yard touchdown drive with 14 seconds remaining before the break.

Kenjon Barner capped the drive with a 24-yard scoring catch from Mariota to revive the Ducks' momentum but it was tight end Colt Lyerla who accounted for 40 yards on the drive with a pair of receptions.

Barner ended the game with 143 rushing yards to complement his lone reception of the evening as he completed his career with 5,848 all-purpose yards - 21 shy of LaMichael James' school record.

But it was Mariota who again proved masterful in dissecting Kansas State's defense. He finished his redshirt freshman season completing only 12 of 24 passes for 166 yards but passed for two touchdowns, did not throw any interceptions for the eighth game of the year and added 62 yards and one TD on the ground. For his efforts, he was recognized as the game's offensive player of the game.

Yet it was a defensive effort that slowed the Big 12 opponent's attack that came into the game averaging 40.7 points per game and had not accounted for fewer than 23 points all year.

Klein was instrumental in the regular-season success of the Wildcats' offense as a dual-threat signal-caller. Despite throwing for 151 yards, Oregon's defenders contained his opportunities to run with the football. Entering the game averaging 74.2 yards per game on the ground, the Ducks limited Klein to only 30 yards rushing. Five of his 13 carries resulted in either no gain or a loss of yards.

Linebacker Michael Clay concluded his collegiate career with nine tackles, including a quarterback sack for a loss of 9 yards, to be named the game's defensive player of the game. Safety Erick Dargan was the beneficiary of both of Klein's interceptions.

Oregon	15	7	10	3	35	Record: (12-1, 8-1)
Kansas State	0	10	0	7	17	Record: (11-2, 8-1)

1st	14:48	ORE	Thomas, De'Anthony 94 kickoff return (Jordan, Dion rush), ORE 9 - KSU 0
	03:46	ORE	Thomas 23 pass from Mariota, Marcus (Maldonado A. kick), 7-54 2:01, ORE 15 - KSU 0
2nd	13:26	KSU	Klein, Collin 6 run (Cantele, Anthony kick), 10-58 5:12, ORE 15 - KSU 7
	05:21	KSU	Cantele 25 FG, 13-59 6:36, ORE 15 - KSU 10
	00:14	ORE	Barner, Kenjon 24 pass from Mariota, 5-77 0:46, ORE 22 - KSU 10
3rd	11:01	ORE	Maldonado 33 FG, 12-62 2:10, ORE 25 - KSU 10
	08:03	ORE	Mariota 2 run (kick blocked, Fisher, Jake safety), 7-61 2:26, ORE 32 - KSU 10
4th	11:35	KSU	Hubert, John 10 pass from Klein (Cantele kick), 11-72 5:00, ORE 32 - KSU 17
	02:27	ORE	Maldonado 24 FG, 10-57 5:11, ORE 35 - KSU 17

RUSHING: Oregon-Barner, Kenjon 31-143; Mariota, Marcus 8-62; Thomas, De'Anthony 2-15; Marshall, Byron 1-2; Rice, Jackson 1-0; TEAM 3-minus 3. Kansas State-Hubert, John 17-55; Pease, Angelo 7-47; Klein, Collin 13-30.

PASSING: Oregon-Mariota, Marcus 12-24-0-166. Kansas State-Klein, Collin 17-32-2-151; Pease, Angelo 0-1-0-0.

RECEIVING: Oregon-Thomas, De'Anthony 4-60; Huff, Josh 3-26; Lyerla, Colt 3-52; Vaughn, Rahsaan 1-4. Kansas State-Harper, Chris 8-71; Lockett, Tyler 4-35; Hubert, John 2-16; Pease, Angelo 1-12; Thompson, Tremaine 1-12; Tannahill, Travis 1-5.

INTERCEPTIONS: Oregon-Dargan, Erick 2-33. Kansas State-None.

FUMBLES: Oregon-None. Kansas State-None.

SACKS (UA-A): Oregon-Clay, Michael 1-9. Kansas State-Williams, Meshak 1-4.

TACKLES (UA-A): Oregon-Clay, Michael 8-1; Dargan, Erick 7-1; Alonso, Kiko 4-2; Ekpre-Okomu, Ifo 5-0; Lokombo, Boseko 5-0; Mitchell, Terrance 5-0; Jackson, Brian 3-0; Hart, Taylor 3-0; Remington, Isaac 1-2-3; Hart, Taylor 3-0; Buckner, DeForest 2-0; Heimuli, Ricky 2-0; Bennett, Bryan 1-0; Lowe, Keanon 1-0; Armstead, Arik 1-0; Hill, Troy 1-0; Coleman, Tyson 1-0; Hardrick, Rodney 1-0; Washington, Tony 1-0; Beard, Rob 1-0. Kansas State-Brown, Arthur 7-2; Williams, Meshak 7-2; Evans, Randall 4-3; Milo Jarard 6-0; Zimmerman, Ty 5-0; Malone, Nigel 3-1; Sua, John 1-2; Chapman, Allen; 2-0; Truman, Jonathan 2-0; Childs, Jarell 1-1; Mueller, Ryan 2-0; Loomis, Jared 2-0; Davis, Adam 1-1; Tuggle, Justin 1-0; Harper, Chris 1-0; Moore, Charmeachealle 1-0; Lutui, Val 1-0; Boyd, Javonta 1-0.

TEAM STATISTICS	ORE	KSU
FIRST DOWNS	22	20
RUSHES-YARDS (NET)	46-219	37-132
PASSING YDS (NET)	166	151
Passes Att-Comp-Int	24-12-0	33-17-2
TOTAL OFFENSE PLAYS-YARDS	70-385	70-283
Fumble Returns-Yards	0-0	0-0
Punt Returns-Yards	1-1	3-8
Kickoff Returns-Yards	4-164	7-205
Interception Returns-Yards	2-33	0-0
Punts (Number-Avg)	3-46.0	5-36.2
Fumbles-Lost	0-0	0-0
Penalties-Yards	5-33	7-57
Possession Time	26:54	33:06
Third-Down Conversions	5 of 14	7 of 15
Fourth-Down Conversions	1 of 4	0 of 1
Red-Zone Scores-Chances	3-3	3-3
Sacks By: Number-Yards	1-9	1-4

HISTORY



ALL-TIME SINGLE-GAME RECORDS

MOST YARDS RUSHING

Name	Yds.	Att.	Date	Opponent
1. Kenjon Barner	321	38	11-03-2012	@USC
2. LaMichael James	288	23	9-24-2011	@Arizona
3. Onterrio Smith	285	26	10-27-2001	@Washington State
4. LaMichael James	257	31	10-02-2010	Stanford
5. Jonathan Stewart	253	23	12-31-2007	vs. South Florida
6. Jonathan Stewart	251	32	10-20-2007	@Washington
7. Bobby Moore	249	27	9-18-1971	Utah
8. LaMichael James	239	36	10-30-2010	@USC
9. LaMichael James	227	14	9-18-2010	Portland State
Tony Cherry	227	27	9-21-1985	Stanford

MOST YARDS PASSING

Name	Yds.	Date	Opponent
1. Bill Musgrave	489	11-04-1989	@Brigham Young
2. Ryan Perry-Smith	468	9-28-1996	@Arizona State
3. Akili Smith	456	12-25-1998	Colorado
Danny O'Neil	456	1-02-1995	Penn State
5. Bill Musgrave	443	9-08-1990	San Diego State
6. Akili Smith	442	11-07-1998	Washington
7. Kellen Clemens	437	10-09-2004	@Washington State
8. Joey Harrington	434	10-28-2000	@Arizona State
9. Akili Smith	430	11-21-1998	@Oregon State
10. Kellen Clemens	425	10-15-2005	Washington

MOST PASS RECEPTIONS

Name	Rec.	Date	Opponent
1. Samie Parker	16	12-31-2003	Minnesota
2. Jeff Maehl	12	11-21-2009	@Arizona
Demetrius Williams	12	10-09-2004	@Washington State
4. Marshaun Tucker	11	10-28-2000	@Arizona State
Cristin McLemore	11	9-23-1995	Stanford
Josh Wilcox	11	1-02-1995	Penn State
Cristin McLemore	11	11-13-1993	Stanford
Derrick Deadwiler	11	10-02-1993	@California
Greg Bauer	11	11-13-1976	Stanford
Bob Newland	11	11-07-1970	Air Force

MOST YARDS RECEIVING

Name	Yds.	Date	Opponent
1. Tony Hartley	242	11-07-1998	Washington
2. Derrick Deadwiler	234	10-02-1993	@California
3. Cristin McLemore	230	11-13-1993	Stanford
4. Bob Newland	225	9-19-1970	@Illinois
5. Blake Spence	214	10-18-1997	Utah
6. Tony Hargain	206	9-08-1990	San Diego State
7. Samie Parker	200	12-31-2003	Minnesota
8. Pat Johnson	199	11-22-1997	Oregon State
9. Marshaun Tucker	196	9-09-2000	@Wisconsin
10. Lew Barnes	183	10-26-1985	@San Diego State

MOST YARDS TOTAL OFFENSE

Name	Yds.	Pass	Rush	Date	Opponent
1. Bill Musgrave	498	489	9	11-04-1989	@Brigham Young
2. Kellen Clemens	473	437	36	10-09-2004	@Washington St.
3. Bill Musgrave	468	443	25	9-08-1990	San Diego State
4. Akili Smith	457	456	1	12-25-1998	Colorado
5. Akili Smith	456	442	14	11-07-1998	Washington
6. Kellen Clemens	447	425	22	10-15-2005	Washington
7. Ryan Perry-Smith	446	468	-22	9-28-1996	@Arizona State
8. Danny O'Neil	445	465	-20	1-02-1995	Penn State
9. Joey Harrington	433	434	-1	10-28-2000	@Arizona State
10. Akili Smith	421	430	-9	11-21-1998	@Oregon State

MOST ALL-PURPOSE YARDS

Name	Yds.	Rush	Rec.	Ret.	Date	Opponent
1. LaMichael James	363	288	15	60	11-24-2011	@Arizona
2. Kenjon Barner	347	321	26	0	11-03-2012	@USC
3. Onterrio Smith	342	285	0	57	10-27-2001	@WSU
4. Keenan Howry	338	0	152	186	10-20-2001	Stanford
Bobby Moore	338	249	89	0	9-18-1971	Utah
6. Pat Johnson	337	-6	199	144	11-22-1997	OSU
7. Tony Cherry	323	83	0	240	10-27-1984	WSU
8. Tony Cherry	320	227	33	60	9-21-1985	Stanford
9. De. Thomas	314	266	34	125	1-02-2012	Wisconsin
10. Ricky Whittle	312	161	72	79	10-14-1995	@California

MOST INTERCEPTIONS

Name	Int.	Date	Opponent
1. Steve Smith	3	1-01-2002	Colorado
Steve Smith	3	9-22-2001	USC
Herman O'Berry	3	11-07-1992	California
Daryle Smith	3	9-29-1990	Brigham Young
Anthony Newman	3	11-22-1986	Oregon State
Ed Hulbert	3	11-01-1986	California
Dick James	3	10-22-1955	Arizona
George Shaw	3	11-03-1951	Idaho
George Shaw	3	9-29-1951	Arizona
Woodley Lewis	3	9-24-1949	Idaho
Jake Leicht	3	11-17-1945	California
Jake Leicht	3	10-20-1945	Washington State
Shy Huntington	3	1-01-1917	Pennsylvania

MOST TACKLES (since 1983)

Name	U-A-TT	Date	Opponent
1. Lerry Wilson	3-19-22	9-24-1983	Houston
2. Dan Ralph	3-18-21	11-19-1983	Oregon State
3. Michael Clay	10-10-20	11-17-2012	Stanford
4. Joe Farwell	7-13-20	11-23-1991	Oregon State
5. Chris Vandiver	13-06-19	9-26-1998	Stanford
6. Scott Whitney	8-11-19	10-29-1988	Arizona State
7. Todd Welch	12-07-19	11-17-1984	@Oregon State
8. Peter Sirmon	12-06-18	10- 9-1999	@UCLA
Jeremy Asher	11-07-18	9- 9-1995	Illinois
Rich Ruhl	14-04-18	11-19-1994	@Oregon State
Eric Castle	11-07-18	10-13-1990	@Washington
Mark Kearns	8-10-18	10- 3-1987	Washington
Bob Hudetz	13-05-18	10-13-1984	USC
Jeff Williams	7-11-18	9-10-1983	@Ohio State



Shy Huntington (1914-16) had a Rose Bowl record 3 interceptions in UO's 1917 victory vs. Pennsylvania

LONGEST RUN

Name	Yds.	Date	Opponent
1. Bob Smith	92*	11-05-1938	Idaho
2. De'Anthony Thomas	91*	1-02-2012	Wisconsin
3. LaMichael James	90	9-17-2011	Missouri State
4. Jonathan Stewart	88*	9-15-2007	Fresno State
5. Marcus Mariota	86*	10-18-2012	@Arizona State
6. Josh Huff	85*	11-26-2010	Arizona
Don Reynolds	85*	10-21-1972	Stanford
Louie Anderson	85*	10-18-1924	Stanford
John Zacharias	85*	10-19-1907	Pacific
10. Kenjon Barner	84*	10-22-2011	@Colorado

LONGEST PASS PLAY

Receiver/Passer	Yds.	Date	Opponent
1. Newland/Blanchard	95*	9-19-1970	@Illinois
2. Johnson/Maas	90*	11-22-1997	Oregon State
3. Obee/Nelson	89*	11-14-1987	@Washington State
4. Johnson/Graziani	88*	8-31-1996	@Fresno State
5. Tate/O'Neil	87*	9-25-1993	@Illinois
6. Williams/Clemens	86*	8-30-2003	@Mississippi State
DeBisschop/Miller	86*	11-16-1985	@Arizona
8. B. Paysinger/Dixon	85*	9-08-2007	@Michigan
Williams/Clemens	85*	11-01-2003	@Washington
Moore/Fouts	85*	11-06-1971	@Air Force

LONGEST KICKOFF RETURN

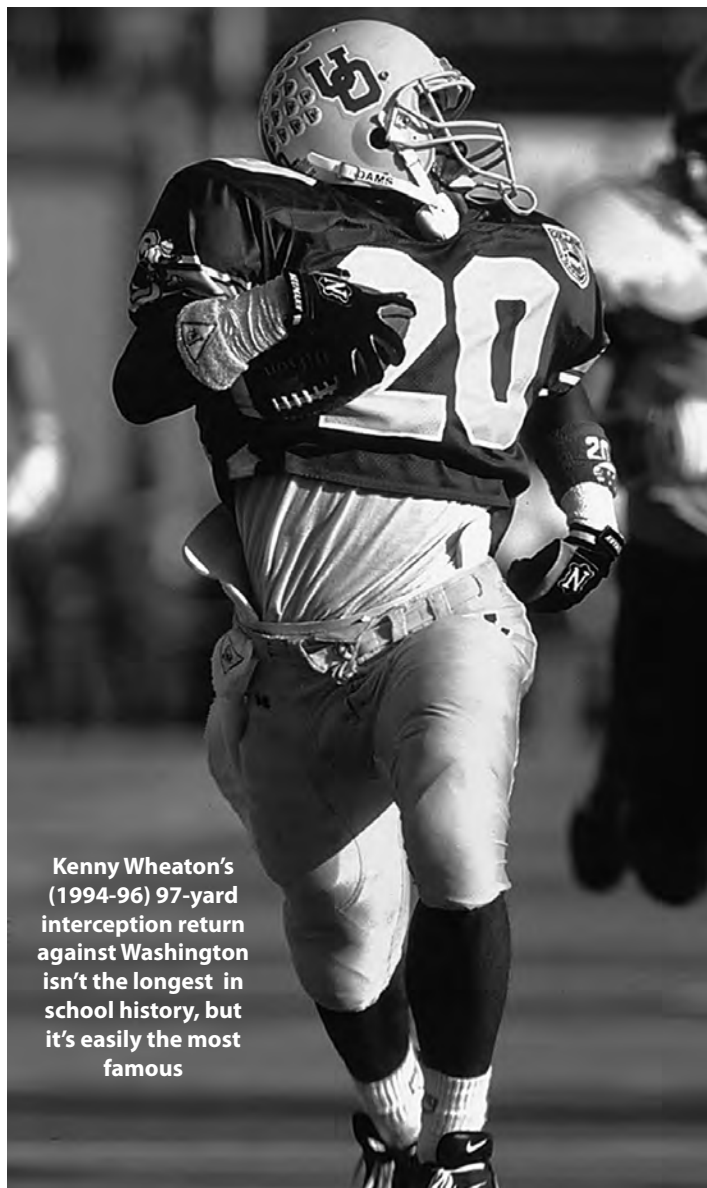
Name	Yds.	Date	Opponent
1. Woodley Lewis	102*	10-15-1949	Colorado
2. Kenjon Barner	100*	10-10-2009	@UCLA
3. Jason Cooper	99*	9-18-1999	Nevada
Chris Oldham	99*	10-08-1988	@USC
5. Jonathan Stewart	97*	11-19-2005	Oregon State
Kenny Washington	97*	11-15-2003	@UCLA
7. De'Anthony Thomas	96	11-19-2011	USC
Onterio Smith	96*	10-20-2001	Stanford
9. Pat Johnson	95*	10-12-1996	@Stanford
10. De'Anthony Thomas	94*	1-03-2013	Kansas State
Mel Renfro	94*	11-04-1961	@Stanford

LONGEST PUNT RETURN

Name	Yds.	Date	Opponent
1. Woodley Lewis	92*	11-14-1949	Oregon State
2. Jay Graybeal	90*	12-04-1937	@Arizona
3. Jairus Byrd	87*	9-13-2008	@Purdue
Ronnie Harris	87*	9-26-1992	UNLV
Bill Bowerman	87*	10-10-1931	@Washington
6. Brian Brown	86*	10-20-1990	Arizona State
7. Keenan Howry	81	10-20-2001	Stanford
8. Kenjon Barner	80*	9-11-2010	@Tennessee
John Kitzmiller	80*	10-19-1929	Idaho
E.C. Latourette	80*	11-13-1909	@Idaho

LONGEST INTERCEPTION RETURN

Name	Yds.	Date	Opponent
1. Ken Klein	99*	10-15-1966	@Air Force
2. Kenny Wheaton	97*	10-22-1994	Washington
Kenny Bryant	97*	9-17-1977	@Texas Christian
4. John Kitzmiller	96*	11-29-1928	UCLA
5. Daryle Smith	94*	10-05-1991	New Mexico State
6. Robert Robinson	92	10-26-1929	@Washington
7. Justin Phinisee	86	10-01-2005	@Stanford
8. Isaac Walker	82*	10-21-1995	Washington State
9. Matt Smith	81*	10-09-1999	@UCLA
10. Steve Kemp	81*	12-20-1990	Arizona State



Kenny Wheaton's (1994-96) 97-yard interception return against Washington isn't the longest in school history, but it's easily the most famous

LONGEST FIELD GOAL (All FG Over 50 Yards)

Name	Yds.	Date	Opponent
1. Jared Siegel	59	10-12-2002	@UCLA
2. Roy Geiger	57	10-29-1977	@Washington State
3. Tommy Thompson	56	10-17-1992	Washington
Steve Buettner	56	11-06-1971	@Air Force
5. Tommy Thompson	54	11-06-1993	@Arizona
6. Jared Siegel	53	10-05-2002	@Arizona
Kirk Dennis	53	10-03-1987	Washington
Dean Otto	53	9-21-1985	Stanford
Fred Moulten	53	10-13-1908	Idaho
10. Matt Evensen	52	10-25-2008	@Arizona State
Jared Siegel	52	9-21-2002	Portland State
Tommy Thompson	52	10-30-1993	Washington State
Tim Wise	52	11-20-1982	Arizona
14. Matt Evensen	51	10-08-2005	@Arizona State
Paul Martinez	51	9-01-2005	@Houston
Jared Siegel	51	10-23-2004	@Stanford
Jared Siegel	51	11-15-2003	@UCLA
Tommy Thompson	51	10-03-1992	Arizona State
Gregg McCallum	51	9-28-1991	USC
Gregg McCallum	51	9-22-1990	@Arizona
Paul Schwabe	51	11-12-1983	@Stanford
Roy Geiger	51	10-22-1977	@Louisiana State
Roy Geiger	51	10-09-1976	@California

ALL-TIME SEASON RECORDS

RUSHING (All 1,000-yard Seasons)

Name	Year	TC	YG	Net	Avg.	TD	Yds/G
1. LaMichael James	2011	247	1870	1805	7.31	18	150.4
2. Kenjon Barner	2012	278	1849	1767	6.36	21	135.9
3. LaMichael James	2010	294	1840	1731	5.89	21	144.2
4. Jonathan Stewart	2007	280	1798	1722	6.15	11	132.5
5. LaMichael James	2009	230	1608	1546	6.72	14	118.9
6. Saladin McCullough	1997	267	1411	1343	5.03	9	111.9
7. Reuben Droughns	1999	277	1307	1234	4.45	9	112.2
8. Bobby Moore	1971	249	1295	1211	4.86	7	121.1
9. Derek Loville	1988	265	1256	1202	4.53	13	100.2
10. Jeremiah Johnson	2008	168	1252	1201	7.15	13	92.4
11. Maurice Morris	2000	286	1313	1188	4.20	8	99.0
12. Terrence Whitehead	2004	200	1164	1144	5.70	6	104.0
13. Onterrio Smith	2002	244	1169	1141	4.68	12	114.1
14. Onterrio Smith	2001	175	1088	1058	6.05	7	88.2
15. Maurice Morris	2001	180	1102	1049	5.83	9	95.4
16. Ricky Whittle	1995	260	1134	1021	3.93	12	85.1
17. Tony Cherry	1985	211	1048	1006	4.77	9	100.6
18. LeGarrette Blount	2008	137	1038	1002	7.31	17	77.1
Don Reynolds	1973	226	1045	1002	4.43	6	91.1

PASSING

Name	Year	PA	PC	PI	Pct.	TD	Yards
1. Akili Smith	1998	371	215	8	.580	32	3763
2. Danny O'Neil	1993	360	223	15	.619	22	3224
3. Bill Musgrave	1989	401	231	16	.576	22	3081
4. Joey Harrington	2000	405	214	14	.528	22	2967
5. Darron Thomas	2010	361	222	9	.615	30	2881
6. Joey Harrington	2001	364	214	6	.588	27	2764
7. Darron Thomas	2011	339	211	7	.622	33	2761
8. Jason Fife	2002	367	190	10	.518	24	2752
9. Marcus Mariota	2012	336	230	6	.685	32	2677
10. Bill Musgrave	1990	348	202	12	.575	17	2611

TOTAL OFFENSE

Name	Year	Plays	Rush	Pass	TD	Total
1. Akili Smith	1998	453	184	3763	36	3947
2. Marcus Mariota	2012	442	752	2677	36	3429
3. Darron Thomas	2010	454	486	2881	35	3367
4. Joey Harrington	2000	471	124	2967	29	3091
5. Danny O'Neil	1993	457	-137	3224	23	3087
6. Bill Musgrave	1989	446	-79	3081	23	3002
7. Darron Thomas	2011	395	206	2761	36	2967
8. Tony Graziani	1995	507	236	2604	17	2840
9. Joey Harrington	2001	419	56	2764	33	2820
10. Jason Fife	2002	443	67	2752	27	2819

PASS RECEPTIONS

Name	Year	PC	YG	Avg.	TD
1. Jeff Maehl	2010	77	1076	14.0	12
Samie Parker	2003	77	1088	14.1	7
3. Jaison Williams	2006	68	984	14.5	6
4. Bob Newland	1970	67	1123	16.6	7
5. Cristin McLemore	1995	64	1036	16.2	4
Demetrius Williams	2005	59	1059	17.9	10
7. Damon Griffin	1998	58	1038	17.9	7
8. Tony Hartley	1999	56	881	15.7	3
9. Jaison Williams	2007	55	844	15.3	8
Pat Johnson	1997	55	1072	19.5	8
Ricky Whittle	1995	55	437	7.9	1

RECEIVING YARDAGE

Name	Year	PC	YG	Avg.	TD
1. Bob Newland	1970	67	1123	16.6	7
2. Samie Parker	2003	77	1088	14.1	7
3. Jeff Maehl	2010	77	1076	14.0	12
4. Pat Johnson	1997	55	1072	19.5	8
5. Demetrius Williams	2005	55	1059	17.9	10
6. Damon Griffin	1998	58	1038	17.9	7
7. Cristin McLemore	1995	64	1036	16.2	4
8. Tony Hartley	1998	48	1015	21.1	10
9. Jaison Williams	2006	68	984	14.5	6
10. Demetrius Williams	2003	51	935	18.3	8

ALL-PURPOSE YARDS

Name	Year	Rush	Rec	KR	PR	Total
1. Jonathan Stewart	2007	1722	145	614	0	2481
2. De'Anthony Thomas	2011	595	605	983	52	2235
3. LaMichael James	2011	1805	210	21	139	2175
4. Kenjon Barner	2012	1767	256	0	0	2023
5. Saladin McCullough	1997	1343	160	441	0	1944
6. LaMichael James	2010	1731	208	0	-2	1937
7. Ricky Whittle	1995	1021	437	477	0	1935
8. Pat Johnson	1997	-6	1072	516	249	1831
9. Jonathan Stewart	2006	981	144	646	0	1771
10. De'Anthony Thomas	2012	701	445	389	222	1757
LaMichael James	2009	1546	168	43	0	1757

SCORING

Name	Year	TD	1-PT	2-PT	FG	PTS
1. LaMichael James	2010	24	0-0	0	0-0	144
2. Kenjon Barner	2012	23	0-0	0	0-0	138
3. LaMichael James	2011	20	0-0	0	0-0	120
4. Nathan Villegas	1998	0	57-57	0	20-22	117
5. De'Anthony Thomas	2011	18	0-0	1	0-0	110
6. Jared Siegel	2002	0	49-50	0	20-24	109
Gregg McCallum	1989	0	37-37	0	24-32	109
8. De'Anthony Thomas	2012	18	0-0	0	0-0	108
9. Morgan Flint	2009	0	54-54	1	16-19	104
LeGarrette Blount	2008	17	0-0	1	0-0	104

FIELD GOALS

Name	Year	FG	Att.
1. Gregg McCallum	1989	24	32
2. Tommy Thompson	1992	21	34
3. Jared Siegel	2002	20	24
Nathan Villegas	1998	20	22
5. Paul Martinez	2005	19	24
6. Kirk Dennis	1988	17	32
7. Morgan Flint	2009	16	19
Matt Evensen	2007	16	20
Joshua Smith	1995	16	24
Tommy Thompson	1993	16	21

FIELD GOAL PERCENTAGE

Name	Year	Pct	FG-FGA
1. Matt MacLeod	1985	1.000	8-8
2. Nathan Villegas	1998	.909	20-22
3. Morgan Flint	2009	.842	16-19
4. Jared Siegel	2002	.833	20-24
Gregg McCallum	1990	.833	15-18
6. Matt Evensen	2007	.800	16-20
7. Paul Martinez	2005	.792	19-24
8. Josh Frankel	1999	.786	11-14
9. Morgan Flint	2008	.778	7-9
10. Rob Beard	2010	.769	10-13

PUNTING AVERAGE

Name	Year	Avg.	No.
1. Josh Bidwell	1998	46.0	51
2. Jackson Rice	2011	45.9	48
3. Mike Preacher	1986	43.7	49
4. Mike Preacher	1984	43.0	57
5. Len Isberg	1940	42.8	39
6. Josh Syria	2008	42.5	53
7. Jackson Rice	2010	42.3	40
8. Jose Arroyo	2002	42.2	77
Alan Pitcaithley	1969	42.2	28
10. Josh Syria	2007	41.7	71
Kurtis Doerr	1999	41.7	59

PUNT RETURN YARDS

Name	Year	Yards	Avg.	No.
1. Cliff Harris	2010	546	18.8	29
2. Michael Fletcher	1998	532	11.6	46
3. Ronnie Harris	1992	517	11.2	46
4. Jake Leicht	1947	480	13.7	35
5. Keenan Howry	2001	469	13.4	35
6. Keenan Howry	2002	458	14.3	32
7. Tommy Roblin	1941	429	14.3	30
8. Terry Obee	1987	410	12.1	34
9. Terry Obee	1988	409	9.7	42
10. Michael Fletcher	1999	390	9.8	40

PUNT RETURN AVERAGE (Minimum 9 Returns)

Name	Years	Avg.	Ret.-Yds.
1. Cliff Harris	2010	18.8	29-546
2. Jim Shanley	1956	17.6	10-176
3. De'Anthony Thomas 2012		17.1	13-222
4. Leroy Phelps	1956	17.0	12-204
5. Justin Phinisee	2004	15.4	17-261
6. Walter Thurmond III	2009	15.0	11-165
7. Keenan Howry	2002	14.3	32-458
Tommy Roblin	1941	14.3	30-429
9. Jake Leicht	1945	14.0	23-322
10. Jake Leicht	1947	13.7	35-480

KICKOFF RETURN YARDS

Name	Year	Yards	Avg.	No.
1. Kenjon Barner	2009	1020	24.9	41
2. De'Anthony Thomas 2011		983	27.3	36
3. Chris Oldham	1988	765	29.4	26
4. Tony Cherry	1984	751	25.9	29
5. Steve Brown	1981	694	26.6	26
6. Derek Loville	1986	686	20.8	33
7. Steve Brown	1982	672	23.2	29
8. Jonathan Stewart	2006	646	28.1	23
9. Dwight Robertson	1979	632	25.2	25
10. Allan Amundson	2000	615	23.6	23

KICKOFF RETURN AVERAGE (Minimum 9 Returns)

Name	Year	Avg.	Ret.-Yds.
1. Woodley Lewis	1949	43.2	9-389
2. Jonathan Stewart	2005	33.7	12-404
3. Ricky Whittle	1994	33.4	9-301
4. Sean Burwell	1993	31.1	9-280
5. Jim Shanley	1957	30.9	10-309
6. Pat Johnson	1996	30.7	12-368
7. Chris Oldham	1988	29.4	26-764
8. Pat Johnson	1997	28.9	16-462
9. Jonathan Stewart	2006	28.1	23-646
10. Michael McClellan	1990	28.1	14-393

INTERCEPTIONS

Name	Year	Int.	Yards
1. George Shaw	1951	13	136
2. Jake Leicht	1945	10	202
3. Steve Smith	2001	9	139
4. Chris Oldham	1989	8	35
Woodley Lewis	1949	8	127
6. Jairus Byrd	2007	7	31
Aaron Gipson	2005	7	117
Herman O'Berry	1992	7	21
Ed Hulbert	1986	7	48
Bill Drake	1971	7	112

TACKLES (Since 1969)

Name	Year	Total	UT-AT
1. Tom Graham	1969	206	105-101
2. Bruce Beekley	1978	190	100-90
3. Steve Rennie	1971	184	103-81
4. Bruce Beekley	1977	170	123-47
5. Tom Graham	1970	154	103-51
6. Willie Blasher	1978	147	98-49
7. Chris Cosgrove	1979	140	89-51
8. Mark Kearns	1989	131	100-31
Darrell Mehl	1974	131	85-46
10. Willie Blasher	1977	129	91-38
Steve Donnelly	1974	129	84-45

QUARTERBACK SACKS (Since 1980)

Name	Year	No.
1. Nick Reed	2008	13.0
Ernest Jones	1993	13.0
3. Nick Reed	2007	12.0
Mike Walter	1982	12.0
5. Kenny Rowe	2009	11.5
Devan Long	2003	11.5
7. Anthony Trucks	2005	11.0
Saul Patu	2000	11.0
Ernest Jones	1992	11.0
10. Peter Brantley	1989	10.5

TACKLES FOR LOSS (Since 1971)

Name	Year	No.
1. Kevin Mitchell	2001	23.0
2. Nick Reed	2007	22.5
3. Andy Vorbora	1980	22.0
4. Nick Reed	2008	20.0
Saul Patu	2000	20.0
Reggie Jordan	1996	20.0
Ernest Jones	1993	20.0
8. Jeff Cummins	1992	18.0
Mike Walter	1982	18.0
10. Will Tukuafu	2008	17.5

PASSES BROKEN UP (Since 1971)

Name	Year	No.
1. Steve Smith	2001	28
2. Steve Smith	2000	22
Rashad Bauman	2000	22
4. Alex Molden	1992	19
Alex Molden	1994	19
Steve Brown	1982	19
7. Walter Thurmond III	2007	18
8. Cliff Harris	2010	17
9. Ifo Ekpre-Olomu 2012	2012	16
Rashad Bauman	2001	16

ALL-TIME CAREER RECORDS

RUSHING

Name	Years	TC	YG	Net	Avg.	TD	Yds/G
1. LaMichael James	2009-11	771	5318	5082	6.6	53	137.4
2. Kenjon Barner	2009-12	582	3779	3623	6.2	41	73.9
3. Derek Loville	1986-89	811	3444	3296	4.0	41	73.2
4. Jonathan Stewart	2005-07	516	3037	2891	5.6	27	80.3
5. Terrence Whitehead	2002-05	612	2981	2832	4.6	18	62.9
6. Sean Burwell	1990-93	668	2940	2758	4.1	21	67.3
7. Ricky Whittle	1992-95	590	2747	2545	4.3	22	57.8
8. Jeremiah Johnson	2005-08	349	2433	2336	6.7	30	58.4
9. Bobby Moore	1969-71	474	2492	2306	4.0	22	74.4
10. Maurice Morris	2000-01	466	2415	2237	4.8	17	97.3

PASSING

Name	Years	PA	PC	PI	Pct.	TD	Yards
1. Bill Musgrave	1987-90	1104	634	40	.574	60	8343
2. Danny O'Neil	1991-94	1132	636	37	.562	62	8301
3. Kellen Clemens	2002-05	1005	613	24	.609	61	7555
4. Joey Harrington	1998-01	928	512	23	.552	59	6911
5. Chris Miller	1983-86	1015	560	39	.552	42	6681
6. Dan Fouts	1970-72	956	482	54	.504	37	5995
7. Darron Thomas	2008-11	733	449	17	.613	66	5910
8. Akili Smith	1997-98	571	323	15	.566	45	5148
9. Dennis Dixon	2004-07	695	444	21	.639	38	5129
10. Tony Graziani	1993-96	670	362	18	.540	25	4498

TOTAL OFFENSE

Name	Years	Plays	Rush	Pass	Total	TD
1. Bill Musgrave	1987-90	1275	-203	8343	8140	64
2. Danny O'Neil	1991-94	1449	-177	8301	8124	67
3. Kellen Clemens	2002-05	1278	535	7555	8090	67
4. Joey Harrington	1998-01	1073	210	6911	7121	77
5. Chris Miller	1983-86	1195	160	6681	6841	49
6. Darron Thomas	2008-11	895	719	5910	6629	75
7. Dennis Dixon	2004-07	953	1208	5129	6337	50
8. Dan Fouts	1970-72	1123	-124	5995	5871	41
9. Akili Smith	1997-98	742	367	5148	5515	51
10. Jeremiah Masoli	2008-09	792	1386	3891	5277	51

PASS RECEPTIONS

Name	Years	PC	YG	Avg.	TD
1. Jeff Maehl	2007-10	178	2311	13.0	24
Samie Parker	2000-03	178	2761	15.5	19
3. Jaison Williams	2005-08	174	2546	14.6	21
4. Keenan Howry	1999-02	173	2698	15.6	24
5. Demetrius Williams	2002-05	162	2660	16.4	20
Cristin McLemore	1992-95	162	2498	15.4	24
7. Tony Hartley	1996-99	160	2744	17.2	22
8. Bobby Moore	1969-71	131	1565	11.9	18
9. Bob Newland	1968-70	125	1941	13.5	13
10. Ed Dickson	2006-09	124	1557	12.6	12

RECEIVING YARDAGE

Name	Years	PC	YG	Avg.	TD
1. Samie Parker	2000-03	178	2761	15.5	19
2. Tony Hartley	1996-99	160	2744	17.2	22
3. Keenan Howry	1999-02	173	2698	15.6	24
4. Demetrius Williams	2002-05	162	2660	16.4	20
5. Jaison Williams	2005-08	174	2546	14.6	21
6. Cristin McLemore	1992-95	162	2498	15.4	24
7. Jeff Maehl	2007-10	178	2311	13.0	24
8. Terry Obee	1986-89	122	2233	18.3	16
9. Lew Barnes	1983-85	117	2048	17.5	18
10. Bob Newland	1968-70	125	1941	13.5	13

ALL-PURPOSE YARDS

Name	Years	Rush	Rec	KR	PR	Total
1. LaMichael James	2009-11	5082	586	64	137	5869
2. Kenjon Barner	2009-12	3623	591	1371	263	5848
3. Derek Loville	1986-89	3296	744	1183	0	5223
4. Sean Burwell	1990-93	2758	1033	1181	0	4972
5. Jonathan Stewart	2005-07	2891	334	1664	0	4889
6. Ricky Whittle	1992-95	2545	838	1105	0	4488
7. Terrence Whitehead	2002-05	2832	1239	211	53	4335
8. Keenan Howry	1999-02	150	2698	45	1221	4114
9. De'Anthony Thomas 2011-		1296	1050	1372	274	3992
10. Bobby Moore	1969-71	2306	1565	27	0	3898

SCORING

Name	Years	TD	1-PAT	2-PAT	FG	Pts.
1. LaMichael James	2009-11	58	0-0	0	0-0	348
2. Jared Siegel	2001-04	0	176-180	0	49-69	323
3. Kenjon Barner	2009-12	50	0-0	0	0-0	300
3. Derek Loville	1986-89	45	0-0	1	0-0	272
4. Gregg McCallum	1988-91	0	91-92	0	45-62	226
Bobby Moore	1969-71	36	0-0	5	0-0	226
6. De'Anthony Thomas 2011-		36	0-0	1	0-0	218
7. Joshua Smith	1995-97	0	98-105	0	36-54	206
8. Matt Evensen	2005-08	0	106-108	1	32-50	204
9. Jonathan Stewart	2005-07	33	0-0	0	0-0	198
10. Jeremiah Johnson	2005-08	31	0-0	1	0-0	188

FIELD GOALS

Name	Years	FG	Att.
1. Jared Siegel	2001-04	49	69
2. Gregg McCallum	1989-91	45	62
3. Tommy Thompson	1990-93	37	55
4. Joshua Smith	1995-97	36	54
5. Paul Martinez	2003-06	34	46
6. Nathan Villegas	1998-99	33	40
7. Matt Evensen	2005-08	32	50
Kirk Dennis	1987-88	32	54
Matt MacLeod	1984-86	32	43
10. Josh Frankel	1996-00	26	41

FIELD GOAL PERCENTAGE (Minimum 10 attempts)

Name	Years	Pct.	FG-FGA
1. Nathan Villegas	1998-99	.825	33-40
2. Morgan Flint	2006-09	.821	23-28
3. Matt MacLeod	1984-86	.744	32-43
4. Paul Martinez	2003-06	.739	34-46
5. Gregg McCallum	1989-91	.726	45-62
6. Jared Siegel	2001-04	.710	49-69
7. Roy Geiger	1976-77	.676	23-34
8. Tommy Thompson	1990-93	.672	37-55
9. Joshua Smith	1995-97	.667	36-54
Rob Beard	2009-12	.667	16-24

PUNTING AVERAGE

Name	Years	Avg.	No.-Yds.
1. Mike Preacher	1984-86	42.95	166-7129
2. Len Isberg	1940	42.82	39-1670
3. Josh Syria	2007-08	42.05	124-5214
4. Jackson Rice	2009-12	42.02	200-8404
5. Kurtis Doerr	1999-00	41.17	127-5228
6. Josh Bidwell	1995-98	40.83	229-9350
7. Jose Arroyo	2001-02	40.65	139-5650
8. Kevin Hicks	1982-83	40.43	153-6186
9. Curt Mecham	1941	40.41	61-2465
10. Tom Blanchard	1967-70	40.33	94-3791

PUNT RETURN YARDAGE

Name	Years	Yards	Avg.	No.
1. Keenan Howry	1999-02	1221	11.7	104
2. Terry Obee	1986-89	1182	9.5	124
3. Michael Fletcher	1996-99	1084	10.5	105
4. Jake Leicht	1945-47	980	14.1	69
5. Eugene Young	1980-82	802	9.8	82
6. Pat Johnson	1994-97	798	8.9	89
7. Brian Brown	1990-93	698	7.6	92
8. Cliff Harris	2009-11	614	16.2	38
9. Justin Phinisee	2002-05	609	12.2	50
10. Lew Barnes	1983-85	605	9.9	61

PUNT RETURN AVERAGE

Name	Years	Avg.	Ret.-Yds.
1. De'Anthony Thomas 2011-		17.1	16-274
2. Cliff Harris	2009-11	16.2	38-614
3. Walter Thurmond III	2006-09	15.0	11-165
4. Cliff Hicks	1985-87	14.7	18-265
5. Jake Leicht	1945-47	14.2	69-980
6. Jim Shanley	1955-57	14.0	25-350
7. Leroy Phelps	1955-57	13.4	19-255
8. Mel Renfro	1961-63	12.9	10-129
9. Willie West	1957-59	12.6	19-240
10. Justin Phinisee	2002-05	12.2	50-609

KICKOFF RETURN YARDAGE

Name	Year	Yards	Avg.	No.
1. Steve Brown	1979-82	1868	23.9	78
2. Allan Amundson	1999-02	1680	23.3	72
3. Jonathan Stewart	2005-07	1664	28.7	58
4. De'Anthony Thomas 2011-		1372	26.4	52
5. Kenjon Barner	2009-12	1371	22.5	61
6. Chris Oldham	1987-89	1284	27.9	45
7. Dwight Robertson	1978-80	1262	25.2	50
8. Derek Loville	1986-89	1183	20.4	58
9. Sean Burwell	1990-93	1181	24.6	48
10. Kenny Washington	2000-04	1131	22.2	51

KICKOFF RETURN AVERAGE

Name	Years	Avg.	Ret.-Yds.
1. Woodley Lewis	1948-49	34.1	16-546
2. Jonathan Stewart	2005-07	28.7	53-1664
3. Michael McClellan	1988-90	28.1	16-449
4. Chris Oldham	1987-89	27.9	46-1284
5. Pat Johnson	1994-97	27.4	40-1095
Doug Judge	1983-84	27.4	12-329
7. Onterio Smith	2001-02	26.7	20-534
Mel Renfro	1961-63	26.7	23-613
9. De'Anthony Thomas 2011-		26.4	52-1372
10. Ricky Whittle	1992-95	26.3	42-1104
11. Walter Thurmond III	2006-09	25.8	33-850

INTERCEPTIONS

Name	Years	Int.	Yds.
1. George Shaw	1951-54	18	227
2. Jake Leicht	1945-47	17	298
3. Jairus Byrd	2006-08	17	113
4. Chris Oldham	1987-89	15	178
5. Bill Drake	1969-71	14	217
6. Aaron Gipson	2002-05	13	156
Steve Smith	1998-01	13	178
Mario Clark	1972-75	13	64
9. Walter Thurmond III	2006-09	12	169
Rashad Bauman	1997-01	12	293
Eric Castle	1989-92	12	165
Steve Donnelly	1972-74	12	153

TACKLES (Since 1969)

Name	Years	Total	UT-AT
1. Tom Graham	1969-71	433	242-191
2. Bruce Beekley	1976-78	429	273-156
3. Joe Farwell	1989-92	393	215-178
4. Patrick Chung	2005-08	384	236-148
5. Darrell Mehl	1973-76	373	243-130
6. Kevin Mitchell	2000-03	366	202-164
7. Chris Cosgrove	1978-82	354	247-107
8. Chad Cota	1991-94	336	224-112
Steve Rennie	1969-71	336	190-146
10. Mark Kearns	1986-89	334	236-98

QUARTERBACK SACKS (Since 1980)

Name	Years	Total	By Season
1. Nick Reed	2005-08	29.5	(1-3.5-12-13)
2. Ernest Jones	1990-93	29.0	(1-4-11-13)
3. Saul Patu	1997-00	26.5	(3-5-7.5-11)
4. Devan Long	2002-05	24.5	(.5-11.5-7.5-5)
5. Kenny Rowe	2007-10	23.5	(5-0-11.5-7)
Matt LaBounty	1988-91	23.5	(4-6.5-10-3)
7. Reggie Jordan	1993-96	19.0	(0-7-7-5)
Matt Brock	1985-88	19.0	(3-2-6-8)
Steve Baack	1981-83	19.0	(5-8-6)
10. Anthony Trucks	2002-05	18.0	(0-5-6.5-11)

TACKLES FOR LOSS (Since 1971)

Name	Years	Total	By Season
1. Saul Patu	1997-00	53.0	(5-12-16-20)
2. Nick Reed	2005-08	51.5	(3-6-22.5-20)
3. Devan Long	2002-05	48.0	(1.5-16.5-15-15)
4. Kevin Mitchell	2000-03	44.0	(4-23-10.5-6.5)
5. Ernest Jones	1990-93	43.0	(2-5-16-20)
6. Matt LaBounty	1988-91	41.0	(6-13-17-5)
7. Reggie Jordan	1993-96	40.0	(1-10-9-20)
8. Kenny Rowe	2007-10	37.5	(6-0-15-16.5)
9. Romeo Bandison	1990-93	35.0	(2-9-14-10)
10. Will Tukuafu	2007-09	32.5	(8.5-17.5-6.5)

PASSES BROKEN UP (Since 1971)

Name	Years	Total	By Season
1. Alex Molden	1992-95	60	(19-11-19-11)
2. Steve Smith	1998-01	56	(3-3-22-28)
3. Rashad Bauman	1997-01	55	(6-11-0-22-16)
4. Walter Thurmond III	2006-09	37	(9-18-8-2)
5. Jairus Byrd	2006-08	36	(7-15-14)
6. Cliff Harris	2009-11	30	(8-17-5)
7. Kenny Wheaton	1994-96	28	(7-6-15)
8. Keith Lewis	2000-03	26	(1-9-6-10)
9. Steven Moore	2001-03	25	(3-15-7)
Steve Brown	1979-82	25	(1-4-1-19)
11. Ifo Ekpere-Olomu 2011-		24	(8-16)
Anthony Newman	1984-87	24	(0-8-5-11)

INDIVIDUAL RECORDS SUMMARY

SCORING

Most Points Scored

Game: 60, Charles Taylor vs. Puget Sound, 10-22-1910
Modern: 30, Kenjon Barner at USC, 11-3-2012; vs. New Mexico, 9-4-2010; Saladin McCullough vs. Arizona, 11-9-1996
Season: 144, LaMichael James, 2010
Career: 348, LaMichael James, 2009-11

Most Touchdowns

Game: 10, Charles Taylor vs. Puget Sound, 10-22-1910
Modern: 5, Kenjon Barner at USC, 11-3-2012; vs. New Mexico, 9-4-2010; Saladin McCullough vs. Arizona, 11-9-1996
Season: 24, LaMichael James, 2010
Career: 58, LaMichael James, 2009-11

Most Total Points Accounted For

Game: 60, Charles Taylor vs. Puget Sound, 10-22-1910
Modern: **36, Marcus Mariota at California, 11-10-2012**
 Darron Thomas vs. Nevada, 9-10-2011
 Jeremiah Masoli at Arizona, 11-21-2009
 Kellen Clemens at Washington State, 10-9-2004
 Joey Harrington vs. Arizona State, 11-3-2001
 Joey Harrington at Arizona State, 10-28-2000
 Danny O'Neil at Stanford, 11-12-1994
Season: **228, Marcus Mariota, 2012 (192 pass, 30 rush, 6 rec)**
Career: 472, Joey Harrington, 1998-2001 (354 pass, 108 rush, 6 rec, 4 PAT)

RUSHING

Attempts

Game: 45, Reuben Droughns vs. Arizona, 10-23-1999
Season: 294, LaMichael James, 2010
Career: 811, Derek Loville, 1986-89

Net Yards

Game: 321, Kenjon Barner at USC, 11-3-2012
Season: 1805, LaMichael James, 2011
Career: 5082, LaMichael James, 2009-11

Average Per Carry

Game: **77.5, De'Anthony Thomas (2-155) vs. Wisconsin, 1-2-2011**
Season: 8.1, Don Reynolds, 1972
Career: 6.8, LeGarrette Blount, 2008-09

Most Touchdowns

Game: 10, Charles Taylor vs. Puget Sound, 10-22-1910
Modern: 5, Kenjon Barner at USC, 11-3-2012; Saladin McCullough vs. Arizona, 11-9-1996
Season: 21, Kenjon Barner, 2012; LaMichael James, 2010
Career: 53, LaMichael James, 2009-11

Most 100-Yard Games

Season: 9, LaMichael James, 2010
 LaMichael James, 2009
 Jonathan Stewart, 2007
 Saladin McCullough, 1997
Career: 26, LaMichael James, 2009-11

Most Consecutive 100-Yard Games

Season: 7, LaMichael James, 2009
 Onterrio Smith, 2002

RECEIVING

Receptions

Game: 16, Samie Parker vs. Minnesota, 12-31-2003
Season: 77, Jeff Maehl, 2010
 Samie Parker, 2003

Career: 178, Jeff Maehl, 2007-10
 Samie Parker, 2000-03

Receiving Yards

Game: 242, Tony Hartley vs. Washington, 11-7-1998
Season: 1123, Bob Newland, 1970
Career: 2761, Samie Parker, 2000-03

Touchdown Receptions

Game: 4, Keenan Howry vs. Arizona State, 11-3-2001
Season: 12, Jeff Maehl, 2010
Career: 24, Jeff Maehl, 2007-10
 Keenan Howry, 1999-02
 Cristin McLemore, 1992-95

Most 100-Yard Games

Season: 5, Jaison Williams, 2006
 Damon Griffin, 1998
 Pat Johnson, 1997
Career: 11, Demetrius Williams, 2002-05

TOTAL OFFENSE

Most Plays

Game: 74, Danny O'Neil vs. Penn State, 1-2-1995
Season: 507, Tony Graziani, 1995
Career: 1449, Danny O'Neil, 1991-94

Most Yards

Game: 498, Bill Musgrave vs. Brigham Young, 11-4-1989
Season: 3947, Akili Smith, 1998
Career: 8140, Bill Musgrave, 1987-90

Average Yards Per Play

Season: **10.82, De'Anthony Thomas, 2011**
Career: **8.82, De'Anthony Thomas, 2011-12**

Most Touchdowns

Game: 10, Charles Taylor vs. Puget Sound, 10-22-1910
Modern: **6, Marcus Mariota at California, 11-10-2012 (6 pass)**
 Darron Thomas vs. Nevada, 9-10-2011 (6 pass)
 Jeremiah Masoli at Arizona, 11-21-2009 (3 pass, 3 rush)
 Kellen Clemens at Washington St., 10-9-2004 (3 pass, 3 rush)
 Joey Harrington vs. Arizona State, 11-3-2001 (6 pass)
 Joey Harrington at Arizona State, 10-28-2000 (6 pass)
 Danny O'Neil at Stanford, 11-12-1994 (6 pass)
Season: **37, Marcus Mariota, 2012 (32 pass, 5 rush)**
Career: 77, Joey Harrington, 1998-01 (59 pass, 18 rush)

PASSING

Attempts

Game: 61, Danny O'Neil vs. Penn State, 1-2-1995
Season: 426, Tony Graziani, 1995
Career: 1132, Danny O'Neil, 1991-94

Completions

Game: 41, Danny O'Neil vs. Penn State, 1-2-1995
Season: 231, Bill Musgrave, 1989
Career: 636, Danny O'Neil, 1991-94

Highest Completion Percentage

Game: .882 (15-17), Kellen Clemens vs. Stanford, 10-25-2003
Season: .758 (25-33) Nate Costa, 2010
Career: **.685 (230-336) Marcus Mariota, 2012-**

Yards**Game:** 489, Bill Musgrave vs. Brigham Young, 11-4-1989**Season:** 3763, Akili Smith, 1998**Career:** 8343, Bill Musgrave, 1987-90**Yards Per Completion****Season:** 17.5 (3763-215), Akili Smith, 1998**Career:** 16.5 (1783-108), Eric Olson, 1966-68**Yards Per Attempt****Season:** 10.1 (3763-371), Akili Smith, 1998**Career:** 9.0 (5148-571), Akili Smith, 1997-98**Most Touchdown Passes****Game:** **6, Marcus Mariota at California, 11-10-2012**

Darron Thomas vs. Nevada, 9-10-2011;

Joey Harrington vs. Arizona State, 11-3-2001;

Joey Harrington at Arizona State, 10-28-2000 (ot);

Danny O'Neil vs. Stanford, 11-12-1994

Season: 33, Darron Thomas, 2011**Career:** 66, Darron Thomas, 2008-11**Passing Efficiency****Game:** 303.1, Darron Thomas vs. Nevada, 9-10-2011**Season:** 167.3, Akili Smith, 1998**Career:** **163.2, Marcus Mariota, 2012-****Most Passes Intercepted****Game:** 6, Danny O'Neil vs. Washington, 10-23-1993

George Shaw vs. Washington, 10-18-1952

Season: 24, Dan Fouts, 1970**Career:** 54, Dan Fouts, 1970-72**Most Consecutive Passes Without An Interception****Season:** 178, Kellen Clemens, 2004**Career:** 178, Kellen Clemens, 2002-05**PUNTING****Most Punts****Game:** 12, Josh Syria at UCLA, 11-24-2007**Season:** 81, Kevin Hicks, 1982**Career:** 229, Josh Bidwell, 1995-98**Highest Punting Average****Game:** 54.0 (4 punts), Jackson Rice at Colorado, 10-22-2011**Season:** 46.0 (51 punts), Josh Bidwell, 1998**Career:** 42.8 (39 punts), Len Isberg, 1940**PUNT RETURNS****Most Returns****Game:** 9, Harvey Winn vs. Arizona, 9-16-1972**Season:** 46, Michael Fletcher, 1998

Ronnie Harris, 1992

Career: 124, Terry Obee, 1986-89**Most Yards****Game:** 186, Keenan Howry vs. Stanford, 10-20-2001**Season:** 546, Cliff Harris, 2010**Career:** 1221, Keenan Howry, 1999-02**Highest Average****Season:** 18.8 (29 att.), Cliff Harris, 2010**Career:** **17.1 (16 att.), De'Anthony Thomas, 2011-****Most Touchdowns****Game:** 2, Cliff Harris, 2010**Season:** 4, Cliff Harris, 2010**Career:** 4, Cliff Harris, 2009-11
Keenan Howry, 1999-02**KICKOFF RETURNS****Most Returns****Game:** 9, Kenjon Barner at Stanford, 11-7-2009**Season:** 41, Kenjon Barner, 2009**Career:** 78, Steve Brown, 1979-82**Most Yards****Game:** 240, Tony Cherry vs. Washington State, 10-27-1984**Season:** 1020, Kenjon Barner, 2009**Career:** 1868, Steve Brown, 1979-82**Highest Average****Season:** 43.2 (9 att.), Woodley Lewis, 1949**Career:** 34.1 (16 att.), Woodley Lewis, 1948-49**Most Touchdowns****Season:** **2, De'Anthony Thomas, 2011**

Jonathan Stewart, 2005

Career: **3, De'Anthony Thomas, 2011-****ALL-PURPOSE****Attempts****Game:** 45, Reuben Droughns at Arizona, 10-23-1999**Season:** 334, Ricky Whittle, 1995**Career:** 964, Derek Loville, 1986-89**Most Yards****Game:** 363, LaMichael James at Arizona, 9-24-2011**Season:** 2481, Jonathan Stewart, 2007**Career:** 5869, LaMichael James, 2009-11**INTERCEPTIONS****Most Interceptions****Game:** 3, several (last by Steve Smith vs. Colorado, 1-1-2002)**Season:** 13, George Shaw, 1951**Career:** 18, George Shaw, 1951-54**Most Yards Returned****Game:** 126, Ken Klein at Air Force, 10-15-1966**Season:** 206, Justin Phinisee, 2005**Career:** 380, Kenny Wheaton, 1994-96**Most Touchdowns****Season:** **2, Avery Patterson, 2012****Boseko Lokombo, 2011**

Chris Solomona, 2004

Eric Castle, 1991

Dave Piper, 1971

Career: 3, Walter Thurmond III, 2006-09

Rashad Bauman, 1997-01

Kenny Wheaton, 1994-96

KICKING**Most Consecutive Kicks Made (PATs & FG)****Game:** **11, Eric Solis vs. New Mexico, 9-4-2010;** Rob Beard vs. Portland State, 9-18-2010; Morgan Flint at Oregon State, 11-29-2008**Season:** 54, Jared Siegel, 2002; Nathan Villegas, 1998**Career:** 54, Jared Siegel, 2002; Nathan Villegas, 1998

Most PATs Made**Game:** 14, Charles Taylor vs. Puget Sound, 10-22-1910**Modern:** 10, Rob Beard vs. Colorado, 10-27-2012**Season:** **77, Alejandro Maldonado, 2011****Career:** 176, Jared Siegel, 2001-04**Most PAT Attempts****Season:** **78, Alejandro Maldonado, 2011****Career:** 180, Jared Siegel, 2001-04**Best PAT Percentage****Season:** 1.000 (57-57), Nathan Villegas, 1998

(54-54), Morgan Flint, 2009

(52-52), Matt Evensen, 2007

(45-45), Jared Siegel, 2003

(28-28), Morgan Flint, 2008

Career: 1.000 (82-82), Morgan Flint, 2006-09**Most Consecutive PATs****Season:** 59, Rob Beard, 2010**Career:** 98, Jared Siegel, 2002-04**Most Field Goals Made****Game:** 6, Paul Martinez vs. Montana, 9-10-2005**Season:** 24, Gregg McCallum, 1989**Career:** 49, Jared Siegel, 2001-04**Most Field Goals Attempted****Game:** 6, Paul Martinez vs. Houston, 9-1-05; Montana, 9-10-2005
Tommy Thompson vs. Arizona State, 10-3-1992**Season:** 34, Tommy Thompson, 1992**Career:** 69, Jared Siegel, 2001-04**Best Field Goal Percentage****Season:** 1.000 (8-8), Matt MacLeod, 1985**Career:** .825 (33-40), Nathan Villegas, 1998-99**Most Consecutive Field Goals****Season:** 15, Jared Siegel, 2002**Career:** 15, Jared Siegel, 2002**TEAM RECORDS SUMMARY****GAME****Most Net Yards Rushing** — 528 vs. Portland State, 9-18-2010**Most Net Yards Passing** — 489 vs. Brigham Young, 11-4-1989**Most Offensive Plays** — 102 vs. Oregon State, 11-26-11; vs.
Washington State, 10-9-2004**Most Yards Total Offense** — 730 at USC, 11-3-2012**Most Passes Attempted** — 63 vs. Washington State, 9-21-1996**Most Passes Completed** — 41 vs. Penn State, 1-2-1995 (Rose Bowl)**Most Touchdown Passes** — 7 at California, 11-10-2012; vs. Stanford,
11-12-1994**Most Pass Interceptions Thrown** — 9 vs. Washington, 10-18-1952**Most First Downs** — 39 at Washington, 10-20-2007**Most First Downs Rushing** — 25 at Washington, 10-20-2007**Most First Downs Passing** — 24 vs. Arizona State, 9-28-1996**Most Points** — 115 vs. Puget Sound, 11-22-1910**Most Points (Modern Record)** — 72 vs. New Mexico, 9-4-2010; vs.
Nevada, 9-18-1999**Most Conference Points Scored** — 70 vs. Colorado, 10-27-2012**Most Points Allowed** — 71 vs. Texas, 12-6-1941**Most Conference Points Allowed** — 66 vs. Washington, 10-26-1974**Fewest Yards Rushing Allowed** — (-47) vs. Brigham Young, 9-29-1990**Fewest Yards Passing Allowed** — (-1) vs. Air Force, 10-20-1979**Most Pass Interceptions** — 7 vs. Idaho, 9-24-1949**SEASON****Most Yards Rushing** — 4,189, 2011**Most Yards Passing** — 3,856, 1998**Most Yards Total Offense** — 7,319 (4,189 rush, 3,130 pass), 2011**Most Passes Attempted** — 487, 1995**Most Passes Completed** — 303, 2005**Most Touchdown Passes** — 39, 2011**Most Interceptions Thrown** — 32, 1952**Most First Downs** — 356, 2012**Most First Downs Rushing** — 204, 2012**Most First Downs Passing** — 164, 2005**Most Points** — 645, 2012 and 2011**Fewest Points Allowed (since 1916)** — 34, 1936 (9 games); 50, 1958
(10 games); 97, 1957 (11 games); 221, 1990 (12 games); 243, 2010
(13 games)**Most Touchdowns** — 89, 2012**Most Touchdowns Rushing** — 48, 2012**Most Pass Interceptions** — 26, 2012**Most Turnovers Gained** — 40, 2012 (26 INT, 14 FR)**Most 1-Point PATs** — 82, 2012**Most 2-Point PATs** — 7, 2010**Most PATs Total** — 86, 2012**Most Consecutive PATs** — 69, 2010**Most Field Goals** — 24, 1989, 1999**Most Field Goals Attempted** — 34, 1992**Fewest Rushing Yards Allowed** — 834, 1938**Fewest Passes Attempted** — 97, 1936**Fewest Passes Completed** — 36, 1936**Fewest Passing Yards Allowed** — 458, 1936**Undefeated Season** — 1895 (4-0-0); 1906 (5-0-1); 1916 (7-0-1)**Most Victories** — 12, 2012 (12-1); 2011 (12-2); 2010 (12-1)**Longest Winning Streak** — 13 (11-26-2011 to 11-10-2012)**Longest Unbeaten Streak** — 16 (15 wins, one tie; last 7 games, 1915,
all 8 games, 1916, and first game, 1917)

YEAR-BY-YEAR LEADERS

RUSHING

Year	Name	TC	YG	YL	NET	AVG.	TD
1937	Jay Graybeal	317					
1938	Ted Gebhardt				416		2
1939	Bob Smith				325		
1940	Curt Mecham				330		
1941	Curt Mecham*	97			458	4.7	
1942	Thomas Roblin				348		
1945	Jake Leicht				411		
1946	James Newquist	90	376	87	289	3.2	4
1947	Jake Leicht*	119	659	29	630	5.3	7
1948	George Bell	139	673	25	648	4.7	2
1949	Robert Sanders*	153	770	44	726	4.7	10
1950	James Edwards				264		
1951	Tom Novikoff	80	348	26	322	4.0	3
1952	Tom Novikoff	123	506	20	486	3.9	3
1953	Dick James	106	502	23	479	4.5	6
1954	Jasper McGee	88	392	12	380	4.3	5
1955	Jim Shanley	100	736	25	711	7.1	9
1956	Jack Morris	137	536	17	519	3.8	1
1957	Jim Shanley	168	693	29	664	4.0	5
1958	Willie West	101	493	23	470	4.7	1
1959	Dave Powell	126	495	0	495	3.9	5
1960	Dave Grayson	117	648	17	631	5.4	
1961	Mel Renfro	61	364	29	335	5.5	
1962	Mel Renfro	126	783	30	753	6.0	10
1963	Mel Renfro	82	480	28	452	5.5	6
1964	Dick Winn	103	353	8	345	3.3	2
1965	Dick Winn	96	426	3	423	4.4	1
1966	Steve Jones	158	556	14	542	3.4	2
1967	Claxton Welch	130	510	36	474	3.7	3
1968	Claxton Welch	141	527	22	505	3.6	0
1969	Pat Verutti	151	703	21	682	4.5	1
1970	Bobby Moore	203	1008	84	924	4.6	11
1971	Bobby Moore*	249	1295	84	1211	4.9	7
1972	Don Reynolds	52	436	15	421	8.1	4
1973	Don Reynolds	226	1045	43	1002	4.4	6
1974	Don Reynolds	165	818	31	787	4.8	2
1975	George Bennett	175	829	24	805	4.6	7
1976	Jim Johnson	89			356	4.0	1
1977	Kim Nutting	101	359	2	359	3.5	4
1978	Vince Williams	183	853	11	842	4.6	1
1979	Reggie Ogburn	156	831	187	644	4.1	5
1980	Reggie Brown	171	797	22	775	4.5	2
1981	Reggie Brown	177	723	33	690	3.9	2
1982	Terrance Jones	165	747	32	715	4.3	2
1983	Ladaria Johnson	85	408	14	294	4.6	1
1984	Tony Cherry	87	592	23	569	6.5	5
1985	Tony Cherry	211	1048	42	1006	4.8	9
1986	Derek Loville	140	569	25	544	3.9	7
1987	Derek Loville	165	612	21	591	3.6	8
1988	Derek Loville	265	1256	54	1202	4.5	13
1989	Derek Loville	244	1007	48	959	3.9	13
1990	Sean Burwell	223	1022	53	969	4.3	9
1991	Sean Burwell	139	555	45	510	3.7	2
1992	Sean Burwell	193	864	42	822	4.3	7
1993	Sean Burwell	113	499	42	457	4.0	3
1994	Dino Philyaw	181	774	58	716	3.9	7
1995	Ricky Whittle	260	1134	113	1021	3.9	12
1996	Saladin McCullough	122	708	23	685	5.6	15
1997	Saladin McCullough*	267	1411	68	1343	5.0	9
1998	Reuben Droughns	112	844	20	824	7.4	9
1999	Reuben Droughns	277	1307	73	1234	4.5	9
2000	Maurice Morris	260	1217	111	1106	4.3	8
2001	Onterio Smith	175	1088	30	1058	6.0	7
2002	Onterio Smith	244	1169	28	1141	4.7	12
2003	Terrence Whitehead	192	796	59	737	3.8	6
2004	Terrence Whitehead	200	1164	20	1144	5.7	6
2005	Terrence Whitehead	156	742	63	679	4.4	4
2006	Jonathan Stewart	183	1029	48	981	5.4	10
2007	Jonathan Stewart*	280	1798	76	1722	6.2	11
2008	Jeremiah Johnson	168	1252	51	1201	7.1	13
2009	LaMichael James	230	1608	62	1546	6.7	14
2010	LaMichael James*	294	1840	109	1731	5.9	21
2011	LaMichael James*	247	1870	65	1805	7.3	18
2012	Kenjon Barner	278	1849	82	1767	6.4	21

*Indicates Conference Leader

PASSING

Year	Name	PA	PC	PI	YG	PCT.	TD
1936	Robert Braddock				393		
1937	Bob Smith				613		
1938	Ted Gebhardt				115		
1939	Bob Smith				405		
1940	Leonard Isberg				122		
1945	Jake Leicht				376		
1946	James Newquist				281		
1947	Norm Van Brocklin*	168	76	11	939	.452	9
1948	Norm Van Brocklin*	139	68	7	1010	.489	7
1949	Earl Stelle	119	59	9	687	.496	10
1950	Earl Stelle				506		
1951	Hal Dunham	189	82	4	918	.435	13
1952	George Shaw	116	55		666	.474	2
1953	George Shaw	119	49	12	652	.412	3
1954	George Shaw	196	91	11	1358	.463	10
1955	Tom Crabtree	63	24	4	335	.381	2
1956	Tom Crabtree	65	28	3	366	.431	2
1957	Jack Crabtree	99	55	5	624	.555	4
1958	Dave Grosz	91	42	11	468	.462	2
1959	Dave Grosz	139	67	8	865	.482	8
1960	Dave Grosz	141	57	13	910	.404	7
1961	Doug Post				662		
1962	Bob Berry	115	62	7	995	.539	6
1963	Bob Berry	171	101	7	1675	.591	16
1964	Bob Berry	208	108	10	1478	.519	15
1965	Mike Brundage	180	85	13	1127	.472	9
1966	Mike Barnes	128	49	8	710	.383	4
1967	Eric Olson	123	51	16	840	.415	7
1968	Eric Olson	90	48	7	796	.533	6
1969	Tom Blanchard	184	106	7	1488	.576	12
1970	Dan Fouts	361	188	24	2390	.521	16
1971	Dan Fouts	247	123	11	1564	.498	9
1972	Dan Fouts	348	171	19	2041	.491	12
1973	Herb Singleton	234	109	19	1333	.466	10
1974	Norval Turner	202	99	15	1261	.490	5
1975	Jack Henderson	151	321	16	1492	.470	6
1976	Jack Henderson	298	157	16	1582	.527	6
1977	Jack Henderson	223	108	7	1286	.484	5
1978	Michael Kennedy	136	58	8	683	.426	4
1979	Reggie Ogburn	139	71	11	905	.511	6
1980	Reggie Ogburn	183	99	6	1257	.541	8
1981	Kevin Lusk	174	86	8	864	.494	4
1982	Mike Jorgensen	74	33	3	393	.446	2
1983	Mike Jorgensen	174	72	11	938	.414	5
1984	Chris Miller	289	145	10	1712	.502	10
1985	Chris Miller	329	182	13	2237	.553	18
1986	Chris Miller	356	216	13	2503	.607	12
1987	Bill Musgrave	234	139	8	1936	.594	13
1988	Pete Nelson	140	66	12	897	.471	4
1989	Bill Musgrave	401	231	16	3081	.576	22
1990	Bill Musgrave	348	202	12	2611	.575	17
1991	Danny O'Neil	115	55	3	713	.478	7
1992	Danny O'Neil	316	176	10	2152	.557	11
1993	Danny O'Neil	360	223	15	3224	.619	22
1994	Danny O'Neil	341	182	9	2212	.534	22
1995	Tony Graziani*	426	231	10	2604	.542	13
1996	Ryan Perry-Smith	241	125	5	1874	.519	12
1997	Jason Maas	187	104	8	1631	.556	18
1998	Akili Smith*	371	215	8	3763	.580	32
1999	A.J. Feeley	259	136	6	1951	.525	14
2000	Joey Harrington*	405	214	14	2967	.528	22
2001	Joey Harrington	364	214	6	2764	.588	27
2002	Jason Fife	367	190	10	2752	.518	24
2003	Kellen Clemens	304	182	9	2400	.599	18
2004	Kellen Clemens	372	223	10	2548	.599	22
2005	Kellen Clemens	289	185	4	2406	.640	19
2006	Dennis Dixon	322	197	14	2143	.612	12
2007	Dennis Dixon	254	172	4	2136	.677	20
2008	Jeremiah Masoli	239	136	5	1744	.569	13
2009	Jeremiah Masoli	305	177	6	2147	.580	15
2010	Darron Thomas	361	222	9	2881	.615	30
2011	Darron Thomas	339	211	7	2761	.622	33
2012	Marcus Mariota	336	230	6	2677	.685	32

*Indicates Conference Leader

YEAR-BY-YEAR LEADERS

RECEIVING

Year	Name	PC	YG	AVG.	TD
1947	Dan Garza	21	365	17.4	3
1948	Dick Wilkins*	27	520	19.3	5
1949	Darrell Robinson*	31	404	13.0	7
1950	Monte Brethauer	33	279	8.5	
1951	Monte Brethauer	33	292	8.8	0
1952	Monte Brethauer	41	486	11.9	2
1953	John Reed	15	152	10.2	1
1954	Dick James	24	394	16.4	4
1955	Jim Shanley	8	139	17.4	0
1956	Phil McHugh	11	139	12.6	0
1957	Ron Stover	24	247	10.3	2
1958	Willie West	18	140	7.8	0
1959	Cleveland Jones	17	205	12.1	2
1960	Cleveland Jones	25	402	16.1	4
1961	Kent Petersen	18	209	11.6	
1962	Greg Willener	19	263	13.8	3
1963	Dick Imwalle	23	401	17.4	3
1964	Ray Palm	42	570	13.6	4
1965	Steve Bunker*	51	838	16.4	9
1966	Scott Cress	28	402	14.4	3
1967	Roger Smith	26	402	15.5	2
1968	Denny Schuler	30	351	11.7	3
1969	Bobby Moore*	54	786	14.6	10
1970	Bob Newland*	67	1123	16.8	7
1971	Leland Glass	46	584	12.7	6
1972	Greg Specht	52	710	13.7	4
1973	Russ Francis	31	495	15.9	4
1974	Bob Palm	31	466	15.0	3
1975	Greg Bauer	52	616	11.8	4
1976	Greg Bauer	53	632	11.9	2
1977	Ken Page	40	591	14.8	3
1978	Curt Jackson	21	237	11.3	1
1979	Ricky Ward	16	217	13.6	2
1980	Greg Moser	32	611	19.1	2
1981	Greg Moser	29	605	15.5	2
1982	Osborn Thomas	30	369	12.3	3
1983	Lew Barnes	30	625	20.8	5
1984	Kevin McCall	39	317	8.1	1
1985	Lew Barnes	50	789	15.8	6
1986	Bobby DeBisschop	40	500	12.5	1
1987	Terry Obee	33	640	19.4	4
1988	Terry Obee	33	596	18.1	6
1989	Terry Obee	46	741	16.1	5
1990	Joe Reitzug	40	639	15.9	2
1991	Anthony Jones	34	435	12.8	5
1992	Sean Burwell	35	293	8.4	2
1993	Derrick Deadwiler	52	811	15.6	5
1994	Cristin McLemore	42	564	13.4	9
	Dameron Ricketts	42	534	12.7	1
1995	Cristin McLemore	64	1036	16.2	4
1996	Damon Griffin	43	711	16.5	7
1997	Pat Johnson	55	1072	19.5	8
1998	Damon Griffin	58	1038	17.9	7
1999	Tony Hartley	56	881	15.7	3
2000	Keenan Howry	52	780	15.0	5
2001	Keenan Howry	52	682	13.1	9
2002	Samie Parker	49	724	14.8	8
2003	Samie Parker	77	1088	14.1	7
2004	Demetrius Williams	47	593	12.6	2
2005	Demetrius Williams	59	1059	17.9	10
2006	Jaison Williams	68	984	14.5	6
2007	Jaison Williams	55	844	15.3	8
2008	Terence Scott	50	751	15.0	5
2009	Jeff Maehl	53	696	13.1	6
2010	Jeff Maehl	77	1076	14.0	12
2011	Lavasier Tuinei	48	599	12.5	10
2012	De'Anthony Thomas	45	445	9.9	5

*Indicates Conference Leader

SCORING

Year	Name	TD	1-PT	2-PT	FG	PTS
1947	Jake Leicht*	7	14-18	0-0	0-0	56
1948	Johnny McKay	8	0-0	0-0	0-0	48
1949	Bob Sanders	10	0-0	0-0	0-0	60
1950	James Edwards					24
1951	Tom Novikoff	3	4	0-0	0-0	22
1952	Tom Novikoff	3	0-0	0-0	0-0	18
1953	Dick James	6	0-0	0-0	0-0	36
1954	Dick James	11	0-0	0-0	0-0	66
1955	Jack Morris	8	20-25	0-0	0-0	68
1956	Jim Shanley	5	0-0	0-0	0-0	30
1957	Jim Shanley	9	0-0	0-0	0-0	54
1958	Dave Grosz	2	0-3	0-0	0-0	12
	Dave Powell	2	0-0	0-0	0-0	12
1959	Willie West	8	0-0	0-0	0-0	48
1960	Cleveland Jones	5	12-20	2-2	4	46
1961	Mel Renfro	4	0-0	0-0	0-0	24
	Lu Bain	4	0-0	0-0	0-0	24
1962	Mel Renfro	13	0-0	0-0	0-0	78
1963	Mel Renfro	6	1-2	1-1	0-0	39
1964	Dennis Keller	6	0-0	0-0	0-0	36
1965	Steve Bunker	9	0-0	1-1	0-0	56
1966	Scott Cress	3	0-0	0-0	0-0	18
1967	Claxton Welch	3	0-0	0-0	0-0	18
	Marc Scholl	0	9-9	0-0	3-9	18
1968	Greg Lindsey	4	0-0	0-0	0-0	24
1969	Bobby Moore*	15	0-0	1-1	0-0	92
1970	Bobby Moore*	11	0-0	4-5	0-0	74
1971	Bobby Moore	10	0-0	0-0	0-0	60
1972	Don Reynolds	4	0-0	1-3	0-0	26
	Greg Specht	4	0-0	1-4	0-0	26
	Maurice Anderson	4	0-0	1-1	0-0	26
1973	Bob Palm	5	14-14	0-0	1-4	47
1974	Stan Woodfill	0	11-11	0-0	9-19	38
1975	Stan Woodfill	0	15-16	0-0	11-16	48
1976	Roy Geiger	0	9-11	0-0	11-16	42
1977	Roy Geiger	0	16-17	0-0	12-18	52
1978	Pat English	0	16-19	0-0	7-18	37
1979	Dwight Robertson	9	0-0	0-0	0-0	54
1980	Reggie Ogburn	7	0-0	0-0	0-0	42
1981	Doug Jollymour	0	11-13	0-0	12-21	47
1982	Todd Lee	0	8-8	0-0	5-7	23
1983	Paul Schwabe	0	7-11	0-0	12-18	43
1984	Matt MacLeod	0	24-24	0-0	13-19	63
1985	Tony Cherry	10	0-0	0-0	0-0	60
1986	Derek Loville	10	0-0	0-0	0-0	60
1987	Kirk Dennis	0	21-22	0-0	15-22	66
1988	Derek Loville	13	0-0	1-1	0-0	80
	Kirk Dennis	0	29-30	0-0	17-32	80
1989	Gregg McCallum	0	37-37	0-0	24-32	109
1990	Gregg McCallum	0	36-36	0-0	15-18	81
1991	Gregg McCallum	0	18-19	0-0	6-12	36
1992	Tommy Thompson	0	22-24	0-0	21-24	85
1993	Tommy Thompson	0	24-26	0-0	16-21	72
1994	Matt Belden	0	37-38	0-0	13-23	76
1995	Matt Belden	0	37-38	0-0	13-23	76
1996	Saladin McCullough	15	0-0	0-0	0-0	90
1997	Saladin McCullough	12	0-0	0-0	0-0	72
1998	Nathan Villegas*	0	57-57	0-0	20-22	117
1999	Nathan Villegas	0	24-25	0-0	13-18	63
2000	Josh Frankel	0	37-39	0-0	13-25	76
2001	Keenan Howry	12	0-0	0-0	0-0	72
	Jared Siegel	0	51-52	0-0	7-12	72
2002	Jared Siegel	0	49-50	0-0	20-24	109
2003	Jared Siegel	0	45-45	0-0	13-19	84
2004	Jared Siegel	0	31-33	0-0	9-14	58
2005	Paul Martinez	0	26-30	0-0	19-24	83
2006	Paul Martinez	0	37-39	0-0	15-22	88
2007	Matt Evensen	0	52-52	1-1	16-20	102
2008	LeGarrette Blount*	17	0-0	1-1	0-0	104
2009	Morgan Flint	0	54-54	1-1	16-19	104
2010	LaMichael James*	24	0-0	0-0	0-0	144
2011	LaMichael James*	20	0-0	0-0	0-0	120
2012	Kenjon Barner*	23	0-0	0-0	0-0	138

*Indicates Conference Leader


YEAR-BY-YEAR LEADERS

TACKLES

Year	Name	Tot	UT	Ast	Avg
1970	Tom Graham	154	103	51	15.4
1971	Steve Rennie	184	103	81	16.7
1972	Dave Pieper	125	67	58	11.4
1973	Bill Meyer	109	74	35	9.9
1974	Darrell Mehl	131	85	46	11.9
1975	Rod Rickert	123	59	64	11.2
1976	Darrell Mehl	119	83	36	10.8
1977	Bruce Beekley	170	123	47	15.5
1978	Bruce Beekley	190	100	90	17.3
1979	Chris Cosgrove	140	89	51	12.7
1980	Scott Setterlund	97	68	29	8.8
1981	Chris Cosgrove	70	45	25	6.5
1982	Chris Cosgrove	122	97	25	11.1
1983	Jerry Mikels	112	83	29	10.2
1984	Bob Hudetz	117	74	43	10.6
1985	Jerry Mikels	114	79	35	11.4
1986	Ed Hulbert	123	69	54	11.2
1987	Tom Talbot	102	74	28	9.3
1988	Thom Kaumeyer	101	62	39	8.4
1989	Mark Kearns	131	100	31	10.9
1990	Joe Farwell	112	64	48	9.3
1991	Joe Farwell	100	40	60	10.0
1992	Joe Farwell	110	67	43	10.0
1993	Chad Cota	86	60	26	7.8
1994	Jeff Sherman	112	85	27	8.6
1995	Jeremy Asher	111	67	44	9.3
1996	Kenny Wheaton	73	46	27	6.6
1997	Peter Sirmon*	115	83	32	9.6
1998	Chris Vandiver	102	61	41	8.5
1999	Peter Sirmon	109	68	41	9.1
2000	Matt Smith	90	56	34	7.5
2001	Wesly Mallard	111	59	52	9.3
2002	David Moretti	121	63	58	9.3
2003	Kevin Mitchell	112	69	43	8.5
2004	Jerry Matson	78	50	28	7.1
2005	Anthony Trucks	99	62	37	8.3
2006	Blair Phillips	105	56	49	9.0
2007	Patrick Chung	117	71	46	9.0
2008	T.J. Ward	101	64	37	7.8
2009	John Boyett	90	62	28	6.9
2010	Casey Matthews	79	37	42	6.1
2011	John Boyett	108	67	41	8.3
2012	Michael Clay	101	63	38	8.4

INTERCEPTIONS

Year	Name	No	Yds	Avg	TD	LG
1951	George Shaw*	13	136	10.6	0	
1952	Cece Hodges	3	15	5.0		
1953	George Shaw	2	16	8.0		
1954	Hal Reeve	4	67	16.8	1	
1955	Dick James	6	68	11.3	0	
1956	Jack Brown	4	52	13.0	0	
1957	Jack Morris	2	39	19.5	0	
	Chuck Osborne	2	12	6.0	0	
1958	Willie West	3	34	11.3	0	
1959	Alden Kimbrough	3	14	4.7	0	
	Willie West	3	8	2.7	0	
1960	Not available					
1961	Lu Bain	2	26	13.0	0	
	Larry Hill	2	17	8.5	0	
1962	Ron Martin	3	0	0.0	0	
1963	H.D. Murphy	4	81	20.3	0	
1964	Les Palm	6	51	8.5		
1965	Les Palm	4	0	0.0	0	
1966	Jim Smith	3	129	43.0	1	
1967	Jack Gleason	3	36	12.0	0	38
1968	Steve Hilbert	6	103	17.2	0	26
1969	Jack Gleason	4	10	2.5	0	10
1970	Lionel Coleman	5	46	9.2	0	20
1971	Bill Drake*	7	112	16.0	1	31
1972	Steve Donnelly	5	47	9.4	0	21
1973	Steve Donnelly	5	94	18.8	0	44
1974	Mario Clark	3	11	3.7	0	11
1975	Chuck Wills*	6	62	10.3	1	20
1976	Darrell Mellum	4	54	13.5		
1977	Kenny Bryant	4	122	30.5	1	97
1978	Rick Hudnell	5				
1979	Steve Brown	4	52	13.0	0	29
1980	Mike Nolan	4	4	1.0	0	4
1981	Ross Gibbs	3	58	19.3	0	31
1982	Dennis Clay	4	2	0.5	0	2
1983	Danny McCalister	4	37	9.2	0	19
1984	Dan Wilken	4	26	6.5	0	26
	Doug Judge	4	9	2.2	0	9
1985	Ed Hulbert	3	28	9.3	0	24
	Anthony Newman	3	17	5.7	0	17
1986	Ed Hulbert	7	48	6.9	0	23
1987	Brett Young	5	44	8.8	0	37
1988	Chris Oldham*	5	112	22.4	0	53
1989	Chris Oldham	8	35	4.4	0	30
1990	Daryle Smith	6	13	2.2	0	7
1991	Daryle Smith	4	119	29.7	1	94
	Eric Castle	4	114	28.5	2	39
1992	Herman O'Berry*	7	21	3.0	0	18
1993	Chad Cota	4	3	0.7	0	3
1994	Kenny Wheaton	4	157	39.3	1	97
1995	Kenny Wheaton*	5	128	25.6	1	71
1996	Kenny Wheaton	2	95	47.5	1	70
1997	Jaiya Figueras	3	0	0.0	0	0
1998	Rashad Bauman	3	115	38.3	1	80
1999	Michael Fletcher	4	59	14.8	0	34
2000	Rashad Bauman	5	78	15.6	0	42
2001	Steve Smith	9	139	15.4	1	38
2002	Keith Lewis	5	16	3.2	0	6
	Steven Moore	5	0	0.0	0	0
	Steven Moore	4	11	2.8	0	5
2004	Aaron Gipson	4	39	9.8	0	38
2005	Aaron Gipson*	7	117	16.7	1	60
2006	Jairus Byrd	5	30	6.0	0	30
2007	Jairus Byrd*	7	31	4.4	0	22
2008	Walter Thurmond III*	5	67	13.4	1	40
	Jairus Byrd*	5	52	10.4	0	39
2009	Talmadge Jackson III	4	73	18.2	1	32
2010	Cliff Harris*	6	92	15.3	1	76
2011	Eddie Pleasant	3	90	30.0	0	49
2012	Erick Dargan	5	77	15.4	0	32



Joe Farwell (1989-92)

*Indicates Conference Leader

YEAR-BY-YEAR TEAM STATISTICS

OFFENSIVE STATISTICS

OREGON FOOTBALL HISTORY

Year	G	Rush			Rsh TD	Pass			Avg.	Pct.	TD	Int.	Total			
		Att.	Yds	Avg.		Cmp	Att	Yds					Total Off	Avg.	Pts	Avg.
1952	10	386	977	97.7	8	126	285	1720	172.0	44.2	9	32	2697	269.7	112	11.2
1953	10	420	1455	145.5	8	81	178	1000	100.0	45.5	5	18	2455	245.5	90	9.0
1954	10	426	1546	154.6	18	107	229	1601	160.1	46.7	13	13	3147	314.7	218	21.8
1955	10	513	2527	252.7	19	48	115	641	64.1	41.7	4	7	3168	316.8	202	20.2
1956	10	560	2143	214.3	15	45	99	655	65.5	45.5	5	7	2798	279.8	133	13.3
1957	11	568	2218	201.6	13	80	148	1030	93.6	54.1	8	11	3248	295.3	160	14.5
1958	10	530	2015	201.5	9	80	166	964	96.4	48.2	3	18	2979	297.9	86	8.6
1959	10	504	2106	210.6	20	85	168	1031	103.1	50.6	10	10	3137	313.7	179	17.9
1960	11	522	2468	224.4	18	76	179	1203	109.4	42.5	17	15	3671	333.7	206	18.7
1961	10	429	1610	161.0	14	76	185	1104	110.4	41.1	8	14	2714	271.4	120	12.0
1962	10	497	2251	225.1	13	81	156	1279	127.9	51.9	12	11	3530	353.0	229	22.9
1963	11	464	1917	174.3	18	130	240	2017	183.4	54.2	19	11	3934	357.6	274	24.9
1964	10	395	880	88.0	6	132	259	1793	179.3	51.0	17	13	2673	267.3	170	17.0
1965	10	410	975	97.5	6	139	301	2021	202.1	46.2	16	20	2996	299.6	165	16.5
1966	10	435	1206	120.6	6	95	229	1320	132.0	41.5	7	15	2526	252.6	113	11.3
1967	10	411	950	95.0	5	82	207	1211	121.1	39.6	9	21	2161	216.1	104	10.4
1968	10	477	1383	138.3	6	86	195	1221	122.1	44.1	10	15	2604	260.4	132	13.2
1969	11	499	1692	153.8	20	154	291	2282	207.5	52.9	17	13	3974	361.3	271	24.6
1970	11	433	1530	139.1	16	230	441	3100	281.8	52.2	22	28	4630	420.9	285	25.9
1971	11	515	2059	187.2	14	159	318	2016	183.3	50.0	14	15	4075	370.5	235	21.4
1972	11	439	1193	108.5	9	184	379	2223	202.1	48.5	15	23	3416	310.5	194	17.6
1973	11	494	1753	159.4	13	145	315	1754	159.5	46.0	13	25	3507	318.8	205	18.6
1974	11	545	1460	132.7	8	100	203	1273	115.7	49.3	5	15	2733	248.5	116	10.5
1975	11	404	1206	109.6	9	154	325	1494	135.8	47.4	6	13	2700	245.5	146	13.3
1976	11	421	1045	95.0	10	138	229	1773	161.2	60.2	6	22	2818	255.9	144	13.1
1977	11	501	1532	139.3	9	141	296	1635	148.6	47.6	6	14	3167	287.9	164	14.9
1978	11	577	2001	181.9	15	115	280	1318	119.8	41.1	6	16	3319	301.7	173	15.7
1979	11	559	2493	226.6	16	91	187	1148	104.4	48.7	7	13	3641	331.0	200	18.2
1980	11	547	2346	213.3	21	145	255	1830	166.4	56.9	12	9	4176	379.8	263	23.9
1981	11	492	1284	116.7	10	152	278	1561	141.9	54.7	6	15	2845	258.6	155	14.1
1982	11	538	1654	150.4	3	92	217	1036	94.2	42.4	5	12	2690	244.5	103	9.4
1983	11	437	1463	133.0	6	131	300	1658	150.7	43.7	10	15	3121	283.7	152	13.8
1984	11	421	1666	151.5	15	173	351	2030	184.5	49.3	14	12	3696	336.0	241	21.9
1985	11	433	1655	150.4	16	189	357	2294	208.5	52.9	18	15	3949	359.0	273	24.8
1986	11	400	1231	111.9	14	240	403	2753	250.3	59.6	13	16	3984	362.2	235	21.4
1987	11	456	1302	118.4	11	170	295	2327	211.5	57.6	15	15	3629	329.9	226	20.5
1988	12	524	1928	160.7	20	147	326	1917	159.8	45.1	13	26	3845	320.4	296	24.7
1989	12	501	1926	160.5	23	236	413	3132	261.0	57.1	22	16	5058	421.5	379	31.6
1990	12	500	1674	139.5	20	236	421	2914	242.8	56.0	18	17	4588	382.3	341	28.4
1991	11	414	1243	113.0	7	154	330	1860	169.1	46.7	12	16	3103	282.1	186	16.9
1992	12	511	1738	144.8	13	186	335	2264	188.7	55.5	12	11	4002	333.5	265	22.1
1993	11	386	965	87.7	9	228	369	3270	297.3	61.8	25	15	4235	385.0	278	25.3
1994	13	521	1707	131.3	18	222	415	2774	213.4	53.5	25	13	4481	344.7	349	26.8
1995	12	465	1672	139.3	20	260	487	3064	255.3	53.4	14	12	4736	394.7	326	27.2
1996	11	407	1618	147.1	26	226	432	3321	301.9	52.3	21	9	4939	449.0	378	34.4
1997	12	466	1849	154.1	14	222	401	3200	266.7	55.4	32	15	5049	420.8	380	31.7
1998	12	474	1939	161.6	23	223	392	3856	321.3	56.9	32	10	5795	482.9	473	39.4
1999	12	479	1883	156.9	20	221	422	3162	263.5	52.4	24	10	5045	420.4	410	34.2
2000	12	476	1792	149.3	20	222	424	3126	260.5	52.4	23	14	4918	409.8	351	29.3
2001	12	446	2312	192.7	24	222	377	2920	243.3	58.9	28	6	5232	436.0	412	34.3
2002	13	476	1893	145.6	21	214	412	2959	227.6	51.9	26	11	4852	373.2	417	32.1
2003	13	489	1715	131.9	15	247	427	3288	252.9	57.8	24	13	5003	384.8	356	27.4
2004	11	429	1746	158.7	12	229	388	2621	238.3	59.0	22	10	4367	397.0	282	25.6
2005	12	427	1612	134.3	16	303	482	3654	304.5	62.9	28	10	5266	438.8	414	34.5
2006	13	471	2369	182.2	26	288	486	3133	241.0	59.0	18	18	5502	423.2	383	29.5
2007	13	615	3272	251.7	32	244	413	2806	215.7	59.1	26	10	6078	467.5	496	38.2
2008	13	585	3641	280.1	47	204	373	2662	204.8	54.7	20	12	6303	484.8	545	41.9
2009	13	547	3012	231.7	38	197	338	2344	180.3	58.3	16	7	5356	412.0	469	36.1
2010	13	629	3721	286.2	42	248	395	3178	244.5	62.8	31	9	6899	530.7	611	47.0
2011	14	629	4189	299.2	42	236	386	3130	223.6	61.1	39	7	7319	522.8	645	46.1
2012	13	685	4098	315.2	48	250	373	2888	222.2	67.0	35	9	6986	537.4	645	49.6

YEAR-BY-YEAR TEAM STATISTICS

DEFENSIVE STATISTICS

Year	G	Rush Att.	Rush Yds	Avg.	Rsh TD	Pass Cmp	Pass Att	Pass Yds	Avg.	Pct.	TD	Int.	Total Off	Avg.	Total Pts	Avg.
1952	10	554	1962	196.2	8	85	160	1280	128.0	53.1	13	11	3242	324.2	234	23.4
1953	10	510	1670	167.0	9	41	104	578	57.8	39.4	2	8	2248	224.8	85	8.5
1954	10	432	1521	152.1	20	70	147	932	93.2	47.6	5	16	2453	245.3	159	15.9
1955	10	444	1686	168.6	22	72	151	946	94.6	47.7	4	17	2632	263.2	158	15.8
1956	10	456	1590	159.0	15	59	150	769	76.9	39.3	3	13	2359	235.9	102	10.2
1957	11	544	1860	169.1	13	87	163	1073	97.5	53.4	5	10	2933	266.6	97	8.8
1958	10	438	1440	144.0	7	56	122	656	65.6	46.0	2	7	2096	209.6	96	9.6
1959	10	457	1556	155.6	12	87	184	800	80.0	47.3	5	18	2356	235.6	113	11.3
1960	11	491	1534	139.5	11	85	195	1089	99.0	43.6	7	22	2623	238.5	130	11.8
1961	10	525	1836	183.6	13	50	112	675	67.5	44.6	1	8	2511	251.1	112	11.2
1962	10	453	1507	150.7	13	77	198	929	92.9	38.9	3	9	2436	243.6	136	13.6
1963	11	482	1392	126.5	9	110	246	1459	132.6	44.7	10	20	2851	259.2	153	13.9
1964	10	437	1700	170.0	12	87	202	1233	123.3	43.1	3	22	2933	293.3	94	9.4
1965	10	509	1526	152.6	14	94	201	1219	121.9	46.8	14	9	2745	274.5	186	18.6
1966	10	511	1600	160.0	10	86	167	1070	107.0	51.5	4	12	2670	267.0	129	12.9
1967	10	596	1840	184.0	19	65	143	918	91.8	45.4	6	7	2758	275.8	193	19.3
1968	10	497	1512	151.2	16	139	273	1715	171.5	51.0	8	25	3227	322.7	201	20.1
1969	11	548	1962	178.3	14	145	315	1861	169.2	46.0	16	19	3823	347.5	242	22.0
1970	11	541	2198	199.9	17	169	374	2152	195.6	45.2	13	20	4350	395.5	256	23.3
1971	11	578	2953	268.5	28	113	232	1321	120.1	48.7	9	21	4274	388.5	286	26.0
1972	11	609	2382	216.5	23	102	243	1308	118.9	42.0	12	16	3690	335.5	285	25.9
1973	11	529	1890	171.8	17	104	224	1603	145.7	46.4	11	18	3493	317.5	230	20.9
1974	11	596	2478	225.3	26	102	214	1397	127.0	47.7	15	12	3875	352.3	118	10.7
1975	11	676	2815	255.9	25	77	177	1002	91.2	43.5	5	13	3817	347.0	266	24.2
1976	11	572	2263	205.7	25	138	229	1382	125.6	60.3	10	14	3645	331.4	271	24.6
1977	11	644	3071	279.2	35	128	251	1819	165.4	51.0	10	11	4890	444.5	367	33.4
1978	11	554	2087	189.7	16	113	249	1577	143.4	45.4	9	18	3664	333.1	212	19.3
1979	11	535	2130	193.6	15	126	222	1422	129.3	56.8	9	15	3552	322.9	212	19.3
1980	11	474	1545	140.5	14	173	312	1831	166.5	55.4	9	13	3376	306.9	193	17.5
1981	11	529	1993	181.2	22	156	262	1684	153.1	59.5	7	10	3677	334.3	247	22.5
1982	11	481	1632	148.4	13	182	353	2049	186.2	51.5	8	12	3681	334.6	223	20.3
1983	11	519	1810	164.5	15	178	308	2055	186.8	57.8	11	15	3865	351.4	224	20.4
1984	11	491	1926	175.1	17	172	319	2130	193.6	53.9	9	12	4056	368.7	247	22.4
1985	11	510	2249	204.5	20	187	334	2560	232.7	56.0	16	14	4809	437.2	300	27.3
1986	11	492	2356	214.2	26	166	300	2179	198.1	55.3	17	16	4535	412.3	338	30.7
1987	11	450	1596	145.1	12	196	366	2146	195.1	53.5	15	16	3742	340.2	228	20.7
1988	12	518	1711	142.6	19	154	302	2092	174.3	51.0	12	21	3803	316.9	247	20.6
1989	12	436	1221	101.8	17	217	401	2738	228.2	54.1	12	21	3959	329.9	251	20.9
1990	12	428	1364	113.7	13	201	382	2591	215.9	52.6	14	20	3955	329.6	221	18.4
1991	11	509	1796	163.3	11	155	295	1887	171.5	52.5	14	15	3683	334.8	248	22.5
1992	12	481	1543	128.6	11	157	307	2224	185.3	51.1	15	14	3767	313.9	222	18.5
1993	11	451	1659	150.8	17	195	352	2464	224.0	55.4	16	8	4123	374.8	276	25.1
1994	13	511	1577	121.3	20	215	419	2667	205.2	51.3	8	20	4244	326.5	250	19.2
1995	12	457	1343	111.9	18	167	346	2202	183.5	48.3	13	15	3545	295.4	272	22.7
1996	11	487	2030	184.5	20	197	351	2777	252.5	56.1	20	7	4807	437.0	356	32.4
1997	12	466	2229	185.8	23	223	400	2827	235.6	55.8	18	10	5056	421.3	350	29.2
1998	12	441	1870	155.8	19	196	372	2815	234.6	52.7	19	10	4685	390.4	328	27.3
1999	12	428	1478	123.2	18	231	434	3098	258.2	53.2	18	21	4576	381.3	284	23.7
2000	12	417	1418	118.2	15	167	383	2523	210.3	43.6	14	17	3941	328.4	249	20.8
2001	12	413	1383	115.3	17	241	478	3416	284.7	50.4	15	21	4799	399.9	256	21.3
2002	13	507	1536	118.2	13	272	475	3785	291.2	57.3	35	18	5321	409.3	362	27.8
2003	13	453	1392	107.1	18	253	485	3379	259.9	52.2	22	12	4771	367.0	348	26.8
2004	11	406	1343	122.1	11	182	344	2385	216.8	52.9	19	13	3728	338.9	282	25.6
2005	12	407	1607	133.9	12	252	443	2685	223.8	56.9	22	23	4292	357.7	278	23.2
2006	13	452	1932	148.6	21	199	362	2255	173.5	55.0	17	15	4187	322.1	345	26.5
2007	13	486	1726	132.8	13	258	487	3240	249.2	53.0	20	20	4966	382.0	307	23.6
2008	13	503	1552	119.4	18	307	531	3513	270.2	57.8	25	16	5065	389.6	367	28.2
2009	13	497	1673	128.7	15	254	456	2699	207.6	55.7	18	14	4372	336.3	309	23.8
2010	13	474	1665	128.1	11	263	489	2833	217.9	53.8	15	21	4498	346.0	243	18.7
2011	14	548	1999	142.8	14	313	529	3462	247.3	59.1	25	17	5461	390.1	345	24.6
2012	13	470	1884	144.9	15	303	515	2980	229.2	58.8	19	26	4864	374.2	281	21.6

OREGON'S 1,000-YARD RUSHERS



BOBBY MOORE		1971		
Date	Opponent	ATT	YDS	TD
S11	@Nebraska	15	53	1
S18	Utah	27	249	0
S25	@Stanford	29	150	0
O2	@Texas	25	110	0
O9	@USC	27	145	1
O16	Washington	21	191	1
O23	San Jose State	25	69	1
O30	@Washington State	36	161	2
N6	@Air Force	22	94	1
N13	California	22	79	0
N20	Oregon State		DNP	
TOTAL		249	1,211	7



RICKY WHITTLE		1995		
Date	Opponent	ATT	YDS	TD
S2	@Utah	30	160	1
S9	Illinois	24	89	3
S16	@UCLA	22	70	1
S23	Stanford	21	72	1
O7	Pacific	19	130	1
O14	@California	27	161	2
O21	Washington State	17	13	0
O28	Arizona State	23	57	1
N4	@Washington	15	62	1
N11	@Arizona	28	107	1
N18	Oregon State	22	50	0
J1	Colorado*	12	50	0
TOTAL		260	1,021	12



DON REYNOLDS		1973		
Date	Opponent	ATT	YDS	TD
S15	Arizona State	27	128	0
S22	@Air Force	17	84	1
S29	Utah	31	179	1
O6	@Michigan	23	61	0
O13	California	29	178	2
O20	@USC	18	74	0
O27	Washington	16	59	2
N3	@Washington State	13	39	0
N10	UCLA	15	51	0
N17	@Stanford	13	43	0
N24	Oregon State	24	106	0
TOTAL		226	1,002	6



SALADIN MCCULLOUGH		1997		
Date	Opponent	ATT	YDS	TD
S4	Arizona	21	63	0
S13	@Nevada	22	88	1
S20	Fresno State	26	145	1
S27	@Stanford	12	123	0
O4	Washington State	21	74	0
O11	UCLA	20	133	1
O18	Utah	23	114	1
O25	@USC	18	113	1
N8	@Washington	28	115	1
N15	@Arizona State	23	69	1
N22	Oregon State	36	156	1
D20	Air Force^	17	150	1
TOTAL		267	1,343	9



TONY CHERRY		1985		
Date	Opponent	ATT	YDS	TD
A31	@Washington State	34	143	1
S14	@Colorado	20	60	1
S21	Stanford	27	227	3
S28	@Nebraska	12	55	0
O5	Washington	29	119	0
O19	California	22	137	2
O26	@San Diego State	13	36	1
N2	San Jose State		DNP	
N16	@Arizona	13	40	0
N23	Oregon State	28	143	1
N29	vs. USC (@Tokyo)	13	46	0
TOTAL		211	1,006	9



REUBEN DROUGHNS		1999		
Date	Opponent	ATT	YDS	TD
S2	@Michigan State	23	59	0
S11	Texas-El Paso	21	108	1
S18	Nevada	18	110	3
S25	USC	8	23	0
O2	@Washington		DNP	
O9	@UCLA	11	43	1
O23	@Arizona	45	202	2
O30	Arizona State	37	188	0
N6	Washington State	23	123	1
N13	@California	32	86	0
N20	Oregon State	38	197	1
D31	Minnesota#	21	95	0
TOTAL		277	1,234	9



DEREK LOVILLE		1988		
Date	Opponent	ATT	YDS	TD
S10	Long Beach State	22	154	2
S17	@Washington State	29	131	0
S24	Stanford	28	96	0
O1	@San Diego State	23	129	3
O8	@USC	16	26	1
O15	Idaho State	23	215	4
O22	Washington	17	65	1
O29	Arizona State	25	83	1
N5	UCLA	16	44	0
N12	@Arizona	11	8	0
N19	@Oregon State	31	117	1
D3	@Hawaii	24	134	0
TOTAL		265	1,202	13



MAURICE MORRIS		2000		
Date	Opponent	ATT	YDS	TD
S2	Nevada	20	166	1
S9	@Wisconsin	20	92	1
S16	Idaho	14	76	2
S23	UCLA	37	139	2
S30	Washington	31	152	0
O14	@USC	32	85	0
O21	Arizona	34	114	0
O28	@Arizona State	20	91	1
N4	@Washington State	11	48	1
N11	California	22	46	0
N18	@Oregon State	19	97	1
D29	Texas%	26	82	0
TOTAL		286	1,188	8

OREGON'S 1,000-YARD RUSHERS




MAURICE MORRIS		2001		
Date	Opponent	ATT	YDS	TD
S1	Wisconsin	14	17	0
S8	Utah	12	59	1
S22	USC	15	86	0
S29	@Utah State	22	175	1
O6	@Arizona	21	110	1
O13	@California	22	81	2
O20	Stanford	15	63	1
O27	@Washington State	19	138	0
N3	Arizona State		DNP	
N10	@UCLA	14	129	1
D1	Oregon State	15	102	1
J1	Colorado\$	11	89	1
TOTAL		180	1,049	9



JONATHAN STEWART		2007		
Date	Opponent	ATT	YDS	TD
S1	Houston	14	67	0
S8	@Michigan	15	111	1
S15	Fresno State	17	165	2
S22	@Stanford	19	160	1
S29	California	21	120	1
O13	Washington State	13	66	0
O20	@Washington	32	251	2
O27	USC	25	103	2
N3	Arizona State	21	99	1
N15	@Arizona	28	131	1
N24	@UCLA	13	33	0
D1	Oregon State	39	163	0
D31	South Florida#	23	253	1
TOTAL		280	1,722	11



ONTERRIO SMITH		2001		
Date	Opponent	ATT	YDS	TD
S1	Wisconsin	8	88	0
S8	Utah	11	45	0
S22	USC	3	-6	0
S29	@Utah State	15	98	1
O6	@Arizona	15	131	2
O13	@California	17	78	1
O20	Stanford	7	62	0
O27	@Washington State	26	285	3
N3	Arizona State	36	152	0
N10	@UCLA	12	44	0
D1	Oregon State	11	30	0
J1	Colorado\$	14	51	0
TOTAL		175	1,058	7



JEREMIAH JOHNSON		2008		
Date	Opponent	ATT	YDS	TD
A30	Washington	15	124	2
S6	Utah State	1	37	0
S13	@Purdue	17	96	0
S20	Boise State	22	94	1
S27	@Washington State	10	89	3
O4	@USC	13	45	1
O11	UCLA	11	30	0
O25	@Arizona State	9	58	2
N1	@California	20	117	1
N8	Stanford	15	135	1
N15	Arizona	6	38	0
N29	@Oregon State	17	219	1
D30	Oklahoma State%	12	119	1
TOTAL		168	1,201	13




ONTERRIO SMITH		2002		
Date	Opponent	ATT	YDS	TD
A31	Mississippi State	28	124	0
S7	Fresno State	35	124	2
S14	Idaho	18	104	3
S21	Portland State	21	115	2
O5	@Arizona	28	145	2
O12	@UCLA	25	152	0
O19	Arizona State	27	172	3
O26	USC	19	79	0
N2	Stanford		DNP	
N9	@Washington State	25	64	0
N16	Washington		DNP	
N23	@Oregon State		DNP	
D30	Wake Forest%%	18	62	0
TOTAL		244	1,141	12



LeGARRETTE BLOUNT		2008		
Date	Opponent	ATT	YDS	TD
A30	Washington	4	21	0
S6	Utah State	18	132	2
S13	@Purdue	11	131	2
S20	Boise State	18	99	1
S27	@Washington State	15	98	3
O4	@USC	9	0	0
O11	UCLA	7	111	2
O25	@Arizona State	8	58	2
N1	@California	4	1	0
N8	Stanford	10	90	2
N15	Arizona	9	75	1
N29	@Oregon State	17	112	1
D30	Oklahoma State%	7	74	1
TOTAL		137	1,002	17



TERRENCE WHITEHEAD		2004		
Date	Opponent	ATT	YDS	TD
S11	Indiana	9	41	0
S18	@Oklahoma	13	66	0
S25	Idaho	18	115	1
O2	Arizona State	23	98	0
O9	@Washington State	22	166	0
O16	Arizona	15	74	3
O23	@Stanford	28	131	1
O30	Washington	25	122	1
N6	@California	15	91	0
N13	UCLA	14	124	0
N20	@Oregon State	18	110	0
TOTAL		200	1,144	6




LaMICHAEL JAMES		2009		
Date	Opponent	ATT	YDS	TD
S3	@Boise State	2	22	0
S12	Purdue	9	56	0
S19	Utah	27	152	1
S26	California	21	118	1
O3	Washington State	13	81	2
O10	@UCLA	20	152	0
O24	@Washington	15	154	2
O31	USC	24	183	1
N7	@Stanford	18	125	1
N14	Arizona State	22	150	3
N21	@Arizona	19	117	0
D3	Oregon State	25	166	3
J1	Ohio State+	15	70	0
TOTAL		230	1,546	14

OREGON'S 1,000-YARD RUSHERS



LaMICHAEL JAMES		2010		
Date	Opponent	ATT	YDS	TD
S4	New Mexico		DNP	
S11	@Tennessee	16	134	1
S18	Portland State	14	227	2
S25	@Arizona State	28	94	1
O2	Stanford	31	257	3
O9	@Washington State	25	136	2
O21	UCLA	20	123	2
O30	@USC	36	239	3
N6	Washington	26	121	3
N13	@California	29	91	0
N26	Arizona	28	126	2
D4	@Oregon State	28	134	2
J10	Auburn**	13	49	0
TOTAL		294	1,731	21



KENJON BARNER		2012		
Date	Opponent	ATT	YDS	TD
S1	Arkansas State	9	66	2
S8	Fresno State	34	201	3
S15	Tennessee Tech	13	57	1
S22	Arizona	20	86	0
S29	vs. Washington State	20	195	3
O6	Washington	20	122	0
O18	@Arizona State	16	143	3
O27	Colorado	9	104	2
N3	@USC	38	321	5
N10	@Cal	20	65	0
N17	Stanford	21	66	0
N24	@Oregon State	28	198	2
J3	Kansas State\$\$	30	143	0
TOTAL		278	1,767	21



LaMICHAEL JAMES		2011		
Date	Opponent	ATT	YDS	TD
S3	vs. LSU	18	54	1
S10	Nevada	12	67	1
S17	Missouri State	12	204	3
S24	@Arizona	23	288	2
O6	California	30	239	1
O15	Arizona State		DNP	
O22	@Colorado		DNP	
O29	Washington State	13	53	0
N5	@Washington	25	156	1
N12	@Stanford	20	146	3
N19	USC	20	78	1
N26	Oregon State	24	142	1
D2	UCLA##	25	219	3
J2	Wisconsin+	25	159	1
TOTAL		247	1,805	18

&Independence Bowl (Shreveport, LA); &&Freedom Bowl (Anaheim, CA); +Rose Bowl Game (Pasadena, CA); *Cotton Bowl (Dallas, TX); ^Las Vegas Bowl (Las Vegas, NV); ~Aloha Bowl (Honolulu, HI); #Sun Bowl (El Paso, TX); %Holiday Bowl (San Diego, CA); \$Fiesta Bowl (Tempe, AZ); ; %%Seattle Bowl (Seattle, WA); **BCS Championships (Glendale, AZ); ##Pac-12 Championship (Eugene); \$\$Fiesta Bowl (Glendale, AZ)

100-YARD RUSHING GAMES BY YARDAGE (230)

Yds	Att	Player	Opponent	Date	Yds	Att	Player	Opponent	Date	
321	38	Kenjon Barner	@USC	11-3-2012	152	20	LaMichael James	@UCLA	10-10-2009	
288	23	LaMichael James	@Arizona	9-24-2011	27	LaMichael James	Utah	9-19-2009		
285	26	Onterio Smith	@Washington State	10-27-2001	25	Onterio Smith	@UCLA	10-12-2002		
257	31	LaMichael James	Stanford	10-2-2010	36	Onterio Smith	Arizona State	11-3-2001		
253	23	Jonathan Stewart	South Florida#	12-31-2007	31	Maurice Morris	Washington	9-30-2000		
251	32	Jonathan Stewart	@Washington	10-20-2007	15	Latin Berry	California	9-9-1989		
249	27	Bobby Moore	Utah	9-18-1971	150	22	LaMichael James	Arizona State	11-14-2009	
239	30	LaMichael James	California	10-6-2011	17	Saladin McCullough	Air Force#	12-20-1997		
	36	LaMichael James	@USC	10-30-2010	29	Bobby Moore	@Stanford	9-25-1971		
227	14	LaMichael James	Portland State	9-18-2010	18	Rocky Pamplin	@Utah	9-20-1969		
	27	Tony Cherry	Stanford	9-21-1985	149	17	Ngalu Kelemen	Idaho	9-15-1990	
223	25	Saladin McCullough	Arizona	11-9-1996	21	Reggie Brown	Stanford	9-6-1980		
219	25	LaMichael James	UCLA##	12-2-2011	147	17	Kenjon Barner	New Mexico	9-4-2010	
	17	Jeremiah Johnson	@Oregon State	11-29-2008	146	20	LaMichael James	@Stanford	11-12-2011	
217	39	Reuben Droughns	@Washington State	10-10-1998	28	Saladin McCullough	@Oregon State	11-23-1996		
215	23	Derek Loville	Idaho State	10-15-1988	145	28	Onterio Smith	@Arizona	10-5-2002	
214	22	Reuben Droughns	Stanford	9-26-1998	26	Saladin McCullough	Fresno State	9-20-1997		
212	15	Jack Morris	@USC	11-16-1957	27	Bobby Moore	@USC	10-9-1971		
204	12	LaMichael James	Missouri State	9-17-2011	144	23	Jonathan Stewart	Oklahoma	9-16-2006	
203	30	Derek Loville	@Arizona State	10-21-1989	19	Sean Burwell	Stanford	10-27-1990		
202	45	Reuben Droughns	@Arizona	10-23-1999	143	30	Kenjon Barner	Kansas State\$\$		
	17	Reuben Droughns	Michigan State	9-5-1998	16	Kenjon Barner	@Arizona State	10-18-2012		
201	34	Kenjon Barner	Fresno State	9-8-2012	28	Tony Cherry	Oregon State	11-23-1985		
198	28	Kenjon Barner	@Oregon State	11-24-2012	34	Tony Cherry	@Washington State	8-31-1985		
197	38	Reuben Droughns	Oregon State	11-20-1999	17	Reggie Ogburn	@Washington State	10-27-1979		
196	23	Don Reynolds	@Northwestern	10-5-1974	142	24	LaMichael James	Oregon State	11-26-2011	
195	20	Kenjon Barner	vs. Washington State	9-29-2012	12	Jonathan Stewart	@Arizona State	9-30-2006		
191	21	Bobby Moore	Washington	10-16-1971	141	15	Dennis Dixon	Houston	9-1-2007	
189	30	Sean Burwell	Washington State	9-7-1991	13	Mel Renfro	Rice	10-13-1962		
188	37	Reuben Droughns	Arizona State	10-30-1999	140	15	Ricky Whittle	Arizona State	11-5-1994	
183	24	LaMichael James	USC	10-31-2009	139	37	Maurice Morris	UCLA	9-23-2000	
	25	Bobby Moore	Washington State	10-3-1970	28	Derek Loville	Washington State	11-15-1986		
179	31	Don Reynolds	Utah	9-29-1973	26	Reggie Young	Oregon State	11-24-1979		
178	29	Don Reynolds	California	10-13-1973	28	Claxton Welch	Idaho	10-19-1968		
177	24	Ricky Whittle	California	10-15-1994	138	19	Maurice Morris	@Washington State	10-27-2001	
175	22	Maurice Morris	@Utah State	9-29-2001	18	Rick Kane	@California	10-12-1974		
173	14	Reggie Ogburn	@Oregon State	11-15-1980	18	Rick Kane	Oregon State	11-24-1973		
172	23	Terrence Whitehead	Stanford	10-25-2003	30	Claxton Welch	@Washington State	11-4-1967		
	27	Onterio Smith	Arizona State	10-19-2002	137	21	Dino Philyaw	California	10-15-1994	
	25	Reuben Droughns	@UCLA	10-17-1998	22	Tony Cherry	California	10-19-1985		
171	31	Kenjon Barner	Arizona State	10-15-2011	18	Bobby Moore	Army	11-14-1970		
170	24	Jeremiah Masoli	UCLA	10-11-2008	136	25	LaMichael James	@Washington State	10-9-2010	
168	22	Jonathan Stewart	Stanford	9-2-2006	135	10	Marcus Mariota	@Arizona State	10-18-2012	
	38	Bobby Moore	USC	10-24-1970	15	Jeremiah Johnson	Stanford	11-8-2008		
166	25	LaMichael James	Oregon State	12-3-2009	134	28	LaMichael James	@Oregon State	12-4-2010	
	22	Terrence Whitehead	@Washington State	10-9-2004	16	LaMichael James	@Tennessee	9-11-2010		
	20	Maurice Morris	Nevada	9-2-2000	24	Derek Loville	@Hawaii	12-3-1988		
165	17	Jonathan Stewart	Fresno State	9-15-2007	133	15	Kenjon Barner	@Oregon State	12-4-2010	
	20	Dave Grayson	@Utah	10-1-1960	20	Saladin McCullough	UCLA	10-11-1997		
164	13	Jeremiah Masoli	USC	10-31-2009	132	18	LeGarrette Blount	Utah State	9-6-2008	
163	39	Jonathan Stewart	Oregon State	12-1-2007	29	Terrence Whitehead	Stanford	11-2-2002		
161	27	Ricky Whittle	@California	10-14-1995	131	11	LeGarrette Blount	@Purdue	9-13-2008	
	36	Bobby Moore	@Washington State	10-30-1971	28	Jonathan Stewart	@Arizona	11-15-2007		
160	19	Jonathan Stewart	@Stanford	9-22-2007	28	Terrence Whitehead	@Stanford	10-23-2004		
	30	Ricky Whittle	@Utah	9-2-1995	15	Onterio Smith	@Arizona	10-6-2001		
159	25	LaMichael James	Wisconsin+	1-2-2012	30	Derek Loville	@Washington State	9-17-1988		
	25	Jonathan Stewart	Washington	11-4-2006	19	Gary Beck	Oregon State	11-19-1977		
	25	Dick Winn	Idaho	10-30-1965	130	19	Ricky Whittle	Pacific	10-7-1995	
156	25	LaMichael James	@Washington	11-5-2011	129	14	Maurice Morris	@UCLA	11-10-2001	
	36	Saladin McCullough	Oregon State	11-22-1997	17	Ricky Whittle	California	11-7-1992		
155	2	De'Anthony Thomas	Wisconsin+	1-2-2012	20	Sean Burwell	Utah State	10-6-1990		
154	15	LaMichael James	@Washington	10-24-2009	23	Derek Loville	@San Diego State	10-1-1988		
	22	Derek Loville	Long Beach State	9-10-1988	32	George Bennett	Oregon State	11-22-1975		
	21	John McKay	@Idaho	10-9-1948	128	27	Don Reynolds	Arizona State	9-15-1973	
153	14	Sean Burwell	Nevada-Las Vegas	9-26-1992	126	28	LaMichael James	Arizona	11-26-2010	
					12	Sean Burwell	Idaho	9-15-1990		
					125	13	Byron Marshall	Tennessee Tech	9-15-2012	
					18	LaMichael James	@Stanford	11-7-2009		

100-YARD RUSHING GAMES BY YARDAGE (229)

Yds	Att	Player	Opponent	Date	Yds	Att	Player	Opponent	Date
124	15	Jeremiah Johnson	Washington	8-30-2008	108	21	Reuben Droughns	Texas-El Paso	9-11-1999
	14	Terrence Whitehead	UCLA	11-13-2004		15	Tony Graziani	Oregon State	11-18-1995
	35	Onterio Smith	Fresno State	9-7-2002		17	Reggie Ogburn	@Colorado	9-8-1979
	28	Onterio Smith	Mississippi State	8-31-2002	107	11	Kenjon Barner	Washington State	10-29-2011
	22	Sean Burwell	Texas Tech	9-19-1992		28	Ricky Whittle	@Arizona	11-11-1995
	24	Sean Burwell	@California	11-10-1990		24	Bobby Moore	@UCLA	10-10-1970
	11	Pat Verutti	@Hawaii	11-29-1969	106	16	Jeremiah Masoli	Oklahoma State%	12-30-2008
123	15	Kenjon Barner	USC	11-19-2011		19	Vince Williams	Texas Christian	9-23-1978
	20	LaMichael James	UCLA	10-21-2010		24	Don Reynolds	Oregon State	11-24-1973
	23	Reuben Droughns	Washington State	11-6-1999	105	19	Vince Williams	@Colorado	9-9-1978
	12	Saladin McCullough	@Stanford	9-27-1997	104	9	Kenjon Barner	Colorado	10-27-2012
	27	Dino Philyaw	@USC	10-1-1994		18	Onterio Smith	Idaho	9-14-2002
122	17	De'Anthony Thomas	@Oregon State	11-24-2012		23	Darien Latimer	California	11-16-1996
	20	Kenjon Barner	Washington	10-6-2012		28	Sean Burwell	Brigham Young	9-29-1990
	21	Terrence Whitehead	@Arizona State	10-8-2005		19	Reggie Brown	@California	10-11-1980
	25	Terrence Whitehead	Washington	10-30-2004		14	Ed Radcliffe	@Wisconsin	9-30-1978
	4	Mel Renfro	Idaho	9-23-1961	103	3	Josh Huff	Arizona	11-26-2010
121	26	LaMichael James	Washington	11-6-2010		25	Jonathan Stewart	USC	10-4-2007
	20	Jonathan Stewart	UCLA	10-14-2006		10	Jeremiah Johnson	Arizona	11-18-2006
	15	Dave Grayson	@California	10-22-1960		23	Derek Loville	Oregon State	11-21-1987
120	21	Jonathan Stewart	California	9-29-2007		12	Woodley Lewis	Washington State	10-23-1948
	8	Mel Renfro	Utah	9-29-1962	102	7	De'Anthony Thomas	Fresno State	9-8-2012
119	12	Jeremiah Johnson	Oklahoma State%	12-30-2008		15	Maurice Morris	Oregon State	12-1-2001
	20	Terrence Whitehead	California	11-5-2005		16	Vince Williams	Washington State	10-28-1978
	28	Derek Loville	@UCLA	11-11-1989	101	20	Saladin McCullough	Colorado State	9-14-1996
	29	Tony Cherry	Washington	10-5-1985		15	Sean Burwell	California	10-2-1993
118	21	LaMichael James	California	9-26-2009		28	Jim Evenson	@Stanford	11-11-1967
	7	Don Reynolds	Stanford	10-21-1972	100	20	Reggie Ogburn	California	10-6-1979
117	15	Darron Thomas	Stanford	10-2-2010		6	Reggie Young	Washington	9-22-1979
	19	LaMichael James	@Arizona	11-21-2009					
	20	Jeremiah Johnson	@California	11-1-2008					
	13	Herman Ho-Ching	@Texas-El Paso	9-12-1998					
	18	Latin Berry	Long Beach State	10-28-1989					
	31	Derek Loville	@Oregon State	11-19-1988					
	18	Dwight Robertson	@Stanford	11-10-1979					
115	15	Kenjon Barner	@Colorado	10-22-2011					
	18	Terrence Whitehead	Idaho	9-25-2004					
	21	Onterio Smith	Portland State	9-21-2002					
	28	Saladin McCullough	@Washington	11-8-1997					
	25	Sean Burwell	Arizona State	10-3-1992					
	16	Latin Berry	@Washington State	9-17-1988					
	21	Reggie Brown	@Arizona State	11-22-1980					
	17	George Bell	@Oregon State	11-20-1948					
114	34	Maurice Morris	Arizona	10-21-2000					
	23	Saladin McCullough	Utah	10-18-1997					
	11	John McKay	Santa Barbara	9-18-1948					
113	15	Andre Crenshaw	@Washington	10-20-2007					
	18	Saladin McCullough	@USC	10-25-1997					
	11	Ricky Whittle	@California	10-2-1993					
	19	Ricky Whittle	Nevada-Las Vegas	9-26-1992					
	12	Mel Renfro	@Arizona	10-19-1963					
112	17	LeGarrette Blount	@Oregon State	11-29-2008					
111	7	LeGarrette Blount	UCLA	10-11-2008					
	15	Jonathan Stewart	@Michigan	9-8-2007					
111	29	Sean Burwell	@Texas Tech	9-14-1991					
	27	Derek Loville	Oregon State	11-18-1989					
	29	George Bennett	@Washington State	11-1-1975					
	21	George Bennett	Utah	10-25-1975					
	11	Willie West	USC	10-11-1958					
110	18	Terrence Whitehead	@Oregon State	11-20-2004					
	21	Maurice Morris	@Arizona	10-6-2001					
	18	Reuben Droughns	Nevada	9-18-1999					
	25	Bobby Moore	@Texas	10-2-1971					
110	21	Remene Alston Jr.	New Mexico	9-4-2010					
109	13	Cleveland Jones	Washington State	10-15-1960					
	17	Cleveland Jones	@Utah	10-1-1960					

TOP SINGLE-SEASON PER GAME RUSHING AVERAGES

Name	Year	TC	YG	Net	Avg.	TD	Yds/G
1. Reuben Droughns	1998	112	844	824	7.04	9	164.8
2. LaMichael James	2011	247	1870	1805	7.31	18	150.4
3. LaMichael James	2010	294	1840	1731	5.89	21	144.2
4. Kenjon Barner	2012	278	1849	1767	6.40	21	135.9
5. Jonathan Stewart	2007	280	1798	1722	6.15	11	132.5
6. Bobby Moore	1971	249	1295	1211	4.86	7	121.1
7. LaMichael James	2009	230	1608	1546	6.72	14	118.9
8. Onterio Smith	2002	244	1169	1141	4.68	12	114.1
9. Reuben Droughns	1999	277	1307	1234	4.45	9	112.2
10. Saladin McCullough	1997	267	1411	1343	5.03	9	111.9

&Independence Bowl (Shreveport, LA); &&Freedom Bowl (Anaheim, CA); +Rose Bowl Game (Pasadena, CA); *Cotton Bowl (Dallas, TX); ^Las Vegas Bowl (Las Vegas, NV); ~Aloha Bowl (Honolulu, HI); #Sun Bowl (El Paso, TX); %Holiday Bowl (San Diego, CA); \$Fiesta Bowl (Tempe, AZ); ;%%Seattle Bowl (Seattle, WA); **BCS Championships (Glendale, AZ); ##Pac-12 Championship (Eugene); \$\$Fiesta Bowl (Glendale, AZ)

100-YARD RUSHING GAMES BY YEAR

2012 (12)

Kenjon Barner	@USC	38-321
Kenjon Barner	Fresno State	34-201
Kenjon Barner	@Oregon State	28-198
Kenjon Barner	vs. Washington State	20-195
Kenjon Barner	Kansas State\$\$	31-143
Kenjon Barner	@Arizona State	16-143
Marcus Mariota	@Arizona State	10-135
Byron Marshall	Tennessee Tech	13-125
De'Anthony Thomas	@Oregon State	17-122
Kenjon Barner	Washington	20-122
Kenjon Barner	Colorado	9-104
De'Anthony Thomas	Fresno State	7-102

2011 (13)

LaMichael James	@Arizona	23-288
LaMichael James	California	30-239
LaMichael James	UCLA##	25-219
LaMichael James	Missouri State	12-204
Kenjon Barner	Arizona State	31-171
LaMichael James	Wisconsin+	25-159
LaMichael James	@Washington	25-156
De'Anthony Thomas	Wisconsin+	2-155
LaMichael James	@Stanford	20-146
LaMichael James	Oregon State	24-142
Kenjon Barner	USC	15-123
Kenjon Barner	@Colorado	10-115
Kenjon Barner	Washington State	11-107

2010 (14)

LaMichael James	Stanford	31-257
LaMichael James	@USC	36-239
LaMichael James	Portland State	14-227
Kenjon Barner	New Mexico	17-147
LaMichael James	@Washington State	25-136
LaMichael James	@Oregon State	28-134
LaMichael James	@Tennessee	16-134
Kenjon Barner	@Oregon State	15-133
LaMichael James	Arizona	28-126
LaMichael James	UCLA	20-123
LaMichael James	Washington	26-121
Darron Thomas	Stanford	15-117
Remene Alston Jr.	New Mexico	21-110
Josh Huff	Arizona	3-103

2009 (10)

LaMichael James	USC	24-183
LaMichael James	Oregon State	25-166
Jeremiah Masoli	USC	13-164
LaMichael James	@Washington	15-154
LaMichael James	Utah	27-152
LaMichael James	@UCLA	20-152
LaMichael James	Arizona State	22-150
LaMichael James	@Stanford	18-125
LaMichael James	California	21-118
LaMichael James	@Arizona	19-117

2008 (11)

Jeremiah Johnson	Washington	15-124
LeGarrette Blount	Utah State	18-132
LeGarrette Blount	@Purdue	11-131
Jeremiah Masoli	UCLA	24-170
LeGarrette Blount	UCLA	7-111
Jeremiah Johnson	@California	20-117
Jeremiah Johnson	Stanford	15-135
Jeremiah Johnson	@Oregon State	17-219
LeGarrette Blount	@Oregon State	17-112
Jeremiah Johnson	Oklahoma State%	12-119
Jeremiah Masoli	Oklahoma State%	16-106

2007 (11)

Dennis Dixon	Houston	15-141
Jonathan Stewart	@Michigan	15-111
Jonathan Stewart	Fresno State	17-165
Jonathan Stewart	@Stanford	19-160
Jonathan Stewart	California	21-120
Jonathan Stewart	@Washington	32-251
Andre Crenshaw	@Washington	15-113
Jonathan Stewart	USC	25-103
Jonathan Stewart	@Arizona	28-131
Jonathan Stewart	Oregon State	39-163
Jonathan Stewart	South Florida#	23-253

2006 (5)

Jonathan Stewart	Stanford	22-168
Jonathan Stewart	Oklahoma	23-144
Jonathan Stewart	@Arizona State	12-142
Jonathan Stewart	UCLA	20-121
Jonathan Stewart	Washington	25-159

2005 (2)

Terrence Whitehead	@Arizona State	21-122
Terrence Whitehead	California	20-199

2004 (6)

Terrence Whitehead	@Washington State	22-166
Terrence Whitehead	@Stanford	28-131
Terrence Whitehead	UCLA	14-124
Terrence Whitehead	Washington	25-122
Terrence Whitehead	Idaho	18-115
Terrence Whitehead	Oregon State	18-110

2003 (1)

Terrence Whitehead	Stanford	23-172
--------------------	----------	--------

2002 (8)

Onterio Smith	Arizona State	27-172
Onterio Smith	@UCLA	25-152
Onterio Smith	@Arizona	28-145
Terrence Whitehead	Stanford	29-132
Onterio Smith	Mississippi State	28-124
Onterio Smith	Fresno State	35-124
Onterio Smith	Portland State	21-115
Onterio Smith	Idaho	18-104

2001 (8)

Onterio Smith	@Washington State	26-285
Maurice Morris	@Utah State	22-175
Onterio Smith	Arizona State	36-152
Maurice Morris	@Washington State	19-138
Onterio Smith	@Arizona	15-131
Maurice Morris	@UCLA	14-129
Maurice Morris	@Arizona	21-110
Maurice Morris	Oregon State	15-102

2000 (4)

Maurice Morris	Nevada	20-166
Maurice Morris	Washington	31-152
Maurice Morris	UCLA	37-139
Maurice Morris	Arizona	34-114

1999 (6)

Reuben Droughns	@Arizona	45-207
Reuben Droughns	Oregon State	38-197
Reuben Droughns	Arizona State	37-188
Reuben Droughns	Washington State	23-123
Reuben Droughns	Nevada	18-110
Reuben Droughns	Texas-El Paso	21-108

1998 (5)

Reuben Droughns	@Washington State	39-217
Reuben Droughns	Stanford	22-214
Reuben Droughns	Michigan State	17-202
Reuben Droughns	@UCLA	25-172
Herman Ho-Ching	@Texas-El Paso	13-117

1997 (8)

Saladin McCullough	Oregon State	36-156
Saladin McCullough	Air Force^	17-150
Saladin McCullough	Fresno State	26-145
Saladin McCullough	UCLA	20-133
Saladin McCullough	@Stanford	12-123
Saladin McCullough	@Washington	28-115
Saladin McCullough	Utah	23-114
Saladin McCullough	@USC	18-113

1996 (4)

Saladin McCullough	Arizona	25-223
Saladin McCullough	@Oregon State	28-146
Darien Latimer	California	23-104
Saladin McCullough	Colorado State	20-101

1995 (4)

Ricky Whittle	@California	27-161
Ricky Whittle	@Utah	30-160
Ricky Whittle	Pacific	19-130
Ricky Whittle	@Arizona	28-107

1994 (4)

Ricky Whittle	California	24-177
Ricky Whittle	Arizona State	15-140
Dino Philyaw	California	21-137
Dino Philyaw	@USC	27-123

1993 (2)

Ricky Whittle	@California	11-113
Sean Burwell	@California	15-101

1992 (5)

Sean Burwell	Nevada-Las Vegas	14-153
Ricky Whittle	California	17-129
Sean Burwell	Texas Tech	22-124
Sean Burwell	Arizona State	25-115
Ricky Whittle	Nevada-Las Vegas	19-113

1991 (2)

Sean Burwell	Washington State	30-189
Sean Burwell	@Texas Tech	29-111

1990 (6)

Ngalu Kelemeni	Idaho	17-149
Sean Burwell	Stanford	19-144
Sean Burwell	Utah State	20-129
Sean Burwell	Idaho	12-126
Sean Burwell	@California	24-124
Sean Burwell	Brigham Young	28-104

1989 (5)

Derek Loville	@Arizona State	30-203
Latin Berry	California	15-152
Derek Loville	UCLA	28-119
Latin Berry	Long Beach State	18-117
Derek Loville	Oregon State	7-111

100-YARD RUSHING GAMES BY YEAR

1988 (7)

Derek Loville	Idaho State	23-215
Derek Loville	Long Beach State	22-154
Derek Loville	@Hawaii	24-134
Derek Loville	@Washington State	30-131
Derek Loville	@San Diego State	23-129
Derek Loville	@Oregon State	31-117
Latin Berry	@Washington State	16-115

1987 (1)

Derek Loville	Oregon State	23-103
---------------	--------------	--------

1986 (1)

Derek Loville	Washington State	28-139
---------------	------------------	--------

1985 (5)

Tony Cherry	Stanford	27-227
Tony Cherry	Oregon State	8-143
Tony Cherry	@Washington State	28-143
Tony Cherry	California	22-137
Tony Cherry	Washington	29-119

1980 (4)

Reggie Ogburn	@Oregon State	14-173
Reggie Brown	Stanford	21-149
Reggie Brown	@Arizona State	21-115
Reggie Brown	@California	19-104

1979 (6)

Reggie Ogburn	@Washington State	17-143
Reggie Young	Oregon State	26-139
Dwight Robertson	@Stanford	18-117
Reggie Ogburn	@Colorado	17-108
Reggie Ogburn	California	20-100
Reggie Young	Washington	6-100

1978 (4)

Vince Williams	Texas Christian	19-106
Vince Williams	@Colorado	19-105
Ed Radcliffe	@Wisconsin	14-104
Vince Williams	Washington State	16-102

1977 (1)

Gary Beck	Oregon State	19-131
-----------	--------------	--------

1975 (3)

George Bennett	Oregon State	32-129
George Bennett	Utah	21-111
George Bennett	@Washington State	29-111

1974 (2)

Don Reynolds	@Northwestern	23-196
Rick Kane	@California	18-138

1973 (5)

Don Reynolds	Utah	31-179
Don Reynolds	California	29-178
Rick Kane	Oregon State	18-138
Don Reynolds	Arizona State	27-128
Don Reynolds	Oregon State	24-106

1972 (1)

Don Reynolds	Stanford	7-118
--------------	----------	-------

1971 (6)

Bobby Moore	Utah	27-249
Bobby Moore	Washington	21-191
Bobby Moore	@Washington State	36-161
Bobby Moore	@Stanford	29-150
Bobby Moore	@USC	27-145
Bobby Moore	@Texas	25-110

1970 (4)

Bobby Moore	Washington State	25-183
Bobby Moore	USC	38-168
Bobby Moore	Army	18-137
Bobby Moore	@UCLA	24-107

1969 (2)

Rocky Pamplin	@Utah	18-150
Pat Verutti	@Hawaii	11-124

1968 (1)

Claxton Welch	Idaho	28-139
---------------	-------	--------

1967 (2)

Claxton Welch	@Washington State	30-138
Jim Evenson	@Stanford	28-101

1965 (1)

Dick Winn	Idaho	25-159
-----------	-------	--------

1963 (1)

Mel Renfro	@Arizona	12-113
------------	----------	--------

1962 (2)

Mel Renfro	Rice	13-141
Mel Renfro	Utah	8-120

1961 (1)

Mel Renfro	Idaho	4-122
------------	-------	-------

1960 (4)

Dave Grayson	@Utah	20-165
Dave Grayson	@California	15-121
Cleveland Jones	@Utah	17-109
Cleveland Jones	Washington State	13-109

1958 (1)

Willie West	USC	11-111
-------------	-----	--------

1957 (1)

Jack Morris	USC	15-212
-------------	-----	--------

1948 (4)

John McKay	@Idaho	21-154
George Bell	@Oregon State	17-115
John McKay	UC-Santa Barbara	11-114
Woodley Lewis	Washington State	12-103

&Independence Bowl (Shreveport, LA); &&Freedom Bowl (Anaheim, CA); +Rose Bowl Game (Pasadena, CA); *Cotton Bowl (Dallas, TX); ^Las Vegas Bowl (Las Vegas, NV); ~Aloha Bowl (Honolulu, HI); #Sun Bowl (El Paso, TX); %Holiday Bowl (San Diego, CA); \$Fiesta Bowl (Tempe, AZ); ; %%Seattle Bowl (Seattle, WA); **BCS Championships (Glendale, AZ); ##Pac-12 Championship (Eugene); \$\$Fiesta Bowl (Glendale, AZ)

100-YARD RUSHING DUOS

@Utah, Oct. 1, 1960

Dave Grayson, 165 yds, 20 att
Cleveland Jones, 107 yds, 17 att

Oregon St., Nov. 24, 1973

Ricky Kane, 138 yds., 18 att
Don Reynolds, 106 yds, 24 att

@Washington St., Sept. 17, 1988

Derek Loville, 131 yds, 30 att
Latin Berry, 115 yds, 16 att

Idaho, Sept. 15, 1990

Ngalu Kelemeni, 149 yds, 17 att
Sean Burwell, 126 yds, 12 att

UNLV, Sept. 26, 1992

Sean Burwell, 153 yds, 14 att
Ricky Whittle, 113 yds, 19 att

California, Oct. 15, 1994

Ricky Whittle, 177 yds, 24 att
Dino Philyaw, 137 yds, 21 att

@Arizona, Oct. 6, 2001

Onterio Smith, 131 yds, 15 att
Maurice Morris, 110 yds, 21 att

@Washington St., Oct. 27, 2001

Onterio Smith, 285 yds, 26 att
Maurice Morris, 138 yds, 19 att

@Washington, Oct. 20, 2007

Jonathan Stewart, 251 yds, 32 att
Andre Crenshaw, 113 yds, 15 att

UCLA, Oct. 11, 2008

Jeremiah Masoli, 170 yds, 24 att
LeGarrette Blount, 111 yds, 7 att

@Oregon St., Nov. 29, 2008

Jeremiah Johnson, 219 yds, 17 att
LeGarrette Blount, 112 yds, 17 att

Oklahoma St., Dec. 30, 2008

Jeremiah Johnson, 119 yds, 12 att
Jeremiah Masoli, 106 yds, 16 att

USC, Oct. 31, 2009

LaMichael James, 183 yds, 24 att
Jeremiah Masoli, 164 yds, 13 att

New Mexico, Sept. 4, 2010

Kenjon Barner, 147 yds, 17 att
Remene Alston Jr., 110 yds, 21 att

Stanford, Oct. 2, 2010

LaMichael James, 257 yds, 31 att
Darron Thomas, 117 yds, 15 att

Arizona, Nov. 26, 2010

LaMichael James, 126 yds, 28 att
Josh Huff, 103 yds, 3 att

@Oregon State, Dec. 4, 2010

LaMichael James, 134 yds, 28 att
Kenjon Barner, 133 yds, 13 att

Wisconsin, Jan. 2, 2012

LaMichael James, 159 yds, 25 att
De'Anthony Thomas, 155 yds, 2 att

Fresno State, Sept. 8, 2012

Kenjon Barner, 201 yds, 34 att
De'Anthony Thomas, 102 yds, 7 att

@Arizona State, Oct. 18, 2012

Kenjon Barner, 143 yds, 16 att
Marcus Mariota, 135 yds, 10 att

@Oregon State, Nov. 24, 2012

Kenjon Barner, 198 yds, 28 att
De'Anthony Thomas, 122 yds, 17 att

MULTIPLE 100-YARD RUSHING GAMES

LaMICHAEL JAMES 26

Yds	Att	Opponent	Yr
288	23	@Arizona	2011
257	31	Stanford	2010
239	30	California	2011
239	36	@USC	2010
227	14	Portland State	2010
219	25	UCLA##	2011
204	12	Missouri State	2011
183	24	USC	2009
166	25	Oregon State	2009
159	25	Wisconsin+	2011
156	25	@Washington	2011
154	15	@Washington	2009
152	20	@UCLA	2009
152	27	Utah	2009
150	22	Arizona State	2009
146	20	@Stanford	2011
142	24	Oregon State	2011
136	25	@Washington St.	2010
134	28	@Oregon State	2010
134	16	@Tennessee	2010
126	28	Arizona	2010
125	18	@Stanford	2009
123	20	UCLA	2010
121	26	Washington	2010
118	21	California	2009
117	19	@Arizona	2009

KENJON BARNER 14

Yds	Att	Opponent	Yr
321	38	@USC	2012
201	34	Fresno State	2012
198	28	@Oregon State	2012
195	20	vs. Washington St.	2012
171	31	Arizona State	2011
147	17	New Mexico	2010
143	31	Kansas State\$\$	2012
143	16	@Arizona State	2012
133	15	@Oregon State	2010
123	15	USC	2011
122	20	Washington	2012
115	10	@Colorado	2011
107	11	Washington State	2011
104	9	Colorado	2012

JONATHAN STEWART 14

Yds	Att	Opponent	Yr
253	23	South Florida#	2007
251	32	@Washington	2007
168	22	Stanford	2006
165	17	Fresno State	2007
163	39	Oregon State	2007
160	19	@Stanford	2007
159	25	Washington	2006
144	23	Oklahoma	2006
142	12	@Arizona State	2006
131	28	@Arizona	2007
121	20	UCLA	2006
120	21	California	2007
111	15	@Michigan	2007
103	25	USC	2007

SALADIN MCCULLOUGH 11

Yds	Att	Opponent	Yr
223	25	Arizona	1996
156	36	Oregon St.	1997
150	17	Air Force^	1997
146	28	@Oregon St.	1996
145	26	Fresno St.	1997
133	20	UCLA	1997
123	12	@Stanford	1997
115	28	@Washington	1997
114	23	Utah	1997
113	18	@USC	1997
101	20	Colorado St.	1996

SEAN BURWELL 11

Yds	Att	Opponent	Yr
189	30	Washington St.	1991
153	14	UNLV	1992
144	19	Stanford	1990
129	20	Utah St.	1990
126	12	Idaho	1990
124	22	Texas Tech	1992
124	24	@California	1990
115	25	Arizona St.	1992
111	29	@Texas Tech	1991
104	28	Brigham Young	1990
101	15	California	1993

DEREK LOVILLE 11

Yds	Att	Opponent	Yr
215	23	Idaho St.	1988
203	30	@Arizona St.	1989
154	22	Long Beach St.	1988
139	28	Washington St.	1986
134	24	@Hawaii	1988
131	30	@Washington St.	1988
129	23	@San Diego St.	1988
119	28	@UCLA	1989
117	31	@Oregon St.	1988
111	27	Oregon St.	1989
103	23	Oregon St.	1987

TERRENCE WHITEHEAD 10

Yds	Att	Opponent	Yr
172	23	Stanford	2003
166	22	@Washington St.	2004
132	29	Stanford	2002
131	28	@Stanford	2004
124	14	UCLA	2004
122	21	@Arizona State	2005
122	25	Washington	2004
119	20	California	2005
115	18	Idaho	2004
110	18	Oregon State	2004

ONTERRIO SMITH 10

Yds	Att	Opponent	Yr
285	26	@Washington St.	2001
172	27	Arizona State	2002
152	25	@UCLA	2002
152	36	Arizona St.	2001
145	28	@Arizona	2002
131	15	@Arizona	2001
124	35	Fresno State	2002
124	28	Mississippi St.	2002
115	21	Portland State	2002
104	18	Idaho	2002

REUBEN DROUGHNS 10

Yds	Att	Opponent	Yr
217	39	@Washington St.	1998
214	22	Stanford	1998
207	45	@Arizona	1999
202	17	Michigan St.	1998
197	38	Oregon St.	1999
188	37	Arizona St.	1999
172	25	@UCLA	1998
123	23	Washington St.	1999
110	18	Nevada	1999
108	21	UTEP	1999

BOBBY MOORE 10

Yds	Att	Opponent	Yr
249	27	Utah	1971
191	21	Washington	1971
183	25	Washington St.	1970
168	38	USC	1970
161	36	@Washington St.	1971
150	29	@Stanford	1971
145	27	@USC	1971
137	18	Army	1970
110	25	@Texas	1971
107	24	@UCLA	1970

MAURICE MORRIS 9

Yds	Att	Opponent	Yr
175	22	@Utah St.	2001
166	20	Nevada	2000
152	31	Washington	2000
139	37	UCLA	2000
138	19	@Washington St.	2001
129	14	@UCLA	2001
114	34	Arizona	2000
110	21	@Arizona	2001
102	15	Oregon St.	2001

RICKY WHITTLE 9

Yds	Att	Opponent	Yr
177	24	California	1994
161	27	@California	1995
160	30	@Utah	1995
140	15	Arizona St.	1994
130	19	Pacific	1995
129	17	California	1992
113	11	@California	1993
113	19	UNLV	1992
107	28	@Arizona	1995

JEREMIAH JOHNSON 6

Yds	Att	Opponent	Yr
219	17	@Oregon St.	2008
135	15	Stanford	2008
124	15	Washington	2008
119	12	Oklahoma St.%	2008
117	20	California	2008
103	10	Arizona	2006

DON REYNOLDS 6

Yds	Att	Opponent	Yr
196	23	@Northwestern	1974
179	31	Utah	1973
178	29	California	1973
128	27	Arizona St.	1973
118	7	Stanford	1972
106	24	Oregon St.	1973

TONY CHERRY 5

Yds	Att	Opponent	Yr
227	27	Stanford	1985
143	28	Oregon St.	1985
143	34	@Washington St.	1985
137	22	California	1985
119	29	Washington	1985

LeGARRETTE BLOUNT 4

Yds	Att	Opponent	Yr
132	18	Utah State	2008
131	11	@Purdue	2008
112	17	@Oregon State	2008
111	7	UCLA	2008

REGGIE OGBURN 4

Yds	Att	Opponent	Yr
173	14	@Oregon St.	1980
143	17	@Washington St.	1979
108	17	@Colorado	1979
100	20	California	1979

MEL RENFRO 4

Yds	Att	Opponent	Yr
141	13	Rice	1962
122	4	Idaho	1961
120	8	Utah	1962
113	12	@Arizona	1963

DE'ANTHONY THOMAS 3

Yds	Att	Opponent	Yr
155	2	Wisconsin+	2011
122	17	@Oregon State	2012
102	7	Fresno State	2012

JEREMIAH MASOLI 3

Yds	Att	Opponent	Yr
164	13	USC	2009
170	24	UCLA	2008
106	16	Oklahoma St.%	2008

LATIN BERRY 3

Yds	Att	Opponent	Yr
152	15	California	1989
117	18	Long Beach St.	1989
115	16	@Washington St.	1988

REGGIE BROWN 3

Yds	Att	Opponent	Yr
149	21	Stanford	1980
115	21	@Arizona St.	1980
104	19	@California	1980

VINCE WILLIAMS 3

Yds	Att	Opponent	Yr
106	19	TCU	1978
105	19	@Colorado	1978
102	16	Washington St.	1978

GEORGE BENNETT 3

Yds	Att	Opponent	Yr
129	32	Oregon St.	1975
111	21	Utah	1975
111	29	@Washington St.	1975

DINO PHILYAW 2

Yds	Att	Opponent	Yr
137	21	California	1994
123	37	@USC	1994

REGGIE YOUNG 2

Yds	Att	Opponent	Yr
139	26	Oregon St.	1979
100	6	Washington	1979

RICK KANE 2

Yds	Att	Opponent	Yr
138	18	@California	1974
138	18	Oregon St.	1973

CLAXTON WELCH 2

Yds	Att	Opponent	Yr
139	28	Idaho	1968
138	30	@Washington St.	1967

DAVE GRAYSON 2

Yds	Att	Opponent	Yr
165	20	@Utah	1960
121	15	@California	1960

CLEVELAND JONES 2

Yds	Att	Opponent	Yr
109	17	@Utah	1960
109	13	Washington St.	1960

JOHN MCKAY 2

Yds	Att	Opponent	Yr
154	21	@Idaho	1948
114	11	Santa Barbara	1948

&Independence Bowl (Shreveport, LA);
 &&Freedom Bowl (Anaheim, CA); +Rose Bowl
 Game (Pasadena, CA); *Cotton Bowl (Dallas, TX);
 ^Las Vegas Bowl (Las Vegas, NV); ~Aloha Bowl
 (Honolulu, HI); #Sun Bowl (El Paso, TX); %Holiday
 Bowl (San Diego, CA); \$Fiesta Bowl (Tempe, AZ); ;
 %%Seattle Bowl (Seattle, WA); **BCS Champion-
 ships (Glendale, AZ); ##Pac-12 Championship
 (Eugene); \$\$Fiesta Bowl (Glendale, AZ)

100-YARD RECEIVING GAMES BY YARDAGE (157)

Yds	Rec	Player	Opponent	Date	Yds	Rec	Player	Opponent	Date
242	9	Tony Hartley	Washington	11-7-1998	121	7	Cristin McLemore	Arizona State	11-5-1994
234	11	Derrick Deadwiler	@California	10-2-1993	6	6	Joe Reitzug	Tulsa&	12-16-1989
230	11	Cristin McLemore	Stanford	11-13-1993	4	4	Bob Palm	Washington State	11-2-1974
225	10	Bob Newland	@Illinois	9-19-1970	NA	NA	Darrell Robinson	Colorado	10-15-1949
214	6	Blake Spence	Utah	10-18-1997	120	8	Jaison Williams	@Arizona	11-15-2007
200	16	Samie Parker	Minnesota#	12-31-2003	7	7	Steve Bunker	Brigham Young	10-2-1965
199	6	Pat Johnson	Oregon State	11-22-1997	119	10	Jeff Maehl	@Washington State	10-9-2010
196	6	Marshaun Tucker	@Wisconsin	9-9-2000	3	3	Terry Obee	@San Diego State	10-1-1988
180	10	Josh Wilcox	Colorado State	9-14-1996	8	8	Andy Maurer	Army	11-8-1969
179	8	Pat Johnson	@Stanford	9-27-1997	118	8	Samie Parker	Stanford	10-25-2003
177	9	Jaison Williams	Oklahoma	9-16-2006	6	6	Marshaun Tucker	California	11-11-2000
	8	Damon Griffin	@Arizona State	9-28-1996	6	6	Tony Hartley	USC	10-24-1998
176	11	Cristin McLemore	Stanford	9-23-1995	5	5	Damon Griffin	Stanford	9-26-1998
175	9	Demetrius Williams	Washington State	9-27-2003	8	8	Pat Johnson	@Nevada	9-13-1997
169	5	Pat Johnson	Air Force^	12-20-1997	117	6	Terence Scott	Washington	8-30-2008
168	6	Demetrius Williams	@Stanford	10-1-2005	116	7	Tony Hartley	USC	9-25-1999
167	4	Damon Griffin	@Washington State	10-10-1998	6	6	Bobby Moore	Washington	10-25-1969
164	7	Lew Barnes	Washington State	10-27-1984	5	5	Dick Wilkins	Washington State	10-23-1948
163	9	Jaison Williams	@Washington State	10-21-2006	114	6	De'Anthony Thomas	California	10-6-2011
162	7	Samie Parker	Nevada	9-6-2003	12	12	Jeff Maehl	@Arizona	11-21-2009
	9	Samie Parker	Colorado\$	1-1-2002	113	6	Jordan Kent	@California	10-7-2006
161	9	Samie Parker	Fresno State	9-7-2002	7	7	Tony Hartley	Minnesota#	12-31-1999
160	6	Samie Parker	@Arizona	10-6-2001	9	9	Damon Griffin	@UCLA	10-17-1998
158	8	Lavasier Tuinei	Wisconsin+	1-2-2012	6	6	William Vincent	@Washington State	10-29-1977
155	9	Cristin McLemore	@Washington	11-4-1995	112	8	Jaison Williams	Portland State	10-28-2006
153	11	Bob Newland	Air Force	11-7-1970	5	5	Bobby Moore	@Air Force	11-6-1971
	9	Demetrius Williams	Arizona	10-16-2004	NA	NA	John McKay	@Michigan	10-2-1948
152	9	Keenan Howry	Stanford	10-20-2001	111	6	Tony Hartley	@Arizona	10-31-1998
	8	Tim Day	@Washington State	10-9-2004	6	6	Greg Moser	UCLA	10-31-1981
151	11	Greg Bauer	Stanford	11-13-1976	5	5	Dick Wilkins	@Washington	11-6-1948
150	7	Jibri Hodge	Nevada	9-7-1996	110	5	Demetrius Williams	@Washington	11-1-2003
148	11	Ed Dickson	California	9-26-2009	7	7	Jeff Thomason	San Diego State	9-8-1990
	7	Donald Haynes	Colorado~	12-25-1998	3	3	Wayne Johnson	@California	10-12-1974
147	7	Keenan Howry	USC	10-26-2002	5	5	Bob Palm	Arizona	9-16-1972
	5	Cristin McLemore	Illinois	9-9-1995	109	5	Josh Huff	@California	10-10-2012
146	8	Damon Griffin	Colorado~	12-25-1998	4	4	Dameron Ricketts	Colorado State	9-14-1996
145	8	Jeff Maehl	@USC	10-30-2010	4	4	Bobby DeBisschop	@Arizona	11-16-1985
	8	Tony Hargain	@Washington	10-14-1989	4	4	Greg Specht	@Army	11-14-1970
143	8	Bob Palm	Washington	10-27-1973	5	5	Jerry Barnett	@Washington	10-29-1960
	6	Bob Newland	Washington State	10-3-1970	108	4	Jaison Williams	Washington State	10-13-2007
	7	Bob Newland	California	9-12-1970	3	3	Demetrius Williams	@Arizona State	10-8-2005
142	4	Keenan Howry	@Oregon State	11-23-2002	9	9	Cristin McLemore	Arizona State	10-28-1995
	9	Marshaun Tucker	@Washington State	11-4-2000	5	5	Leland Glass	@Texas	10-2-1971
141	4	Steve Bunker	@Utah	9-25-1965	107	8	Jeff Maehl	UCLA	10-21-2010
139	5	Demetrius Williams	@Arizona	9-13-2003	9	9	Jason Willis	Utah	9-8-2001
	7	Rod Green	Arizona State	10-11-1986	106	5	Jaison Williams	Arizona State	11-3-2007
138	6	Jeff Maehl	Oregon State	12-3-2009	6	6	Jaison Williams	@Fresno State	9-9-2006
	11	Marshaun Tucker	@Arizona State	10-28-2000	4	4	Tony Hartley	Michigan State	9-5-1998
137	10	Jaison Williams	@Arizona State	9-30-2006	3	3	Willy Tate	@Illinois	9-25-1993
	6	Terry Obee	@Arizona	11-12-1988	5	5	Rod Green	@Oregon State	11-22-1986
136	8	Cameron Colvin	@Stanford	9-22-2007	105	8	David Paulson	Oregon State	11-26-2011
	7	Joe Reitzug	@Brigham Young	11-4-1989	4	4	Brian Paysinger	UCLA	10-14-2006
135	6	Demetrius Williams	@Mississippi State	8-30-2003	7	7	Leland Glass	@UCLA	10-10-1970
	6	Tony Hartley	@Arizona	10-23-1999	3	3	Greg Lindsey	Washington State	11-9-1968
	11	Josh Wilcox	Penn State+	1-2-1995	7	7	Ray Palm	@Indiana	11-14-1964
133	9	Jeff Maehl	Auburn**	1-10-2011	104	4	George Wrihster	Arizona State	10-19-2002
	9	Demetrius Williams	@Houston	9-1-2005	5	5	Maurice Morris	Texas%	12-29-2000
	10	Damon Griffin	@Oregon State	11-21-1998	4	4	Blake Spence	@Washington State	9-21-1996
	4	Terry Obee	Washington	10-3-1987	8	8	Derrick Deadwiler	Hawaii	9-5-1992
131	7	Bobby Moore	@UCLA	10-10-1970	6	6	Ken Page	Oregon State	11-19-1977
	7	Roger Smith	Colorado	9-23-1967	5	5	Bobby Moore	@Utah	9-20-1969
130	6	Russ Francis	@Air Force	9-22-1973	7	7	Ray Palm	Oregon State	11-20-1965
129	9	Bobby Moore	Army	11-8-1969	103	7	Ed Dickson	Washington State	10-3-2009
	5	Demetrius Williams	Indiana	9-11-2004	7	7	Ed Dickson	Boise State	9-20-2008
128	8	Samie Parker	@Mississippi State	8-30-2003	5	5	Kory Murphy	Montana	9-11-1993
	7	Pat Johnson	@Stanford	11-12-1994	102	4	Jaison Williams	@Washington State	9-27-2008
	4	Lew Barnes	@Arizona	10-6-1984	4	4	Jordan Kent	Oregon State	11-24-2006
127	9	Blake Spence	Fresno State	9-20-1997	5	5	Pat Johnson	Washington State	10-4-1997
	9	Greg Specht	@UCLA	9-29-1972	6	6	Willy Tate	USC	10-9-1993
	5	Steve Bunker	Oregon State	11-20-1965	8	8	Steve Bunker	Washington State	11-7-1964
126	9	Keenan Howry	Arizona State	11-3-2001	6	6	Cleveland Jones	Idaho	9-17-1960
	8	Keenan Howry	@USC	10-14-2000	101	8	De'Anthony Thomas	@California	10-10-2012
	8	Leland Glass	San Jose State	10-23-1971	5	5	Keenan Howry	Idaho	9-16-2000
	12	Demetrius Williams	@Washington State	10-9-2004	3	3	Donald Haynes	Washington	11-7-1998
125	6	Josh Huff	@USC	11-3-2012	3	3	Pat Johnson	@Fresno State	8-31-1996
	8	Terence Scott	Oklahoma State%	12-30-2008	100	9	Terrence Whitehead	@Arizona State	10-8-2005
	4	Keenan Howry	@Arizona State	10-28-2000	8	8	Tony Hartley	Oregon State	11-18-1999
	5	Anthony Jones	@UCLA	11-16-1991	5	5	Tony Hargain	Tulsa&	12-16-1989
124	4	Lew Barnes	Houston	9-24-1983					
	9	Willy Tate	@Arizona State	10-16-1993					
123	5	Demetrius Williams	@Arizona	10-22-2005					
	8	Greg Bauer	@Stanford	11-15-1975					
	6	Keenan Howry	@UCLA	10-9-1999					

&Independence Bowl (Shreveport, LA); &&Freedom Bowl (Anaheim, CA); +Rose Bowl Game (Pasadena, CA); *Cotton Bowl (Dallas, TX); ^Las Vegas Bowl (Las Vegas, NV); ~Aloha Bowl (Honolulu, HI); #Sun Bowl (El Paso, TX); %Holiday Bowl (San Diego, CA); \$Fiesta Bowl (Tempe, AZ); ;%Seattle Bowl (Seattle, WA); **BCS Championships (Glendale, AZ); ##Pac-12 Championship (Eugene); \$\$Fiesta Bowl (Glendale, AZ)

100-YARD RECEIVING GAMES BY YEAR

2012 (3)					
Josh Huff	@USC	6-125	Marshaun Tucker	@Wisconsin	6-196
Josh Huff	@California	5-109	Marshaun Tucker	@Washington State	9-142
De'Anthony Thomas	@California	8-101	Marshaun Tucker	@Arizona State	11-138
2011 (3)			Keenan Howry	@USC	8-126
Lavasier Tuinei	Wisconsin+	8-158	Keenan Howry	@Arizona State	4-125
De'Anthony Thomas	California	6-114	Marshaun Tucker	California	6-118
David Paulson	Oregon State	8-105	Maurice Morris	Texas%	5-104
2010 (4)			Keenan Howry	Idaho	5-101
Jeff Maehl	@USC	8-145	1999 (5)		
Jeff Maehl	Auburn**	9-133	Tony Hartley	@Arizona	6-135
Jeff Maehl	@Washington State	10-119	Keenan Howry	@UCLA	6-123
Jeff Maehl	UCLA	8-107	Tony Hartley	USC	7-116
2009 (4)			Tony Hartley	Minnesota#	7-113
Ed Dickson	California	11-148	Tony Hartley	Oregon State	8-100
Jeff Maehl	Oregon State	6-138	1998 (11)		
Jeff Maehl	@Arizona	12-114	Tony Hartley	Washington	9-242
Ed Dickson	Washington State	7-103	Damon Griffin	@Washington State	4-167
2008 (4)			Donald Haynes	Colorado~	7-148
Terence Scott	Oklahoma State%	8-125	Damon Griffin	Colorado~	8-146
Terence Scott	Washington	6-117	Damon Griffin	@Oregon State	10-133
Ed Dickson	Boise State	7-103	Damon Griffin	Stanford	5-118
Jaison Williams	@Washington State	4-102	Tony Hartley	USC	6-118
2007 (5)			Damon Griffin	@UCLA	9-113
Cameron Colvin	@Stanford	8-136	Tony Hartley	@Arizona	6-111
Jaison Williams	@Arizona	8-120	Tony Hartley	Michigan State	4-106
Jaison Williams	@Stanford	7-113	Donald Haynes	Washington	3-101
Jaison Williams	Washington State	4-108	1997 (7)		
Jaison Williams	Arizona State	5-106	Blake Spence	Utah	6-214
2006 (8)			Pat Johnson	Oregon State	6-199
Jaison Williams	Oklahoma	9-177	Pat Johnson	@Stanford	8-179
Jaison Williams	@Washington State	9-163	Pat Johnson	Air Force^	5-169
Jaison Williams	@Arizona State	10-137	Blake Spence	Fresno State	9-127
Jordan Kent	@California	6-113	Pat Johnson	@Nevada	8-118
Jaison Williams	Portland State	8-112	Pat Johnson	Washington State	5-102
Jaison Williams	@Fresno State	6-106	1996 (6)		
Brian Paysinger	UCLA	4-105	Josh Wilcox	Colorado State	10-180
Jordan Kent	@Oregon State	4-102	Damon Griffin	@Arizona State	8-177
2005 (5)			Jibri Hodge	Nevada	7-150
Demetrius Williams	@Stanford	6-168	Dameron Ricketts	Colorado State	4-109
Demetrius Williams	@Houston	9-133	Blake Spence	@Washington State	4-104
Demetrius Williams	@Arizona	5-123	Pat Johnson	@Fresno State	3-101
Demetrius Williams	@Arizona State	3-108	1995 (4)		
Terrence Whitehead	@Arizona State	9-100	Cristin McLemore	Stanford	11-176
2004 (4)			Cristin McLemore	@Washington	9-155
Demetrius Williams	Arizona	9-153	Cristin McLemore	Illinois	5-147
Tim Day	@Washington State	8-152	Cristin McLemore	Arizona State	9-108
Demetrius Williams	Indiana	5-129	1994 (3)		
Demetrius Williams	@Washington State	12-126	Josh Wilcox	Penn State+	11-135
2003 (8)			Pat Johnson	@Stanford	7-128
Samie Parker	Minnesota#	16-200	Cristin McLemore	Arizona State	7-121
Demetrius Williams	Washington State	9-178	1993 (6)		
Samie Parker	Nevada	7-162	Derrick Deadwiler	@California	11-243
Demetrius Williams	@Arizona	5-139	Cristin McLemore	Stanford	11-230
Demetrius Williams	@Mississippi State	6-135	Willy Tate	@Arizona State	9-124
Samie Parker	@Mississippi State	8-128	Willy Tate	@Illinois	3-106
Samie Parker	Stanford	8-118	Kory Murphy	Montana	5-103
Demetrius Williams	@Washington	5-110	Willy Tate	USC	6-102
2002 (4)			1992 (1)		
Samie Parker	Fresno State	9-161	Derrick Deadwiler	Hawaii	8-104
Keenan Howry	USC	7-147	1991 (1)		
Keenan Howry	@Oregon State	4-142	Anthony Jones	@UCLA	5-125
George Wrihster	Arizona State	4-104	1990 (1)		
2001 (5)			Jeff Thomason	San Diego State	7-110
Samie Parker	Colorado\$	9-162	1989 (4)		
Samie Parker	@Arizona	6-160	Tony Hargain	@Washington	8-145
Keenan Howry	Stanford	9-152	Joe Reitzug	@Brigham Young	7-136
Keenan Howry	Arizona State	9-126	Joe Reitzug	Tulsa&	6-121
Jason Willis	Utah	9-107	Tony Hargain	Tulsa&	5-100
1988 (2)			1988 (2)		
Terry Obee	@Arizona	6-137	Terry Obee	@Arizona	6-137
Terry Obee	@San Diego State	3-119	1987 (1)		
1987 (1)			Terry Obee	Washington	4-133
1986 (2)			1986 (2)		
Rod Green	Arizona State	7-139	Rod Green	Arizona State	7-139
Rod Green	@Oregon State	5-106	Rod Green	@Oregon State	5-106
1985 (1)			1985 (1)		
Bobby DeBisschop	@Arizona	4-109	Bobby DeBisschop	@Arizona	4-109
1984 (2)			1984 (2)		
Lew Barnes	Washington State	7-164	Lew Barnes	Washington State	7-164
Lew Barnes	@Arizona	4-128	Lew Barnes	@Arizona	4-128
1983 (1)			1983 (1)		
Lew Barnes	Houston	4-124	Lew Barnes	Houston	4-124
1981 (1)			1981 (1)		
Greg Moser	UCLA	6-111	Greg Moser	UCLA	6-111
1977 (2)			1977 (2)		
William Vincent	@Washington State	6-113	William Vincent	@Washington State	6-113
Ken Page	Oregon State	6-104	Ken Page	Oregon State	6-104
1976 (1)			1976 (1)		
Greg Bauer	Stanford	11-151	Greg Bauer	Stanford	11-151
1975 (1)			1975 (1)		
Greg Bauer	@Stanford	8-123	Greg Bauer	@Stanford	8-123
1974 (2)			1974 (2)		
Bob Palm	Washington State	4-121	Bob Palm	Washington State	4-121
Wayne Johnson	@California	3-110	Wayne Johnson	@California	3-110
1973 (2)			1973 (2)		
Bob Palm	Washington	8-143	Bob Palm	Washington	8-143
Russ Francis	@Air Force	6-130	Russ Francis	@Air Force	6-130
1972 (2)			1972 (2)		
Greg Specht	@UCLA	9-127	Greg Specht	@UCLA	9-127
Bob Palm	Arizona	5-110	Bob Palm	Arizona	5-110
1971 (3)			1971 (3)		
Leland Glass	San Jose State	8-126	Leland Glass	San Jose State	8-126
Bobby Moore	@Air Force	5-112	Bobby Moore	@Air Force	5-112
Leland Glass	@Texas	5-108	Leland Glass	@Texas	5-108
1970 (7)			1970 (7)		
Bob Newland	@Illinois	10-225	Bob Newland	@Illinois	10-225
Bob Newland	Air Force	11-153	Bob Newland	Air Force	11-153
Bob Newland	California	7-143	Bob Newland	California	7-143
Bob Newland	Washington State	6-143	Bob Newland	Washington State	6-143
Bobby Moore	@UCLA	7-131	Bobby Moore	@UCLA	7-131
Greg Specht	@Army	4-109	Greg Specht	@Army	4-109
Leland Glass	@UCLA	7-105	Leland Glass	@UCLA	7-105
1969 (4)			1969 (4)		
Bobby Moore	Army	9-129	Bobby Moore	Army	9-129
Andy Maurer	Army	8-119	Andy Maurer	Army	8-119
Bobby Moore	Washington	6-116	Bobby Moore	Washington	6-116
Bobby Moore	@Utah	5-104	Bobby Moore	@Utah	5-104
1968 (1)			1968 (1)		
Greg Lindsey	Washington State	3-105	Greg Lindsey	Washington State	3-105
1967 (1)			1967 (1)		
Roger Smith	Colorado	7-131	Roger Smith	Colorado	7-131
1965 (4)			1965 (4)		
Steve Bunker	@Utah	4-141	Steve Bunker	@Utah	4-141
Steve Bunker	Oregon State	5-127	Steve Bunker	Oregon State	5-127
Steve Bunker	Brigham Young	7-120	Steve Bunker	Brigham Young	7-120
Ray Palm	Oregon State	7-104	Ray Palm	Oregon State	7-104
1964 (2)			1964 (2)		
Ray Palm	@Indiana	7-105	Ray Palm	@Indiana	7-105
Steve Bunker	Washington State	8-102	Steve Bunker	Washington State	8-102
1960 (2)			1960 (2)		
Jerry Barnett	@Washington	5-109	Jerry Barnett	@Washington	5-109
Cleveland Jones	Idaho	6-102	Cleveland Jones	Idaho	6-102
1949 (1)			1949 (1)		
Darrell Robinson	Colorado	NA-121	Darrell Robinson	Colorado	NA-121
1948 (3)			1948 (3)		
Dick Wilkins	Washington State	5-116	Dick Wilkins	Washington State	5-116
John McKay	@Michigan	NA-112	John McKay	@Michigan	NA-112
Dick Wilkins	@Washington	5-111	Dick Wilkins	@Washington	5-111

&Independence Bowl (Shreveport, LA); +Rose Bowl Game (Pasadena, CA); *Cotton Bowl (Dallas, TX); ^Las Vegas Bowl (Las Vegas, NV); ~Aloha Bowl (Honolulu, HI); #Sun Bowl (El Paso, TX); %Holiday Bowl (San Diego, CA); \$Fiesta Bowl (Tempe, AZ); **BCS Championships (Glendale, AZ); ##Pac-12 Championship (Eugene); \$\$Fiesta Bowl (Glendale, AZ)

MULTIPLE 100-YARD RECEIVING GAMES

DEMETRIUS WILLIAMS				11
Yds	Rec	Opponent	Yr	
175	9	Washington St.	2003	
168	6	@Stanford	2005	
153	9	Arizona	2004	
139	5	@Arizona	2003	
135	6	@Mississippi St.	2003	
133	9	@Houston	2005	
129	5	Indiana	2004	
126	12	@Washington St.	2004	
123	5	@Arizona	2005	
110	5	@Washington	2003	
108	3	@Arizona State	2005	

JAISON WILLIAMS				10
Yds	Rec	Opponent	Yr	
177	9	Oklahoma	2006	
163	9	@Washinton St.	2006	
137	10	@Arizona State	2006	
120	8	@Arizona	2007	
113	7	@Stanford	2007	
112	8	Portland State	2006	
108	4	Washington State	2007	
106	5	Arizona State	2007	
106	6	Fresno State	2006	
102	4	@Washington St.	2008	

KEENAN HOWRY				8
Yds	Rec	Opponent	Yr	
152	9	Stanford	2001	
147	7	USC	2002	
142	4	@Oregon State	2002	
126	9	Arizona State	2001	
126	8	@USC	2000	
125	4	@Arizona State	2000	
123	6	@UCLA	1999	
101	5	Idaho	2000	

TONY HARTLEY				8
Yds	Rec	Opponent	Yr	
242	9	Washington	1998	
135	6	@Arizona	1999	
118	6	USC	1998	
116	7	USC	1999	
113	7	Minnesota#	1999	
111	6	@Arizona	1998	
106	4	Michigan State	1998	
100	8	Oregon State	1999	

SAMIE PARKER				7
Yds	Rec	Opponent	Yr	
200	16	Minnesota#	2003	
162	7	Nevada	2003	
162	9	Colorado\$	2001	
161	9	Fresno State	2002	
160	6	@Arizona	2001	
128	8	@Mississippi St.	2003	
118	8	Stanford	2003	

PAT JOHNSON				7
Yds	Rec	Opponent	Yr	
199	6	Oregon State	1997	
179	8	@Stanford	1997	
169	5	Air Force**	1997	
128	7	@Stanford	1994	
118	8	@Nevada	1997	
102	5	Washington St.	1997	
101	3	@Fresno State	1996	

JEFF MAEHL				6
Yds	Rec	Opponent	Yr	
145	8	@USC	2010	
138	6	Oregon State	2009	
133	9	Auburn**	2010	
119	10	@Washington St.	2010	
114	12	@Arizona	2009	
107	8	UCLA	2010	

DAMON GRIFFIN				6
Yds	Rec	Opponent	Yr	
177	8	@Arizona State	1996	
167	4	@Washington St.	1998	
146	8	Colorado~	1998	
133	10	@Oregon State	1998	
118	5	Stanford	1998	
113	9	@UCLA	1998	

CRISTIN MCLEMORE				6
Yds	Rec	Opponent	Yr	
230	11	Stanford	1993	
176	11	Stanford	1995	
155	9	@Washington	1995	
147	5	Illinois	1995	
121	7	Arizona State	1994	
108	9	Arizona State	1995	

BOBBY MOORE				5
Yds	Rec	Opponent	Yr	
131	7	@UCLA	1970	
129	9	Army	1969	
116	6	Washington	1969	
112	5	@Air Force	1971	
104	5	@Utah	1969	

MARSHAUN TUCKER				4
Yds	Rec	Opponent	Yr	
196	6	@Wisconsin	2000	
142	9	@Washington St.	2000	
138	11	@Arizona State	2000	
118	6	California	2000	

BOB NEWLAND				4
Yds	Rec	Opponent	Yr	
225	10	@Illinois	1970	
153	11	Air Force	1970	
143	7	California	1970	
143	6	Washington St.	1970	

STEVE BUNKER				4
Yds	Rec	Opponent	Yr	
141	4	@Utah	1965	
127	5	Oregon State	1965	
120	7	BYU	1965	
102	8	Washington St.	1964	

ED DICKSON				3
Yds	Rec	Opponent	Yr	
148	11	California	2009	
103	7	Washington St.	2009	
103	7	Boise State	2008	

BLAKE SPENCE				3
Yds	Rec	Opponent	Yr	
214	6	Utah	1997	
127	9	Fresno State	1997	
104	4	@Washington St.	1996	

WILLY TATE				3
Yds	Rec	Opponent	Yr	
124	9	@Arizona State	1993	
106	3	@Illinois	1993	
102	6	USC	1993	

TERRY OBBE				3
Yds	Rec	Opponent	Yr	
137	6	@Arizona	1988	
133	4	Washington	1987	
119	3	@San Diego St.	1988	

LEW BARNES				3
Yds	Rec	Opponent	Yr	
164	7	Washington St.	1984	
128	4	@Arizona	1984	
124	4	Houston	1983	

BOB PALM				3
Yds	Rec	Opponent	Yr	
143	8	Washington	1973	
121	4	Washington St.	1974	
110	5	Arizona	1972	

LELAND GLASS				3
Yds	Rec	Opponent	Yr	
126	8	San Jose State	1971	
108	5	@Texas	1971	
105	7	@UCLA	1970	

JOSH HUFF				2
Yds	Rec	Opponent	Yr	
125	6	@USC	2012	
109	5	@California	2012	

DE'ANTHONY THOMAS				2
Yds	Rec	Opponent	Yr	
114	6	California	2011	
101	8	@California	2012	

JORDAN KENT				2
Yds	Rec	Opponent	Yr	
113	6	@California	2006	
102	4	@Oregon State	2006	

DONALD HAYNES				2
Yds	Rec	Opponent	Yr	
148	7	Colorado+	1998	
101	3	Washington	1998	

JOSH WILCOX				2
Yds	Rec	Opponent	Yr	
180	10	Colorado State	1996	
135	11	Penn State\$	1994	

DERRICK DEADWILER				2
Yds	Rec	Opponent	Yr	
234	11	@California	1993	
104	8	Hawaii	1992	

TONY HARGAIN				2
Yds	Rec	Opponent	Yr	
145	8	@Washington	1989	
100	5	Tulsa&	1989	

JOE REITZUG				2
Yds	Rec	Opponent	Yr	
136	7	@BYU	1989	
121	6	Tulsa&	1989	

ROD GREEN				2
Yds	Rec	Opponent	Yr	
139	7	Arizona State	1986	
106	5	@Oregon State	1986	

GREG BAUER				2
Yds	Rec	Opponent	Yr	
151	11	Stanford	1976	
123	8	@Stanford	1975	

SINGLE-GAME
100-YARD DUOS

Oregon St., Nov. 20, 1965
Steve Bunker, 127 yds, 5 rec
Ray Palm, 104 yds, 7 rec

Army, Nov. 8, 1969
Bobby Moore, 129 yds, 9 rec
Andy Maurer, 119 yds, 8 rec

@UCLA, Oct. 10, 1970
Bobby Moore, 131 yds, 7 rec
Leland Glass, 105 yds, 7 rec

Tulsa&, Dec. 16, 1989
Joe Reitzug, 121 yds, 6 rec
Tony Hargain, 100 yds, 5 rec

Colorado St., Sept. 14, 1996
Josh Wilcox, 180 yds, 10 rec
Dameron Ricketts, 109 yds, 4 rec

Washington, Nov. 7, 1998
Tony Hartley, 242 yds, 9 rec
Donald Haynes, 101 yds, 3 rec

Colorado+, Dec. 25, 1998
Donald Haynes, 148 yds, 7 rec
Damon Griffin, 146 yds, 8 rec

@Arizona St., Oct. 28, 2000
Marshaun Tucker, 138 yds, 11 rec
Keenan Howry, 125 yds, 4 rec

@Mississippi St., Aug. 30, 2003
Demetrius Williams, 135 yds, 6 rec
Samie Parker, 128 yds, 8 rec

@Washington St., Oct. 9, 2004
Tim Day, 152 yds, 8 rec
Demetrius Williams, 126 yds, 12 rec

@Arizona State, Oct. 8, 2005
Demetrius Williams, 108 yds, 3 rec
Terrence Whitehead, 100 yds, 9 rec

@Stanford, Sept. 22, 2007
Cameron Colvin, 136 yds, 8 rec
Jaison Williams, 113 yds, 7 rec

@California, Nov. 10, 2012
Josh Huff, 109 yds, 5 rec
De'Anthony Thomas, 101 yds, 8 rec

GREG SPECHT				2
Yds	Rec	Opponent	Yr	
127	9	@UCLA	1972	
109	4	@Army	1970	

RAY PALM				2
Yds	Rec	Opponent	Yr	
105	7	@Indiana	1964	
104	7	Oregon State	1965	

DICK WILKINS				2
Yds	Rec	Opponent	Yr	
116	5	Washington St.	1948	
111	5	@Washington	1948	

&Independence Bowl (Shreveport, LA); +Rose Bowl Game (Pasadena, CA); *Cotton Bowl (Dallas, TX); ^Las Vegas Bowl (Las Vegas, NV); ~Aloha Bowl (Honolulu, HI); #Sun Bowl (El Paso, TX); %Holiday Bowl (San Diego, CA); \$Fiesta Bowl (Tempe, AZ); **BCS Championships (Glendale, AZ); ##Pac-12 Championship (Eugene); \$\$Fiesta Bowl (Glendale, AZ)

250-YARD PASSING GAMES BY YARDAGE

Yds	C-A-TD	Player	Opponent	Date	Yds	C-A-TD	Player	Opponent	Date
489	26-44-2	Bill Musgrave	@Brigham Young	11-4-1989	287	16-31-1	Tony Graziani	@USC	10-1-1994
468	29-56-3	Ryan Perry-Smith	@Arizona State	9-28-1996	22-33-3	Bill Musgrave	USC		10-10-1987
456	41-61-2	Danny O'Neil	Penn State+	1-2-1995	21-28-3	Dennis Dixon	Washington State		10-13-2007
	24-46-2	Akili Smith	Colorado~	12-25-1998	286	23-37-3	Bill Musgrave	Brigham Young	9-29-1990
443	31-46-3	Bill Musgrave	San Diego State	9-8-1990	285	21-46-0	Brett Salisbury	@UCLA	11-16-1991
442	19-32-3	Akili Smith	Washington	11-7-1998	284	26-47-3	Jeremiah Masoli	@Arizona	11-21-2009
437	36-55-3	Kellen Clemens	@Washington State	10-9-2004	282	22-37-0	Tony Graziani	@Washington	11-4-1995
434	26-43-6	Joey Harrington	@Arizona State	10-28-2000	17-23-2	Bill Musgrave	Washington		10-3-1987
430	35-55-4	Akili Smith	@Oregon State	11-21-1998	280	15-22-3	Akili Smith	@Washington State	10-10-1998
425	36-48-4	Kellen Clemens	Washington	10-15-2005	279	15-24-3	Joey Harrington	@Arizona	10-6-2001
397	21-30-4	Akili Smith	Arizona State	11-14-1998	278	20-39-2	Kellen Clemens	@Arizona State	10-8-2005
396	28-43-4	Dan Fouts	Air Force	11-7-1970	277	22-47-2	Joey Harrington	Wisconsin	9-1-2001
395	27-46-2	Ryan Perry-Smith	Colorado State	9-14-1996	22-46-1	Jack Henderson	Stanford		11-13-1976
393	22-29-3	Kellen Clemens	@Stanford	10-1-2005	276	19-41-1	Tony Graziani	Washington	10-26-1996
392	29-47-3	Bill Musgrave	Colorado State&&	12-29-1990	18-36-0	Herb Singleton	@USC		10-20-1973
386	31-44-4	Danny O'Neil	Stanford	11-13-1993	275	24-40-2	Kellen Clemens	Montana	9-10-2005
382	28-42-4	Joey Harrington	@USC	10-14-2000	22-33-0	Kellen Clemens	@Stanford		10-23-2004
377	27-34-6	Marcus Mariota	@California	11-10-2012	23-39-3	A.J. Feeley	USC		9-25-1999
376	33-48-2	Chris Miller	@USC	10-4-1986	274	11-17-3	Jeremiah Masoli	@Oregon State	11-29-2008
374	28-37-4	Dennis Dixon	@Stanford	9-22-2007	25-42-1	Brady Leaf	@Oregon State		11-24-2006
371	24-32-1	A.J. Feeley	@Washington	10-2-1999	273	19-30-2	Joey Harrington	Texas%	12-29-2000
369	20-36-3	Jason Maas	Utah	10-18-1997	271	20-33-2	Dan Fouts	Arizona	9-16-1972
368	26-37-4	Chris Miller	@San Diego State	10-26-1985	27-51-1	Dan Fouts	Stanford		9-26-1970
364	25-41-4	Danny O'Neil	@Arizona State	10-16-1993	270	22-41-3	Joey Harrington	Stanford	10-20-2001
363	27-40-2	Darron Thomas	Auburn**	1-10-2011	269	21-37-0	Chris Miller	Arizona State	10-11-1986
	32-42-2	Kellen Clemens	Minnesota#	12-31-2003	16-28-1	Danny O'Neil	@Illinois		9-25-1993
362	22-49-1	Joey Harrington	@Wisconsin	9-9-2000	268	17-23-3	Darron Thomas	Wisconsin+	1-2-2012
357	18-29-4	Akili Smith	Stanford	9-26-1998	267	19-38-1	Bill Musgrave	Oregon State	11-18-1989
350	28-42-4	Joey Harrington	Colorado\$	1-1-2002	266	20-33-2	Chris Miller	Stanford	9-21-1985
348	30-47-2	Kellen Clemens	@Houston	9-1-2005	15-25-4	Akili Smith	Michigan State		9-5-1998
347	29-42-2	Bill Musgrave	Washington State	10-7-1989	265	23-35-1	Darron Thomas	USC	11-19-2011
343	27-49-2	A.J. Feeley	@Michigan State	9-2-1999	17-25-1	Jack Henderson	@Georgia		9-10-1977
341	26-41-2	Dennis Dixon	Oklahoma	9-16-2006	264	21-38-1	Tom Blanchard	California	9-12-1970
340	27-55-1	Tony Graziani	Arizona State	10-28-1995	16-27-5	Jason Maas	@Stanford		9-27-1997
339	21-37-6	Danny O'Neil	@Stanford	11-12-1994	263	20-35-2	Dennis Dixon	@California	10-7-2006
336	21-30-1	Kellen Clemens	Arizona	10-16-2004	20-27-3	Bill Musgrave	@Iowa		9-16-1989
	20-45-2	Jason Fife	USC	9-14-2002	262	16-27-2	Brady Leaf	Washington State	10-21-2006
334	21-37-3	Jeremiah Masoli	@Stanford	11-7-2009	28-42-0	Chris Miller	Colorado		9-13-1986
333	24-46-0	Joey Harrington	@Oregon State	11-18-2000	22-32-0	Tom Blanchard	Army		11-8-1969
332	28-38-4	Kellen Clemens	Fresno State	9-17-2005	261	17-24-2	Joey Harrington	@Utah State	9-29-2001
327	19-27-2	Danny O'Neil	Washington State	10-30-1993	260	20-35-2	Marcus Mariota	Arizona	9-22-2012
322	23-49-2	Tony Graziani	@Utah	9-2-1995	19-33-1	Darron Thomas	@Arizona State		9-25-2010
320	23-39-2	Bill Musgrave	Tulsa&	12-16-1989	259	21-37-3	Chris Miller	@Washington State	8-31-1985
319	19-32-6	Joey Harrington	Arizona State	11-3-2001	258	18-32-1	Jeremiah Masoli	Oklahoma State%	12-30-2008
317	24-44-3	Kellen Clemens	Indiana	9-11-2004	22-41-2	Bill Musgrave	@Arizona		9-22-1990
316	19-32-3	Tony Graziani	@Fresno State	8-31-1996	257	21-27-2	Chris Miller	@Oregon State	11-22-1986
	21-28-3	Danny O'Neil	Montana	9-11-1993	256	19-34-2	Ryan Perry-Smith	California	11-16-1996
314	21-34-2	Danny O'Neil	@Colorado State	9-4-1993	255	19-35-2	Tony Graziani	@UCLA	9-16-1995
313	20-47-2	A.J. Feeley	@UCLA	10-9-1999	20-33-2	Jason Maas	@Nevada		9-13-1997
	17-33-3	Danny O'Neil	@California	10-2-1993	254	20-36-3	Jason Fife	Stanford	11-2-2002
312	26-40-1	Danny O'Neil	Hawaii	9-5-1992	16-32-1	Tony Graziani	@Stanford		10-12-1996
308	21-28-4	Marcus Mariota	Tennessee Tech	9-15-2012	253	21-25-3	Jeremiah Masoli	California	9-26-2009
	22-31-0	Darron Thomas	UCLA	10-21-2010	19-27-2	Dan Fouts	San Jose State		11-11-1972
305	27-40-4	Darron Thomas	Oregon State	11-26-2011	16-23-1	Danny O'Neil	@Arizona		11-6-1993
306	31-44-1	Dennis Dixon	California	9-29-2007	17-27-3	Harvey Winn	@USC		10-9-1971
304	20-23-4	Marcus Mariota	@USC	11-3-2012	252	20-35-1	Joey Harrington	California	11-11-2000
303	19-34-1	Jason Fife	Fresno State	9-7-2002	12-21-2	Tom Travato	Utah		9-24-1965
302	22-44-0	Bill Musgrave	@Washington	10-13-1990	250	17-21-4	Dan Fouts	Idaho	10-17-1970
298	21-26-2	Jeremiah Masoli	Arizona	11-15-2008	21-40-2	Bill Musgrave	@Washington		10-14-1989
	16-28-1	Chris Miller	@Arizona	11-16-1985					
297	20-35-2	Chris Miller	Washington State	11-15-1986					
	24-36-1	Danny O'Neil	USC	10-9-1993					
296	25-47-2	Dan Fouts	@UCLA	9-29-1972					
295	13-19-6	Darron Thomas	Nevada	9-10-2011					
	17-33-1	Akili Smith	Texas-El Paso	9-12-1998					
292	26-50-2	Tony Graziani	Stanford	9-23-1995					
	19-35-4	Danny O'Neil	@Texas Tech	9-14-1991					
	16-25-3	Dennis Dixon	@Michigan	9-8-2007					
291	21-46-3	Ryan Perry-Smith	@Washington State	9-21-1996					
288	19-32-1	Darron Thomas	@USC	10-30-2010					
	21-32-3	Jason Fife	Arizona State	10-19-2002					

&Independence Bowl (Shreveport, LA); &&Freedom Bowl (Anaheim, CA); +Rose Bowl Game (Pasadena, CA); *Cotton Bowl (Dallas, TX); ^Las Vegas Bowl (Las Vegas, NV); ~Aloha Bowl (Honolulu, HI); #Sun Bowl (El Paso, TX); %Holiday Bowl (San Diego, CA); \$Fiesta Bowl (Tempe, AZ); ; %%Seattle Bowl (Seattle, WA); ***BCS Championships (Glendale, AZ); ##Pac-12 Championship (Eugene); \$\$Fiesta Bowl (Glendale, AZ)

DANNY O'NEIL				9
Yds	C-A-TD	Opponent	Date	
456	41-61-2	Penn State+	1-02-1995	
386	31-44-4	Stanford	11-13-1993	
364	25-41-4	@Arizona State	10-16-1993	
339	21-37-6	@Stanford	11-12-1994	
327	19-27-2	Washington State	10-30-1993	
316	21-28-3	Montana	9-11-1993	
314	21-34-2	@Colorado State	9-04-1993	
313	17-33-3	@California	10-02-1993	
312	26-40-1	Hawaii	9-05-1992	

KELLEN CLEMENS				8
Yds	C-A-TD	Opponent	Date	
437	36-55-3	@Washington State	10-09-2004	
425	36-48-4	Washington	10-15-2005	
393	22-29-3	@Stanford	10-01-2005	
363	32-42-2	Minnesota#	12-31-2003	
348	30-47-2	@Houston	9-01-2005	
336	21-30-1	Arizona	10-16-2004	
332	28-38-4	Fresno State	9-17-2005	
317	24-44-3	Indiana	9-11-2004	

JOEY HARRINGTON				6
Yds	C-A-TD	Opponent	Date	
434	26-43-6	@Arizona State	10-28-2000	
382	28-42-4	@USC	10-14-2000	
362	22-49-1	@Wisconsin	9-09-2000	
350	28-42-4	Colorado\$	1-01-2002	
333	24-46-0	@Oregon State	11-18-2000	
319	19-32-6	Arizona State	11-03-2001	

BILL MUSGRAVE				6
Yds	C-A-TD	Opponent	Date	
489	26-44-2	@Brigham Young	11-04-1989	
443	31-46-3	San Diego State	9-08-1990	
392	29-47-3	Colorado State&&	12-29-1990	
347	29-42-2	Washington State	10-07-1989	
320	23-39-2	Tulsa&	12-16-1989	
302	22-44-0	@Washington	10-13-1990	

AKILI SMITH				5
Yds	C-A-TD	Opponent	Date	
456	24-46-2	Colorado~	12-25-1998	
442	19-32-3	Washington	11-07-1998	
430	35-55-4	@Oregon State	11-21-1998	
397	21-30-4	Arizona State	11-14-1998	
357	18-29-4	Stanford	9-26-1998	

MARCUS MARIOTA				3
Yds	C-A-TD	Opponent	Date	
377	27-34-6	@California	11-10-2012	
308	21-28-4	Tennessee Tech	9-15-2012	
304	20-23-4	@USC	11-03-2012	

DENNIS DIXON				3
Yds	C-A-TD	Opponent	Date	
374	28-37-4	Stanford	9-22-2007	
341	26-41-2	Oklahoma	9-16-2006	
306	31-44-1	California	9-29-2007	

A.J. FEELEY				3
Yds	C-A-TD	Opponent	Date	
371	24-32-1	@Washington	10-02-1999	
343	27-49-2	@Michigan State	9-02-1999	
313	20-47-2	@UCLA	10-09-1999	

TONY GRAZIANI				3
Yds	C-A-TD	Opponent	Date	
340	27-55-1	Arizona State	10-28-1995	
322	23-49-2	@Utah	9-02-1995	
316	19-32-3	@Fresno State	8-31-1996	

OREGON'S 300-YARD PASSERS

DARRON THOMAS				3
Yds	C-A-TD	Opponent	Date	
363	27-40-2	Auburn**	1-10-2011	
308	22-31-3	UCLA	10-21-2010	
305	27-40-4	Oregon State	11-26-2011	

JASON FIFE				2
Yds	C-A-TD	Opponent	Date	
336	20-45-2	USC	9-14-2002	
303	19-34-1	Fresno State	9-07-2002	

RYAN PERRY-SMITH				2
Yds	C-A-TD	Opponent	Date	
468	29-56-3	@Arizona State	9-28-1996	
395	27-46-2	Colorado State	9-14-1996	

CHRIS MILLER				2
Yds	C-A-TD	Opponent	Date	
376	33-48-2	@USC	10-04-1986	
368	26-37-4	@San Diego State	10-26-1985	

JEREMIAH MASOLI				1
Yds	C-A-TD	Opponent	Date	
334	21-37-3	@Stanford	11-07-2009	

JASON MAAS				1
Yds	C-A-TD	Opponent	Date	
369	20-36-3	Utah	10-18-1997	

DAN FOUTS				1
Yds	C-A-TD	Opponent	Date	
396	28-43-4	Air Force	11-07-1970	

&Independence Bowl (Shreveport, LA); &&Freedom Bowl (Anaheim, CA); +Rose Bowl Game (Pasadena, CA); *Cotton Bowl (Dallas, TX); ^Las Vegas Bowl (Las Vegas, NV); ~Aloha Bowl (Honolulu, HI); #Sun Bowl (El Paso, TX); %Holiday Bowl (San Diego, CA); \$Fiesta Bowl (Tempe, AZ); ; %%Seattle Bowl (Seattle, WA); **BCS Championships (Glendale, AZ); ##Pac-12 Championship (Eugene); \$\$Fiesta Bowl (Glendale, AZ)



Kellen Clemens (2003-05) is one of only three Oregon quarterbacks with multiple 400-yard passing games.

NATIONAL FOOTBALL FOUNDATION AND COLLEGE HALL OF FAME



J.W. Beckett
HB-T • 1913-1916



Hugo Bezdek
HC • 1906, 1913-17



John Kitzmiller
HB • 1928-30



Norm Van Brocklin
QB • 1947-48



Len Casanova
HC • 1951-66



Mel Renfro
HB • 1961-63



Bobby Moore
RB/WR • 1969-71



HOFer	Enshrined
J.W. Beckett	1972
Hugo Bezdek	1954
Len Casanova	1977
John Kitzmiller	1969
Bobby Moore	2007
Mel Renfro	1986
Norm Van Brocklin	1966


PRO FOOTBALL HALL OF FAME



Norm Van Brocklin
L.A. Rams/Eagles • 1971



Tuffy Leemans
Giants • 1978



Dan Fouts
Chargers • 1993



Mel Renfro
Cowboys • 1996



Dave Wilcox
49ers • 2000



Gary Zimmerman
Vikings/Broncos • 2008

Year listed on Pro Football Hall of Fame players is year of enshrinement.

OREGON DUCKS IN THE NFL DRAFT

Year	Rd	Pick	Player	Pos	Team	Year	Rd	Pick	Player	Pos	Team
2013	1	3	Dion Jordan	OLB	Miami Dolphins	1987	1	13	Chris Miller	QB	Atlanta Falcons
	1	20	Kyle Long	OG	Chicago Bears		3	74	Cliff Hicks	DB	Los Angeles Rams
	2	46	Kiko Alonso	LB	Buffalo Bills	1986	5	138	Lew Barnes	WR	Chicago Bears
	6	182	Kenjon Barner	RB	Carolina Panthers		9	240	Tony Cherry	RB	San Francisco 49ers
	6	192	John Boyett	S	Indianapolis Colts		11	298	Drew Smetana	T	San Diego Chargers
2012	2	61	LaMichael James	RB	San Francisco 49ers	1984	3	75	Steve Baack	NT	Detroit Lions
	5	155	Josh Kaddu	LB	Miami Dolphins		6	163	Dan Ralph	DT	Atlanta Falcons
	6	178	Mark Asper	G	Buffalo Bills		Supplemental		Gary Zimmerman	T	New York Giants
	7	240	David Paulson	TE	Pittsburgh Steelers	1983	2	50	Michael Walter	LB	Dallas Cowboys
2011	4	116	Casey Matthews	LB	Philadelphia Eagles		3	83	Steve Brown	DB	Houston Oilers
2010	2	38	T.J. Ward	FS	Cleveland Browns	1982	4	95	Reggie Brown	RB	Atlanta Falcons
	3	70	Ed Dickson	TE	Baltimore Ravens		6	151	Vince Williams	RB	San Francisco 49ers
	4	111	Walter Thurmond III	CB	Seattle Seahawks		11	300	Stu Yatsko	G	Denver Broncos
2009	2	34	Patrick Chung	SS	New England Patriots	1981	6	156	Bryan Hinkle	LB	Pittsburgh Steelers
	2	42	Jairus Byrd	CB	Buffalo Bills		12	325	Kevin McGill	T	Cleveland Browns
	2	49	Max Unger	OT	Seattle Seahawks	1980	4	97	Terry Dion	DE	Seattle Seahawks
	5	159	Fenuki Tupou	OT	Philadelphia Eagles		8	197	Don Coleman	WR	Denver Broncos
	6	205	Ra'Shon Harris	DT	Pittsburgh Steelers	1979	10	266	Bruce Beekley	LB	Atlanta Falcons
	7	247	Nick Reed	DE	Seattle Seahawks	1978	7	175	Fred Quillan	C	San Francisco 49ers
2008	1	13	Jonathan Stewart	RB	Carolina Panthers		9	225	Reggie Grant	DB	New York Jets
	5	156	Dennis Dixon	QB	Pittsburgh Steelers	1976	1	18	Mario Clark	DB	Buffalo Bills
	7	241	Geoff Schwartz	T	Carolina Panthers		8	232	Ron Hunt	T	Cincinnati Bengals
2007	5	155	Dante Rosario	TE	Carolina Panthers		12	322	Ron Lee	DB	San Diego Chargers
	6	187	Matt Toeaina	DT	Cincinnati Bengals		17	476	Chuck Wills	DB	Washington Redskins
	6	210	Jordan Kent	WR	Seattle Seahawks		17	486	Stan Woodfill	K	Dallas Cowboys
2006	1	12	Haloti Ngata	DT	Baltimore Ravens	1975	1	16	Russ Francis	TE	New England Patriots
	2	49	Kellen Clemens	QB	New York Jets		11	262	George Martin	DE	New York Giants
	4	111	Demetrius Williams	WR	Baltimore Ravens	1974	5	122	Tim Guy	T	Buffalo Bills
	7	235	Justin Phinisee	CB	Tampa Bay Buccaneers		16	400	Jack Conners	DB	San Francisco 49ers
2005	3	94	Adam Snyder	T	San Francisco 49ers	1973	2	52	Chuck Bradley	TE	Miami Dolphins
	7	223	Marcus Maxwell	WR	San Francisco 49ers		3	60	Timothy Stokes	T	Los Angeles Rams
2004	2	35	Igor Olshansky	DE	San Diego Chargers		3	64	Dan Fouts	QB	San Diego Chargers
	2	36	Junior Seavii	DT	Kansas City Chiefs	1972	1	4	Ahmad Rashad	WR	St. Louis Cardinals
	4	105	Samie Parker	WR	Kansas City Chiefs		1	22	Tom Drougas	T	Baltimore Colts
	6	198	Keith Lewis	DB	San Francisco 49ers		4	102	Tom Graham	LB	Denver Broncos
2003	4	104	George Wrihster	TE	Jacksonville Jaguars		8	190	Leland Glass	WR	Green Bay Packers
	4	105	Onterio Smith	RB	Minnesota Vikings		12	309	Mike Williams	DT	Kansas City Chiefs
	7	221	Keenan Howry	WR	Minnesota Vikings		17	436	John McKean	C	Los Angeles Rams
2002	1	3	Joey Harrington	QB	Detroit Lions	1971	7	172	Bob Newland	WR	New Orleans Saints
	2	54	Maurice Morris	RB	Seattle Seahawks		10	249	Jack Stambaugh	G	Cincinnati Bengals
	3	79	Rashad Bauman	CB	Washington Redskins		12	304	Tom Blanchard	P	New York Giants
	4	103	Justin Peelle	TE	San Diego Chargers		14	358	Lionel Coleman	DB	Los Angeles Rams
	6	188	Wesly Mallard	LB	New York Giants	1970	3	64	Andy Maurer	G	Atlanta Falcons
	7	246	Steve Smith	DB	Jacksonville Jaguars		4	90	Jim Evenson	RB	Pittsburgh Steelers
2001	5	155	A.J. Feeley	QB	Philadelphia Eagles		11	273	Alan Pitcaithley	RB	New York Giants
2000	3	81	Reuben Droughns	RB	Detroit Lions	1969	9	230	Claxton Welch	RB	Dallas Cowboys
	4	128	Peter Sirmon	LB	Tennessee Titans	1968	1	12	Jim Smith	DB	Washington Redskins
1999	1	3	Akili Smith	QB	Cincinnati Bengals	1967	15	382	Steve Bunker	TE	Los Angeles Rams
	4	133	Josh Bidwell	P	Green Bay Packers		16	402	Bill Smith	C	Pittsburgh Steelers
	7	208	Jed Weaver	TE	Philadelphia Eagles	1966	Supplemental		Dan Archer	G	Oakland Raiders
1998	2	42	Pat Johnson	WR	Baltimore Ravens	1965	10		Dave Tobey	LB	Pittsburgh Steelers
	5	146	Blake Spence	TE	New York Jets		Supplemental		Jerry Inman	DT	Denver Broncos
1997	3	82	Paul Wiggins	T	Pittsburgh Steelers	1964	2		Mel Renfro	DB	Dallas Cowboys
	3	94	Kenny Wheaton	DB	Dallas Cowboys		3		Dave Wilcox	LB	San Francisco 49ers
	7	204	Tony Graziani	QB	Atlanta Falcons		11		Bob Berry	QB	Philadelphia Eagles
1996	1	11	Alex Molden	DB	New Orleans Saints	1963	2		Steve Barnett	T	Chicago Bears
	4	103	Ricky Whittle	RB	New Orleans Saints		3		Ron Snidow	DE	Washington Redskins
	7	215	Jeremy Asher	LB	Washington Redskins	1962	Supplemental		Jerry Tarr	WR	Denver Broncos
1995	6	195	Dino Philyaw	RB	New England Patriots	1961	11		Riley Mattson	T	Washington Redskins
	7	209	Chad Cota	SAF	Carolina Panthers	1960	4		Willie West	DB	St. Louis Cardinals
	7	220	Herman O'Berry	DB	St. Louis Rams		15		John Wilcox	DT	Philadelphia Eagles
1994	3	75	Romeo Bandison	DT	Cleveland Browns		Supplemental		Jack Stone	T	Dallas Texans
	3	100	Ernest Jones	LB	Los Angeles Rams	1959	4		Bob Grottkau	OG	Detroit Lions
1993	6	161	Eric Castle	DB	San Diego Chargers	1956	7		Jack Morris	DB	Los Angeles Rams
1992	9	249	Muhammad Oliver	DB	Denver Broncos		8		Dick James	HB	Washington Redskins
	12	327	Matt LaBounty	DE	San Francisco 49ers	1955	1	1	George Shaw	QB	Baltimore Colts
1991	4	106	Bill Musgrave	QB	Dallas Cowboys		4		Jack Patera	LB	Baltimore Colts
	8	221	Tony Hargain	WR	San Francisco 49ers	1954	18		Emery Barnes	DE	Green Bay Packers
1990	3	78	Latin Berry	DB	Los Angeles Rams	1953	24		Monte Brethauer	DB	Baltimore Colts
	4	105	Chris Oldham	DB	Detroit Lions	1951	18		Dick Daugherty	OG	Los Angeles Rams
	8	217	Curt Dykes	T	Philadelphia Eagles	1950	8		Woodley Lewis	DB	Los Angeles Rams
	11	286	Daryl Reed	DB	Seattle Seahawks	1949	4		Norm Van Brocklin	QB	Los Angeles Rams
1989	2	50	Scott Kozak	LB	Houston Oilers	1948	15		Dan Garza	OE	New York Giants
	3	58	Matt Brock	DE	Green Bay Packers		25		Dick Wilkins	OE	New York Giants
	6	148	Thom Kaumeyer	DB	Los Angeles Rams	1943	15		Floyd Rhea	G	Brooklyn Dodgers
	Supplemental		Brett Young	DB	Buffalo Bills	1942	2		Curt Mecham	TB	Brooklyn Dodgers
1988	2	35	Anthony Newman	DB	Los Angeles Rams	1941	3		Jim Stuart	T	Washington Redskins
	4	88	Rollin Putzier	DT	Green Bay Packers	1940	5		Frank Emmons	FB	Philadelphia Eagles
	8	216	J.J. Birden	WR	Cleveland Browns	1937	6		Del Bjork	T	Chicago Bears
						1936	8		Ross Carter	G	Chicago Cardinals

OREGON DUCKS IN THE SUPER BOWL

Player	Team	Year(s)
Dan Archer	Oakland Raiders	1968
Bob Berry	Minnesota Vikings	1974, '75, '77
Eric Castle	San Diego Chargers	1995
Patrick Chung	New England Patriots	2012
Mario Clark	San Francisco 49ers	1985
Ed Dickson	Baltimore Ravens	2013
Dennis Dixon	Pittsburgh Steelers	2009
	Baltimore Ravens	2013
Reuben Droughns	New York Giants	2008
Russ Francis	San Francisco 49ers	1985
Dave Grayson	Oakland Raiders	1968
Tony Graziani	Atlanta Falcons	1999
Ronnie Harris	Atlanta Falcons	1999
Clifford Hicks	Buffalo Bills	1991, '92, '93
LaMichael James	San Francisco 49ers	2013
Pat Johnson	Baltimore Ravens	2001
Ernest Jones	Denver Broncos	1998
Derek Loville	San Francisco 49ers	1995
	Denver Broncos	1998, '99
George Martin	New York Giants	1987
Andy Maurer	Oakland Raiders	1968
	Denver Broncos	1978
Maurice Morris	Seattle Seahawks	2006
Bill Musgrave	San Francisco 49ers	1995
Haloti Ngata	Baltimore Ravens	2013
Chris Oldham	Buffalo Bills	1992
	Pittsburgh Steelers	1996
Spencer Paysinger	New York Giants	2012
Rollin Putzier	San Francisco 49ers	1990
Fred Quillan	San Francisco 49ers	1982, '85
Ahmad Rashad	Minnesota Vikings	1977
Mel Renfro	Dallas Cowboys	1971, '72, '76, '78
Jeff Stover	San Francisco 49ers	1985, '89
Jeff Thomason	Green Bay Packers	1997, '98
	Philadelphia Eagles	2005
Will Tukuafu	San Francisco 49ers	2013
Mike Walter	San Francisco 49ers	1985, '89, '90
Jed Weaver	New England Patriots	2005
Claxton Welch	Dallas Cowboys	1971, '72
Gary Zimmerman	Denver Broncos	1998

UO SUPER BOWL FACTS

Appearances: 54

Super Bowl Rings: 28

Most Appearances: 4 - Mel Renfro

Most Super Bowl Rings: 3 - Derek Loville and Mike Walter


NFL Teams Represented: 15 - Atlanta Falcons, Baltimore Ravens, Buffalo Bills, Dallas Cowboys, Denver Broncos, Green Bay Packers, Minnesota Vikings, New England Patriots, New York Giants, Oakland Raiders, Philadelphia Eagles, Pittsburgh Steelers, San Diego Chargers, San Francisco 49ers, Seattle Seahawks

NFL Team Represented Most Often: San Francisco 49ers (14)

Most Ducks in One Super Bowl: 5 - 2013 Baltimore Ravens (3) and San Francisco 49ers (2); 1985 San Francisco 49ers (5)




Maurice Morris
Super Bowl XL



Jed Weaver
Super Bowl XXXIX

ALL-AMERICA HONOREES



Shy Huntington
QB • 1916



George Christensen
TE • 1931



Raymond Morse
TE • 1934



Jake Leight
HB • 1945



Norm Van Brocklin
QB • 1948




George Shaw
QB • 1954



Steve Barnett
OT • 1961, 1962



Mel Renfro
HB • 1962, 1963



Bob Berry
QB • 1964



Jim Smith
DB • 1967




Bob Newland
WR • 1970



Bobby Moore
RB • 1971



Tom Drougas
OT • 1971



Gary Zimmerman
OG • 1983



Lew Barnes
WR • 1985




Chris Oldham
CB • 1989



Herman O'Berry
CB • 1994




Chad Cota
SS • 1994



Alex Molden
CB • 1995



Haloti Ngata
DT • 2005




Jonathan Stewart
RB • 2007



Nick Reed
DE • 2008



Cliff Harris
RET/AP • 2010



LaMichael James
RB/AP • 2010, 2011



Kenjon Barner
RB • 2012

Twenty-six University of Oregon football players own the distinction of earning first-team All-America honors during their illustrious collegiate careers. Included among that elite group but not pictured is Mike Mikulak (HB, 1933).

UNANIMOUS ALL-AMERICA AWARD

LaMichael James 2010

CONSENSUS ALL-AMERICA AWARDS

Kenjon Barner, RB 2012
 LaMichael James, RB/AP 2011
 Cliff Harris, RET/AP 2010
 LaMichael James, RB 2010
 Haloti Ngata, DT 2005
 Mel Renfro, HB 1962


ALL-AMERICA DUCKS BY POSITION

Position	No.
Running back	8
Defensive back	5
Quarterback	4
Receiver/Tight end	4
Offensive line	2
Defensive Line	2
Returner/All-purpose	2

ACADEMIC ALL-AMERICA FIRST-TEAM HONOREES



Steve Barnett
T • 1962



Tim Casey
LB • 1965



Mike Preacher
P • 1986



Bill Musgrave
QB • 1990
Football All-American
of the Year



Ryan Schmid
OL • 2000, 2001



Joey Harrington
QB • 2001



Nick Reed
DE • 2007, 2008

OREGON FOOTBALL HISTORY

NCAA TOP VIII AWARD

2007 Dennis Dixon, QB



Dennis Dixon (2004-07)

NCAA POST-GRADUATE SCHOLARSHIPS

- 1977 Willie Blasher Jr., LB (Alternate)
- 1990 Bill Musgrave, QB
- 2001 Ryan Schmid, OL
- 2008 Nick Reed, DL

**NATIONAL FOOTBALL FOUNDATION
HALL OF FAME SCHOLAR-ATHLETE**

1991 Bill Musgrave, QB



Bill Musgrave (1987-90)

ACADEMIC ALL-AMERICA SECOND/THIRD TEAM

- 1970 Dave Walker, DT, 3rd Team
- 1971 Tom Drougas, OT, 2nd Team
- 1985 Mike Preacher, P, 2nd Team
- 1994 Jeff Sherman, DB, 2nd Team
- 2011 Carson York, OL, 2nd Team

ACADEMIC ALL-CONFERENCE FIRST TEAM

- | | |
|--|--|
| <ul style="list-style-type: none"> 1981 Ed Hagerty, LB
Andy Vobora, LB 1982 Brian Castle, OT 1983 Paul Schwabe, PK
Dan Wilken, DB
Ryan Zinke, OL 1984 David Culp, DL
Bob Hudetz, LB 1985 Tony Hill, FS
Mike Preacher, P 1986 Gary Gilbert, OL
Rob Marshall, DL
Mike Preacher, P 1987 Gary Gilbert, OL
Todd Kunzman, OL
Chris Leupold, DL 1988 Chris Husko, OL
Thom Kaumeyer, S
Bill Musgrave, QB
Terry Obee, WR
Joe Taylor, DL 1989 Eric Castle, DB
Chris Husko, OL
Chris Leupold, DL
Bill Musgrave, QB 1990 Bud Bowie, OL
Andy Conner, LB
Bill Musgrave, QB 1991 Bud Bowie, OL
Ronnie Harris, WR
Joe Farwell, LB
Jeff Sherman, DB 1992 Joe Farwell, LB
Jeff Sherman, DB
Mark Slyman, DL 1993 Bryon Rockwell, LB
Jeff Sherman, DB
Mark Slyman, DL | <ul style="list-style-type: none"> 1994 Jeff Sherman, DB 1995 David Weber, OL 1996 David Weber, OL
Eric Winn, RB 1997 Caleb Smith, DL
David Weber, OL
Eric Winn, RB 1998 Terry Miller, DL
Caleb Smith, DL 1999 Terry Miller, DL
Ryan Schmid, OL
Caleb Smith, DL
Justin Wilcox, CB 2000 Mike Belisle, OL
Joey Harrington, QB
Dan Katz, PK
Ryan Schmid, OL
Walker Templeton, DL 2001 Ryan Schmid, OL
Dan Weaver, OL 2002 Dan Weaver, OL 2003 Dan Weaver, OL 2004 Jared Siegel, PK 2006 Jon Teague, OL 2007 Nick Reed, DE 2008 Jeff Kendall, OL
Matt Larkin, TE
Jon Teague, OL
Nick Reed, DE 2009 David Paulson, TE
Carson York, OL 2010 LaMichael James, RB
David Paulson, TE
Carson York, OL 2011 Mark Asper, OL
David Paulson, TE
Carson York, OL 2012 Koa Ka'ai, TE |
|--|--|

PAST "POP" WARNER AWARD WINNER


Presented Annually to Most Valuable Football Player on West Coast

1954 George Shaw, QB

MORRIS TROPHY

Outstanding Pac-10 Lineman

- 1980 Vince Goldsmith, DT
- 1983 Gary Zimmerman, OG
- 2004 Adam Snyder, OG
- 2005 Haloti Ngata, DT
- 2008 Nick Reed, DE



George Shaw (1951-54, right) receives 1954 Pop Warner Award from former winner Ernie Nevers (Oregon Archives)

ALL-PACIFIC COAST CONFERENCE FIRST TEAM

- 1916 Brick Mitchell, E
- 1917 John Beckett, T
- 1918 W.C. Snyder, G
- 1919 Jake Risley, C
- 1920 Shy Huntington, QB
- 1921 Bill Steers, QB
- 1922 Ken Bartlett, G
- 1923 Bill Steers, QB
- 1924 Earl Leslie, T
- 1925 Bill Steers, G
- 1926 Carl Vonder Ahe, T
- 1927 Tiny Shields, G
- 1928 Hal Chapman, QB
- 1929 Gene Shields, G
- 1930 John Kitzmiller, HB
- 1931 George Stadelman, G
- 1932 Austin Colbert, T
- 1933 John Kitzmiller, HB
- 1934 Mike Mikulak, FB
- 1935 Mike Mikulak, FB
- 1936 Raymond Morse, E
- 1937 Del Bjork, T
- 1938 Jim Stuart, T
- 1939 Jay Graybeal, HB
- 1940 Tom Roblin, HB
- 1941 Jake Leicht, HB
- 1942 Jake Leicht, HB
- 1943 Norm Van Brocklin, QB
- 1944 Brad Ecklund, C
- 1945 Brad Ecklund, C
- 1946 Dan Garza, E
- 1947 Norm Van Brocklin, QB
- 1948 Chester Daniels, G
- 1949 Darrell Robinson, E
- 1950 Earl Stelle, HB
- 1951 George Shaw, QB
- 1952 Emery Barnes, E
- 1953 Ron Pheister, C
- 1954 George Shaw, QB
- 1955 Jack Patera, G
- 1956 George Shaw, QB
- 1957 Phil McHugh, E
- 1958 Harry Mondale, G
- 1959 Jim Shanley, HB
- 1960 Bob Grottkau, G
- 1961 Bob Peterson, C
- 1962 Willie West, HB

ALL-COAST

Oregon's All-Coast Picks listed in lieu of no conference affiliation from 1958-63

- 1959 Bob Peterson, C
- 1960 Willie West, HB
- 1961 Dave Grosz, QB
- 1962 Dave Urell, G
- 1963 Steve Barnett, T
- 1964 Steve Barnett, T
- 1965 Mickey Ording, G
- 1966 Mel Renfro, HB
- 1967 Mel Renfro, HB
- 1968 George Dames, MG
- 1969 Mel Renfro, HB
- 1970 Steve Barnett, T
- 1971 Mickey Ording, G
- 1972 Mel Renfro, HB
- 1973 Mickey Ording, G
- 1974 Mel Renfro, HB
- 1975 Mickey Ording, G
- 1976 Mel Renfro, HB
- 1977 Mickey Ording, G
- 1978 Mel Renfro, HB
- 1979 Mickey Ording, G
- 1980 Mel Renfro, HB
- 1981 Mickey Ording, G
- 1982 Mel Renfro, HB
- 1983 Mickey Ording, G
- 1984 Mel Renfro, HB
- 1985 Mickey Ording, G
- 1986 Mel Renfro, HB
- 1987 Mickey Ording, G
- 1988 Mel Renfro, HB
- 1989 Mickey Ording, G
- 1990 Mel Renfro, HB
- 1991 Mickey Ording, G
- 1992 Mel Renfro, HB
- 1993 Mickey Ording, G
- 1994 Mel Renfro, HB
- 1995 Mickey Ording, G
- 1996 Mel Renfro, HB
- 1997 Mickey Ording, G
- 1998 Mel Renfro, HB
- 1999 Mickey Ording, G
- 2000 Mel Renfro, HB

ALL-PAC-12/PAC-10/PAC-8 CONFERENCE FIRST TEAM

- 1964 Dave Tobey, C
- 1965 Mark Richards, G
- 1966 Jim Smith, DHB
- 1967 Jim Smith, DHB
- 1968 George Dames, MG
- 1969 Omri Hildreth, DB
- 1970 Bobby Moore, FL
- 1971 Bobby Moore, TB
- 1972 Bob Newland, SE
- 1973 Tom Graham, LB
- 1974 Lionel Coleman, DHB
- 1975 Bobby Moore, TB
- 1976 Tom Drougas, OT
- 1977 John McKean, OG
- 1978 Bill Drake, DB
- 1979 Dan Fouts, QB
- 1980 Greg Specht, SE
- 1981 Russ Francis, TE
- 1982 Steve Donnelly, S
- 1983 Reggie Lewis, DT
- 1984 Steve Donnelly, S
- 1985 Mario Clark, DB
- 1986 Chuck Wills, DB
- 1987 Vince Goldsmith, DT
- 1988 Vince Goldsmith, DT
- 1989 Mike Walter, DE
- 1990 Steve Brown, DB
- 1991 Gary Zimmerman, OG
- 1992 Lew Barnes, KR
- 1993 Dan Ralph, DT
- 1994 Kevin Hicks, P
- 1995 Lew Barnes, WR
- 1996 Doug Herman, TE
- 1997 Doug Judge, DB
- 1998 Tony Cherry, KR
- 1999 Lew Barnes, WR
- 2000 Tony Cherry, RB
- 2001 Chris Miller, QB
- 2002 Chris Miller, QB
- 2003 Mike Preacher, P
- 2004 Anthony Newman, DB
- 2005 Rollin Putzier, DL
- 2006 Matt Brock, DE
- 2007 Chris Oldham, CB
- 2008 Chris Oldham, CB
- 2009 Bill Musgrave, QB
- 2010 Peter Brantley, DE
- 2011 Eric Castle, FS
- 2012 Marcus Woods, NT
- 2013 Tommy Thompson, PK
- 2014 Chad Cota, SS
- 2015 Alex Molden, CB
- 2016 Herman O'Berry, RS
- 2017 Danny O'Neil, QB
- 2018 Ricky Whittle, AP
- 2019 Jeremy Asher, LB
- 2020 Alex Molden, CB
- 2021 Ricky Whittle, RB
- 2022 Kenny Wheaton, CB
- 2023 Eric Winn, ST
- 2024 Josh Bidwell, P
- 2025 *Akili Smith, QB
- 2026 Nathan Villegas, PK
- 2027 Reuben Droughns, TB
- 2028 Michael Fletcher, DB
- 2029 Peter Sirmon, ILB
- 2030 Rashad Bauman, DB
- 2031 Jermaine Hanspard, ST
- 2032 *Joey Harrington, QB
- 2033 Keenan Howry, WR/PR
- 2034 Justin Peelle, TE
- 2035 Keenan Howry, PR
- 2036 Jared Siegel, PK
- 2037 Onterio Smith, RB
- 2038 Keith Lewis, S/ST
- 2039 Adam Snyder, OL
- 2040 Kenny Washington, KR
- 2041 Adam Snyder, OL
- 2042 #Haloti Ngata, DT
- 2043 Justin Phinisee, CB
- 2044 ^Jairus Byrd, DB
- 2045 Enoka Lucas, OL
- 2046 *Dennis Dixon, QB
- 2047 Patrick Chung, ROV
- 2048 Nick Reed, DE
- 2049 Jonathan Stewart, RB
- 2050 Max Unger, C
- 2051 Jairus Byrd, CB
- 2052 Patrick Chung, ROV
- 2053 Nick Reed, DE
- 2054 Max Unger, OL
- 2055 Ed Dickson, TE
- 2056 ^^LaMichael James, RB
- 2057 Cliff Harris, PR
- 2058 Jordan Holmes, C
- 2059 Talmadge Jackson III, CB
- 2060 LaMichael James, RB
- 2061 Jeff Maehl, WR
- 2062 Casey Matthews, LB
- 2063 David Paulson, TE
- 2064 LaMichael James, RB
- 2065 Dion Jordan, DL
- 2066 Josh Kaddu, LB
- 2067 Eddie Pleasant, DB
- 2068 \$DeAnthony Thomas, RS
- 2069 Kenjon Barner, RB
- 2070 Ifo Ekpre-Olomu, DB
- 2071 Hroniss Grasu, OL
- 2072 Dion Jordan, DE
- 2073 \$\$Marcus Mariota, QB

*Offensive Player of the Year
 #Defensive Player of the Year
 ^Co-Freshman of the Year (HM All-Conference)
 ^^Offensive Freshman of the Year (2nd Team All-Conference)
 \$Co-Offensive Freshman of the Year
 \$\$Offensive Freshman of the Year (1st Team All-Conference)

SENIOR POSTSEASON PARTICIPANTS

EAST-WEST SHRINE GAME

1925 Bob Mautz, E Gene Shields, G		Chuck Bradley, C Greg Specht, SE
1930 George Christensen, T Austin Colbert, G John Kitzmiller, FB	1973 Jack Conners, CB Tim Guy, OT	
1933 Bill Morgan, T	1975 Mario Clark, DB	
1934 Bree Cuppoletti, G Bernie Hughes, C Mike Mikulak, FB	1978 Kenny Bryant, DB 1980 Bryan Hinkle, LB Scott Setterlund, DT	
1935 Butch Morse, E	1981 Reggie Brown, TB	
1936 Ross Carter, G	1982 Mike Walter, DE	
1937 Del Bjork, T	1983 Dan Ralph, DT	
1939 Frank Emmons, B	1985 Lew Barnes, WR Tony Cherry, RB	
1940 Bob Smith, HB Jim Stuart, T	1988 Matt Brock, DE	
1943 Tommy Roblin, QB	1989 Chris Oldham, CB	
1944 Dick Ashcom, T Bill Mayther, G Floyd Rhea, G	1990 Bill Musgrave, QB Peter Brantley, DE Rory Dairy, SS	
1946 Jake Leicht, HB	1991 Jeff Thomason, TE Marcus Woods, NT	
1947 Duke Iverson, HB	1992 Eric Castle, FS Jeff Cummins, DE	
1949 Steve Dotur, T	1993 Romeo Bandison, DE	
1950 Ray Lung, G	1994 Chad Cota, SS Herman O'Berry, CB	
1955 Jack Patera, G Ron Pheister, C George Shaw, QB Lon Stiner, T	1995 Jeremy Asher, ILB Alex Molden, CB Ricky Whittle, TB	
1956 Phil McHugh, E	1996 Josh Wilcox, TE	
1958 Bob Grottkau, G Ron Stover, E	1998 Josh Bidwell, P Akili Smith, QB	
1960 Bob Peterson, C Dave Urell, G John Wilcox, T	1999 Tony Hartley, WR 2000 Matt Smith, LB 2001 Joey Harrington, QB Maurice Morris, TB	
1961 Kent Peterson, E	2002 Keenan Howry, WR David Moretti, LB	
1962 Steve Barnett, T Ron Snidow, T	2003 Keith Lewis, FS	
1964 Bob Berry, QB Lowell Dean, T Corky Sullivan, E	2006 Tim Day, TE Devan Long, DE	
1965 Dave Tobey, C Ray Palm, E Pat Matson, T	2007 Enoka Lucas, C 2008 Geoff Schwartz, OT 2009 Ra'Shon Harris, DT Nick Reed, DE Fenuki Tupou, OT	
1967 Jim Smith, DHB Cam Molter, DE	2010 T.J. Ward, S 2011 Brandon Bair, DT Jeff Maehl, WR Kenny Rowe, DE	
1969 Andy Maurer, TE	2012 Josh Kaddu, LB David Paulson, TE	
1970 Bob Newland, SE Lionel Coleman, DHB		
1971 Bobby Moore, TB Leland Glass, FL Tom Drougas, OT		
1972 Dan Fouts, QB Tim Stokes, OT		

SENIOR BOWL

1958 Jim Shanley, HB	1999 Peter Sirmon, LB Reuben Droughns, TB
1972 Tom Drougas, OT	2001 Rashad Bauman, CB Steve Smith, CB
1973 Dan Fouts, QB Chuck Bradley, C	2004 Adam Snyder, OT
1981 Reggie Brown, TB	2005 Terrence Whitehead, RB Demetrius Williams, WR
1984 Dale Dorning, DE	2009 Patrick Chung, S Max Unger, C Jeremiah Johnson, RB
1986 Chris Miller, QB	2010 LeGarrette Blount, RB Ed Dickson, TE
1987 Rollin Putzier, DT	2011 Casey Matthews, LB
1988 Matt Brock, DE Scott Kozak, LB	2013 Kiko Alonso, LB Kenjon Barner, RB Kyle Long, OL
1989 Curt Dykes, OT	
1990 Peter Brantley, DE	
1996 Paul Wiggins, OT	
1997 Blake Spence, TE	
1998 Eric Edwards, CB	

NFLPA COLLEGIATE BOWL

2007 Darius Sanders, DE	2010 Will Tukuafu, DE
2008 Matthew Harper, FS	2011 Spencer Paysinger, LB
2009 Jaison Williams, WR	2012 Lavasier Tuinei, WR

DISCONTINUED ALL-STAR GAMES

		Hula Bowl	
1949	Jim Berwick, G Dick Wilkins, E	1980	Vince Goldsmith, NG Steve Brown, DB
1955	Jack Patera, C	1983	Gary Zimmerman, OG
1960	Bob Peterson, C Willie West, HB	1984	Wendell Cason, CB
1961	Dave Grosz, QB	1985	Doug Judge, DB
1962	Kent Peterson, E	1986	#Chris Miller, QB
1963	Ron Snidow, T Steve Barnett, T Mickey Ording, G	1987	Anthony Newman, DB
1964	Larry Hill, HB Milt Kanehe, T Dick Imwalle, E *Dave Wilcox, G	1988	Thom Kaumeyer, DB Scott Kozak, LB
1965	Lowell Dean, T Bob Berry, QB	1989	Joe Meerten, TE Chris Oldham, CB Bill Musgrave, QB
1966	Dave Tobey, LB Ray Palm, E	1990	Marcus Woods, NT
1967	Ross Carter, G Jim Kollman, T	1991	Romeo Bandison, DE Steve Hardin, OT
1968	Jim Smith, DHB	1994	Silila Malepeai, NT Herman O'Berry, CB Chad Cota, SS
1969	George Dames, MG Warner Wong, T	1995	Cristin McLemore, WR Ricky Whittle, TB Rich Ruhl, LB
1970	Dennis Gassner, DE	1996	Tasi Malepeai, OG Josh Wilcox, TE
1971	Bob Newland, SE Jack Stambaugh, OG	1999	Nathan Villegas, PK
1972	Bobby Moore, TB Tom Graham, MLB	2001	Justin Peelle, TE
1973	Tim Stokes, OT	2004	Jerry Matson, LB Chris Solomona, DE Robby Valenzuela, DT
1974	Tim Guy, OT	2007	Palauni Ma Sun, OG Blair Phillips, MLB Matt Toeaina, DE
1975	Steve Donnelly, DB		
1979	Terry Dion, DE Steve Greatwood, OG		

Blue-Gray Classic

1972	Tim Stokes, OT
1980	Jamey Matthews, OG
1983	Steve Baack, DE
1984	Dale Dorning, DE
1985	Lew Barnes, WR
1986	Chris Miller, QB
1987	Rollin Putzier, DL
1989	Latin Berry, TB Chris Husko, OG
1991	Marcus Woods, NT
1993	Ernest Jones, LB Tommy Thompson, P/PK
1996	Derrick Barnes, LB Tony Graziani, QB Josh Wilcox, TE
1997	Pat Johnson, WR

College All-Star Game

1934	Mike Mikulak, FB
1935	Roy Morse, E
1937	Del Bjork, T
1940	Floyd Rhea, G Rich Aschom, T
1944	William Mayther, C
1945	William Mayther, C
1949	Norm Van Brocklin, QB
1955	Jack Patera, G George Shaw, QB Bob Grottkau, G
1959	Dave Wilcox, E Mel Renfro, HB
1964	Bobby Moore, TB
1972	Tim Stokes, OT
1973	Chuck Bradley, C Russ Francis, TE
1975	Mario Clark, DB

Coaches All-America Game

1962	Kent Peterson, E
1963	Ron Snidow, T Steve Barnett, T
1964	Dave Wilcox, DE
1965	Bob Berry, QB
1966	Pat Matson, T Dave Tobey, C
1968	Jim Smith, DHB
1972	Dan Fouts, QB Tim Stokes, OT
1975	Russ Francis, TE

Las Vegas All-American Classic

2003	Jason Fife, QB
2004	Marcus Maxwell, WR Nick Steitz, OG
2007	Blair Phillips, OLB

Oregon Football Awards**Skeie's Award (fka Hoffman Award)**

Presented to the team's outstanding player in a vote of team members.

Gonyea Award

The Joe Gonyea family presents the Wil Gonyea Award to the members of the football team to honor the squad's most inspirational player.

Casanova Award

Originated by Oregon's former head football coach and athletics director, is given to a first-year player who best exemplifies the ideal of competitiveness, team inspiration and outstanding performance.

Clarke Trophy

Selected as the most improved by the coaching staff, the award was inaugurated in honor of Dudley Clarke, captain of Oregon's 1909 team.

Ed Moshofsky Award

Oregon's top offensive lineman is the recipient of the Ed Moshofsky Award, which is a culmination of a year-long series of weekly citations voted by the Oregon Club of Portland's membership.

Joe Schaffeld Trophy

Named after Oregon's 24-year veteran assistant coach and former player, is awarded to the team's top defensive lineman.

Gordon E. Wilson Award

Given to Oregon's top performer on special teams, it is named on behalf of a former Oregon football letterman (1923-24) and given by the Glass family of Eugene and Portland.

Bob Officer Award

Presented to a player who has made a major contribution toward the success of the football program despite physical adversity, and is named after the Ducks' former head trainer.

Senior Academic/Attitude Award

Is given to the senior with a high academic average who has shown an exemplary attitude.

Duane Cargill Award

Named in honor of the former Oregon letterman (1960-62), is awarded to the team's player who made a significant impact.

SKIE'S AWARD

- 1939 Bob Smith, HB
- 1940 Dick Horne, E
- 1941 Curt Mecham, HB
- 1942 Floyd Rhea, G
- 1946 Duke Iverson, QB
- 1947 Jake Leicht, HB
- 1948 Brad Ecklund, C
- 1949 Woodley Lewis, HB
- 1950 Ray Lung, G
- 1951 Dick Patrick, C
- 1952 Monte Brethauer, E
- 1953 Ken Sweitzer, G
- 1954 George Shaw, QB
- 1955 Dick James, HB
- 1956 Phil McHugh, E
- 1957 Jim Shanley, HB
- 1958 Bob Peterson, C
- 1959 Willie West, HB
- Tom Keele, T

- 1960 Dave Grosz, QB
- 1961 Kent Petersen, E
- 1962 Ron Snidow, T
- 1963 Mel Renfro, HB
- 1964 Bob Berry, HB
- 1965 Dave Tobey, C
- 1966 Tim Temple, DHB
- 1967 Jim Smith, DHB
- 1968 George Dames, MG
- 1969 Bobby Moore, HB
- 1970 Bob Newland, SE
- 1971 Bobby Moore, TB
- Steve Rennie, LB
- 1972 Dan Fouts, QB
- 1973 Don Reynolds, TB
- 1974 Steve Donnelly, DB
- 1975 Chuck Wills, SS
- 1976 Darrell Mehl, LB
- 1977 Rob Plath, DT
- 1978 Bruce Beekley, LB
- 1979 Vince Goldsmith, DT
- 1980 Vince Goldsmith, DT
- Reggie Ogburn, QB
- 1981 Reggie Brown, TB
- 1982 Mike Walter, DE
- 1983 Lew Barnes, FL
- 1984 Doug Herman, TE
- 1985 Lew Barnes, FL
- 1986 Chris Miller, QB
- 1987 Anthony Newman, SS
- Rollin Putzier, NT
- 1988 Scott Kozak, LB
- 1989 Chris Oldham, CB
- 1990 Bill Musgrave, QB
- 1991 Eric Castle, FS
- 1992 Joe Farwell, LB
- 1993 Danny O'Neil, QB
- 1994 Chad Cota, SS
- 1995 Ricky Whittle, TB
- 1996 Kenny Wheaton, CB
- 1997 Saladin McCullough, TB
- 1998 Akili Smith, QB
- 1999 Michael Fletcher, Rov
- 2000 Joey Harrington, QB
- Matt Smith, LB
- 2001 Joey Harrington, QB
- 2002 Onterrio Smith, TB
- 2003 Kevin Mitchell, LB
- 2004 Terrence Whitehead, TB
- 2005 Haloti Ngata, DT
- 2006 Blair Phillips, LB
- 2007 Dennis Dixon, QB
- 2008 Nick Reed, DE
- 2009 LaMichael James, RB
- Jeremiah Masoli, QB
- 2010 LaMichael James, RB
- Casey Matthews, LB
- Darron Thomas, QB
- 2011 David Paulson, TE
- De'Anthony Thomas, RB
- 2012 Michael Clay, LB
- Marcus Mariota, QB

GONYEA AWARD

- 1989 Latin Berry, FB
- 1990 Rory Dairy, SS
- 1991 Todd Gydesen, OT
- 1992 Jeff Cummins, DE
- 1993 Juan Shedrick, FB

UNIVERSITY OF OREGON TEAM AWARDS

- 1994 Silila Malepeai, NT
- 1995 Troy Bailey, DE
- 1996 Josh Wilcox, TE
- 1997 Kevin Parker, TB
- 1998 Reuben Droughns, TB
- Kevin Parker, TB
- 1999 Reuben Droughns, TB
- 2000 Jason Nikolao, DT
- Saul Patu, DE
- 2001 Ryan Schmid, OL
- 2002 Seth McEwen, DE
- 2003 Jason Fife, QB
- 2004 Jerry Matson, LB
- 2005 Kellen Clemens, QB
- 2006 Brent Haberly, LB
- J.D. Nelson, FS
- 2007 A.J. Tuitele, LB
- 2008 Jeremiah Johnson, RB
- 2009 Walter Thurmond III, CB
- Will Tukuafu, DE
- 2010 Nate Costa, QB
- 2011 Ramsen Golpashin, OL
- Eddie Pleasant, S
- 2012 Dion Jordan, DE

CASANOVA AWARD

- 1971 Keith Davis, DE
- 1972 Don Reynolds, TB
- 1972 Steve Donnelly, S
- 1973 Rick Kane, TB
- 1974 Darrell Mehl, LB
- 1975 Jack Henderson, QB
- 1976 Bill Hoffman, OG
- Bruce Beekley, LB
- 1977 Vince Goldsmith, NG
- 1978 Neil Elshire, DE
- 1979 Reggie Ogburn, QB
- 1980 Reggie Brown, FB
- 1981 Michael Gray, DT
- 1982 Doug Judge, SS
- 1983 Dave Maley, DT
- Kevin McCall, TB
- 1984 Tony Cherry, TB
- Rollin Putzier, DT
- 1985 Garrett Holmes, C
- 1986 Derek Loville, TB
- 1987 Bill Musgrave, QB
- 1988 Curt Dykes, OT
- 1989 Gregg McCallum, PK
- Joe Farwell, LB
- 1990 Sean Burwell, TB
- 1991 Chad Cota, SS
- 1992 Alex Molden, CB
- Mike DiFonzo, OG
- 1993 Josh Wilcox, TE
- LaMont Woods, CB
- 1994 Pat Johnson, FL
- Kenny Wheaton, CB
- 1995 Joshua Smith, PK
- 1996 Saladin McCullough, TB
- 1997 Marco Aguirre, OT
- 1998 Reuben Droughns, TB
- Nathan Villegas, PK
- 1999 Keenan Howry, WR
- 2000 Maurice Morris, TB
- 2001 Onterrio Smith, TB
- 2002 Haloti Ngata, DT
- 2003 Dante Rosario, FB
- 2004 Jackie Bates, CB

- 2005 Patrick Chung, Rov
- 2006 Jairus Byrd, CB
- 2007 Will Tukuafu, DE
- 2008 Jeremiah Masoli, QB
- 2009 Michael Clay, LB
- 2010 Josh Huff, WR
- 2011 Hroniss Grasu, C
- 2012 DeForest Buckner, DL

CLARKE TROPHY

- 1961 Mike Gaecher, DHB
- 1962 Larry Hill, HB
- 1963 Dave Wilcox, G
- 1964 Corky Sullivan, E
- 1965 Jerry Inman, T
- 1966 George Dames, G
- 1967 Claxton Welch, HB
- 1968 Keith Sherman, LB
- 1969 Brad Halverson, C
- 1970 Jim Anderson, FB
- Fred Manual, DHB
- 1971 Jim Figoni, C
- 1972 Mike Jodoin, LB
- 1973 Mike Bolliger, OG
- 1974 Tom Yaru, LB
- 1975 Reggie Grant, CB
- Chuck Thomas, OG
- 1976 Tom Cafferty, WR
- 1977 Roy Geiger, P-K
- 1978 Vince Williams, FB
- Terry Dion, DE
- 1979 Chris Cosgrove, LB
- Jamey Matthews, OG
- 1980 Greg Moser, WR
- Scott Setterlund, DT
- 1981 Steve Johnson, DT
- 1982 Cliff Gibson, LB
- 1983 Dan Ralph, DT
- Kevin Hicks, P
- 1984 Todd Welch, LB
- Chris Miller, QB
- 1985 Tony Cherry, TB
- 1986 Ed Hulbert, FS
- 1987 Tom Talbot, LB
- Tim Parker, TE
- 1988 David Cusano, NT
- 1989 Andre Williams, DE
- 1990 Jeff Thomason, TE
- Eric Castle, FS
- 1991 Romeo Bandison, DE
- 1992 Ernest Jones, LB
- Tom Curran, C
- 1993 Cristin McLemore, FL
- 1994 Dino Philyaw, TB
- 1995 Ronnie Gipson, CB
- 1996 Ryan Perry-Smith, QB
- 1997 Eric Edwards, CB
- 1998 Chris Vandiver, ILB
- Jed Weaver, TE
- 1999 Faiva Talaai, DT
- 2000 Jeff Austin, C
- Jed Boice, DT
- 2001 Chris Tetterton, DT
- 2002 George Wrighster, TE
- 2003 Junior Siavii, DT
- 2004 Chris Solomona, DT
- 2005 Brent Haberly, LB
- 2006 Jordan Kent, WR

UNIVERSITY OF OREGON TEAM AWARDS

- 2007** Jerome Boyd, LB
Matthew Harper, FS
2008 Terence Scott, WR
2009 Blake Ferras, DT
2010 Zac Clark, DT
Terrell Turner, DE
2011 Dewitt Stuckey, LB
2012 Tyson Coleman, LB

ED MOSHOFSKY AWARD

- 1992** David Collinsworth, OT
1993 Eric Barnes, OG
1994 Steve Hardin, OT
1995 Paul Wiggins, OT
1996 Mark Gregg, C
1997 Seaton Daly, C/OG
1998 Stefan deVries, OG
1999 Deke Moen, C/OG
2000 Jim Adams, OT/OG
2001 Jim Adams, OT/OG
2002 Dan Weaver, C
2003 Dan Weaver, C

- 2004** Robin Knebel, OT
Adam Snyder, OG
2005 Enoka Lucas, C
2006 Max Unger, OT
2007 Max Unger, C
2008 Max Unger, C
2009 Bo Thran, OT
2010 Bo Thran, OT
2011 Mark Asper, OL
2012 Hroniss Grasu, C

JOE SCHAFFELD AWARD

- 1998** Leie Sualua, DT
1999 Terry Miller, DE
2000 Saul Patu, DE
2001 Zack Freiter, DT
2002 Igor Olshansky, DT
2003 Igor Olshansky, DT
2004 Devan Long, DT
2005 Devan Long, DT
2006 Matt Toeaina, DE/DT
2007 Nick Reed, DE

- 2008** Nick Reed, DE
2009 Will Tukuafu, DE
2010 Brandon Bair, DT
2011 Terrell Turner, DL
2012 Taylor Hart, DL

WILSON AWARD

- 1992** Tommy Thompson, P/PK
1993 Tommy Thompson, P/PK
1994 Matt Belden, P/PK
Jaiya Figueras, SS
1995 Derrick Barnes, OLB
1996 Eric Winn, FB
1997 Eric Winn, FB
1998 Josh Bidwell, P
1999 Dietrich Moore, OLB
2000 Jermaine Hanspard, DB
2001 Wesly Mallard, LB
2002 Jared Siegel, PK
2003 Keith Lewis, FS
Jared Siegel, PK
2004 Ryan Loftin, LS
2005 Justin Phinisee, PR
2006 Jon Pope, SS
Dante Rosario, TE
2007 Patrick Chung, ROV
2008 Patrick Chung, ROV
2009 Marvin Johnson, ROV
2010 Bryson Littlejohn, LB
2011 Dion Jordan, DL
2012 Derrick Malone, LB

OFFICER AWARD

- 1970** Tom Blanchard, QB
1971 Mike Williams, DT
1972 Greg Brosterhous, DE
1973 Tim Guy, OT
1974 Ralph LaMar, LB
1975 Laird Riffle, OG
1976 Raul Martinez, OT
1977 Reggie Grant, CB
1978 Pete Laughlin, OT
1979 Steve Greatwood, OG
1980 Bryan Hinkle, LB
1981 Ross Gibbs, CB
1982 Chris Cosgrove, LB
1983 Gary Zimmerman, OG
1984 Steve Jenson, OT
1985 Greg Schwab, OT
1986 Dave Maley, DT
1987 J.J. Birden, FL
1988 Matt Brock, DE
1989 David Cusano, NT
1990 Scot Boatright, C
Joe Reitzug, SE
1991 Jeff Thomason, TE
1992 Vince Ferry, TE
1993 Tom Curran, C
1994 Herman O'Berry, CB
1995 Jeremy Asher, ILB
1996 Bryant Jackson, NT
Tasi Malepeai, OG
1997 Jaiya Figueras, FS
1998 Damon Griffin, SE
1999 Justin Wilcox, CB
2000 Lee Gundy, OT
Garrett Sabol, OLB
2001 Seth McEwen, DT
2002 Joey Forster, OG

- 2003** Kevin Mitchell, LB
2004 Ramone Reed, LB
2005 Tim Day, TE
2006 J.D. Nelson, FS
2007 Geoff Schwartz, OT
A.J. Tuitele, LB
2008 Jerome Boyd, LB
2009 Bo Thran, OT
2010 C.E. Kaiser, OG
2011 Darrion Weems, OL
2012 Kiko Alonso, LB

SENIOR ACADEMIC/
ATTITUDE AWARD*

- 1977** Jack Henderson, QB
1978 Willie Blasher, LB
Bill Hoffman, OT
1979 Terry Dion, DE
Jeff Wood, FB
1980 Mike Nolan, FS
1981 Ed Hagerty, LB
1982 Kevin Lusk, QB
1983 Ryan Zinke, C
1984 Bob Hudetz, LB
1985 E.J. Duffy, LB
1986 Mike Preacher, P
1987 Tim Cooper, SS
1988 Gary Gilbert, C
1989 Todd Kunzman, OL
Chris Leupold, DL
1990 Bill Musgrave, QB
1991 Andy Conner, LB
1992 Ronnie Harris, SE
1993 Bryon Rockwell, ILB
1994 Jeff Sherman, FS
Mark Slymen, DE
1995 Paul Jensen, OLB
1996 Derrick Barnes, OLB
1997 David Weber, OT
1998 Stefan deVries, OG
1999 Terry Miller, DE
2000 Dan Katz, PK
2001 Ryan Schmid, OL
2002 Jose Arroyo, P
2003 Matt Floberg, FB
2004 Jared Siegel, PK
2005 Tim Day, TE
2006 Drew Larson, WR
2007 Eric Steimer, LS
2008 Matt Larkin, TE
2009 Titus Jackson, FS
2010 Jordan Holmes, C
2011 David Paulson, TE
2012 Carson York, OL

*previously the Sahlstrom Award

DUANE CARGILL AWARD

- 2001** Maurice Morris, TB
2002 Onterrio Smith, TB
2003 Samie Parker, WR
2004 Kellen Clemens, QB
2005 Terrence Whitehead, RB
Demetrius Williams, WR
2006 Jaison Williams, WR
2007 Jonathan Stewart, RB
2008 LeGarrette Blount, RB
2009 Jeff Maehl, WR
2010 Jeff Maehl, WR
2011 LaMichael James, RB
2012 Kenjon Barner, RB



Former Wide Receiver
Jeff Maehl (2007-2010)

UNIVERSITY OF OREGON ATHLETICS AWARDS

Emerald Athletic Trophy

Sponsored jointly by the athletic department and the Oregon Daily Emerald, it is awarded to a senior student based on outstanding achievement in the fields of athletics, scholarship and citizenship.

Higdon Trophy

It is awarded to a sophomore athletically for excellence in athletics, scholarship and citizenship. The honor is named after a former football and track standout who was killed prior to his junior year at Oregon.

Leo Harris Award

The Alumni Athletic Award was originated by the late Leo Harris, former director of athletics, and his wife and is given to an alumni letterman on the basis of 20 years of achievement and service since graduation.

Becky L. Sisley Award

Named after the University's first director of women's intercollegiate athletics, it is awarded to a former women's athlete commemorating community involvement, career development and support of University ideals.

EMERALD TROPHY

- 1951 Jack Keller, MBB/baseball
- 1952 Jack Hutchins, track
- 1953 Jim Livesay, baseball
- 1954 Ron Lowell, tennis
- 1955 Pete Williams, baseball
- 1956 Lon Stiner, football
- 1957 Phil McHugh, FB/basketball
- 1958 Jim Bailey, track
- 1959 Wimp Hastings, MBB/baseball
- 1960 Dave Edstrom, track
- 1961 Dave Grosz, football
- 1962 Mike Rose, football
- 1963 Steve Barnett, football
- 1964 Dick Imwalle, football
- 1965 Corkey Sullivan, football
- 1966 Ken Moore, track
- 1967 Neal Steinhauer, track
- 1969 Jim Smith, football
- 1969 Arne Kvalheim, track
- 1970 John Miller, wrestling
- 1971 Bob Newland, football
- 1972 Pete Shmock, track
- 1973 Steve Prefontaine, track
- 1974 Guy Krause, baseball
- 1975 Joe Percival, gymnastics
Don Reynolds, FB/baseball
- 1976 Ron Lee, basketball
- 1977 Greg Ballard, basketball
- 1978 Scott McEldowney, GYM
- 1979 Rudy Chapa, track
- 1980 Mike Ritchey, baseball
- 1981 Alberto Salazar, track
- 1982 Bev Smith, basketball
- 1983 Kevin Lusk, football
- 1984 Ryan Zinke, football
- 1985 Sue Harbour, volleyball
- 1986 Dub Myers, track
- 1987 Harold Kuphaldt, track
- 1988 Keith Balderston, basketball
- 1989 Glenn Jarrett, wrestling

UNIVERSITY OF OREGON ATHLETICS HONORS

- 1990 Terry Obee, football
- 1991 Bill Musgrave, football
- 1992 Bob Gray, track
- 1993 Ronnie Harris, football/track
- 1994 Kelly Blair, track
- 1995 Camara Jones, track
- 1996 Kevin Roberts, wrestling
- 1997 Chris Nelson, track
- 1998 Jeremy Ensrud, wrestling
- 1999 Josh Bidwell, football
- 2000 A.D. Smith, basketball
- 2001 Jerilyn White, women's golf
- 2002 Joey Harrington, football
- 2003 Santiago Lorenzo, track
- 2004 Luke Jackson, basketball
- 2005 Cathrine Kraayeveld, WBB
- 2006 Eric Mitchum, track
- 2007 Jordan Kent, football/track
- 2008 Dennis Dixon, football
- 2009 Galen Rupp, xcountry/track
- 2010 Ashton Eaton, track
- 2011 Jordan Holmes, football
- 2012 David Paulson, football
- 2013 Michael Clay, football

HIGDON TROPHY

- 1955 Phil McHugh, FB/basketball
- 1956 John Reventos, football
- 1957 Steve Anderson, track
- 1958 Mike Forrester, track
- 1959 George Larson, track
- 1960 Dyrol Burleson, track
- 1961 Vic Reeve, track
- 1962 Ted Abram, track
- 1963 Terry DeSylvia, football
- 1964 Bob Mitchell, wrestling
- 1965 Keith Lampard, baseball
- 1966 John Pinkstaff, basketball
- 1967 Gary Schutz, baseball
- 1968 John Miller, wrestling
- 1969 Larry Holliday, basketball
- 1970 Tom Graham, football
- 1971 Steve Prefontaine, track
- 1972 Guy Krause, baseball
- 1973 Don Reynolds, FB/baseball
- 1974 Ron Lee, basketball
- 1975 Greg Ballard, basketball
- 1976 Jack Henderson, football
- 1977 Sally Blicke, WBB/softball
- 1978 Rudy Chapa, track
- 1979 Melanie Batiste, track
- 1980 Bev Smith, basketball
- 1981 Leann Warren, track
- 1982 Eugene Young, football
- 1983 Kathy Hayes, track
- 1984 Sue Harbour, volleyball
- 1985 Deanna Schiedler, track
- 1986 Keith Balderston, basketball
- 1987 Scott Kozak, football
- 1988 Stefanie Kasperski, basketball
- 1989 Bill Musgrave, football
- 1990 Dan Vidlak, wrestling
- 1991 Kelly Blair, track/basketball
- 1992 Camara Jones, track
- 1993 LaReina Woods, track/VB
- 1994 Rick Cantwell, track
- 1995 Kenya Wilkins, basketball
- 1996 Milena Glusac, track
- 1997 Marie Davis, track

- 1998 Dietrich Moore, football
- 1999 Brianne Meharry, basketball
- 2000 Shaquala Williams, basketball
- 2001 Santiago Lorenzo, track
- 2002 Luke Jackson, basketball
Luke Ridnour, basketball
- 2003 Daria Panova, tennis
- 2004 Eric Mitchum, track
- 2005 Tommy Skipper, track
- 2006 Jen May, lacrosse
- 2006 Eric Mitchum, track
- 2007 Jessie Chatfield, track
- 2008 A.J. Acosta, track
Nicole Blood, track
- 2009 Moni Graf, women's golf
- 2010 Amanda Johnson, basketball
- 2011 Jordan Hasey, track
- 2012 Lauren Plum, volleyball
- 2013 Liz Brenner, vbll/WBB, track

LEO HARRIS AWARD

- 1967 Robert Koch, football
- 1968 Norm Van Brocklin, football
- 1969 John McKay, football
- 1970 Mel Krause, MBB/baseball
- 1971 Phil Settecase, baseball
- 1972 Hal Dunham, football
- 1973 Dr. Richard Zimmerman, track
- 1974 Ron Lowell, tennis
- 1975 Bill Dellinger, track
- 1976 Phil McHugh, FB/basketball
- 1977 John Robinson, football
- 1978 Jim Grelle, track
- 1979 Wayne Henninger, tennis
- 1980 Riley Mattson, football
- 1981 Mickey Bruce, football
- 1982 Charlie Warren, basketball
- 1983 Ron Snidow, football
- 1984 Dave Wilcox, football
- 1985 Bob Berry, football
- 1986 Dick Winn, football
- 1987 Tom Jernstedt, football
- 1988 Gundars Tilmanis, tennis
- 1989 Keith Sherman, football
- 1990 Roscoe Divine, track
- 1991 Bob Newland, football
- 1992 Ahmad Rashad, football
- 1993 Dan Fouts, football
- 1994 Paul Halupa, basketball
- 1995 Tim Slapnicka, football
- 1996 Tinker Hatfield, track
- 1997 Dave Taylor, track
- 1998 Mike Drummond, basketball
- 1999 Rob Closs, basketball
- 2000 Mike Ritchey, baseball
- 2001 Rudy Chapa, track
Alberto Salazar, track
- 2002 Ed Hagerty, football
- 2003 Cliff Gibson, football
- 2004 Jim Hill, track
- 2005 Mike Jorgensen, football
- 2006 Paul Weinhold, golf
- 2007 Chris Miller, football
- 2008 Keith Balderston, basketball
- 2009 Greg Erwin, track
- 2010 Aaron Thomas, football
- 2011 Chris Leupold, football
- 2012 Bill Musgrave, football

BECKY SISLEY AWARD

- 2000 Shelley Briggs, field hockey
- 2001 Peg Rees, bsktbl/sbll/vbll
- 2002 Mary L. Brorby, WBB/SB/VB
Diane Smith, WBB/fldhcky/SB
- 2003 Tama Rowan, swimming
- 2004 Krista Parent, softball
- 2005 Sally Blicke-Cassidy, WBB/SB
- 2006 Bev Smith, basketball
- 2007 Kim Roth Geelan, track
- 2008 Charlene Carter, field hockey
June Liu, softball
- 2009 Lauri Landerholm, WBB/track
- 2010 Sarah Grall, tennis
- 2011 Helen Higgins, tennis
- 2012 Grace Golden, track
- 2013 Liz Wilson, track/xcountry

NOTABLE OREGON STANDOUTS



Kenjon Barner (2009-12) — Took advantage of his lone season as Oregon's featured running back his senior season, earning consensus All-America acclaim and finishing as a finalist for the Doak Walker Award and Walter Camp Player-of-the-Year accolades. . .Completed collegiate career rushing for 3,623 yards and 41 touchdowns as well as 5,848 all-purpose yards and 50 scores. . .The first-team Pac-12 all-conference choice became the first player in at least 47 years to score touchdowns via the run, as a receiver, returning kickoffs and running back punts in a career in 2010. . .Graduated ranking second on the school's all-time rushing chart, 21 yards shy of the Ducks' career all-purpose yards record and third on their career scoring ledger (300). . .Set the Ducks' single-game rushing record with 321 yards in the win at USC, where he also equalled his modern-day record by scoring five touchdowns in the L.A. Coliseum. . .Also finished second on Oregon's single-season rushing list with 1,767 yards his senior season while ranking fourth in the country (135.9) in average yards per game. . .Ranked second on the school's one-season scoring table (138) and fourth in all-purpose yards (2,023), while tying for eighth in the nation in scoring (10.6 avg.) in 2012. . .Accumulated 14 games of 100 yards or more rushing throughout his final three seasons, including eight his final year. . .Loomed as one of five Oregon standouts to rush for 200 yards or more in a single game on more than one occasions as a collegian. . .Was drafted with the 14th pick in the sixth round of the 2013 NFL Draft by Carolina.



Steve Barnett (1960-62) — Oregon's two-time All-American and three-time All-Coast lineman was one of the primary benefactors for Mel Renfro and Bob Berry, helping the Ducks establish a school record for total offense in 1960 (3,671 yards)...Looms as one of the program's only two standouts (along with Joey Harrington) ever to receive All-America honors on the field as well as in the classroom, and equally adept on both offense and defense...Drafted in the second round by Chicago in 1963, concluded two-year professional career in 1964 with Washington.



J.W. Beckett (1913-16) — The exceptional halfback and defensive tackle co-captained Oregon team that beat Pennsylvania for the school's lone Rose Bowl victory as a senior, before proceeding to do the same the following year for the Mare Island Marines...The 185-pound Portland (Washington High School) standout was enshrined into the National Football Foundation and College Hall of Fame before inducted into the inaugural class of Oregon's Athletic Hall of Fame in 1992...The retired brigadier general was assigned to the football coaching staff at Naval Academy in the late 1920s and named to Rutgers' football hall of fame as a player-coach in 1972.



Bob Berry (1962-64) — Guided Oregon to three-straight winning seasons for the first time in more than 25 years as well as its first post-season triumph (Sun Bowl) in 46 seasons...The school's first quarterback ever to record back-to-back 1,000-yard seasons passing completed collegiate career accumulating 4,543 yards total offense as well as 4,297 yards and 39 touchdowns passing...The 1964 first-team All-American endured a nine-year NFL career with Minnesota and Atlanta after being drafted in the 11th round by Philadelphia, throwing for 9,197 yards and 64 touchdowns ...Inducted into the state of Oregon Sports Hall of Fame in 1987, was a member of the university's Athletic Hall of Fame inaugural class of 1992.



Mario Clark (1972-75) — Oregon's first true freshman defensive back ever to make his collegiate debut in the starting lineup also became the Pac-8's first freshman to earn conference defensive player of the week accolades...Accumulated 13 interceptions for 64 yards during a collegiate career highlighted by earning first-team all-conference honors (1975) as well as Senior Bowl defensive player-of-the-game acclaim...The 18th player chosen in the 1976 NFL draft started eight seasons in Buffalo, earning a spot on the league's all-rookie team before completing pro career with a Super Bowl championship in San Francisco in 1985...NFL tenure punctuated by totalling 26 interceptions.



Dennis Dixon (2004-07) — Oregon's dual-threat quarterback put together one of the best senior seasons in school history...Arguably the top performer among all college signal callers in 2007 before a knee injury prematurely curtailed his Heisman Trophy campaign and ultimately ended the Ducks' BCS title game hopes... Guided Oregon to an 8-1 record and a No. 2 seed in the BCS standings...The Pacific-10 Conference's unanimous Offensive Player of the Year and honorable mention All-American finished ninth on the school's single-season total offense chart (2,719 yards) despite playing in only 10 games...Completing his requirements for his major in sociology in less than four years, his accolades combining his academic (3.33 gpa) and athletic talents were unprecedented in the football program's history...Finishing fourth in the balloting for Associated Press Player-of-the-Year, he was one of three finalists for the Maxwell Award (College Player of the Year) and the Davey O'Brien National Quarterback Award as well as one of five finalists for the Walter Camp Player-of-the-Year award...His academic achievements were even more impressive as the ESPN the Magazine Academic All-District quarterback was one of five student-athletes in school history (and Oregon's first football player ever) to be bestowed with the NCAA Top VIII Award...Completed his collegiate career as the single-season and all-time school record-holder in passing completion percentage (67.7% and 63.9%, respectively)...Also established the school's standard for most career rushing yards (1,208) by an Oregon quarterback, while his 583 yards on the ground in 2007 finished second only to Reggie Ogburn's 644 yards from 1979 among the school's signal callers...A major league baseball prospect in the Atlanta Braves organization, he was drafted in the fifth round of the 2008 NFL Draft by the Pittsburgh and won a Super Bowl ring during his rookie season...Made is first pro start in 2009 and started two games in 2010 - both victories - before suffering a season-ending injury ... Won another Super Bowl ring with Baltimore as a member of the practice squad in 2013 before signing with Philadelphia as a free agent.



Tom Drougas (1969-71) — Earned first-team All-America honors his senior year while blocking for the likes of Dan Fouts and Bobby Moore (Ahmad Rashad), helping pave the way for Pac-8's individual rushing leader...Also named to conference's all-academic team ...The five-year NFL veteran made professional stops in Baltimore, Denver, Kansas City and Miami after being the 22nd player chosen in the 1972 NFL draft.



Dan Fouts (1970-72)



Dan Fouts (1970-72) — Oregon's 1972 MVP, became school's first quarterback to eclipse the 2,000 single-season passing yards barrier...Set no fewer than 19 school records, including total offense (5,871), passing yards (5,995) and touchdown passes (37)...Drafted in the third round by San Diego in 1973, enjoyed a stellar 14-year professional career, passing for 43,040 yards and 254 touchdowns...Established NFL records for most 300-yard games (51) and 3,000-yard seasons (6)...One of only three pro quarterbacks to throw for more than 40,000 yards during a career, set eight NFL records and 42 team marks before retiring in 1987... The 1982 NFL MVP played in six Pro Bowls before being inducted into NFL Hall of Fame in July 1993...Named to state of Oregon's Sports Hall of Fame as well as university's Athletic Hall of Fame.

NOTABLE OREGON STANDOUTS



Russ Francis (1973) — Regarded as one of NFL's most prolific tight ends of his time despite lettering in football at Oregon only one season...Suffering a broken leg during Oregon's 1972 season, returned following year to catch 31 passes for 495 yards and four TDs...The 1973 all-league honoree was selected 16th in the 1975 NFL draft by New England...Retired in 1989 following a 14-year career with the Patriots and San Francisco...The four-time Pro Bowl selection compiled 5,262 yards, 393 catches and 40

touchdowns in his career and was a member of the 49ers' 1985 Super Bowl champions.



Vince Goldsmith (1977-80) — The defensive tackle's 5-foot-11, 230-pound stature didn't serve as an obstacle — it only proved to make his feats that more amazing... The two-time first-team all-conference choice not only looms as school's only defensive lineman ever to receive the Morris Trophy as league's top lineman (1980), he was included as part of Oregon's all-time team in 1995 by the Register-Guard...The 1980 Associated Press second-team All-American completed his career recording 281 tackles,

including 34 tackles for loss...Posted 13 tackles in his collegiate debut as a true freshman starter...Parlayed best statistical season as a sophomore, accumulating 87 tackles (62 unassisted) and 14 tackles for losses...The Tacoma, Wash., prep standout excelled as a two-sport phenom in the high school and collegiate ranks, emerging from the nation's No. 1-ranked high school shot putter to a NCAA championships qualifier who remains sixth on Ducks' all-time list (63-10 1/4)...Following his collegiate career, enjoyed 10-year tenure in the Canadian Football League with Saskatchewan, Calgary, Toronto and Hamilton, earning league's most outstanding rookie award in 1981...Inducted into Oregon Hall of Fame in 2002.



Joey Harrington (1998-01) — Graduated as one of most prolific athletes in school history, becoming Ducks' first Heisman Trophy finalist (4th) ever...Completed collegiate career third on school ledger in passing (6,911 yards), total offense (7,121 yards) and TD passes (59), yet biggest legacy is that as a winner..."Captain Comeback" accumulated 11-2 record in games Oregon trailed or tied in the fourth quarter...The two-year starter's 25-3 (.893) verdict as a starter also remains unmatched in school

history...The second-team All-American on the field and first-team Verizon Academic All-America pick in the classroom, became Pac-10's first quarterback ever to lead his team to three bowl victories (1999 Sun, 2000 Holiday and 2002 Fiesta) as he willed Oregon to its highest national ranking in history (2nd AP and USA Today/ESPN)...Final collegiate stats for the 2001 Pac-10 offensive player of the year emphasized efficiency as he completed 512 of 928 attempts (.552) while throwing only 23 interceptions compared to 59 touchdowns...Not only accounted for more touchdowns running, passing and receiving (78) than any other Oregon player, scored more points (108) than any other quarterback in school history...The third overall player chosen in the 2002 NFL draft became Detroit's first rookie quarterback to throw for over 300 yards in one game (309 against Minnesota)...Spent 2006 with Miami, tossing 12 TDs in 11 games...Signed as a free agent with Atlanta in 2007, starting 10 games and recording his highest completion percentage as a pro (215 of 348, 61.8 percent)... Finished his career with New Orleans, having completed 1,424 of 2,538 passes (56.1%) for 14,693 yards and 79 touchdowns while making 76 NFL starts among his 81 appearances..



C.A. "Shy" Huntington (1914-16) — Better known as Shy, the Ducks' 1917 Rose Bowl hero stymied Pennsylvania with four interceptions, a 15-yard touchdown pass and ran for another score...Earned first-team All-America and all-Pacific Coast Conference acclaim his final year before becoming the first individual to both play and coach the same school in the Rose Bowl...Guided his alma mater to a one-point setback in the 1920 classic while accumulating a 26-12-6 ledger in six seasons at the

Oregon helm...A member of the Register-Guard's all-time Oregon team, was inducted into the Rose Bowl Hall of Fame in 1992, followed by the Duck's Athletic Hall of Fame the following year.



Hollis Huntington (1916, 1918-19) — One of the few standouts to play in three Rose Bowls, pacing Oregon's running attack during his three-year stint...Also teamed with his brother in the defensive secondary in the 1917 post-season classic before playing for him in the 1920 contest...Ran 122 yards for the Ducks in a losing cause to Harvard after rushing for over 100 yards and earning player-of-the-game honors while leading the Mare Island Marines to victory in the 1918 contest...Was enshrined

into the Rose Bowl Hall of Fame in 1992 prior to earning an invitation into the Ducks' Athletic Hall of Fame in 1994.



LaMichael James (2009-2011) — The most decorated running back in school history and two-time first-team All-American became Oregon's second consensus honoree in 48 years... Captured the Doak Walker Award as the nation's top running back in 2010 in addition to claiming the school's highest finish ever (3rd) in voting for the Heisman Trophy that same sophomore season... First surpassed the Ducks' single-season rushing record with 1,731 yards in 2010 before eclipsing that standard a year later with

1,805 yards (9th in league history)... The Oregon career rushing (5,082) and scoring (348 points) leader finished second all time in conference annals in running the football, and was league runner-up in career touchdowns (58)... Also established school records in career all-purpose yardage (5,869), single-season scoring (144, 2010), one-game rushing (288 vs. Arizona, 2011) and single-game all-purpose yards (363 vs. Arizona, 2011)... One of three finalists for the Doak Walker Award in 2011 as he led the nation in rushing both his sophomore and junior seasons... Was one of three finalists for the Walter Camp Player-of-the-Year Award in 2010, in addition to being one of four Pac-10 standouts to earn first-team all-conference accolades both on the field and in the classroom... Drafted in the second round (61st player) of the 2012 NFL draft by San Francisco... Did not make the 49er's active roster until Week #13 but then impressed coaches with a 5.0-yard per-carry average... Ran for 125 yards in the final four games before gaining 65 yards and one TD in three post-season appearances... Returned 14 kickoffs for 417 yards during the regular season yet none were bigger than 62-yard return in closing minutes in win over New England.



John Kitzmiller (1927-30) — Deemed the "Flying Dutchman" for his spectacular tackles despite weighing only 165 pounds, the two-time all-Pacific Coast Conference offensive and defensive back earned second-team All-America honors his final year...Scoring 14 touchdowns throughout his collegiate career, also doubled as team's kicker, converting 13 PATs...Assisted Ducks to a 23-7 record while he was in the lineup, with Oregon losing both contests that he missed with a broken leg... Spending one season in the NFL with the New York

Giants in 1931 before returning for a four-year stint as an assistant coach at his alma mater, he was named to the National Football Foundation and College Football Hall of Fame in 1969.



Jake Leicht (1945-47) — The two-time all-Pacific Coast Conference choice led the league in scoring (56) and rushing (630) his final year while running for 1,253 yards in three seasons...Earned All-America accolades in 1945 and picked up the Hoffman Award the same year as the Ducks' most outstanding player...In addition to pacing the West Coast in rushing in 1947, Oregon's former single-season and career interceptions and punt returns record-holder led the country in interceptions (10) in

1945...Chosen in the eighth round of the NFL draft by Washington in 1946.

Alphonse "Tuffy" Leeman (1932) — Playing at Oregon only one year, achieved greatest fame as post-collegian after transferring to George Washington...Still considered among finest athletes to come out of Wisconsin (Superior), was a second round pick by the New York Giants in the inaugural 1936 NFL draft...The MVP of the '36 College Football All-Star game led the NFL in rushing as a rookie with 830 yards on 206 carries...Inducted into the NFL Hall of Fame in 1978 after named all-NFL in 1936 and '39, accumulated 3,142 yards rushing, 2,324 passing (16 TDs) and 442 receiving yards during eight-year NFL career...One of 11 New York Giants to have jersey (#4) retired...Died Jan. 19, 1979.

NOTABLE OREGON STANDOUTS



Derek Loville (1986-89) — Oregon's career rushing (3,296) and scoring (272) leader prior to LaMichael James became school's first player to pace Ducks' rushing attack four straight seasons, assisting program to first post-season bid in 26 years...Also holds school records for career touchdowns (45) and all-purpose yardage (5,223)...One of only four players in school history to run for more than 1,200 yards in a single season, generated 100 yards or more on the ground 11 times...The 10-year NFL veteran accumulated 1,674 yards

rushing and 16 touchdowns after breaking in with Seattle as a free agent in 1990, with stops also in San Francisco, Denver and St. Louis...Enjoyed best professional season in 1995, running for 723 yards and tying team record with 10 TDs for 49ers...Also tied for fifth in NFL history for most one-season catches by a back (87).



John McKay (1948-49) — Overshadowed by his coaching prowess, spending nine seasons as an Oregon aide (1950-58) and 16 years as USC head coach (1960-75), still owns Oregon career per-carry record (6.1 avg)...The Purdue transfer led Ducks in scoring (48 points) for the Pacific Coast Conference co-champions his first year...Initiated illustrious coaching career immediately following playing days, tutoring alma mater's career rushing leader...Migrated as Trojans' assistant (1959) before beginning

head coaching run that culminated in four national championships and national coaching accolades (1972)...Coached Tampa Bay in the NFL for nine seasons (1976-84), earning NFL coaching honors his first year...Inducted into National Football Foundation and College Hall of Fame (1987), West Virginia's sports Hall of Fame (1992) and three-time Oregon honoree (1993, '94 and '95).



Chris Miller (1983-86) — The Pac-10's first quarterback to receive consecutive first-team all-league honors in 16 years set no fewer than 13 Oregon records...Threw for 42 touchdowns and 6,841 yards as a collegian while connecting on 60.7 percent of his passes...Selected 13th overall by Atlanta in the 1987 NFL draft, led the Falcons to the playoffs in 1991 and was a Pro Bowl selection after throwing for 3,103 yards and 26 touchdowns during the regular season...Completed 10-year professional career with Denver

in 1999 following a three-year hiatus, accumulating 19,320 yards and 123 touchdowns with Atlanta, the Los Angeles/St. Louis Rams and the Broncos...The former South Eugene HS head coach (2002-06) completed his second year as the Arizona Cardinals' quarterbacks coach in the NFL.



Alex Molden (1992-95) — Few players have made the impact as the four-year honoree who broke into the starting lineup in his first game as a redshirt freshman...Accumulated 206 career tackles and 11 interceptions while opening 44 outings...The two-time first-team all-conference choice culminated collegiate career earning first-team All-America honors, and was central component for defenses which fueled school's Rose and Cotton Bowl berths...A nine-year NFL veteran, he ended his career with

totals of 263 solo tackles, 39 assists, 12 interceptions and seven forced fumbles for New Orleans (1996-2000), San Diego (2001-02) and Detroit (2003) after being selected as the 11th pick by the Saints in the 1996 drafts...Was inducted into the Oregon Hall of Fame in 2008.



Bill Musgrave (1987-90) — Recognized as the central figure responsible for initiating the most prosperous era in Oregon history...School's career record-holder (passing and total offense) led the Ducks to their first bowl appearance in 26 years (1989), while surpassing school standards for single-season passing yardage (3,081) and TDs (22)...Accumulated 8,343 yards passing while completing 57.3 percent of his attempts, including 489 yards passing at BYU...The first-team all-conference quarterback (1990) also was selected

GTE Academic All-American of the Year...Drafted in the fourth round by Dallas before embarking on six-year NFL career with San Francisco and Denver...Following his playing career, served NFL coaching stints with Oakland (1997), Philadelphia (1998) and Carolina (1999-2000) before returning to the collegiate scene as offensive coordinator at the University of Virginia (2001-02)...Since returning to the NFL in 2003 as offensive coordinator at Jacksonville (2003-04) and stints coaching quarterbacks with the Washington Redskins (2005) and the Atlanta Falcons (2006-10), he begins his first year coordinating the offense for the Minnesota Vikings.



Bob Newland (1968-70) — Oregon's 1970 MVP completed collegiate career as school's most prolific receiver ever, accumulating 125 receptions, 1,941 yards and 13 touchdowns...The first-team Pac-8 all-league and All-America choice looms as the Ducks' last player to lead league in receiving (67 catches, 1,123 yards) his senior year...Drafted in the seventh round by New Orleans in 1971, accumulated 124 catches for 1,877 yards and eight TDs in five seasons before retiring in 1975...Selected as

university's top student-athlete in 1971, was the recipient of school's top alumni award (Leo Harris Award) in 1991 before earning his way into Oregon's Athletic Hall of Fame in 1994.



Haloti Ngata (2002-05)

Haloti Ngata (2002-05) — Completed his collegiate career as one of Oregon's most dominant defensive linemen of all time before the first-round NFL draft choice departed school following his junior year...The school's first consensus All-American in more than four decades was voted the Pac-10's co-defensive player-of-the-year as well as the recipient of the Morris Trophy as it's top defensive lineman in 2005...Also one of three Outland Trophy finalists (nation's top interior lineman) as well as among the final five for

the Bronko Nagurski Trophy (nation's outstanding defensive player)...Leading the conference's interior linemen in tackles (61) his final year, he became the Ducks' first defensive lineman to be named team MVP in 18 seasons...Capped his tenure with 151 tackles and a school-record seven blocked kicks...Included was a single-game high 14 tackles (11 unassisted) vs. California (11/5/05)...The school's highest defensive line draft choice ever was taken with the 12th pick by the Baltimore Ravens...The two-time All-NFL pick and four-time Pro Bowler has accumulated 362 tackles (239 solo), 22 QB sacks, three interceptions and five fumble recoveries since being named to 2006 all-rookie team.



Ahmad Rashad (Bobby Moore) (1969-71) — Few players will ever match the exploits of Bobby Moore, who established Oregon's single-game (249), season (1,211) and career (2,306) rushing records, as well as season (54) and career (131) receptions pinnacles...Established no fewer than 14 school records and was the only player to lead the Pac-8/Pac-10 Conference in scoring (1969-70) from two different positions (RB, WR)...The 1971 first-team all-conference and All-America choice was the fourth pick in the 1972 NFL draft

by St. Louis, where he was selected to the NFC all-Rookie team...His ten-year NFL career culminated with a six-year stint in Minnesota and one Super Bowl appearance (1977)...The four-time Pro Bowl honoree accumulated 495 receptions for 6,831 yards and 44 touchdowns...Now an Emmy award-winning sportscaster, he became the seventh UO alum elected to the College Football Hall of Fame in 2007.

NOTABLE OREGON STANDOUTS



Mel Renfro (1961-63) — One of school's top two-sport All-Americans, accumulating 1,540 yards rushing and 141 points during his football career while finishing second in the 1962 NCAA 120-yard high hurdles running for legendary UO coach Bill Bowerman...The former Jefferson High School (Portland) great departed Oregon owning a minimum of four gridiron records and two on the track...Enjoyed 14 illustrious seasons with Dallas after chosen in second round of the 1964 NFL draft, retiring in 1977...Made

Pro Bowl appearances in each of first 10 seasons, was selected All-Pro five times and played in four Super Bowls...The Cowboys' all-time leader in kickoff returns (26.4 avg.) and interceptions (52) is enshrined in the following Hall of Fames: Texas Stadium (1981), State of Oregon (1983), College Football (1986), University of Oregon (1992), Portland Interscholastic League (1995) and NFL (1996).



George Shaw (1951-54) — The two-sport All-American (football and baseball) not only set Oregon's single-season passing record (1,358 yards) and the Pacific Coast Conference total offense record (1,536) in 1954, the two-way player led the country in interceptions (13) his first year and total offense his last...Still owns school's single season and career interceptions (18) pinnacle...Passed for 3,088 yards and 17 touchdowns in addition to rushing for 420 yards and nine scores in his career...Was the No. 1 pick in the

1955 NFL draft by Baltimore, accumulating 5,829 yards passing and 41 touchdowns in seven season with the Colts, New York Giants, Minnesota and Denver... Inducted into Oregon's Athletic Hall of Fame in 1992.



Jim Shanley (1955-57) — A three-year starter on both sides of the football, led the Ducks in scoring, rushing and receiving various seasons throughout collegiate tenure... Ranked 10th in the country in rushing as a sophomore (711)...Completed career as Oregon's all-time rushing leader (1,887) in addition to compiling 3,188 all-purpose yards and 144 points...The all-Pacific Coast Conference choice earned Oregon's most valuable player honors for '58 Rose Bowl contingent...Playing in the NFL for one

season with Green Bay, was inducted into Oregon Athletic Hall of Fame in 1994.



Akili Smith (1997-98) — School's one-season passing leader (3,763 yards) culminated his brief Oregon tenure earning Pac-10 offensive player-of-the-year plaudits as a senior...Ranked third in league history for touchdown tosses in one season and surpassed the 400-yard passing pinnacle more than any other player (3) in school annals...Racked up 5,148 yards passing, 5,515 yards of total offense and 45 touchdowns in two seasons before rocketing to the third pick in the 1999 NFL draft by Cincinnati... Exited the college ranks by throwing for 456 yards in a

Aloha Bowl setback to Colorado...Completed 215 of 461 passes for 2,212 yards and five TDs in four seasons (22 appearances/17 starts) with the Bengals. Went to camp with Green Bay in 2003 and Tampa Bay in 2005 before playing five games with the CFL's Calgary Stampeders in 2007.



Jim "Yazoo" Smith (1965-67) — A first-team All-American his senior season of 1967, the native of Yazoo City, Miss. was one of the greatest defensive backs in Oregon history...A two-time Pacific-8 all-conference pick, he led Oregon with three interceptions as a senior...Allowed opposition only 22 catches as a junior...Also an outstanding kick returner, which aided in his selection as team's most valuable player his final season...Holds the record for longest fumble recovery of 99 yards versus Oregon State in 1966...

Was the 12th collegian picked in the first round of the 1968 NFL draft...He was a starter for the Washington Redskins until a broken neck ended his brilliant career...Prior to NFL play, he appeared in three all-star games, being selected for the East-West Shrine game, the Hula Bowl, and the Coaches All-America game... Was awarded the university's Emerald Athletic Trophy and was voted to the Eugene Register-Guard's alltime UO football squad.



Jonathan Stewart (2005-07) — Few players in school history have ever combined the speed and power as the 2007 first-team All-American (American Football Coaches Association) ... The single-season rushing (1,722) and all-purpose yards (2,481) school record-holder was a unanimous first-team Pac-10 all-conference selection as a junior, his final year in Eugene before opting to enter the NFL Draft ... The Maxwell Award (College Player of the Year) and Doak Walker Award (nation's premier running back) semifinalist

ended his collegiate playing days with a career-best and Sun Bowl record 253 rushing yards (2nd in school history) ... His bowl performance was barely his best effort of the season, coming after 251 rushing yards (3rd in school history) at Washington and 310 all-purpose yards (Oregon's 8th all-time) at Stanford ... Joined Reuben Droughns as the only players in school history to run for more than 200 yards twice in the same season ... Produced an 88-yard touchdown run in 2007 vs. Fresno State, the second-longest run from scrimmage by a Duck ... His 97-yard kickoff return in 2005 vs. Oregon State ranks as the fourth-longest in school annals ... Ran for more than 100 yards a school-best 14 times during his career, as Oregon compiled an 11-3 record in those contests ... Completed his Oregon career as the second-leading rusher in school history with 2,891 yards and third all-time with 4,889 all-purpose yards ... Finished second in school history with a 28.69 career kickoff return average ... Selected as the 13th overall pick in the 2008 NFL Draft by Carolina, has accumulated 3,848 yards and 28 TDs rushing in his NFL career ... Ran for a career-best 1,133 yards and 10 scores in 2009, including a franchise record 206 yards vs. the NY Giants, while earning three starts.



Jonathan Stewart (2005-07)

NOTABLE OREGON STANDOUTS



Norm Van Brocklin (1947-48)



Norm Van Brocklin (1947-48) — Originating Oregon's quarterback legacy, tabbed the school's all-time QB by the Register-Guard... Twice paced the Pacific Coast Conference in passing (1,010 yards in 1948) and punting once (40.1 avg., 1947), ending with 1,949 yards passing... "The Dutchman" led Ducks to their first bowl game in 29 years and 16 wins in 21 games, throwing for 145 yards in the 1949 Cotton Bowl... The 1948 All-American was picked in the fourth round of the 1949 NFL draft by Los Angeles, accumulating

23,611 yards, 173 touchdowns and a 42.9-yard punting average in 12 seasons... The league's three-time passing champion and two-time punting leader led the Rams (1949-57) and Philadelphia (1958-60) to league titles, claiming MVP honors his final year... Proceeded to coach 13 more seasons with Minnesota (1961-67) and Atlanta (1969-74)... Inducted into the National Football Foundation and College Hall of Fame, Pro Football Hall of Fame and the university's Athletic Hall of Fame.



Max Unger (2004-08)



Max Unger (2004-08) — It came as no surprise that the two-time first-team all-conference standout continued to get better with age, drawing All-America acclaim from Pro Football Weekly, SI.com and Rivals.com during his final year in Eugene ... Tied for second in the country with 51 consecutive starting assignments, he displayed his versatility by opening two games at his former left tackle outpost while returning to his familiar center position for the other 11 outings ... Captained a line that helped the '08 Ducks

set school standards for rushing yards (3,641) and rushing touchdowns (47) ... The Pac-10's academic all-conference honorable mention selection was named the Ducks' top offensive lineman (Ed Moshofsky Award) for the third year in a row ... Grabbed national attention heading into his final collegiate season as he was included on watch lists for the Rimington (nation's best center) and Outland trophies (top interior lineman in the country), as well as the Rotary Lombardi Award (bowl subdivision's top lineman) ... Was drafted in the second round of the 2009 NFL Draft by Seattle, starting all 16 games (guard/center) his rookie year ... Has started all 48 games he's played in during four seasons, earning his first Pro Bowl appearance and first-team All-Pro in 2012.




Kenny Wheaton (1994-96) — Few players have been more revered for one play but few Oregon cornerbacks were any better... Returned 97-yard interception for a touchdown against Washington as a redshirt freshman (1994) to secure the win that catapulted Ducks to their first Rose Bowl berth in 37 years... The two-time second-team All-American and '96 team MVP led the Pac-10 in interceptions as a sophomore (7) before leading team in tackles (73) his junior year... Drawing all-conference acclaim each of his

three seasons, the 1996 first-team all-league standout ended his collegiate career with 205 tackles (135 unassisted) and 16 interceptions before becoming first player in program's history to opt for the NFL draft early... The 1997 third-round pick of the Dallas Cowboys played in 22 games over three seasons (one start, 44 tackles, one interception, two recovered fumbles) before injuries intervened... Played with Detroit of the Arena Football League in 2002 before signing with Toronto in the Canadian Football League in 2003... Was a mainstay with the Argonauts until his retirement in 2009, leading them to the Grey Cup (CFL Championship) in 2004... Set the CFL postseason record for longest interception return for a touchdown (116 yards) in 2004 ... Voted into the Oregon Athletic Hall of Fame in 2011.




Kenny Wheaton (1994-96)



Dave Wilcox (1962-63) — The Boise Junior College transfer made his mark on the collegiate level as an interior lineman despite catching four passes for 57 yards as an end his junior year... Earned third-team All-Coast honors as a senior while named the Ducks' most improved player, yet gained his greatest share of notoriety at the next level... Played a key role in Oregon's Sun Bowl victory in 1963 and was named most valuable lineman in the 1964 Hula Bowl... Drafted in the third round of the NFL draft by San Francisco,

accumulated 13 interceptions during an illustrious 11-year professional career in which he played in seven Pro Bowls and was selected all-NFL on five occasions... Earning his way into the University of Oregon Hall of Fame in 1993, he was inducted into the NFL Hall of Fame on July 29, 2000.



Gary Zimmerman (1980-83) — The premier offensive lineman in Oregon history as well as one of the NFL's all-time greats completed his collegiate career by being named the Pac-10's top offensive lineman his senior year... The first-team all-conference and All-Coast choice also earned the rare distinction of receiving league player-of-the-week accolades following a 1983 win over California... The 12-year NFL veteran and seven-time Pro Bowl selection was named to the all-NFL first team on five occasions after

breaking into the professional ranks with a two-year stint in the USFL... The 1997 NFL offensive lineman of the year accumulated a string of 169 consecutive starting assignments before retiring from the Broncos with a Super Bowl win following the 1998 season. The 1993 inductee into Oregon's Hall of Fame was formally added into the NFL Hall of Fame in 2008.

ALL-TIME OREGON ASSISTANT COACHES

A
Ron Aiken 2013-present
Nick Aliotti..... 1988-94/1999-present
 Dick Arbuckle..... 1974-76
 Jerry Azzinaro 2009-12

B
 John Becker 1977-79
 Mike Bellotti 1989-94
 Carl Blackburn 1974
 Alan Borges..... 1995
 Bill Bowerman..... 1948-52
 Jesse Branch 1972-73

C
Gary Campbell 1983-present
 Norm Chapman 1967-71
 Andy Christoff..... 1977-82
 Reanous Cochran 1957
 Ralph Cole 1938
 Max Coley 1959-68
 Vaughn Corley 1939-41/1945-46
 Anson Cornell 1942
 Don Cortez..... 1975-76
 Gary Crowton..... 2005-06

D
 Gene Dahlquist 1974-76

E
 Brad Ecklund 1958-59
 Harry Ellinger 1926
 Dick Enright..... 1970-71

F
 Dan Ferrigno 2001-05
 Bob Foster 1998-99
 Jerry Frei 1955-66
Scott Frost 2009-present

G
 Michael Gray 2005-08
 Mike Gillhamer 2001-02
Steve Greatwood 1982-94/2000-present
 Bob Gregory 1998-00

H
 Willard Hammer 1953-57
 Gene Harlow 1951
 Carl Heldt..... 1947
 Mark Helfrich..... 2009-12
 Ron Hudson..... 1977-78
 Charles "Shy" Huntington 1918

J
 Milt Jackson..... 1977-78
 Ed Johns..... 1963-69


K
 Chip Kelly..... 2007-08
 John Kitzmiller..... 1932-35
 Dirk Koetter 1996-97

L
 Jerry Lillie..... 1949-50
Matt Lubick 2013-present
 Andy Ludwig..... 2002-04

M
 Fred Malone 1979
 John Marshall..... 1969-76
 Robert Martz 1926-27



Johnny McKay
1950-58



John Marshall
1969-76




John Ramsdell
1983-94



John Robinson
1960-71



Joe Schaffeld
1974-97



George Seifert
1967-71



Bill Tarrow
1977-96



Charlie Waters
1995



Former long-time assistant Neal Zoumboukos continued as a special assistant to the athletic director through 2010 following his retirement from coaching.

Bill Maskill..... 1983-87
 Bob McClure..... 1949-50
 Bob McCray..... 1977-81
 Phil McHugh..... 1958-68
 Johnny McKay..... 1950-58
 Mike Mikulak 1937-40
 Dick Miller 1947-48

N
John Neal..... 2003-present

O
 Jack O'Brien 1930-31
Tom Osborne..... 1995-00/2007-present

P
Don Pellum..... 1993-present
 Chris Petersen 1995-00
 Robin Pflugrad..... 2006-08

R
 John Ramsdell 1983-94
 Don Read..... 1972-73
 Richard Reed 1927-28/1936-37/1945-46
 Bill Reinhart 1924-25/1929-31
 Frank Riggs 1929
 Sam Robertson..... 1972-73
 John Robinson..... 1960-71
 Jack Roche 1951-70/1975-76
 Robin Ross..... 1997-98/2001-04

S
 Joe Schaffeld 1974-97
 Denny Schuler 1986-92
 Ray Segale..... 1942
 George Seifert..... 1967-71
 Willie Shaw..... 1979
 Eugene Shields..... 1929-37
 Jim Skipper 1980-82
 Bruce Snyder 1967-71
 Steve Sogge..... 1972-76
 Bart Spellman 1919-24
 Lon Steiner..... 1956
 Vern Sterling..... 1952-54
 Ron Stratten 1968-71
 Rich Stubler 1996-97
 Bob Sullivan..... 1948-49

T
 Bill Tarrow 1977-96
 Jeff Tedford 1998-01
 Howard Tippett 1977-78
 Bob Toledo 1983-88

V
 Manny Vezie 1941-42
 Eugene Vidal..... 1926-27
 Fred von Appen 1972-76

W
 Joe Wade 1972-74
 Dave Walker 1980-85
 John Warren 1935-41/1945-48
 Charlie Waters..... 1995
 Erik Widmark 1979-82
 Boz Williams..... 1924-25
 Ben Winkleman 1946

Z
 Frank Zazula 1947-48
 Neal Zoumboukos..... 1980-06

ALL-TIME OREGON LETTERMEN

A

Abbey, William 1945-46-47
 Adams, Jim 1998-99-00-01
 Adams, John 1952
Addison, Bralon 2012
 Adolph, D. 1927
 Afuvai, Darce 1996
 Aguirre, Marco 1997-98
 Agyeman, Kwame 2004-05-06-07
 Aiken, James Jr. 1948
 Aitkenhead, Greg 1984-85
 Akerman, Rich 1969-70-71
 Albright, Farrell 1952-53
 Ale, Leroy 1986-87-88-89
 Aleman, Cy 2000-01
 Allen, Derek 1994-95-96
 Allen, Jeff 1989-90-91
 Allen, Keith 2001-02-04
 Allison, Michael 1992-93
 Allman, Howard 1951
 Alonso, Kiko 2009-11-12
 Alstock, Francis 1921
 Alston, Jr., Remene 2007-08-09-10
 Altenhofen, Greg 1958-59
 Amato, Tony 1935-36-37
 Amundson, Allan 1999-00-01-02
 Amunson, Fred 1914
 Anderson, Anthony 2010
 Anderson, Bob 1948-49-50
 Anderson, Christian 1993-94-95-96
 Anderson, Jim 1970-71
 Anderson Kevin 1978-79
 Anderson, Louis 1923-24-25
 Anderson, Maurice 1971-72-73
 Anderson, Robert 1945
 Anderson, Ron 1959-60-61
 Anderson, Stan 1917-18-19
 Anderson, Steve 1937-39
 Anderson, Ted 1951-52-53
 Anderson, Thurman 1969-70-71
 Anderson, Williams 1945
 Andrews, Justin 2003-04-05
 Andrews, Mark 1968-69-70
 Angell, H.D. 1898-99
 Arbuckle, Dick 1959-60
 Arca, Ron 1979
 Archer, Dan 1965-66
 Archer, Sam 1986-88
 Archer, Woodward 1928-29
 Armendariz, Mike 1998
Armstead, Arik 2012
Armstrong, Karrington 2011-12
 Arnold, LeFrancis 1971-72-73
 Arnsperger, O. 1905-06-07
 Arriaran, Jim 1978-79
 Arroyo, Jose 2001-02
 Aschbacher, Darrel 1957-58
 Ashcom, Richard 1940-41-42
 Asher, Jeremy 1992-93-94-95
 Ashworth, Robert 1951
 Asper, Mark 2008-09-10-11
 Atiyeh, Victor 1942
 Atkins, Joshua 2003
 Austin, Charles 1954-55-56
 Austin, Jeff 2000
Ava, Isaac 2012

B

Baack, Steve 1980-81-82-83
 Babb, Mike 1978-79-80
 Babbs, O.B. 1991-1982
 Bachtold, Paul 1977-78
 Back, W. 1934
 Bacon, John 2006-07-08
 Baguio, Joe 1990-91
 Bailey, E.F. 1912
 Bailey, Ken 1923-24-25
 Bailey, Orville 1930-31-32
 Bailey, Steve 1970-71
 Bailey, Troy 1992-93-94-95
 Bain, Lu 1961-62-63
 Bair, Brandon 2007-08-09-10
Balducci, Alex 2012
 Baldwin, Bob 1994-95-96
 Bandison, Romeo 1990-91-92-93
 Barber, Manning 1952
 Barber, Merritt 1952
 Barker, Brent 1996-97-98-99
 Barker, Gary 1997-98-99-00
 Barner, Kenjon 2009-10-11-12
 Barnes, Derrick 1993-94-95-96
 Barnes, Emery 1950-52-53

Barnes, Eric 1992-93
 Barnes, Lew 1983-84-85
 Barnes, Mike 1966
 Barnett, Steve 1960-61-62
 Bartels, Bob 1942
 Bartholemey, Wayne 1946-47-48
 Bartlett, Ken 1914-16
 Bassett, Bob 1985-86
Bassett, Kenny 2012
 Bates, Jackie 2004-05-06
 Bates, Ralph 1930
 Bates, Willie 1951
 Battle, Larry 1971
 Bauer, Greg 1974-75-76
 Bauge, Paul 1959-60-61
 Bauman, Rashad 1997-98-00-01
 Bausley, Dondre 1989
 Bautista, James 1988-89-90-91
 Beard, Rob 2009-10-11-12
 Beck, Gary 1977-80-81
 Beckett, Josh 1998-99
 Beckett, J.W. 1913-14-15-16
 Beekley, Bruce 1976-77-78
 Belden, Matt 1994
 Belisle, Mike 2001
 Bell, George 1946-47-48-49
 Bellotti, Luke 2007
 Bennett, Bryan 2011-12
 Bennett, George 1974-75-76
 Bentley, Arleigh 1936-37
Benyard, Everett 2011-12
 Berg, Art 1917-18-19
 Berg, Ron 1962-63
 Berkich, Mike 1978-79-80-81
 Berrie, Leonard 1952-53
 Berry, Bob 1962-63-64
 Berry, Chandler 1936
 Berry, John 1939-40
 Berry, Latin 1986-87-88-89
 Berwick, Jim 1946-47-48
 Beyer, Tim 1976-77-78
 Bidings, E.R. 1898
 Bidwell, Josh 1995-96-97-98
 Billups, Harry 1979-81-82-83
 Binns, Marques 2002-03-04
 Birden, J.J. 1984-85-86-87
 Bisharat, Charles 1979-80
 Bishop, C.K. 1932-33
 Bishop, C.M. 1897-98-99
 Bishop, Richard 1934-35
 Bittner, Stephen 1969-70-71
 Bjork, Delbert 1934-35-36
 Blackman, Thomas 1936
 Blackwell, Howard 1990
 Blake, Merle 1918-19
 Blakey, Mike 1985-86-87-88
 Blanchard, Tom 1967-69-70
 Bland, Todd 1982-83-84-85
 Blasher, Willie 1977-78
 Blatchey, Ray 1942
 Bledsoe, Gordon 1979-80-81
 Blenkinsop, Robert 1938
 Bliss, Jackson 1923-24-25
 Blount, LeGarrette 2008-09
 Boatright, Scot 1987-88-89-90
 Bobbitt, Howard 1932-33
 Bodner, Steve 1940-41-42
 Boice, Jed 1997-99-00
 Bolliger, Mike 1971-72-73
 Bond, Deane 1945
 Bondelie, Ken 1974
 Bonney, J. 1895
 Boqua, Bud 1948-49
 Borba, Tony 1985-86
 Borcher, William 1941
 Bowerman, William 1931-32
 Bowie, Bud 1990-91
 Boyd, Frank 1940-41
 Boyd, Jerome 2005-06-07-08
 Boyett, John 2009-10-11-12
 Bracher, Charles 1936-37-38
 Braddock, Robert 1935-36
 Bradley, Chuck 1971
 Bradshaw, Robert 1912-13
 Brandenburg, Everett 1918-19
 Branson, Jeff 1994-96
 Brantley, Peter 1987-88-89-90
 Brauner, Bill 1968-70
 Braid, Dennis 1937
 Brenn, Bruce 1956-57
 Brethauer, Monte 1950-51-52
 Brewer, Matt 1995-96

Briedwell, Paul 1913
 Brock, Matt 1985-86-87-88
 Brooks, Brady 1989
 Brooks, Todd 1999
 Brosterhouse, Greg 1971
 Brosterhouse, Jon 1978-79-80-81
 Brothers, Bob 1988, 1990-91
 Brouchet, Steve 1975-76
 Brown, Andiel 2006-07
 Brown, Ben 1960-61
 Brown, Brian 1990-91-93
 Brown, Dick 1946
 Brown, Don 1982-83-85-86
 Brown, Donald 1942
 Brown, Eugene 1972-73-75-76
 Brown, Jerry 1996-98
 Brown, John 1955-56
 Brown, Mark 1986
Brown, Pharaoh 2012
 Brown, Reggie 1980-81
 Brown, Rutherford 1920-21-22
 Brown, Steve 1979-80-81-82
 Browne, Al 1929
 Bruce, Mickey 1960-61
 Brundage, Mike 1964-65-66
 Brust, Ray 1996-97-99
 Bryan, Rudy 1976-77-78
 Bryant, Kenny 1977-78
 Bryant, Raymond 1913-15
 Bryson, R.S. 1895-96
Buckner, DeForest 2012
 Buettner, Steve 1969-70-71
 Buller, John 1966
 Bullock, Dennis 1976-77
 Bunker, Steve 1964-65-66
 Burke, J.O. 1924
 Burleson, Paul 1961-63
 Burnell, George 1926-27-28
 Burnett, Len 1958-60
 Burns, Ken 1981
 Burwell, Sean 1990-91-92-93
 Busch, Louis 1946
 Bussey, Mark 1981
 Butkovich, Louis 1940
Butterfield, Ben 2011-12
 Butterfield, Brian 2008-09-10
 Butts, Jeff 1974-75-76
 Byler, Horace 1922
 Byrd, Desmond 1994-95-96-97
 Byrd, Jairus 2006-07-08
 Byrne, John 1982-83-84-85

C

Cabrera, D.J. 1991-92-93-94
 Cabs, Ed 1991
 Cadenasso, Don 1963
 Cadenasso, Jim 1938-39
 Cafferty, Tom 1976-77
 Calderwood, James 1949-50
 Callier, Michael 1999-00
 Callison, Everett 1961
 Callison, Prink 1920-21-22
 Campbell, Cogs 1922-23
 Campbell, Leroy 1951-54
 Canfield, Wallace 1913-14
 Carey, Jordan 2003
 Carey, Robert 1950
 Cargill, Duane 1960-61-62
 Carlson, Pete 1972
 Carson, Tra 2011
 Cartales, Harry 1964-65-66
 Carter, Clarence 1925-26-27
 Carter, Ken 1972-73
 Carter, Ross 1934-35
 Carter, Ross 1964-66
 Carter, Shirley 1929
 Casey, Tim 1963-64-65
 Cash, Theodore 1951
 Cashin, Carl 1975-76
 Cason, Wendell 1981-82-83-84
Cassell, Rahim 2012
 Castle, Brian 1980-81-82
 Castle, Eric 1989-90-91-92
 Causey, Don 1963
 Cavaille, Rory 2006-07-08-09
 Celotto, Tonio 2007-08
 Cespedes, Jan 1986-87
 Chambers, Corey 1999-00-01-02
 Chance, Chad 1998-99
 Chandler, B. 1908
 Chandler, Ben 1910-11-12
 Chandler, W. 1906

Chapman, Norm 1955-56-57
 Chapman, T.J. 1918-19
 Chapman, W.H. 1921-22-23
 Chappell, George 1928
 Cheney, Erik 2003
 Cherry, Tony 1984-85
 Chevront, Aaron 1998
 Chriss, Mike 1974-75-76-77
 Christensen, Dave 1983
 Christensen, George 1928-29-30
 Chrobot, Ed 1947-48-49
 Churchill, Jim 1975-76
 Chung, Patrick 2005-06-07-08
 Clanton, Ryan 2011-12
 Clark, Dan 1977-78
 Clark, Jack 1964-65
 Clark, Mario 1972-73-74-75
 Clark, Zac 2009-10
 Clarke, Dudley 1907-08-09
 Clarke, H. 1931-32-33
 Clay, Dennis 1980-81-82
 Clay, Michael 2009-10-11-12
 Clayton, Stephen 2001-02-03
 Clemens, Delmer 1950
 Clemens, Kellen 2003-04-05
 Clerin, Hugh 1921
 Clesceri, Joe 1959-60
 Clifford, Kealii 1991
 Clough, Rich 1977-78
 Cobb, Charley 1970
 Cochran, Reanous 1954-55-56
 Coddling, Clarence 1934-35
 Codson, R.M. 1980
 Cody, Nick 2009-10-11-12
 Colbert, Austin 1928-29-30
 Coleman, Donald 1978-79
 Coleman, George 1971-72-73
 Coleman, J.R. 1895-96
 Coleman, Lionel 1969-70
Coleman, Tyson 2012
 Coles, LaSalle 1928
 Collins, Brian 1992-93-94-95
 Collins, LaCorey 1997-99-00
 Collinsworth, David 1989-90-91-92
 Colvin, Cameron 2004-05-06-07
 Conner, Andy 1988-89-90-91
 Conners, Jack 1972-73
 Cook, George 1917-18-19
 Cook, Melvin 1975-76-77
 Cook, Sam 1913-15
 Cook, Sonny 1999-00
 Cooper, Jason 1997-98-99
 Cooper, Tim 1985-86-87
 Core, Grant 1983
 Corey, Buck 1961-62-63
 Cornell, Anson 1913-15-16
 Cosgrove, Chris 1978-79-81-82
 Cossman, Jim 1914-15-16
 Costa, Nate 2009-10
 Cota, Chad 1991-92-93-94
 Cotton, Al 1998-99
 Couch, Ray 1917-18-19
 Countryman, Jack 1950
 Covington, Jerome 1978-79
 Coyle, David 1995
 Crabtree, Jack 1955-56-57
 Crabtree, Tom 1955-56
 Cramer, Mark 1974-75-76-77
 Crenshaw, Andre 2006-07-08-09
 Cress, Scott 1965-66-67
 Crish, Tony 1940-41-42
 Crites, Ronald 1945
 Carter, Dean 1914-15-16
 Crowley, Rich 1967
 Crowston, Kyle 1991-92
 Crump, David 1995-96
 Cuffel, Hal 1950
 Cullen, Sean 2007
 Culligan, Kevin 1973-74-75
 Culp, David 1983-84
 Culwell, Val 1940-41-42
 Cummins, Jeff 1990-92
 Cunningham, Gunther 1966-67-68
 Cuppoletti, Bruno 1932-33
 Curran, Tom 1991-92-93
 Currie, George 1930
 Curtis, Lynn 1951
 Cusano, David 1986-87-88-89
 Cuttrell, Dave 1994

D

Dairy, Rory 1988-89-90

Dale, Derrick 1976-77-78
 Dalgleish, D. 1918-19
 Daly, Dan 1977
 Daly, Chip 1994-95-96-97
 Daly, Seaton 1994-95-96-97
 Dames, George 1966-67-68
Daniel, TJ 2012
 Daniels, Chester 1948
 Daniels, Gary 2001-02
 Daniels, Roger 1956-59
 Daniels, Samuel 1949-50
Dargan, Erick 2011-12
 Daugherty, Richard 1950
 Davenport, Richard 1951
 Davis, Don 1977-80-81
 Davis, Drew "D.J." 2007-08-09-10
 Davis, Gary 1964-65
 Davis, Ken 1971-72-73
 Davis, Keith 1971-72-73
 Davis, Robert 1940-41-42
 Davis, Sharrod 2005
 Davis, Todd 1970
 Day, J. 1923
 Day, Tim 2002-03-04-05
 Deadwiler, Derrick 1992-93
 Dean, Lowell 1962-63-64
 DeBisschop, Bobby 1983-84-85-86
 DeCoursey, Keith 1947-48
 Deeds, Cameron 1942
 DeGroot, Tim 1992
 DeLaGrange, Michael 2002-03-04
 Del Biaggio, Bill 1960-61-62
Delaney, Chad 2011-12
 Deleगत, Mike 1978-79-80-81
 DeLeon, Pat 1989
 Dennis, Kirk 1986-87-88
 Denton, Carl 1911
 DePalo, Ryan 2004-05-06-07
 Deskin, C. 1945
 Devaney, Dan 1983-84-85-86
 DeVarona, Dave 1965
 DeVries, Stefan 1996-97-98
 Dickson, Ed 2006-07-08-09
 Diederichs, George 1950-51-52
 DiFonzo, Mike 1992-93
 Dills, W. 1925
 Dion, Terry 1977-78-79
 Dittman, David 2004
 DiVincenzo, Mike 2009
 Dixon, Dennis 2004-05-06-07
 Dixon, Dick 1960-61-62
 Dixon, Homer 1925-26-27-29
 Doerr, Kurtis 1999-00
 Doman, Sam 2010
 Donahue, John 1928-29-30
 Donnell, Gerald 1935
 Donnelly, Steve 1972-73-74
 Donnerberg, Joe 1994-95-96
 Donovan, Dennis 1937-38-39
 Donovan, Walter 1945-46
 Dorning, Dale 1983-84
 Dorsy, Quinn 1999-01-03
 Dotur, Steve 1947-48-49
 Dougherty, Lee 1949-50
 Douglass, Doug 1988-89-90-91
 Doxey, Todd 2007
 Dozier, Eric 1989-90
 Dragich, Matt 2005
 Drake, Bill 1969-70-71
 Dresser, James 1978-79
 Drougas, Tom 1969-70-71
 Droughns, Reuben 1998-99
 Dudley, G. 1917
 Duffy, E.J. 1982-83-84-85
 Dugan, George 1942-46
 Dukes, Craig 2002
 Duman, Les 1974-75-76
Dungy, Eric 2011-12
 Dunham, Harold 1950-51-52
 Dunlap, William 1941-42
 Dunning, Elliott 1984-87
 Durando, Tim 1977-78-79
 Durbin, Dan 1973
 Dyer, Roy 1939-40-41
 Dykes, Curt 1988-89

E

Eagle, Alex 1932-33-34
 Eaglin, Ray 1965
 Earl, V.D. 1901-02-03-04-05
 Earle, Garrett 1978-80
 East, Kaon-Jabbar 1995-96

Eastburn, Greg 1976
 Ebanez, Dane 2011-12
 Ecklund, Brad 1946-47-48
 Edmundson, J. 1896
 Edwards, Alfred 1950
 Edwards, Eric 1995-96-97-98
 Edwards, F.A. 1899
 Edwards, H. 1945
 Edwards, Terrell 1990-91-92
 Edwards, Thomas 1950-51
 Ehret, Frank 1974
 Eichinger, Jon 1986-87
Ekpre-Olomu, Ifo 2011-12
 Eldart, Don 1950
 Ell, Roy 1940
 Elliott, Charles 1941-42-46
 Elliott, Eric 1984-85-86-87
 Elliott, Thomas 1952
 Ellis, Tim 1980-81-82
 Elms, Arlan 1964-65-66
 Elshire, Erik 2006-07
 Elshire, Neil 1978-79
 Emami, Arash 1997
 Embry, Garrett 2008-09
 Emmons, Frank 1937-38-39
 English, Pat 1978-79-80
 Engstrom, John 1935-36
 Erdley, John 1929-39-31
 Erickson, Leroy 1942
 Ermini, Larry 1975-76
 Ervin, Carl 1950
 Estes, W. 1934-35-36
Euscher, James 2012
 Eustace, Alan 1971
 Evensen, Matt 2005-06-07-08
 Evenson, Jim 1967

F

Faaeteete, David 2004-05-06-07
 Farmer, Teddy 1974
 Farrar, Edward 1934-35-36
 Farris, J.R. 1912
 Farwell, Joe 1989-90-91-92
 Favroth, Charles 2002-03-04
 Feeley, A.J. 1999-00
 Fell, Bill 1959
 Fenton, Carl 1910-11
 Feola, Craig 1976-77
 Fergus, Scott 1998-99
 Ferras, Blake 2008-09
 Ferry, Vince 1990-91-92
 Ficco, Randy 1977-78
 Fife, Jason 2002-03
 Fignoni, Jim 1970-71-72
 Figueras, Jaiya 1994-95-96-97
 Figures, Joe 1978-79-80-81
 Fillipe, Victor 2004-05
 Finicle, Tim 1979-80
 Finley, James 2005-06
 Finzer, Phil 2001-02
 Fish, Dave 1957-58
Fisher, Jake 2011-12
 Fitchett, Monte 1961-63
 Fitzgerald, John 1987-88-89-90
 Fitzgerald, Paul 1985
 FitzPatrick, Devin 1985-86-87-88
 Flanagan, Shawn 2003-04
 Fletcher, Michael 1996-97-98-99
 Fletcher, Stephen 1929-30
 Flint, Morgan 2008-09
 Floberg, Matt 2001-02-03
 Fluke, Dave 1963
 Fooladi, Manoochehr 1971
 Ford, Dwight 1979-80-81-82
 Ford, J. 1899
Forde, Ayele 2011-12
 Forer, Max 2009-10
 Forsta, Eiril 1929-30-31
 Forster, Joey 2000-01-02
 Foskett, Bob 1965-66
 Foskett, William 1936-36-38
 Fouts, Dan 1970-71-72
 Fouts, Mike 1976
 Fox, Trevor 2012
 Francis, Russ 1972-73
 Frankel, Josh 1997-99-00
 Franklin, Jim 1967-68-69
 Frary, Howard 1946
 Fraser, Sandy 1957-58-60
 Frease, Don 1969-70-71
 Freiter, Zack 1998-99-00-01
French, Christian 2012

French, Gilbert 1929
 Freeman, Dave 1972-73-74
 Freissel, F.M. 1905
 Frizzle, P.T. 1902-03
 Frye, Gardner 1932-33-34
 Fury, Con 1933-34
 Fury, Patrick 1936

G

Gaechter, Mike 1961
 Gaffney, Walter 1953-54
 Gagnon, Roy 1932-33-34
 Gaiser, Rich 1982-83-84
 Gammon, David 1936-38
 Garrett, Dobie 1914-15-16
 Garrett, Kevin 2006-07
 Garrett, Tommy 1974-75
 Garza, Dan 1946-47-48
 Gassner, Dennis 1967-68-69
 Gaulden, Richard 1949
 Gebhardt, Ted 1937-38
 Gee, Leighton 1931-32-33
 Geiger, Roy 1976-77
 Gibbs, Jeremy 2006-07
 Gibbs, Ross 1980-81
 Gibilisco, Jack 1949
 Gibson, Cliff 1980-81-82
 Gibson, Dave 1948-49-50
 Gibson, Greg 1974-75
 Giesecke, Ted 1932
 Gilbert, Gary 1986-87-88
 Gildon, Anthony 2007-09-10-11
 Gilliam, Ryan 2004
 Gillis, G. 1945
 Giovanini, Nello 1936-37-38
 Gipson, Aaron 2002-03-04-05
 Gipson, Ronnie 1994-95-96
 Glasper, Willie 2006-07-08-09
 Glass, Leland 1969-70-71
 Gleason, Jack 1967-68-69
 Goldsmith, Vince 1977-78-79-80
 Golka, Darrin 1985-86
 Golpashin, Ramsen 2010-11
 Goodin, F. 1935
 Gooding, Bert 1924
 Gould, Cotter 1926-27-28
 Gould, Ron 1987
 Grady, Scott 2009-10
 Gragg, Jon 1976-77
 Graham, Garret 2000-01-02
 Graham, Tom 1969-70-71
 Gram, H.B. 1921-22
 Grant, Reggie 1975-76-77
Grasu, Hroniss 2011-12
 Gray, Michael 1981-82
 Graybeal, Jay 1937-38-39
 Grayson, Dave 1958-59-60
 Graziani, Tony 1994-95-96
 Greatwood, Steve 1977-78-79
 Green, Bob 1969-70-71
 Green, Bobby L. 1972-73-74-75
 Green, Rod 1986-87
 Greenley, Charles 1952-53-54
 Greer, Tony 1927
 Gregg, Mark 1993-94-95-96
Greig, Mana 2010-11-12
 Griffin, Clifford 1941-42-46
 Griffin, Damon 1994-95-96-98
 Grossi, Tony 1984
 Grosz, Dave 1958-59-60
 Grote, Kent 1966-67-68
 Grottkau, Bob 1956-57-58
 Grover, Paul 1957-58
 Gumina, Pete 1957
 Gundy, Lee 1997-98-99-00
 Gunther, Keith 1977
 Guy, Tim 1971-72-73
 Gydesen, Todd 1989-90-91

H

Haake, Chris 1974-76
 Haberly, Brent 2005-06
 Hagemeyer, Josh 2003
 Hagen, Leslie 1948-49
 Hagen, M.C. 1926-27-28
Hagen, Ryan 2011-12
 Hagerty, Ed 1978-79-80-81
 Haggerty, Ancer 1963-64-65
Haines, Dustin 2010-11-12
 Hale, Tom 1956
 Haliski, Chester 1939-40
 Hall, Collin 1989-90

Hall, Elmer 1910-12-13
 Hall, Marion 1930
 Halt, Earl 1951
 Halverson, Brad 1968-69
 Hammond, R.B. 1905
 Hammond, T. 1899
 Hampton, Kwante 1982-83
 Hamstreet, Matt 1977
 Hanable, Brian 1988-89
 Hanna, Brandon 2009-10-11
 Hanspard, Jermaine 1999-00
 Harden, Harold 1926-27
 Hardin, Steve 1991-92-93-94
Hardrick, Rodney 2012
 Hardy, Ron 1990-91-92
 Hargain, Tony 1987-88-89-90
 Harper, Chris 2008
 Harper, James 1984-85-86-87
 Harper, Matthew 2006-07
 Harrington, Joey 1999-00-01
 Harrington, John 1967-68-69
 Harris, Cliff 2009-10-11
 Harris, Hymie 1939-46
 Harris, Jim 1939-40
 Harris, Ra'Shon 2005-06-07-08
 Harris, Ronnie 1990-91-92
Hart, Taylor 2010-11-12
 Harter, Scott 1986
 Hartley, Tony 1996-97-98-99
 Haskins, Robb 1964-65
 Hathaway, M. 1945
 Hatton, H. 1929
 Haugum, Dan 1970-71
Havili-Heimuli, Ricky 2010-11-12
 Hawk, Bob 1969
 Hawkins, Brian 1987
Hawkins, Daryle 2010-11-12
 Hay, Duncan 1967
 Hay, Kirk 1968-69
 Hayden, Henry 1931
 Hayes, Liam 1989-90
 Haynes, David 1976-77
 Haynes, Donald 1997-98
 Haynes, Gerald 1979-81
 Heamish, Masi 1997-98
 Heard, Bob 1957-58
 Hearn, Stan 1968-69
 Heberlein, Jim 1972-74
 Heckman, Rob 1989
 Hedgepeth, Donald 1951-52-53
 Hedges, Keith 1967-68
 Helfrich, Pat 1965-66
 Henderson, Jack 1975-76-77
 Hendrickson, Lynn 1966-67
 Herd, Greg 1971-72-73
 Herman, Doug 1981-82-83-84
 Heron, Lachlan 1965-66
 Herr, Steve 1971
 Herron, Dale 1960
 Heusner, William 1912
 Hickey, Chuck 1976-77
 Hicks, Clifford 1985-86
 Hicks, Kevin 1982-83
 Hickson, Dave 1973
 Higbee, Jeff 1972
 Hilbert, Steve 1967-68
 Hilfiker, John 1955
 Hill, Dana 1982
 Hill, Francis 1929
 Hill, Larry 1961-62-63
 Hill, Tony 1982-84-85
Hill, Troy 2011-12
 Hillstrom, Spike 1955-56
 Hines, Burton 1949
 Hinkle, Bryan 1977-78-79-80
 Hirbolt, F. 1894-96
 Ho-Ching, Herman 1998-99
 Hodge, Jibri 1995-96
 Hodgen, Beryl 1925-26-27
 Hodges, Cecil 1951-52-53
 Hoffman, Bill 1976-77-78
 Hoffman, Justin 2009-10-11-12
 Hogensen, Greg 1978-79-80-81
 Holcomb, Ben 1947-48
 Holden, William 1913
 Holeman, Emile 1950
 Holland, Barney 1952-53
 Holland, Jamere 2008-09
 Holland, Marlan 1956-57-58
 Holman, Scott 1984-85
 Holmes, Garrett 1985-86

Holmes, Jordan 2007-08-09-10
 Holt, Donald 1952-54
 Holub, Thad 1990
 Honeycutt, Michael 1978-79
 Hoopaugh, Michael 1990
 Horne, Richard 1939-40
 Horton, Derek 1986-87-88-89
 Horyna, Larry 1963
 Hosey, Devon 1990-92
 Howard, Martin 1920-21
Howell, Drew 2010-11-12
 Howington, Heath 1991-92-93
 Howry, Keenan 1999-00-01-02
 Hucko, Jacob 2005-06-07-08
 Hudetz, Bob 1980-82-83-84
 Hudnell, Ricardo 1976-77-78
 Hudson, Jim 1975-76
Huff, Josh 2010-11-12
 Hug, C.W. 1904-05-06
 Hughes, Bernie 1931-32-33
 Hughes, Samuel 2002-04
 Hulbert, Ed 1983-84-85-86
 Hull, Larry 1949-50
 Hunt, John 1917-18-19
 Hunt, Rick 1987-88-89
 Hunt, Ron 1972-73-74-75
 Hunter, Eric 1987
 Huntington, C.A. 1914-15-16
 Huntington, Shy 1914-15-16
 Huntington, Hollis 1916-18-19
 Hurd, L.C., 1905-06-10
 Hurney, Andrew 1934-35
 Hurst, Bill 1974-75
 Husk, Ronald 1937
 Husko, Chris 1986-87-88
 Huston, Joseph 1935-36-37
 Huston, O.B. 1910

I

Imwalle, Dick 1961-62-63
 Inman, Jerry 1964-65
 Irvin, Tyrell 2009-10
 Isberg, Leonard 1939-40
 Iverson, Duke 1940-41-42-46
 Ivory, Jim 1970

J

Jackson, Alan 1983
Jackson, Brian 2010-11-12
 Jackson, Bryant 1993-94-95-96
 Jackson, Curtis 1978-79-80
 Jackson, Dennis 1961
 Jackson, Eugene 1991-92-93-95
 Jackson, Morris 1940-41
 Jackson III, Talmadge 2007-08-09-10
 Jackson, Terrell 2005
 Jackson, Titus 2006-07-08-09
 Jacobberger, Francis 1918-19-20
 Jacobberger, Vince 1919
 Jacobson, Erling 1938-39-40
 Jacobson, Leif 1935-36
 Jacques, James 1952
 Jakway, B.S. 1899-1900
 James, Dick 1953-54-55
 James, LaMichael 2009-10-11
 James, Mark 1980-81
 Jamison, Homer 1910
 Jaraczski, Jeff 1981
 Jelks, A.J. 1994-95-96-97
 Jensen, Bjarne 1986-87-88-89
 Jensen, Bruce 1975-76-77
 Jensen, Paul 1992-93-94-95
 Jensen, Roy 1937-38-39
 Jensen, Steve 1983-84
 Jesse, N. 1929
 Jessie, James 1991-92
 Jodoin, Mike 1971-72-73
 Johannsen, Eric 1994
 Johnson, Ben 1952
 Johnson, Brian 1999-00
 Johnson, Bruce 1970-71
 Johnson, Carl 1924-25-26-27
 Johnson, DeWayne 1945-47-48-49
 Johnson, Don 1972-73-74-75
 Johnson, Eric 2002
 Johnson, Harry 1953-54-55
 Johnson, Jeremiah 2005-06-07-08
 Johnson, Jim 1976-78
 Johnson, La'Daria 1980-81-82-83
 Johnson, Marvin 2007-08-09-10
 Johnson, Michael 1981
 Johnson, Mike 1968-69-70
 Johnson, Pat 1994-95-96-97

Johnson, R. 1929
 Johnson, Ray 1962-63
 Johnson, Roger 1940
 Johnson, Ron 1983-84-85
 Johnson, Steve 1980-81-82
 Johnson, Swede 1945-47-48-49
 Johnson, Terry 1922
 Johnson, Ward 1921-22
 Johnson, Wayne A. 1974-75
 Johnson, Wayne L. 1951-52
Johnstone, Tyler 2012
 Joiner, Tamoni 1997-98-99
 Jollymour, Doug 1979-80-81
 Jones, Anthony 1989-90-91-92
 Jones, Buddington 1933-34-35
 Jones, Cleveland 1959-60
 Jones, Derrick 2007
 Jones, Dwayne 1991-92-93-94
 Jones, Ernest 1990-91-92-93
 Jones, J.E. 1912
 Jones, Josh 2000
 Jones, Lynn 1925-26-27
 Jones, Ron 1961-62-63
 Jones, Steve 1966
 Jones, Terrance 1979-80-81-82
 Jordan, Dion 2009-10-11-12
 Jordan, Lin 1922
 Jordan, Reggie 1993-94-95-96
 Jorgensen, Mike 1981-82-83-84
 Josephson, Jim 1960-61-62
 Judge, Doug 1982-83-84-85
 Jumper, Brandon 1988-90-91
 Jurich, Jerry 1976

K

Ka'ai, Koa 2012
 Kaanapu, Todd 1987-88-89-90
 Kaddu, Josh 2008-09-10-11
Kafovalu, David 2012
 Kaiser, C.E. 2007-08-09-10
 Kam, Justin 2009
 Kamalani, Keloni 2010-11
 Kaminski, Dale 1976-77-78
Kamp, Sam 2012
 Kane, Rick 1973-74
 Kanehe, Milt 1962-63
 Kantola, Steve 1967-68-69
 Karnofski, Raymond 1949-50-51
 Katz, Dan 1998-99-00
 Kauffman, John 1945-46-47
 Kauffmeyer, Thom 1987-88
 Kause, Dan 2003-04-05-06
 Kaylor, Craig 1981-82-84
 Kearns, Bert 1924-25-26-27
 Kearns, Mark 1986-87-88-89
 Keele, Tom 1957-58-59
 Keeling, Ryan 2005-06-07
 Keene, C.W. 1895
 Keeney, Robert 1926-27
 Keeter, Mike 1990
 Kelemeni, Ngalu 1989-90
Kelikipi, Wade 2010-11-12
 Keller, Dennis 1962-63-64
 Keller, John 1954
Kelley, BJ 2012
 Kellogg, Jeff 1975-76
 Kellogg, R.N. 1909-10-11-12
 Kemp, Steve 1989-90
 Kempt, Cody 2007
 Kendall, Jeff 2005-06-07-08
 Kennybrew, Adam 1999-00
 Kennedy, Donald 1936-37
 Kennedy, Michael 1978
 Kent, Jerry 1991-92
 Kent, Jordan 2005-06
 Kerney, Reggie 2003
 Kerr, Johnny 1974
 Kerron, S.M. 1904-05
 Kershner, Jerry 1955-56-57
 Kessler, Michael 1978-79
 Kessler, Shane 1990
 Keyes, A.K. 2000-01
 Kimbrough, Alden 1957-58-59
 King, Eugene 1982-83
 King, George 1920-21-22
 Kirtley, E. 1923
 Kish, Mike 1966-68-69
 Kitzmiller, John 1928-29-30
 Klaasen, Ryan 1995-96-97
 Kleffner, Steve 1976-77-78
 Klein, Harold 1978
 Klein, Ken 1965-66

ALL-TIME OREGON LETTERMEN

Klews, Michael 1994-97-98
Knebel, Robin 2002-03-04
Knickerhalm, Gus 1949-50
Knowles, Aaron 2005-06
Knox, R.R. 1896-98-99
Koch, Robert 1941-46-47
Koker, Tony 1991-92
Kollias, Louis 1951
Kollmann, Jim 1964-65-66
Kostka, Stan 1932
Kozak, Kyle 1987-89
Kozak, Scott 1985-86-87-88
Kubitz, Jeff 1979-80
Kufferman, Merritt 1941-42
Kunzman, Todd 1987-88-89
Kuykendall, D. 1896-97

L

LaBounty, Matt 1988-89-90-91
Lacau, Jean 1936
Lackaff, Fred 1975-76
Lainhart, Porter
Laiolo, Kim 1969-70
Laird, Charles 1952-53
LaMar, Ralph 1974
Lance, Larry 1937-38
Lane, Jack 1954
Larkin, Matt 2006-07-08
Lassalle, Dale 1935-36-37
Latham, Hugh 1920-21-22-23
Latimer, Derien 1996-97-98-99
Latourette, E.C. 1910-11-12
Latourette, J.H. 1904-05
Laudenslager, Don 1957-58-59
Laudenslager, Gayle 1962
Laughlin, Barkley 1922
Laughlin, Pete 1977-78
Lawler, Ken 1978
Lawrence, Bob 1965-66-67
Lawson, Russell 1987-88-89
Leaf, Brady 2004-05-06-07
Leavitt, H. 1925
Lee, Clyde 1941
Lee, Todd 1982-83
Leicht, Jake 1945-46-47
Leighton, Tim 1973-74-75
Lemons, Brent 1975
Leslie, Earl 1919-20-21
Leslie, Keith 1917-18-19
Leupold, Chris 1986-87-89
Lewis, Danté 1993-95
Lewis, Delton 1970
Lewis, James 2008-09-10
Lewis, Keith 2000-01-02-03
Lewis, Malachi 2007-08-09-10
Lewis, Mark 2005-06-07-08
Lewis, Reggie 1972-73
Lewis, Tom 1968-69
Lewis, Woodley 1948-49
Lewman, Chris 1998
LiaBraaten, Nate 2003-04-05
Lightfoot, Dave 1971
Lillie, Jerome 1928-29-30
Linden, Jim 1956-57-58
Lindsey, Greg 1968, 72-73
Line, Josh 1999-00-01
Linehan, Cole 2005-06-07-08
Littlejohn, Bryson 2009-10
Lively, Keith 1972-73
Lloyd, Harold 1944
Lofrano, Matt 1994-95-96
Loftin, Ryan 2001-02-03-04
Lokombo, Boseko 2010-11-12
Lombardi, Mike 1976-77
Londahl, John 1929
Long, Devan 2002-03-04-05
Long, Kyle 2012
Lopez, Ray 1934-35
Loughlin, Bart 1921
Loumena, Henri 1955-56
Love, Hank 1974
Loville, Derek 1986-87-88-89
Lowder, Bill 1979-80-81-82
Lowe, David G. 1954
Lowe, Keanon 2011-12
Lowe, Rourke 1978-80-81-82
Lucas, Enoka 2003-04-05-06
Lucas, P. 1929
Luger, John 1967-68
Luna, George 1959
Lung, Raymond 1949-50
Lusk, Kevin 1980-81-82

Lyeria, Colt 2011-12
Lyman, Ronald 1950-51-52
Lyon, Thomas 1951-52

M

Ma Sun, Palauni 2005-06
Maas, Jason 1996-97-98
Mabee, Donald 1938-39-40
Macey, Glen 1917-18
MacLeod, Jack 1952
MacLeod, Matt 1984-85-86
MacRae, Jeff 1965-66-67
Mack, Alex 1983-84-85
Maddock, C.R. 1917-18
Maehl, Jeff 2007-08-09-10
Main, W.S. 1910-11-12
Maison, H.G. 1917-18
Malarkey, Leo 1913-14-15-16
Malarkey, Robert 1915-16
Maldonado, Alejandro 2011-12
Malepeal, Pulou 1993-94-95
Malepeal, Silla 1990-91-93-94
Malepeal, Tasi 1994-95-96
Maley, Dave 1983-84-85-86
Mallard, Wesley 1998-99-00-01
Malone, Derrick 2011-12
Maloney, Dennis 1963
Manerud, C.R. 1919
Mangum, Harold 1926-27
Manley, Dexter 2006
Mansfield, Joe 1984-85-86
Manuel, Fred 1970-71
Mariota, Marcus 2012
Markulis, Nick 1954-55-56
Marshall, Byron 2012
Marshall, Greg 1968-69-70
Marshall, Rob 1984-85-86
Martin, Anthony 1997-98
Martin, David 2002-03
Martin, George 1972-73-74
Martin, Henderson 1972-73-74
Martin, Matt 1991-92
Martin, Ron 1962-63-64
Martinez, Paul 2003-05-06
Martinez, Raul 1975-76
Masoli, Jeremiah 2008-09
Mason, David 1927-28-29
Massey, David 1990-91-92-93
Mathews, F. 1894-95
Mathews, Jamey 1978-79-80
Mathis, Dior 2011-12
Matson, Jerry 2002-03-04
Matson, Pat 1963-64-65
Matthews, Casey 2007-08-09-10
Mattice, Ryan 2006
Mattson, Riley 1959-60
Maule, Gerald 1955
Maurer, Andy 1967-68-69
Maust, Dan 1965
Mautz, C.V. 1918-19
Mautz, Robert 1923-24-25
Maxwell, Marcus 2003-04
Mayther, Bill 1942
McCall, Kevin 1983-84
McCallister, Danny 1981-82-83
McCallum, Gregg 1989-90-91
McCarty, Mike 1984-85
McCauley, Donald 1950-51
McClain, C.A. 1904-05
McClellan, Michael 1989-90
McClonahan, E. 1898-99
McConnell, Mike 1970
McCowan, John 1947-50
McCready, Lynn 1917-18
McCredie, H. 1934
McCullough, Saladin 1996-97
McCutchan, Everett 1927-28
McDougall, Pat 1976-77-78-79
McEnroe, Joe 1974
McEwen, Seth 1999-00-01-02
McGee, Jasper 1954
McGill, Kevin 1978-79-80
McGraw, Gary 2001
McHugh, Phil 1954-55-56
McIntyre, J. 1904-05-10
McJunkin, Tim 1974-75
McKay, John 1948-49
McKean, John 1969-70-71
McKinney, Herm 1958-60
McKinney, H.H. 1905
McKinney, Oliver 1963-64
McLean, Rob 1972

McLemore, Brandon 1996-97-98-99
McLemore, Cristin 1992-93-94-95
McNally, Pat 1973-74
Meade, Dan 1992-93-94
Means, A.G. 1910
Mecham, Curtis 1940-41
Medley, D. 1917-18-19
Meerten, Joe 1986-87-88-89
Mehl, Darrell 1974-75-76
Meister, Herm 1965
Meland, Ted 1946-47-48
Mellum, Darrell 1975-76
Mettler, Rich 1976
Meyer, Bill 1971-72-73
Mezzer, Steve 1945
Michek, Frank 1933-34-35
Mikels, Jerry 1981-82-83-85
Miklancic, Fred 1955-56
Mikulak, Michael 1931-32-33
Milburn, Ted 1988
Miller, Charles 1964-65
Miller, Chris 1983-84-85-86
Miller, Courtney 2001
Miller, Dave 1976
Miller, Frank 1986
Miller, Marcus 2003
Miller, Peter 1946-47
Miller, Terry 1997-98-99
Milligan, J. 1933
Milne, Art 1946-49
Mimnaugh, George 1924-25-26
Missfeldt, Charles 1949-50
Mitchell, Brick 1915-16-17-18
Mitchell, Dan 1990-91
Mitchell, G.J. 1908-09-10-11
Mitchell, Kevin 2000-01-02-03
Mitchell, Ryan 1999-00
Mitchell, Terrance 2011-12
Moble, Richard 1953-54
Mock, Gerald 1951
Moeller, Edward 1929-30-31
Moen, Deke 1997-98-99
Molden, Alex 1992-93-94-95
Molter, Cam 1965-66-67
Mondale, Harry 1951-55-56-57
Montgomery, LaRoy 1986
Montgomery, Terrance 2009
Montieth, Orville 1914-15-16
Moore, Bobby 1969-70-71
Moore, Curtis 1994-95-96-97
Moore, Daryl 1975
Moore, Dietrich 1996-97-98-99
Moore, Donovan 1991-92
Moore, Keith 1950
Moore, Parris 2004-05-06
Moore, Steven 2001-02-03
Moore, Vernon 1935-36-37
Moore, G.C. 1904-05-06-07
Moretti, Dave 2000-01-02
Morfit, Neil 1920-21
Morgan, Dave 1972-73-74-75
Morgan, William 1930-31-32
Morin, William 1945
Morris, Clifford 1937
Morris, Jack 1955-56-57
Morris, Maurice 2000-01
Morris, Raymond 1932-33-34
Morris, Reggie 1969
Morse, Raymond 1934
Moser, Greg 1979-80-81-82
Moshofsky, Ed 1940-41-42
Moshofsky, Gerry 1949-50-51
Moullin, F.C. 1908-09
Murphy, H.D. 1962-63
Murphy, Kory 1992-93-94
Murphy, Ryan 1981
Murphy, Will 2010-11-12
Murphy, William 1946
Muse, Joe 1970-71
Musgrave, Bill 1987-88-89-90
Musgrave, Doug 1991-92
Mutsch, Nick 2011
Mutschler, George 1953
Myles, Cornell 1981

N

Nado, Steve 1977
Naggi, Nathan 1998-99
Needham, Harry 1958-59
Nehl, John 1973-74-75
Nelson, C.E. 1917-18
Nelson, Gerald 1954

Nelson, J.D. 2003-04-05-06
Nelson, Pete 1986-87-88-89
Nelson, Stuart 1940
Nero, Bobby 1998
Nestor, Bud 1938-39
Neuman, Daniel 1945
Nevills, Sam 1948-49
Newland, Bob 1968-69-70
Newman, Anthony 1984-85-86-87
Newquist, James 1941-46-47
Ngata, Haloti 2002-04-05
Nichols, Matt 1997
Nicholson, James 1936-37-38
Nickerson, Carl 1972-74
Nicolaisen, Jim 1966-67-68
Nikolao, Jason 1997-98-99-00
Nolan, Henry 1936-37-38
Nilsson, E. 1931-32-33
Nolan, Mike 1978-79-80
Nolan, Virgil 1912
Novacio, Anthony 1946
Novikoff, Tom 1951-52
Nowling, Russell 1941-42
Nutt, James 1979-80
Nutting, Kim 1975-76-77
Nwamou, Enyi 1999

O

Oas, Robert 1946-47-48
Obee, Terry 1986-87-88-89
O'Berry, Herman 1991-92-94
Obertauffer, R. 1907-08-09
O'Brine, Rod 1986
O'Conner, Steve 1987-88-89-90
O'Connor, Grady 1992-93
Ogburn, Reggie 1979-80
Okken, Jon 1990
Oldham, Chris 1987-88-89
Oldham, Hugh 1965
Oliphant, Kenneth 1941-42
Oliver, Muhammad 1990-91
Olshansky, Igor 2001-02-03
Oldham, Eric 1967-68
Olson, Monte 1981
O'Neil, Danny 1991-92-93-94
O'Neill, Donald 1941
Ord, Arthur 1926-27-28
Ording, Mickey 1960-61-62
Orick, Brent 1984
O'Rourke, Pat 1918
O'Rourke, Randy 1981-82
Osborne, Charles 1955-57
Osterkamp, Rich 1970-71
O'Toole, Bill 1964-65
Otto, Dean 1984-85
Overall, Timothy 1975
Owens, Michael 1981-83
Oxman, Thomas 1941

P

Page, Andrew 1979
Page, Ken 1977-78
Palm, Bob 1972-73-74
Palm, Les 1964-65-66
Palm, Ray 1963-64-65
Palmer, Jeff 2009-10-11-12
Pamplin, Rocky 1968-69
Park, Ted 1929
Parke, Robert 1932-33-34
Parke, William 1930-31
Parker, Kevin 1995-96-97-98
Parker, Samie 2000-01-02-03
Parker, Tim 1984-85-86-87
Parks, Henry 1975-76
Parson, Charles 1921-22
Parsons, Jerry 1964
Parsons, John 1913-14-15
Patera, Jack 1951-52-53-54
Patrick, Richard 1949-50-51
Patterson, Avery 2010-11-12
Patton, Herschel 1940-41
Patu, Saul 1997-98-99-00
Paulson, David 2009-10-11
Paxton, Richard 1949
Payne, C.A. 1899
Payne, Greg 1998
Paysinger, Brian 2004-05-06-07
Paysinger, Spencer 2007-08-09-10
Pedrini, Nino 1966-67
Peelle, Justin 1998-99-00-01
Pellum, Don 1982-83-84
Penso, Marc 1989

Pepelnjak, George 1932-33-34
Peppers, Chad 2009-10
Perryman, Jerome 1995
Perry-Smith, Ryan 1993-94-95-96
Persons, Tom 1972
Peters, Merle 1937-38-39
Peterson, Bob 1957-58-59
Peterson, Keith 1952
Peterson, Kent 1959-60-61
Pettingell, Ralph 1968-69-70
Pew, Jeff 1981-82
Pflugrad, Aaron 2007-08
Pheister, Ron 1952-53-54
Phelps, Leroy 1956-57
Philbin, Dave 1915
Phillips, Blair 2005-06
Phillips, Greg 1990-91
Phillips, Joe 1967-68-69
Phillyaw, Dino 1993-94
Phipps, Ryan 2004
Phinisee, Justin 2002-03-04-05
Pica, Wilson 1978
Pieper, Dave 1970-71-72
Pinkham, Louis 1908-09
Pitcaithley, Alan 1967-68-69
Pittard, William 1935
Pittman, Tate 2002
Plath, Robert 1975-76-77
Pleasant, Eddie 2008-09-10-11
Pocock, Jack 1955-56
Pope, Jon 2004-05-06
Pope, O. 1931-32
Pope, Theodore 1926-27-28
Popovich, Mike 1972-73
Post, Doug 1961-63-64
Potter, James 1954-55
Powell, Dave 1958-59
Powell, Lloyd 1952-54
Powrie, James 1915
Pozzo, Anselmo 1931-33-34
Preacher, Mike 1984-85-86
Price, Rick 1977-79-80-81
Prince, Billy 1999
Prozinski, Dennis 1960-61-62
Pulido, Danny 1998
Pulver, Mike 1971
Putzier, Rollin 1984-85-86-87

Q

Quillan, Fred 1975-76-77

R

Rach, William 1937
Radcliff, Ed 1977-78
Ralph, Dan 1982-83
Ramey, Sam 1946
Ranstad, Terry 1968-69-70
Rashad, Ahmad 1968-70-71
Raventos, John 1955-56
Read, Len 1956-57-58
Reed, Andres 2010
Reed, Daryl 1988-89
Reed, Dick 1922-23-24
Reed, John M. 1951-53
Reed, John I. 1973-75-76
Reed, Nick 2005-06-07-08
Reed, Ramone 2001-02-03-04
Reedal, Tom 1978
Reeve, Harold 1951-52-53-54
Reeve, Will 1956-57-58
Reeves, Ray 1970
Reginato, Victor 1937-38-39
Regner, William 1939-40-41
Reid, Eric 1993-94-95
Reina, Steve 1965-66
Reinhardt, Matt 1994
Reinhart, Bill 1919-20-21
Reiton, Harold 1945
Reitzug, Joe 1988-89-90
Rekofke, Brian 1974-75-76
Remington, Isaac 2011-12
Renfro, Mel 1961-62-63
Rennie, Steve 1969-70-71
Renstrom, Curt 1979
Reynolds, Don 1972-73-74
Reynolds, L. 1925
Reynolds, Robert 1942-45-46
Reynoso, Ian 2003-04-05
Rhea, Floyd 1940-41-42
Rhone, Ed 1980-82-83
Rice, Jackson 2009-10-11-12
Richards, Mark 1963-64-65

Richmond, Rock 1979
 Rickert, Rodney 1975-76
 Ricketts, Dameron 1993-94-95-96
 Ridings, E. 1899
 Rieschman, John 1934-35
 Rife, Willy 1993-94-95-96
 Riffle, Laird 1974-75
 Riggs, Frank 1927-28
 Riordan, Stanley 1934-35
 Risley, Jake 1914-15-16-17
 Risley, Victor 1923
 Rivera, Edmund 1983-84
 Roback, Ryan 1979-80
 Roberson, Dave 1968
 Roberts, Bob 1947-48-49
 Robertson, Andre 1983
 Robertson, Dwight 1978-79-80-82
 Robertson, Ernie 1938-39
 Robertson, Gary 1985-86-87-88
 Robertson, Leonard 1936-37-38
 Robinson, Darrell 1947-48-49
 Robinson, John 1957
 Robinson, Kerrell 1987-89-90
 Robinson, Louis 1947-48-49
 Robinson, Robert 1927-28-29
 Roblin, Thomas 1940-41-42
 Roche, John 1967
 Rockwell, Bryon 1991-93
 Rodriguez, Paul 1989-90-91-92
 Rogers, Josh 2000-01-02
 Roper, Justin 2007-08
 Rosario, Dante 2003-04-05-06
 Rose, James 1999-00
 Rose, Larry 1953-54
 Rose, Mike 1959-60-61
 Rosette, John 1975-76
 Rotenberg, Sam 1930
 Rowe, Kenny 2007-08-09-10
 Rowe, Paul 1937
 Rowley, Luke 2003
 Ruhl, Rich 1992-93-94-95
 Rushlow, John 1930
 Rust, Jack 1966-67-68

S

Sabol, Garrett 1997-98-99-00
 Salcido, Mike 1972
 Salisbury, Brett 1991
 Samuelson, Albert 1938-39
 Sanborn, Paul 1980-81-82
 Sanchez, Davis 1997
 Sanders, Darius 2004-05-06
 Sanders, Robert 1947-48-49
 Sanford, Josh 2011
 Sax, Moe 1923
 Scales, James 2011
 Schaffeld, Joe 1957-58
 Schmid, Ryan 1998-99-00-01
 Schmidt, Mark 1993-94-95-96
 Schneider, Bruce 1967
 Schnieders, Bill 1976
 Scholer, Gunnar 1974-75-76-77
 Scholl, Marc 1965-67
 Schuler, Denny 1967-68
 Schultz, Irvin 1929-30-31
 Schwab, Greg 1983-84-85
 Schwab, Rich 1961-62-63
 Schwabe, Paul 1980-81-82-83
 Schwartz, Geoff 2004-05-06-07
 Schwartz, Rick 1977-78-79-80
 Scott, Terence 2007-08
 Segale, Ray 1939-40-41
 Setterlund, Scott 1977-78-79-80
 Shaffer, Don 1946
 Shanley, Jim 1955-56-57
 Sharpe, C.A. 1915
 Shattuck, E.P. 1894-95
 Shaw, George 1951-52-53-54
 Shaw, Ryan 2003-04
 Shaw, Wayne 1950-51
 Shea, Terry 1967
 Shear, Tim 1998
 Shearer, W. 1929
 Shedrick, Juan 1990-91-92-93
 Sheehy, J.S. 1918
 Sheldon, Dean 1949
 Shepard, Scott 1980-82-83
 Shephard, James 1941-42
 Sherman, Jeff 1991-92-93-94
 Sherman, Keith 1966-67-68
 Shields, Archie 1920-21-22
 Shields, Floyd 1921-22

Shields, Gene 1923-24-25
 Shields, M. 1928-29
 Showalter, Riley 2007-08-09
 Shur, Nick 1967-68
 Siavii, Junior 2002-03
 Siegel, Jared 2001-02-03-04
 Siegner, Mitch 1992-93-94
 Sikora, Michael 1951
 Siler, Fred 1958-59
 Simmons, Harold 1950-52
 Simpson, Jeff 1997
 Simpson, Ron 1967
 Sinclair, Albert 1923-25-26
 Sinclair, Cam 1967-68-69
 Singleton, Daryl 1987-88-89-90
 Singleton, Herb 1973
 Sirmom, Peter 1996-97-98-99
 Skinner, Kenyon 1935-36
 Slapnicka, Tim 1972-73-74
 Slauson, Edgar 1926
 Slender, George 1955
 Sloan, Donald 1950-51-52
 Slymen, Mark 1991-93-94
 Smalley, Kai 2001-02
 Smetana, Drew 1983-84-85
 Smith, Akili 1997-98
 Smith, Bill 1965-66
 Smith, Brad 1983-84-85-86
 Smith, Caleb 1996-97-98-99
 Smith, Dane 1967-69
 Smith, Daryle 1990-91
 Smith, Jim 1965-66-67
 Smith, Joshua 1995-96-97
 Smith, Matt 1998-99-00
 Smith, Onterio 2001-02
 Smith, Robert 1937-38-39
 Smith, Roger 1966-67-68
 Smith, R.S. 1896-97-98-99
 Smith, Sherman 1924-25-26
 Smith, Steve 1998-99-00-01
 Smith, Tim 1978-79
 Snidow, Ron 1960-61-62
 Snyder, Adam 2001-02-03-04
 Snyder, Bruce 1960-62
 Snyder, W.C. 1914-15-16
 Solomona, Chris 2003-04
 So'alo, Pat 2006-07
 Sovereign, Jack 1963-66
 Spates, Demetrius 2003-04-05
 Spaulding, J. 1899
 Spear, Charles 1929
 Spear, Mark 1987-88-90
 Spear, William 1922
 Specht, Greg 1970-71-72
 Speed, Mike 2005-06-07-08
 Speetzen, Rodney 1937
 Spellman, Bert 1914-15-16
 Spence, Blake 1994-95-96-97
 Spencer, C.A. 1905
 Spickerman, Brenton 2010
 Stadelman, George 1927-28-29
 Stahlhut, Roger 1965-66
 Stambaugh, Jack 1968-69-70
Stanford, Dwayne 2012
Stanton, Blake 2012
 Stanton, Don 1946-47-48
 Starck, Justin 1992-93
 Starr, Bob 1982
 Starr, R. 1898-99
 Steber, Bill 1969-70-71
 Steepin, Matt 1993-95
 Steers, Henry 1942
 Steers, W.H. 1917-18-19-20
 Stefanick, Jeff 1984-85-86-87
 Steimer, Eric 2005-06-07
 Steitz, Nick 2001-02-03-04
 Stensland, Garry 1961
 Stenstrom, Marsh 1938-39-40
 Stelle, Earl 1948-49-50
Stevens, Hamani 2011-12
 Stewart, Jennings 2011-12
 Stewart, Jonathan 2005-06-07
 Stewart, Marcell 1994
 Still, Wallace 1947
 Stiner, Lon 1953-54-55
 Stipanovich, Will 1983-84-85-86
 Stoeven, Laurence 1947
 Stokes, Clark 1947
 Stokes, Tim 1970-71
 Stone, Don 1970-71
 Stone, Jack 1959
 Stone, Kamil 1993

Stout, Richard 1952
 Stout, Robert 1951
 Stover, Ron 1956-57-58
 Strait, Kyle 1994-95
 Stratton, Ron 1961-63
 Stringer, Ed 1982-83
 Strong, Garren 2004-05-06-07
 Stuart, Jim 1938-39-40
 Stuckey, Dewitt 2008-09-10-11
 Sualua, Leie 1997-98
 Sullivan, Corkey 1963-64
 Sullivan, Dennis 1951
 Sullivan, Donn 1954
 Sunia, Andy 1987-88-89-90
 Surles, Leonard 1941-42
 Swain, Bill 1960-61
 Swanson, C. 1932-33
 Sweitzer, Ken 1951-52-53
 Syria, Josh 2007-08

T

Talaeai, Faiva 1999
 Talbot, Tom 1984-85-86-87
 Tapley, Terry 1985
 Tarbell, E. 1929
 Tarr, Jerry 1960
 Tarrow, Bill 1955-56
 Tate, Willy 1991-92-93
 Tattersall, Jon 1989-90-91-92
 Tatum, Doug 1982
 Taumoepeau, John 1990-91-92-93
 Taylor, C.M. 1909-10
 Taylor, Ernest 1980
 Taylor, G. 1916
 Taylor, Joe 1985-86-87-88
 Taylor, Johnny 1988-89-90
 Taylor, Kellen 2003
 Taylor, Tim 2008-09
 Taylor, Zach 2008

Teague, Brian 2011-12
 Teague, Jon 2005-06-07-08
 Tefft, Kolya 1988-89
 Tegart, R.L. 1916
 Temple, Mark 1931-32-33
 Temple, Tim 1964-65-66
 Templeton, C.L. 1898-99
 Templeton, F.M. 1896-97-1905
 Templeton, H.S. 1894-95
 Templeton, J.H. 1894
 Templeton, Walker 2000
 Tergilgas, Harold 1917-18
 Terjeson, Jens 1923-24
 Terjeson, Ralph 1932-33-34
 Terry, Thomas 1941-42
 Tetterton, Chris 2001
 Thayer, F.V. 1903
 Thomas, Aaron 1986-88
 Thomas, Bill 1967
 Thomas, Charles 1973-74-75
 Thomas, Darron 2008-10-11
Thomas, DeAnthony 2011-12
 Thomas, Ed 1961-62
 Thomas, Lance 1989
 Thomas, Osborn 1981-82-83
 Thomas, Richie 1996-97
 Thomas-Dotson, Josh 2004-06
 Thomason, Jeff 1988-89-90-91
 Thompson, Blake 2011
Thompson, Grant 2012
 Thompson, Laurence 1947
 Thompson, Tommy 1990-91-92-93
 Thran, Bo 2008-09-10
 Thurmond, Walter 2006-07-08-09
 Tichenor, Cal 1960
 Teibey, Dave 1963-64-65
 Toeaina, Matt 2003-04-05-06
 Toeaina, Simi 2008-09
 Tomlin, Ty 2000-01
 Tommeraaon, Cary 1962
 Torchia, Peter 1942-46-47
 Tourville, Charles 1956-57-58
 Towns, Trey 1997
 Traut, Marc 1972
 Travis, L.M. 1894-85-96
 Trovato, Tom 1965-66
 Trowbridge, J.F. 1918
 Trucks, Anthony 2002-03-04-05
 Tschirgi, Josh 2004-05-06-07
 Tucker, Keith 1953-54
 Tucker, Marley 2001-02-03-04
 Tuckner, Marshaun 1999-00
 Tuerck, W.P. 1915

Tuinei, Lavasier 2009-10-11
 Tuitele, A.J. 2004-05-06-07
 Tukuafu, Will 2007-08-09
 Tupou, Fenuki 2007-08
 Turner, Jason 2005-06
 Turner, Norval 1972-73-74
 Turner, Terrell 2009-10-11
 Tyler, Tim 1979-80-81-82

U

Unger, Max 2005-06-07-08
 Urell, Dave 1958-59-60

V

Vaccher, Lino 1983-84-85
 Valenzuela, Robby 2001-02-03-04
 Van Brocklin, Norm 1947-48
 Vandiver, Chris 1996-97-98
 Van Leuven, Dean 1952-53-55
 Van Pelt, Goerge 1940-41
 Van Vliet, Maurice 1933-34
 Vaughan, Chris 1978
 Vaughn, Rahsaan 2011-12
 Verdon, Zeth 1985
 Veres, Ron 1961
 Vernier, Donald 1941
 Verutti, Pat 1968-69
 Villegas, Nathan 1998-99
 Vincent, Chris 2003-04-05-06
 Vincent, William 1976-77
 Vitus, Otto 1923-24-26-27
 Vobora, Andy 1978-79-80-81
 Vonderahe, Karl 1921-22-23
 Vossmeier, Scott 2001-04

W

Waldon, Cecil 1937-38-39
 Walk, Rich 1986
 Walker, Dave 1968-69-70
 Walker, D.H. 1909-10-11-12
 Walker, Isaac 1992-93-94-95
 Walker, Marc 2004
 Walker V. 1934
 Wallace, Anthony 2011-12
 Wallace, William 2010
 Walter, Mike 1979-80-81-82
 Wangler, Ed 2001-02
 Wanner, C.E. 1899
 Warberg, Dale 1945
 Ward, E.L. 1902
 Ward, Rick 1979
 Ward, T.J. 2006-07-08-09
 Warner, Ken 1982-83-84-85
 Warren, John 1926-27
 Warren, Paris 2001
 Warren, Scott 1928-29
 Washington, Kenny 2003-04
Washington, Tony 2011-12
 Wathey, Jim 1967-68-69
 Watts, Don 1929-30-31
 Watts, H.J. 1901-02
 Weatherspoon, Kyle 2003-04-05-06
 Weaver, Dan 2000-01-02-03
 Weaver, Jed 1996-97-98
 Weaver, John 1985
 Webb, Art 1971-72-73
 Webb, Tom 1977-78
 Weber, Arthur 1954-55
 Weber, David 1994-95-96-97
 Webster, Devall 1979-80-81-82
 Webster, Rasuli 1999-00-01-02
 Weems, Darrion 2009-10-11
 Weems, Thomas 1927-28
 Wegner, Ken 1987
 Weigel, Al 1959-60-61
 Weist, Oscar 1913-15
 Welch, Claxton 1966-67-68
 Welch, Pete 1957-58
 Welch, Todd 1982-83-84
 West, M. 1929
 West, S. 1929
 West, Willie 1957-58-59
 Wetzell, Victor 1925-26-27
 Wheatley, Ray 1983-84
 Wheaton, Kenny 1994-95-96
 Wheeler, J.C. 1955-56-57
 Whitaker, Eddie 2004
 White, Garth 1995-96-97
 White, Jo Jo 1973-74-75
 White, Stewart 1957
 Whitehead, Terrence 2002-03-04-05
 Whitney, Scott 1987-88

Whittle, Ricky 1992-93-94-95
 Widlund, C.E. 1910
 Wiggins, Paul 1993-94-95-96
 Wilchuck, Kurt 1985
 Wilcox, Dave 1962-63
 Wilcox, Dave G. 1973
 Wilcox, John 1958-59
 Wilcox, Josh 1993-94-95-96
 Wilcox, Justin 1996-97-98-99
 Wilcox, Robert 1951
 Wilken, Dan 1981-83-84-85
 Wilkins, Dick 1948
 Willener, Greg 1960-61-62
 Willener, John 1957-58-59
 Willhite, Kevin 1983-84-85-86
 Willhite, Randy 1985-87-88
 Williams, Andre 1986-88-89
 Williams, Brandon 2010
 Williams, B.T. 1917-18-19
 Williams, Chad 1994
 Williams, Charles 1927-28-29
 Williams, Demetrius 2002-03-04-05
 Williams, Emmett 1951-52
 Williams, Gary 1990-91-92-93
 Williams, Jason 2005-06-07-08
 Williams, Jarrod 1950
 Williams, Jeff 1981-82-83-84
 Williams, Larry 1976
 Williams, Mike 1970
 Williams, Mike D. 1974
 Williams, Rob 1994-95
 Williams, Vince 1977-78-79-81
 Willis, Jason 1999-00-01-02
 Wills, Chuck 1973-74-75
 Wilson, Alan 1934
 Wilson, Dale 1963-64-65
 Wilson, L. Dow 1917-18-19
 Wilson, Elliott 1940-41
 Wilson, F. 1898-99
 Wilson, G.E. 1921
 Wilson, Gordon 1923-24
 Wilson K. 1931
 Wilson, Lerry 1982-83-84
 Wilson, Michael 1987
 Winetrou, Art 1939
 Winn, Dick 1964-65
 Winn, Eric 1994-95-96-97
 Winn, Harvey 1970-71
 Winn, Mark 1988
 Winter, Laurence 1931
 Wise, Tim 1982
 Wishard, Charles 1931-32-33
 Williamson, Bill 1923
 Wolf, John 1984-85-86
 Wong, Warner 1966-67-68
 Wood, Harry 1927-28-29
 Wood, Jeff 1977-78-79
 Woodfill, Stan 1974-75
 Woodie, Ira 1926-27-28
 Woods, LaMont 1993-94-95-96
 Woods, Marcus 1988-89-90-91
 Woods, Rodney 2003-05
 Woodward, Hugh 1972-73
 Woody, Ken 1968-69-70
 Wooton, Tom 1966-67-68
 Wrighter, George 2000-01-02
 Wright, Darrell 2001-02
 Wright, Roderkus 2002
 Wynne, Patrick 1941

Y

Yaru, Tom 1973-74-75
 Yatsko, Stuart 1978-79-80-81
 Yerby, John 1936-37-38
 York, Carson 2009-10-11-12
 Young, Brett 1986-87-88
 Young, Chris 1996-97-98-99
 Young, Eugene 1980-81-82
 Young, Reggie 1978-79
 Young, S.A. 1898-99
 Youngblood, Terry 1981-82-83
 Youngmayr, Bill 1963

Z

Zaharie, Geno 1987
 Zeigler, F. 1896-97-98-99-00-01
 Zemp, Ron 1983-84-85
 Zimmerman, Gary 1980-81-82-83
 Zinke, Ryan 1980-81-82-83

OREGON FOOTBALL YEAR-BY-YEAR

Year	Coach	Captain(s)	W-L-T	PF	PA	Conf.	Year	Coach	Captain(s)	W-L-T	PF	PA	Conf.
1894	Cal Young/J.A. Church	Frank Mathews	1-2-1	44	30	—	1958	Len Casanova	Ron Stover	4-6-0	93	50	5th
1895	Percy Benson	H.S. Templeton	4-0-0	62	8	—	1959	Len Casanova	West, Keele, Peterson	8-2-0	209	113	—
1896	J.F. Frick	J.M. Edmundson	2-1-0	16	16	—	1960	Len Casanova	Urell, Grosz	7-3-1	206	130	—
1897	Joe Smith	R.S. Smith	1-1-0	18	26	—	1961	Len Casanova	Petersen, Bruce	4-6-0	152	112	—
1898	Frank Simpson	R.S. Smith	3-1-0	167	21	—	1962	Len Casanova	Snidow, Barnett	6-3-1	229	156	—
1899	Frank Simpson	R.S. Smith	3-2-1	102	17	—	1963	Len Casanova	Renfro, Hill, Imwalle	8-3-0	274	153	—
1900	Lawrence Kaarsberg	Bernard Jakway	3-3-1	66	44	—	1964	Len Casanova	Berry, Dean	7-2-1	170	107	—
1901	Warren Smith	F.T. Zeigler	3-4-1	33	44	—	1965	Len Casanova	Casey, Richards, Tobey	4-5-1	165	186	T6th
1902	Marion Dolph	Homer Watts	3-1-3	87	16	—	1966	Len Casanova	Brundage, Carter	3-7-0	118	129	8th
1903	Warren Smith	F.G. Thayer	4-2-1	75	18	—	1967	Jerry Frei	J. Smith, Molter	2-8-0	104	193	T7th
1904	R.S. Smith	J.H. Templeton	5-3-0	64	59	—	1968	Jerry Frei	Dames, Hildreth	4-6-0	130	203	T5th
1905	Bruce Shorts	Jack Latourette	4-2-2	65	39	—	1969	Jerry Frei	Philips, Gassner	5-5-1	271	242	5th
1906	Hugo Bezdek	William Chandler	5-0-1	50	10	—	1970	Jerry Frei	Blanchard, Coleman, Newland	6-4-1	285	256	T2nd
1907	Gordon Frost	Gordon Moores	5-1-0	100	14	—	1971	Jerry Frei	Figoni, Moore, Rennie	5-6-0	235	286	5th
1908	Robert W. Forbes	Fred Moullen	5-2-0	74	52	—	1972	Dick Enright	Game Captains	4-7-0	194	285	T6th
1909	Robert W. Forbes	Dudley Clarke	3-2-0	69	29	—	1973	Dick Enright	Jodoin	2-9-0	205	239	T5th
1910	Bill Warner	Charles Taylor	4-1-0	171	11	—	1974	Don Read	Turner, Slapnicka	2-9-0	116	330	8th
1911	Bill Warner	William Main	3-2-0	59	51	—	1975	Don Read	Johnson, Wills	3-8-0	146	266	6th
1912	Louis Pinkham	Dean Walker	3-4-0	39	77	—	1976	Don Read	Game Captains	4-7-0	144	271	T7th
1913	Hugo Bezdek	Robert Bradshaw	3-3-1	132	54	—	1977	Rich Brooks	Game Captains	2-9-0	164	367	7th
1914	Hugo Bezdek	John Parsons	4-2-1	113	30	—	1978	Rich Brooks	Game Captains	2-9-0	173	212	8th
1915	Hugo Bezdek	Anse Cornell	7-2-0	203	53	—	1979	Rich Brooks	Game Captains	6-5-0	200	212	T3rd
1916	Hugo Bezdek	John Beckett	7-0-1	244	17	T1st	1980	Rich Brooks	Game Captains	6-3-2	263	193	5th
1917	Hugo Bezdek	Ray Couch	4-3-0	73	74	4th	1981	Rich Brooks	Game Captains	2-9-0	155	247	9th
1918	Shy Huntington	Dow Wilson	4-2-0	81	35	2nd	1982	Rich Brooks	Mike Walter	2-8-1	103	223	9th
1919	Shy Huntington	Everett Brandenburg	5-2-0	105	40	1st	1983	Rich Brooks	Baack, Johnson	4-6-1	152	224	T6th
1920	Shy Huntington	Williams Steers	3-2-1	37	38	3rd	1984	Rich Brooks	Barnes, Hudetz	6-5-0	241	247	T7th
1921	Shy Huntington	Martin Howard	5-1-3	145	75	5th	1985	Rich Brooks	Lew Barnes	5-6-0	273	300	6th
1922	Shy Huntington	Arche Shields	6-1-1	99	26	2nd	1986	Rich Brooks	Miller, Wolf	5-6-0	235	338	7th
1923	Shy Huntington	Hal Chapman	3-4-1	113	66	8th	1987	Rich Brooks	Newman, Stefanick	6-5-0	228	226	T4th
1924	Joe Maddock	Dick Reed	4-3-2	94	66	6th	1988	Rich Brooks	Musgrave, Brock, Kaumeyer	6-6-0	296	247	T6th
1925	R.S. Smith	Bob Mautz	1-5-1	53	108	9th	1989	Rich Brooks	Musgrave, Loville, Kearns, Oldham	8-4-0	379	251	T2nd
1926	John McEwan	Albert Sinclair	2-4-1	86	88	6th	1990	Rich Brooks	Musgrave, Dairy	8-4-0	341	221	3rd
1927	John McEwan	Beryl Hodgen	2-4-1	45	69	8th	1991	Rich Brooks	Thomason, Farwell	3-8-0	186	248	T9th
1928	John McEwan	George Burnell	9-2-0	234	59	4th	1992	Rich Brooks	Castle, Cummins, Ferry, Tattersall	6-6-0	265	222	T6th
1929	John McEwan	David Mason	7-3-0	209	91	T3rd	1993	Rich Brooks	Jones, Tate	5-6-0	278	276	T8th
1930	C.W. Spears	John Kitzmiller	7-2-0	131	35	4th	1994	Rich Brooks	Game Captains	9-4-0	349	250	1st
1931	C.W. Spears	Irv Schultz	6-2-2	90	87	3rd	1995	Mike Bellotti	Game Captains	9-3-0	326	272	3rd
1932	Prink Callison	Bill Morgan	6-3-1	109	64	5th	1996	Mike Bellotti	Game Captains	6-5	378	356	T5th
1933	Prink Callison	Bernie Hughes	9-1-0	165	50	T1st	1997	Mike Bellotti	Game Captains	7-5	380	350	T7th
1934	Prink Callison	Morse, Parke	6-4-0	108	98	4th	1998	Mike Bellotti	Game Captains	8-4	473	328	T3rd
1935	Prink Callison	Ross Carter	6-3-0	70	63	T4th	1999	Mike Bellotti	Game Captains	9-3	410	284	T2nd
1936	Prink Callison	Del Bjork	2-6-1	34	96	9th	2000	Mike Bellotti	Game Captains	10-2	351	249	T1st
1937	Prink Callison	Tony Amato	4-6-0	114	159	8th	2001	Mike Bellotti	Game Captains	11-1	412	256	1st
1938	Tex Oliver	None	4-5-0	60	138	5th	2002	Mike Bellotti	Game Captains	7-6	417	362	8th
1939	Tex Oliver	None	3-4-1	101	74	5th	2003	Mike Bellotti	Game Captains	8-5	356	348	T3rd
1940	Tex Oliver	None	4-4-1	100	58	5th	2004	Mike Bellotti	Game Captains	5-6	282	282	T5th
1941	Tex Oliver	None	5-5-0	135	177	5th	2005	Mike Bellotti	Game Captains	10-2	414	278	2nd
1942	John Warren	None	2-6-0	67	138	8th	2006	Mike Bellotti	Game Captains	7-6	383	345	T5th
1943	No Football						2007	Mike Bellotti	Chung, Dixon, Tuitele, Unger	9-4	496	307	T4th
1944	No Football						2008	Mike Bellotti	Chung, J. Johnson, Reed, Unger	10-3	545	367	2nd
1945	Tex Oliver	Jake Leicht	3-6-0	116	124	7th	2009	Chip Kelly	Holmes, Masoli, Thurmond III, Tukuafu	10-3	469	309	1st
1946	Tex Oliver	Duke Iverson	4-4-1	81	118	6th	2010	Chip Kelly	Game Captains	12-1	611	243	1st
1947	Jim Aiken	Leicht, Newquist, Koch	7-3-0	174	121	T2nd	2011	Chip Kelly	Game Captains	12-2	645	345	1st
1948	Jim Aiken	Ecklund, Garza, Stanton	9-2-0	207	103	1st	2012	Chip Kelly	Game Captains	12-1	610	264	T1st
1949	Jim Aiken	None	4-6-0	250	219	T6th							
1950	Jim Aiken	Ray Lung	1-9-0	96	213	9th							
1951	Len Casanova	Sikora, Patrick	2-8-0	124	317	8th							
1952	Len Casanova	Monte Brethauer	2-7-1	112	234	T6th							
1953	Len Casanova	Emery Barnes	4-5-1	90	85	8th							
1954	Len Casanova	Ron Pheister	6-4-0	218	159	3rd							
1955	Len Casanova	Lon Stiner	6-4-0	204	158	4th							
1956	Len Casanova	Phil McHugh	4-4-2	113	102	T4th							
1957	Len Casanova	Shanley, Morris, Chapman, Mondale	7-4-0	160	97	T1st							

OREGON FOOTBALL HISTORY

117 Seasons 31 Total Head Coaches 602-473-46 (.558)

CAL YOUNG, J.A. CHURCH**Head Coaches****1894 (1-2-1)**

Albany College	W	44-2
OAC	L	0-16
Portland	L	0-12
Pacific	T	0-0

PERCY BENSON**Head Coach****1895 (4-0)**

* OAC	W	44-0
Willamette	W	8-4
Portland	W	6-4
Willamette	W	6-0

J.F. FRICK**Head Coach****1896 (2-1)**

* OAC	W	2-0
OAC	W	8-4
MAAC	L	6-12

JOE SMITH**Head Coach****1897 (1-1)**

Chemawa Indians	W	10-0
* OAC	L	0-26

FRANK SIMPSON**Head Coach****1898 (3-1)**

Chemawa Indians	W	34-0
Portland	W	95-0
MAAC	L	0-21
OAC	W	38-0

1899 (3-2-1)

N4 Chemawa Indians	W	29-0
N11 MAAC	L	0-5
N18 California	L	0-12
N21 Ashland Normal	W	35-0
N25 MAAC	T	0-0
N30 * OAC	W	38-0

LAWRENCE KAARSBERG**Head Coach****1900 (3-3-1)**

O27 Capital AC	L	0-5
N3 MAAC	L	0-5
N10 Stanford	L	0-34
N17 California	W	2-0
N19 Ashland Normal	W	21-0
N29 MAAC	T	0-0
D1 Washington	W	43-0

WARREN SMITH**Head Coach****1901 (3-4-1)**

O26 Chemawa Indians	W	11-0
N2 MAAC	L	0-5
N6 Idaho	T	0-0
N9 Washington State	L	0-16
N12 Whitman	L	0-6
N13 Pendleton HS	W	12-0
N28 MAAC	L	0-17
N30 Pacific	W	10-0

MARION DOLPH**Head Coach****1902 (3-1-3)**

O18 Albany	T	0-0
O22 Whitman	W	6-0
N1 Oregon Med. Sch.	W	11-0
N8 OAC	T	0-0
N15 Albany	T	0-0
N21 Pacific	W	70-0
N27 MAAC	L	0-16

WARREN SMITH**Head Coach****1903 (4-2-1)**

O17 Oregon Alumni	W	6-0
O24 Albany College	W	22-0
O31 Willamette	W	37-0
N7 Washington State	T	0-0
N14 Washington	L	5-6
N21 * OAC	W	5-0
N26 MAAC	L	0-12

R.S. SMITH**Head Coach****1904 (5-3)**

O8 Oregon Alumni	W	20-0
O12 Albany	W	4-0
O15 Willamette	W	16-0
O22 California	L	0-12
O29 Stanford	L	0-35
N12 Washington	W	18-0
N19 OAC	W	6-5
N24 MAAC	L	0-7

BRUCE SHORTS**Head Coach****1905 (4-2-2)**

O8 Oregon Alumni	W	15-5
O13 California	T	0-0
O18 Stanford	L	4-10
O29 Chemawa Indians	W	17-0
N4 Willamette	W	11-6
N11 * OAC	W	6-0
N18 Washington	T	12-12
N30 MAAC	L	0-6

HUGO BEZDEK**Head Coach****1906 (5-0-1)**

O26 Idaho	W	12-0
N3 Willamette	W	4-0
N17 Washington	W	16-6
N24 OAC	T	0-0
N30 MAAC	W	8-4
D7 Whitworth	W	10-0

GORDON FROST**Head Coach****1907 (5-1)**

O19 Pacific	W	52-0
O26 Idaho	W	21-5
N2 Willamette	W	11-0
N9 * OAC	L	0-4
N16 Washington	W	6-0
N28 MAAC	W	10-5

ROBERT W. FORBES**Head Coach****1908 (5-2)**

O17 Oregon Alumni	W	4-0
O24 Willamette	W	15-0
O31 Idaho	W	27-21
N7 Whitman	L	10-16
N14 Washington	L	0-15
N21 # OAC	W	8-0
N26 MAAC	W	10-0

1909 (3-2)

O30 Willamette	W	29-0
N6 MAAC	L	0-3
N13 Idaho	W	22-6
N19 * OAC	W	12-0
N25 Washington	L	6-20

BILL WARNER**Head Coach****1910 (4-1)**

O15 Oregon Alumni	W	16-6
O22 Puget Sound	W	115-0
O29 Idaho	W	29-0
N12 OAC	W	12-0
N24 MAAC	L	0-5

1911 (3-2)

O20 Vancouver Barracks	W	36-0
O27 Washington State	W	6-0
N4 Whitman	W	8-5
N18 Washington	L	3-29
N30 MAAC	L	6-17

LOUIS PINKHAM**Head Coach****1912 (3-4)**

O12 Willamette	W	12-0
O19 Whitman	L	0-20
O26 Washington State	L	0-7
N2 Idaho	W	3-0
N16 Washington	L	14-30
N23 + OAC	W	3-0
N28 MAAC	L	7-20
+ Played at Albany		

HUGO BEZDEK**Head Coach****1913 (3-3-1)**

O4 Oregon Alumni	W	42-3
O18 Bremerton	W	43-6
O25 Idaho	W	27-0
N1 Willamette	L	3-6
N8 OAC	T	10-10
N15 Washington	L	7-10
N27 MAAC	L	0-19

1914 (4-2-1)

O10 Whitman	W	29-3
O17 Washington State	W	7-0
O24 Idaho	W	13-0
O30 Willamette	W	61-0
N14 Washington	L	0-10
N21 OAC	T	3-3
N26 MAAC	L	0-14

1915 (7-2)

O2 MAAC	L	7-16
O9 Washington State	L	3-28
O16 Idaho	W	19-7
O23 Whitman	W	21-0
O30 Willamette	W	49-0
N2 Pacific	W	47-0
N3 USC	W	34-0
N20 * OAC	W	9-0
N25 MAAC	W	15-2

1916 (7-0-1, 2-0-1)

O7 Willamette	W	97-0
O14 MAAC	W	28-0
O21 California	W	39-14
N4 Washington	T	0-0
N11 Washington State	W	12-0
N25 OAC	W	27-0
N29 MAAC	W	27-0
J1 † Pennsylvania	W	14-0
† Rose Bowl		

1917 (4-3, 1-2)

O13 MAAC	W	14-7
O20 Washington State	L	3-26
O27 Idaho	W	14-0
Willamette	W	14-0
N3 Mare Island	L	0-27
N17 California	W	21-0
N29 # OAC	L	7-14

SHY HUNTINGTON**Head Coach****1918 (4-2, 2-1)**

O12 MAAC	L	0-20
N2 Foundation	W	41-0
N9 Camp Lewis	W	20-3
N16 OAC	W	13-6
N23 California	L	0-6
D1 Washington	W	7-0

1919 (5-2, 2-1)

O11 MAAC	W	23-0
O18 Idaho	W	26-6
N1 Washington	W	24-13
N8 Washington State	L	0-7
N15 * OAC	W	9-0
N27 MAAC	W	15-7
J1 † Harvard	L	6-7
† Rose Bowl		

1920 (3-2-1, 1-1-1)

O9 MAAC	W	7-0
O23 Idaho	W	13-7
O30 Stanford	L	0-10
N13 Washington	W	17-0
N20 OAC	T	0-0
N25 USC	L	0-21

1921 (5-1-3, 0-1-2)

O1 Willamette	W	7-3
O8 Pacific	W	21-7
O15 Idaho	T	7-7
O22 California	L	0-39
N5 Washington State	T	7-7
N12 MAAC	W	21-7
N19 * OAC	T	0-0
D26 Hawaii	W	47-0
J1 Pearl Harbor	W	35-5

OREGON FOOTBALL YEAR-BY-YEAR GAME RESULTS

1922 (6-1-1, 3-0-1)

O7	Willamette	W	37-0
O14	MAAC	L	0-20
O20	Whitman	W	6-3
O28	Idaho	W	6-3
N4	Pacific	W	27-0
N11	Washington State	W	13-0
N18	OAC	W	10-0
N30	Washington	T	3-3

1923 (3-4-1, 0-4-1)

S30	Willamette	W	40-0
O13	Pacific	W	35-7
O18	Whitman	W	21-0
O27	Idaho	T	0-0
N3	Washington State	L	7-13
N10	Stanford	L	3-14
N24	* OAC	L	0-6
D1	Washington	L	7-26

JOE MADDOCK**Head Coach****1924 (4-3-2, 2-2-1)**

O4	Willamette	T	0-0
O11	Pacific	W	20-0
O18	Stanford	L	13-28
O25	Whitman	W	40-6
N1	Washington	W	7-3
N8	Idaho	L	0-13
N15	Washington State	T	7-7
N22	OAC	W	7-3
N29	MAAC	L	0-6

RICHARD SMITH**Head Coach****1925 (1-5-1, 0-5)**

O3	MAAC	T	0-0
O10	Idaho	L	0-6
O17	Pacific	W	13-0
O24	California	L	0-28
O31	Stanford	L	35-13
N14	* OAC	L	13-24
N26	Washington	L	14-15

JOHN MCEWAN**Head Coach****1926 (2-4-1, 1-4)**

S25	Willamette	W	44-0
O2	* Pacific	T	0-0
O9	* Washington	L	9-23
O23	Stanford	L	12-29
O30	California	W	21-13
N13	Washington State	L	0-7
N20	OAC	L	0-16

1927 (2-4-1, 0-4-1)

S25	* Linfield	W	7-0
O1	* Pacific	W	31-6
O8	* Idaho	T	0-0
O15	# California	L	0-16
O29	Stanford	L	0-19
N11	* Oregon State	L	7-21
N24	Washington	L	0-7

1928 (9-2, 4-2)

S30	Pacific	W	45-0
O6	Stanford	L	12-26
O13	Willamette	W	38-6
O20	Washington	W	27-0
O27	Western Oregon	W	24-0
N3	California	L	0-13
N17	Oregon State	W	12-0
N24	Montana	W	31-6
N29	UCLA	W	26-6
D25	Honolulu	W	13-2
J1	Hawaii	W	6-0

1929 (7-3, 4-1)

S29	* Pacific	W	58-0
O5	Stanford	L	7-33
O12	* Willamette	W	34-0
O19	# Idaho	W	34-7
O26	Washington	W	14-0
N2	* UCLA	W	27-0
N16	* Oregon State	W	16-0
N23	Hawaii	W	7-0
N28	St. Mary's	L	6-31
D7	Florida	L	6-20

C.W. SPEARS**Head Coach****1930 (7-2, 3-1)**

S15	* Pacific	W	20-0
S22	* Willamette	W	51-0
S29	* Linfield	W	6-0
O4	Drake	W	14-7
O18	# Washington	W	7-0
O25	* Idaho	W	20-6
N8	* UCLA	W	7-0
N15	Oregon State	L	0-15
N27	St. Mary's	L	6-7

1931 (6-2-2, 3-1-1)

S20	* Western Oregon	W	21-6
S27	* Willamette	W	20-0
O3	# Idaho	W	9-0
O10	Washington	W	13-0
O17	USC	L	0-53
O24	North Dakota	T	0-0
O31	NYU	W	14-6
N14	* Oregon State	T	0-0
N21	UCLA	W	13-6
N26	St. Mary's	L	0-16

PRINK CALLISON**Head Coach****1932 (6-3-1, 2-2-1)**

S23	* Pacific	W	26-6
O1	* Santa Clara	W	7-0
O8	# Washington	T	0-0
O15	# UCLA	L	7-12
O22	Idaho	W	32-0
O29	* Gonzaga	W	13-0
N5	Oregon State	W	12-6
N12	USC	L	0-33
N24	St. Mary's	L	0-7
D17	Louisiana State	W	12-0

1933 (9-1, 4-1)

S23	* Linfield	W	53-0
S30	Gonzaga	W	14-0
O7	* Columbia	W	14-7
O14	Washington	W	6-0
O20	* Idaho	W	19-0
O28	UCLA	W	7-0
N4	* Utah	W	26-7
N11	# Oregon State	W	13-3
N18	USC	L	0-26
N30	St. Mary's	W	13-7

1934 (6-4, 4-2)

S23	* Gonzaga	W	13-0
S30	# UCLA	W	26-3
O13	# Washington	L	6-16
O20	Idaho	W	13-6
O27	Utah	W	8-7
N3	* Montana	W	13-0
N10	* Oregon State	W	9-6
N17	USC	L	0-33
N29	St. Mary's	L	7-13
D15	Louisiana State	L	13-14

1935 (6-3, 3-2)

S28	# Gonzaga	W	18-0
O5	* Utah	W	6-0
O12	# California	L	0-6
O19	* Idaho	W	14-0
O26	UCLA	L	6-33
N9	* Oregon State	W	13-0
N16	# Portland	W	6-0
N23	Washington	W	7-0
D7	St. Mary's	L	0-18

1936 (2-6-1, 1-6-1)

S25	* Portland	W	14-0
O3	USC	L	0-26
O10	Stanford	T	7-7
O17	# Idaho	W	13-0
O24	* Washington State	L	0-3
O31	# Washington	L	0-7
N7	# UCLA	L	0-7
N14	California	L	0-28
N21	Oregon State	L	0-18

1937 (4-6, 2-5)

S24	UCLA	L	13-26
O2	* Stanford	W	7-6
O9	Gonzaga	W	40-6
O16	USC	L	14-34
O23	* Oregon State	L	0-14
N6	# Washington State	W	10-6
N13	# California	L	0-26
N20	Washington	L	0-14
N27	U.S. Marines	W	24-6
D4	Arizona	L	6-20

TEX OLIVER**Head Coach****1938 (4-5, 4-4)**

S24	Washington State	W	10-2
O1	* UCLA	W	14-12
O15	Stanford	L	16-27
O22	Fordham	L	0-26
O29	* USC	L	7-31
N5	* Idaho	W	19-6
N12	California	L	0-20
N19	# Washington	W	3-0
N26	# Oregon State	L	0-14

1939 (3-4-1, 3-3-1)

S30	USC	T	7-7
O7	# Stanford	W	10-0
O14	California	W	6-0
O21	* Gonzaga	L	7-12
O28	UCLA	L	6-16
N4	* Washington State	W	39-0
N11	* Oregon State	L	14-19
N25	Washington	L	13-20

1940 (4-4-1, 3-4-1)

S27	* U.S. Marines	W	12-2
O5	Stanford	L	0-13
O12	# Washington	L	0-10
O19	USC	L	0-13
O26	Washington State	T	6-6
N2	* Montana	W	38-0
N9	* UCLA	W	18-0
N16	California	L	6-14
N30	Oregon State	W	20-0

1941 (5-5, 4-4)

S27	Stanford	L	15-19
O3	* Idaho	W	21-7
O11	USC	W	20-6
O18	# California	W	19-7
O25	UCLA	L	7-14
N1	* Washington State	L	0-13
N11	# Santa Clara	W	21-19
N22	Washington	W	19-16
N29	* Oregon State	L	7-12
D6	Texas	L	7-71

JOHN WARREN**Head Coach****1942 (2-6, 2-5)**

S26	# Navy Pre-Flight	L	9-10
O3	Washington State	L	0-7
O10	# Washington	L	7-15
O24	* Idaho	W	28-0
O31	California	L	7-20
N7	* UCLA	W	14-7
N14	USC	L	0-40
N21	Oregon State	L	2-39

TEX OLIVER**Head Coach****1945 (3-6, 3-6)**

S29	Washington	L	6-20
O6	* Idaho	W	33-7
O13	Oregon State	L	6-19
O20	* Washington State	W	26-13
O27	UCLA	L	0-12
N3	# Washington	L	0-7
N10	Washington State	L	13-20
N17	California	W	20-13
D1	* Oregon State	L	12-13

1946 (4-4-1, 3-4-1)

S28	* Pacific	W	7-6
O5	California	W	14-13
O12	* Montana	W	34-0
O19	* Washington State	T	0-0
O26	Idaho	W	26-13
N2	USC	L	0-43
N9	# UCLA	L	0-14
N16	Washington	L	0-16
N23	Oregon State	L	0-13

OREGON FOOTBALL YEAR-BY-YEAR GAME RESULTS

JIM AIKEN**Head Coach****1947 (7-3, 5-1)**

S20 * Montana State	W	27-14
S27 # Texas	L	13-38
O4 * Nevada	L	6-13
O11 UCLA	L	7-24
O18 # Washington	W	6-0
O25 * San Francisco	W	34-7
N1 * Idaho	W	34-7
N8 Washington State	W	12-6
N15 Stanford	W	21-6
N22 * Oregon State	W	14-6

1948 (9-2, 7-0)

S18 * Santa Barbara	W	55-7
S25 Stanford	W	20-12
O2 Michigan	L	0-14
O9 Idaho	W	15-8
O16 # USC	W	8-7
O23 * Washington State	W	33-7
O30 * St. Mary's	W	14-13
N6 Washington	W	13-7
N12 UCLA	W	26-7
N20 Oregon State	W	10-0
J1 + Southern Methodist	L	13-21
+ Cotton Bowl		

1949 (4-6, 2-5)

S16 St. Mary's	W	24-7
S24 * Idaho	W	41-0
S30 UCLA	L	27-35
O8 Washington State	W	21-0
O15 * Colorado	W	42-14
O22 USC	L	13-40
O29 Iowa	L	31-34
N5 # Washington	L	27-28
N12 California	L	14-41
N19 * Oregon State	L	10-20

1950 (1-9, 0-7)

S16 UCLA	L	0-28
S23 # California	L	7-28
S30 * Montana	W	21-13
O7 Idaho	L	0-14
O14 * St. Mary's	L	13-18
O21 USC	L	21-30
O28 * Washington State	L	12-21
N4 Washington	L	13-27
N11 Colorado	L	7-21
N18 # Oregon State	L	2-14

LEN CASANOVA**Head Coach****1951 (2-8, 1-6)**

S22 # Stanford	L	20-27
S29 * Arizona	W	39-21
O6 Pacific	L	6-34
O13 # Washington	L	6-63
O20 UCLA	L	0-41
O27 Washington State	L	6-41
N3 * Idaho	W	14-13
N10 Boston U.	L	6-35
N17 California	L	26-28
N24 * Oregon State	L	7-14

1952 (2-7-1, 2-5)

S20 UCLA	L	6-13
S27 # Nebraska	L	13-28
O4 Idaho	W	20-14
O11 # California	L	7-41
O18 Washington	L	0-49
O25 * Montana	T	14-14
N1 * Pacific	L	6-14
N8* Washington State	L	6-19
N15 Stanford	W	21-20
N22 # Oregon State	L	19-22

1953 (4-5-1, 2-5-1)

S19 Nebraska	W	20-12
S26 Stanford	L	0-7
O3 * UCLA	L	0-12
O10 Washington State	L	0-7
O17 # Washington	L	6-14
O24 * San Jose State	W	26-13
O31 # USC	W	13-7
N7 * Idaho	W	26-6
N14 California	T	0-0
N21 * Oregon State	L	0-7

1954 (6-4, 5-3)

S18 Idaho	W	41-0
S25 # Stanford	L	13-18
O2 * Utah	L	6-7
O9 California	W	33-27
O16 # USC	L	14-24
O23 * San Jose State	W	26-7
O30 Washington	W	26-7
N6 UCLA	L	0-41
N13 * Washington State	W	26-14
N20 Oregon State	W	33-14

1955 (6-4, 4-3)

S17 Utah	W	14-13
S23 USC	L	15-42
O1 # Washington	L	7-19
O8 * Colorado	L	6-13
O15 # California	W	21-0
O22 Arizona	W	46-27
O29 * Idaho	W	25-0
N5 Washington State	W	35-0
N12 Stanford	L	7-44
N19 * Oregon State	W	28-0

1956 (4-4-2, 3-3-2)

S22 Colorado	W	35-0
S29 * Idaho	W	21-14
O6 UCLA	L	0-6
O13 Washington	L	7-20
O20 * Stanford	L	7-21
O27 Pittsburgh	L	7-14
N3 California	W	28-6
N10 * Washington State	T	7-7
N17 # USC	W	7-0
N24 Oregon State	T	14-14

1957 (7-4, 6-2)

S21 Idaho	W	9-6
S28 # Pittsburgh	L	3-6
O5 # UCLA	W	21-0
O12 * San Jose State	W	26-0
O19 Washington State	W	14-13
O26 * California	W	24-6
N2 Stanford	W	27-26
N9 # Washington	L	6-13
N16 USC	W	16-7
N23 * Oregon State	L	7-10
J1 + Ohio State	L	7-10
+ Rose Bowl		

1958 (4-6, 4-4)

S20 * Idaho	W	27-0
O4 Oklahoma	L	0-6
O11 # USC	W	25-0
O18 * Washington State	L	0-6
O25 California	L	6-23
N1 Washington	L	0-6
N8 * Stanford	W	12-0
N15 UCLA	L	3-7
N22 Oregon State	W	20-0
D5 Miami, Fla.	L	0-2

1959 (8-2)

S19 Stanford	W	28-27
S26 * Utah	W	21-6
O3* Washington State	W	14-6
O9 San Jose State	W	35-12
O17 # Air Force	W	21-3
O24 # Washington	L	12-13
O31 Idaho	W	45-7
N7 # California	W	20-18
N14 Washington State	W	7-6
N21 * Oregon State	L	7-15

1960 (7-3-1)

S17 * Idaho	W	33-6
S24 Michigan	L	0-21
O1 Utah	W	20-17
O8 * San Jose State	W	33-0
O15 * Washington State	W	21-12
O22 California	W	20-0
O29 Washington	L	6-7
N5 # Stanford	W	27-6
N12 # West Virginia	W	20-6
N19 Oregon State	T	14-14
D17 + Penn State	L	12-41
+ Liberty Bowl		

1961 (4-6)

S23 * Idaho	W	51-0
S30 Utah	L	6-14
O7 Minnesota	L	7-14
O14 # Arizona	L	6-15
O21 * San Jose State	W	21-6
O28 # Washington	W	7-6
N4 Stanford	W	19-7
N11 Washington State	L	21-22
N18 Ohio State	L	12-22
N25 * Oregon State	L	2-6

1962 (6-3-1)

S22 Texas	L	13-25
S29 * Utah	W	35-8
O6 * San Jose State	W	14-0
O13 Rice	W	31-12
O20 Air Force	W	35-20
O27 Washington	T	21-21
N3 # Stanford	W	28-14
N10 * Washington State	W	28-10
N17 Ohio State	L	7-26
N24 Oregon State	L	17-20

1963 (8-3)

S21 # Penn State	L	7-17
S28 Stanford	W	36-7
O5 West Virginia	W	35-0
O12 * Idaho	W	41-21
O19 Arizona	W	28-12
O26 # Washington	L	19-26
N2 * San Jose State	L	7-13
N9 Washington State	W	21-7
N16 # Indiana	W	28-22
N30 * Oregon State	W	31-14
D31 + So. Methodist	W	21-14
+ Sun Bowl		

1964 (7-2-1, 1-2-1)

S19 * Brigham Young	W	20-13
S26 # Pittsburgh	W	22-13
O3 Penn State	W	22-14
O10 Idaho	W	14-8
O17 * Arizona	W	21-0
O24 Washington	W	7-0
O31 # Stanford	L	8-10
N7 * Washington State	T	21-21
N14 Indiana	W	29-21
N21 Oregon State	L	6-7

1965 (4-5-1, 0-5)

S18 Pittsburgh	W	17-15
S25 Utah	W	31-14
O2 * Brigham Young	W	27-14
O9 Stanford	L	14-17
O16 # Air Force	T	18-18
O23 # Washington	L	20-24
O30 * Idaho	W	17-14
N6 Washington State	L	7-27
N13 # California	L	0-24
N20 * Oregon State	L	14-19

1966 (3-7, 1-3)

S17 Oklahoma	L	0-17
S24 * Utah	L	14-17
O1 * San Jose State	L	7-21
O8 # Stanford	W	7-3
O15 Air Force	W	17-6
O22 Washington	L	7-10
O29 Idaho	W	28-7
N5 * Washington State	L	13-14
N12 Arizona State	L	10-14
N19 Oregon State	L	15-20

JERRY FREI**Head Coach****1967 (2-8, 1-5)**

S16 California	L	13-21
S23 * Colorado	L	13-17
S30 Utah	L	0-21
O7 * Ohio State	L	0-30
O14 * Washington	L	0-26
O21 * Idaho	W	31-6
O28 USC	W	6-28
N4 Washington State	W	17-13
N11 Stanford	L	14-17
N18 * Oregon State	L	10-14

1968 (4-6, 2-4)

S21 Colorado	L	7-28
S28 * Stanford	L	12-28
O5 Ohio State	L	6-21
O12 Washington	W	3-0
O19 * Idaho	W	23-8
O26 * Utah	W	14-6
N2 * USC	L	13-20
N9 * Washington State	W	27-13
N16 California	L	8-36
N23 Oregon State	L	19-41

1969 (5-5-1, 2-3)

S20 Utah	W	28-17
S27 Stanford	L	0-28
O4 Washington State	W	25-24
O11 * San Jose State	L	34-36
O18 Air Force	L	13-60
O25 * Washington	W	22-7
N1 * Idaho	W	58-14
N8 * Army	T	17-17
N15 * UCLA	L	10-13
N22 * Oregon State	L	7-10
N29 Hawaii	W	57-16

OREGON FOOTBALL YEAR-BY-YEAR GAME RESULTS

1970 (6-4-1, 4-3)

S12 # California	W	31-24
S19 Illinois	L	16-20
S26 * Stanford	L	10-33
O3 * Washington State	W	28-13
O10 UCLA	W	41-40
O17 * Idaho	W	49-13
O24 * USC	W	10-7
O31 Washington	L	23-25
N7 * Air Force	W	46-35
N14 Army	T	22-22
N21 Oregon State	L	9-24

1971 (5-6, 2-4)

S11 Nebraska	L	7-34
S18 * Utah	W	36-29
S25 Stanford	L	17-38
O2 Texas	L	7-35
O9 USC	W	28-23
O16 * Washington	W	23-21
O23 * San Jose State	W	34-14
O30 Washington State	L	21-31
N6 Air Force	W	23-14
N13 * California	L	10-17
N20 * Oregon State	L	29-30

DICK ENRIGHT**Head Coach****1972 (4-7, 2-5)**

S9 Missouri	L	22-24
S16 * Arizona	W	34-7
S23 Oklahoma	L	3-68
S29 UCLA	L	20-65
O7 Washington	L	17-23
O14 * Washington State	L	14-31
O21 * Stanford	W	15-13
O28 * USC	L	0-18
N4 California	L	12-31
N11 * San Jose State	W	27-2
N18 Oregon State	W	30-3

1973 (2-9, 2-5)

S15 * Arizona State	L	20-26
S22 Air Force	L	17-24
S29 * Utah	L	17-35
O6 Michigan	L	0-24
O13 * California	W	41-10
O20 USC	L	10-31
O27 * Washington	W	58-0
N3 Washington State	L	14-21
N10 * UCLA	L	7-27
N17 Stanford	L	7-24
N24 * Oregon State	L	14-17

DON READ**Head Coach****1974 (2-9, 0-7)**

S14 Nebraska	L	7-61
S21 * Air Force	W	27-23
S28 Utah	W	23-16
O5 Northwestern	L	10-14
O12 California	L	10-40
O19 * USC	L	7-16
O26 Washington	L	0-66
N2 * Washington State	L	16-21
N9 UCLA	L	0-21
N16 * Stanford	L	9-17
N23 Oregon State	L	16-35

1975 (3-8, 2-5)

S13 Oklahoma	L	7-62
S20 * San Jose State	L	0-5
S27 Minnesota	L	7-10
O4 * Washington	L	17-27
O11 * California	L	7-34
O18 USC	L	3-17
O25 * Utah	W	18-7
N1 Washington State	W	26-14
N8 * UCLA	L	17-50
N15 Stanford	L	30-33
N22 * Oregon State	W	14-7

1976 (4-7, 1-6)

S11 * Colorado State	W	17-3
S18 * USC	L	0-53
S25 Utah	W	21-13
O2 * Utah State	W	27-9
O9 California	L	10-27
O16 Notre Dame	L	0-41
O23 Washington	L	7-14
O30 * Washington State	L	22-23
N6 UCLA	L	0-46
N13 * Stanford	L	17-28
N20 Oregon State	W	23-14

RICH BROOKS**Head Coach****1977 (2-9, 1-6)**

S10 Georgia	L	16-27
S17 Texas Christian	W	29-24
S24 * Wisconsin	L	10-22
O1 Stanford	L	10-20
O8 * Washington	L	0-54
O15 USC	L	15-33
O22 Louisiana State	L	17-56
O29 Washington State	L	20-56
N5 * UCLA	L	3-21
N12 * California	L	16-48
N19 * Oregon State	W	28-16

1978 (2-9, 2-5)

S9 Colorado	L	7-24
S16 * USC	L	10-37
S23 * Texas Christian	L	10-14
S30 Wisconsin	L	19-22
O7 California	L	18-21
O14 * Brigham Young	L	16-17
O21 Washington	L	14-20
O28 * Washington State	W	31-7
N4 UCLA	L	21-23
N11 * Arizona	L	3-24
N25 Oregon State	W	24-3

1979 (6-5, 4-3)

S8 Colorado	W	33-19
S15 Michigan State	L	17-41
S22 * Washington	L	17-21
S29 Purdue	L	7-13
O6 * California	W	19-14
O13 Arizona	L	13-24
O20 * Air Force	W	17-9
O27 Washington State	W	37-26
N10 Stanford	W	16-7
N17 * UCLA	L	0-35
N24 * Oregon State	W	24-3

1980 (6-3-2, 4-3-1)

S6 * Stanford	L	25-35
S13 * Kansas	T	7-7
S20 * Michigan State	W	35-7
S27 Washington	W	34-10
O11 California	L	6-31
O18 * USC	T	7-7
O25 * Nevada-Las Vegas	W	32-9
N1 * Washington State	W	20-10
N8 UCLA	W	20-14
N15 Oregon State	W	40-21
N22 Arizona State	L	37-42

1981 (2-9, 1-6)

S5 Fresno State	L	16-23
S12 Kansas	L	10-19
S19 * Pacific	W	34-0
S26 * Washington	L	3-17
O10 Arizona State	L	0-24
O17 * Arizona	L	14-18
O24 * Air Force	L	10-20
O31 * UCLA	L	11-18
N7 Washington State	L	7-39
N14 Stanford	L	3-42
N21 * Oregon State	W	47-17

1982 (2-8-1, 2-6)

S4 * Arizona State	L	3-34
S11 * San Jose State	L	13-18
S18 * Fresno State	L	4-10
S25 Washington	L	21-37
O2 USC	L	7-38
O16 California	L	7-10
O23 * Notre Dame	T	13-13
O30 UCLA	L	12-40
N6 * Washington State	L	3-10
N20 * Arizona	W	13-7
N27 Oregon State	W	7-6

1983 (4-6-1, 3-3-1)

S3 * Pacific	L	15-21
S10 Ohio State	L	6-31
S24 * Houston	W	15-14
O1 San Jose State	L	34-44
O8 * California	W	24-17
O15 Arizona	W	19-10
O22 * Washington	L	3-32
O29 Washington State	L	7-24
N5 * UCLA	L	13-24
N12 Stanford	W	16-7
N19 * Oregon State	T	0-0

1984 (6-5, 3-5)

S8 * Long Beach State	W	28-17
S15 * Colorado	W	27-20
S22 California	W	21-14
S29 * Pacific	W	30-14
O6 Arizona	L	14-28
O13 * USC	L	9-19
O20 Washington	L	10-17
O27 * Washington State	L	41-50
N3 UCLA	W	20-18
N10 * Arizona State	L	10-44
N17 Oregon State	W	31-6

1985 (5-6, 3-4)

A31 Washington State	W	42-39
S14 Colorado	L	17-21
S21 * Stanford	W	45-28
S28 Nebraska	L	0-63
O5 * Washington	L	13-19
O19 * California	L	24-27
O26 San Diego State	W	49-37
N2 * San Jose State	W	35-13
N16 Arizona	L	8-20
N23 * Oregon State	W	34-13
N29 USC (at Tokyo)	L	6-20

1986 (5-6, 3-5)

S6 San Jose State	W	21-14
S13 * Colorado	W	32-30
S20 * Arizona	L	17-41
S27 Nebraska	L	14-48
O4 USC	L	21-35
O11 * Arizona State	L	17-37
O18 * Stanford	L	7-41
O25 Washington	L	3-38
N1 California	W	27-9
N15 * Washington State	W	27-17
N22 Oregon State	W	49-28

1987 (6-5, 4-4)

S12 Colorado	W	10-7
S19 Ohio State	L	14-24
S26 * San Diego State	W	25-20
O3 * Washington	W	29-22
O10 * USC	W	34-27
O17 UCLA	L	10-41
O24 Stanford	L	10-13
O31 * California	L	6-20
N7 Arizona State	L	13-37
N14 Washington State	W	31-17
N21 * Oregon State	W	44-0

1988 (6-6, 3-5)

S10 * Long Beach State	W	49-0
S17 Washington State	W	43-28
S24 * Stanford	W	7-3
O1 San Diego State	W	34-13
O8 USC	L	14-42
O15 * Idaho State	W	52-7
O22 * Washington	W	17-14
O29 * Arizona State	L	20-21
N5 * UCLA	L	6-16
N12 Arizona	L	27-41
N19 Oregon State	L	10-21
D3 Hawaii	L	17-41

1989 (8-4, 5-3)

S9 * California	W	35-19
S16 Iowa	W	44-6
S23 Stanford	L	17-18
S30 * Arizona	W	16-10
O7 * Washington State	L	38-51
O14 Washington	L	14-20
O21 Arizona State	W	27-7
O28 * Long Beach State	W	52-10
N4 Brigham Young	L	41-45
N11 UCLA	W	38-20
N18 * Oregon State	W	30-21
D16 + Tulsa	W	27-24

+ Independence Bowl

OREGON FOOTBALL YEAR-BY-YEAR GAME RESULTS

1990 (8-4, 4-3)

S8 * San Diego State	W	42-21
S15 * Idaho	W	55-23
S22 Arizona	L	17-22
S29 * Brigham Young	W	32-16
O6 * Utah State	W	52-7
O13 Washington	L	17-38
O20 * Arizona State	W	27-7
O27 * Stanford	W	31-0
N3 * UCLA	W	28-24
N10 California	L	3-28
N17 Oregon State	W	6-3
D29 + Colorado State	L	31-32
+ Freedom Bowl		

1991 (3-8, 1-7)

S7 * Washington State	W	40-14
S14 Texas Tech	W	28-13
S21 Utah	L	17-24
S28 * USC	L	14-30
O5 * New Mexico State	W	29-6
O12 California	L	7-45
O26 Washington	L	7-29
N2 * Stanford	L	13-33
N9 Arizona State	L	21-24
N16 UCLA	L	7-16
N23 * Oregon State	L	3-14

1992 (6-6, 4-4)

S5 * Hawaii	L	21-24
S12 Stanford	L	7-21
S19 * Texas Tech	W	16-13
S26 * Nevada-Las Vegas	W	59-6
O3 * Arizona State	W	30-20
O10 USC	L	10-32
O17 * Washington	L	3-24
O31 Washington State	W	34-17
N7 * California	W	37-17
N14 * UCLA	L	6-9
N21 Oregon State	W	7-0
D31 + Wake Forest	L	35-39
+ Independence Bowl		

1993 (5-6, 2-6)

S4 Colorado State	W	23-9
S11 * Montana	W	35-30
S25 Illinois	W	13-7
O2 California	L	41-42
O9 * USC	L	13-24
O16 Arizona State	W	45-36
O23 Washington	L	6-21
O30 * Washington State	W	46-23
N6 Arizona	L	10-31
N13 * Stanford	L	34-38
N20 * Oregon State	L	12-15

1994 (9-4, 7-1)

S3 * Portland State	W	58-16
S10 Hawaii	L	16-36
S17 * Utah	L	16-34
S24 * Iowa	W	40-18
O1 USC	W	22-7
O8 Washington State	L	7-21
O15 * California	W	23-7
O22 * Washington	W	31-20
O29 * Arizona	W	10-9
N5 * Arizona State	W	34-10
N12 Stanford	W	55-21
N19 Oregon State	W	17-13
J2 + Penn State	L	20-38
+ Rose Bowl		

MIKE BELLOTTI**Head Coach****1995 (9-3, 6-2)**

S2 Utah	W	27-20
S9 * Illinois	W	34-31
S16 UCLA	W	38-31
S23 * Stanford	L	21-28
O7 * Pacific	W	45-7
O14 California	W	52-30
O21 * Washington State	W	26-7
O28 * Arizona State	L	24-35
N4 Washington	W	24-22
N11 Arizona	W	17-13
N18 * Oregon State	W	12-10
J1 + Colorado	L	6-38
+ Cotton Bowl		

1996 (6-5, 3-5)

A31 Fresno State (ot)	W	30-27
S7 * Nevada	W	44-30
S14 * Colorado State	W	35-28
S21 Washington State	L	44-55
S28 Arizona State	L	27-48
O5 * UCLA	L	22-41
O12 Stanford (ot)	L	24-27
O26 * Washington	L	14-33
N9 * Arizona	W	49-31
N16 * California	W	40-23
N23 Oregon State	W	49-13

1997 (7-5, 3-5)

S4 * Arizona	W	16-9
S13 Nevada (ot)	W	24-20
S20 * Fresno State	W	43-40
S27 Stanford	L	49-58
O4 * Washington State	L	13-24
O11 * UCLA	L	31-39
O18 * Utah	W	31-13
O25 USC	L	22-24
N8 Washington	W	31-28
N15 Arizona State	L	31-52
N22 * Oregon State	W	48-30
D20 + Air Force	W	41-13
+ Las Vegas Bowl		

1998 (8-4, 5-3)

S5 * Michigan State	W	48-14
S12 Texas-El Paso	W	33-26
S19 * San Jose State	W	58-3
S26 * Stanford	W	63-28
O10 Washington State	W	51-29
O17 UCLA (ot)	L	38-41
O24 * USC	W	17-13
O31 Arizona	L	3-38
N7 * Washington	W	27-22
N14 * Arizona State	W	51-19
N21 Oregon State (2ot)	L	41-44
D25 + Colorado	L	43-51
+ Aloha Bowl		

1999 (9-3, 6-2)

S2 Michigan State	L	20-27
S11 * Texas-El Paso	W	47-28
S18 * Nevada	W	72-10
S25 * USC (3ot)	W	33-30
O02 Washington	L	20-34
O9 UCLA	L	29-34
O23 Arizona	W	44-41
O30 * Arizona State	W	20-17
N6 * Washington State	W	52-10
N13 California	W	24-19
N20 * Oregon State	W	25-14
D31 + Minnesota	W	24-20
+ Sun Bowl		

2000 (10-2, 7-1)

S2 * Nevada	W	36-7
S9 Wisconsin	L	23-27
S16 * Idaho	W	42-13
S23 * UCLA	W	29-10
S30 * Washington	W	23-16
O14 USC	W	28-17
O21 * Arizona	W	14-10
O28 Arizona State (2ot)	W	56-55
N4 Washington St. (ot)	W	27-24
N11 * California	W	25-17
N18 Oregon State	L	13-23
D29 + Texas	W	35-30
+ Holiday Bowl		

2001 (11-1, 7-1)

S1 * Wisconsin	W	31-28
S8 * Utah	W	24-10
S22 * USC	W	24-22
S29 Utah State	W	38-21
O6 Arizona	W	63-28
O13 California	W	48-7
O20 * Stanford	L	42-49
O27 Washington State	W	24-17
N3 * Arizona State	W	42-24
N10 UCLA	W	21-20
D1 * Oregon State	W	17-14
J1 + Colorado	W	38-16
+ Fiesta Bowl		

2002 (7-6, 3-5)

A31 MISSISSIPPI STATE	W	36-13
S7 FRESNO STATE	W	28-24
S14 IDAHO	W	58-21
S21 PORTLAND STATE	W	41-0
O5 * at Arizona	W	31-14
O12 * at UCLA	W	31-30
O19 * ARIZONA STATE	L	42-45
O26 * USC	L	33-44
N2 * STANFORD	W	41-14
N9 * at Washington State	L	21-32
N16 * WASHINGTON	L	14-42
N23 * at Oregon State	L	24-45
D30 + Wake Forest	L	17-38
+ Seattle Bowl		

2003 (8-5, 5-3)

A30 at Mississippi State	W	42-34
S6 NEVADA	W	31-23
S13 * at Arizona	W	48-10
S20 MICHIGAN	W	31-27
S27 * WASHINGTON STATE	L	16-55
O5 at Utah	L	13-17
O11 * at Arizona State	L	14-59
O25 * STANFORD	W	35-0
N1 * at Washington	L	10-42
N8 * CALIFORNIA	W	21-17
N15 * at UCLA	W	31-13
N22 * OREGON STATE	W	34-20
D31 + Minnesota	L	30-31
+ Sun Bowl		

2004 (5-6, 4-4)

S11 INDIANA	L	24-30
S18 at Oklahoma	L	7-31
S25 IDAHO	W	48-10
O2 * ARIZONA STATE	L	13-28
O9 * at Washington State	W	41-38
O16 * ARIZONA	W	28-14
O23 * at Stanford	W	16-13
O30 * WASHINGTON	W	31-6
N6 * at California	L	27-28
N13 * UCLA	L	26-34
N20 * at Oregon State	L	21-50

2005 (10-2, 7-1)

S1 at Houston	W	38-24
S10 MONTANA	W	47-14
S17 FRESNO STATE	W	37-34
S24 * USC	L	13-45
O1 * at Stanford	W	44-20
O8 * at Arizona State	W	31-17
O15 * WASHINGTON	W	45-21
O22 * at Arizona	W	28-21
N5 * CALIFORNIA (ot)	W	27-20
N12 * at Washington State	W	34-31
N19 * OREGON STATE	W	56-14
D29 + Oklahoma	L	14-17
+ Holiday Bowl		

2006 (7-6, 4-5)

S2 * STANFORD	W	48-10
S9 at Fresno State	W	31-24
S16 OKLAHOMA	W	34-33
S30 * at Arizona State	W	48-13
O7 * at California	L	24-45
O14 * UCLA	W	30-20
O21 * at Washington State	L	23-34
O28 PORTLAND STATE	W	55-12
N4 * WASHINGTON	W	34-14
N11 * at USC	L	10-35
N18 * ARIZONA	L	10-37
N24 * at Oregon State	L	28-30
D21 + BYU	L	8-38
+ Las Vegas Bowl		

2007 (9-4, 5-4)

S1 HOUSTON	W	48-27
S8 at Michigan	W	39-7
S15 FRESNO STATE	W	52-21
S22 * at Stanford	W	55-31
S29 * CALIFORNIA	L	24-31
O13 * WASHINGTON STATE	W	53-7
O20 * at Washington	W	55-34
O27 * USC	W	24-17
N3 * ARIZONA STATE	W	35-23
N15 * at Arizona	L	24-34
N24 * at UCLA	L	0-16
D1 * OREGON STATE (ot)	L	31-38
D31 + South Florida	W	56-21
+ Sun Bowl		

2008 (10-3, 7-2)

A30 * WASHINGTON	W	44-10
S6 UTAH STATE	W	66-24
S13 at Purdue (ot)	W	32-26
S20 BOISE STATE	L	32-37
S27 * at Washington State	W	63-14
O4 * at USC	L	10-44
O11 * UCLA	W	31-24
O25 * at Arizona State	W	54-20
N1 * at California	L	16-26
N8 * STANFORD	W	35-28
N15 * ARIZONA	W	55-45
N29 * at Oregon State	W	65-38
D30 + Oklahoma State	W	42-31
+ Holiday Bowl		

OREGON FOOTBALL YEAR-BY-YEAR GAME RESULTS

CHIP KELLY

Head Coach

2009 (10-3, 8-1)

S3	at Boise State	L	8-19
S12	PURDUE	W	38-36
S19	UTAH	W	31-24
S26	* CALIFORNIA	W	42-3
O3	* WASHINGTON STATE	W	52-6
O10	* at UCLA	W	24-10
O24	* at Washington	W	43-19
O31	* USC	W	47-20
N7	* at Stanford	L	42-51
N14	* ARIZONA STATE	W	44-21
N21	* at Arizona (2ot)	W	44-41
D3	* OREGON STATE	W	37-33
J1	+ Ohio State	L	17-26

+ Rose Bowl

2010 (12-1, 9-0)

S4	NEW MEXICO	W	72-0
S11	at Tennessee	W	48-13
S18	PORTLAND STATE	W	69-0
S25	* at Arizona State	W	42-31
O2	* STANFORD	W	52-31
O9	* at Washington St.	W	43-23
O21	* UCLA	W	60-13
O30	* at USC	W	53-32
N6	* WASHINGTON	W	53-16
N13	* at California	W	15-13
N26	* ARIZONA	W	48-29
D4	* at Oregon State	W	37-20
J10	+ Auburn	L	19-22

+ BCS National Championship

2011 (12-2, 8-1)

S3	# vs. LSU	L	27-40
S10	NEVADA	W	69-20
S17	MISSOURI STATE	W	56-7
S24	* at Arizona	W	56-31
O6	* CALIFORNIA	W	43-15
O15	* ARIZONA STATE	W	41-27
O22	* at Colorado	W	45-2
O29	* WASHINGTON ST.	W	43-28
N5	* at Washington	W	34-17
N12	* at Stanford	W	53-30
N19	* USC	L	35-38
N26	* OREGON STATE	W	49-21
D2	^ UCLA	W	49-31
J2	+ Wisconsin	W	45-38

Cowboys Classic in Arlington, Texas

^ Pac-12 Championship Game

+ Rose Bowl

2012 (12-1, 8-1)

S1	ARKANSAS STATE	W	57-34
S8	FRESNO STATE	W	42-25
S15	TENNESSEE TECH	W	63-14
S22	* ARIZONA	W	49-0
S29	* vs. ^Washington St.	W	51-26
O6	* WASHINGTON	W	52-21
O18	* at Arizona State	W	43-21
O27	* COLORADO	W	70-14
N3	* at USC	W	62-51
N10	* at California	W	59-17
N17	* STANFORD (ot)	L	14-17
N24	* at Oregon State	W	48-24
J3	+ Kansas State	W	35-17

^ at CenturyLink Field in Seattle, Wash.

+ Fiesta Bowl

* Conference Game (2005-present);
Home Game (2004 and prior)

OREGON'S ALL-TIME COACHING LEDGER

Coach	Years	Won	Lost	Tied	Pct.
Cal Young/J.A. Church	1894	1	2	1	.375
Percy Benson	1895	4	0	0	1.000
J.F. Frick	1896	2	1	0	.667
Joe Smith	1897	1	1	0	.500
Frank Simpson	1898-99	6	3	1	.650
Lawrence Kaarsberg	1900	3	3	1	.500
Warren Smith	1901, 1903	7	6	2	.533
Marion Dolph	1902	3	1	3	.643
R.S. Smith	1904, 1925	6	8	1	.433
Bruce Short	1905	4	2	2	.625
Hugo Bezdek	1906, 1913-17	30	10	4	.727
Gordon B. Frost	1907	5	1	0	.833
Robert Forbes	1908-09	8	4	0	.667
Bill Warner	1910-11	7	3	0	.700
Louis Pinkham	1912	3	4	0	.429
Shy Huntington	1918-23	26	12	6	.659
Joe Maddock	1924	4	3	2	.556
John McEwan	1926-29	20	13	2	.600
C.W. Spears	1930-31	13	4	2	.737
Prink Callison	1932-37	33	23	2	.586
Tex Oliver	1938-41, 1945-46	23	28	3	.454
John Warren	1942	2	6	0	.250
No Football Team	1943-44				
Jim Aiken	1947-50	21	20	0	.512
Len Casanova	1951-66	82	73	8	.528
Jerry Frei	1967-71	22	29	2	.434
Dick Enright	1972-73	6	16	0	.273
Don Reid	1974-76	9	24	0	.273
Rich Brooks	1977-94	91	109	4	.456
Mike Bellotti	1995-08	116	55	-	.678
Chip Kelly	2009-12	46	7	-	.868
Totals	117 Years	602	473	46	.558



OREGON VS. 2013 OPPONENTS

NICHOLLS

First Meeting

2013 (Eugene)

VIRGINIA

First Meeting

2013 (Charlottesville)

TENNESSEE

Oregon leads, 1-0

2010 Ducks, 48-13 (Knoxville)

Record in Knoxville: 1-0

CALIFORNIA

California leads, 39-34-2

2012 Ducks, 59-17 (Berkeley)
 2011 Ducks, 43-15 (Eugene)
 2010 Ducks, 15-13 (Berkeley)
 2009 Ducks, 42-3 (Eugene)
 2008 Bears, 26-16 (Berkeley)
 2007 Bears, 31-24 (Eugene)
 2006 Bears, 45-24 (Berkeley)
 2005 Ducks, 27-20 (Eugene)*
 2004 Bears, 28-27 (Berkeley)
 2003 Ducks, 21-17 (Eugene)
 2001 Ducks, 48-7 (Berkeley)
 2000 Ducks, 25-17 (Eugene)
 1999 Ducks, 24-19 (Berkeley)
 1996 Ducks, 40-23 (Eugene)
 1995 Ducks, 52-30 (Berkeley)
 1994 Ducks, 23-7 (Eugene)
 1993 Bears, 42-41 (Berkeley)
 1992 Ducks, 37-17 (Eugene)
 1991 Bears, 45-7 (Berkeley)
 1990 Bears, 28-3 (Berkeley)
 1989 Ducks, 35-19 (Eugene)
 1987 Bears, 20-6 (Eugene)
 1986 Ducks, 27-9 (Berkeley)
 1985 Bears, 27-24 (Eugene)
 1984 Ducks, 21-14 (Berkeley)
 1983 Ducks, 24-17 (Eugene)
 1982 Bears, 10-7 (Berkeley)
 1980 Bears, 31-6 (Berkeley)
 1979 Ducks, 19-14 (Eugene)
 1978 Bears, 21-18 (Berkeley)
 1977 Bears, 48-16 (Eugene)
 1976 Bears, 27-10 (Berkeley)
 1975 Bears, 34-7 (Eugene)
 1974 Bears, 40-10 (Berkeley)
 1973 Ducks, 41-10 (Eugene)
 1972 Bears, 31-12 (Berkeley)
 1971 Bears, 17-10 (Eugene)
 1970 Ducks, 31-24 (Portland)
 1968 Bears, 36-8 (Berkeley)
 1967 Bears, 21-13 (Berkeley)
 1965 Bears, 24-0 (Portland)
 1960 Ducks, 20-0 (Berkeley)
 1959 Ducks, 20-18 (Portland)
 1958 Bears, 23-6 (Berkeley)
 1957 Ducks, 24-6 (Eugene)
 1956 Ducks, 28-6 (Berkeley)
 1955 Ducks, 21-0 (Portland)
 1954 Ducks, 33-27 (Berkeley)
 1953 Tie, 0-0 (Berkeley)
 1952 Bears, 41-7 (Portland)
 1951 Bears, 28-26 (Berkeley)
 1950 Bears, 28-7 (Portland)
 1949 Bears, 41-14 (Berkeley)
 1946 Ducks, 14-13 (Berkeley)
 1945 Ducks, 20-13 (Berkeley)
 1942 Bears, 20-7 (Berkeley)
 1941 Ducks, 19-7 (Portland)
 1940 Bears, 14-6 (Berkeley)
 1939 Ducks, 6-0 (Berkeley)
 1938 Bears, 20-0 (Berkeley)
 1937 Bears, 26-0 (Portland)
 1936 Bears, 28-0 (Berkeley)
 1935 Bears, 6-0 (Portland)
 1928 Bears, 13-0 (Berkeley)
 1927 Bears, 16-0 (Portland)
 1926 Ducks, 21-13 (Berkeley)
 1925 Bears, 28-0 (Portland)
 1921 Bears, 39-0 (Berkeley)
 1918 Bears, 6-0 (Berkeley)
 1917 Ducks, 21-0 (Eugene)
 1916 Ducks, 34-14 (Berkeley)

1905 Tie, 0-0 (Berkeley)
 1904 Bears, 12-0 (Berkeley)
 1900 Ducks, 2-0 (Berkeley)
 1899 Bears, 12-0 (Berkeley)

Record in Eugene: 14-6
 Record at Autzen: 11-6
 Record in Portland: 4-7
 Record in Berkeley: 16-26-2

COLORADO

Oregon leads, 9-8

2012 Ducks, 70-14 (Eugene)
 2011 Ducks, 45-2 (Boulder)
 2002 Ducks, 38-16 (Tempe, AZ)
 1998 Buffaloes, 51-43 (Honolulu, HI)
 1996 Buffaloes, 38-6 (Dallas, TX)
 1987 Ducks, 10-7 (Boulder)
 1986 Ducks, 32-30 (Eugene)
 1985 Buffaloes, 21-17 (Boulder)
 1984 Ducks, 27-20 (Eugene)
 1979 Ducks, 33-19 (Boulder)
 1978 Buffaloes, 24-7 (Boulder)
 1968 Buffaloes, 28-7 (Boulder)
 1967 Buffaloes, 17-13 (Eugene)
 1956 Ducks, 35-0 (Boulder)
 1955 Buffaloes, 13-6 (Eugene)
 1950 Buffaloes, 21-7 (Boulder)
 1949 Ducks, 42-14 (Eugene)

Record in Eugene: 4-2
 Record at Autzen: 3-1
 Record in Boulder: 4-4
 Neutral Field: 1-2

WASHINGTON

Washington leads, 58-42-5

2012 Ducks, 52-21 (Eugene)
 2011 Ducks, 34-17 (Seattle)
 2010 Ducks, 53-16 (Eugene)
 2009 Ducks, 43-19 (Seattle)
 2008 Ducks, 44-10 (Eugene)
 2007 Ducks, 55-34 (Seattle)
 2006 Ducks, 34-14 (Eugene)
 2005 Ducks, 45-21 (Eugene)
 2004 Ducks, 31-6 (Eugene)
 2003 Huskies, 42-10 (Seattle)
 2002 Huskies, 42-14 (Eugene)
 2000 Ducks, 23-16 (Eugene)
 1999 Huskies, 34-20 (Seattle)
 1998 Ducks, 27-22 (Eugene)
 1997 Ducks, 31-28 (Seattle)
 1996 Huskies, 33-14 (Eugene)
 1995 Ducks, 24-22 (Seattle)
 1994 Ducks, 31-20 (Eugene)
 1993 Huskies, 21-6 (Seattle)
 1992 Huskies, 24-3 (Eugene)
 1991 Huskies, 29-7 (Seattle)
 1990 Huskies, 38-17 (Seattle)
 1989 Huskies, 20-14 (Seattle)
 1988 Ducks, 17-14 (Eugene)
 1987 Ducks, 29-22 (Eugene)
 1986 Huskies, 38-3 (Seattle)
 1985 Huskies, 19-13 (Eugene)
 1984 Huskies, 17-10 (Seattle)
 1983 Huskies, 32-3 (Eugene)
 1982 Huskies, 37-21 (Seattle)
 1981 Huskies, 17-3 (Eugene)
 1980 Ducks, 34-10 (Seattle)
 1979 Huskies, 21-17 (Eugene)
 1978 Huskies, 20-14 (Seattle)
 1977 Huskies, 54-0 (Eugene)
 1976 Huskies, 14-7 (Seattle)
 1975 Huskies, 27-17 (Eugene)
 1974 Huskies, 66-0 (Seattle)
 1973 Ducks, 58-0 (Eugene)
 1972 Huskies, 23-17 (Seattle)
 1971 Ducks, 23-21 (Eugene)
 1970 Huskies, 25-23 (Seattle)
 1969 Ducks, 22-7 (Eugene)
 1968 Ducks, 3-0 (Seattle)
 1967 Huskies, 26-0 (Eugene)
 1966 Huskies, 10-7 (Seattle)
 1965 Huskies, 24-20 (Portland)
 1964 Ducks, 7-0 (Seattle)
 1963 Huskies, 26-19 (Portland)
 1962 Tie, 21-21 (Seattle)
 1961 Ducks, 7-6 (Portland)
 1960 Huskies, 7-6 (Seattle)

1959 Huskies, 13-12 (Portland)
 1958 Huskies, 6-0 (Seattle)
 1957 Huskies, 13-6 (Portland)
 1956 Huskies, 20-7 (Seattle)
 1955 Huskies, 19-7 (Portland)
 1954 Ducks, 26-7 (Seattle)
 1953 Huskies, 14-6 (Portland)
 1952 Huskies, 49-0 (Seattle)
 1951 Huskies, 63-6 (Portland)
 1950 Huskies, 27-12 (Seattle)
 1949 Huskies, 28-27 (Portland)
 1948 Ducks, 13-7 (Seattle)
 1947 Ducks, 6-0 (Portland)
 1946 Huskies, 16-0 (Seattle)
 1945 Huskies, 7-0 (Portland)
 1945 Huskies, 20-6 (Seattle)
 1942 Huskies, 15-7 (Portland)
 1941 Ducks, 19-16 (Seattle)
 1940 Huskies, 10-0 (Portland)
 1939 Huskies, 20-13 (Seattle)
 1938 Ducks, 3-0 (Portland)
 1937 Huskies, 14-0 (Seattle)
 1936 Huskies, 7-0 (Portland)
 1935 Ducks, 7-6 (Seattle)
 1934 Huskies, 16-6 (Portland)
 1933 Ducks, 6-0 (Seattle)
 1932 Tie, 0-0 (Portland)
 1931 Ducks, 13-0 (Seattle)
 1930 Ducks, 7-0 (Portland)
 1929 Ducks, 14-0 (Seattle)
 1928 Ducks, 27-0 (Seattle)
 1927 Huskies, 7-0 (Seattle)
 1926 Huskies, 23-9 (Eugene)
 1925 Huskies, 15-14 (Seattle)
 1924 Ducks, 7-3 (Seattle)
 1923 Huskies, 26-7 (Seattle)
 1922 Tie, 3-3 (Seattle)
 1920 Ducks, 17-0 (Seattle)
 1919 Ducks, 34-13 (Seattle)
 1918 Ducks, 7-0 (Seattle)
 1916 Tie, 0-0 (Seattle)
 1914 Huskies, 10-0 (Seattle)
 1913 Huskies, 10-7 (Seattle)
 1912 Huskies, 30-14 (Seattle)
 1911 Huskies, 29-3 (Seattle)
 1909 Huskies, 20-6 (Seattle)
 1908 Huskies, 15-0 (Seattle)
 1907 Ducks, 6-0 (Seattle)
 1906 Ducks, 16-6 (Seattle)
 1905 Tie, 12-12 (Seattle)
 1904 Ducks, 18-0 (Seattle)
 1903 Huskies, 6-5 (Seattle)
 1900 Ducks, 43-0 (Seattle)

Record in Eugene: 14-11
 Record at Autzen: 14-10
 Record in Portland: 4-14-1
 Record in Seattle: 24-33-4

WASHINGTON STATE

Oregon leads, 45-38-7

2012 Ducks, 51-26 (Seattle)
 2011 Ducks, 43-28 (Eugene)
 2010 Ducks, 43-23 (Pullman)
 2009 Ducks, 52-6 (Eugene)
 2008 Ducks, 63-14 (Pullman)
 2007 Ducks, 53-7 (Eugene)
 2006 Cougars, 34-23 (Pullman)
 2005 Ducks, 34-31 (Pullman)
 2004 Ducks, 41-38 (Pullman)
 2003 Cougars, 55-16 (Eugene)
 2002 Cougars, 32-21 (Pullman)
 2001 Ducks, 24-17 (Pullman)
 2000 Ducks, 27-24 (Pullman)*
 1999 Ducks, 52-10 (Eugene)
 1998 Ducks, 51-29 (Pullman)
 1997 Cougars, 24-13 (Eugene)
 1996 Cougars, 55-44 (Pullman)
 1995 Ducks, 26-7 (Eugene)
 1994 Cougars, 21-7 (Pullman)
 1993 Ducks, 46-23 (Eugene)
 1992 Ducks, 34-17 (Pullman)
 1991 Ducks, 40-14 (Eugene)
 1989 Cougars, 51-38 (Eugene)
 1988 Ducks, 43-28 (Pullman)
 1987 Ducks, 31-17 (Pullman)
 1986 Ducks, 27-17 (Eugene)
 1985 Ducks, 42-39 (Pullman)
 1984 Cougars, 50-41 (Eugene)

1983 Cougars, 24-7 (Pullman)
 1982 Cougars, 10-3 (Eugene)
 1981 Cougars, 39-7 (Pullman)
 1980 Ducks, 20-10 (Eugene)
 1979 Ducks, 37-26 (Pullman)#
 1978 Ducks, 31-7 (Eugene)#
 1977 Cougars, 56-20 (Pullman)
 1976 Cougars, 23-22 (Eugene)
 1975 Ducks, 26-14 (Pullman)
 1974 Cougars, 21-16 (Eugene)
 1973 Cougars, 21-14 (Pullman)
 1972 Cougars, 31-14 (Eugene)
 1971 Cougars, 31-21 (Spokane)
 1970 Ducks, 28-13 (Eugene)
 1969 Ducks, 25-24 (Pullman)
 1968 Ducks, 27-13 (Eugene)
 1967 Ducks, 17-13 (Pullman)
 1966 Cougars, 14-13 (Eugene)
 1965 Cougars, 27-7 (Pullman)
 1964 Tie, 21-21 (Eugene)
 1963 Ducks, 21-7 (Pullman)
 1962 Ducks, 28-10 (Eugene)
 1961 Cougars, 22-21 (Pullman)
 1960 Ducks, 21-12 (Eugene)
 1959 Ducks, 7-6 (Pullman)
 1959 Ducks, 14-6 (Eugene)
 1958 Cougars, 6-0 (Eugene)
 1957 Ducks, 14-13 (Pullman)
 1956 Tie, 7-7 (Eugene)
 1955 Ducks, 35-0 (Pullman)
 1954 Ducks, 26-14 (Eugene)
 1953 Cougars, 7-0 (Pullman)
 1952 Cougars, 19-6 (Eugene)
 1951 Cougars, 41-6 (Pullman)
 1950 Cougars, 21-13 (Eugene)
 1949 Ducks, 21-0 (Pullman)
 1948 Ducks, 33-7 (Eugene)
 1947 Ducks, 12-6 (Pullman)
 1946 Tie, 0-0 (Eugene)
 1945 Cougars, 20-13 (Pullman)
 1945 Ducks, 26-13 (Eugene)
 1942 Cougars, 7-0 (Pullman)
 1941 Cougars, 13-0 (Eugene)
 1940 Tie, 6-6 (Pullman)
 1939 Ducks, 38-0 (Eugene)
 1938 Ducks, 10-2 (Pullman)
 1937 Ducks, 10-6 (Portland)
 1936 Cougars, 3-0 (Eugene)
 1926 Cougars, 7-0 (Pullman)
 1924 Tie, 7-7 (Portland)
 1923 Cougars, 13-7 (Pullman)
 1922 Ducks, 13-0 (Eugene)
 1921 Tie, 7-7 (Pullman)
 1919 Cougars, 7-0 (Portland)
 1917 Cougars, 26-3 (Pullman)
 1916 Ducks, 12-3 (Portland)
 1915 Cougars, 28-3 (Pullman)
 1914 Ducks, 7-0 (Pullman)
 1912 Cougars, 7-0 (Eugene)
 1911 Ducks, 6-0 (Pullman)
 1903 Tie, 0-0 (Eugene)
 1901 Cougars, 16-0 (Pullman)

Record in Eugene: 20-15-4#
 Record at Autzen: 12-8
 Record in Portland: 2-1-1
 Record in Pullman: 24-19-2#
 Record in Seattle: 1-0
 Record in Spokane: 0-1
 #Games later forfeited

UCLA

UCLA leads, 39-26

2011 Ducks, 49-31 (Eugene)
 2010 Ducks, 60-13 (Eugene)
 2009 Ducks, 24-10 (Pasadena)
 2008 Ducks, 31-21 (Eugene)
 2007 Bruins, 16-0 (Pasadena)
 2006 Ducks, 30-20 (Eugene)
 2004 Bruins, 34-26 (Eugene)
 2003 Ducks, 31-13 (Pasadena)
 2002 Ducks, 31-30 (Pasadena)
 2001 Ducks, 21-20 (Pasadena)
 2000 Ducks, 29-10 (Eugene)
 1999 Bruins, 34-29 (Pasadena)
 1998 Bruins, 41-38 (Pasadena)*
 1997 Bruins, 39-31 (Eugene)
 1996 Bruins, 41-22 (Eugene)
 1995 Ducks, 38-31 (Pasadena)

OREGON VS. 2013 OPPONENTS

1992	Bruins, 9-6 (Eugene)
1991	Bruins, 16-7 (Pasadena)
1990	Ducks, 28-24 (Eugene)
1989	Ducks, 38-20 (Pasadena)
1988	Bruins, 16-6 (Eugene)
1987	Bruins, 41-10 (Pasadena)
1984	Ducks, 20-18 (Pasadena)
1983	Bruins, 24-13 (Eugene)
1982	Bruins, 40-12 (Pasadena)
1981	Bruins, 28-11 (Eugene)
1980	Ducks, 20-14 (Los Angeles)
1979	Bruins, 35-0 (Eugene)
1978	Bruins, 23-21 (Los Angeles)
1977	Bruins, 21-3 (Eugene)
1976	Bruins, 46-0 (Los Angeles)
1975	Bruins, 50-17 (Eugene)
1974	Bruins, 21-0 (Los Angeles)
1973	Bruins, 27-7 (Eugene)
1972	Bruins, 65-20 (Los Angeles)
1970	Ducks, 41-40 (Los Angeles)
1969	Bruins, 13-10 (Eugene)
1968	Bruins, 7-3 (Los Angeles)
1957	Ducks, 21-0 (Portland)
1956	Bruins, 6-0 (Los Angeles)
1954	Bruins, 41-0 (Los Angeles)
1953	Bruins, 12-0 (Eugene)
1952	Bruins, 13-6 (Los Angeles)
1951	Bruins, 41-0 (Los Angeles)
1950	Bruins, 28-0 (Los Angeles)
1949	Bruins, 35-27 (Los Angeles)
1948	Ducks, 26-7 (Los Angeles)
1947	Bruins, 24-7 (Los Angeles)
1946	Bruins, 14-0 (Portland)
1945	Bruins, 12-0 (Los Angeles)
1942	Ducks, 14-7 (Eugene)
1941	Bruins, 14-8 (Los Angeles)
1940	Ducks, 18-0 (Eugene)
1939	Bruins, 16-6 (Los Angeles)
1938	Ducks, 14-12 (Eugene)
1937	Bruins, 26-13 (Los Angeles)
1936	Bruins, 7-0 (Portland)
1935	Bruins, 33-6 (Los Angeles)
1934	Ducks, 26-3 (Portland)
1933	Ducks, 7-0 (Los Angeles)
1932	Bruins, 12-7 (Portland)
1931	Ducks, 13-6 (Los Angeles)
1930	Ducks, 7-0 (Eugene)
1929	Ducks, 27-0 (Eugene)
1928	Ducks, 26-6 (Los Angeles)

Record at Eugene: 9-13
 Record at Autzen: 6-12
 Record at Portland: 4-3
 Record at Pasadena: 7-6
 Record at Los Angeles: 6-17

STANFORD**Stanford leads, 45-30-1**

2012	Cardinal, 17-14 (Eugene)*
2011	Ducks, 53-30 (Stanford)
2010	Ducks, 52-31 (Eugene)
2009	Cardinal, 51-42 (Stanford)
2008	Ducks, 35-28 (Eugene)
2007	Ducks, 55-31 (Stanford)
2006	Ducks, 48-10 (Eugene)
2005	Ducks, 44-20 (Stanford)
2004	Ducks, 16-13 (Stanford)
2003	Ducks, 35-0 (Eugene)
2002	Ducks, 41-14 (Eugene)
2001	Cardinal, 49-42 (Eugene)
1998	Ducks, 63-28 (Eugene)
1997	Cardinal, 58-49 (Stanford)
1996	Cardinal, 27-24 (Stanford)*
1995	Cardinal, 28-21 (Eugene)
1994	Ducks, 55-21 (Stanford)
1993	Cardinal, 38-34 (Eugene)
1992	Cardinal, 21-7 (Stanford)
1991	Cardinal, 33-13 (Eugene)
1990	Ducks, 31-0 (Eugene)
1989	Cardinal, 18-17 (Stanford)
1988	Ducks, 7-3 (Eugene)
1987	Cardinal, 13-10 (Stanford)
1986	Cardinal, 41-7 (Eugene)
1985	Ducks, 45-28 (Eugene)
1983	Ducks, 16-7 (Stanford)
1981	Cardinal, 42-3 (Stanford)
1980	Cardinal, 35-25 (Eugene)
1979	Ducks, 16-7 (Stanford)
1977	Cardinal, 20-10 (Stanford)

1976	Cardinal, 28-17 (Eugene)
1975	Cardinal, 33-30 (Stanford)
1974	Cardinal, 17-0 (Eugene)
1973	Cardinal, 24-7 (Stanford)
1972	Ducks, 15-13 (Eugene)
1971	Cardinal, 38-17 (Stanford)
1970	Cardinal, 33-10 (Eugene)
1969	Cardinal, 28-0 (Stanford)
1968	Cardinal, 28-12 (Stanford)
1967	Cardinal, 17-14 (Stanford)
1966	Ducks, 7-3 (Portland)
1965	Cardinal, 17-14 (Stanford)
1964	Cardinal, 10-8 (Portland)
1963	Ducks, 36-7 (Stanford)
1962	Ducks, 28-14 (Portland)
1961	Ducks, 19-7 (Stanford)
1960	Ducks, 27-6 (Portland)
1959	Ducks, 28-27 (Stanford)
1958	Ducks, 12-0 (Portland)
1957	Ducks, 27-26 (Portland)
1956	Cardinal, 21-7 (Eugene)
1955	Cardinal, 44-7 (Stanford)
1954	Cardinal, 18-13 (Portland)
1953	Cardinal, 7-0 (Stanford)
1952	Ducks, 21-20 (Stanford)
1951	Cardinal, 27-20 (Portland)
1948	Ducks, 20-12 (Stanford)
1947	Ducks, 21-6 (Stanford)
1941	Cardinal, 19-15 (Stanford)
1940	Cardinal, 13-0 (Stanford)
1939	Ducks, 10-0 (Portland)
1938	Cardinal, 27-16 (Stanford)
1937	Ducks, 7-6 (Eugene)
1936	Tie, 7-7 (Stanford)
1929	Cardinal, 33-7 (Stanford)
1928	Cardinal, 26-12 (Eugene)
1927	Cardinal, 19-0 (Stanford)
1926	Cardinal, 29-12 (Eugene)
1925	Cardinal, 35-13 (Stanford)
1924	Cardinal, 28-13 (Stanford)
1923	Cardinal, 14-3 (Eugene)
1920	Cardinal, 10-0 (Stanford)
1905	Cardinal, 10-4 (Stanford)
1904	Cardinal, 35-0 (Stanford)
1900	Cardinal, 34-0 (Stanford)

Record in Eugene: 11-14
 Record at Autzen: 10-10
 Record in Portland: 5-3
 Record at Stanford: 14-28-1

UTAH**Oregon leads, 18-8-0**

2009	Ducks, 31-24 (Eugene)
2003	Utes, 17-13 (Salt Lake City)
2001	Ducks, 24-10 (Eugene)
1997	Ducks, 31-13 (Eugene)
1995	Ducks, 27-20 (Salt Lake City)
1994	Utes, 34-16 (Eugene)
1991	Utes, 24-17 (Salt Lake City)
1976	Ducks, 21-13 (Salt Lake City)
1975	Ducks, 18-7 (Eugene)
1974	Ducks, 23-16 (Salt Lake City)
1973	Utes, 35-17 (Eugene)
1971	Ducks, 36-29 (Eugene)
1969	Ducks, 28-17 (Salt Lake City)
1968	Ducks, 14-6 (Eugene)
1967	Utes, 21-0 (Salt Lake City)
1966	Utes, 17-14 (Eugene)
1965	Ducks, 31-14 (Salt Lake City)
1962	Ducks, 35-8 (Eugene)
1961	Utes, 14-6 (Salt Lake City)
1960	Ducks, 20-17 (Salt Lake City)
1959	Ducks, 21-6 (Eugene)
1955	Ducks, 14-13 (Eugene)
1954	Utes, 7-6 (Eugene)
1935	Ducks, 6-0 (Eugene)
1934	Ducks, 8-7 (Salt Lake City)
1933	Ducks, 26-7 (Eugene)

Record at Eugene: 11-3
 Record at Autzen: 6-2
 Record at Salt Lake City: 7-5

ARIZONA**Oregon leads, 24-14**

2012	Ducks, 49-0 (Eugene)
2011	Ducks, 56-31 (Tucson)
2010	Ducks, 48-29 (Eugene)

2009	Ducks, 44-41 (Tucson)*
2008	Ducks, 55-45 (Eugene)
2007	Wildcats, 34-24 (Tucson)
2006	Wildcats, 37-10 (Eugene)
2005	Ducks, 28-21 (Tucson)
2004	Ducks, 28-14 (Eugene)
2003	Ducks, 48-10 (Tucson)
2002	Ducks, 31-14 (Tucson)
2001	Ducks, 63-28 (Tucson)
2000	Ducks, 14-10 (Eugene)
1999	Ducks, 44-41 (Tucson)
1998	Wildcats, 38-3 (Tucson)
1997	Ducks, 16-9 (Eugene)
1996	Ducks, 49-31 (Eugene)
1995	Ducks, 17-13 (Tucson)
1994	Ducks, 10-9 (Eugene)
1993	Wildcats, 31-10 (Tucson)
1990	Wildcats, 22-17 (Tucson)
1989	Ducks, 16-10 (Eugene)
1988	Wildcats, 41-27 (Tucson)
1986	Wildcats, 37-17 (Eugene)
1985	Wildcats, 20-8 (Tucson)
1984	Wildcats, 28-14 (Tucson)
1983	Ducks, 19-10 (Tucson)
1982	Ducks, 13-7 (Eugene)
1981	Wildcats, 18-14 (Eugene)
1979	Wildcats, 24-13 (Tucson)
1978	Wildcats, 24-3 (Eugene)
1972	Ducks, 24-7 (Eugene)
1964	Ducks, 21-0 (Eugene)
1963	Ducks, 28-12 (Tucson)
1961	Wildcats, 15-6 (Portland)
1955	Ducks, 46-27 (Tucson)
1951	Ducks, 39-21 (Eugene)
1937	Wildcats, 20-6 (Tucson)

Record in Eugene: 13-4
 Record at Autzen: 11-4
 Record in Portland: 0-1
 Record in Tucson: 11-9

OREGON STATE**Oregon leads, 60-46-10**

2012	Ducks, 48-24 (Corvallis)
2011	Ducks, 49-21 (Eugene)
2010	Ducks, 37-20 (Corvallis)
2009	Ducks, 37-33 (Eugene)
2008	Ducks, 65-38 (Corvallis)
2007	Beavers, 38-31 (Eugene)*
2006	Beavers, 30-28 (Corvallis)
2005	Ducks, 56-14 (Eugene)
2004	Beavers, 50-21 (Corvallis)
2003	Ducks, 34-20 (Eugene)
2002	Beavers, 45-24 (Corvallis)
2001	Ducks, 17-14 (Eugene)
2000	Beavers, 23-13 (Corvallis)
1999	Ducks, 25-14 (Eugene)
1998	Beavers, 44-41 (Corvallis)**
1997	Ducks, 48-30 (Eugene)
1996	Ducks, 49-13 (Corvallis)
1995	Ducks, 12-10 (Eugene)
1994	Ducks, 17-13 (Corvallis)
1993	Beavers, 15-12 (Eugene)
1992	Ducks, 7-0 (Corvallis)
1991	Beavers, 14-3 (Eugene)
1990	Ducks, 6-3 (Corvallis)
1989	Ducks, 30-21 (Eugene)
1988	Beavers, 21-10 (Corvallis)
1987	Ducks, 44-0 (Eugene)
1986	Ducks, 49-28 (Corvallis)
1985	Ducks, 34-13 (Eugene)
1984	Ducks, 31-6 (Corvallis)
1983	Tie, 0-0 (Eugene)
1982	Ducks, 7-6 (Corvallis)
1981	Ducks, 47-17 (Eugene)
1980	Ducks, 40-21 (Corvallis)
1979	Ducks, 24-3 (Eugene)
1978	Ducks, 24-3 (Corvallis)
1977	Ducks, 28-16 (Eugene)
1976	Ducks, 23-14 (Corvallis)
1975	Ducks, 14-7 (Eugene)
1974	Beavers, 35-16 (Corvallis)
1973	Beavers, 17-14 (Eugene)
1972	Ducks, 30-3 (Corvallis)
1971	Beavers, 30-29 (Eugene)
1970	Beavers, 24-9 (Corvallis)
1969	Beavers, 10-7 (Eugene)
1968	Beavers, 41-19 (Corvallis)
1967	Beavers, 14-10 (Eugene)

1966	Beavers, 20-15 (Corvallis)
1965	Beavers, 19-14 (Eugene)
1964	Beavers, 7-6 (Corvallis)
1963	Ducks, 31-14 (Eugene)
1962	Beavers, 20-17 (Corvallis)
1961	Beavers, 6-2 (Eugene)
1960	Tie, 14-14 (Corvallis)
1959	Beavers, 15-7 (Eugene)
1958	Ducks, 20-0 (Corvallis)
1957	Beavers, 10-7 (Eugene)
1956	Tie, 14-14 (Corvallis)
1955	Ducks, 28-0 (Eugene)
1954	Ducks, 33-14 (Corvallis)
1953	Beavers, 7-0 (Eugene)
1952	Beavers, 22-19 (Portland)
1951	Beavers, 14-7 (Eugene)
1950	Beavers, 14-2 (Portland)
1949	Beavers, 20-10 (Eugene)
1948	Ducks, 10-0 (Corvallis)
1947	Ducks, 14-6 (Eugene)
1946	Beavers, 13-0 (Corvallis)
1945	Beavers, 13-12 (Eugene)
1945	Beavers, 19-6 (Corvallis)
1942	Beavers, 39-2 (Corvallis)
1941	Beavers, 13-0 (Eugene)
1940	Ducks, 20-0 (Corvallis)
1939	Beavers, 19-14 (Eugene)
1938	Beavers, 14-0 (Portland)
1937	Beavers, 14-0 (Eugene)
1936	Beavers, 18-0 (Corvallis)
1935	Ducks, 13-0 (Eugene)
1934	Ducks, 9-6 (Portland)
1933	Ducks, 13-3 (Portland)
1932	Ducks, 12-6 (Corvallis)
1931	Tie, 0-0 (Eugene)
1930	Beavers, 15-0 (Corvallis)
1929	Ducks, 16-0 (Eugene)
1928	Ducks, 12-0 (Corvallis)
1927	Beavers, 31-7 (Eugene)
1926	Beavers, 16-0 (Corvallis)
1925	Beavers, 24-13 (Eugene)
1924	Ducks, 7-3 (Corvallis)
1923	Beavers, 6-0 (Eugene)
1922	Ducks, 10-0 (Corvallis)
1921	Tie, 0-0 (Eugene)
1920	Tie, 0-0 (Eugene)
1919	Ducks, 9-0 (Eugene)
1918	Ducks, 13-6 (Corvallis)
1917	Beavers, 14-7 (Portland)
1916	Ducks, 27-0 (Corvallis)
1915	Ducks, 9-0 (Eugene)
1914	Tie, 3-3 (Corvallis)
1913	Tie, 10-10 (Albany)
1912	Ducks, 3-0 (Albany)
1910	Ducks, 12-0 (Corvallis)
1909	Ducks, 12-0 (Eugene)
1908	Ducks, 8-0 (Portland)
1907	Beavers, 4-0 (Eugene)
1906	Tie, 0-0 (Corvallis)
1905	Ducks, 6-0 (Eugene)
1904	Ducks, 6-5 (Corvallis)
1903	Ducks, 5-0 (Eugene)
1902	Tie, 0-0 (Corvallis)
1899	Ducks, 38-0 (Eugene)
1898	Ducks, 38-0 (Corvallis)
1897	Beavers, 26-8 (Eugene)
1896	Ducks, 12-8 (Corvallis)
1896	Ducks, 2-0 (Eugene)
1895	Ducks, 44-0 (Eugene)
1894	Beavers, 16-0 (Eugene)

Record in Eugene: 28-24-4
 Record at Autzen: 15-7-1
 Record in Portland: 3-4
 Record in Corvallis: 28-18-5
 Record in Albany: 1-0-1

*overtime

OREGON ALL-TIME VS. OPPONENTS

	W	L	T	First (result)	Last (result)		W	L	T	First (result)	Last (result)
Air Force	8	3	1	1959 (35-12)	1997 (41-13)	Pacific (Ore.)	14	0	2	1894 (0-0)	1932 (26-6)
Albany College	3	0	2	1894 (44-2)	1904 (4-0)	Pearl Harbor	1	0	0	1921 (3-3)	1921 (3-3)
Arizona	24	14	0	1937 (6-20)	2012 (49-0)	Pendleton H.S.	1	0	0	1901 (12-0)	1901 (12-0)
Arizona State	17	16	0	1966 (10-14)	2011 (41-27)	Pennsylvania	1	0	0	1916 (14-0)	1916 (14-0)
Arkansas State	1	0	0	2012 (57-34)	2012 (57-34)	Penn State	1	3	0	1960 (12-41)	1995 (20-38)
Army	0	0	2	1969 (17-17)	1970 (22-22)	Pittsburgh	2	2	0	1956 (7-14)	1965 (17-15)
Auburn	0	1	0	2011 (19-22)	2011 (19-22)	Portland	4	1	0	1894 (0-12)	1936 (14-0)
Boise State	0	2	0	2008 (32-37)	2009 (8-19)	Portland State	4	0	0	1994 (58-16)	2010 (69-0)
Boston University	0	1	0	1951 (6-35)	1951 (6-35)	Puget Sound	1	0	0	1910 (115-0)	1910 (115-0)
Bremerton Sailors	1	0	0	1913 (43-6)	1913 (43-6)	Purdue	2	1	0	1979 (7-13)	2009 (38-36)
Brigham Young	3	3	0	1964 (20-13)	2006 (8-38)	Rice	1	0	0	1962 (31-12)	1962 (31-12)
California	34	39	2	1899 (0-12)	2012 (59-17)	St. Mary's	3	7	0	1929 (6-31)	1950 (13-18)
Capitol A.C.	0	1	0	1900 (0-5)	1900 (0-5)	San Diego State	4	0	0	1985 (49-37)	1990 (42-21)
Camp Lewis	1	0	0	1918 (20-3)	1918 (20-3)	San Francisco	1	0	0	1947 (34-7)	1947 (34-7)
Chemawa Indians	5	0	0	1897 (10-0)	1905 (17-0)	San Jose State	12	6	0	1953 (26-13)	1998 (58-3)
Colorado	9	8	0	1949 (42-14)	2012 (70-14)	Santa Barbara	1	0	0	1948 (55-7)	1948 (55-7)
Colorado State	3	1	0	1976 (17-3)	1996 (35-28)	Santa Clara	2	0	0	1932 (7-0)	1941 (21-19)
Columbia	1	0	0	1933 (14-7)	1933 (14-7)	South Florida	1	0	0	2007 (56-21)	2007 (56-21)
Drake	1	0	0	1930 (14-7)	1930 (14-7)	Southern Methodist	1	1	0	1948 (13-21)	1963 (21-14)
Florida	0	1	0	1929 (6-20)	1929 (6-20)	Southern Oregon	2	0	0	1899 (35-0)	1900 (21-0)
Fordham	0	1	0	1938 (0-26)	1938 (0-26)	Stanford	30	45	1	1900 (0-34)	2012 (14-17)
Foundation	1	0	0	1918 (41-0)	1918 (41-0)	Tennessee	1	0	0	2010 (48-13)	2010 (48-13)
Fresno State	7	2	0	1981 (16-23)	2007 (52-21)	Tennessee Tech	1	0	0	2012 (63-14)	2012 (63-14)
Georgia	0	1	0	1977 (16-27)	1977 (16-27)	Texas	1	4	0	1941 (7-21)	2001 (35-30)
Gonzaga	5	1	0	1932 (13-0)	1939 (7-12)	Texas Christian	1	1	0	1977 (29-24)	1978 (10-14)
Harvard	0	1	0	1919 (6-7)	1919 (6-7)	Texas-El Paso	2	0	0	1998 (33-26)	1999 (47-28)
Hawaii	4	3	0	1921 (47-0)	1994 (16-36)	Texas Tech	2	0	0	1991 (28-13)	1992 (16-13)
Honolulu	1	0	0	1928 (13-2)	1928 (13-2)	Tulsa	1	0	0	1989 (27-24)	1989 (27-24)
Houston	3	0	0	1983 (15-14)	2007 (48-27)	UCLA	26	39	0	1928 (26-6)	2011 (49-31)
Idaho	52	3	4	1901 (0-0)	2004 (48-10)	USC	19	38	2	1915 (34-0)	2012 (62-51)
Idaho State	1	0	0	1988 (52-7)	1988 (52-7)	Utah	18	8	0	1933 (26-7)	2009 (31-24)
Illinois	2	1	0	1970 (16-20)	1995 (34-31)	Utah State	4	0	0	1976 (27-9)	2008 (66-24)
Indiana	2	1	0	1963 (28-22)	2004 (24-30)	U.S. Marines	2	0	0	1937 (24-6)	1940 (12-2)
Iowa	2	1	0	1949 (31-24)	1994 (40-18)	Vancouver Barr.	1	0	0	1911 (36-0)	1911 (36-0)
Kansas	0	1	1	1980 (7-7)	1981 (10-19)	Virginia	0	0	0	2013	
Kansas State	1	0	0	2013 (35-17)	2013 (35-17)	Wake Forest	0	2	0	1992 (35-39)	2002 (17-38)
Linfield	3	0	0	1927 (7-0)	1933 (53-0)	Washington	42	58	5	1900 (43-0)	2012 (52-21)
Long Beach State	3	0	0	1984 (28-17)	1989 (52-10)	Washington State	45	38	7	1901 (0-16)	2012 (51-26)
LSU	1	3	0	1932 (12-0)	2011 (27-40)	West Virginia	2	0	0	1960 (20-6)	1963 (35-0)
Mare Island Marines	0	1	0	1917 (0-27)	1917 (0-27)	Western Oregon	2	0	0	1928 (24-0)	1931 (21-6)
Miami (Fla.)	0	1	0	1958 (0-2)	1958 (0-2)	Whitman	7	3	0	1901 (0-6)	1924 (40-6)
Michigan	2	3	0	1948 (0-14)	2007 (39-7)	Whitworth	1	0	0	1906 (10-0)	1906 (10-0)
Michigan State	2	2	0	1979 (17-41)	1999 (20-27)	Willamette	22	1	1	1895 (8-4)	1931 (20-0)
Minnesota	1	3	0	1961 (7-14)	2003 (30-31)	Wisconsin	2	3	0	1977 (10-22)	2012 (45-38)
Mississippi State	2	0	0	2002 (36-13)	2003 (42-34)		602	473	46	.558	
Missouri	0	1	0	1972 (22-24)	1972 (22-24)						
Missouri State	1	0	0	2011 (56-7)	2011 (56-7)						
Montana	7	0	1	1928 (31-6)	2005 (47-14)						
Montana State	1	0	0	1947 (27-14)	1947 (27-14)						
Multnomah A.C.	11	20	3	1896 (6-12)	1925 (0-0)						
Navy Pre-Flight	0	1	0	1942 (9-10)	1942 (9-10)						
Nebraska	1	5	0	1952 (13-25)	1986 (14-48)						
Nevada	6	1	0	1947 (6-13)	2011 (69-20)						
Nevada-Las Vegas	2	0	0	1980 (32-9)	1992 (59-6)						
New Mexico	1	0	0	2010 (72-0)	2010 (72-0)						
New Mexico State	1	0	0	1991 (29-6)	1991 (29-6)						
New York Univ.	1	0	0	1931 (14-6)	1931 (14-6)						
Nicholls	0	0	0	2013							
North Dakota	0	0	1	1931 (0-0)	1931 (0-0)						
Northwestern	0	1	0	1974 (10-14)	1974 (10-14)						
Notre Dame	0	1	1	1976 (0-41)	1982 (13-13)						
Ohio State	0	8	0	1957 (7-10)	2009 (17-26)						
Oklahoma	1	6	0	1958 (0-6)	2006 (34-33)						
Oklahoma State	1	0	0	2008 (42-31)	2008 (42-31)						
Oregon Alumni	6	0	0	1903 (6-0)	1913 (42-3)						
Oregon Medics	1	0	0	1902 (11-0)	1902 (11-0)						
Oregon State	60	46	10	1894 (0-12)	2012 (48-24)						
Pacific (Calif.)	4	3	0	1946 (7-6)	1995 (45-7)						

2013 Opponents in Bold

All-time record reflects forfeits to Washington State in 1978 and 1979

ALL-TIME NATIONAL RANKINGS

2012 Week	AP	USA	Harris	BCS
Preseason	5	5		
Sept. 4	4	4		
Sept. 9	4	4		
Sept. 16	3	3		
Sept. 23	2	2		
Sept. 30	2	2		
Oct. 7	2	2	2	3
Oct. 14	2	2	2	3
Oct. 21	2	2	2	4
Oct. 28	2	2	2	4
Nov. 4	2	2	2	3
Nov. 11	1	1	1	2
Nov. 17	5	4	4	5
Nov. 24	6	4	4	5
Dec. 2	5	3	3	4
Jan. 8	2	2		

2011 Week	AP	USA	Harris	BCS
Preseason	3	3		
Sept. 6	13	14		
Sept. 11	12	14		
Sept. 18	10	13		
Sept. 25	9	11		
Oct. 2	9	9	Harris	
Oct. 9	9	9	9	BCS
Oct. 16	9	T8	9	10
Oct. 23	7	7	7	7
Oct. 30	6	6	6	8
Nov. 6	6	6	6	7
Nov. 13	4	4	4	4
Nov. 20	9	9	9	10
Nov. 27	8	7	7	9
Dec. 3	6	5	5	5
Jan. 10	4	4		

2010 Week	AP	USA	Harris	BCS
Preseason	11	11		
Sept. 7	7	8		
Sept. 12	5	6		
Sept. 19	5	6		
Sept. 26	4	4		
Oct. 3	3	3	Harris	
Oct. 10	2	2	2	BCS
Oct. 17	1	1	1	2
Oct. 24	1	1	1	2
Oct. 31	1	1	1	1
Nov. 7	1	1	1	1
Nov. 14	1	1	1	1
Nov. 21	1	1	1	1
Nov. 28	1	1	1	2
Dec. 5	2	1	2	2
Jan. 11	3	3		

2009 Week	AP	USA	Harris	BCS
Preseason	16	14		
Sept. 6	RV	RV		
Sept. 13	RV	RV		
Sept. 20	RV	RV	Harris	
Sept. 27	16	25	23	
Oct. 4	13	17	15	
Oct. 11	13	16	14	BCS
Oct. 18	12	14	12	11
Oct. 25	10	12	11	10
Nov. 1	7	8	8	8
Nov. 8	14	16	14	13
Nov. 15	11	11	11	11
Nov. 22	10	10	10	8
Nov. 29	7	8	8	7
Dec. 6	7	7	7	7
Jan. 8	11	11		

2008 Week	AP	USA	Harris	BCS
Preseason	21	20		
Sept. 2	18	16		
Sept. 7	16	14		
Sept. 14	17	12		
Sept. 21	RV	22	Harris	
Sept. 28	23	20	21	
Oct. 5	RV	RV	RV	
Oct. 12	RV	RV	RV	BCS
Oct. 19	RV	RV	RV	-
Oct. 26	23	24	24	24
Nov. 2	-	RV	RV	-
Nov. 9	RV	RV	RV	-
Nov. 16	24	22	22	24
Nov. 23	19	18	19	23
Nov. 30	16	14	15	19
Dec. 7	15	13	15	17
Jan. 9	10	9		

2007 Week	AP	USA	Harris	BCS
Sept. 9	21	19		
Sept. 16	13	13	Harris	
Sept. 23	11	12	10	
Sept. 30	14	13	13	
Oct. 7	9	8	10	BCS
Oct. 14	7	6	7	10
Oct. 21	5	5	5	5
Oct. 28	4	4	5	5
Nov. 4	3	3	3	3
Nov. 11	2	2	2	2
Nov. 18	9	10	10	9
Nov. 25	18	20	19	17
Jan. 8	23	24		

2006	AP	USA
A1 (AP) 21st (324)		(USA/ESPN) 20th (373)
S4 (AP) 20th (436)		(USA/ESPN) 20th (458)
S11 (AP) 18th (547)		(USA/ESPN) 18th (529)
S18 (AP) 13th (833)		(USA/ESPN) 12th (829)
S25 (AP) 14th (805)		(USA/ESPN) 12th (854)
O2 (AP) 11th (946)		(USA/ESPN) 11th (946)
O9 (AP) 18th (474)		(USA/ESPN) 18th (510)
O16 (AP) 16th (639)		(USA/ESPN) 15th (660)
O23 (AP) 25th (132)		(USA/ESPN) 24th (228)
O30 (AP) 24th (167)		(USA/ESPN) 22nd (262)
N6 (AP) 21st (308)		(USA/ESPN) 20th (400)

2005	AP	USA
S19 (AP) 24th (201)		
O3 (AP) 25th (121)		
O10 (AP) 20th (456)		(USA/ESPN) 21st (311)
O17 (AP) 15th (665)		(USA/ESPN) 16th (588)
O24 (AP) 14th (750)		(USA/ESPN) 14th (712)
O31 (AP) 15th (756)		(USA/ESPN) 13th (782)
N7 (AP) 11th (943)		(USA/ESPN) 11th (919)
N14 (AP) 10th (1,022)		(USA/ESPN) 10th (1,001)
N21 (AP) 8th (1,107)		(USA/ESPN) 8th (1,102)
N28 (AP) 8th (1,144)		(USA/ESPN) 8th (1,127)
D5 (AP) 6th (1,241)		(USA/ESPN) 5th (1,234)
J10 (AP) t12th (817)		(USA/ESPN) 12th (837)

2004	AP	USA
A1 (AP) 23rd (200)		(USA/ESPN) 25th (175)
A30 (AP) no poll		(USA/ESPN) 24th (165)
S6 (AP) 24th (181)		(USA/ESPN) 25th (124)

2003	AP	USA
S14 (AP) 22nd (150)		(USA/ESPN) 22nd (185)
S21 (AP) 10th (966)		(USA/ESPN) 15th (780)
S29 (AP) 19th (389)		(USA/ESPN) 22nd (215)

2002	AP	USA
A1 (AP) 15th (736)		(USA/ESPN) 15th (663)
S2 (AP) 13th (941)		(USA/ESPN) 13th (819)
S8 (AP) 13th (948)		(USA/ESPN) 12th (809)
S15 (AP) 9th (1,167)		(USA/ESPN) 9th (1,005)
S22 (AP) 9th (1,213)		(USA/ESPN) 8th (1,065)
S29 (AP) 8th (1,299)		(USA/ESPN) 7th (1,103)
O6 (AP) 7th (1,390)		(USA/ESPN) 7th (1,147)
O13 (AP) 6th (1,463)		(USA/ESPN) 6th (1,203)
O20 (AP) 14th (966)		(USA/ESPN) 12th (842)
O27 (AP) 19th (536)		(USA/ESPN) 16th (556)
N3 (AP) 15th (667)		(USA/ESPN) 15th (653)
N11 (AP) 23rd (344)		(USA/ESPN) 22nd (284)

2001	AP	USA
A2 (AP) 7th (1,354)		(USA/ESPN) 8th (1,038)
A27 (AP) 7th (1,367)		(USA/ESPN) 7th (1,076)
S3 (AP) 7th (1,357)		(USA/ESPN) 8th (1,083)
S9 (AP) 7th (1,294)		(USA/ESPN) 7th (1,078)
S16 (AP) no poll		(USA/ESPN) no poll
S23 (AP) 6th (1,342)		(USA/ESPN) 6th (1,120)
S30 (AP) 7th (1,310)		(USA/ESPN) 8th (1,108)
O7 (AP) 5th (1,437)		(USA/ESPN) 6th (1,184)
O14 (AP) 5th (1,506)		(USA/ESPN) 5th (1,244)
O21 (AP) 11th (981)		(USA/ESPN) 13th (793)
O28 (AP) 8th (1,218)		(USA/ESPN) 9th (963)
N4 (AP) 7th (1,343)		(USA/ESPN) 7th (1,080)
N11 (AP) 7th (1,388)		(USA/ESPN) 7th (1,136)
N18 (AP) 6th (1,404)		(USA/ESPN) 7th (1,149)
N25 (AP) 4th (1,540)		(USA/ESPN) 5th (1,257)
D2 (AP) 3rd (1,624)		(USA/ESPN) 3rd (1,349)
D9 (AP) 2nd (1,698)		(USA/ESPN) 2nd (1,398)
J3 (AP) 2nd (1,726)		(USA/ESPN) 2nd (1,726)

2000	AP	USA
S25 (AP) 20th (457)		(USA/ESPN) 25th (183)
O2 (AP) 9th (1,031)		(USA/ESPN) 15th (613)
O9 (AP) 9th (1,140)		(USA/ESPN) 12th (740)
O16 (AP) 7th (1,290)		(USA/ESPN) 11th (894)
O23 (AP) 7th (1,309)		(USA/ESPN) 10th (936)
O30 (AP) 7th (1,378)		(USA/ESPN) 8th (1,047)
N6 (AP) 6th (1,429)		(USA/ESPN) 7th (1,121)
N13 (AP) 5th (1,490)		(USA/ESPN) 6th (1,169)
N20 (AP) 10th (1,177)		(USA/ESPN) 11th (817)
N27 (AP) 9th (1,183)		(USA/ESPN) 11th (869)
D11 (AP) 8th (1,207)		(USA/ESPN) 11th (888)
J5 (AP) 7th (1,299)		(USA/ESPN) 9th (1,009)

1999	AP	USA
S27 (AP) 25th (158)		
J4 (AP) 19th (358)		(USA/ESPN) 18th (375)

1998	AP	USA
S7 (AP) 24th (141)		
S14 (AP) 22nd (245)		(USA/ESPN) 23rd (165)
S21 (AP) 20th (399)		(USA/ESPN) 21st (325)
S28 (AP) 17th (613)		(USA/ESPN) 17th (522)
O5 (AP) 15th (747)		(USA/ESPN) 16th (619)
O12 (AP) 11th (1,021)		(USA/ESPN) 12th (851)
O19 (AP) 12th (939)		(USA/ESPN) 14th (717)
O26 (AP) 12th (997)		(USA/ESPN) 13th (806)
N2 (AP) 21st (420)		(USA/ESPN) 20th (351)
N9 (AP) 20th (498)		(USA/ESPN) 19th (427)
N16 (AP) 15th (754)		(USA/ESPN) 16th (589)
N23 (AP) 22nd (278)		(USA/ESPN) 23rd (229)
N30 (AP) 21st (324)		(USA/ESPN) 21st (286)
D7 (AP) 21st (322)		(USA/ESPN) 21st (270)

1996	AP	USA
S15 (AP) 25th (103)		

1995

S3	(AP) 24th (187)	
S10	(AP) 20th (296)	(USA) 22nd (189)
S17	(AP) 12th (823)	(USA) 13th (780)
S24	(AP) 19th (379)	(USA) 20th (327)
O1	(AP) 17th (470)	(USA) 18th (423)
O8	(AP) 15th (918)	(USA) 15th (629)
O15	(AP) 12th (841)	(USA) 12th (793)
O22	(AP) 10th (941)	(USA) 12th (854)
O29	(AP) 19th (457)	(USA) 19th (400)
N5	(AP) 17th (619)	(USA) 17th (635)
N12	(AP) 16th (649)	(USA) 16th (620)
N19	(AP) 12th (818)	(USA) 12th (779)
N26	(AP) 12th (805)	(USA) 12th (788)
J3	(AP) 18th (416)	(USA) 18th (441)

1994

O23		(USA) 24th (91)
O30	(AP) 21st (373)	(USA) 17th (520)
N7	(AP) 15th (801)	(USA) 11th (647)
N14	(AP) 12th (856)	(USA) 9th (893)
N21	(AP) 12th (924)	(USA) 9th (1,032)
N28	(AP) 12th (918)	(USA) 9th (1,028)
D5	(AP) 12th (916)	(USA) 9th (1,051)
J3	(AP) 11th (810)	(USA) 11th (831)

1990

S17		(UPI) T23rd (7)
O1	(AP) 22nd (257)	(UPI) 17th (45)
O8	(AP) 19th (424)	(UPI) 17th (60)
O15		(UPI) 24th (6)
O22	(AP) 25th (98)	(UPI) 22nd (9)
O29	(AP) 22nd (230)	(UPI) 20th (10)
N5	(AP) 20th (362)	(UPI) 18th (20)
N26		(UPI) T25th (7)

1989

S18	(AP) 22nd (245)	(UPI) 18th
O2	(AP) 23rd (245)	

1988

S27	(AP) 20th (82)	
O4	(AP) 18th (132)	(UPI) T18th
O25	(AP) 20th (151)	(UPI) 19th

1987

O13	(AP) 16th (229)	(UPI) 18th
-----	-----------------	------------

1970

O27	(AP) 16th (29)	(UPI) 15th
N10	(AP) 19th (19)	

The Associated Press only published a Top-10 ranking from 1961-67

1965

O10		(UPI) T10th
-----	--	-------------

1964

O6		(UPI) 19th (11)
O13		(UPI) 16th (13)
O20		(UPI) 14th (15)
O27	(AP) 7th (119)	(UPI) 10th (81)
N3		(UPI) 13th (13)
N10		(UPI) 13th (17)
N17	(AP) 10th (32)	(UPI) 10th (33)

1963

O8		(UPI) T19th (7)
O15		(UPI) 15th (22)
O22		(UPI) 13th (29)

ALL-TIME NATIONAL RANKINGS**1962**

O16		(UPI) 13th (28)
O23		(UPI) 16th (23)
N6		(UPI) 11th (34)
N13		(UPI) 11th (34)

1960

N15	(AP) T19th (7)	
N22	(AP) T20th (2)	

1959

O20	(AP) 11th (192)	
O27	(AP) 16th (25)	
N2	(AP) 15th (53)	
N10	(AP) 14th (27)	
N17	(AP) 17th (31)	

1957

O22	(AP) 18th (43)	(UPI) 19th (10)
O20	(AP) 15th (51)	(UPI) 11th (19)
N5	(AP) 13th (67)	(UPI) T10th (22)
N12	(AP) T15th (54)	(UPI) 16th (13)
N19	(AP) 15th (91)	(UPI) 12th (41)
N26		(UPI) T17th (3)

1948

O26	(AP) 14th (60)	
N2	(AP) 15th (59)	
N9	(AP) 15th (61)	
N16	(AP) 13th (70)	
N23	(AP) 10th (65)	
N30	(AP) 9th	

AP - Associated Press

UPI - United Press International

USA - USA Today

USA/ESPN - USA Today/ESPN

Harris - Harris Poll

BCS - Bowl Championship Series Standings



2012 ROSE BOWL

Oregon 45, Wisconsin 38
Jan. 2, 2012
Pasadena, Calif.
Attendance: 91,245

PASADENA, Calif. (AP) -- Oregon's incredible offense busted up Wisconsin and the record books on the way to the Ducks' first Rose Bowl victory in 95 years.

Darron Thomas passed for three touchdowns, De'Anthony Thomas

scored on runs of 91 and 64 yards, and the No. 6 Ducks earned their first bowl victory under coach Chip Kelly, holding off Wisconsin 45-38 Monday night in the highest-scoring Rose Bowl ever played.

And it wasn't over until a video review confirmed the Badgers (11-3) ran out of time at the Oregon 25, out of timeouts and unable to spike the ball in time to stop the clock for a last-gasp fling.

Lavasier Tuinei caught eight passes for 158 yards and two TDs for the Ducks (12-2), who had no postseason success to show for Kelly's otherwise wildly successful three-year tenure until this landmark offensive performance in the 98th Rose Bowl. Oregon hadn't won the West Coast's biggest game since 1917.

"It's been 95 years since you could say: Oregon Ducks, Rose Bowl champions," Kelly said after the Ducks held Wisconsin scoreless in the fourth quarter.

The Granddaddy of Them All had never seen this many points, beating the record 80 scored by Washington and Iowa in 1991.

With the Ducks wearing mirrored helmets and playing at their usual frantic pace, Oregon racked up 621 total yards, just shy of the Rose Bowl record.

Montee Ball rushed for 122 of his 164 yards in the first half for the Badgers (11-3), who lost the Rose Bowl for the second straight year despite managing 508 yards of their own. Ball tied Barry Sanders' FBS record with his 39th touchdown of the season, while Russell Wilson passed for 296 yards and two scores.

Wisconsin had two drives to tie it after Oregon kicked a field goal with 6:50 to play, but Jared Abbrederis fumbled near the Oregon sideline after making a long catch. The ball plopped onto the turf without even bouncing, and Oregon's Michael Clay jumped on it with 4:06 left.

The Badgers had burned two timeouts early in the second half, so Oregon was able to run the clock down to 23 seconds before punting.

Wilson connected on two long passes, but the officials went to video review after the clock went to zeros as Wilson rushed his team to the Oregon 25 with 2 seconds left, waited for the ball to be set, then took the snap and spiked the ball.

But the Badgers took too long. The officials ruled time had indeed expired, and the Ducks sprinted onto the field to the frenzied cheers of their outnumbered fans.

The Ducks and Badgers produced the highest-scoring first quarter (14-14) and first half (28-28) in Rose Bowl history, eventually surpassing the 80 scored in Washington's 46-34 win over Iowa in 1991. Oregon's yardage fell just short of USC's 633 yards against Illinois in 2008.

Tuinei was named the offensive player of the game, but their flashiest star in those futuristic helmets was De'Anthony Thomas, the freshman from Los Angeles who showed off his electrifying athleticism on the longest scoring run in Rose Bowl history in the second quarter, going 91 yards up the middle. He added a mere 64-yard scoring run in the opening minute of the second half as Oregon won the matchup of the last two losers of the Rose Bowl.

LaMichael James rushed for 159 yards and an early TD in his college finale for the Ducks, while De'Anthony Thomas finished with 155 yards.

Kenjon Barner also caught a TD pass from Darron Thomas.

Abbrederis and Nick Toon caught TD passes for Wisconsin, and defensive end Louis Nzegwu returned a fumble 33 yards for a score in the second quarter.

In the second half, the Ducks even slowed Ball. The Heisman Trophy finalist started strong in what's likely his final college game, even hurdling Oregon safety John Boyett in what's sure to be a big YouTube hit, but he had just three carries for no yards in the fourth quarter.

Wisconsin	14	14	10	0	38	Record: (11-3, 6-2)
Oregon Ducks	14	14	7	10	45	Record: (12-2, 8-1)

1st	11:48	WIS	Abbrederis 38 yd pass from Wilson (Welch, Philip kick), 7-77 3:12, WIS 7 - ORE 0
	09:41	ORE	James, LaMichael 1 yd run (Maldonado, Alejandro kick), 7-80 2:07, WIS 7 - ORE 7
	05:55	WIS	Wilson, Russell 4 yd run (Welch, Philip kick), 7-79 3:41, WIS 14 - ORE 7
	00:00	ORE	Thomas, De. 91 yd run (Maldonado, Alejandro kick), 2-95 0:32, WIS 14 - ORE 14
2nd	10:52	WIS	Ball, Montee 3 yd run (Welch, Philip kick), 8-64 4:08, WIS 21 - ORE 14
	10:36	ORE	Barner, K. 54 yd pass from Thomas, Da. (Maldonado kick), 1-54 0:08, WIS 21 - ORE 21
	03:26	WIS	Nzegwu, Louis 33 yd fumble recovery (Welch, Philip kick), WIS 28 - ORE 21
	00:30	ORE	Tuinei, L. 3 yd pass from Thomas, Da. (Maldonado kick), 10-87 2:51, WIS 28 - ORE 28
3rd	14:11	ORE	Thomas, De. 64 yd run (Maldonado, Alejandro kick), 3-78 0:43, WIS 28 - ORE 35
	10:50	WIS	Welch, Philip 29 yd field goal, 7-24 3:10, WIS 31 - ORE 35
	04:44	WIS	Toon, N. 18 yd pass from Wilson, R. (Welch, P. kick), 9-62 4:16, WIS 38 - ORE 35
4th	14:35	ORE	Tuinei, L. 11 yd pass from Thomas, Da. (Maldonado kick), 6-39 1:11, WIS 38 - ORE 42
	06:50	ORE	Maldonado, Alejandro 30 yd field goal, 13-76 5:54, WIS 38 - ORE 45

RUSHING: Wisconsin-Ball, Montee 32-164; White, James 8-30; Wilson, Russell 6-18. Oregon Ducks-James, LaMichael 25-159; Thomas, De'Anthony 2-155; Barner, Kenjon 7-30; Thomas, Darron 6-1.

PASSING: Wisconsin-Wilson, Russell 19-25-1-296; TEAM 0-1-0-0. Oregon Ducks-Thomas, Darron 17-23-1-268; Bennett, Bryan 1-1-0-8.

RECEIVING: Wisconsin-Toon, Nick 9-104; Abbrederis, Jar 4-119; Ball, Montee 4-51; Pedersen, Jacob 1-17; Ewing, Bradie 1-5. Oregon Ducks-Tuinei, Lavasier 8-158; Thomas, De'Anthony 4-34; Barner, Kenjon 2-52; Huff, Josh 2-14; Paulson, David 1-10; Thomas, Darron 1-8.

INTERCEPTIONS: Wisconsin-Henry, Aaron 1-18. Oregon Ducks-Alonso, Kiko 1-0.

FUMBLES: Wisconsin-Abbrederis, Jar 1-1. Oregon Ducks-Thomas, Darron 1-1; James, LaMichael 1-0.

SACKS (UA-A): Wisconsin-Borland, Chris 1-0; Taylor, Mike 1-0. Oregon Ducks-Alonso, Kiko 1-1; Boyett, John 0-1.

TACKLES (UA-A): Wisconsin-Taylor, Mike 7-6; Borland, Chris 8-4; Cromartie, Marc 5-1; Fenelus, Antoni 4-1; Henry, Aaron 4-1; Southward, Dez 4-1; Nzegwu, Louis 4-0; Johnson, Shelto 1-2; Kelly, Brendan 0-3; Muldoon, Pat 2-0; Allen, Beau 2-0; Kohout, Jordan 1-1; Hemer, Ethan 1-1; O'Neill, Conor 1-0; Lukasko, Andrew 1-0; Butrym, Patrick 0-1. Oregon Ducks-Boyett, John 13-4; Clay, Michael 6-7; Hill, Troy 8-1; Lokombo, Boseko 5-0; Alonso, Kiko 4-1; Mitchell, Terrance 4-1; Keliikipi, Wade 2-3; Stuckey, Dewitt 3-0; Jackson, Brian 2-0; Hart, Taylor 2-0; Ekpre-Ofolome, Ifo 1-1; Jordan, Dion 1-1; Turner, Terrell 0-2; Patterson, Avery 1-0; York, Carson 1-0; Rice, Jackson 1-0; Beard, Rob 1-0; Wallace, Anthony 1-0; Pleasant, Eddie 0-1; Kaddu, Josh 0-1; Malone, Derrick 0-1; Washington, Tony 0-1; Remington, Isaac 0-1.

TEAM STATISTICS	WIS	ORE
FIRST DOWNS	23	22
RUSHES-YARDS (NET)	46-212	40-345
PASSING YDS (NET)	296	276
Passes Att-Comp-Int	26-19-1	24-18-1
TOTAL OFFENSE PLAYS-YARDS	72-508	64-621
Fumble Returns-Yards	1-33	0-0
Punt Returns-Yards	2-26	1-4
Kickoff Returns-Yards	8-201	5-125
Interception Returns-Yards	1-18	1-0
Punts (Number-Avg)	2-44.5	3-46.0
Fumbles-Lost	1-1	2-1
Penalties-Yards	3-20	7-56
Possession Time	35:42	24:18
Third-Down Conversions	8 of 13	6 of 13
Fourth-Down Conversions	0 of 1	1 of 1
Red-Zone Scores-Chances	4-5	4-4
Sacks By: Number-Yards	2-9	2-10



2011 BCS CHAMPIONSHIP

Auburn 22, Oregon 19
Jan. 10, 2011
Glendale, Ariz.
Attendance: 78,603

GLENDALE, Ariz. -- Three points, a few timely plays and mere ticks on the scoreboard clock were all that stood between Oregon and its first national championship as a 19-yard Auburn field goal with no time remaining sealed its fate with a 22-19 setback.

After the Ducks had pulled within a 19-19 tie with 2:23 remaining in regulation, the Tigers mounted a 73-yard drive keyed by a Michael Dyer 37-yard run that appeared to be stopped following a short 5-yard gain at the Auburn 45-yard line. However the freshman running back alertly kept his knee from touching the turf after rolling over Oregon defensive back Eddie Pleasant and continued downfield before he was finally brought him down 23 yards shy of the end zone.

The Southeastern Conference champions proceeded to the milk the remaining seconds off the clock before Wes Byrum drilled the football through the uprights from 19 yards out as time expired for the win.

For his effort, Dyer was voted Offensive Player of the Game after rushing for 143 yards.

After LaMichael James' first of two touchdowns gave the Ducks an 11-7 advantage with 10:58 left in the first half, Auburn ran off 12 unanswered points and held Oregon scoreless in the third quarter to appear to be in command in the waning moments of the game. But senior linebacker Casey Matthews punched the ball out of the arms of Tigers' quarterback Cam Newton from behind and the Cliff Harris fumble recovery provided the Ducks with a final shot.

Oregon wasted little time taking advantage of the opportunity, marching 55 yards in eight plays, as quarterback Darron Thomas capped the scoring drive with a 2-yard TD pass to James.

Thomas' pass to Jeff Maehl in the end zone was good for the two-point conversion as the sophomore signal caller connected on four of his career-high 27 completions during the crucial scoring drive. Included was a clutch 29-yard strike to D.J. Davis on fourth down to keep the game-tying drive alive.

Oregon's first-year starting quarterback also set a personal best with 363 passing yards and finished the year second on the school's single-season charts in total offense (3,367) and touchdown passes (30), as well as fifth in passing yards (2,881) with the Ducks' best output in 10 years.

Following a scoreless opening quarter in which Auburn could muster only 21 yards of total offense, Oregon got onto the scoreboard first with a 26-yard field goal by Rob Beard. However in the game of near-misses, it was unable to make a bigger statement after forcing Auburn to punt two of the first three times it had the football and failing to capitalize on a 22-yard interception return by Harris.

Starting the drive from its own 29-yard line, Oregon methodically drove downfield in the closing minutes of the first quarter before a 12-yard completion to Davis spotted the football 3 yards shy of the end zone. But Thomas was trapped for a 6-yard loss by Auburn's Nick Fairley on third down as the Ducks settled for three points instead of seven.

The Tigers' ensuing drive appeared to be halted before Harris' apparent second interception of the night was ruled to be out of bounds. On the very next play, Newton connected with Kodi Burns for a 35-yard scoring strike to pull the eventual winners in front, 7-3.

That lead lasted for only 62 seconds as Oregon responded four plays later with an 8-yard scoring toss from Thomas to James. The drive was fueled by an 81-yard completion to Maehl - the longest pass/catch in BCS Championship history.

As was the case all year, Oregon was unwilling to settle for the conventional point-after-touchdown as Beard scored his second two-point conversion of the year to provide the Ducks with a four-point margin.

Oregon looked to have a chance to take control of the game on the next series with its defense denying Auburn to penetrate the goal line on three plays inside the 3-yard line, including fourth-and-goal from the 1. But after a 9-yard completion to Kenjon Barner was nullified by a motion penalty, James was unable to break free of the end zone on the next play for a safety.

Following the free kick, Auburn was able to take advantage of a trio of carries by Dyer for 19 yards and three Newton completions - the last to Emory Blake for a 30-yard score - for a 16-11 halftime lead.

Newton almost single-handedly got his team on the scoreboard to open the third period, personally accounting for 55 (16 rush, 39 pass) of the 60 yards on the scoring drive, but again the Oregon defense held their opponents to a field goal after the Tigers maneuvered a first down inside the red zone.

But again the Oregon offense, which was held to a season-low 75 yards rushing, was unable to take full advantage of the opportunity after Auburn grabbed its largest lead of the night.

The Ducks were forced to punt on their ensuing series after moving the football as close as the opponent's 37-yard line. The next time they had the ball, Barner was denied on fourth down from 1-yard out after Oregon earned a first down from the 3.

Despite being held to a season-low 49 yards on the ground, James completed the year with the school's single-season rushing record (1,731 yards) in addition to moving into third on Oregon's career scoring list (228 points).

For the second BCS game in as many years, Boyett led his teammates in tackles (11) as the Ducks completed 2010 with their most wins ever in one year (12).

Oregon	0	11	0	8	19	Record: (12-1,9-0)
Auburn	0	16	3	3	22	Record: (14-0,8-0)

2nd	14:13	ORE	Beard, Rob 26 yd field goal, 10-62 3:01, UO 3 - AU 0
	12:00	AUB	Burns, Kodi 35 yd pass from Newton, Cam (Byrum, Wes kick), 8-82 2:08, UO 3 - AU 7
	10:58	ORE	James, LaMichael 8 yd pass from Thomas, Darron (Beard run), 4-93 0:57, UO 11 - AU 7
	03:26	AUB	Blanc, Mike safety, UO 11 - AU 9
	01:47	AUB	Blake, Emory 30 yd pass from Newton (Byrum kick), 6-66 1:34, UO 11 - AU 16
3rd	11:30	AUB	Byrum 28 yd field goal, 9-60 3:24, UO 11 - AU 19
4th	02:33	ORE	James 2 yd pass from Thomas (Maehl, Jeff pass from Thomas), 8-55 2:17, UO 19 - AU 19
	00:00	AUB	Byrum 19 yd field goal, 7-73, 2:27, UO 19 - AU 22

RUSHING: Oregon-James, LaMichael 13-49; Barner, Kenjon 11-32; Thomas Darron 8-minus 6. Auburn-Dyer, Michael 22-143; Newton, Cam 22-64; McCaleb, Onterio 6-47.

PASSING: Oregon-Thomas, Darron 27-40-2-363. Auburn-Newton, Cam 20-34-1-265; TEAM 0-1-0-0.

RECEIVING: Oregon-Maehl, Jeff 9-133; Davis, D.J. 6-60; James, LaMichael 4-39; Tuinei, L.T. 3-75; Paulson, David 3-48; Barner, Kenjon 2-8; Johnson, Marvin 1-11. Auburn-Zachery, Terrell 6-48; Adams, Darvin 4-54; Blake, Emory 4-54; Lutzenkirchen, Phillip 2-48; McCaleb, Onterio 2-10; Burns, Kodi 1-35; Fannin, Mario 1-16.


INTERCEPTIONS: Oregon-Harris, Cliff 1-22. Auburn-Washington, Demond 1-1; Etheridge, Zac 1-0.

FUMBLES: Oregon-Thomas, Darron 1-0. Auburn-Newton, Cam 2-1.

SACKS (UA-A): Oregon-Rowe, Kenny 1-0; Clark, Zac 1-0. Auburn-Fairley, Nick 1-0; Clayton, Zach 1-0.

TACKLES (UA-A): Oregon-Boyett, John 10-1; Rowe, Kenny 8-1; Paysinger, Spencer 7-1; Matthews, Casey 4-2; Turner, Terrell 2-3; Clay, Michael 4-0; Jordan, Dion 4-0; Clark, Zac 3-1; Lewis, Javes 3-0; Jackson, Talmadge 3-0; Harris, Cliff 3-0; Pleasant, Eddie 2-0; Johnson, Marvin 1-1; Bair, Brandon 0-2. Auburn-McNeil, Mike 12-2; Washington, Demond 7-0; Fairley, Nick 5-0; Bell, T'Sharvan 5-0; Stevens, Craig 5-0; Eguae, Nosa 4-0; Clayton, Zach 3-0; Blanc, Mike 2-1; Lemonier, Corey 2-1; Etheridge, Zac 2-1; Carter, Antoine 2-0; Bynes, Josh 2-0; Thorpe, Neiko 1-1; Goggans, Michael 1-1.

TEAM STATISTICS	ORE	AUB
FIRST DOWNS	23	28
RUSHES-YARDS (NET)	32-75	50-254
PASSING YDS (NET)	374	265
Passes Att-Comp-Int	41-28-2	35-20-1
TOTAL OFFENSE PLAYS-YARDS	73-449	85-519
Fumble Returns-Yards	0-0	0-0
Punt Returns-Yards	3-6	0-0
Kickoff Returns-Yards	4-65	5-92
Interception Returns-Yards	1-22	2-1
Punts (Number-Avg)	5-36.8	5-40.4
Fumbles-Lost	1-0	2-1
Penalties-Yards	6-37	5-47
Possession Time	27:03	32:57
Third-Down Conversions	5 of 15	9 of 17
Fourth-Down Conversions	2 of 3	0 of 1
Red-Zone Scores-Chances	3-5	2-3
Sacks By: Number-Yards	2-13	2-9



2010 ROSE BOWL

Ohio State 26, Oregon 17
Jan. 1, 2010
Pasadena, Calif.
Attendance: 93,963

PASADENA, Calif. (AP) -- Ohio State's bowl woes are over, thanks to a sturdy defense and a quarterback who finally played up to his enormous potential.

Terrelle Pryor passed for a season-high 266 yards and two touchdowns, rushed for 72 more and threw a 17-yard scoring pass to DeVier Posey with 7:02 to play, ending the No. 8 Buckeyes' three-game BCS skid with a 26-17 victory over No. 7 Oregon in the Rose Bowl on Friday.

Posey had eight catches for 101 yards, and Brandon Saine caught an early TD pass for the Buckeyes (11-2), who put together a remarkably fluid offensive performance in their first trip to Pasadena since 1997.

That offense relied on Pryor, the sophomore quarterback who has had a hard time matching his enormous hype. With a Rose Bowl effort that evoked memories of Vince Young's breakout performance in the same stadium four years ago, Pryor shook off his early mistakes and led the Buckeyes confidently through a tense fourth quarter.

"I just wanted to lead the team as best I can," Pryor said. "The defense helped out a lot."

Indeed, Ohio State's defense did much of the work, largely reducing the Ducks' high-flying, no-huddle offense to ineffectiveness. Jeremiah Masoli passed for just 81 yards, while LaMichael James rushed for 70 - but a series of big plays and kick returns by Kenjon Barner kept the 96th Rose Bowl close until Pryor took control of the final minutes.

"We have an up-tempo defense and they run, they hit and they prepare," coach Jim Tressel said. "Terrelle did a heck of a job."

Oregon (10-3) made a remarkable comeback from its season-opening loss to Boise State to win its first Pac-10 title since 2001, but the Ducks haven't won the Rose Bowl since the game's third edition in 1917, back when the Granddaddy of Them All was a toddler.

Masoli's 1-yard TD run put Oregon up 17-16 early in the third quarter, but the Ducks' powerful offense never scored again. Oregon ran for 179 yards, the second-most allowed by Ohio State this season, but the Ducks were one-dimensional. Oregon, in its first Rose Bowl since 1995, had scored at least 37 points in its previous six games.

Pryor's career at Ohio State has been about his inadequacies as much as his strengths, and he has been hammered by critics in the Big Ten and elsewhere for numerous flaws in his game. Yet with Ohio State nursing a two-point lead in the fourth quarter, he took charge during a 13-play, 81-yard drive eating up more than six minutes - part of the Buckeyes' 41:37 total time-of-possession advantage.

Pryor converted a third-and-13 play near midfield with about nine minutes to play on a remarkable 26-yard catch by tight end Jake Ballard, who leaped high to snatch it. After another third-down conversion, Posey made an impressive TD catch, turning both directions and snagging Pryor's pass away from his body before tumbling over the goal line.

After Oregon's Morgan Flint missed a 44-yard field goal, Pryor drove the Buckeyes one more time, finishing with emphasis by gaining a first down with a 12-yard run right after Oregon called its final timeout.

"We knew everything they were going to do, with their blitzes," Pryor said. "I just wanted to come out and show I can be a complete quarterback."

LeGarrette Blount scored an early touchdown for the Ducks, but the once-suspended tailback also fumbled out of the end zone in the third quarter, ending a potential scoring drive.

Blount made an impressive 3-yard scoring run on his first play in the second quarter, clambering over three defenders and knocking off Buckeyes captain Doug Worthington's helmet before stretching the ball over the goal line.

The cheers Blount received on the way on and off the field highlighted a tumultuous season for the bruising tailback, who was suspended for eight games after punching a Boise State player in frustration after the Ducks' season-opening loss.

Ohio State marched 19 plays for a short field goal 1:05 before halftime, and

Ross Homan's 20-yard interception return moments later put the Buckeyes in position for long-injured kicker Aaron Pettrey's 45-yard field goal at the gun, putting the Buckeyes up 16-10.

Barner's big kickoff return to open the second half set up a 38-yard scoring drive finished by Masoli's keeper. Ohio State went back ahead with its fourth field goal before Blount and Pryor traded turnovers.

The crowd appeared to be an even split between scarlet-clad Buckeyes faithful and yellow-and-green Oregon fans who reveled in the postcard-perfect weather in Arroyo Seco well before kickoff. When dusk fell early in the fourth quarter, the nearby mountains lit up with a surreal red-orange glow, setting off hundreds of camera flashes in the crowd.

Ohio State	10	6	3	7	26	Record: (11-2, 7-1)
Oregon	0	10	7	0	17	Record: (10-3, 8-1)

1st	11:37	TOSU	Saine, B. 13 yd pass from Pryor, T. (Pettrey, Aaron kick), 10-74 3:23, TOSU 7 - ORE 0
	00:34	TOSU	Barclay, Devin 19 yd field goal, 5-48 2:44, TOSU 10 - ORE 0
2nd	14:24	ORE	Flint, Morgan 24 yd field goal, 6-52 1:05, TOSU 10 - ORE 3
	09:14	ORE	Blount, L. 3 yd run (Flint, Morgan kick), 8-30 2:56, TOSU 10 - ORE 10
	01:05	TOSU	Barclay, Devin 30 yd field goal, 19-67 8:03, TOSU 13 - ORE 10
	00:00	TOSU	Pettrey, Aaron 45 yd field goal, 5-18 0:25, TOSU 16 - ORE 10
3rd	11:03	ORE	Masoli, J. 1 yd run (Flint, Morgan kick), 12-53 3:49, TOSU 16 - ORE 17
	06:36	TOSU	Barclay, Devin 38 yd field goal, 11-59 4:21, TOSU 19 - ORE 17
4th	07:02	TOSU	Posey, D. 17 yd pass from Pryor, T. (Pettrey, A. kick), 13-81 6:01, TOSU 26 - ORE 17

RUSHING: Ohio State-Pryor, Terrelle 20-72; Saine, Brandon 14-45; Herron, Dan 14-42; TEAM 3-minus 6. Oregon-James, L. 15-70; Barner, Kenjon 7-64; Blount, L. 5-36; Masoli, J. 6-9.

PASSING: Ohio State-Pryor, Terrelle 23-37-1-266; TEAM 0-1-0-0. Oregon-Masoli, J. 9-20-1-81.

RECEIVING: Ohio State-Sanzenbacher, D 9-64; Posey, DeVier 8-101; Herron, Dan 3-18; Saine, Brandon 2-59; Ballard, Jake 1-24. Oregon-James, L. 4-25; Tuinei, L. 2-30; Barner, Kenjon 1-13; Maehl, Jeff 1-10; Davis, D.J. 1-3.

INTERCEPTIONS: Ohio State-Homan, Ross 1-20. Oregon-Boyettt, John 1-5.

FUMBLES: Ohio State-TEAM 1-0. Oregon-Blount, L. 1-1.

SACKS (UA-A): Ohio State-Heyward, C 1-0. Oregon-Rowe, Kenny 3-0; Matthews, Casey 0-1; Paysinger, S. 0-1.

TACKLES (UA-A): Ohio State-Homan, Ross 8-4; Russell, A 6-0; Coleman, Kurt 4-0; Gibson, T 4-0; Heyward, C 3-1; Rolle, Brian 3-0; Torrence, Devon 2-0; Wood, Jamie 2-0; Worthington, D 2-0; Larimore, D 2-0; Denlinger, Todd 1-1; Wilson, L 0-2; Hines, Jermale 1-0; Johnson, Orhian 1-0; Herron, Dan 1-0; Saine, Brandon 1-0; Simon, John 0-1; Williams, N 0-1. Oregon-Boyettt, John 10-2; Ward, T.J. 6-4; Paysinger, S. 7-2; Matthews, Casey 5-4; Rowe, Kenny 5-2; Johnson, Marvin 4-1; Pleasant, Eddie 4-0; Ferras, Blake 3-1; Jackson, Tal. 2-2; Harris, Cliff 3-0; Gildon, Anthony 2-0; Bair, Brandon 2-0; Clay, Michael 1-1; Turner, Terrell 1-1; Lewis, Javes 1-0; Holmes, Jordan 1-0; Toeaina, Simi 1-0; Butterfield, B. 1-0; Alonso, Kiko 1-0; Barner, Kenjon 1-0; Clark, Zac 0-1; Tukuafu, Will 0-1.

TEAM STATISTICS	OSU	ORE
FIRST DOWNS	26	12
RUSHES-YARDS (NET)	51-153	33-179
PASSING YDS (NET)	266	81
Passes Att-Comp-Int	38-23-1	20-9-1
TOTAL OFFENSE PLAYS-YARDS	89-419	53-260
Fumble Returns-Yards	0-0	0-0
Punt Returns-Yards	2-0	1-28
Kickoff Returns-Yards	4-58	6-171
Interception Returns-Yards	1-20	1-5
Punts (Number-Avg)	3-43.7	4-43.2
Fumbles-Lost	1-0	1-1
Penalties-Yards	5-39	7-59
Possession Time	41:37	18:23
Third-Down Conversions	11 of 21	2 of 11
Fourth-Down Conversions	1 of 1	2 of 2
Red-Zone Scores-Chances	5-5	3-4
Sacks By: Number-Yards	1-9	4-19



2008 HOLIDAY BOWL

Oregon 42, Oklahoma State 31
Dec. 30, 2008
San Diego, Calif.
Attendance: 59,106

SAN DIEGO (AP) -- Jeremiah Masoli and Oregon were a perfect fit for the high-scoring Holiday Bowl.

Masoli ran through and over Oklahoma State's defense for three touchdowns and threw for another to lead the No. 17

Ducks to a 42-31 win over the No. 13 Cowboys in a wild, record-setting Holiday Bowl on Tuesday night.

Masoli, a junior college transfer, quickly moved up from No. 3 on the depth chart this season due to injuries. He was recruited because coach Mike Bellotti thought he'd be a great passer, then proved to be quite the runner.

"He's a tough son of a gun," Bellotti said. "He's faster than most people think and he's stronger and more difficult to take down. And he ran over and around and through people today."

Masoli scored on option keepers of 1, 41 and 17 yards in the third quarter, then threw a 20-yard scoring pass to Jaison Williams in the fourth quarter. Masoli ran over OSU free safety Quinton Moore on his 41-yard jaunt.

There were big runs, big passes and big hits in a game showcasing two of the nation's most prolific offenses, both of which feature the spread option led by running QBs. Oregon gained 565 yards and OSU had 469.

Oregon finished 10-3, the fourth time it's had double-digit wins in Bellotti's 14 seasons as coach. Oklahoma State finished 9-4 under Mike Gundy, the winning quarterback for Oklahoma State in the 1988 Holiday Bowl.

The Holiday Bowl has a history of wild finishes, and this one had five lead changes in the second half.

Oregon's LeGarrette Blount put an exclamation point on the victory with a 29-yard touchdown run during which he hurdled Moore and stiff-armed cornerback Perrish Cox with 3 minutes to play.

With the Ducks trailing 17-7, Walter Thurmond returned the second-half kickoff 91 yards to the 3. Masoli scored his first TD two plays later.

"It gave us a lot of juice and momentum," Masoli said. "We made our adjustments and came back on fire."

Masoli said the Ducks adjusted to the Cowboys' coverage, changed their blocking assignments "and that's what opened it up."

Masoli gained 106 yards on 16 carries. He completed 18 of 32 passes for 258 yards. Oregon's Jeremiah Johnson ran 12 times for 119 yards, including a 76-yard TD that eclipsed one of Barry Sanders' Holiday Bowl records.

Blount's 74 yards on seven carries gave him 1,002 yards for the season. He and Johnson became the second duo in school history to each have 1,000 or more yards. Johnson finished with 1,201 yards.

"They were much more physical than us in the second half," Gundy said. "We were not able to overcome that."

Oregon and Oklahoma State each erased records from that Holiday Bowl 20 years ago, when Sanders, the Heisman Trophy winner, ran for 222 yards and five TDs in a 62-14 romp over Wyoming.

Johnson's 76-yard touchdown run in the first quarter eclipsed Sanders' 67-yard TD in 1988 as the longest run from scrimmage in the Holiday Bowl. Johnson took an inside handoff and seemed bottled up, but worked his way to the left sideline, where he picked up three blocks on his way to the end zone.

Oklahoma State wide receiver Dez Bryant set Holiday Bowl records with 13 catches for 167 yards, among them a 33-yard TD that gave the Cowboys a 10-0 lead in the first quarter. The 13 catches were a career high for Bryant, who twice was forced out of the game with a knee injury.

The old Holiday Bowl records were 11 catches by BYU's David Mills in 1984 and Texas' Roy Williams in 2001, and 163 yards by Oklahoma State's Hart Lee Dykes in 1988.

"We lose some when Dez is not in there," Gundy said. "But we have some players who we expect to step up and make plays. ... We just weren't effective enough running the ball in the second half. They were more physical than us."

Bryant said the outcome "probably would have been different" if he hadn't been injured.

Oklahoma State quarterback Zac Robinson took a few big hits yet threw for

329 yards, completing 27 of 50 passes, and ran 16 times for 54 yards and a score.

Oregon trailed 17-7 at halftime but came back on Masoli's first two scoring runs to go ahead 21-17 by midway through the third quarter.

Oklahoma State's Kendall Hunter answered with his second TD of the game, from 4 yards, before Masoli scored again. The Cowboys took their last lead, 31-28, when Robinson scored on a 1-yard run early in the fourth quarter. Masoli's TD pass to Williams gave the Ducks the lead for good, 35-31.

The Ducks dedicated the win to Todd Doxey, a redshirt freshman from San Diego who drowned last summer in Oregon's McKenzie River.

"We talked about being here to start the season with a funeral and being here at the end to honor his memory the best way we could, which was to play well and win the football game," Bellotti said. "I think Todd is with us here today."

Oklahoma State	17	0	7	7	31	Record: (9-4)
Oregon	7	0	21	14	42	Record: (10-3)

1st	10:54	OKST	Bailey, Dan	45 yd field goal, 10-52 4:06, OKST 3 - ORE 0
	04:09	OKST	Bryant, D.	33 yd pass from Robinson, Z. (Bailey kick), 11-99 4:37, OKST 10 - ORE 0
	03:51	ORE	Johnson, J.	76 yd run (Flint, Morgan kick), 1-76 0:18, OKST 10 - ORE 7
	01:03	OKST	Hunter, Kendall	3 yd run (Bailey, Dan kick), 6-48 2:48, OKST 17 - ORE 7
3rd	14:15	ORE	Masoli, J.	1 yd run (Flint, Morgan kick), 2-3 0:45, OKST 17 - ORE 14
	08:02	ORE	Masoli, J.	41 yd run (Flint, Morgan kick), 1-41 0:10, OKST 17 - ORE 21
	05:08	OKST	Hunter, Kendall	4 yd run (Bailey, Dan kick), 7-63 2:54, OKST 24 - ORE 21
	00:21	ORE	Masoli, J.	17 yd run (Flint, Morgan kick), 5-70 1:05, OKST 24 - ORE 28
4th	12:13	OKST	Robinson, Zac	1 yd run (Bailey, Dan kick), 7-75 3:08, OKST 31 - ORE 28
	10:26	ORE	Williams, J.	20 yd pass from Masoli, J. (Flint kick), 6-79 1:47, OKST 31 - ORE 35
	03:01	ORE	Blount, L.	29 yd run (Flint, Morgan kick), 4-43 1:32, OKST 31 - ORE 42

RUSHING: Oklahoma State-Robinson, Z. 16-54; Hunter, K. 13-37; Toston, K. 8-28. Oregon-Johnson, J. 12-119; Masoli, J. 16-106; Blount, L. 7-74; Holland, J. 1-8; Crenshaw, A. 1-3; Scott, T. 1-2; TEAM 1-minus 1; Maehl, J. 1-minus 4.

PASSING: Oklahoma State-Robinson, Z. 27-50-2-329; Bowling, B. 1-1-0-21. Oregon-Masoli, J. 18-32-1-258.

RECEIVING: Oklahoma State-Bryant, D. 13-167; Pettigrew, B. 6-51; Davis, D. 3-66; Hunter, K. 2-12; Toston, K. 2-5; Bowling, B. 1-28; Robinson, Z. 1-21. Oregon-Scott, T. 8-125; Williams, J. 3-52; Holland, J. 2-45; Dickson, E. 2-29; Maehl, J. 2-1; Johnson, J. 1-6.

INTERCEPTIONS: Oklahoma State-Cox, P. 1-0. Oregon-Byrd, J. 1-39; Thurmond, W. 1-0.

FUMBLES: Oklahoma State-None. Oregon-Maehl, J. 1-1; Thurmond, W. 1-0.

SACKS (UA-A): Oklahoma State-Lavine, P. 1-0; Tea, T. 1-0. Oregon-Tukuafu, W. 0-1; Harris, R. 1-0; Linehan, C. 0-1.

TACKLES (UA-A): Oklahoma State-Moore, Q. 7-2; Sexton, A. 6-2; Lavine, P. 6-1; Lacey, J. 5-1; Lemon, O. 2-4; Price, R. 4-1; Johnson, V. 3-1; Burton, D. 1-3; Blatnick, J. 2-1; Price, J. 2-1; Tea, T. 1-1; Chatham, J. 1-1; Thomas, J. 1-0; Clements, S. 1-0; Okung, R. 1-0; Sokolosky, T. 1-0; Miller, S. 0-1; Cooper, J. 0-1; Booker, D. 0-1. Oregon-Chung, P. 6-4; Byrd, J. 6-3; PAYSINGER, S. 6-3; Matthews, C. 3-6; Ward, T.J. 3-5; Tukuafu, W. 5-2; Thurmond, W. 5-0; Harris, R. 2-3; Boyd, J. 2-3; Linehan, C. 0-4; Reed, N. 1-2; Embry, G. 2-0; Celotto, T. 1-1; Pleasant, E. 1-0; Showalter, R. 1-0; Evensen, M. 1-0; Bair, B. 1-0; Glasper, W. 1-0; Lewis, J. 1-0; Maehl, J. 1-0.

TEAM STATISTICS	OKST	ORE
FIRST DOWNS	27	22
RUSHES-YARDS (NET)	37-119	40-307
PASSING YDS (NET)	350	258
Passes Att-Comp-Int	51-28-2	32-18-1
TOTAL OFFENSE PLAYS-YARDS	88-469	72-565
Fumble Returns-Yards	1-4	0-0
Punt Returns-Yards	0-0	3-34
Kickoff Returns-Yards	6-107	6-201
Interception Returns-Yards	1-0	2-39
Punts (Number-Avg)	5-35.6	2-33.0
Fumbles-Lost	0-0	2-1
Penalties-Yards	5-41	3-35
Possession Time	36:26	23:34
Third-Down Conversions	4 of 15	6 of 13
Fourth-Down Conversions	1 of 3	1 of 3
Red-Zone Scores-Chances	3-4	3-5
Sacks By: Number-Yards	2-19	2-8



2007 SUN BOWL
Oregon 56, South Florida 21
Dec. 31, 2007
El Paso, Texas
Attendance: 49,867

EL PASO, Texas (AP) -- Jonathan Stewart set a Sun Bowl record with a career-high 253 yards rushing and Justin Roper threw four touchdown passes in his first start as Oregon beat South Florida 56-21.

The Ducks (9-4) scored 28 straight points in the third quarter to snap a four-game postseason losing streak, their first bowl win since beating Colorado 38-16 in the Fiesta Bowl after the 2001 season.

Oregon made it look easy against the Bulls (9-4), who boasted one of the nation's better defenses. Credit the steady play by Roper, a redshirt freshman, and Stewart, as smooth a runner as you'll find.

The Ducks won for the first time since losing quarterback Dennis Dixon to a knee injury in November, snapping a three-game losing streak that killed their national title hopes. How easy was it for the Ducks? They won a matchup of teams that'd been ranked No. 2 in the nation earlier this season handily, despite setting a Sun Bowl record with 138 penalty yards.

Roper started the scoring avalanche with a 14-yard TD strike to Jaison Williams and added a 15-yard scoring pass to Ed Dickson.

On the next play from scrimmage, Walter Thurmond stepped in front of a pass by South Florida's Matt Grothe and returned it 25 yards for another TD, giving the Ducks a 39-14 lead midway through the third.

But these hard-hitting Quackers weren't finished. Grothe had another interception on the ensuing possession, the first of two for Oregon's Jairus Byrd, setting up Roper's 8-yard TD pass to Stewart.

On that drive, Stewart got free on a 16-yard gain, breaking the previous Sun Bowl record of 197 yards rushing set in 1977 by LSU's Charles Alexander in a 24-14 loss to Stanford.

Just like that, Oregon's 18-14 halftime lead had swelled to 46-14.

For good measure, Matt Evensen added a 30-yard field goal early in the fourth quarter and defensive end Michael DiVincenzo returned an interception for a touchdown with 3:23 remaining.

Roper opened the season fifth on the depth chart and ran the scout team until a series of quarterback injuries - none more devastating than the loss of Dixon, a Heisman Trophy hopeful - reshaped the Oregon roster.

Coach Mike Bellotti gave Roper the start over Cody Kempt, another redshirt freshman. Roper responded by tying a Sun Bowl record with four TD passes and finished 17-of-30 for 180 yards passing with no interceptions.

Stewart was just as impressive. He broke a 71-yard TD run late in the second quarter, greeted by an enormous hole off left tackle as he raced untouched to the end zone to give the Ducks an 18-11 lead.

Stewart kept the momentum going after the break. His 41-yard run on Oregon's first drive of the second half set up Roper's second TD pass for a 25-14 lead, and he logged the ninth-best rushing effort in a bowl game.

There was no sign of the turf toe injury that slowed Stewart earlier this season, when Oregon dropped from the national title chase.

South Florida, which reached No. 2 in the country in just its 11th season playing football, missed a chance to win 10 games for the first time.

Grothe left late in the third after being tackled while scrambling.

The 49,867 fans were treated to lots of penalty flags. The teams combined to break the Sun Bowl record for total penalty yardage - 202 penalty yards - and it wasn't even halftime when the old mark fell.

South Florida	0	14	0	7	21
Oregon	8	10	28	10	56

- ORE — Strong, G. 7 yd pass from Roper, J. (Evensen, M. rush), 6:28, 1st
- USF — Alvarado, Delbe 29 yd field goal, 14:49, 2nd
- ORE — Evensen 39 yd field goal, 12:08, 2nd
- USF — Johnson, T. 21 yd pass from Grothe, M. (Hill, C. pass from Grothe), 7:04, 2nd
- ORE — Stewart, J. 71 yd run (Evensen kick), 3:17, 2nd
- USF — Alvarado 35 yd field goal, 0:00, 2nd
- ORE — Williams, J. 14 yd pass from Roper (Evensen kick), 10:17, 3rd
- ORE — Dickson, Ed 15 yd pass from Roper (Evensen kick), 7:35, 3rd
- ORE — Thurmond, W. 25 yd interception return (Evensen kick), 7:25, 3rd
- ORE — Stewart 8 yd pass from Roper (Evensen kick), 4:05, 3rd
- ORE — Evensen 30 yd field goal, 12:14, 4th
- USF — Allen, N. 11 yd pass from Gregory, G. (Alvarado kick), 6:34, 4th
- ORE — DiVincenzo, M. 15 yd interception return (Padilla, D. kick), 3:23, 4th

INDIVIDUAL LEADERS

RUSHING: South Florida-Gregory, Grant 4-42; Grothe, Matt 14-40; Ford, Mike 6-8; Taylor, Jamar 1-7; Johnson, Taurus 1-2; Williams, Benja 4-2; Samuels, Aston 3-0; Team 1-minus 13. Oregon-Stewart, J. 23-253; Crenshaw, Andre 8-52; Kempt, Cody 2-23; Maehl, Jeffrey 1-20; Roper, Justin 3-10; Brown, Andiel 2-2; Dickson, Ed 1-0; Alston, Remene 2-0; Team 1-minus 7.

PASSING: South Florida-Grothe, Matt 18-35-2-197; Gregory, Grant 6-11-2-39; Severino, Antho 0-1-0-0. Oregon-Roper, Justin 17-30-0-180.

RECEIVING: South Florida-Johnson, Taurus 4-51; Hester, Jessie 4-41; Edwards, Marcus 3-30; Hill, Cedric 3-28; Love, A.J. 2-12; Williams, Benja 2-minus 1; Bogan, Dontavia 1-27; Okolie, Quincy 1-19; Allen, Nate 1-11; Jackson, Amari 1-9; Denson, Courtne 1-6; Samuels, Aston 1-3. Oregon-Williams, J. 4-40; Strong, Garren 3-36; Maehl, Jeffrey 3-2; Stewart, J. 2-29; Dickson, Ed 2-16; Jones, Derrick 1-29; Pflugrad, Aaron 1-23; Crenshaw, Andre 1-5.

TEAM STATISTICS

	USF	ORE
FIRST DOWNS	25	25
RUSHES-YARDS (NET)	34-88	43-353
PASSING YDS (NET)	236	180
Passes Att-Comp-Int	47-24-4	30-17-0
TOTAL OFFENSE PLAYS-YARDS	81-324	73-533
Fumble Returns-Yards	0-0	0-0
Punt Returns-Yards	2-24	1-26
Kickoff Returns-Yards	2-53	3-89
Interception Returns-Yards	0-0	4-49
Punts (Number-Avg)	6-44.2	4-47.5
Fumbles-Lost	2-1	3-1
Penalties-Yards	8-64	13-138
Possession Time	34:43	25:17
Third-Down Conversions	4 of 14	8 of 14





2006 LAS VEGAS BOWL

BYU 38, Oregon 8
Dec. 21, 2006
Las Vegas, Nev.
Attendance: 42,075

John Beck passed for 375 yards and two touchdowns and Curtis Brown ran for 120 yards and two TDs, leading No. 19 BYU to its tenth straight win to end the year. Jonny Harline, voted MVP after the game, caught nine passes for 181 yards and Justin Rob-

inson intercepted two passes for BYU (11-2), which shut out the Ducks (7-6) through three quarters.

Oregon lost its fourth in a row and was never close after BYU scored 17 points in the second quarter. The Ducks had just 120 yards of offense through three quarters and didn't score until Brian Paysinger caught a 47-yard pass from Dennis Dixon with 10:27 left in the game. The Ducks added a two-point conversion, but that still only cut the lead to 31-8.

BYU recovered the ensuing inside kick and scored 1:13 later on a 17-yard pass from Beck to Manase Tonga. Beck also ran for a 13-yard score that put BYU ahead 31-0 early in the fourth quarter.

The Ducks allowed two sacks on their first series and Brady Leaf and Dixon combined to throw for 166 yards. Both threw an interception and Oregon finished with 260 yards of offense and lost its fourth straight bowl game.

The teams played in front of the largest crowd in stadium history, breaking the previous high of 42,075 fans for UNLV's game against Wisconsin in 2002.

Beck opened the game slowly, but had four passes in the hands of his receivers that were dropped. Beck started focusing more on Harline and it paid off with a field goal and two touchdowns in the second quarter.

They connected on a 41-yard pass in the second quarter that put BYU ahead 17-0, then Brown scored on a 4-yard run just before halftime and BYU led 24-0.

After getting stuck at their own 2 on a punt, Beck completed a 17-yard pass to Harline on first down to get the Cougars out of trouble quickly. BYU drove for Jared McLaughlin's 24-yard field goal that put the Cougars up 3-0, then BYU drove 71 yards on its next possession for another score.

BYU	0	17	7	14	—	38	(Coach Bronco Mendenhall)
Oregon	0	0	0	8	—	8	(Coach Mike Bellotti)

- BYU — Jar McLaughlin 24 field goal, 13:25, 2nd
- BYU — Curtis Brown 6 run (McLaughlin kick), 6:57, 2nd
- BYU — Jonny Harline 41 pass from John Beck (McLaughlin kick), 1:50, 2nd
- BYU — Brown 4 run (McLaughlin kick), 3:42, 3rd
- BYU — Beck 13 run (McLaughlin kick), 11:29, 4th
- OU — B. Paysinger 47 pass from Dennis Dixon (J. Johnson rush), 10:27, 4th
- BYU — Tonga 17 pass from Beck (McLaughlin kick), 9:14, 4th

INDIVIDUAL LEADERS

RUSHING: (BYU) Brown 17-120, Beck 6-26, Tonga 4-21, Meikle 2-3, Vakapuna 2-3. (OU) Dixon 10-51, Johnson 6-41, Stewart 7-21, Leaf 7-minus 19.

PASSING: (BYU) Beck 28-46-2-375, Team 0-1-0-0. (OU) Dixon 10-20-1-122, Leaf 6-14-1-44.

RECEIVING: (BYU) Harline 9-181, Brown 7-55, Tonga 4-52, Jacobson 2-26, Reed 2-14, Collie 2-10, Allen 1-34, Vakapuna 1-3. (OU) Kent 5-33, Johnson 3-25, Dickson 2-20, Paysinger 1-47, Rosario 1-12, Stewart 1-9, Strong 1-8, Finley 1-7, Colvin 1-5.

TEAM STATISTICS

	BYU	OU
First Downs	30	14
Rushes-Yards	31-173	30-94
Passes	47-28-2	34-16-2
Passing Yards	375	166
Total Offense	548	260
Punting	4-43.2	7-39.4
Fumbles-Lost	1-0	2-0
Penalties	7-70	8-75
Time of Possession	34:24	25:36



2005 HOLIDAY BOWL

Oklahoma 17, Oregon 14
Dec. 29, 2005
San Diego, Calif.
Attendance: 65,416

An Oklahoma interception deep in its own territory with just over 30 seconds left to play put an end to an Oregon comeback and preserved the Sooners' Holiday Bowl win. Sophomore quarterback Brady Leaf came off the bench midway through the

fourth quarter to rally the Ducks from a 17-7 deficit, completing a 3-yard touchdown pass to tight end Tim Day with 3:30 remaining in the game to pull Oregon within striking distance.

Trailing by only three points, the Ducks' defense held the Big 12 Conference South Division runners-up to three plays and a punt while taking over control of the football on its own 22-yard line with 3:04 left on the clock. Completions of six and 37 yards to running back Terrence Whitehead and a 19-yard pass to freshman running back Jeremiah Johnson positioned Oregon with a chance for its first win over the Sooners in six tries. But rather than play for a game-tying field goal, Leaf's pass to Demetrius Williams inside the Oklahoma 10-yard line couldn't elude linebacker Clint Ingram's leap as Oregon fell short in the post-season for the third straight time.

After struggling in two first-half drives and a third to start the second half, Leaf rebounded to complete 11 of 18 passes for 118 yards in the final 7:13 of the game. In addition, the Oregon defense, led by senior linebacker Anthony Trucks, held the Sooners to only 42 yards of total offense in the final quarter. Trucks completed his career with a game-high 14 tackles, along with one fumble recovery as well as a forced fumble, to be awarded the bowl's defensive player of the game.

But it was a sluggish third quarter that put the Ducks in a bind as Oklahoma controlled the football for just over 10 minutes of the period and capped two of its four drives with touchdowns.

Oregon opened the game strong as starting quarterback Dennis Dixon accounted for 72 of its 116 total yards from the game's first two drives, yet the Ducks could convert the prosperity into only seven points en route to a 7-3 half-time advantage. Dixon completed eight of 12 passes for 89 yards in the opening 15 minutes.

Oregon	7	0	0	7	—	14	(Coach Mike Bellotti)
Oklahoma	3	0	14	0	—	17	(Coach Bob Stoops)

- OU — Garret Hartley 34 field goal, 8:04, 1st
- OU — Demetrius Williams 5 run (Paul Martinez kick), 2:58, 1st
- OU — J.D. Runnels 17 pass from Rhett Bomar (Hartley kick), 9:20, 3rd
- OU — Kejuan Jones 8 run (Hartley kick), 3:25, 3rd
- OU — Tim Day 3 pass from Brady Leaf (Martinez kick), 3:30, 4th

INDIVIDUAL LEADERS

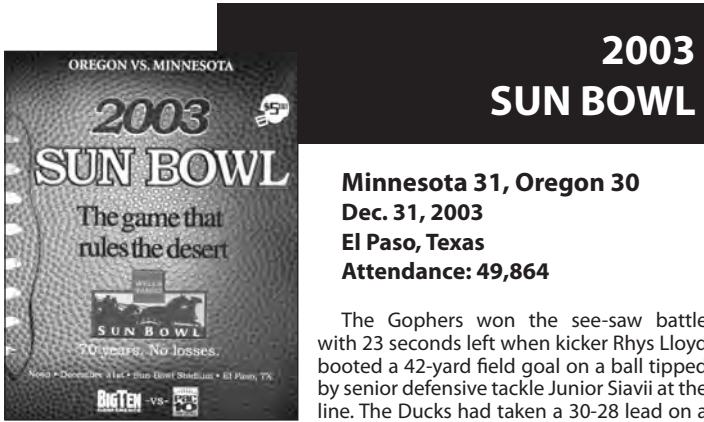
RUSHING: (OU) Whitehead, 12-43, Dragich 1-20, Stewart 2-6, D. Williams 1-5, Dixon 9-5, Strong 1-3, Johnson 1-1, Leaf 5-1. (OU) Peterson 23-84, Jones 7-30, Bomar 9-14, Patrick 1-4.

PASSING: (OU) Leaf 14-24-136-1. Dixon 11-19-107-0, Strong 0-1-0-0. (OU) Bomar 17-30-229-1.

RECEIVING: (OU) Finley 9-67, Whitehead 6-83, D. Williams 4-27, Day 3-14, Johnson 1-19, Paysinger 1-18, Rosario 1-15. (OU) Kelly 7-79, Iglesias 5-85, Johnson 2-32, Runnels 1-17, Peterson 1-8, Jones 1-8.

TEAM STATISTICS

	OU	OU
First Downs	17	19
Rushes-Yards	32-84	40-132
Passes	44-25-1	30-17-1
Passing Yards	243	229
Total Offense	327	361
Punting	8-45.1	7-37.9
Fumbles-Lost	1-0	2-1
Penalties	3-15	10-70
Time of Possession	31:23	28:37



2003 SUN BOWL

Minnesota 31, Oregon 30
Dec. 31, 2003
El Paso, Texas
Attendance: 49,864

The Gophers won the see-saw battle with 23 seconds left when kicker Rhys Lloyd booted a 42-yard field goal on a ball tipped by senior defensive tackle Junior Siavii at the line. The Ducks had taken a 30-28 lead on a 47-yard field goal by Jared Siegel with 4:16

to play before Minnesota (10-3) drove 55 yards on its ensuing possession to set up Lloyd's winner.

The Ducks used two of their timeouts in the final minute to give the offense and quarterback Kellen Clemens one last chance, but the sophomore starter was intercepted with 10 seconds remaining. Clemens ended with career highs in completions (32), attempts (42) and yards (363), as well as matching one Sun Bowl record with three touchdowns and claiming another pinnacle with a 76.2% completion percentage. Samie Parker ended as game MVP after the school's single-game record-holder broke bowl records for catches (16), yards (200) and touchdown catches (two).

Minnesota, which had ranked third nationally in rushing (293.2 avg.), dominated the ground stats with 241 yards on 55 carries. Laurence Maroney led ball-carriers with 15 carries for 135 yards and a TD for Minnesota, and Thomas Tapeh added three scores.

The game opened with a scoreless first quarter, but the teams combined for a bowl-record 31 points in the second period. Clemens opened the scoring with a 9-yard touchdown pass to Dante Rosario with less than a minute elapsed. Siegel hit a season-high three field goals (30, 32 and 47) to earn top special teams honors while Siavii was honored as the game's top lineman.

Minnesota	0	14	14	3	—	31	(Coach Glen Mason)
Oregon	0	17	7	6	—	30	(Coach Mike Bellotti)

- UO — Dante Rosario 9 run (Jared Siegel kick), 14:06, 2nd
- UM — Thomas Tapeh 1 run (Rhys Lloyd kick), 9:50, 2nd
- UO — Samie Parker 17 pass from Kellen Clemens, 8:45, 2nd
- UM — Tapeh 1 run (Lloyd kick), 1:11, 2nd
- UO — Siegel 30 FG, 0:00, 2nd
- UO — Tapeh 6 run (Lloyd kick), 8:38, 3rd
- UO — Parker 40 pass from Clemens (Siegel kick), 3:09, 3rd
- UM — Laurence Maroney 22 run (Lloyd kick), 0:14, 3rd
- UO — Siegel 32 FG, 9:36, 4th
- UO — Siegel 47 FG, 4:16, 4th
- UM — Lloyd 42 FG, 0:23, 4th

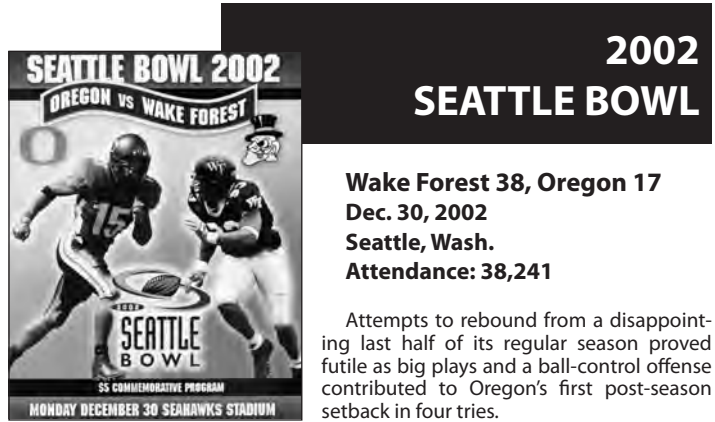
INDIVIDUAL LEADERS

RUSHING: (UM) Maroney 15-131, Tapeh 13-40, Barber 16-37. (UO) Whitehead 6-35, Washington 6-28.

PASSING: (UM) Abdul-Khaliq 12-21-0-172. (UO) Clemens 32-42-1-363, Fife 1-1-0-13.

RECEIVING: (UM) Hosack 6-107. (UO) Parker 16-200, Whitehead 5-42, Williams 4-49, Rosario 3-36, Day 3-31.

TEAM STATISTICS	UM	UO
First Downs	23	25
Rushes-Yards	55-241	24-77
Passes	21-12-0	44-33-1
Passing Yards	172	376
Total Offense	413	453
Punting	3-38.7	3-29.0
Fumbles-Lost	2-1	0-0
Penalties	3-19	5-40
Time of Possession	31:33	28:27



2002 SEATTLE BOWL

Wake Forest 38, Oregon 17
Dec. 30, 2002
Seattle, Wash.
Attendance: 38,241

Attempts to rebound from a disappointing last half of its regular season proved futile as big plays and a ball-control offense contributed to Oregon's first post-season setback in four tries.

After jumping onto the scoreboard first via a Jared Siegel field goal, the Ducks were unable to secure their second first down of the game until staring at a 14-3 deficit in Seahawks Stadium. Despite completing only nine passes, Wake Forest's offense took advantage of maintaining possession of the football for 34:34 while scoring on two of four plays longer than 30 yards to account for a second bowl win over Oregon in 11 years.

Redshirt freshman quarterback Kellen Clemens came off the bench to replace Jason Fife to open the second quarter — responding with his first touchdown pass as a collegian in his most extensive play to date — and helped the Ducks bounce back from an 18-point deficit.

A 43-yard Keenan Howry punt return, followed by the school's career receiving leader's 36-yard run, led to Matt Floberg's lone scoring run of the year to close the gap to 24-17 late in the third quarter. Yet the Oregon offense was unable to take advantage of the momentum as it was limited to only two more first downs the remainder of the afternoon.

Linebackers David Moretti and Kevin Mitchell led the defense with 17 and 15 tackles, respectively, while George Wrihster's five catches propelled him to the top of the school's list for most single-season catches by a tight end ever (41).

Wake Forest	7	14	10	7	—	38	(Coach: Jim Grobe)
Oregon	3	7	7	0	—	17	(Coach: Mike Bellotti)

- UO — Jared Siegel 45 FG, 12:25, 1st
- WF — Ovie Mughelli 1 run (Matt Wisnosky kick), 10:26, 1st
- WF — Jason Anderson 57 pass from James MacPherson (Wisnosky kick), 12:38, 2nd
- WF — MacPherson 1 run (Wisnosky kick), 2:40, 2nd
- UO — Samie Parker 7 pass from Kellen Clemens (Siegel kick), :26, 2nd
- WF — Wisnosky 43 FG, 9:37, 3rd
- UO — Matt Floberg 1 run (Siegel kick), 5:39, 3rd
- WF — Anderson 63 pass from MacPherson (Wisnosky kick), 2:02, 3rd
- WF — Chris Barclay 12 run (Wisnosky kick), 2:48, 4th

INDIVIDUAL LEADERS

RUSHING: (WF) Barclay 19-82, Davis 9-65, Williams 16-53. (UO) Smith 18-62, Howry 1-36.

PASSING: (WF) MacPherson 9-16-0-241. (UO) Clemens 19-31-0-161, Fife 1-10-0-4.

RECEIVING: (WF) Anderson 3-157, Landfried 3-45, Davis 2-27. (UO) Howry 5-50, Wrihster 5-34, Parker 4-43, Floberg 2-21, Willis 2-16.

TEAM STATISTICS	WF	UO
First Downs	23	13
Rushes-Yards	256	125
Passes	16-9-0	41-20-0
Passing Yards	241	165
Total Offense	497	290
Punting	5-48.4	6-50.2
Fumbles-Lost	3-0	1-1
Penalties	3-15	2-10
Time of Possession	34:34	25:26



2002 FIESTA BOWL

Oregon 38, Colorado 16
Jan. 1, 2002
Tempe, Ariz.
Attendance: 74,118

Joey Harrington threw for four touchdowns and Steve Smith intercepted a bowl-record three passes as No. 2 Oregon pounded No. 3 Colorado in the 31st Fiesta Bowl.

Heisman Trophy finalist Harrington became the first Pac-10 quarterback to lead his

team to three bowl wins, and ended his career third at Oregon in passing yards (6,911) and touchdowns (59).

After a first-quarter Buffalo touchdown, the Ducks scored 38 consecutive points. The game's offensive MVP led the charge with a 28-yard scoring strike to Keenan Howry and a season-long 79-yard TD pass to Samie Parker on subsequent drives. The latter marked Oregon's longest scoring play in bowl history and tied for the longest pass in Fiesta Bowl history. On the ground, Maurice Morris brought the crowd to its feet in the second half with a dazzling 49-yard touchdown scamper though a half-dozen would-be tacklers, as he rolled off the back of another. His 89 rushing yards at game's end also made him the first back in Oregon history to run for 1,000 yards in consecutive seasons (1,049). Freshman kicker Jared Siegel also booted a career-long 47-yard field goal early in the fourth quarter.

Colorado tried its luck in the air in the second half, and salvaged a couple of late scores to avoid the biggest defeat in Fiesta Bowl history. The Duck defense held the Buffalo rushers to a combined 49 yards — far below their previous 228.5 avg. that ranked eighth nationally. Wesly Mallard and Dave Moretti led the Duck defenders with 13 and 11 tackles, respectively, while Smith earned the game's top defensive award.

Oregon	7	14	7	10	—	38	(Coach: Mike Bellotti)
Colorado	7	0	0	9	—	16	(Coach: Gary Barnett)

- CU — Brandon Drumm 1 run (Brougham kick), 6:26, 1st
- UO — Keenan Howry 28 pass from Joey Harrington (Siegel kick), 3:48, 1st
- UO — Samie Parker 79 pass from Harrington (Siegel kick), 3:13, 2nd
- UO — Onterio Smith 6 pass from Harrington (Siegel kick), 2:29, 2nd
- UO — Maurice Morris 49 run (Siegel kick), 12:33, 3rd
- UO — Siegel 47 FG, 12:03, 4th
- UO — Justin Peelle 4 pass from Harrington (Siegel kick), 9:38, 4th
- CU — Flores 39 FG, 5:47, 4th
- CU — Daniel Graham 4 pass from Craig Ochs (kick failed), :18, 4th

INDIVIDUAL LEADERS

RUSHING: (UO) Morris 11-89, O. Smith 14-51. (CU) Brown 9-30, Johnson 8-24, Purify 6-19.

PASSING: (UO) Harrington 28-42-1-350. (CU) Pesavento 11-27-2-139, Ochs 13-20-1-140.

RECEIVING: (UO) Parker 9-162, Willis 6-62, Peelle 5-66, Howry (UO) 3-33. (CU) McCoy 5-66, Johnson 3-50, Brunson 3-35, Graham 10-89.

TEAM STATISTICS	UO	CU
First Downs	20	22
Rushes-Yards	150	49
Passes	42-28-1	47-24-3
Passing Yards	350	279
Total Offense	500	328
Punting	5-36.2	5-40.8
Fumbles-Lost	0-0	1-0
Penalties	8-74	8-55
Time of Possession	31:05	28:55



2000 HOLIDAY BOWL

Oregon 35, Texas 30
Dec. 29, 2000
San Diego, Calif.
Attendance: 63,278

The Oregon defense limited Texas to only 88 yards total offense in the second half while denying the 12th-ranked Longhorns access to the end zone on their final three possessions of the game to cap the Ducks' first 10-win season in school history.

Quarterback Joey Harrington became only the third player in Holiday Bowl history to run, pass and be on the receiving end of a touchdown toss in the same game as he helped ignite Oregon's fourth-quarter comeback for the fifth time of the season. For his efforts, he was named offensive player of the game.

The Pac-10 co-champions relied on big plays to grab a 14-0 advantage in the opening 13 minutes, but were fortunate to trail by only 21-14 after a blocked punt with 1:11 remaining before the half. However defensive back Ryan Mitchell initiated the momentum swing with his team's second of four interceptions.

Tailback Maurice Morris knotted the score at 21-21 with his longest scoring reception of the season while Allan Amundson came off the bench to set up a go-ahead score with his longest run of his career (36 yards) to provide a brief edge.

After Texas returned the ensuing kickoff into the end zone, Oregon put together an eight-play, 68-yard drive for the winning tally but couldn't rest easy until the final pass fell incomplete in the end zone.

Cornerback Rashad Bauman halted one drive with an interception at the Ducks' 16-yard line with just over a minute remaining to play to go along with his six tackles to earn defensive player-of-the-game honors. Outside linebacker Garrett Sabol led all tacklers with 12 stops.

Texas	0	21	0	9	—	30	(Coach Mack Brown)
Oregon	14	0	7	14	—	35	(Coach Mike Bellotti)

- UO — Justin Peelle 1 pass from Joey Harrington (Frankel kick), 8:35, 1st
- UO — Harrington 18 pass from Keenan Howry (Frankel kick), 2:19, 1st
- UT — Hodges Mitchell 3 run (Stockton kick), 10:39, 2nd
- UT — Chris Simms 4 run (Stockton kick), 4:14, 2nd
- UT — Greg Brown 23 interception return (Stockton kick), 3:46, 2nd
- UO — Maurice Morris 55 pass from Harrington (Frankel kick), 12:32, 3rd
- UO — Harrington 9 run (Frankel kick), 9:43, 4th
- UT — Victor Ike 93 kickoff return (Stockton kick), 9:25, 4th
- UO — Jason Willis 4 run (Frankel kick), 5:46, 4th
- UT — Team safety


INDIVIDUAL LEADERS

RUSHING: (UT) Mitchell 17-41. (UO) Morris 26-82, Amundson 5-48.

PASSING: (UT) Simms 17-33-4-245. (UO) Harrington 19-30-1-273.

RECEIVING: (UT) Healy 5-98, Johnson 4-42. (UO) Morris 5-104, Howry 5-59, Peelle 4-48, Willis 3-33.

TEAM STATISTICS	UT	UO
First Downs	19	21
Rushes-Yards	31-54	40-129
Passes	33-17-4	32-20-1
Passing Yards	245	291
Total Offense	299	420
Punting	3-42.3	5-32.4
Fumbles-Lost	3-1	1-1
Penalties	6-55	6-50
Time of Possession	28:09	31:51



1999 SUN BOWL

Oregon 24, Minnesota 20
Dec. 31, 1999
El Paso, Texas
Attendance: 48,757

Joey Harrington completed a 10-yard scoring pass to Keenan Howry with only 1:32 remaining to play to lead Oregon to the Pac-10's lone post-season triumph in five tries.

No. 12 Minnesota grabbed a 20-17 advantage on the first play of the final period with its third touchdown pass of the afternoon before the Ducks came from behind in the closing minutes for the fourth time this season.

Harrington, who remained unbeaten in his fourth career start, waited until 7:28 remained on the clock before engineering Oregon's longest scoring drive of the season, capping a 12-play, 87-yard drive in 5:56 with his lone touchdown toss of the day. The Portland sophomore, who had previously run for a pair of scores, connected on four of five aerials on the decisive series, including a fourth-down strike for 23 yards to Tony Hartley to keep the drive alive.

Yet it wasn't until a Dietrich Moore quarterback sack and Saul Patu fumble recovery that the Ducks could breathe easier. The Ducks' defense limited the nation's 11th-ranked rushing offense to only 96 yards, while the Oregon offense wore down an opposition that tied for eighth in the country in scoring defense. Peter Sirmon led all Oregon defenders with 16 tackles while Moore and Matt Smith each took part in two quarterback sacks.

Michael Fletcher picked off one of two interceptions and added a 16-yard punt return to set up Oregon's 37-yard field goal.

Minnesota	7	0	6	7	—	20	(Coach Glen Mason)
Oregon	0	7	10	7	—	24	(Coach Mike Bellotti)

- UM — R. Johnson 1 pass from B. Cockerham (Nystrom kick), 3:52, 1st
- UO — Joey Harrington 5 run (Nathan Villegas kick), 1:11, 2nd
- UM — Arland Bruce 38 pass from Cockerham (kick failed), 12:42, 3rd
- UO — Harrington 1 run (Villegas kick), 8:04, 3rd
- UO — Villegas 37 FG, 3:11, 3rd
- UM — Johnson 7 pass from Cockerham (Nystrom kick), 14:56, 4th
- UO — Keenan Howry 10 pass from Harrington (Villegas kick), 1:32, 4th

INDIVIDUAL LEADERS

RUSHING: (UM) Hamner 20-64, Cockerham 12-26. (UO) Droughns 21-95, Ho-Ching 9-56.

PASSING: (UM) Cockerham 19-37-2-257. (UO) Harrington 20-43-0-232.

RECEIVING: (UM) Johnson 7-54, Leverson 6-126. (UO) Hartley 7-113, Howry 3-54.

TEAM STATISTICS	UM	UO
First Downs	19	22
Rushes-Yards	35-96	39-156
Passes	37-19-2	43-20-0
Passing Yards	257	232
Total Offense	353	388
Punting	7-46.1	8-40.6
Fumbles-Lost	1-1	2-1
Penalties	5-58	4-25
Time of Possession	24:35	35:25



1998 ALOHA BOWL

Colorado 51, Oregon 43
Dec. 25, 1998
Honolulu, Hawaii
Attendance: 38,803

Oregon's 22-point fourth-quarter rally was not enough to overcome a season-high six turnovers and opponent's big plays as it dropped its second post-season bid to the Buffaloes in four years.

Colorado returned the opening kickoff 93 yards for a score to pace a 17-point first-quarter outburst in a game that established a Pac-10 post-season record for most total points by two teams.

Trailing 44-14 midway through the third quarter, the Ducks converted four of their next five drives into touchdowns before a fourth-down pass from Akili Smith to Bobby Nero fell incomplete with only 2:19 remaining in the game. Smith capped a brilliant senior season by throwing for the fourth-highest single-game total in school history, earning the game's co-MVP honors. Tailback Derien Latimer, making only his fourth start of the year, tied an Aloha Bowl record by running for three scores as Oregon accumulated 308 yards total offense in the second half against a squad which ended the year ranked 13th in the country in total defense (296.0 avg.).

Smith struggled to complete only eight of 21 passes in the first half before returning to form to pinpoint 16 of 25 aerials for 290 yards in the final 30 minutes. Wide receivers Damon Griffin and Donald Haynes became the school's first tandem in two years to each accumulate better than 100 yards receiving.

The Ducks' defense played deceptively well, led by senior linebacker Chris Vandiver's 15 tackles. Colorado was limited to 130 yards of offense in the second half.

Colorado	17	20	7	7	—	51	(Coach Rick Neuheisel)
Oregon	0	14	7	22	—	43	(Coach Mike Bellotti)

- CU — Brian Kelly 93 kickoff return (Jeremy Aldrich kick), 14:43, 1st
- CU — Aldrich 48 FG, 6:36, 1st
- CU — Javon Green 5 pass from Mike Moschetti (Aldrich kick), 2:10, 1st
- UO — Derien Latimer 11 run (Nathan Villegas kick), 13:23, 2nd
- CU — Marcus Stiggers 58 pass from Moschetti (Aldrich kick), 12:19, 2nd
- CU — Aldrich 41 FG, 10:00, 2nd
- UO — Latimer 4 run (Villegas kick), 7:11, 2nd
- CU — Darrin Chiaverini 72 pass (Aldrich kick), 6:53, 2nd
- CU — Aldrich 23 FG, 00:02, 2nd
- CU — Damon Wheeler 52 fumble return (Aldrich kick), 10:39, 3rd
- UO — Jed Weaver 9 pass from Akili Smith (Villegas kick), 7:31, 3rd
- UO — Latimer 1 run (Villegas kick), 13:34, 4th
- CU — Daniel Graham 20 pass from Moschetti (Aldrich kick), 10:45, 4th
- UO — Smith 1 run (Villegas kick), 7:13, 4th
- UO — Donald Haynes 42 pass from Smith (Bobby Nero pass), 5:55, 4th

INDIVIDUAL LEADERS

RUSHING: (CU) Cherrington 10-92. (UO) Latimer 19-74.

PASSING: (CU) Moschetti 11-23-0-213. (UO) Smith 24-46-1-456.

RECEIVING: (CU) Chiaverini 3-96, Stiggers 3-81. (UO) Griffin 8-146, Haynes 7-148, Nero 3-63, Weaver 3-45.

TEAM STATISTICS	CU	UO
First Downs	13	27
Rushes-Yards	35-176	35-79
Passes	24-12-0	46-24-1
Passing Yards	221	456
Total Offense	397	535
Punting	6-51.5	4-48.3
Fumbles-Lost	3-1	5-5
Penalties	8-75	4-30
Time of Possession	26:42	33:18



1997 LAS VEGAS BOWL

Oregon 41, Air Force 13
Dec. 20, 1997
Las Vegas, Nev.
Attendance: 21,514

An explosive Oregon offense put together its most potent display of the year while a maligned defense stuffed the nation's ninth-best rushing attack to pace its first post-season triumph in eight years over 23rd-ranked Air Force.

The Ducks tallied touchdowns on their first two plays from scrimmage and ate up less than a minute off the clock on each of their five offensive touchdowns. Pat Johnson accounted for his first of two scores on a bomb from Akili Smith to open the barrage and Saladin McCullough rambled for his longest run as a collegian to help seize the early momentum.

Meanwhile, an inspired defense which came into the game yielding over 440 yards per game, dismantled the Falcons' option attack and limited them to a season-low 211 yards total offense. The Ducks' defenders were so dominating that they refused to allow the cadets to cross midfield until the second quarter and thwarted a second attempt into Oregon territory with a Jaiya Figueras interception.

Adding to the team victory was a blocked punt by true freshman Garrett Sabol midway through the second period, resulting in a Kevin Parker recovery in the end zone and a 19-0 Oregon lead. The victors accumulated 313 of their season-high 583 yards total offense during the game's first 30 minutes against a contingent ranked third in the country in scoring defense (12.4 avg.) and 10th in total defense (289.3 avg.)

Jason Maas came off the bench to throw for three touchdowns and scrambled for 28 yards that kept a drive alive before concluding with Tony Hartley's score 28 seconds before halftime.

Yet it was Johnson who was named the games most valuable player after accumulating 272 all-purpose yards.

Peter Sirmon ended the day with 11 tackles and Michael Fletcher added nine as the defenders limited Air Force to only three first downs and 92 yards total offense in the second half.

Oregon	13	13	8	7	—	41	(Coach Mike Bellotti)
Air Force	0	0	13	0	—	13	(Coach Fisher DeBerry)

- UO — Pat Johnson 69 pass from Akili Smith (Josh Frankel kick), 14:42, 1st
- UO — Saladin McCullough 76 run (kick failed), 12:54, 1st
- UO — Kevin Parker 0 punt return (kick failed), 8:33, 2nd
- UO — Tony Hartley 7 pass from Jason Maas (Joshua Smith kick), :28, 2nd
- AF — Blane Morgan 1 run (Alex Wright kick), 8:29, 3rd
- UO — Hartley 21 pass from Maas (Blake Spence pass), 4:55, 3rd
- AF — Bryce Fisher 45 fumble return (pass failed), :43, 3rd
- UO — Johnson 78 pass from Maas (J. Smith kick), 14:50, 4th

INDIVIDUAL LEADERS

RUSHING: (UO) McCullough 17-150, Maas 5-40, Latimer 5-30. (AF) Singleton 13-66.

PASSING: (UO) Maas 9-15-0-188, A. Smith 4-10-1-87. (AF) Morgan 6-19-1-59.

RECEIVING: (UO) Johnson 5-169, Hartley 3-35, Spence 2-59. (AF) Newman 2-29.

TEAM STATISTICS	UO	AF
First Downs	22	11
Rushes-Yards	43-266	41-152
Passes	30-16-1	21-6-1
Passing Yards	317	59
Total Offense	583	211
Punting	6-38.7	10-36.6
Fumbles-Lost	3-2	1-1
Penalties	19-166	7-57
Time of Possession	30:18	29:42



1996 COTTON BOWL

Colorado 38, Oregon 6
Jan. 1, 1996
Dallas, Texas
Attendance: 58,214

Oregon's inability to capitalize on some early scoring opportunities proved costly and the seventh-ranked Buffaloes were able to break the game open with a few big plays of their own in the third quarter as the Ducks again returned home empty from their second straight New Year's Day bowl appearance.

At times it appeared the Ducks almost had as much trouble navigating the unfavorable weather conditions as it did the Colorado defense, which held Oregon to 139 yards under its total offensive average, but that couldn't account for the five turnovers which directly led to a trio of Colorado touchdowns. No one miscue had a bigger effect on the game's outcome as a 95-yard interception return for a second-quarter score after junior quarterback Tony Graziani had driven the Ducks to the nine-yard line.

Pacific-10 Conference all-purpose running leader Ricky Whittle returned the opening kickoff 63 yards to the Colorado 26-yard line but the Ducks were unable to advance beyond the eight-yard line and were forced to settle for a Joshua Smith field goal. Moments later, linebacker Rich Ruhl picked off a John Hessler pass to present Oregon with another golden opportunity but another stalled drive resulted in the Ducks' 33-yard three-pointer.

Little was it known that 12th-ranked Oregon would be able to penetrate the 20-yard line only once more prior to the closing seconds of the contest.

The Ducks' defense proved to be up to the task against the nation's sixth-best offense, providing the offense with field position inside the midfield stripe two more times after taking a 6-0 lead and kept Oregon within striking distance at halftime. But a 19-point explosion in the third quarter in less than eight minutes proved to be too much to overcome.

Oregon's defenders were victimized by a 62-yard pass play and another 55-yard run to set up a pair of scores and account for almost half of Colorado's 313 offensive yards. Sophomore Kenny Wheaton added his fifth interception of the year and cornerback Ronnie Gipson recovered one fumble for a unit paced by Troy Bailey's and Brian Collins' seven tackles.

Oregon	6	0	0	0	—	6	(Coach Mike Bellotti)
Colorado	0	13	19	6	—	38	(Coach Rick Neuheisel)

- UO — Joshua Smith 25 FG, 12:53, 1st
- UO — Smith 33 FG, 8:33, 1st
- CU — John Hessler 1 run (Neil Voskeritchian kick), 14:56, 2nd
- CU — Marcus Washington 95 interception return, (kick failed), 6:31, 2nd
- CU — Matt Lepsis 2 pass from Hessler (Voskeritchian kick), 13:37, 3rd
- CU — Herchell Troutman 6 run (run failed), 8:40, 3rd
- CU — Phil Savoy 12 pass from Hessler (kick blocked), 5:42, 3rd
- CU — Ayyub Abdul-Rahmaan 5 run (kick blocked), 1:11, 4th

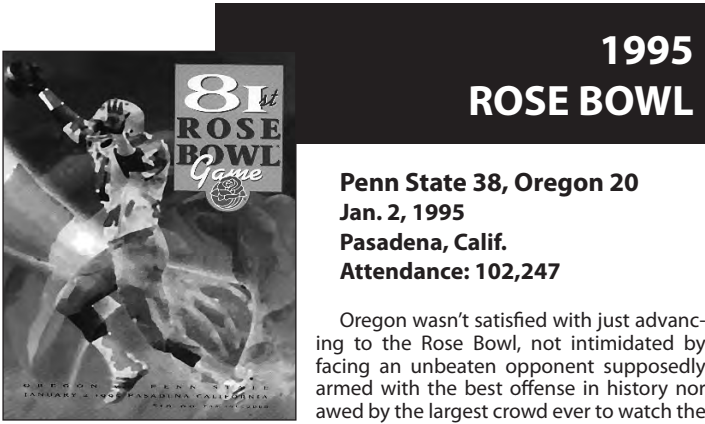
INDIVIDUAL LEADERS

RUSHING: (UO) Whittle 12-50, Parker 3-43. (CU) Troutman 13-100.

PASSING: (UO) Graziani 19-37-2-113. (CU) Hessler 11-26-2-115.

RECEIVING: (UO) Whittle 4-18, McLemore 3-26, Hodge 2-33. (CU) Kidd 2-73, Savoy 3-29.

TEAM STATISTICS	UO	CU
First Downs	16	16
Rushes-Yards	29-105	41-170
Passes	44-21-2	27-12-2
Passing Yards	162	143
Total Offense	267	313
Punting	5-38.4	4-28.5
Fumbles-Lost	4-3	2-1
Penalties	8-67	6-41
Time of Possession	30:01	29:59



1995 ROSE BOWL

Penn State 38, Oregon 20
Jan. 2, 1995
Pasadena, Calif.
Attendance: 102,247

Oregon wasn't satisfied with just advancing to the Rose Bowl, not intimidated by facing an unbeaten opponent supposedly armed with the best offense in history nor awed by the largest crowd ever to watch the Ducks play football. And, when it was over,

Oregon proved it truly belonged in Pasadena.

The Ducks represented its league for the first time in 37 years in the post-season game reserved for the champion and no Pacific-10 Conference sympathizer was embarrassed to have Oregon as its emissary. The Ducks' offense pushed second-ranked Penn State around for 501 yards and its defense lived up to its advance billing.

It was Oregon's resolve that was tested when All-America tailback Ki-Jana Carter streaked 83 yards on Penn State's first offensive play to saddle the Ducks with an early 7-0 deficit. It didn't take Oregon long to knot the score and senior quarterback Danny O'Neil's second touchdown pass of the day brought the Ducks back to a 14-14 stalemate following linebacker Reggie Jordan's interception of Penn State quarterback Kerry Collins.

Oregon's offense was not appreciably scuttled throughout the game. O'Neil contributed in some form to 13 Rose Bowl records, including individual marks for passes attempted and completed and yardage through the air.

Penn State led the nation in offense with a 520-yard average, but was held below that figure by Gang Green, the acronym for Oregon's aggressive defense. The Big Ten Conference champion scored all three second-half touchdowns after taking possession in Oregon territory.

O'Neil's record day resulted in tight end Josh Wilcox catching 11 passes and flanker Cristin McLemore 10 more.

Penn State	7	7	14	0	—	38	(Coach Joe Paterno)
Oregon	7	0	7	6	—	20	(Coach Rich Brooks)

- PSU — Ki-Jana Carter 83 run (Brett Conway kick), 10:50, 1st
- UO — Josh Wilcox 1 pass from Danny O'Neil (Matt Belden kick), 10:05, 1st
- PSU — Brian Milne 1 run (Conway kick), 1:26, 2nd
- UO — Cristin McLemore 17 pass from O'Neil (Belden kick), 4:54, 3rd
- PSU — Carter 17 run (Conway kick), 3:53, 3rd
- PSU — Carter 3 run (Conway kick), 2:01, 3rd
- PSU — Conway 43 FG, 5:43, 4th
- PSU — Jon Witman 9 run (Michael Barninger kick), 4:24, 4th
- UO — Ricky Whittle 3 run (pass failed), 2:44, 4th

INDIVIDUAL LEADERS

RUSHING: (PS) Carter 21-156, Milne 9-36. Whittle 12-45.

PASSING: (PS) Collins 19-30-1-200. (UO) O'Neil 41-61-2-456.

RECEIVING: (PS) Engram 5-52, Scott 4-41. (UO) Wilcox 11-135, McLemore 10-90.

TEAM STATISTICS	PSU	UO
First Downs	22	27
Rushes-Yards	39-228	31-45
Passes	31-20-1	61-41-2
Passing Yards	202	456
Total Offense	430	501
Punting	6-41.7	6-42.8
Fumbles-Lost	1-1	1-0
Penalties	5-37	6-52
Time of Possession	29:18	30:42



1992 INDEPENDENCE BOWL

Wake Forest 39, Oregon 35
Dec. 31, 1992
Shreveport, La.
Attendance: 31,337

Oregon's third consecutive post-season game went down to the wire, but Wake Forest wound up in the winner's photo on the strength of a fourth-quarter stretch run in the first-ever meeting between the intersec-

tional rivals.

The Ducks appeared to be clicking on all cylinders for the game's first 35 minutes, sprinting to a 29-10 advantage after Oregon's defense scored for the second time during the warm afternoon. The Demon Deacons had been victimized by five turnovers and the Ducks had taken full benefit.

Even though Wake Forest needed less than three minutes to post a 7-0 lead, Oregon scored 29 of the game's next 32 points, taking the lead when cornerback Herman O'Berry picked the pocket of tailback Ned Moultrie and dashed 24 yards for the score.

Oregon appeared to be cruising early in the second half. The Ducks realized no points from still another defensive gem by O'Berry, his seventh interception of the year, but cornerback Alex Molden duplicated it moments later and literally walked the eight yards to the end zone.

However, the shift in momentum after that was dramatic. Oregon's offense went dry and Wake Forest cruised to scores on four straight possessions to take control.

Quarterback Danny O'Neil hit 24 of 40 passes for 227 yards, but the Ducks managed just 112 yards rushing and not many after Sean Burwell's 40-yard scamper early in the game.

O'Berry was honored as the game's outstanding defensive player after two fumble recoveries and an interception. End Romeo Bandison also enjoyed an outstanding performance with two quarterback sacks and two other tackles for minus yardage among his six total tackles.

Oregon	13	9	7	6	—	35	(Coach Rich Brooks)
Wake Forest	7	3	14	15	—	39	(Coach Bill Dooley)

- WF — John Leach 1 run (Mike Green kick), 12:33, 1st
- UO — Sean Burwell 40 run (Tommy Thompson kick), 9:21, 1st
- UO — Herman O'Berry 24 fumble recovery (pass failed), 1:08, 1st
- WF — Green 38 FG, 11:01, 2nd
- UO — Vince Ferry 4 pass from Danny O'Neil (Thompson kick), 4:03, 2nd
- UO — Thompson 48 FG, :47, 2nd
- UO — Alex Molden 8 interception return (Thompson kick), 9:43, 3rd
- WF — Ned Moultrie 1 run (Green kick), 3:54, 3rd
- WF — Todd Dixon 30 pass from Keith West (Green kick), :45, 3rd
- WF — Dixon 61 pass from Bobby Jones (Leach pass), 12:02, 4th
- WF — Leach 6 run (Green kick), 5:19, 4th
- UO — Ronnie Harris 10 pass from O'Neil (pass failed), 1:05, 4th


INDIVIDUAL LEADERS

RUSHING: (UO) Burwell 11-48, Whittle 7-27. (WF) Leach 21-116, Moultrie 11-60.

PASSING: (UO) O'Neil 24-40-1-227. (WF) West 15-27-3-262.

RECEIVING: (UO) Harris 6-74, Burwell 5-39. (WF) Dixon 5-166, Mills 4-83.

TEAM STATISTICS	UO	WF
First Downs	17	18
Rushes-Yards	32-112	49-193
Passes	40-24-1	29-16-3
Passing Yards	323	227
Total Offense	339	516
Punting	7-35.9	4-39.5
Fumbles-Lost	0-0	3-3
Penalties	6-55	11-108
Time of Possession	29:25	30:35



1990 FREEDOM BOWL

Colorado State 32, Oregon 31
Dec. 29, 1990
Anaheim, Calif.
Attendance: 41,450

Oregon's two-point conversion attempt with just over one minute left in the game fell inches short to prevent consecutive rallies to post-season victories in the Ducks' first-ever consecutive bowl trips.

Mistakes haunted the Ducks throughout, exemplified by Colorado State's five points to take the lead while limited to five yards and no first downs in the third quarter. Despite that, Oregon remained in position to win the game in the closing minutes behind the arm of quarterback Bill Musgrave, Oregon's bowl MVP for the second straight year.

Musgrave directed a 79-yard drive with the help of third-down completions of 31 and 21 yards to Joe Reitzug, culminating when freshman tailback Sean Burwell plunged for the score with 61 seconds left. But, Musgrave's completed conversion pass to senior flanker Michael McClellan was stopped short of the end zone.

Musgrave threw for the second-highest total in the Freedom Bowl's seven-year history and his record-tying 29 completions were one of the game's 15 records set or tied by Oregon, which also included McClellan's receptions and 46-yard kickoff return.

However, the Ducks' offense mustered only seven yards rushing and three fumbles, a muffed punt attempt and a costly penalty for roughing the passer led to 25 of the Rams' 32 points. Oregon's chance to win was made possible by Marcus Woods' block of a Colorado State extra point with just under five minutes to play in front of a bowl-record 17,500 Oregon partisans.

Sophomore inside linebacker Joe Farwell led the defense, accumulating 12 unassisted tackles among his game-high 15 stops.

Colorado St.	7	7	5	13	—	32	(Coach Earle Bruce)
Oregon	7	10	0	14	—	31	(Coach Rich Brooks)

- CSU — Mike Gimenez 1 run (Mike Brown kick), 8:36, 1st
- UO — Anthony Jones 16 pass from Bill Musgrave (Gregg McCallum kick), 2:37, 1st
- UO — McCallum 23 FG, 11:56, 2nd
- CSU — Tony Alford 1 run (Brown kick), 8:01, 2nd
- UO — Sean Burwell 3 pass from Musgrave (McCallum kick), :23, 2nd
- CSU — Safety, Bud Bowie recovered fumble in end zone, 7:24, 3rd
- CSU — Brown 35 FG, 2:23, 3rd
- UO — Michael McClellan 44 pass from Musgrave (Burwell pass), 14:24, 4th
- CSU — Greg Primus 49 pass from Gimenez (Brown kick), 12:21, 4th
- CSU — Todd Yert 52 run (kick blocked), 4:59, 4th
- UO — Burwell 1 run (pass failed), 1:01, 4th

INDIVIDUAL LEADERS


RUSHING: (CS) Yert 12-94, Copeland 8-44, Alford 14-42. (UO) Burwell 12-20.

PASSING: (CS) Gimenez 10-5-1-73, Verdugo 5-3-0-35. (UO) Musgrave 47-29-0-392.

RECEIVING: (UO) McClellan 9-148, Burwell 7-54, Reitzug 5-97, Harris 2-37, Jones 2-35, Kelemeni 2-11. (CS) Primus 2-63, Yert 2-18, Lidner 2-17.

TEAM STATISTICS

	UO	CSU
First Downs	21	16
Rushes-Yards	26-7	49-196
Passes	47-29-0	15-8-1
Passing Yards	392	108
Total Offense	399	304
Punting	3-38.3	6-34.7
Fumbles-Lost	5-3	2-0
Penalties	7-60	5-47
Time of Possession	30:14	29:46



1989 INDEPENDENCE BOWL

Oregon 27, Tulsa 24
Dec. 16, 1989
Shreveport, La.
Attendance: 30,333

Junior quarterback Bill Musgrave directed Oregon to 17 points in the final 18 minutes and sophomore kicker Gregg McCallum provided the clincher with a 20-yard field goal with 3:07 remaining to rally the Ducks to victory in their first bowl appearance in 26 years.

Trailing by 24-10 late in the third quarter, Musgrave capped a 54-yard scoring drive with his second touchdown pass of the night, a nine-yard strike to junior wide receiver Joe Reitzug. The bowl's offensive player of the game completed five of six passes for 53 yards during the key drive. Musgrave then put the finishing touches on the Ducks' next possession with the first rushing touchdown of his career to forge a 24-24 tie.

Oregon's defense played a major role in the comeback, limiting the golden Hurricane to 102 yards total offense in the second half and holding Tulsa on fourth down to set up McCallum's winning field goal.

Senior cornerback Chris Oldham picked off a pair of interceptions to earn defensive player of the game honors and linebacker Mark Kearns added 11 tackles to his one fumble recovery. Sophomore defensive end Matt LaBounty secured the 14th annual Independence Bowl victory with a 26-yard quarterback sack with 2:12 remaining.

The error-prone Ducks dug themselves a 17-10 halftime deficit after Tulsa returned a blocked punt for a touchdown 22 seconds before the intermission. The Hurricane, who earlier had capitalized on a first-quarter Oregon interception, then scored on its second drive of the second half before Oregon was able to mount its resurgence in cold and windy conditions that dropped to 29 degrees at kickoff.

Oregon	3	7	7	10	—	27	(Coach Rich Brooks)
Tulsa	7	10	7	0	—	24	(Coach Dave Rader)

- TU — Brent Adams 1 run (Dave Fuess kick), 7:44, 1st
- UO — Gregg McCallum 29 FG, 1:25, 1st
- UO — Tony Hargain 20 pass from Bill Musgrave (McCallum kick), 6:56, 2nd
- TU — Fuess 26 FG, 2:15, 2nd
- TU — Derrick Williams 21 blocked punt return (Fuess kick), 0:22, 2nd
- TU — Adams 1 run (Fuess kick), 5:50, 3rd
- UO — Joe Reitzug 9 pass from Musgrave (McCallum kick), 2:05, 3rd
- UO — Musgrave 1 run (McCallum kick), 12:38, 4th
- UO — McCallum 20 FG, 3:07, 4th

INDIVIDUAL LEADERS

RUSHING: (UO) Loville 20-82, Obee 2-34. (TU) Adams 26-72.

PASSING: (UO) Musgrave 39-22-2-320. (TU) Rubley 34-17-2-183.

RECEIVING: (UO) Reitzug 6-121, Hargain 5-100. (TU) McVey 4-47.

TEAM STATISTICS

	UO	TU
First Downs	16	14
Rushes-Yards	36-140	36-70
Passes	40-23-2	34-17-2
Passing Yards	320	183
Total Offense	460	253
Punting	3-23.5	5-34.8
Fumbles-Lost	2-1	3-1
Penalties	5-49	1-15
Time of Possession	29:25	30:35



1963 SUN BOWL

Oregon 21, SMU 14
Dec. 31, 1963
El Paso, Texas
Attendance: 18,646

Oregon rode the arm of quarterback Bob Berry in the first half and then relied on its defense in the final two quarters to preserve the Ducks' first bowl victory in 47 years in the 29th Sun Bowl contest.

Playing without two-time All-American Mel Renfro due to a wrist injury, the nation's fourth-ranked offense vaulted Oregon out to a 21-0 halftime advantage, thanks in part to a pair of H.D. Murphy interceptions. But it was the SMU offense which seized the limelight after the intermission, completing 17 of 28 passes in the final 30 minutes while the Mustangs' defense limited the Ducks to only four first downs during that same span.

Murphy set up Oregon's first score with a 49-yard interception return in the first quarter, capped by Dennis Keller's nine-yard run. Murphy's second theft thwarted a potential SMU scoring drive on the Ducks' three-yard line.

Berry's pinpoint spirals earned him the game's most valuable player honors as he connected with Dick Imwalle and Paul Bursleson for second-quarter scoring passes of 23 and 20 yards, respectively.

Defensive back Ron Martin played a major role in the final touchdown, recovering a Mustang fumble at Oregon's 36 before the Ducks' junior signal-caller led his team into the end zone with less than a minute remaining before the half.

Oregon's defense was up to the task of slowing SMU's comeback in the third quarter, halting drives at the two and 21-yard line. However, the Mustangs' John Roderick caught a pair of touchdown passes in the final 10 minutes to keep his team's hopes alive. The Ducks' victory was finally secured when a SMU onside kick rolled out of bounds with 24 seconds to play.

SMU	0	0	0	14	—	14	(Coach Hayden Fry)
Oregon	7	14	0	0	—	21	(Coach Len Casanova)

- UO — Dennis Keller 9 run (Buck Corey kick), 5:23, 1st
- UO — Dick Imwalle 23 pass from Bob Berry (Herm Meister kick), 6:20, 2nd
- UO — Paul Bursleson 20 pass from Berry (Meister kick), :58, 2nd
- SMU — John Roderick 3 pass from Danny Thomas (pass failed), 9:29, 4th
- SMU — Roderick 7 pass from Mac White (White run), :24, 4th


INDIVIDUAL LEADERS

RUSHING: (SMU) White 10-60. (UO) Murphy 3-49, Keller 13-40.

PASSING: (SMU) Thomas 26-15-2-188. (UO) Berry 26-11-1-146.

RECEIVING: (SMU) Jernigan 7-112, Roderick 5-61. Imwalle 3-57, Hill 3-27.

TEAM STATISTICS	SMU	UO
First Downs	20	16
Rushes-Yards	35-145	41-153
Passes	34-18-4	28-12-1
Passing Yards	232	166
Total Offense	377	319
Punting	4-39.3	7-36.0
Fumbles-Lost	4-1	1-1
Penalties	5-38	7-79



1960 LIBERTY BOWL

Penn State 41, Oregon 12
Dec. 17, 1960
Philadelphia, Pa.
Attendance: 16,624

Penn State's scoring barrages in the second and fourth quarter proved to be too much for the Ducks to overcome as the Nittany Lions successfully defended their Liberty Bowl title in the second-annual contest.

Quarterback Dick Hoak didn't appear to let the 30-degree temperatures and three-foot snowbanks along the sidelines bother him, running for two Penn State touchdowns and passing for a third to account for Oregon's most decisive setback in five seasons. In addition, Hoak picked off a pair of errant Duck passes which led to the winner's final two scores.

Despite his heroics, it was Oregon's Dave Grayson who came away with back of the game honors, rushing for 93 yards and adding 43 yards in receptions. Grayson accounted for 35 of the 88 yards on the Ducks' opening scoring drive before completing the team's third-quarter march with a 10-yard scoring run.

Defensively, Grayson recovered a Nittany Lion fumble in the end zone to prevent a second consecutive Penn State score in the second quarter, but Penn State took advantage of an Oregon fumble to accumulate 14 points in the final 2:25 before the half.

The Ducks threatened to make a game of it on Grayson's scoring run to conclude the team's second series after the intermission. However, Penn State mounted scoring drives the first three times it had the ball in the final period.

Penn State	0	21	0	20	—	41	(Coach Rip Engle)
Oregon	6	0	6	0	—	12	(Coach Len Casanova)

- UO — Dave Grosz 1 run (kick failed), 5:40, 1st
- PSU — Don Jonas 1 run (Henry Opperman kick), 12:50, 2nd
- PSU — Al Gursky 2 run (Opperman kick), 2:25, 2nd
- PSU — Dick Hoak 6 run (Opperman kick), :41, 2nd
- UO — Dave Grayson 10 run (pass failed), 5:31, 3rd
- PSU — Ed Caye 1 run (Opperman kick), 9:03, 4th
- PSU — Hoak 11 run (kick failed), 7:14, 4th
- PSU — Dick Pae 33 pass from Hoak (Jonas kick), 5:14, 4th

INDIVIDUAL LEADERS

RUSHING: (PSU) Hoak 9-61, Kerr 12-47. (UO) Grayson 10-93.

PASSING: (PSU) Hoak 5-3-0-67, Hall 7-4-0-47. (UO) Grosz 15-9-2-178.

RECEIVING: (PSU) Opperman 4-49, Pae 1-33. (UO) Bruce 4-90, Grayson 1-43.

TEAM STATISTICS	PSU	UO
First Downs	25	17
Rushes-Yards	73-301	36-187
Passes	14-8-0	16-10-2
Passing Yards	119	173
Total Offense	420	360
Punting	4-25.0	4-34.0
Fumbles-Lost	3-1	4-2
Penalties	6-40	2-1



1958 ROSE BOWL

Ohio State 10, Oregon 7
Jan. 1, 1958
Pasadena, Calif.
Attendance: 98,202

Oregon quarterback Jack Crabtree's fourth-down pass to Ron Stover fell incomplete with 47 seconds remaining to allow Ohio State to avert one of the biggest upsets in the 44-year history of the New Year's Day classic.

The Ducks began their last-gasp effort against the nation's No. 1-ranked Buckeyes from their own 17-yard line with 4:29 to play. A pass interference call, a 17-yard Crabtree pass to Stover and the Oregon field general's six-yard run advanced the ball to the Ohio State 43 before the team's final two attempts failed to move the ball closer to victory.

Ohio State, which had captured the Big Ten Conference crown for the third time in four years, opened the game in convincing fashion, climaxing its 79-yard drive with a one-yard run by quarterback Frank Kremblas. The Buckeyes' lone touchdown drive was kept alive by a pair of key third-down conversions.

The Ducks knotted the score at 7-7 early in the second quarter, Jim Shanley's five-yard run capping an 80-yard march in 10 plays.

Crabtree completed 10 to 17 passes for 135 yards to receive player of the game honors, becoming only the third player in the bowl's history to earn that distinction playing for the losing team. In addition, Stover established a Rose Bowl record for most yards receiving by a Pacific Coast Conference participant.

Despite the Buckeyes' 34-yard field goal with 14:02 left, Oregon had its chances to pull off the upset. But, Jack Morris' three-point try from the same spot hooked to the left at the 5:20 mark in the third quarter and the Ducks coughed up the ball on the winner's 24-yard line following Crabtree's 23-yard completion to Stover.

Ohio State	7	0	0	3	—	10	(Coach Woody Hayes)
Oregon	0	7	0	0	—	7	(Coach Len Casanova)

- OSU — Frank Kremblas 1 run (Kremblas kick), 7:03, 1st
- UO — Jim Shanley 5 run (Jack Morris kick), 12:25, 2nd
- OSU — Don Sutherlin 34 FG, 14:02, 4th

INDIVIDUAL LEADERS

RUSHING: (OSU) White 25-93, Clark 14-82. (UO) Shanley 11-59, Morris 11-57.

PASSING: (OSU) Kramblas 6-2-0-59. (UO) Crabtree 17-10-2-135, West 3-3-0-42.

RECEIVING: (OSU) Houston 2-59. (UO) Stover 10-144, Tourville 2-27.

TEAM STATISTICS	OSU	UO
First Downs	19	21
Rushes-Yards	61-245	42-160
Passes	6-2-0	21-14-2
Passing Yards	59	191
Total Offense	304	351
Punting	2-19.0	0-0.0
Return Yards	5	0
Fumbles-Lost	0-0	3-2
Penalties	3-15	3-25



1949 COTTON BOWL

SMU 21, Oregon 13
Jan. 1, 1949
Dallas, Texas
Attendance: 69,000

Oregon's fourth-quarter rally fell short, despite quarterback Norm Van Brocklin completing six of 10 passes for 109 yards in the second half, as the Pacific Coast Conference co-champions were unable to defeat the winners of the Southwest Conference in the first meeting ever between the two schools.

The combined running, passing and kicking exploits of SMU's Kyle Rote and 1948 Heisman Trophy winner Doak Walker were too much to overcome. Rote ran for 93 yards and caught four passes for 55 yards while Walker completed six of 10 aerials for 79 yards and rushed for another 66.

But it was the duo's kicking exploits that inflicted the most first-half damage. The two-time All-America Walker pulled off a 79-yard quick kick to the Ducks' one-foot line and Rote successfully duplicated the effort with an 84-yard boot rolling dead at the 12 in the second quarter.

The Mustangs jumped on top from the outset, capping the game's initial 73-yard drive with Walker's one-yard run. George Bell's interception later in the opening period and Dewayne Johnson's second-quarter theft prevented further SMU damage. By the time Oregon was able to regroup around its veteran signal-caller, who became the school's first player to pass for more than 1,000 yards in a single season, the Ducks faced a 14-0 deficit.

Oregon scored its first touchdown early in the fourth quarter on a 24-yard pass to Dick Wilkins before SMU countered with its third score with 8:45 remaining. Van Brocklin's 41-yard pass to Darrell Robinson set up the game's final score by Bob Sanders two minutes later.

SMU	7	0	7	7	—	21	(Coach Matty Bell)
Oregon	0	0	0	13	—	13	(Coach Jim Aiken)

- SMU — Doak Walker 1 run (Walker kick), 9:48, 1st
- SMU — Kyle Rote 36 run (Walker kick), 9:44, 3rd
- UO — Dick Wilkins 24 pass from N. Van Brocklin (kick failed), 12:23, 4th
- SMU — Chicken Roberts 8 run (Joe Ethridge kick), 8:45, 4th
- UO — Bob Sanders 1 run (Chet Daniels kick), 6:20, 4th

INDIVIDUAL LEADERS


RUSHING: (SMU) Rote 16-93, Walker 14-66. (UO) Bell 17-93, Lewis 12-63, Sanders 12-63.

PASSING: (SMU) Walker 10-6-1-79, Johnson 10-4-1-32. (UO) Van Brocklin 19-8-0-145.

RECEIVING: (SMU) Rote 4-55. (UO) Wilkins 4-57, D. Robinson 3-56.

TEAM STATISTICS	SMU	UO
First Downs	19	19
Rushes-Yards	48-226	48-242
Passes	20-10-2	19-8-0
Passing Yards	111	145
Total Offense	337	387
Punting	3-68.7	3-31.0
Fumbles-Lost	0-0	1-1
Penalties	1-5	6-30


**1920
ROSE BOWL**



Harvard 7, Oregon 6
Jan. 1, 1920
Pasadena, Calif.
Attendance: 35,000

Skeet Manerud's fourth-quarter 25-yard drop kick was ruled no good, allowing unbeaten Harvard to hang on to a 7-6 victory in the sixth-annual Tournament of Roses classic.

**1917
ROSE BOWL**



Oregon 14, Pennsylvania 0
Jan. 1, 1917
Pasadena, Calif.
Attendance: 27,000

Oregon All-American Shy Huntington turned in one of the more remarkable individual efforts in Rose Bowl history to lead the Ducks to victory over heavily favored Pennsylvania in the third-annual contest.

Accounts of the game described the kick being so close that the scoreboard had already given Oregon credit for the successful attempt as Harvard players banged their helmets to the ground over the impending setback.

The Ducks, coached by the school's 1917 Rose Bowl hero Shy Huntington, lived and died by the toes of Manerud and second-team All-American Bill Steers as four other kicks either sailed wide of their mark or were blocked.

After both teams had first-quarter drop kicks blocked, Steers got Oregon on the scoreboard early in the second quarter on a three-pointer from the 25-yard line. But the Crimson came roaring back behind quarterback Billie Murray, who first returned an Oregon punt 25 yards before completing a pair of passes to the Bowl's player of the game, Eddie Casey, to set up a Fred Church's 13-yard touchdown run.

A 15-yard Harvard penalty later in the second period played a major role in the Ducks' second three-pointer, Manerud's successful 30-yard kick completing the day's scoring.

The Ducks' third-quarter field goal attempt fell short before both teams had attempts blocked in the final 15 minutes. Oregon still possessed a golden opportunity to take the lead when it started its final drive on Harvard's 18-yard line. The lack of a passing threat enabled Harvard to keep the offense out of the end zone en route to Oregon's final ill-fated drop kick.

The Crimson, which accumulated only nine first downs all afternoon, was then able to run out the clock before the final gun. The team amassed 272 yards on the ground, Hollis Huntington rushing for 122 yards in his third Rose Bowl in four years (he played for Mare Island in the 1918 contest).

Harvard	0	7	0	0	—	7	(Coach Bob Fisher)
Oregon	0	6	0	0	—	6	(Coach Shy Huntington)

- UO — Bill Steers 25 drop kick, 2nd
- HU — Fred Church 13 run (Arnold Horween kick), 2nd
- UO — Skeet Manerud 30 drop kick, 2nd

INDIVIDUAL LEADERS

RUSHING: (HU) A. Horween 19-75. (UO) H. Huntington 29-122, Steers 15-75.

PASSING: (HU) Murray 2-2-0-40, Felton 3-2-0-19.

RECEIVING: (HU) Casey 4-59.

TEAM STATISTICS	HU	UO
First Downs	9	18
Rushes-Yards	146	272
Passes	6-4-0	2-0-0
Passing Yards	59	0
Total Offense	205	272
Punting	8-28.9	7-30.8
Fumbles-Lost	3-2	3-1
Penalties	4-34	5-59

The win marked a significant turning point in the laurels of American football as it was finally conceded that western football had achieved parity with the East Coast powers.

The Quakers mustered the game's first legitimate scoring threat midway into the second quarter. After recovering their own blocked kick, Penn utilized a series of power runs up the middle to move the ball to the three-yard line.

Instead of continuing that successful pattern, the Ivy League champions chose to test the ends which resulted in a 10-yard loss by Oregon's Bricks Mitchell. The ensuing 29-yard field goal was not only unsuccessful, but provided the Ducks with the momentum needed to win the game.

Huntington's first of three interceptions late in the third quarter set up the Ducks' first score. The team moved from its own 30-yard line on a combination of passes to R.L. Tegert and Shy Huntington and Hollis Huntington and Orville Monteith runs. Shy capped the drive on the final play of the period with a 18-yard touchdown pass to Tegert.

Oregon's clinching score in the fourth quarter was also keyed by a Huntington pass theft as Johnny Parsons broke loose for a 45-yard run on the next play from scrimmage to the one-yard line. Huntington sprinted to the corner of the end zone on the following play and added his second extra point to put the game out of reach.

The contest came to a fitting conclusion when Huntington thwarted Pennsylvania's final 79-yard drive by picking off his third pass of the afternoon (he had a fourth interception nullified because of a penalty) and the Ducks then ran out the clock four plays later.

The elder Huntington was awarded back-of-the-game honors while team captain John Beckett was selected player of the game. In one of the few individual statistics available from the game, Huntington rushed 17 times for 69 yards.

Oregon	0	0	7	7	—	14	(Coach Hugo Bezdek)
Pennsylvania	0	0	0	0	—	0	(Coach Bob Folwell)

- UO — R.L. Tegert 15 pass from Shy Huntington (Huntington kick), 3rd
- UO — Huntington 1 run (Huntington kick), 4th

TEAM STATISTICS	PENN	UO
First Downs	8	13
Rushing Yards	198	111
Passes	9-2-2	27-12-5
Passing Yards	32	131
Total Offense	230	242
Punting	16-35.7	10-41.8
Fumbles-Lost	1-1	1-1
Penalties	4-37	6-95

AUTZEN STADIUM - HOME FIELD ADVANTAGE

Oregon's Autzen Stadium will offer a different look to those who flock into the 47-year-old venue as one of the loudest college football facilities in the country completes its latest renovation to enhance the overall fan experience.

Consistently ranked among the nation's top 10 stadiums to watch a college football game, Autzen provides a distinct setting unlike any other collegiate facility in the country by accentuating the unique characteristics of the Pacific Northwest with an upgraded fan-friendly functionality.

The project, which began construction earlier this year, improves circulation and safety by reconfiguring the north side of the stadium's exterior berm and designing a regionally-inspired landscape aimed to reduce congestion. Amongst the approximate 350 conifer trees, Oregon grape, vine maples, and other native plant materials, new universally accessible pathways will lead fans from street level to the concourse.

Adding to the stunning brilliance of the athletic arena are a pair of 30-foot cascading water features on the east and west ends of the stadium next to 22-foot wide staircases designed to ease the pedestrian traffic flow in and out of the venue.

With per-game attendance figures averaging above 57,000 for a 10th straight season, improved accessibility and an aesthetically pleasing landscape will ensure an enjoyable experience for a structure that was originally designed to accommodate 41,698 patrons.

This year's reconstruction is not the first facelift for Autzen Stadium, which was originally completed for approximately \$2.5 million in 1967. Prior to the 2002 season, the facility underwent a \$90 million improvement that added 12,000 seats and 32 luxury boxes to the stadium's south-side skyline. To accommodate the capacity that increased to 54,000 spectators, restoration encompassed much-needed restroom and concession facilities, a 10,000-square foot entertainment center (Club at Autzen), widened walkway and concourse areas, as well as new ticket distribution centers and guest services windows.

The result of the upgrade was a record number

of fans flocking to the arena, which has witnessed more than 6.5 million fans walking through the turnstiles to watch Oregon football over the past 20 seasons. Included was a single-season record 474,753 faithful onlookers who entered the stadium during the 2011 campaign.

The Ducks will enter 2013 boasting of a school-record 89 consecutive sellouts.

Autzen Stadium has a rich history that extends back to before Oregon football became a national powerhouse. Former Athletics Director Leo Harris spearheaded the drive to construct a modern and economical football theater to replace historic Hayward Field. Named in honor of Portland lumberman, sportsman and philanthropist Thomas J. Autzen, the stadium is situated on a 90-acre site adjacent to Eugene's Alton Baker Park.

One of the most significant improvements in the history of UO Athletics was completed prior to the 1988 season, in which the press box along the north rim of the stadium was relocated to the south side to make room for the \$2.3 million three-story luxury suite complex. The project added 11 individual skyboxes and a 460-seat master sky suite, with the revenue generated from the leases serving as the cornerstone for funding the construction of the adjacent Len Casanova Athletic Center.

In 1994, following Oregon's first outright



2012 PAC-12 HOME ATTENDANCE

Percentage of Stadium Capacity

School (Capacity)	Avg.	% of Cap.
Oregon (54,000)	57,491	106.5%
Utah (45,017)	45,347	100.7%
Oregon State (45,674)	43,425	95.1%
USC (93,607)	87,945	93.9%
Washington St. (32,248)	*30,252	93.8%
Arizona (51,811)	47,932	92.5%
California (63,000)	55,876	88.7%
Washington (67,000)	58,617	87.5%
Stanford (50,000)	43,344	86.7%
Colorado (53,613)	45,373	84.6%
Arizona State (74,705)	56,835	76.1%
UCLA (91,500)	68,482	74.8%

*WSU attendance doesn't include 1 game in Seattle

Pacific-10 Conference championship, the school named the playing surface of Autzen Stadium after its winningest football coach at that time, Rich Brooks. Currently the field is a blend of polyethylene and polypropylene fibers designed to resist extreme temperature and weather conditions called FieldTurf.

Since its opening, Autzen Stadium has seen numbers increase for the Ducks. In the first game played at Autzen, nationally ranked Colorado defeated Oregon, 17-13, on Sept. 23, 1967, before a television audience. The Ducks have proceeded to accrue a home-field record of 70-15 (.824) since the turn of the century.

Oregon established a new stadium record for consecutive victories with its 11th straight triumph coming by way of a thrilling triple-overtime win over USC in 1999. UO extended that streak to a nation best 23 consecutive wins. Stanford eventually ended what became the second-longest streak in conference history with a 49-42 win on Oct. 20, 2001. As for Oregon, the 16 straight Pac-12 home wins from 2008 to 2011 is second only to USC's 23 between 2001 and 2007.

The Ducks went undefeated at Autzen Stadium for the first time ever with their 7-0 record in 1990 and since have duplicated the unbeaten feat in 1998, 1999, 2000, 2009 and 2010.

TOP ALL-TIME OREGON CROWDS

AUTZEN STADIUM

	Opponent	Attendance	Date
1.	Arizona State	+60,055	10-15-2011
2.	Washington	60,017	11-06-2010
3.	Arizona	59,990	11-26-2010
4.	USC	59,933	11-19-2011
5.	Stanford	59,818	10-02-2010
6.	Oregon State	59,802	11-26-2011
7.	Oregon State	59,597	12-03-2009
8.	USC	59,592	10-31-2009
9.	Arizona State	59,379	11-03-2007
10.	UCLA	^59,376	12-02-2011
11.	UCLA	59,372	10-21-2010
12.	USC	59,277	10-27-2007
13.	California	59,273	9-29-2007
14.	Oklahoma	59,269	9-16-2006
15.	USC	59,129	9-24-2005
16.	Washington State	59,126	10-29-2011
17.	New Mexico	*59,104	9-04-2010
18.	Oregon State	59,050	12-01-2007
19.	Michigan	59,023	9-20-2003
20.	California	58,975	9-26-2009

ALL VENUES

	Opponent	Attendance	Date
1.	Michigan (Ann Arbor)	109,733	9-08-2007
2.	Penn State (Rose Bowl)	102,247	1-02-1995
3.	Tennessee (Knoxville)	102,035	9-11-2010
4.	Ohio State (Rose Bowl)	98,202	1-01-1958
5.	Ohio State (Rose Bowl)	93,963	1-01-2010
6.	USC (Los Angeles)	93,607	11-03-2012
7.	USC (Los Angeles)	92,000	11-11-2006
8.	Wisconsin (Rose Bowl)	91,245	1-02-2012
9.	Ohio State (Columbus)	89,882	9-19-1987
10.	USC (Los Angeles)	88,726	10-30-2010
11.	Ohio State (Columbus)	88,524	9-10-1984
12.	LSU (Arlington)	87,711	9-03-2011
13.	Oklahoma (Norman)	84,574	9-18-2004
14.	USC (Los Angeles)	82,765	10-04-2008
15.	Ohio State (Columbus)	82,073	11-18-1961
16.	Michigan (Ann Arbor)	81,113	10-06-1973
17.	Wisconsin (Madison)	78,521	9-09-2000
18.	UCLA (Pasadena)	78,330	11-10-2001
19.	California (Berkeley)	78,000	11-12-1949
20.	UCLA (Pasadena)	77,819	10-10-2009

+State of Oregon record • *Opening Day record • ^Pac-12 Championship
All-time crowds in excess of 50,000 at Autzen: 58

AUTZEN STADIUM RECORDS

INDIVIDUAL

(Oregon Best in Parenthesis if Not Record)

Most Yards Rushing—357, Rueben Mayes, Washington State, 10-27-84 (257, LaMichael James vs. Stanford, 10-2-10)
Most Rushing Attempts—41, Steve Broussard, Washington State, 10-7-89 (39, Jonathan Stewart vs. Oregon State, 12-1-07)
Most Touchdowns Rushing—5, Saladin McCullough vs. Arizona, 11-9-96
Longest Run—90, LaMichael James vs. Missouri State, 9-17-11
Most Pass Attempts—57, Ty Detmer, Brigham Young, 9-29-90 (55, Tony Graziani vs. Arizona State, 10-28-95)
Most Pass Completions—36, Kellen Clemens vs. Washington, 10-15-05
Best Completion Percentage—.882 (15-17), Kellen Clemens vs. Stanford, 10-25-03
Most Yards Passing—536, Andrew Walter, Arizona State, 10-19-02 (443, Bill Musgrave vs. San Diego State, 9-8-90)
Longest Pass—93, Carson Palmer - Kareem Kelly, USC, 9-22-01 (90, Jason Maas - Pat Johnson vs. Oregon State, 11-22-97)
Most Touchdowns Passing—6, Darron Thomas vs. Nevada, 9-10-11; Joey Harrington vs. Arizona State, 11-3-01
Most Interceptions Thrown—5, Ty Detmer, Brigham Young, 9-29-90; Tom Tunnicliffe, Arizona, 11-20-82; Eric Olson vs. Colorado, 9-23-67
Most Plays—67, John Hathoway, Idaho, 11-1-69 (59, Dan Fouts vs. Stanford, 9-26-70)
Most Yards Total Offense—508, Andrew Walter, Arizona State, 10-19-02 (469, Bill Musgrave vs. San Diego State, 9-8-90)
Most Receptions—14, Reggie Williams, Washington, 11-16-02; Trevor Insley, Nevada, 9-18-99; Brad Muster, Stanford, 9-21-85 (11, Cristin McLemore vs. Stanford, 9-21-95; Cristin McLemore vs. Stanford, 11-3-93; Greg Bauer vs. Stanford, 11-13-76; Bob Newland vs. Air Force, 11-7-70)
Most Yards Receiving—242, Tony Hartley vs. Washington, 11-7-98
Most Touchdowns Receiving—4, Keenan Howry vs. Arizona State, 11-3-01
Most Punt Returns—9, Harvey Winn vs. Arizona, 9-16-72
Most Punt Return Yards—186, Keenan Howry vs. Stanford, 10-20-01
Longest Punt Return—92, Thomas Henley, Stanford, 10-18-86 (87, Ronnie Harris vs. UNLV, 9-26-92)
Most Kickoff Returns—9, Josh Moore, Idaho, 9-15-90 (7, Tony Cherry vs. Washington State, 10-27-84; Tony Cherry vs. Arizona State, 11-10-84)
Most Kickoff Return Yards—240, Tony Cherry vs. Washington State, 10-27-84
Longest Kickoff Return—99, Jason Cooper vs. Nevada, 9-18-99
Best Punting Average—63.0, Josh Bidwell vs. Arizona State, 11-14-98
Most Punts—12, Chad Zinchini, Tennessee Tech, 9-15-12; Willie Lujan, Long Beach State, 9-10-88; Craig Schiller, Arizona, 11-20-82; Cameron Young, Texas Christian, 9-23-78 (11, Josh Bidwell vs. Arizona, 9-4-97; Henry Parks vs. Oregon State, 11-22-75; Alan Pitcaithley vs. UCLA, 11-15-69)
Longest Punt—80, Derek McLaughlin, Washington, 11-16-02 (76, Tommy Thompson vs. California, 11-7-92)
Most Field Goals Made—6, Paul Martinez vs. Montana, 9-10-05
Most Field Goals Attempts—6, Paul Martinez vs. Montana, 9-10-05; Tommy Thompson vs. Arizona State, 10-3-92; Jim Breech, California, 10-11-75
Longest Field Goal—56, Tommy Thompson vs. Washington, 10-17-92; Chris Sailor, UCLA, 10-17-97
Most Interceptions—3, Steve Smith vs. USC, 9-22-01; Herman O'Berry vs. California, 11-7-92; Daryle Smith vs. Brigham Young, 9-29-90; David Ortega, California, 10-31-87; Bob Green vs. San Jose State, 10-23-71
Most Interception Yards—97, Kenny Wheaton vs. Washington, 10-22-94
Longest Interception—97, Kenny Wheaton vs. Washington, 10-22-94
Most Touchdowns—5, Kenjon Barner vs. New Mexico, 9-4-10; Saladin McCullough vs. Arizona, 11-9-96
Most Points Scored—30, Kenjon Barner vs. New Mexico, 9-4-10; Saladin McCullough vs. Arizona, 11-9-96

TEAM

(Oregon Best in Parenthesis if Not Record)

Most Points Scored—72 vs. New Mexico, 9-4-10; vs. Nevada, 9-18-99
Fewest Points Allowed—0 vs. Arizona, 9-22-12; vs. Portland State, 9-18-10; vs. New Mexico, 9-4-10; vs. Stanford, 10-25-03; vs. Portland State, 9-21-02; vs. Stanford, 10-27-90; vs. Long Beach State, 9-10-88; by Oregon State, 11-21-87; by Oregon State, 11-19-83; vs. Pacific, 9-19-81; vs. Washington, 10-27-73
Most Touchdowns—10 vs. Colorado, 10-27-12; vs. Nevada, 9-18-99
Most Rushing Attempts—91 by UCLA, 11-17-79 (76 vs. Oregon State, 11-24-79)
Yards Rushing—528 vs. Portland State, 9-18-10
Fewest Yards Rushing—minus-47 by BYU, 9-27-90 (minus-2, vs. Washington, 10-22-83)
Most Touchdowns Rushing—7 vs. Colorado, 10-27-12; vs. Utah State, 9-6-2008; by UCLA, 11-8-75
Most Pass Attempts—60 by California, 10-6-11 (58 vs. Washington State, 9-27-03)
Most Pass Completions—37 vs. Washington, 10-15-05
Most Yards Passing—559 by Arizona State, 10-19-02 (443 vs. San Diego State, 9-8-90)
Fewest Yards Passing—minus-1 by Air Force, 10-20-79 (23 vs. San Jose State, 9-11-82)
Most Touchdowns Passes—6 vs. Nevada, 9-10-11; vs. Arizona State, 11-3-01; vs. Idaho, 11-1-69
Most Interceptions Thrown—7 vs. Washington State, 9-27-03
Most Plays—102 vs. Oregon State, 11-26-11
Most Yards Total Offense—720 vs. New Mexico, 9-4-10
Fewest Yards Total Offense—97 vs. Washington, 10-8-77
Most First Downs—38 vs. Oregon State, 11-26-11
First Downs Rushing—27 by UCLA, 11-8-75 (23 vs. Utah, 9-18-71)
First Downs Passing—21 vs. Colorado State, 9-14-96; vs. Air Force, 11-7-70
Most Punts—12 by Tennessee Tech, 9-15-12; by Long Beach State, 9-10-88; by Arizona, 11-20-82; by Texas Christian, 9-23-78; vs. Oregon State, 11-22-75
Most Yards Punting—557 by Michigan State, 9-20-80 (467 vs. Oregon State, 11-22-75)
Most Punt Returns—9 vs. Arizona, 9-16-72
Most Punt Return Yards—186 vs. Stanford, 10-20-01
Most Kickoff Returns—12 by New Mexico, 9-4-10 (10 vs. Washington State, 9-27-03)
Most Kickoff Return Yards—280 vs. Washington State, 10-27-84
Most Interceptions—7 by Washington State, 9-27-03 (6 vs. Washington, 10-27-73)
Most Interception Yards—140 vs. Idaho State, 10-14-88
Most Fumbles—11 by Washington, 10-25-69 (9 vs. Idaho, 11-1-69)
Most Fumbles Lost—6 by USC, 10-28-72; vs. Washington State, 10-14-72; by Washington, 10-25-69
Most Penalties—21 by USC, 9-25-99 (13 vs. Nevada, 9-18-99; vs. San Jose State, 9-19-98)
Most Penalty Yards—178 by USC, 9-25-99 (134 vs. Washington State, 10-3-70)

YEAR-BY-YEAR ATTENDANCE

1967

California	31,000
Colorado*	27,500
Utah	17,118
Ohio State*	25,000
Washington*	33,500
Idaho*	16,000
USC	48,807
Washington State	18,200
Stanford	28,500
Oregon State*	40,100
Total	285,725
Average	28,572
Home Total	142,100
Home Average	28,420

1968

Colorado	44,723
Stanford*	25,000
Ohio State	70,191
Washington	52,500
Idaho*	17,250
Utah*	17,000
USC*	33,500
Washington State*	23,000
California	28,000
Oregon State	40,141
Total	351,305
Average	35,130
Home Total	115,750
Home Average	23,150

1969

Utah	18,663
Stanford	37,500
Washington State	21,092
San Jose State*	21,500
Air Force	36,820
Washington*	34,200
Idaho*	20,500
Army*	36,200
UCLA*	28,500
Oregon State*	42,500
Hawaii	21,717
Total	319,192
Average	29,017
Home Total	183,400
Home Average	30,567

1970

California* (Portland)	26,556
Illinois	33,246
Stanford*	38,400
Washington State*	21,800
UCLA	44,722
Idaho*	20,300
USC*	34,000
Washington	58,000
Air Force*	24,700
Army	39,455
Oregon State	40,299
Total	381,478
Average	34,679
Home Total	165,756
Home Average	27,693

1971

Nebraska	67,437
Utah*	27,000
Stanford	55,500
Texas	66,500
USC	50,111
Washington*	44,200
San Jose State*	14,000
Washington State	25,400
Air Force	26,435
California*	18,500
Oregon State*	43,000
Total	438,083
Average	38,916
Home Total	146,700
Home Average	23,340

1972

Missouri	41,236
Arizona*	30,000
Oklahoma	61,826
UCLA	30,209
Washington	61,000
Washington State*	23,000
Stanford*	27,500
USC*	32,000
California	23,000
San Jose State*	27,500
Oregon State	41,544
Total	408,815
Average	37,165
Home Total	140,200
Home Average	28,040

1973

Arizona State*	40,100
Air Force	34,541
Utah*	31,500
Michigan	81,113
California*	28,700
USC	53,155
Washington*	40,000
Washington State	19,800
UCLA*	21,200
Stanford	21,000
Oregon State*	39,700
Total	410,809
Average	37,346
Home Total	201,200
Home Average	33,533

1974

Nebraska	76,053
Air Force*	23,500
Utah	23,420
Northwestern	30,481
California	37,268
USC*	32,500
Washington	52,500
Washington State*	21,500
UCLA	32,713
Stanford*	18,500
Oregon State	32,156
Total	380,591
Average	34,599
Home Total	96,000
Home Average	24,000

1975

Oklahoma	70,261
San Jose State*	25,000
Minnesota	34,300
Washington*	28,500
California*	18,500
USC	50,542
Utah*	10,500
Washington State	18,100
UCLA*	1,500
Stanford	38,500
Oregon State*	35,000
Total	330,703
Average	30,064
Home Total	129,000
Home Average	25,800

1976

Colorado State*	37,800
USC*	40,600
Oklahoma	14,586
Utah State*	17,300
California	29,946
Notre Dame	59,075
Washington	43,129
Washington State*	22,200
UCLA	32,470
Stanford*	18,000
Oregon State	35,611
Total	350,717
Average	31,883
Home Total	135,900
Home Average	27,180

1977

Georgia	45,000
Texas Christian	15,031
Wisconsin*	30,773
Stanford	36,500
Washington*	29,500
USC	51,120
Louisiana State	59,017
Washington State	27,200
UCLA*	20,000
California*	15,000
Oregon State*	34,068
Total	363,209
Average	33,019
Home Total	129,341
Home Average	25,868

1978

Colorado	45,389
USC*	31,000
Texas Christian*	30,500
Wisconsin	63,988
California	40,350
Brigham Young*	24,500
Washington	48,419
Washington State*	25,000
UCLA	37,314
Arizona*	26,200
Oregon State*	36,000
Total	408,660
Average	37,150
Home Total	137,200
Home Average	27,440

1979

Colorado	44,274
Michigan State	76,123
Washington*	42,500
Purdue	69,327
California*	36,636
Arizona	47,681
Air Force*	28,457
Washington State	18,650
Stanford	45,219
UCLA*	41,235
Oregon State*	36,536
Total	486,638
Average	44,240
Home Total	185,364
Home Average	37,073

1980

Stanford*	37,300
Kansas*	27,750
Michigan State*	30,431
Washington	51,008
California	35,000
USC*	42,733
Nevada-Las Vegas*	31,651
Washington State*	30,093
UCLA	40,907
Oregon State	41,600
Arizona State	61,623
Total	430,106
Average	39,101
Home Total	199,958
Home Average	33,326

1981

Fresno State	28,697
Kansas	33,840
Pacific*	24,519
Washington*	40,695
Arizona State	63,935
Arizona*	24,264
Air Force*	23,290
UCLA*	24,272
Washington State	33,500
Stanford	36,106
Oregon State*	31,142
Total	364,260
Average	33,114
Home Total	168,182
Home Average	28,030

1982

Arizona State*	23,127
San Jose State*	17,629
Fresno State*	20,856
Washington	58,742
USC	47,181
California	31,736
Notre Dame*	40,381
UCLA	40,808
Washington State*	20,178
Arizona*	16,489
Oregon State	36,000
Total	353,127
Average	32,102
Home Total	138,660
Home Average	23,110

1983

Pacific*	26,273
Ohio State	88,524
Houston*	26,105
San Jose State	20,109
California*	27,102
Arizona	45,233
Washington*	44,303
Washington State	29,500
UCLA*	24,511
Stanford	31,420
Oregon State*	33,176
Total	396,256
Average	36,023
Home Total	181,470
Home Average	30,245

1984

Long Beach State*	23,044
Colorado*	25,047
California	40,500
Pacific*	28,505
Arizona	40,838
USC*	29,581
Washington	60,589
Washington State*	24,874
UCLA	44,420
Arizona State*	23,262
Oregon State	39,000
Total	379,661
Average	34,515
Home Total	154,314
Home Average	25,719

1985

Washington State	25,900
Colorado	30,373
Stanford*	33,494
Nebraska	75,947
Washington*	44,383
California*	27,465
San Diego State	15,432
San Jose State*	25,501
Arizona	35,292
Oregon State*	41,805
USC (Tokyo)	62,000
Total	417,592
Average	37,963
Home Total	172,648
Home Average	34,530

1986

San Jose State	23,115
Colorado*	26,155
Arizona*	28,773
Nebraska	76,185
USC	51,340
Arizona State*	28,522
Stanford*	28,226
Washington	58,466
California	32,000
Washington State*	25,137
Oregon State	36,204
Total	414,123
Average	37,647
Home Total	136,813
Home Average	27,363

1987

Colorado	40,521
Ohio State	89,882
San Diego State*	31,573
Washington*	44,421
USC*	39,587
UCLA	53,320
Stanford	38,500
California*	37,255
Arizona State	69,932
Washington State	14,089
Oregon State*	43,157
Total	502,237
Average	45,658
Home Total	195,998
Home Average	39,200

1988

Long Beach State*	29,238
Washington State	30,263
Stanford*	39,089
San Diego State	22,527
USC	63,452
Idaho State*	28,015
Washington*	45,978
UCLA*	42,509
Arizona	40,367
Oregon State	40,497
Hawaii	39,301
Total	455,824
Average	37,985
Home Total	219,417
Home Average	36,570

1989

California*	35,854
Iowa	67,700
Stanford	35,000
Arizona*	39,631
Washington State*	44,963
Washington	70,442
Arizona State	67,350
Long Beach State*	31,381
Brigham Young	63,865
UCLA	46,433
Oregon State*	46,087
Tulsa (Shreveport)	44,621
Total	593,327
Average	49,444
Home Total	197,916
Home Average	39,583

1990

San Diego State*	35,118
Idaho*	29,637
Arizona	53,283
Brigham Young*	45,022
Utah State*	32,554
Washington	73,498
Arizona State*	35,685
Stanford*	37,559
UCLA*	45,901
California	45,000
Oregon State	35,962
Colorado State (Anaheim)	41,450
Total	510,669
Average	42,556
Home Total	261,476
Home Average	37,353

1991

Washington State*	42,995
Texas Tech	36,308
Utah	27,867
USC*	45,948
New Mexico State*	34,536
California	46,000
Washington	72,318
Stanford*	41,949
Arizona State	48,170
UCLA	40,823
Oregon State*	42,141
Total	479,055
Average	43,550
Home Total	207,569
Home Average	41,514

1992

Hawaii*	32,650
Stanford	43,656
Texas Tech*	28,361
Nevada-Las Vegas*	29,508
Arizona State*	30,121
USC	46,343
Washington*	47,612
Washington State	25,450
California*	34,651
UCLA*	33,771
Oregon State	35,547
Wake Forest (Shreveport)	31,337
Total	419,007
Average	34,917
Home Total	236,674
Home Average	33,811

1993

Colorado State	21,721
Montana*	33,183
Illinois	45,574
California	34,000
USC*	40,935
Arizona State	32,625
Washington	72,534
Washington State*	35,846
Arizona	57,309
Stanford*	31,214
Oregon State*	42,267
Total	447,208
Average	40,655
Home Total	183,445
Home Average	36,689

1994

Portland State*	30,505
Hawaii	40,492
Utah*	25,358
Iowa*	29,287
USC	44,232
Washington State	37,600
California*	30,678
Washington*	44,134
Arizona*	36,760
Arizona State*	41,683
Stanford	43,802
Oregon State	37,010
Penn State (Pasadena)	102,247
Total	543,788
Average	41,830
Home Total	238,405
Home Average	34,058

1995

Utah	30,701
Illinois*	44,201
UCLA	42,537
Stanford*	45,237
Pacific*	38,736
California	31,000
Washington State*	46,109
Arizona State*	44,772
Washington	74,054
Arizona	53,736
Oregon State*	46,114
Colorado (Dallas)	58,214
Total	555,441
Average	46,284
Home Total	265,169
Home Average	44,195

1996

Fresno State	39,312
Nevada*	41,606
Colorado State*	39,605
Washington State	30,124
Arizona State	54,618
UCLA*	45,779
Stanford	41,150
Washington*	46,226
Arizona*	40,721
California*	37,833
Oregon State	35,822
Total	452,796
Average	41,163
Home Total	251,770
Home Average	41,962

1997

Arizona*	38,035
Nevada	30,420
Fresno State*	38,288
Stanford	44,721
Washington State*	43,516
UCLA*	42,314
Utah*	39,389
USC	53,640
Washington	73,775
Arizona State	64,779
Oregon State*	45,735
Air Force (Las Vegas)	21,514
Total	536,126
Average	44,677
Home Total	247,277
Home Average	41,213

1998

Michigan State*	43,634
Texas-El Paso	25,906
San Jose State*	41,868
Stanford*	43,948
Washington State	37,196
UCLA	75,367
USC*	45,807
Arizona	44,931
Washington*	46,031
Arizona State*	43,723
Oregon State	37,777
Colorado (Honolulu)	38,803
Total	524,991
Average	43,749
Home Total	265,011
Home Average	44,169

1999

Michigan State.....	72,923
Texas-El Paso*.....	40,098
Nevada*.....	41,374
USC*.....	45,660
Washington.....	72,581
UCLA.....	55,674
Arizona.....	55,251
Arizona State*.....	45,445
Washington State*.....	44,090
California.....	38,000
Oregon State*.....	46,115
Minnesota (El Paso).....	48,757
Total.....	606,808
Average.....	50,567
Home Total.....	262,782
Home Average.....	43,797

2000

Nevada*.....	43,371
Wisconsin.....	78,521
Idaho*.....	43,770
UCLA*.....	45,470
Washington*.....	46,153
USC.....	54,031
Arizona*.....	45,950
Arizona State.....	53,085
Washington State.....	23,314
California*.....	45,845
Oregon State.....	36,044
Texas (San Diego).....	63,278
Total.....	578,832
Average.....	48,236
Home Total.....	270,559
Home Average.....	45,093

2001

Wisconsin*.....	45,919
Utah*.....	45,712
USC*.....	45,765
Utah State.....	28,243
Arizona.....	45,258
California.....	34,552
Stanford*.....	46,021
Washington State.....	34,150
Arizona State*.....	46,064
UCLA.....	78,330
Oregon State*.....	46,075
Colorado (Tempe).....	74,118
Total.....	570,207
Average.....	47,517
Home Total.....	275,556
Home Average.....	45,926

2002

Mississippi State*.....	56,386
Fresno State*.....	56,357
Idaho*.....	55,187
Portland State*.....	56,066
Arizona.....	47,356
UCLA.....	68,882
Arizona State*.....	56,432
USC*.....	56,754
Stanford*.....	56,436
Washington State.....	37,600
Washington*.....	57,112
Oregon State.....	37,154
Wake Forest (Seattle).....	38,241
Total.....	679,963
Average.....	52,305
Home Total.....	450,730
Home Average.....	56,341

2003

Mississippi State.....	52,856
Nevada*.....	56,471
Arizona.....	40,462
Michigan*.....	59,023
Washington State*.....	57,473
Utah.....	44,676
Arizona State.....	53,762
Stanford*.....	57,627
Washington.....	72,450
California*.....	57,511
UCLA.....	56,083
Oregon State*.....	58,102
Minnesota (El Paso).....	49,894
Total.....	716,390
Average.....	55,107
Home Total.....	346,207
Home Average.....	57,701

2004

Indiana*.....	57,550
Oklahoma.....	84,574
Idaho*.....	57,912
Arizona State*.....	58,208
Washington State.....	35,117
Arizona*.....	58,237
Stanford.....	33,250
Washington*.....	58,101
California.....	65,615
UCLA*.....	58,344
Oregon State.....	37,042
Total.....	603,950
Average.....	54,905
Home Total.....	348,352
Home Average.....	58,059

2005

Houston.....	19,981
Montana*.....	58,169
Fresno State*.....	58,201
USC*.....	59,129
Stanford.....	27,690
Arizona State.....	62,789
Washington*.....	58,269
Arizona.....	48,052
California*.....	58,309
Washington State.....	27,595
Oregon State*.....	58,525
Oklahoma (San Diego).....	65,416
Total.....	602,125
Average.....	50,177
Home Total.....	350,602
Home Average.....	58,434

2006

Stanford*.....	58,450
Fresno State.....	42,281
Oklahoma*.....	59,269
Arizona State.....	58,526
California.....	72,516
UCLA*.....	58,618
Washington State.....	35,117
Portland State*.....	57,493
Washington*.....	58,408
USC.....	92,000
Arizona*.....	58,029
Oregon State.....	44,015
BYU (Las Vegas).....	44,615
Total.....	739,337
Average.....	56,872
Home Total.....	350,267
Home Average.....	58,378

2007

Houston*.....	57,662
Michigan.....	109,733
Fresno State*.....	58,525
Stanford.....	35,019
California*.....	59,273
Washington State*.....	58,749
Washington.....	66,481
USC*.....	59,277
Arizona State*.....	59,379
Arizona.....	50,387
UCLA.....	72,434
Oregon State*.....	59,050
South Florida (El Paso).....	49,867
Total.....	795,836
Average.....	61,218
Home Total.....	411,915
Home Average.....	58,845

2008

Washington*.....	58,778
Utah State*.....	58,060
Purdue.....	54,666
Boise State*.....	58,713
Washington State.....	30,927
USC.....	82,765
UCLA*.....	58,728
Arizona State.....	69,406
California.....	61,432
Stanford*.....	58,013
Arizona*.....	58,369
Oklahoma State (San Diego).....	59,106
Total.....	755,282
Average.....	58,099
Home Total.....	350,661
Home Average.....	58,444

2009

Boise State.....	34,127
Purdue*.....	57,772
Utah*.....	58,017
California*.....	58,975
Washington State*.....	57,378
UCLA.....	77,819
Washington.....	67,809
USC*.....	59,592
Stanford.....	43,924
Arizona State*.....	58,475
Arizona.....	57,863
Oregon State*.....	59,597
Ohio State (Pasadena).....	93,963
Total.....	785,311
Average.....	60,409
Home Total.....	409,806
Home Average.....	58,544

2010

New Mexico*.....	59,104
Tennessee.....	102,035
Portland State*.....	58,086
Arizona State.....	60,326
Stanford*.....	59,818
Washington State.....	24,768
UCLA*.....	59,372
USC.....	88,726
Washington*.....	60,017
California.....	65,963
Arizona*.....	59,990
Oregon State.....	46,469
Auburn (Glendale).....	78,603
Total.....	823,277
Average.....	63,329
Home Total.....	356,387
Home Average.....	59,398

2011

LSU (Arlington).....	87,711
Nevada*.....	58,818
Missouri State*.....	58,847
Arizona.....	56,096
California*.....	58,796
Arizona State*.....	60,055
Colorado.....	52,123
Washington State*.....	59,126
Washington.....	69,407
Stanford.....	50,360
USC*.....	59,933
Oregon State*.....	59,802
UCLA* (Pac-12 Champ.).....	59,376
Wisconsin (Pasadena).....	91,245
Total.....	881,695
Average.....	62,978
Home Total.....	474,753
Home Average.....	59,344

2012

Arkansas State*.....	56,144
Fresno State*.....	55,755
Tennessee Tech*.....	57,091
Arizona*.....	58,344
Washington State (Seattle).....	60,929
Washington*.....	58,792
Arizona State.....	71,004
Colorado*.....	57,521
USC.....	93,607
California.....	57,672
Stanford*.....	58,792
Oregon State.....	47,249
Kansas State (Glendale, Ariz.).....	70,242
Total.....	803,142
Average.....	61,780
Home Total.....	402,439
Home Average.....	57,491

OREGON ATTENDANCE MARKS

Most Attendance 10-Game Season (home and away)—355,823 (1962)
Most Attendance 11-Game Season (home and away)—603,950 (2004)
Most Attendance 12-Game Season (home and away)—606,808 (1999)
Most Attendance 13-Game Season (home and away)—823,277 (2010)
Most Attendance 14-Game Season (home and away)—881,695 (2011)
Best Average Season (home and away)—63,329 (2010)
Most Home Attendance Season (5 Games)—207,569 (1991)
Most Home Attendance Season (6 Games)—356,387 (2010)
Most Home Attendance Season (7 Games)—411,915 (2007)
Most Home Attendance Season (8 Games)—474,753 (2011)
Best Average Season (home)—59,398 (2010)
Most Attendance Game—109,733 at Michigan (2007)
Most Attendance Game, Hayward Field—23,500 vs. Oregon State (1949)
Most Attendance Game, Multnomah Stadium—37,263 vs. Washington (1959)
Most Attendance Game, Autzen Stadium—60,055 vs. Arizona State (2011)
Most Attendance Game, Autzen (pre-2002)—47,612 vs. Washington (1992)



Rob Mullens
 director of athletics
 fourth year at Oregon
 West Virginia University, 1991, '93

After being named the University of Oregon's 12th director of intercollegiate athletics on July 15, 2010, Rob Mullens did not waste any time in putting his own stamp on the continual success of the Ducks' athletics department while being the beneficiary of one of the most successful eras in school history.

Mullens arrived at Oregon from the University of Kentucky, where he served as deputy director of athletics and managed day-to-day operations for Kentucky's 22-sport athletics department, with an annual operating budget of \$79 million.

In his three-year tenure in Eugene, he has implemented his philosophy of financial efficiency while overseeing a \$93.8 million budget for the 2013 fiscal year, in addition to enhancing the department's model of self-sufficiency.

He has assisted with the continued success of a football program that has been surpassed by few nationally, with the Ducks claiming three conference championships in four seasons, including the inaugural Pac-12 Championship Game title, while becoming the only school in the country to appear in a fourth consecutive BCS bowl game following the 2012 regular season. Following a Rose Bowl victory in the 2012 *Granddaddy of Them All*, Oregon posted a second straight BCS bowl win by downing Kansas State in the 2013 Fiesta Bowl.

Spurred by a No. 2 final national ranking in football, NCAA championships in women's cross country and indoor track & field, a national runner-up finish in volleyball, a Sweet 16 run by the men's basketball team and postseason national seeds for baseball and softball, the Ducks registered a school-record 929.75 points in the Director's Cup to place 15th overall and rank among the top 25 for a fourth time in five years. Oregon is the only program with 18 or fewer NCAA sports in the history of the Director's Cup - which measures the collective success of college athletic departments - to place among the top 15 nationally, a feat the Ducks have done twice.

Off the field, Mullens saw UO student-athletes earn six Capitol One Academic All-America awards, matching a single-season best for the second year in a row. All told, 95 student-athletes won academic all-conference awards, including a pair of Pac-12 Scholar-Athletes of the Year.

He also was at the helm as the Ducks opened their spectacular Matthew Knight Arena, which plays host to the school's men's and women's basketball teams, women's volleyball and acrobatics and tumbling, in addition to benefitting the entire Eugene-Springfield communities as a state-of-the-art venue for concerts, cultural forums and world-class entertainment.

His background is in accounting and auditing, and he promoted sound fiscal management and self-sufficiency at the University of Kentucky. During his total of eight years at Kentucky, the athletic department's operating budget expanded by nearly 70 percent. Fundraising for the department hit record levels each of the past seven years prior to his departure.

Prior to being named deputy director of athletics at Kentucky in 2006, Mullens began as the university's executive associate director of athletics in 2002. He served at the University of Maryland from 1996 to 2002, starting as assistant director of athletics for business and ultimately as executive senior associate director of athletics and chief of staff.

The West Virginia native was senior athletics business manager at the University of Miami (Fla.) from 1994 to 1996, and prior to that he was an accountant/auditor at Ernst & Young in Raleigh, N.C.

The 44-year-old Mullens earned a bachelor's degree in business administration and a master's in sport management from West Virginia University in 1991 and 1993, respectively. He and his wife, Jane, have two sons - Cooper and Tanner.



Dr. Michael Gottfredson
 university president
 second year at Oregon

Dr. Michael R. Gottfredson joined the University of Oregon as its 17th president in 2012. Previously, he was a professor of criminology, law, and society and of sociology at the University of California, Irvine, where he also served as executive vice chancellor and provost since 2000.

Gottfredson holds a Ph.D. and an M.A. from the State University of New York, Albany, and an A.B. from the University of California, Davis. His research and teaching specialties are the causes of crime and delinquency and the criminal justice process. He (with Travis Hirschi) is well known for the development of the self-control theory of crime and delinquency and for the study of how these behaviors relate to age. The theory has stimulated a great deal of research, and their description of how and why age relates to crime has become central to research, theory, and policy about crime and delinquency. Gottfredson's work on victimization led to the development of the "lifestyle/opportunity" theory of criminal victimization, a prominent explanation for differential risks from crime. His systematic study (with Don Gottfredson) of how arrest, prosecution, and sentencing decisions are made in criminal justice contributed to greater understanding of the use of discretion and to the widespread use of structured guidelines in the criminal law.

As an administrator, he led a major expansion of the UC-Irvine infrastructure, blending state, campus, and private support. He helped to create the California Institute for Telecommunications and Technology, including the construction of a \$55 million research facility, and the new public law school.

Gottfredson is the author or editor (with others) of several books, including *Control Theories of Crime and Delinquency* (2003); *Personal Liberty and Community Safety* (1995); *The Generality of Deviance* (1994); *A General Theory of Crime* (1990); *Decision-making in Criminal Justice* (1988); *Positive Criminology* (1987); *Policy Guidelines for Bail: An Experiment in Court Reform* (1985); *Understanding Crime* (1980); and *Victims of Personal Crime* (1978). He has published numerous articles in journals, including *Criminology*, *American Journal of Sociology*, *American Sociological Review*, *Advances in Criminological Theory*, and various law reviews. He has frequently consulted with state, county, and federal governments concerning criminal justice policy.

Gottfredson is a Fellow of the American Society of Criminology and was the Andersen Consulting "Professor of the Year" in 1996 at the University of Arizona's College of Business and Public Administration.

Prior to joining UC-Irvine, Gottfredson served in several positions at the University of Arizona from 1985 to 2000, including interim senior vice president for academic affairs and provost, vice provost, and vice president of Undergraduate Education. Other academic positions Gottfredson has held include associate professor at the Claremont Graduate School, Claremont, California, from 1983-1985; associate professor of sociology, University of Illinois, Urbana, from 1981 to 1983; assistant professor at the Graduate School of Criminal Justice, State University of New York at Albany from 1977 to 1979; and director of the Criminal Justice Research Center in Albany, New York, from 1976 to 1979.

He is married to Karol Gottfredson, who was the coordinator of the Intern Teacher Credential Program at UC-Irvine. The Gottfredsons have a daughter, Katherine, a son, Bryan, a daughter-in-law, Meghan, and two young granddaughters.

PAC-12 BOWL SELECTION PROCEDURE

DETERMINATION OF DIVISION CHAMPIONS AND CONFERENCE CHAMPIONSHIP GAME HOST

If a Conference team is not ranked No. 1 or No. 2 in the Bowl Championship Series (BCS) ranking system, the following procedures will determine the Pac-12's Rose Bowl Representative. The Pac-12 Rose Bowl representative shall be the winner of the Conference Championship Game between the divisional winners from the North and South Divisions. The host of the Pac-12 Championship Game will be determined by the team with the best regular-season record in all conference games. In the event of a tie, the host team shall be determined by the following: criteria -

Two-Team Tie.

1. Head-to-head competition between the two tied teams.
 - a. If no game is played between the two tied teams or that game ends in a tie, the following tie-breaking procedures would be applied:
2. Record in games played within the division
3. Record against the next highest placed team in the division (Based on record in all games played within the conference), proceeding through the division.
4. Record in common conference games.
5. Highest BCS Ranking following the last weekend of regular-season games.
6. Total number of wins in a 12-game season. The following conditions will apply to the calculation of the total number of wins:
 - a. Only one win against a team from the NCAA Football Championship Subdivision or lower division will be counted annually.
7. Coin toss.

Multiple-Team Ties.

The following procedures will only be used to eliminate all but two teams, at which point the two-team tie-breaking procedure will be applied.

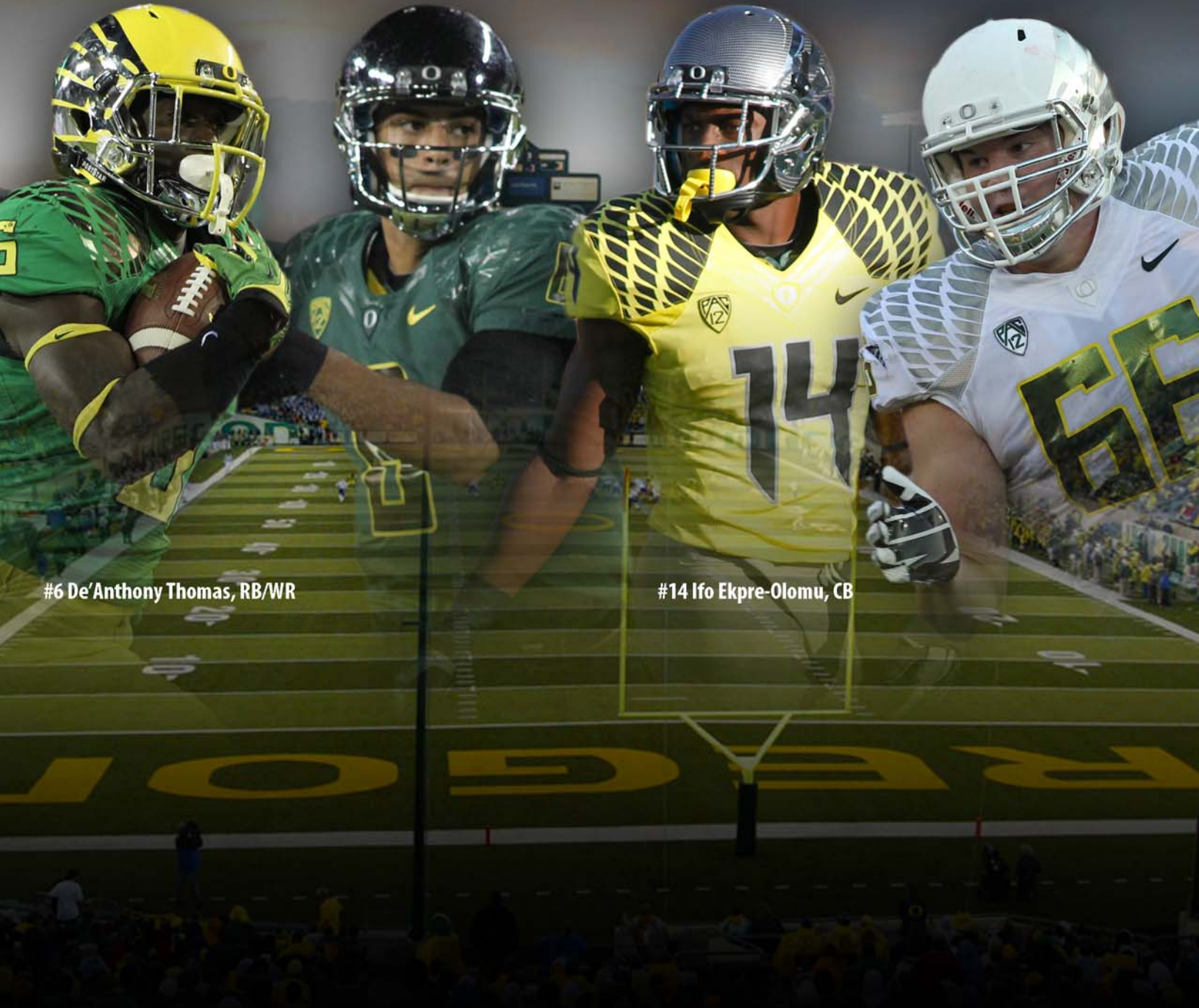
1. Head-to-head (Best record in games among the tied teams).
2. Record in games played within the division.
3. Record vs. the next highest placed team in the division (based on record in all games played within the conference), proceeding through the division.
4. Record in common conference games.
5. Highest BCS ranking following the last weekend of regular-season games.

2013-14 BOWL SCHEDULE

Date	Bowl	Location	TV	Time (ET)	Matchup
Dec. 21	Gildan New Mexico	Albuquerque, N.M.	ESPN	2:00 p.m.	MWC vs. Pac-12
	Las Vegas	Las Vegas, Nev.	ABC	3:30 p.m.	MWC vs. Pac-12
	Famous Idaho Potato	Boise, Idaho	ESPN	5:30 p.m.	MAC vs. MWC
	R&L Carriers New Orleans	New Orleans	ESPN	9:00 p.m.	Sun Belt vs. C-USA
Dec. 23	Beef O'Brady's St. Petersburg	St. Petersburg, Fla.	ESPN	2:00 p.m.	American vs. C-USA
Dec. 24	Sheraton Hawai'i	Honolulu, Hawai'i	ESPN	8:00 p.m.	C-USA vs. MWC
Dec. 26	Little Caesars Pizza	Detroit, Mich.	ESPN	6:00 p.m.	MAC vs. Big Ten
Dec. 26	San Diego Co. Credit Union Poinsettia	San Diego, Calif.	ESPN	9:30 p.m.	Army vs. MWC
Dec. 27	Kraft Fight Hunger	San Francisco	ESPN	9:30 p.m.	BYU vs. Pac-12
	Military pres. by Northrop Grumman	Annapolis, Md.	ESPN	2:30 p.m.	C-USA vs. ACC
	Texas	Houston, Texas	ESPN	6:00 p.m.	Big Ten vs. Big 12
Dec. 28	New Era Pinstripe	New York City	ESPN	Noon	American vs. Big 12
	Belk	Charlotte, N.C.	ESPN	3:20 p.m.	American vs. ACC
	Russell Athletic	Orlando, Fla.	ESPN	6:45 p.m.	ACC vs. American
	Buffalo Wild Wings	Tempe, Ariz.	ESPN	10:15 p.m.	Big Ten vs. Big 12
Dec. 30	Valero Alamo	San Antonio, Texas	ESPN	6:45p.m.	Big 12 vs. Pac-12
	Bridgepoint Education Holiday	San Diego, Calif.	ESPN	10:15 p.m.	Big 12 vs. Pac-12
	Bell Helicopter Armed Forces	Fort Worth, Texas	ESPN	11:45 a.m.	MWC vs. Navy
	Franklin American Mort. Music City	Nashville, Tenn.	ESPN	3:15 p.m.	ACC vs. SEC
Dec. 31	Hyundai Sun Bowl	El Paso, Tex.	CBS	2:00 p.m.	ACC vs. Pac-12
	AdvoCare V100 Independence	Shreveport, La.	ESPN	12:30 p.m.	ACC vs. SEC
	AutoZone Liberty	Memphis, Tenn.	ESPN	4:00 p.m.	C-USA/American vs. SEC
	Chick-fil-A	Atlanta, Ga.	ESPN	8:00 p.m.	ACC vs. SEC
Jan. 1	Rose Bowl Game pres. by VIZIO	Pasadena, Calif.	ESPN	5:00 p.m.	BCS vs. BCS
	Tostitos Fiesta	Glendale, Ariz.	ESPN	8:30 p.m.	BCS vs. BCS
	TaxSlayer.com Gator	Jacksonville, Fla.	ESPN2	Noon	Big Ten vs. SEC
	Heart of Dallas	Dallas, Texas	ESPNU	Noon	Big Ten vs. C-USA
	Capital One	Orlando, Fla.	ABC	1:00 p.m.	Big Ten vs. SEC
	Outback	Tampa, Fla.	ESPN	1:00 p.m.	Big Ten vs. SEC
Jan. 2	Allstate Sugar	New Orleans, La.	ESPN	8:30 p.m.	BCS vs. BCS
Jan. 3	Discover Orange	Miami, Fla.	ESPN	TBA	BCS vs. BCS
	AT&T Cotton	Arlington, Texas	FOX	7:30 p.m.	Big 12 vs. SEC
Jan. 4	BBVA Compass	Birmingham, Ala.	ESPN	1:00 p.m.	SEC vs. American
Jan. 5	GoDaddy.com	Mobile, Ala.	ESPN	9:00 p.m.	MAC vs. Sun Belt
Jan. 6	VIZIO BCS National Championship	Pasadena, Calif.	ESPN	8:30 p.m.	BCS #1 vs. BCS #2

#8 Marcus Mariota, QB

#66 Taylor Hart, DL



#6 De'Anthony Thomas, RB/WR

#14 Ifo Ekpre-Olomu, CB

2013 Schedule

Aug 31 NICHOLLS **Sept 7 at Virginia** **Sept 14 TENNESSEE**
Sept 28 CALIFORNIA * **Oct 5 at Colorado *** **Oct 12 at Washington ***
Oct 19 WASHINGTON STATE * **Oct 26 UCLA *** **Nov 7 at Stanford ***
Nov 16 UTAH * **Nov 23 at Arizona *** **Nov 29 OREGON STATE ***

Home Games in CAPS * Pac-12 Game