




INDIANA BASKETBALL

2013-14 RECORD BOOK



2013 BIG TEN CHAMPIONS



**HIGHEST PAIR OF NBA DRAFT PICKS
IN INDIANA BASKETBALL HISTORY**



**PUBLIC RECOGNITION AWARD FOR PERFECT
MULTIYEAR ACADEMIC PROGRESS RATE**



TABLE OF CONTENTS

TEAM INFORMATION

Quick Facts	2
Roster	3
Schedule	4
Highlighting The Hoosiers.....	5-7

COACHES AND STAFF

Tom Crean	8-11
Tim Buckley	12
Steve McClain	14
Kenny Johnson	16
Je'Ney Jackson	17
Tim Garl	18
Jayd Grossman	19
Seth Cooper	20
Support Staff	21-24
Cook Hall	25

PLAYERS

Will Sheehy	26
Evan Gordon	30
Jeff Howard	32
Taylor Wayer	34
Austin Etherington	36
Jonny Marlin	38
Kevin "Yogi" Ferrell	40
Hanner Mosquera-Perea	43
Jeremy Hollowell	45
Peter Jurkin	47
Noah Vonleh	49
Andrew Calomeris	50
Troy Williams	51
Devin Davis	52
Joe Fagan	53
Stanford Robinson	54
Collin Hartman	55
Luke Fischer	56
Crean Graduates	57

OPPONENTS

2012-13 Opponents	58
2013 NCAA Tournament Bracket	60
All-Time Series Records	61
All-Time Record at Assembly Hall	63
All-Time Record by Conference	64
All-Time Series Scores	66

2011-12 IN REVIEW

2011-12 Box Scores	82
Overall Stats	118
Big Ten Only Stats	119
Game-by-Game Leaders	120
Schedule/Results	122
Team Highs	123
Team Lows	124
Individual Highs	125
Team Game-by-Game	126
Opponent Game-by-Game	127
Comparison Stats	128
2011-12 Big Ten Standings	129
2013 Big Ten Tournament Bracket	130
2011-12 Big Ten Stats	131
Hustle Board	135

The Last Time	136
Specialty Stats	138

HISTORY AND RECORDS

All-Americans	140
Big Ten MVPs	151
Honor Roll	155
1940 NCAA Champions	157
1953 NCAA Champions	158
1976 NCAA Champions	159
1981 NCAA Champions	160
1987 NCAA Champions	161
1,000 Point Scorers	162
Scoring Records	164
Rebounding Records	168
Assists Records	170
Steals Records	172
Blocked Shots Records	173
Field Goals Records	175
3-Point Field Goals Records	179
Free Throws Records	182
Double-Doubles	186
Class Records	187
Team Streaks	192
Team Records	193
Assembly Hall Records	195
Vs. Ranked Opponents	196
All-Time Roster by Number	201
Year-By-Year Results	203
Regular Season Tournaments	219
A.P. Poll History	220
Team Records by Decade	221
NCAA Tournament Results	223
Yearly Statistics	225
All-Time Head Coaches	233
All-Time Coaching Staffs	235
Branch McCracken	236
Bob Knight	237
Hoosiers in the NBA	240
2013 NBA Draft	242
Going Global	243
All-Time Letterwinners	244
Manager Letterwinners	249
Hoosier Timeline	250
Hoosiers in Indianapolis	256
Hoosier Home Courts	257

MEDIA AND ADMINISTRATION

Big Ten Conference	259
University Administration	260
Athletics Administration	261
NCAA Compliance	262
Television Partners	263
Media Outlets	264
Media Information	265
IU Media Relations Staff	266
IU Radio Network	267
Radio/TV Roster	268

CREDITS

The 2013-14 Indiana Men's Basketball History and Records Book is a production of the Indiana University Athletics Media Relations Department. Individuals wishing to reproduce any portion of the book should obtain prior consent from Indiana University Athletics Media Relations office by calling (812) 855-9399 or at the following address:

IU MEDIA RELATIONS
1001 E. 17TH STREET
ASSEMBLY HALL
BLOOMINGTON, IN 47408

Cover Design	Ashley Strauss
Content	J.D. Campbell, Nathan Wiechers, Shana Daniels, IU Media Relations Staff
Editing	IU Media Relations Staff
Graphic Design	Ashley Strauss, Nathan Wiechers
Layout	Nathan Wiechers, J.D. Campbell Ryan Preske
Photography	Mike Dickbernd, Peter Stevenson, Lauren Waiz, Paul Riley, NBA Photos, Joe Eke, Aaron Bernstein, IU Archives, A.J. Mast, Heather Brogden/ IU Comm., Garrett Ellwood/NBAE/Getty Images, USA Basketball, Dave Saffran/ MSG Photos, George Kalinsky for Madison Square Garden

QUICK FACTS

UNIVERSITY INFORMATION

School.....	Indiana University
Location.....	Bloomington, Ind.
Population.....	80,405
Founded.....	1820
Enrollment.....	42,731
Nickname.....	Hoosiers
Colors.....	Cream and Crimson
Conference.....	Big Ten
Arena (Capacity).....	Assembly Hall (17,472)
University President.....	Michael A. McRobbie
Vice President/Athletics Director.....	Fred Glass
Faculty Athletics Representative.....	Kurt Zorn

BASKETBALL STAFF

Head Coach.....	Tom Crean
Alma Mater, Year.....	Central Michigan, 1989
Record at Indiana.....	84-82 (6th Year)
Career Record (Years).....	274-178 (15th Year)

Associate Head Coaches.....	Tim Buckley (6th Year)
.....	Steve McClain (4th year)
Assistant Coach/Recruiting Coordinator.....	Kenny Johnson (2nd Year)
Asst. A.D.-Basketball Administration.....	Jayd Grossman (6th Year)
Strength and Conditioning.....	Je'Ney Jackson (4th Year)
Assistant Strength and Conditioning Coach.....	Seth Cooper (4th year)

Athletic Trainer.....	Tim Garl (33rd Year)
Team Physician.....	Dr. Larry Rink (34th Year)
Orthopedic Surgeon.....	Dr. Steve Ahlfeld (29th Year)
Assistant to the Head Coach.....	Beth McLaughlin (7th Year)
Office Assistant.....	Casey Hockersmith (4th Year)
Basketball Office Phone.....	(812) 855-2238

2012-13 IN REVIEW

Overall Record.....	29-7
Big Ten Record (Regular Season Finish).....	14-4 (1st)
Final AP Ranking.....	4
Final ESPN/USA Today Ranking.....	7
Postseason.....	Lost in Sweet 16

TEAM INFORMATION

Starters Returning/Lost.....	1/4
Letterwinners Returning/Lost.....	7/8
Newcomers.....	10

RETURNING STARTERS

Kevin "Yogi" Ferrell..... SO, 6-0, G, 7.6 ppg, 2.7 rpg, 4.1 apg (2012-13)

KEY RETURNING LETTERMEN

Austin Etherington..... R-SO, 6-6, F, 1.9ppg, 1.7 rpg (2012-13)
Jeremy Hollowell..... SO, 6-8, F, 2.8 ppg, 2.1 rpg (2012-13)
Peter Jurkin..... SO, 7-0, C, appeared in 3 games (2012-13)
Hanner Mosquera-Perea..... SO, 6-8, F, 0.9 ppg, 1.5 rpg (2012-13)
Will Sheehy..... SR, 6-7, F, 9.5 ppg, 3.5 rpg, 48.6 FG% (2012-13)

KEY NEWCOMERS

Devin Davis..... FR, F, 6-7, 221, Indianapolis, Ind./Warren Central
Luke Fischer..... FR, C, 6-11, 230, Germantown, Wis./Germantown
Evan Gordon*..... Transfer, R-SR, G, 6-0, 192, Indianapolis, Ind./Arizona St.
Collin Hartman..... FR, F, 6-6, 210, Indianapolis, Ind./Cathedral
Jonny Marlin**..... Transfer, R-SO, G, 162, Greenwood, Ind./IPFW
Stanford Robinson..... FR, G, 6-4, 193, Landover, Md./Findlay (Nev.) Prep
Noah Vonleh..... FR, F, 240lbs, Haverhill, Mass/New Hampton School
Troy Williams..... FR, F, 6-7, 206, Hampton, Va./Oak Hill Academy

* - eligible to play 2013-14 season due to fifth year transfer exception

** - sat out 2012-13 season so he is eligible for 2013-14 season

TEAM HISTORY

First Year of Men's Basketball.....	1900-01
Record (Years).....	1701-942 (113 years)
Big Ten Record (Years).....	877-619 (113 years)
Big Ten Regular-Season Titles.....	21 (Last in 2013)
Big Ten Tournament Titles.....	None
NCAA Tournament Appearances (Record).....	37 (64-32)
NCAA Championships.....	1940, 1953, 1976, 1981, 1987
Last NCAA Tournament Appearance.....	2013

MEDIA RELATIONS

Sr. Assistant Athletic Director (MBB Contact).....	J.D. Campbell
Cell Phone.....	812-322-1437
E-mail.....	jc56@indiana.edu
Fax.....	812-855-9401

Assistant Director (Secondary MBB Contact).....	Nathan Wiechers
Office Phone.....	812-856-0146
Cell Phone.....	812-345-1991
Email.....	nwiecher@indiana.edu

Press Row Phone.....	812-855-2754
SID Mailing Address.....	Athletics Media Relations
.....	Assembly Hall
.....	1001 East 17th St.,
.....	Bloomington, IN 47408
Athletics Web Site.....	IUhoosiers.com
Twitter.....	twitter.com/indianaMBB
Facebook.....	Facebook.com/IndianaMensBasketball

2013-14 ROSTER

NUMERICAL

#	Name	Ht.	Wt.	Pos.	Yr/Exp	Hometown/High School/Previous College
0	Will Sheehy	6-7	200	F	Sr./3L	Stuart, Fla./Sagemont
1	Noah Vonleh	6-10	240	F	Fr./HS	Haverhill, Mass./New Hampton School
2	Andrew Calomeris	6-4	186	G	Fr./HS	Potomac, Md./Good Counsel
3	Jonny Marlin	5-10	162	G	R-So./TR	Greenwood, Ind./Center Grove/IPFW
5	Troy Williams	6-7	206	F	Fr./HS	Hampton, Va./Oak Hill Academy
10	Evan Gordon	6-0	192	G	Gr./TR	Indianapolis, Ind./North Central/Arizona State
11	Kevin "Yogi" Ferrell	6-0	178	G	So./1L	Indianapolis, Ind./Park Tudor
12	Hanner Mosquera-Perea	6-9	225	F	So./1L	Istmina, Colombia./La Lumiere School
13	Austin Etherington	6-6	213	F	R-So./1L	Cicero, Ind./Hamilton Heights
15	Devin Davis	6-7	221	F	Fr./HS	Indianapolis, Ind./Warren Central
20	Taylor Wayer	5-11	187	G	Sr./3L	Indianapolis, Ind./Bishop Chatard
21	Joe Fagan	6-4	195	G	Fr./HS	Indianapolis, Ind./Bishop Chatard
22	Stanford Robinson	6-4	193	G	Fr./HS	Landover, Md./Findlay (Nev.) Prep
24	Jeff Howard	6-8	225	F	Sr./3L	Westfield, Ind./Westfield
30	Collin Hartman	6-6	210	F	Fr./HS	Indianapolis, Ind./Cathedral
33	Jeremy Hollowell	6-8	219	F	So./1L	Indianapolis, Ind./Lawrence Central
42	Peter Jurkin	7-0	230	C	So./1L	Juba, South Sudan/United Faith Christian Acad.
44	Luke Fischer	6-11	230	C	Fr./HS	Germantown, Wis./Germantown

ALPHABETICAL

#	Name	Ht.	Wt.	Pos.	Yr/Exp	Hometown/High School/Previous College
2	Andrew Calomeris	6-4	186	G	Fr./HS	Potomac, Md./Good Counsel
15	Devin Davis	6-7	221	F	Fr./HS	Indianapolis, Ind./Warren Central
13	Austin Etherington	6-6	213	F	R-So./1L	Cicero, Ind./Hamilton Heights
21	Joe Fagan	6-4	195	G	Fr./HS	Indianapolis, Ind./Bishop Chatard
11	Kevin "Yogi" Ferrell	6-0	178	G	So./1L	Indianapolis, Ind./Park Tudor
44	Luke Fischer	6-11	230	C	Fr./HS	Germantown, Wis./Germantown
10	Evan Gordon	6-0	192	G	Gr./TR	Indianapolis, Ind./North Central/Arizona State
30	Collin Hartman	6-6	210	F	Fr./HS	Indianapolis, Ind./Cathedral
33	Jeremy Hollowell	6-8	219	F	So./1L	Indianapolis, Ind./Lawrence Central
24	Jeff Howard	6-8	225	F	Sr./3L	Westfield, Ind./Westfield
42	Peter Jurkin	7-0	230	C	So./1L	Juba, South Sudan/United Faith Christian Acad.
3	Jonny Marlin	5-10	162	G	R-So./TR	Greenwood, Ind./Center Grove/IPFW
12	Hanner Mosquera-Perea	6-9	225	F	So./1L	Istmina, Colombia./La Lumiere School
22	Stanford Robinson	6-4	193	G	Fr./HS	Landover, Md./Findlay (Nev.) Prep
0	Will Sheehy	6-7	200	F	Sr./3L	Stuart, Fla./Sagemont
1	Noah Vonleh	6-10	240	F	Fr./HS	Haverhill, Mass./New Hampton School
20	Taylor Wayer	5-11	187	G	Sr./3L	Indianapolis, Ind./Bishop Chatard
5	Troy Williams	6-7	206	F	Fr./HS	Hampton, Va./Oak Hill Academy

Head Coach: Tom Crean (Central Michigan, '89)

Associate Head Coach: Tim Buckley (Bemidji State, '86)

Associate Head Coach: Steve McClain (Chadron State, '84)

Assistant Coach/Recruiting Coordinator: Kenny Johnson (Maryland, '99)

Assistant A.D. - Director of Basketball Administration: Jayd Grossman (Wisconsin-LaCrosse, '92)

Athletic Trainer: Tim Garl (Alabama '78)

Strength and Conditioning Coach: Je'Ney Jackson (Wyoming, '98)

Assistant Strength and Conditioning Coach: Seth Cooper (Edgewood, '06)

Pronunciation Guide: von-lay; cal-oh-maris; hahn-er mosq-air-uh puh-ray-uh

2013-14 SCHEDULE

DATE	DAY	OPPONENT	SITE	TIME	TV
November 8	Friday	Chicago State	Bloomington, Ind.	7 p.m.	BDTN
November 12	Tuesday	LIU Brooklyn+	Bloomington, Ind.	TBA	BTN
November 15	Friday	Samford	Bloomington, Ind.	7 p.m.	BTN
November 17	Sunday	Stony Brook+	Bloomington, Ind.	5 p.m.	BTN

2K SPORTS CLASSIC BENEFITTING WOUNDED WARRIOR PROJECT (Madison Square Garden)

November 21	Thursday	vs. Washington+	New York, N.Y.	9 p.m.	ESPN2
November 22	Friday	vs. Boston College/UConn+	New York, N.Y.	5 p.m./7 p.m.	ESPN2/ESPN

November 26	Tuesday	Evansville	Bloomington, Ind.	8 p.m.	BTN
-------------	---------	------------	-------------------	--------	-----

BIG TEN/ACC CHALLENGE

December 3	Tuesday	at Syracuse	Syracuse, N.Y.	7:15 p.m.	ESPN
December 7	Saturday	North Florida	Bloomington, Ind.	7:30 p.m.	BTN
December 10	Tuesday	Oakland	Bloomington, Ind.	7 p.m.	ESPN2

CROSSROADS CLASSIC (Bankers Life Fieldhouse)

December 14	Saturday	vs. Notre Dame	Indianapolis, Ind.	3:15 p.m.	ESPN
December 20	Friday	Nicholls State	Bloomington, Ind.	7 p.m.	BTN
December 22	Sunday	Kennesaw State	Bloomington, Ind.	Noon	BTN
December 31	Tuesday	at Illinois*	Champaign, Ill.	3 p.m.	ESPN2
January 4	Saturday	Michigan State*	Bloomington, Ind.	2 p.m.	CBS
January 11	Saturday	at Penn State*	University Park, Pa.	Noon	BTN
January 14	Tuesday	Wisconsin*	Bloomington, Ind.	7 p.m.	ESPN
January 18	Saturday	Northwestern*	Bloomington, Ind.	TBA	BTN
January 21	Tuesday	at Michigan State*	East Lansing, Mich.	7 p.m.	ESPN
January 26	Sunday	Illinois*	Bloomington, Ind.	3 p.m.	BTN
January 30	Thursday	at Nebraska*	Lincoln, Neb.	8:15 p.m.	BTN
February 2	Sunday	Michigan*	Bloomington, Ind.	1 p.m.	CBS
February 8	Saturday	at Minnesota*	Minneapolis, Minn.	8:15 p.m.	BTN
February 12	Wednesday	Penn State*	Bloomington, Ind.	7 p.m.	BTN
February 15	Saturday	at Purdue*	West Lafayette, Ind.	4 p.m.	ESPN2
February 18	Tuesday	Iowa*	Bloomington, Ind.	9 p.m.	ESPN
February 22/23	Sat./Sun.	at Northwestern*	Evanston, Ill.	TBA	BTN/CBS
February 25	Tuesday	at Wisconsin*	Madison, Wis.	9 p.m.	ESPN
March 2	Sunday	Ohio State*	Bloomington, Ind.	Noon/4 p.m.	BTN/CBS
March 5	Wednesday	Nebraska*	Bloomington, Ind.	7 p.m.	BTN
March 8	Saturday	at Michigan*	Ann Arbor, Mich.	6 p.m.	ESPN

BIG TEN TOURNAMENT (Bankers Life Fieldhouse)

March 13-16	Th/Fr/Sat/Sun	Big Ten Tournament	Indianapolis, Ind.	TBA	BTN/ESPN/CBS
-------------	---------------	--------------------	--------------------	-----	--------------

+2K Sports Classic

* Big Ten Conference opponent

All times listed are Eastern

HIGHLIGHTING THE HOOSIERS

- The Hoosiers are ranked 24th in the *USA Today/ESPN* Top 25 Coaches Poll to start the 2013-14 season. They were ranked No. 1 to start the year last campaign and finished the season ranked seventh.

- The last time IU was ranked to start the year in back-to-back seasons was 2001-02 (22nd) and 2002-03 (21st).

- Potentially IU could play as many as 10 games against teams who are in the top 25, including three in the non-conference season visiting No. 7 Syracuse, playing No. 22 Notre Dame at the Crossroads Classic in Indianapolis, and possibly taking on No. 19 UConn in the 2K Classic in New York.

- IU is 56-16 during the last two years going 27-9 in 2011-12 and 29-7 in 2012-13. The Hoosiers are 25-11 in the Big Ten during that time.

- The Hoosiers claimed the Big Ten Championship (14-4) in 2013 for the first time since 2002, the first time outright since 1993 and earned their first-ever No. 1 seed in the Big Ten Tourney.

- IU finished No. 7 in the final *Associated Press* poll, the first time they finished the season inside the top 10 since 2002. The Hoosiers had seven wins against Top 25 competition and had three road wins against Top 10 opponents.

Kevin "Yogi" Ferrell

- Preseason Second Team All-Big Ten (Athlon)
- Preseason Third Team All-Big Ten (Lindy's)
- Preseason Second Team All-Big Ten (USA Today)

Noah Vonleh

- Preseason Third Team All-Big Ten (Athlon)
- Preseason Big Ten Newcomer of the Year (Athlon)
- Preseason Big Ten Newcomer of the Year (Lindy's)
- Top Big Ten Newcomer (Sporting News)
- Big Ten Preseason Rookie of the Year (USA Today)
- Big Ten Preseason Newcomer of the Year (CBSSports.com)

- Tom Crean was named USBWA District V Coach of the Year and NABC District 7 Coach of the year for his efforts.

- IU garnered the school's third No. 1 seed in the NCAA Tournament since 1980.

- Saw junior Victor Oladipo and sophomore Cody Zeller earn All-America honors giving IU two USBWA All-Americans in one season for the first time since 1976.



- Saw senior Jordan Hulls (third team) and sophomore Cody Zeller (first team) become the first Hoosiers to earn Academic All-America honors since 1999.


- Saw Zeller earn near unanimous Preseason Player of the Year honors.

- Developed unheralded recruit Victor Oladipo from a player ranked 144th out of high school into a National Player of the Year (Sporting News, Rupp Award).

- Oladipo is just the third player in IU history (Scott May, 1976 and Calbert Cheaney, 1993) to be named Sporting News National Player of the Year.



HIGHLIGHTING THE HOOSIERS



- They were also eighth in field goal percentage (.482) and 11th in rebound margin (7.3).

- IU led the Big Ten and was ranked fifth nationally in home attendance (17,412) and sold out all 19 home games during the 2012-13 season.

- The 7-2 record in road games in the Big Ten was tied for the best road record among major college conference's in the country in 2012-13

- Oladipo is also the second Hoosier (Dane Fife, 2002) to be named Big Ten Defensive Player of the Year and the first to be named NABC Co-Defensive Player of the Year. He is a first-team All-American and first-team All-Big Ten pick.

- Saw junior Will Sheehey become the first Hoosier to earn Big Ten Sixth Man of the Year and freshman Yogi Ferrell named to the league's All-Freshman team. Both Sheehey and Ferrell played for Team USA at the World University Games.

- Indiana led the country in free throws made (672) (18.8 per game), third scoring margin (16.5), fourth in 3-point field goal percentage (40.8) and fifth in scoring (78.6).

- IU had four 1,000-point scorers, from 3 classes, on the court with Watford (1,730), Hulls (1,380), Zeller (1,157) and Oladipo (1,117).

- Tom Crean and his staff have recruited a 1,000-point scorer in each of his first four recruiting classes (2008-Verdell Jones III, 2009-Christian Watford and Jordan Hulls, 2010-Victor Oladipo, 2011-Cody Zeller.

- Men's basketball earned an APR Public Recognition Award for having the top score among all Big Ten teams with a perfect four-year mark of 1,000.

- Sixteen players recruited by Tom Crean have earned Indiana degrees, with four players earning them in less than four years.

- IU was ranked a national-best 11 weeks as the No. 1 team in college basketball in 2012-13.

- Christian Watford improved from a 31.9 percent three-point shooter as a freshman to 48.4 percent as a senior.



- Christian Watford averaged double figures in each of his four seasons and finished at 13.1 points per game.

- Christian Watford made 504 free throws in 616 attempts in four years and never shot below 80.0 percent from the line.



HIGHLIGHTING THE HOOSIERS

- Victor Oladipo improved from a 30.8 shooter from long range as a freshman to 44.1 percent as a senior.

- Victor Oladipo progressed from 7.4 points per game as a freshman to 13.6 points as a junior.

- Victor Oladipo set an IU single-season record in steals with 78.

- Cody Zeller improved his rebounds from 6.6 as a freshman to 8.1 as a sophomore.

- Cody Zeller's two-year total of 475 free throws attempted is the second-most of any player during that span.

- Zeller's 359 free throws made over the last two years are the fourth most of any player in the country during that span.

- Cody Zeller set an IU record by making 59.1 percent of his shots during his two-year career.

- Jordan Hulls finished second on the IU career list with 254 three-point field goals made.

- In the last 2 years, IU has led all major conference schools in 3-pt shooting (41.6)

- In the last 2 years, IU has led all major conference schools in FG shooting (48.7)

- In the last 2 years, IU has led college basketball in free throws made (1,327)

- In the last 2 years, IU has led all major conference schools in FT attempts (1,762)

- Oladipo (2nd, Orlando Magic) and Zeller (4th, Charlotte Bobcats) were the first IU teammates to be selected in the top 5 of the NBA Draft in the same season.

- Since 2008, IU has as many lottery picks (3) as the rest of the Big Ten combined.

- An IU recruit was a McDonald's All-American in each of the last three years in Zeller (2011), Ferrell (2012), and Vonleh (2013).

- Noah Vonleh and Troy Williams are the first IU recruits to play in the Jordan Brand Classic.



TOM CREAN



TOM CREAN

HEAD COACH

SIXTH YEAR AT INDIANA • 15TH YEAR AS COLLEGE HEAD COACH

PERSONAL

DATE OF BIRTH: March 25, 1966

BIRTHPLACE: Mount Pleasant, Mich.

WIFE: Joani

CHILDREN: Megan (18), Riley (14), Ainsley (8)

HIGH SCHOOL: Mt. Pleasant (1985)

COLLEGE: Central Michigan, 1989

B.A., Parks and Recreation

COACHING EXPERIENCE

MICHIGAN STATE UNIVERSITY

1989-90: Assistant Coach

WESTERN KENTUCKY UNIVERSITY

1990-94: Associate Head Coach

UNIVERSITY OF PITTSBURGH

1994-95: Assistant Coach

MICHIGAN STATE UNIVERSITY

1995-97: Assistant Coach

1998-99: Associate Head Coach

MARQUETTE UNIVERSITY

1999-2008: Head Coach

INDIANA UNIVERSITY

2008-Present: Head Coach

Tom Crean and his staff continue to restore and add to the great tradition the Indiana Basketball program has established for many years. During the past two years, he has led IU to a 56-16 record, the 2013 Big Ten Championship and back-to-back appearances for the Hoosiers in the Sweet Sixteen for the first time since 1994. IU also spent 11 weeks as the No. 1 team in the nation a year ago, all of which seemed daunting when he inherited a program facing NCAA sanctions and the return of one scholarship player upon his hiring in April, 2008.

- Since coming to Indiana, he and his staff recruited one of the top 10 classes in the country for 2009, a top 15 class in 2011, the No. 6 class in 2012, and the No. 6 class for 2013. He has posted an 84-82 record in five seasons and has 13 wins over nationally ranked teams in the last three seasons. The Hoosiers are 56-16 the last two seasons.

- This past June, he saw Victor Oladipo selected second in the NBA Draft by the Orlando Magic and Cody Zeller picked fourth by the Charlotte Bobcats making them the highest two IU players have been selected in an NBA Draft in a single season. In addition, Verdell Jones III, Derek Elston, Jordan Hulls and Christian Watford are playing professionally overseas.

- He inherited a program that faced the loss of two scholarships with an APR score of 866. Last June, the Hoosiers received an APR Public Recognition Award and had the top score nationally and among all Big Ten teams with a perfect four-year mark of 1,000.

- In addition, every senior who has played for him at IU has earned his degree. Five, including Jordan Hulls, Derek Elston, Matt Roth, Tom Pritchard and Victor Oladipo earned their bachelor's degree in less than four years and all mentioned except Oladipo have left IU with master's degrees. In 14 years as a head coach, 43 of his seniors have graduated.

2012-13

- IU rallied from a five-point deficit with 54 seconds left at Michigan to post a 72-71 win over the Wolverines, earning the Hoosiers their 21st Big Ten title.

- IU won the title for the first time since 2002, and the first time outright since 1993 and their seven wins against nationally ranked teams in the regular season also was a national best.

- He was named NABC District 7 and USBWA District V Coach of the Year this season for his efforts.

- Led IU to the third most successful back-to-back seasons in school history (1975-76 and 1992-93).

TOM CREAN

- Guided IU to its first No. 1 seed in the Big Ten Tournament and earned the school's third No. 1 seed in the NCAA Tournament since 1980 and first consecutive appearances in the Sweet Sixteen for IU since 1994.
- Watched unheralded recruit junior Victor Oladipo mature from a raw athletic player into the Sporting News National Player of the Year and Rupp Award winner as the nation's Player of the Year.
- Oladipo is just the third player in IU history (Scott May, 1976 and Calbert Cheaney, 1993) to be named Sporting News National Player of the Year. Oladipo also is just the second Hoosiers (Dane Fife, 2002) to be named Big Ten Defensive Player of the Year. He is a First Team All-American and a First Team All-Big Ten pick.
- Oladipo and sophomore Cody Zeller earned All-America honors giving IU two USBWA All-Americans in one season for the first time since 1976. The duo also was honored by AP and were members of 10-man Wooden All-American squad.
- Saw senior Jordan Hulls and sophomore Cody Zeller become the first Hoosiers to earn Academic All-America honors since 1999.
- Had Will Sheehey become the first Hoosier to win the Big Ten Sixth Man of the Year and also saw Yogi Ferrell named All-Freshman.
- Had four 1,000-point scorers on the court with senior All-Big Ten pick Christian Watford (1,730), Hulls (1,380), Zeller (1,157) and Oladipo (1,117) for the first time in IU history.
- Saw his squad post a Big Ten-high six student athletes on the league's All-Academic team.
- IU notched a national best among power conference's with a 7-2 road record.
- Saw IU post a win at No. 4 Michigan State, the highest-ranking road win in school history.
- Also posted an 81-68 road win at #10 Ohio State, the first road win against a ranked foe since 2002.
- The win over Michigan State gave Indiana four wins against teams ranked in the AP Top 10 at the time the game was played, the most in a single-season since 1992-93 season (six).
- Saw No. 3 IU defeat No. 1 Michigan at home, 81-73, in a game that featured the two highest ranked teams ever to play in Assembly Hall. The Hoosiers followed that up with a 72-71 win at Michigan on the final day of the regular season to win the Big Ten crown.
- On Jan. 30, 2013, Indiana topped Purdue in West Lafayette by a score of 97-60, the third-largest margin of victory by the road team in a Big Ten Conference game. The loss was also the worst-ever loss for Purdue in Mackey Arena.
- Led the Big Ten in scoring, scoring margin, three-point field goal percentage and free throw percentage.
- Signee Noah Vonleh played in the McDonald's All-American game marking the third straight year that an Indiana recruit (Zeller, Ferrell) will play in the fabled event. Vonleh and signee Troy Williams also played in the Jordan Brand Classic All-Star game, a first for the Hoosiers.

2011-12

- Guided IU to its sixth-winningest season in school history with a 27-9 mark and a berth in the NCAA Tournament's Sweet 16 and a No. 13 national ranking.
- Crean was named National Coach of the Year by ESPN.com and Big Ten Coach of the Year by The Sporting News following the 2011-12 season.
- Led IU to a No. 7 and No. 8 national ranking in his fourth season and guided the Hoosiers to wins over the No. 1 (Kentucky), No. 2 (Ohio State) and No. 5 (Michigan State) teams this season, the first IU team to ever do so in the regular season. IU was ranked 16th and 17th in the final regular season polls.
- Led IU to the largest turnaround among major college conferences with a 15 1/2 game improvement, tying for the best in Big Ten history.
- In the win over Kentucky, junior Christian Watford's game winning 3-pointer was named Geico National Play of the Year and won an ESPY for Play of the Year.
- Saw freshman Cody Zeller earn AP All-American honors and had Watford earn All-South Region accolades at the NCAA Tournament. Zeller also earned All-District awards from the NABC and USBWA and was a second team All-Big Ten choice.
- Watford, junior Jordan Hulls, and sophomore Victor Oladipo earned honorable mention All-Big Ten honors, and Oladipo was a member of the All-Defensive team.
- Saw IU lead the Big Ten in scoring, 3-point field goal shooting, field goal percentage and finish second in free throw percentage. The Hoosiers were second in the nation in 3-point percentage, fifth in overall shooting and 11th from the line.



Coach Crean joined by the four members of the 2012-13 team that scored 1,000 career points: (from left) Christian Watford, Cody Zeller, Coach Crean, Victor Oladipo and Jordan Hulls.

AT MARQUETTE

- Recruited and coached future NBA players Travis Deiner, Lazar Hayward, Wes Matthews, Steve Novak, and Dwyane Wade.

TOM CREAN

- Over his final seven seasons at Marquette, he compiled an aggregate record of 160-68 (.702).
- He is a two-time recipient of the Ray Meyer Conference USA, NABC District XI and USBWA District V Coach of the Year awards, and in 2003 won the Coach Clair Bee Award as well as being named a finalist for the Naismith National Coach of the Year Award.
- In his nine years with the Golden Eagles, Crean's teams earned five NCAA Tournament bids, one more than the previous four Marquette coaches had in the 16 years prior to his arrival.
- Coached Dwyane Wade to the program's first conference Player of the Year award in 2003. Wade also went on to become the first Marquette player since 1978 to be named an AP first team All-American and finalist for the John Wooden Award.
- Dominic James was a first team all-conference selection in 2006-07 as well, while McNeal was named the conference's Defensive Player of the Year.
- In 2006, Steve Novak was a unanimous first team all-conference selection and went on to be selected by the Houston Rockets in the NBA Draft.
- Travis Diener's was an All-America selection in 2005 and was selected 38th overall by the Orlando Magic in the 2005 Draft and has also played for the Portland Trail Blazers and Indiana Pacers.
- The 2002-03 campaign was one of the finest in Golden Eagle history, as Marquette made a Final Four appearance for the first time since winning the NCAA Championship in 1977.
- MU won 27 games that year, 14 in conference play, thanks in part to the play of Wade in his All-America season. The Golden Eagles finished the regular season ranked No. 9 by the Associated Press and No. 6 in the ESPN/USA Today Top 25 poll and their .818 winning percentage was the program's best since 1977-78.
- Prior to his arrival in Milwaukee, Crean served under Tom Izzo on the Michigan State basketball staff for four seasons, holding the position of associate head coach the last two.
- Crean also served as the Spartans' recruiting coordinator, where he routinely lured some of the nation's top talent to East Lansing, including two-time Big Ten Player of the Year Mateen Cleaves and two-time first team All-Big Ten selection Morris Peterson.
- In Crean's four years on Izzo's staff, the Spartans put together an 88-41 record and made four consecutive postseason appearances, including a trip to the 1999 Final Four. In each of Crean's four seasons, MSU's win total increased, culminating with a 33-5 season and a 15-1 Big Ten ledger in 1999.
- Prior to his tenure at Michigan State, Crean spent the 1994-95 season as an assistant coach at Pittsburgh.
- He served as the associate head coach at Western Kentucky from 1990 to 1994, and in each of his final two seasons with the Hilltoppers, WKU earned a berth in the NCAA Tournament, including a Sun Belt Championship and a trip to the Sweet 16.

- Crean got his start in coaching on the Division I level in 1989-90, serving on Jud Heathcote's staff at Michigan State. That team posted a 28-6 record and earned a Sweet 16 trip after winning the Big Ten.
- A native of Mount Pleasant, Crean earned his bachelor's degree in parks and recreation with a minor in psychology from Central Michigan in 1989. While pursuing his degree, Crean coached basketball at Alma College and Mount Pleasant High School.
- Tom and his wife, Joani, are the parents of Megan, 18, Riley, 14, and Ainsley, 8.
- Joani's father, Jack Harbaugh, was a long-time college football coach who won a Division I-AA national championship while coaching at Western Kentucky.
- Joani's brother's John (Baltimore Ravens) and Jim (San Francisco 49ers) are two of the top head coaches in the NFL. Last year, the two guided their teams and squared off in a historic Super Bowl matchup which saw the Ravens win 34-31. John was an assistant coach with the Philadelphia Eagles from 1998-2006 after joining Cam Cameron's staff at Indiana for the 1997 season as a defensive backs/special teams coach. Jim, played quarterback at Michigan and for the Indianapolis Colts and is in his third year with the 49ers after spending four years as the head coach at Stanford.



TOM CREAN

TOM CREAN VS.

Air Force	1-0	Houston	4-2	Pittsburgh	6-3
Appalachian State	2-0	Howard	2-0	Purdue	4-5
Arkansas-Little Rock	1-0	Idaho State	1-0	Providence	3-1
Arkansas-Pine Bluff	1-0	Illinois	3-6	Rice	1-0
Arizona	0-2	Illinois State	1-0	Rutgers	2-1
Alabama	0-1	Indiana	1-0	Sacramento State	1-0
Ball State	1-0	Iowa	4-6	Sacred Heart	1-0
Baylor	0-1	Iowa State	0-1	Saint Joseph's	0-1
Boise State	1-0	IPFW	2-0	St. John's	4-0
Boston	0-1	IUPUI	2-0	Saint Louis	9-3
Boston College	0-1	Jacksonville	1-0	Sam Houston State	3-0
Bryant	2-0	James Madison	1-0	San Francisco	1-0
Butler	1-1	Kansas	0-1	Savannah State	5-0
Cal State-Northridge	1-0	Kent State	1-0	Seton Hall	5-0
Canisius	1-0	Kentucky	3-4	SIU-Edwardsville	1-0
Centenary	1-0	Lewis	1-0	South Alabama	0-1
Central Connecticut State	1-0	Lipscomb	0-1	South Carolina	1-0
Chaminade	2-0	Louisville	8-10	South Carolina State	1-0
Charlotte	4-6	Loyola (Ill.)	1-0	South Dakota State	2-0
Chattanooga	1-0	Loyola (Md.)	0-1	Southern Miss	3-2
Chicago State	2-0	Maryland	0-1	Stanford	0-1
Cincinnati	6-7	Md.-Baltimore County (UMBC)	2-0	Stetson	1-0
Colorado	0-1	Massachusetts	1-0	Stony Brook	1-0
Connecticut	2-1	Memphis	1-4	Syracuse	0-3
Cornell	1-0	Michigan	5-3	Tennessee	1-0
Coppin State	5-0	Michigan State	3-7	TCU	3-4
Dayton	1-3	Minnesota	4-8	Texas-San Antonio	1-0
Detroit	1-0	Mississippi	0-1	Texas Southern	1-0
DePaul	12-4	Mississippi Valley State	1-0	Texas Tech	1-0
Delaware State	3-0	Missouri	1-0	Toledo	1-0
Duke	1-1	Morgan State	1-0	Tulane	6-1
East Carolina	4-2	Morris Brown	1-0	Tulsa	0-1
Eastern Illinois	1-0	Mount St. Mary's	1-0	UAB	3-4
Eastern Michigan	1-0	Nebraska	2-2	USC Upstate	1-0
Eastern Washington	1-0	New Mexico State	1-0	USF	7-0
Elon	1-0	North Carolina	1-1	Utah Valley	1-0
Evansville	2-0	North Carolina Central	3-0	Valparaiso	3-0
Florida A&M	1-0	North Carolina State	1-0	Villanova	3-1
Florida Atlantic	1-0	North Dakota State	1-1	Virginia Commonwealth	1-0
Florida Gulf Coast	2-0	Notre Dame	6-4	Wake Forest	1-2
Fordham	1-0	Northeastern	0-1	West Virginia	1-2
Gardner-Webb	1-0	Northern Michigan	1-0	Western Carolina	2-0
George Mason	0-1	Northern Iowa	0-1	Western Michigan	1-1
Georgetown	2-3	Northwestern	3-6	Winthrop	0-1
Georgia	1-0	Northwestern State	4-0	Wisconsin	3-16
Gonzaga	1-1	Oakland	3-0	Wisconsin-Milwaukee	1-0
Grambling	2-0	Oklahoma State	1-0	Wofford	1-0
Hampton	1-0	Ohio State	2-8	Wright State	1-0
Hillsdale College	1-0	Oral Roberts	1-0	Xavier	1-2
Holy Cross	1-0	Penn State	6-5		

TOM CREAN YEAR-BY-YEAR RECORD

YEAR	SCHOOL	OVERALL	CONF.	NOTES	YEAR	SCHOOL	OVERALL	CONF.	NOTES	
2012-13	Indiana	29-7	14-4	Big Ten Champions, Sweet 16	2004-05	Marquette	19-12	7-9	NIT 1st Round	
2011-12	Indiana	27-9	11-7	NCAA Sweet 16	2003-04	Marquette	19-12	8-8	NIT Quarters	
				Beat #1 Kentucky, #2 Ohio State	2004-05	Marquette	27-6	14-2	C-USA Reg. Season	
2010-11	Indiana	12-20	3-15	Beat #18 ILL, #20 MINN					Champ., NCAA Final Four	
2009-10	Indiana	10-21	4-14	Beat Pitt at MSG	2001-02	Marquette	26-7	13-3	2nd - C-USA American	
2008-09	Indiana	6-25	1-17	---					Div., NCAA Tournament	
2007-08	Marquette	25-10	11-7	NCAA 2nd Round	2000-01	Marquette	15-14	9-7	3rd - C-USA American Div.	
2006-07	Marquette	24-10	10-6	NCAA 1st Round, CBE Classic Title	1999-2000	Marquette	15-14	8-8	4th - C-USA American Div., NIT	
2005-06	Marquette	20-11	10-6	NCAA 1st Round, Great Alaska Shootout Title						
TOTALS							274-178	123-113		
							(.606)	(.521)		

COACHING STAFF



TIM BUCKLEY

ASSOCIATE HEAD COACH

SIXTH YEAR AT INDIANA • 28TH YEAR AS A COLLEGE COACH

- Tim Buckley is the senior member on Coach Crean's staff and will enter his sixth season with the Hoosiers.

- He has been a part of a staff which has rebuilt the Hoosiers back into the national spotlight as they advanced to back-to-back Sweet 16's and finished 13th and seventh in the final ESPN/USA Today Coaches Poll the last two years, respectively. Last year, IU was 29-7 and was 7-3 against nationally ranked opponents.

- Last year, IU won its first outright Big Ten title in 20 years, saw Victor Oladipo earn Sporting News National Player of the Year honors, boasted two first team All-Americans in Oladipo and Cody Zeller and saw both of them picked among the first four selections of the NBA Draft.

- Indiana led the country in free throws made (672) and was third in scoring margin (16.5), fourth in 3-point field goal percentage (40.8), fifth in scoring (78.6), eighth in field goal percentage (.482) and 11th in rebound margin (7.3). Their 7-2 record in road games in the Big Ten was tied for the best road record among major college conference's in the country.

- The 2011-12 Hoosiers finished 27-9 and defeated the No. 1 (Kentucky), No. 2 (Ohio State) and No. 5 (Michigan State) ranked programs in one season. In addition, the staff saw Zeller earn All-American and Big Ten Freshman of the Year honors.

- In addition, IU led the Big Ten conference in scoring, field goal percentage and three-point field goal percentage and posted a 15.5 game improvement in the standings, tying a Big Ten record.

- The Hoosiers finished second nationally in three-point field goal percentage, fifth in field goal accuracy and 11th in free throw percentage.

- Buckley, who was the head coach at Ball State from 2000-2006, returned to the Hoosier state in April 2008, as an assistant coach at Indiana after helping Marquette to a second round NCAA Tournament appearance in 2007-08. It was the second time that Buckley had been on Crean's staff at Marquette and will be the third Big Ten school that he has worked at in his 20-plus year career, which has included stops at Iowa and Wisconsin.

- The Aurora, Illinois native was the top assistant on Crean's first ever Marquette squad in 1999-2000 when the Golden Eagles posted a 15-14 record that year and were selected to play in the National Invitation Tournament.

- He returned to Marquette after spending the 2006-07 season as an assistant coach under Steve Alford at Iowa. He helped guide the Hawkeyes to a 17-14 overall record.

PERSONAL

Date of Birth: September 10, 1963

Birthplace: Aurora, Ill.

Wife: Shannon

Children: Meredith (18)

High School: Aurora Central Catholic (1981)

College: Bemidji State (1986, 1988)

B.S., Communication

M.S., Admin. of Physical Education

COACHING EXPERIENCE

BEMIDJI STATE UNIVERSITY

1986-88: Assistant Coach

ROCKFORD COLLEGE

1988-89: Assistant Coach

1989-93: Head Coach

UNIVERSITY OF WISCONSIN

1993-94: Assistant Coach

BALL STATE UNIVERSITY

1994-99: Assistant Coach

MARQUETTE UNIVERSITY

1999-2000: Assistant Coach

BALL STATE UNIVERSITY

2000-06: Head Coach

UNIVERSITY OF IOWA

2006-07: Assistant Coach

MARQUETTE UNIVERSITY

2007-08: Assistant Coach

INDIANA UNIVERSITY

2008-12: Assistant Coach

2012-Present: Associate Head Coach

COACHING STAFF

- Buckley spent six seasons as the head coach at Ball State, where he compiled an overall record of 143-139. The squad posted an 18-12 record in his debut season and captured 23 victories in year two.
- The Cardinals claimed the Mid-American Conference West Division title in 2001-02 and went on to participate in the NIT where they made it to the Elite Eight of that event. The season was also highlighted by wins over No. 3 Kansas and No. 4 UCLA at the Maui Invitational.
- Before his first stint at Marquette, Buckley spent five seasons at BSU as an assistant before returning as program mentor. The Cardinals posted an overall record of 88-55 during his tenure as an assistant, competing in the 1995 NCAA Tournament and 1998 NIT. BSU won the MAC Tournament in 1994-95 and earned a share of the league title in 1997-98.
- His first experience in the Big Ten came at Wisconsin in 1993-94. The Badgers earned their first NCAA Tournament bid since 1947 that season, advancing to the second round and posting an overall record of 18-11.
- He began his collegiate coaching career as an assistant at Bemidji State from 1986-88 and moved to Rockford College as an assistant in 1988-89.
- He was tabbed head coach at Rockford in 1989 and reached 50 victories there faster than any coach in the school's history.
- He was the youngest coach in the nation during his debut campaign at Rockford and helped the squad to a 16-9 record, the first winning season for the school in seven years.
- Buckley has served on the Executive Committee for the Mid-American Conference, a regional committee for the NCAA and the Division III NCAA Tournament Committee.
- He served on the Board of Directors for Big Brothers/Big Sisters of Delaware County while living in Muncie, Ind.
- Buckley earned his bachelor's degree in communications in 1986 from Bemidji State and completed his master's work in administration of physical education at the University in 1988.
- He played two seasons of basketball at Waubensee (IL) Community College before completing his career at Bemidji State. He was inducted into the Bemidji State Athletic Hall of Fame and the Waubensee Community College Athletics Hall of Fame in 2012.
- Buckley and his wife, Shannon, have a daughter, Meredith (18).



COACHING STAFF



STEVE McCLAIN

ASSOCIATE HEAD COACH

FOURTH YEAR AT INDIANA • 32ND YEAR AS A COLLEGE COACH

PERSONAL

Date of Birth: August 15, 1962

Birthplace: Orient, Iowa

Wife: Kim

Children: Dylan (11)

High School: Orient Macksburg (1980)

College: Chadron State (1984)

B.A., Physical Education & Health

COACHING EXPERIENCE

CHADRON STATE COLLEGE

1982-84: Assistant Coach

SIOUX EMPIRE (IOWA) JUNIOR COLLEGE

1984: Assistant Coach

INDEPENDENCE (KAN.) COMMUNITY COLLEGE

1985: Assistant Coach

HUTCHINSON COMMUNITY COLLEGE

1986-91: Assistant Coach

1991-94: Head Coach

TEXAS CHRISTIAN UNIVERSITY

1994-98: Assistant Coach

TEXAS A&M UNIVERSITY

1998-: Assistant Coach

UNIVERSITY OF WYOMING

1998-07: Head Coach

UNIVERSITY OF COLORADO

2007-08: Assistant Coach

2008-10: Associate Head Coach

INDIANA UNIVERSITY

2010-12: Assistant Coach

2012-Present: Associate Head Coach

- Steve McClain, who boasts more than 32 years of coaching experience on the collegiate level, is in his fourth year as a member of the Hoosiers coaching staff.

- He has been a part of a staff which has rebuilt the Hoosiers back into the national spotlight as they advanced to back-to-back Sweet 16's and finished 13th and seventh in the final ESPN/USA Today Coaches Poll the last two years, respectively. Last year, IU was 29-7 and was 7-3 against nationally ranked opponents.

- Last year, IU won its first outright Big Ten title in 20 years, saw Victor Oladipo earn Sporting News National Player of the Year honors, boasted two first team All-Americans in Oladipo and Cody Zeller and saw both of them picked among the first four selections of the NBA Draft.

- Indiana led the country in free throws made (672) and was third in scoring margin (16.5), fourth in 3-point field goal percentage (40.8), fifth in scoring (78.6), eighth in field goal percentage (.482) and 11th in rebound margin (7.3). Their 7-2 record in road games in the Big Ten was tied for the best road record among major college conference's in the country.

- The 2011-12 Hoosiers finished 27-9 and defeated the No. 1 (Kentucky), No. 2 (Ohio State) and No. 5 (Michigan State) ranked programs in one season. In addition, the staff saw freshman Cody Zeller earn All-American and Big Ten Freshman of the Year honors.

- In addition, IU led the Big Ten conference in scoring, field goal percentage and three-point field goal percentage and posted a 15 1/2 game improvement in the standings, tying a Big Ten record. The Hoosiers finished second nationally in three-point field goal percentage, fifth in field goal accuracy and 11th in free throw percentage.

- McClain came to IU after spending three seasons at Colorado, including the last two as associate head coach. During his time there, he played a prominent role in rebuilding the CU program and served as acting head coach during the absence of head coach Jeff Bzdelik for a portion of last season which saw CU finishing 15-16, including seven losses by six points or less. In addition, junior guard Cory Higgins earned All-Big XII honors and freshman guard Alec Burks was named Big XII Freshman of the Year. Burks also was drafted in the first round of the NBA Draft this past June.

- During his career as a coach, he has worked firsthand with several players who went on to play with or were drafted by NBA teams, including Kurt Thomas and Lee Nailon at TCU, Justin Williams and Josh Davis at Wyoming, Ben Davis and Shaun Vandiver at Hutchinson CC, and Harvey Grant at Independence CC.

COACHING STAFF

- Prior to his time in Boulder, the 1984 graduate of Chadron State College served as the 19th head coach at the University of Wyoming from 1998-2007. For nine seasons, McClain led the Cowboy program through one of its most successful periods in school history, posting the fifth highest winning percentage in school history (57.7 percent) and achieving a 157-115 record, averaging 17 wins per season through his nine years.
- In four of his nine seasons, Wyoming appeared in postseason play, advancing to the second round in each of the 1999, 2002 (NCAA) and 2003 seasons. They also played in the first round of the 2001 NIT. In conference play, McClain's teams captured two of the first seven Mountain West Conference titles, sharing the title for the 2000-01 season and winning it outright in 2001-02. The outright title in 2001-02 was Wyoming's first outright championship in 20 years. Overall, the Cowboys finished in the upper half of the league in six of McClain's nine seasons.
- McClain coached two All-Americans during his stint Laramie. Josh Davis was an Associated Press Honorable Mention All-American in his senior season of 2001-02. Prior to the 2002-03 season, Marcus Bailey was one of only 50 players nationally named to the John R. Wooden Award Preseason All-America team. In five of the nine seasons that McClain coached in the MWC, at least one Cowboy earned All-Mountain West Conference first-team honors: Josh Davis (1999-2000 and 2000-01); Marcus Bailey (2000-01 and 2001-02); Uche Nsonwu-Amadi (2002-03); Donta Richardson (2002-03) and Jay Straight (2004-05).
- The high point of the Cowboys' return to national prominence was Wyoming's appearance in the 2002 NCAA Tournament, marking the school's first appearance since 1988. It was in that season that McClain engineered one of his best Cowboy teams, earning Coach of the Year honors from his fellow coaches, winning a school-best 22 victories (the most since 1987-88) and advancing to the second round of the NCAA Tournament.
- His 2001-02 Cowboy squad broke two of the nation's longest winning streaks. With its 73-66 win over No. 6 Gonzaga in the opening round of the 2002 NCAA Tournament, Wyoming broke the Bulldogs 14-game winning streak, a then-school record. Earlier in the year at Utah, the Cowboys defeated the Utes 54-46, breaking Utah's 48-game home win streak against conference opponents, which was the longest conference winning streak in the country.
- In the 2000-01 season, McClain earned Mountain West Conference Coach of the Year honors from CollegelInsider.com, and garnered the same honor from MWC media members for the 1999-2000 season.
- McClain and his Wyoming teams won 18 or more games five times with a trio of consecutive 20-win seasons from 2000-2003, marking the first time three straight 20-win seasons had been accomplished in 15 years on the Laramie campus.
- Also during his nine seasons, the Cowboys defeated three Top-25 ranked opponents -- No. 20 TCU on Jan. 14, 1999; No. 24 Utah on Feb. 28, 2000; and No. 6 Gonzaga on March 14, 2002.
- His Wyoming squads were consistent contenders in the conference race during his tenure. UW finished in the top half of the conference in six of McClain's nine seasons there.
- Prior to his head coaching experience in Wyoming, McClain was an assistant at Texas A&M in 1998, then served as an assistant coach at Texas Christian University from 1994-98. While at TCU, McClain helped lead the Horned Frogs to a Top-25 ranking an NCAA Tournament appearance in 1998 under head coach Billy Tubbs. During his tenure there, Kurt Thomas became just the third player in NCAA history to lead the nation in scoring and rebounding in the same season.
- The year prior to Tubbs' staff taking over in Fort Worth, TCU posted a record of 7-20. Three years later, the Horned Frogs posted a 22-13 record, advanced to the Championship Game of the 1997 Western Athletic Conference Tournament and played their way into the Second Round of the National Invitation Tournament. In 1998, TCU joined the elite programs in the country, posting a 27-6 record and leading the nation in scoring at 97.2 points per game.
- The Horned Frogs earned an NCAA Tournament bid in 1998, and ended the season ranked No. 15 in the final Associated Press poll. TCU also became the first team in Western Athletic Conference history to go undefeated in league play, posting a 14-0 record in 1998 on way to winning the WAC Pacific Division title.
- Not only did McClain enjoy success as an assistant coach, but also he brought to Wyoming an outstanding record as a head coach. In 1994 as the head coach at Hutchinson Community College in Hutchinson, Kan., he won the National Junior College Championship in only his third season, and was named the National Junior College Coach of the Year.
- At the junior-college level, McClain compiled a 91-16 (.850) record in three seasons, and his teams were known as high-scoring squads. His 1994 National Championship team averaged 90 points per game on way to a 35-4 (.897) record. In 1992-93, the Hutch Dragons compiled a 29-5 (.853) record, averaged 92.6 points and ended the season ranked No. 11 in the NJCAA. His first season as head coach, 1991-92, Hutchinson posted a 27-7 (.794) record.
- Prior to becoming head coach at Hutchinson, McClain served as an assistant coach there for five seasons, helping guide the Dragons to the 1988 NJCAA National Championship. Before coaching at Hutchinson, he was also an assistant coach at Independence Community College in Independence, Kan. (1985); Sioux Empire Junior College in Iowa (1984); and his alma mater Chadron State College in Chadron, Neb. from 1982-84.
- Born August 15, 1962, McClain is a native of Orient, Iowa, and is married to the former Kim Van Asselt of Hutchinson, Kan. They are the parents of a son, Dylan (10).

COACHING STAFF



KENNY JOHNSON

ASSISTANT COACH / RECRUITING COORDINATOR
SECOND YEAR AT INDIANA • THIRD YEAR AS A COLLEGE COACH

PERSONAL

DATE OF BIRTH: March 31, 1976

BIRTHPLACE: Oxon Hill, Md.

WIFE: Doreen

CHILDREN: Amare (10), Mekai (8)

HIGH SCHOOL: Oxon Hill High School (1994)

COLLEGE: Maryland (1999)

B.S., Cell, Molecular Biology and Genetics

COACHING EXPERIENCE

TOWSON UNIVERSITY

2011-12: Assistant Coach

INDIANA UNIVERSITY

2012-present: Assistant Coach/Recruiting Coordinator

- Joined head coach Tom Crean's staff on May 1, 2012, after spending the previous season as an assistant coach at Towson University.
- During the 2012-13 season, IU was 29-7 overall and 7-3 against nationally ranked opponents. IU won its first outright Big Ten title in 20 years, saw Victor Oladipo earn Sporting News National Player of the Year honors, boasted two first team All-Americans in Oladipo and Cody Zeller and saw both of them picked among the first four selections of the NBA Draft.
- Indiana led the country in free throws made (672) and was third in scoring margin (16.5), fourth in 3-point field goal percentage (40.8), fifth in scoring (78.6), eighth in field goal percentage (.482) and 11th in rebound margin (7.3). Their 7-2 record in road games in the Big Ten was tied for the best road record among major college conference's in the country.
- A native of Oxon Hill, Md., served as associate head coach at Paul VI High School in Fairfax, Virginia for four years prior to joining the Towson staff. Had his playing career cut short due to an injury in his second year of varsity basketball at Oxon Hill High School.
- Johnson's background also includes being named the associate head coach at Eleanor Roosevelt High School in 2002 and in 2006 he became the associate head coach at Dr. Henry Wise High School. The following year he began his coaching run at Paul VI.
- Johnson served six years as vice president/assistant director of basketball operations of TeamTakeover and head coach of its 16 and under age group.
- Since 2002, he was an integral part of high school programs, including TeamTakeOver that produced a total of 53 Division I scholarship players and a state championship (PVI - 2009).
- His travel team tournament championship ledger includes the prestigious King James Tournament (2009, 2010) and the Orlando National Super Showcase (2009). TeamTakeOver is the program that produced former Hoosiers Victor Oladipo and Maurice Creek.
- He is a 1999 graduate of the University of Maryland at College Park where he was a Benjamin Banneker Scholarship recipient and earned his degree in cell, molecular biology and genetics.
- In addition to his many years as a camp coach at Eastern Invitational, as well as Reebok Headliner Camp, Johnson was a guest clinician at the New England Basketball Coaching Clinic at Reebok Headquarters.
- He has also served as a camp and tournament director, beginning with the first Annual National High School Hoop Festival in 2007 and the first Annual DMV Basketball Coaching Clinic in 2008.
- He and his wife, Doreen, have two sons, Amare (10) and Mekai (8).

COACHING STAFF



JE'NEY JACKSON
STRENGTH AND CONDITIONING COACH
 FOURTH YEAR AT INDIANA

PERSONAL

DATE OF BIRTH: July 8, 1975

BIRTHPLACE: Cheyenne, Wyo.

WIFE: Audra

CHILDREN: Dante', Tre' Sean and Bre' Anna

HIGH SCHOOL: Guernsey-Sunrise (Wyo.), (1993)

COLLEGE: University of Wyoming (1998)

B.S., Biology

EXPERIENCE

UNIVERSITY OF WYOMING

1999-2004: Strength Coach

UNIVERSITY OF KANSAS

2005-06: Strength Coach

2007-09: Cornerbacks Coach

UNIVERSITY OF SOUTHERN MISSISSIPPI

Feb. 2010 - July 2010: Secondary Coach

INDIANA UNIVERSITY

July 2010 - Present: Basketball Strength Coach

- Jackson joined the strength and conditioning staff at Indiana University on July 7, 2010, and works with the nationally prominent Hoosier men's basketball program and men's golf team.
- His efforts were crucial in helping IU win the 2013 Big Ten Championship and five players off that team will sign professional contracts, including Victor Oladipo and Cody Zeller, who were taken second and fourth respectively in the 2013 NBA Draft.
- He brought eight years of experience as a strength coach (including a stint as the men's basketball strength coach for IU assistant Steve McClain at Wyoming) on the Division I level and five years as a position coach, most notably at Kansas.
- Jackson was at Southern Mississippi from February 2010 through July 2010, after spending five years with the Kansas football program, including the final three years as cornerbacks coach. Prior to that, Jackson was an assistant strength and conditioning coach at KU for two seasons and six years as strength and conditioning coach at Wyoming.
- At Kansas, Jackson mentored Aqib Talib, who earned consensus All-America honors and was a first-round NFL draft pick by the Tampa Bay Buccaneers. He also mentored Chris Harris, who was tabbed a Freshman All-America Honorable Mention pick by the Sporting News.
- An All-WAC cornerback as a senior at Wyoming, Jackson was a four-year letterman for the Cowboys from 1994-97 and earned a biology degree from UW in 1998. He finished his Cowboys' career with 85 unassisted tackles, 129 total tackles and seven interceptions and First Team All-WAC honors his senior campaign.
- As a freshman at UW he played wide receiver, and returned punts and kickoffs. He moved to the defensive side of the ball as a sophomore, starting five games at cornerback and producing 45 tackles and two interceptions.
- His 98-yard interception return against UTEP is still a Cowboy record.
- Jackson had an outstanding prep career while attending Guernsey-Sunrise High School in Wyoming, earning 12 varsity letters in football, basketball and track.
- He was selected as Wyoming's Football Player of the Year by both *USA Today* and the *Casper Star-Tribune*/Wyoming Radio Network.
- Jackson and his wife, Audra, have three children, Dante', Tre' Sean and Bre' Anna.

SUPPORT STAFF



TIM GARL

ATHLETIC TRAINER
33RD YEAR AT INDIANA

- Garl is in his 33rd year as Indiana's men's basketball athletic trainer.
- He is a frequent speaker at both national and international sports medicine programs, including numerous presentations in Asia, South America, Europe and most recently at the European Basketball Championships in Spain.
- Along with team physician Larry Rink, M.D., and Bloomington physician Tom Hrisomalos, M.D., authored the U.S. Olympic Committee's position paper on Blood Born Pathogens and Sports Participation. This was the first widely accepted position paper dealing with the subject.
- A native of Elkhart, Ind., he served as a student athletic trainer (1975-78) for legendary football coach Paul "Bear" Bryant while completing an undergraduate degree in education at Alabama.
- In 1978, Garl was hired at Mississippi, where he served as assistant athletic trainer for all of the Rebels' men's sports. He also completed a master's degree in administration at Ole Miss and completed an MPA degree in health systems management at Indiana in 1989.
- Garl has been consistently involved in USOC competitions as both a sports medicine provider and advisor. His USOC service began before he arrived at IU it continued by accompanying teams around the world to various tournaments. These include the 1982 Silver Medalists at the FIBA Championships in Columbia, the 1984 USA Olympic Gold Medalist in Los Angeles and the 1986 USA Gold Medalists at the FIBA World Championships in Spain. In 1989, he served the 18U USA team that captured the Gold Medal in the Tournament of the America's in Uruguay.
- Serving as a Sports Medicine Advisory Committee he has traveled with USA World University teams to Palma de Makkorca, Spain-1999, Beijing, China-2001, Izmir, Turkey-2005, and Bangkok, Thailand-2007. He also accompanied the USA Pan Am teams to Winnipeg, Canada-1999, Santo Domingo, Dominican Republic-2003, and Rio de Janeiro, Brazil-2007.
- He continues to be a consultant to both the USOC and the United States Anti-Doping agency.
- From 1988 to 2012, he served as a member of the USOC's Sports Medicine Advisory Committee, the longest serving member for that group.
- Garl also serves as a member of the Board of Directors for the College Athletic Trainers Society.
- Garl and his wife, Jennifer, have three daughters - Emily, Meg and Haley.

PERSONAL

DATE OF BIRTH: July 9, 1956
BIRTHPLACE: Elkhart, Ind.
WIFE: Jennifer
CHILDREN: Emily, Meg, Haley
HIGH SCHOOL: Elkhart Central (1974)
COLLEGE: Alabama (1978)
B.S., Education
Mississippi (1979)
M.A., Administration
Indiana University (1989)
MPA, Health Systems Management

EXPERIENCE

UNIVERSITY OF ALABAMA
1975-78: Student Athletic Trainer

UNIVERSITY OF MISSISSIPPI
1978-81: Assistant Athletic Trainer

INDIANA UNIVERSITY
1981-Present: Men's Basketball Athletic Trainer

OTHER EXPERIENCES

U.S.A. MEN'S BASKETBALL
1982 FIBA World Championships
1984 Olympic Team (Gold Medal)
1986 FIBA World Championships

U.S. OLYMPIC COMMITTEE
1988-Present: Consultant

SUPPORT STAFF



JAYD GROSSMAN

ASSISTANT A.D. - DIRECTOR OF BASKETBALL ADMINISTRATION
SIXTH YEAR AT INDIANA

PERSONAL

DATE OF BIRTH: June 17, 1969

BIRTHPLACE: Evansville, Wis.

WIFE: Juli

CHILDREN: Mardi (10), Madeline (6)

HIGH SCHOOL: Evansville (Wis.) (1988)

COLLEGE: Wisconsin-LaCrosse (1992)

B.S., Athletic Training

University of Virginia (1993)

M.Ed., Sports Medicine

EXPERIENCE

UNIVERSITY OF VIRGINIA

1992-93: Assistant Athletic Trainer

UNIVERSITY OF CINCINNATI

1993-2003: Men's Basketball Athletic Trainer

MARQUETTE UNIVERSITY


2003-08: Coordinator, Student-Athlete Performance

INDIANA UNIVERSITY

2008-Present: Assistant Athletics Director

- Grossman is in his sixth year as Assistant Athletic Director-Basketball Administration and assumed his current position in late April of 2008.
- The 2013-14 season marks his 21st year in Division I basketball, with stops at Cincinnati and Marquette prior to his arrival at Indiana.
- Grossman is responsible for the Hoosiers day-to-day administration of the program, working closely with academic support staffs, media relations, fund raising and he oversees the program's University and Community outreach endeavors.
- In addition to the daily oversight of the program, Grossman manages the scheduling of games & tournaments, serves as an instructor in IU's School of Public Health
- He joined IU after spending five seasons alongside Coach Crean at Marquette as the Coordinator of Student-Athlete Performance. In that role, he supervised the sports medicine, academic, and strength and conditioning programs that supported the athletics program.
- Grossman joined Marquette after serving as the men's basketball athletic trainer at the University of Cincinnati from 1993 to 2003.
- Grossman earned national recognition when he was selected to work at the USA Basketball National Team Trials in 2000, and then in again in 2001, when he was named as athletic trainer for the gold-medal winning USA 21-and-under World Championship team.
- Prior to his time at Cincinnati, he was a graduate assistant athletic trainer at the University of Virginia from August 1992 to June 1993.
- A native of Evansville, Wis., Grossman earned a bachelor's of science degree in athletic training from Wisconsin-LaCrosse in 1992 and a master's of education in Sports Medicine from Virginia in 1993.
- Jayd and his wife, Juli, have two daughters, Mardi (10) and Madeline (6)

SUPPORT STAFF



SETH COOPER

ASSISTANT STRENGTH & CONDITIONING COACH
FOURTH YEAR AT INDIANA

- Cooper is in his fourth season with the men's basketball program and first as assistant strength and conditioning coach
- Served as a graduate manager with the Hoosiers for the last three years
- Cooper spent the four seasons prior to coming to Indiana as a Video Coordinator for the Los Angeles Clippers. His responsibilities included but were not limited to: scouting opponents to help prepare game plans and scouting reports as well as assisting the coaching staff at practice, workouts, meetings, and film sessions.
- Prior to his work with the Clippers, Cooper attended and played basketball at Edgewood College in Madison, Wis.
- At Edgewood College, Cooper was a National Association of Basketball Coaches (NABC) All-American, Conference Player of the Year, three-time All Conference First Team selection, two-year team captain, and helped lead the Edgewood College Eagles to a berth in the NCAA tournament.
- He graduated from Edgewood with a degree in business management in 2006.

PERSONAL

DATE OF BIRTH: Sept. 8, 1981
BIRTHPLACE: Madison, Wis.
HIGH SCHOOL: Madison West (2002)
COLLEGE: Edgewood College (2006)
B.S., Business Management
Indiana (2013)
M.A., Kinesiology
Sport Management/Sport Administration

EXPERIENCE

EDGEWOOD COLLEGE
2002-06: Men's Basketball Player

LOS ANGELES CLIPPERS (NBA)
2006-10: Video Coordinator

INDIANA UNIVERSITY

July 2010 - May 2013: Graduate Manager
June 2013 - Present: Assistant Strength & Conditioning Coach

SUPPORT STAFF



DR. LARRY RINK

Team Physician

Dr. Larry Rink is in his 34th season with the Indiana Basketball program. He initiated cardiovascular testing on IU players in 1980 and is considered a pioneer in this area. Rink practices cardiology and sports medicine in Bloomington. He is a graduate of the Indiana University School of Medicine and completed his internal medicine residency and cardiovascular fellowship at IU. He is currently a clinical professor of medicine with the IU School of Medicine.

Rink has worked with the Pan American Games, U.S. Olympic Trials, Olympic Sports Festivals, World University Games and was selected as the United States Team Physician for the XXV Olympiad in Barcelona, Spain.

Rink now serves as President of the International University Sports Federation Medical Commission headquartered in Brussels, Belgium. The Commission manages medical care and doping control for all international university sport competitions.

He also has a sports medicine office in Lausanne, Switzerland Olympic Headquarters.

He also serves as the Medical Director for IU Sports Medicine Program in Bloomington. In 1999, Dr. Rink received the Distinguished Alumni Award from the IU Alumni Association.

Rink is a founding member of Internal Medicine Associates, a multi-specialty medical group, and serves as Chairman of the Board of Directors of Premier Healthcare.

Rink and his wife, Ellie, enjoy spending time with their son Scott, daughter-in-law Allison and their three daughters, Sydney, Quincey and Halley and son J.T.



DR. J.D. HEADDY

Team Physician

Dr. J.D. Headdy is starting his 14th year with the IU men's basketball program. A native of Ellettsville, he is a 1986 graduate of Indiana and graduated from the IU School of Medicine in 1990. He completed his Family Practice Residency from St. Francis Hospital in 1993 and is board certified in Family Practice.

A member of the American College of Sports Medicine, Headdy serves as the team physician for Edgewood High School and resides in Ellettsville with his wife, Ann. They have a daughter Kristen, a freshman at IU, and a son Jacob, who attends Edgewood High School.



DR. STEVE AHLFELD

Orthopedic Surgeon

Dr. Steve Ahlfeld is in his 29th year as the basketball team's orthopedic surgeon. He has practiced orthopedic surgery and sports medicine in Indianapolis since 1984. He owns the Ahlfeld Sports Medicine and Orthopedic Center in Indianapolis.

Dr. Ahlfeld was named Team Physician of the Year by the Indiana State Medical Association in 2008. He is a board certified orthopedic surgeon with a subspecialty certification in orthopedic sports medicine. In 2007, Dr. Ahlfeld received the distinguished Clevenger Award from the "I" Association of Indiana University.

Ahlfeld was a guard on Hoosier teams from 1972-75. He received his bachelor's degree in 1975 and his M.D. in 1979 from Indiana.

Ahlfeld has been a speaker at numerous national and international meetings related to sports medicine. He reviews scientific articles for the American Journal of Sports Medicine. Additionally, he has authored multiple national publications related to sports medicine and orthopedic surgery. He was the chief medical officer for basketball at the Pan American Games in Indianapolis. He recently was a panelist for a national symposium on basketball injuries, presented by the American College of Sports Medicine.

He and his wife Helen have two sons, Adam and Chris. Adam was a guard for the Hoosiers from 2004-08 and Chris is was a member of the Hoosier football team from 2009-10.

Ahlfeld and both sons received Academic All-Big Ten honors while playing at IU, the only family in Indiana athletics history to have three members receive the honor.



Dr. Ahlfeld (left) with Tim Garl (center) and Dr. Rink (right) at the 2012 NCAA Tournament.

SUPPORT STAFF



MARNI MOONEY

Director of Academics for Men's Basketball

Marni Mooney is in her sixth season at Indiana University and third as an assistant director of academics - learning specialist. In August 2007, she transitioned into the role of learning specialist for the football and men's basketball teams after spending one year as the initial eligibility, admissions and recruiting officer.

She has helped the men's basketball team attain a perfect APR score over the past three seasons and helped a number of players earn undergraduate degrees in less than four years.

Mooney earned a bachelor's degree in Education and obtained her master's degree and principal's license in the area of School Administration from the University of Indianapolis.



BETH SHEEHAN

Assistant to the Head Coach

Beth Sheehan is in her eighth year as a basketball office assistant, and third season as Assistant to the Head Coach, where she provides administrative assistance to head coach Tom Crean.

She is a native of Lawrenceburg, Ind., and was married to her husband, Luke, in the summer of 2012.



CASEY HOCKERSMITH

Office Assistant

Casey Hockersmith is in her second year as a basketball office assistant where she provides administrative support to the coaching staff. She is entering her fourth season with the Hoosiers as she had previously served as an office intern.

Hockersmith and her husband, Zach, reside in Greencastle.



SCOTT DOLSON

Deputy Director of Athletics

Men's Basketball Sport Administrator

Scott Dolson was appointed Deputy Director of Athletics in 2009 after spending seven years as the director of the IU Varsity Club. He oversees all external operations within the department including marketing, media relations, ticketing, game management, broadcast services, strategic partnerships and fundraising. Dolson also supervises several internal areas, including facilities and business operations, and is the sport administrator for Men's Basketball.

Under Dolson's stewardship, IU Athletics renegotiated a new 10-year multimedia rights agreement with Learfield Sports, and dramatically increased both student and general attendance at both football and men's basketball games. New football attendance records were set in 2010 and IU led the Big Ten in increased football attendance in 2012. In men's basketball, IU Athletics has sold more student-season tickets (12,400) than any other program in the country and overall attendance ranked ninth nationally in 2012-13.

Since 2008, Dolson has also ushered in an era of expansion with the construction of new state-of-the-art IU Athletics facilities, including the transformation of Memorial Stadium into a horseshoe layout; a 25,000 square foot strength and conditioning center (Jay and Nancy Wilkinon Performance Center); a 25,800 square foot academic center (D. Ames Shuel Academic Center); the Henke Hall of Champions, a banquet and entertaining space celebrating achievements in IU Athletics; a new basketball practice facility with museum space to celebrate the tradition of Indiana Basketball (Cook Hall and the Pfau-Shine Legacy Court); and new baseball and softball stadiums highlighted with indoor hitting cages, locker rooms, suites and clubhouses (Bart Kaufman and Andy Mohr Fields).

In addition to his role as Deputy Director of Athletics, Dolson has maintained his leadership as the fourth director of the Varsity Club managing the athletic department's overall fundraising program for scholarships, annual giving, endowments and athletic facilities. Dolson led the department's first comprehensive athletics capital campaign. The five-year, "For the Glory of Old IU" campaign, which was completed in 2011, raised \$93 million against an \$80 million development goal. It also secured the largest single gift in the history of IU Athletics, a \$15 million gift from Bill and Gayle Cook. Under his leadership, the IU Varsity Club's annual campaign for student-athlete scholarships also set new giving records for the last three years, most recently \$11.9 million in 2012-2013. Dolson was also instrumental in securing two \$10 million gifts from Larry and Lucie Glaubinger in support of the Glaubinger Athletic Endowment Fund.

The Michigan City, Indiana, native graduated from IU with a bachelor's degree in Management from the School of Public & Environmental Affairs. While doing his undergraduate work at IU, Dolson was a student manager for the IU Basketball program for four seasons, serving as the program's head manager in 1988. Following graduation in 1988, he worked for Tim Knight Enterprises before joining the Varsity Club staff in December of 1989.

Dolson and his wife, Heidi, who works as a Special Events Manager at the IU Alumni Association, have five children: Luke, Sam and Zach Wisen, and Kristen and Nick Dolson.



**ALEX
FAIN**

Graduate Manager

Alex Fain is in his first season as a Graduate Manager with the program. He will be working with the basketball team as well taking classes towards a master's degree in Athletic Administration and Sport Management.

Prior to coming to Indiana, Fain was a student manager for the University of Alabama men's basketball team under Head Coach Anthony Grant. As a student manager, he analyzed game film to help coaches prepare for scouts, was in charge of coordinating film exchange and produced motivational highlight tapes for the team.

Originally from Wetumpka, Ala, he graduated with a bachelor's degree in Human Performance and Exercise Science.



**TIM
DATHER**

Graduate Manager


Tim Dather is in third season with the Hoosiers. He spent the last two seasons as an undergraduate manager and graduated from the school of public health with an exercise science degree and coaching minor. This season he will be working with the basketball team as well as taking classes towards a master's degree in Athletic Administration and Sport Management.

Prior to coming to Indiana, Dather attended Hamilton Southeastern High School where he played basketball.

He is the son of Kelly and Lori Dather, and has two sisters, Kara and Whitney, and two brothers, Josh and Adam.



Devan Blair
Manager



Chris Chaffee
Manager



Kyle Fletcher
Manger



Clayton Fletcher
Manager



Steve Klei
Manager




Jared Mucha
Manager



Jackson Tharp
Manager



Chad Van Liew
Manager



Brendon Yu
Manager




Aaron Binford
Manager




Steven Fletcher III
Manager



Iain Laymon
Manager



Trey Scotti
Manager



Isaac Wright
Manager



Amanda Bauche
Office Intern



Lindsey Burke
Office Intern

SUPPORT STAFF



**J.D.
CAMPBELL**

Sr. Assistant A.D.
for Media Relations

J.D. Campbell is in his seventh year at Indiana, and is in his first year as an Senior Assistant Athletic Director for Media Relations. He serves as the day-to-day media contact for the men's basketball program. Campbell, 50, came to Bloomington after spending seven years at Bowling Green State University, where he served as Assistant Athletics Director for Communications.

A native of Las Vegas, Nev., Campbell received his bachelor's degree in communications from Kansas Newman in 1986, and his master's degree in sports administration from Xavier in 1994. He was an All-American baseball player at Newman in 1985 and also played two seasons of college baseball at Taft (Calif.) College.

Campbell went to BGSU from Emporia State, where he was Director of University Public Affairs and Marketing (2000) for one year and SID for six years (1993-99). Campbell began his career as the SID at Johnson County CC from 1986-89 and was sports information and promotions coordinator at Northern Kentucky from 1989-93.

Campbell and his wife, Kerri, are the parents of two boys, Jon (20) and Christopher (17).



**NATHAN
WIECHERS**

Assistant Media Relations
Director

Nathan Wiechers is in his seventh year at Indiana and third year as an Assistant Media Relations Director. In addition to serving as the secondary contact for men's basketball, Wiechers also serves as the primary contact for women's soccer and men's golf.

Prior to coming to Indiana, Wiechers was a Staff Assistant in the Media Relations department at Villanova University, where he was the primary contact for field hockey, volleyball, men's and women's swimming and diving, women's rowing and softball. He was also responsible for the gameday programs for men's basketball.

Wiechers earned his bachelor's degree from Bowling Green State University in sports management with a minor in journalism. In addition to assisting in the athletic communications office as a student, Wiechers also served as a team manager with the men's basketball team under IU grad Dan Dakich for three seasons, serving as the head manager for two seasons.

Wiechers and his wife, Danacia, reside in Ellettsville.



**RUSTY
STILLIONS**

Director of Assembly Hall
Equipment Operations

Rusty Stillions is in his 11th year as equipment manager at Assembly Hall. He previously served as an assistant manager of the equipment room for the Hoosiers and came to IU full-time after 20 years in the sporting goods retail business. He is in charge of all aspects of equipment for the Hoosier basketball team and oversees the ordering, inventory and issuing of equipment in addition to any maintenance issues that may arise.

He has two sons, Aaron and Colby, and they reside in Bloomington.



**JAY
SEARS**

Director of Equipment
Services

Jay Sears is in his 32nd season at Indiana University. He serves as the Hoosiers' director of equipment services and works with Olympic sports programs, the North End Zone's Hall of Champions and the new basketball facility's Legacy Court.

A lifelong Bloomington resident, IU graduate and certified athletic equipment manager, Sears has assisted with every team in the department of athletics during his career.


Sears has assumed the responsibility of acquiring and cataloging inventory and storage of artifacts for the Hall of Champions and Legacy Court. He also serves as the liaison from the equipment areas to aid with game-day management throughout the athletic season.

Sears and his wife, Leah, have been married for 31 years and have one daughter, Samaritan, 26, and one son, Meshach, 20.

COOK HALL



Thanks to a generous donation of \$15 million to the "For The Glory of Old IU" campaign by the Cook Group, Indiana Basketball is able to call Cook Hall home for day-to-day operations. The late Bill Cook and his wife, Gayle, have been instrumental in a number of different projects at Indiana University and Cook Hall is no exception.





WILL SHEEHEY

6-7 • 200 • FORWARD • SENIOR
STUART, FLA. • SAGEMONT

0

CAREER HIGHS

Points

22 - Purdue, 2/16/13

FG Made

9 - Purdue, 2/16/13

3FG Made

3 (4x) - last Penn State, 1/23/13

Rebounds

9 - vs. Notre Dame, 12/17/11

Assists

7 - at Purdue, 1/30/13

Blocks

3 - at Purdue, 2/4/12

Steals

2 (11x) - last Minnesota, 1/12/13

Minutes

35 - vs. Kentucky, 3/23/12

SUMMER 2013 - World University Games (Kazan, Russia)

Joined IU teammate Kevin "Yogi" Ferrell on the United States team at the World University Games, becoming the ninth and 10th players in IU history to compete in the WUG ... played in eight games for Team USA, averaging 10.6 points in 17.3 minutes per game ... scored in double figures in five of the eight contests ... shot 58.7-percent from the field and 63.6-percent from three point range ... scored 15 points in the opening game against United Arab Emirates, a 140-46 win for Team USA ... scored 10 points to go along with four rebounds in 16 minutes in the second game, a 96-53 win over Czech Republic ... had seven points and five rebounds in an 83-65 win over Sweden, as Team USA moved to 3-0 ... played 10 minutes, scoring just four points, as Team USA suffered a 93-84 setback to Australia ... scored three points in 11 minutes in the final game of group stage play, a 94-85 loss to Canada ... bounced back in the first game of the consolation tournament round, scoring 16 points to go along with four rebounds and two assists, while playing 18 minutes in a 91-51 win over Norway ... played a tournament-high 28 minutes against Germany, scoring 10 points with five rebounds and four steals ... scored a tournament-high 21 points in 20 minutes, grabbing four rebounds with two steals as Team USA closed the World University Games with a 97-70 triumph over Finland.

2012-13 (JUNIOR)

• Big Ten Sixth Man of the Year (Coaches)

• Set a IU Single-Game record by going 9-for-9 from the field against Purdue on Feb. 16, 2013

The first player in IU history to be named Big Ten Sixth Man of the Year ... appeared in all 36 games, and made one start (vs. Sam Houston State) ... logged per game averages of 9.5 points and 3.5 rebounds ... led all Big Ten players in scoring off the bench ... also collected 46 assists and 28 steals ... had 11 points and five rebounds off the bench against Indiana Wesleyan ... played 12 minutes off the bench in the season opener against Bryant and scored 10 points ... made all six of his free throw attempts and a 3-point field goal to

#0 • WILL SHEEHY

account for his nine points against North Dakota State ... dropped in 18 points on 6-of-11 shooting from the floor and 6-of-8 from the charity stripe against Sam Houston State ... also posted five rebounds, two assists and a steal versus the Bearkats ... registered six points, four rebounds and two steals in 22 minutes against Georgetown ... dropped in 8-of-9 shots from the floor and 3-of-4 from the foul line for 19 points against Ball State ... also added six rebounds, two assists and a steal in 19 minutes versus the Cardinals ... was a spark once again off the bench against No. 14 North Carolina, scoring 19 points in addition to five rebounds and two steals ... tied for team-high with 14 points off the bench against Coppin State while also grabbing six boards and handing out four assists ... paced the Hoosiers off the bench with 12 points and six rebounds against Central Connecticut State ... dropped in 13 points off the bench against Butler ... shot 6-of-9 from the floor and dropped in all four foul shots for 16 points against Mount St. Mary's ... added four rebounds, two steals and an assist vs. the Mountaineers ... contributed nine points, three rebounds and two steals against Florida Atlantic ... was aggressive off the bench with 14 points, five rebounds, two assists and two blocks against Jacksonville ... dropped in 13 points to go with five rebounds and two assists in 24 minutes at Iowa ... tallied eight points, four rebounds and two assists off the bench at Penn State ... added six points and four rebounds at Northwestern ... went 4-of-6 from the field, including 3-of-3 from behind the 3-point line to finish with 12 points off the bench against Penn State ... scored eight points to go with three rebounds in 23 minutes against Michigan State ... sparked the Hoosiers' rout at Purdue with seven points and seven assists in 18 minutes ... chipped in with two points, five rebounds and strong defense against Michigan ... tallied 13 points in 24 minutes off the bench at Illinois ... led the Indiana reserves with five points and three rebounds at Ohio State ... dropped nine points and corralled four rebounds against Nebraska ... set a new personal best with 22 points against Purdue, going 9-of-9 from the field to set a new IU single-game record in the process ... had two points, three rebounds, one assist and one block in 21 minutes at Michigan State ... tallied eight points at Minnesota on 3-of-5 shooting to go along with a pair of blocks and assists as well as a steal ... scored eight points, grabbed five rebounds and dished out three assists (zero turnovers) against Iowa ... contributed two points, four boards and one blocked shot in 22 minutes against Ohio State ... in addition to 10 points off the bench at Michigan, also grabbed four boards and dished out an assist ... poured in 11 points on 4-of-4 shooting from the field against Illinois in the Big Ten Tournament ... came off the bench to drop 15 points against James Madison in addition to hauling in three rebounds and dishing out two assists in the Second Round of the NCAA Tournament in Dayton ... once again

reached double figures in the scoring column (10) against Temple in the Third Round of the NCAA Tournament in Dayton ... scored nine points while hauling in four rebounds in 26 minutes against Syracuse in the regional semifinals in Washington, D.C.

2011-12 (SOPHOMORE)

Played in 31 games and started the final 11 ... averaged 8.6 points and 3.1 rebounds ... shot 50.5 percent from the field ... compiled 13 points (5-of-6 shooting), five rebounds (three offensive), an assist and a steal in just 10 first-half minutes against Stony Brook ... did not play in the second half vs. the Seawolves due to flu-like symptoms ... posted six points, a rebound and assist against Chattanooga ... scored 10 points off the bench at Evansville ... scored 15 points off the bench against Savannah State, including 9-of-12 from the free throw line ... stuffed the stat sheet with 15 points - including 10 straight in the second half, three rebounds, one assist and one steal against Gardner-Webb ... poured in a game-high 21 points against Butler, knocking down 3-of-4 shots from behind the arc and 8-of-10 at the charity stripe ... also provided three rebounds, two assists and two steals in 31 minutes played against the Bulldogs ... named MVP of Hoosier Invitational! ... dropped in eight points off the bench and snatched six rebounds at NC State ... chipped in six points, two boards and two assists against Stetson ... scored 10 points and grabbed an offensive rebound against Kentucky ... had just two points against Notre Dame off the bench but set a new personal best with nine rebounds ... scored 10 points to go alongside an offensive rebound and assist against Howard ... missed the last five games with a lower left leg injury ... returned from injury in a big way, compiling 12 points (5-of-7 from the field), six rebounds and an assist in 15 minutes against Minnesota ... had five points in 16 minutes off the bench at Ohio State ... dropped in seven first half points at Nebraska ... scored eight points and grabbed a rebound against Penn State ... recorded 10 points, four rebounds and two assists against Iowa in his first start of the season ... poured in seven points and snared seven rebounds in addition to blocking three shots - the last of which turned away Purdue in crunch time ... scored four points, had two rebounds and two steals against Illinois ... scored six points and added one steal, one assist and one rebound against Northwestern ... dropped in seven points to go with three rebounds, two assists, a block and a steal at Iowa ... got the start against North Carolina Central and scored 12 points to go with seven rebounds ... tallied seven points and three rebounds at Minnesota ... scored four points, had two rebounds and two assists against No. 5 Michigan State ... registered 16 points, five rebounds and three assists against Purdue ... posted five points and three rebounds against Penn State in the Big Ten Tournament ... played 31 minutes against Wisconsin in the Big Ten Tournament and

CAREER STATS (OVERALL)

YEAR	GP	GS	MIN	AVG	TOTAL			3-POINT			F-THROW			REBOUNDS					PTS	AVG					
					FG	FGA	PCT	FG	FGA	PCT	FT	FTA	PCT	OFF	DEF	TOT	AVG	PF			FO	AST	TO	BLK	STL
2010-11	32	7	443	13.8	62	128	.484	7	23	.304	24	37	.649	31	36	67	2.1	61	3	12	27	5	14	155	4.8
2011-12	31	11	693	22.4	100	198	.505	18	47	.383	50	71	.704	35	62	97	3.1	71	3	33	41	7	15	268	8.6
2012-13	36	1	801	22.3	126	259	.486	28	81	.346	63	96	.656	41	86	127	3.5	86	1	46	38	6	28	343	9.5
TOTAL	99	19	1937	19.6	288	585	.492	53	151	.351	137	204	.672	107	184	291	2.9	218	7	91	106	18	57	766	7.7

CAREER STATS (BIG TEN ONLY)

YEAR	GP	GS	MIN	AVG	TOTAL			3-POINT			F-THROW			REBOUNDS					PTS	AVG					
					FG	FGA	PCT	FG	FGA	PCT	FT	FTA	PCT	OFF	DEF	TOT	AVG	PF			FO	AST	TO	BLK	STL
2010-11	18	7	298	16.6	39	87	.448	5	15	.333	14	21	.667	16	20	36	2.0	47	3	7	14	3	9	97	5.4
2011-12	14	5	289	20.6	34	72	.472	9	20	.450	18	25	.720	16	23	39	2.8	38	2	10	17	5	6	95	6.8
2012-13	18	0	393	21.8	50	113	.442	13	40	.325	22	39	.564	20	41	61	3.4	41	0	26	18	4	12	135	7.5
TOTAL	50	12	980	19.6	123	272	.452	27	75	.360	54	85	.635	52	84	136	2.7	126	5	43	49	12	27	327	6.5

#0 • WILL SHEEHY

scored six points ... dropped in 14 points on 7-of-11 shooting from the floor against New Mexico State in the NCAA Tournament ... knocked down the memorable baseline jumper with 12.7 seconds left to defeat VCU in the NCAA tournament ... he finished the game against the Rams with eight points, three rebounds and four assists ... had 10 points and four rebounds against Kentucky in the NCAA South Regional.

2010-11 (FRESHMAN)


Played in 32 games and started seven ... scored his first points as a Hoosier in the season opener against Florida Gulf Coast on a layup and made the free throw after getting fouled ... nailed his lone 3-point attempt against Wright State ... had his breakout game against Mississippi Valley State, contributing nine points, five rebounds, two steals and an assist in 11 minutes off the bench ... scored three points against Evansville ... recorded two points, four boards and a block in nine minutes against North Carolina Central ... posted his first career double-digit scoring game with 10 points and five rebounds against Northwestern State ... registered two points and two rebounds at Boston College ... scored four points and hauled in three rebounds in 14 minutes against Savannah State ... made his only field goal attempt in five minutes at No. 16 Kentucky ... made 4-of-6 shots for eights against SIU-Edwardsville ... also snagged four rebounds in his 19 minutes of action versus the Cougars ... scored six points - four of which came via alley-oop dunks - and had three rebounds against South Carolina State ... had four points against Colorado ... produced five points in 13 minutes off the bench against No. 2 Ohio State ... scored five points in the final minute of the first half at No. 21 Minnesota and finished with seven points and three rebounds ... came off the bench to score nine points and pull down three rebounds at Northwestern ... made his first career start at Iowa and finished with four points, two rebounds, one assist and two steals in 17 minutes ... recorded six points, three boards, an assist and block

in 20 minutes against Illinois ... dropped in eight points and two steals at Michigan State ... posted four points, a rebound and steal in 21 minutes played against Minnesota ... dropped in 12 points on 4-of-9 shooting against Iowa ... in his sixth start, he led IU with 14 points, three rebounds and two assists at Purdue ... scored seven points and hauled in four rebounds to go with an assist and a career-high tying two steals against Northwestern ... recorded five points and three boards against Purdue ... had three points and three rebounds at No. 2 Ohio State ... led IU off the bench with six points, while adding four rebounds and a steal at Illinois ... had two points and three rebounds in the Big Ten Tournament against Penn State ... was a finalist for Dunk of Year for his dunk against Iowa on Feb. 5, which was one of the honors given out on CBS's 2011 Papa John's Dunks of the Year show, announced by Intersport on April 3.

PREP/PERSONAL

A 2010 graduate of Sagement High School in Weston, Fla., for head coach Adam Ross ... averaged 14 points, seven rebounds and four assists during his senior season ... named 2A second team all-state ... ranked as the No. 45 small forward in his class by *Scout.com* ... nominated for McDonald's All-American team ... checked in at No. 141 overall and No. 40 small forward according to Rivals.com ... named to Florida vs. U.S.A. Hardwood Classic All-Star team ... as a junior at South Fork High School in Florida, he averaged 24.6 points, 10 rebounds and nearly three assists per game ... posted season averages of 17 points, 8.5 rebounds and 4.5 assists per game as a sophomore ... played AAU basketball for the Florida Rams and head coach Matt Ramker ... is majoring in legal studies ... son of Mike Sheehy and Dawn Mailloux ... has a twin sister, Elizabeth, and a younger brother, Patrick ... father played basketball for Syracuse and St. Bonaventure ... his uncle, Tom Sheehy, was a standout at Virginia and was drafted by the Boston Celtics and went on to play professionally in Spain ... born January 16, 1992.





EVAN GORDON

6-0 • 192 • GUARD • REDSHIRT SENIOR

INDIANAPOLIS, IND. • NORTH CENTRAL / ARIZONA STATE

10

CAREER HIGHS

Points

29 - Sacramento State, 12/1/12

FG Made

9, 2x - last vs. USC, 1/24/13

3FG Made

6 - Virginia Intermont, 11/12/10

Rebounds

8, 2x - last vs. Cent. Arkansas, 11/10/12

Assists

6 - at VMI, 1/2/10

Blocks

2 - Dartmouth, 12/15/12

Steals

5, 4x - last vs. Cent. Arkansas, 11/10/12

Minutes

45 - USC, 1/24/13

2012-13 (REDSHIRT JUNIOR - at Arizona State University)

Played in all 35 games ... started 25 games for the Sun Devils who went to the National Invitation Tournament ... was third on the team in scoring, averaging 10.1 points per game ... four times last season he scored 20 points or better including a career-high 29 points against Sacramento State and a 28-point effort against USC ... also averaged 2.9 rebounds, 2.2 assists, and 1.3 steals per game ... has scored 1,186 career points in three collegiate seasons .

2011-12 (JUNIOR - at Arizona State University)

Did not play due to NCAA Transfer rules.

2010-11 (SOPHOMORE - at Liberty University)

Led the Liberty Flames in scoring with 14.4 points per game (eighth in the Big South) in his sophomore year (2010-11) before transferring to Arizona State following the season ... paced the team in free throw percentage (.762) and three-point field goal percentage (.337) ... concluded his time at Liberty 26th on the program's all-time scoring list with 832 career points.

2009-10 (FRESHMAN - at Liberty University)

Named to the 2010 Big South All-Freshman team ... earned VASID All-State Rookie of the Year Honors ... appeared in all 31 games, starting 25 ... achieved double figures in scoring in 19-of-31 games ... finished ninth in the Big South in scoring in conference games (14.4 ppg) ... led Liberty in field goals made (129) ... second-leading scorer for Liberty (12.0 ppg) ... second on the team in steals with 34 ... posted 21 points and a career-high eight rebounds against Charleston Southern ... recorded four steals against Kentucky Christian ... netted a career-high 24 points at VMI, following up the performance with 22 points at Presbyterian on Jan. 7 ... named Big South Freshman of the Week for his performances against UCF, Buffalo and VMI ... finished with 16 tallies at Radford ... recorded 18 points against VMI ... posted 16 points against UNC Asheville ... netted 17 points in back-to-back games against Gardner-Webb and Radford ... concluded the regular-season with a 24-point performance at Charleston Southern, equaling his career high.



JEFF HOWARD
6-8 • 225 • FORWARD • SENIOR
WESTFIELD, IND. • WESTFIELD

24

CAREER HIGHS

Points

4 - Coppin State, 12/1/12

FG Made

2 - Coppin State, 12/1/12

3FG Made

N/A

Rebounds

2 (6x) - last Jacksonville, 12/28/12

Assists

1 (2x) - last at Purdue, 1/30/13

Blocks

1 (4x) - last Mt. Saint Mary's, 12/19/12

Steals

1 - Chattanooga, 11/13/11

Minutes


7 - Mt. Saint Mary's, 12/19/12

2012-13 (JUNIOR)

Received Academic All-Big Ten honors ... appeared in 13 games off the bench ... scored four points and grabbed nine rebounds on the year ... played four minutes in the exhibition game against Indiana Wesleyan ... contributed two rebounds in five minutes off the bench in the season opener against Bryant ... blocked a shot in five minutes of play against North Dakota State ... logged three minutes against Sam Houston State ... snatched a rebound in four minutes against Ball State ... hauled in one rebound and had a blocked shot against No. 14 North Carolina ... made a pair of layups in the closing minutes against Coppin State ... played one minute against Central Connecticut State ... blocked a shot and snared a rebound in seven minutes against Mount St. Mary's ... hauled in two rebounds in three minutes of action against Florida Atlantic ... played two minutes against Jacksonville and corralled a pair of rebounds ... had one assist in the win at Purdue ... played the final minute of the Hoosiers win against Purdue in Assembly Hall ... saw two minutes of time against James Madison in the Second Round of the NCAA Tournament in Dayton.

2011-12 (SOPHOMORE)

Named Academic All-Big Ten ... appeared in 10 games ... played two minutes against Stony Brook ... recorded a block and steal against Chattanooga ... played one minute at Evansville ... saw one minute of action against Gardner-Webb ... also played one minute in the Stetson game ... recorded an assist against Howard ... crashed the boards for two offensive rebounds against UMBC ... played a minute against Iowa and North Carolina Central ... played one minute at Minnesota.



TAYLOR WAYER

5-10 • 187 • GUARD • SENIOR
INDIANAPOLIS, IND. • BISHOP CHATARD

20

CAREER HIGHS

Points

3 - Florida Gulf Coast, 11/12/10

FG Made

1 - Florida Gulf Coast, 11/12/10

3FG Made

1 - Florida Gulf Coast, 11/12/10

Rebounds

1 (4x) - last Jacksonville, 12/28/12

Assists

N/A

Blocks

N/A

Steals

N/A

Minutes

2 (6x) - last Ball State, 11/25/12

2012-13 (JUNIOR)

Named Academic All-Big Ten ... played two minutes in the exhibition game against Indiana Wesleyan and logged an assist and a steal ... played the final minute of the season opener against Bryant ... played the final minute against Sam Houston State ... saw two minutes of action against Ball State ... was on the court in the final minute against No. 14 North Carolina ... got in for one minute against Coppin State, Central Connecticut State, Mount St. Mary's and Florida Atlantic ... grabbed one offensive rebound against Jacksonville in one minute ... played the final minute of the Hoosiers win against Purdue in Assembly Hall.

2011-12 (SOPHOMORE)

Named Academic All-Big Ten ... played two minutes against Stony Brook ... took a charge against Chattanooga ... played one minute against Gardner-Webb ... also played a minute in the Stetson game ... took the floor for two minutes against Howard ... grabbed a rebound against UMBC ... played a minute against Iowa and North Carolina Central.

2010-11 (FRESHMAN)

Played in nine games ... drilled a long 3-pointer with just over a minute left in the season opener against Florida Gulf Coast for his first points in an IU uniform ... entered the game versus Mississippi Valley State ... played a minute against North Carolina Central ... played one minute against Northwestern State ... saw two minutes of action against Savannah State ... hit the floor for a minute against SIU-Edwardsville, attempting a 3-point shot ... played one minute against South Carolina State ... made Big Ten debut at No. 2 Ohio State ... played one minute off the bench at Illinois.

#20 • TAYLOR WAYER

PREP/PERSONAL

Joined the team as a non-scholarship player in October 2010 ... graduated in 2010 from Bishop Chatard High School in Indianapolis ... earned three letters in basketball and three in track ... averaged 18 points and three assists ... named to the All-City Tournament Team and was a preseason All-State choice ... named team MVP for Coach Travis Daugherty ... played for Spiece Indy Heat for Coach Corey Downs and for Indiana Selected for Coach Trevor Andershock ... son of Thomas and Michelle Wayer ... is majoring in sport marketing/management ... born on April 26, 1991... has a brother and two sisters.



2010-11 GAME-BY-GAME

Opponent	GS	Min	FG	3FG	FT	Off	Def	Reb	PF	A	TO	Blk	Stl	Pts
FGCU (11/12)	2	1-1	1-1	0-0	0	1	1	0	0	0	0	0	0	3
MVSU (11/16)	1	0-0	0-0	0-0	0	0	0	2	0	0	0	0	0	0
N.C. CENTRAL (11/23)	1	0-0	0-0	0-0	0	0	0	0	0	0	0	0	0	0
N'WESTERN ST. (11/26)	1	0-0	0-2	1	0	1	0	0	0	0	0	0	0	0
SAVANNAH STATE (12/4)	2	0-0	0-0	0-0	0	0	0	0	0	0	0	0	0	0
SIU-E (12/17)	1	0-1	0-1	0-0	0	0	0	0	0	0	0	0	0	0
S.C. STATE (12/19) at Ohio State (2/27)	1	0-0	0-0	0-0	0	0	0	0	0	0	0	0	0	0
at Illinois (3/5)	1	0-0	0-0	0-0	0	0	0	0	0	0	0	0	0	0

2011-12 GAME-BY-GAME

Opponent	GS	Min	FG	3FG	FT	Off	Def	Reb	PF	A	TO	Blk	Stl	Pts
STONY BROOK (11/11)	2	0-0	0-0	0-0	0	0	0	1	0	0	0	0	0	0
CHATTANOOGA (11/13)	1	0-1	0-1	0-0	0	0	0	0	0	0	0	0	0	0
GARDNER-WEBB (11/21)	1	0-0	0-0	0-0	0	0	0	0	0	0	0	0	0	0
STETSON (12/4)	1	0-0	0-0	0-0	0	0	0	0	0	0	0	0	0	0
HOWARD (12/19)	2	0-0	0-0	0-0	0	0	0	0	0	0	0	0	0	0
UMBC (12/22)	2	0-0	0-0	0-0	0	1	1	0	0	0	0	0	0	0
IOWA (1/29)	1	0-0	0-0	0-0	0	0	0	0	0	0	0	0	0	0
N.C. CENTRAL (2/22)	1	0-0	0-0	0-0	0	0	0	0	0	0	0	0	0	0

2012-13 GAME-BY-GAME


Opponent	GS	Min	FG	3FG	FT	Off	Def	Reb	PF	A	TO	Blk	Stl	Pts
BRYANT (11/09)	1	0-0	0-0	0-0	0	0	0	0	0	0	0	0	0	0
SAM HOUSTON ST. (11/15)	1	0-0	0-0	0-0	0	0	0	0	0	0	0	0	0	0
BALL STATE (11/25)	2	0-0	0-0	0-0	0	0	0	0	0	0	0	0	0	0
NORTH CAROLINA (11/27)	0	0-0	0-0	0-0	0	0	0	0	0	0	0	0	0	0
COPPINS STATE (12/01)	1	0-0	0-0	0-0	0	0	0	0	0	0	0	0	0	0
CENT. CONN. STATE (12/08)	1	0-0	0-0	0-0	0	0	0	0	0	0	0	0	0	0
MOUNT ST. MARY'S (12/19)	1	0-0	0-0	0-0	0	0	0	0	0	0	0	0	0	0
FLORIDA ATLANTIC (12/21)	1	0-0	0-0	0-0	0	0	0	0	0	0	0	0	0	0
JACKSONVILLE (12/28)	1	0-1	0-0	0-0	1	0	1	0	0	0	0	0	0	0
PURDUE (02/16)	1	0-0	0-0	0-0	0	0	0	0	0	0	0	0	0	0

CAREER STATS (OVERALL)

YEAR	GP	GS	MIN	AVG	TOTAL			3-POINT			F-THROW			REBOUNDS				PF	FO	AST	TO	BLK	STL	PTS	AVG
					FG	FGA	PCT	FG	FGA	PCT	FT	FTA	PCT	OFF	DEF	TOT	AVG								
2010-11	9	0	11	1.2	1	2	.500	1	2	.500	0	2	.000	1	1	2	0.2	2	0	0	0	0	0	3	0.3
2011-12	8	0	11	1.4	0	1	.000	0	1	.000	0	0	.000	0	1	1	0.1	1	0	0	0	0	0	0	0.0
2012-13	10	0	10	1.0	0	1	.000	0	0	.000	0	0	.000	1	0	1	0.1	0	0	0	0	0	0	0	0.0
TOTAL	27	0	32	1.2	1	4	.250	1	3	.333	0	2	.000	2	2	4	0.1	3	0	0	0	0	0	3	0.1

CAREER STATS (BIG TEN ONLY)

YEAR	GP	GS	MIN	AVG	TOTAL			3-POINT			F-THROW			REBOUNDS				PF	FO	AST	TO	BLK	STL	PTS	AVG
					FG	FGA	PCT	FG	FGA	PCT	FT	FTA	PCT	OFF	DEF	TOT	AVG								
2010-11	2	0	2	1.0	0	0	.000	0	0	.000	0	0	.000	0	0	0	0.0	0	0	0	0	0	0	0	0.0
2011-12	1	0	1	1.0	0	0	.000	0	0	.000	0	0	.000	0	0	0	0.0	0	0	0	0	0	0	0	0.0
2012-13	1	0	1	1.0	0	0	.000	0	0	.000	0	0	.000	0	0	0	0.0	0	0	0	0	0	0	0	0.0
TOTAL	4	0	4	1.0	0	0	.000	0	0	.000	0	0	.000	0	0	0	0.0	0	0	0	0	0	0	0	0.0



AUSTIN ETHERINGTON

6-6 • 213 • FORWARD • RS- SOPHOMORE
CICERO, IND. • HAMILTON HEIGHTS

13

CAREER HIGHS

Points

8 - Stony Brook, 11/11/11

FG Made

3 - Stony Brook, 11/11/11

3FG Made

2 - Stony Brook, 11/11/11

Rebounds

4 (2x) - last Coppin State, 12/1/12

Assist

2 - Coppin State, 12/1/12

Blocks

1 (2x) - last Bryant, 11/9/12

Steals

1 (4x) - last Ball State, 11/25/12

Minutes

13 (2x) - last Ball State, 11/25/12

2012-13 (SOPHOMORE)

Played in seven games before a knee injury ended his season ... averaged 1.9 points and 1.7 rebounds ... had surgery on Dec. 11 to repair a fracture in his patella and missed the remainder of the season ... scored five points, hauled in two boards to go with an assist and a steal in 12 minutes against Indiana Wesleyan in the exhibition game ... played six minutes and collected a blocked shot and two rebounds in the season opener against Bryant ... credited with one assist in three minutes against North Dakota State ... posted six points, a rebound and steal in 11 minutes against Sam Houston State ... knocked down all three free throws and a fast-break layup for five points against Ball State ... added three rebounds and a steal in 13 minutes versus the Cardinals ... had a rebound in four minutes against No. 14 North Carolina ... matches his career high with four rebounds against Coppin State and also had two points and two assists in eight minutes ... grabbed one offensive rebound in two minutes against Central Connecticut State before suffering a season-ending left knee injury.

2011-12 (FRESHMAN)

Played in 16 games and averaged 1.3 points ... did not miss a shot in his collegiate debut, burying three field goals in total and two from 3-point range for eight points against Stony Brook ... blocked a shot against Chattanooga ... had a rebound at Evansville ... made 4-of-4 at the free throw line and hauled in two rebounds against Stetson ... scored four points, including a break-away dunk, against Howard ... also chipped in an offensive board and steal in nine minutes played vs. the Bison ... posted four rebounds, two points, an assist and a steal against UMBC ... played two minutes against Ohio State in his Big Ten debut ... snagged an offensive rebound against Iowa ... played one minute in the game at Iowa ... scored on a driving layup against North Carolina Central and grabbed a rebound ... grabbed one rebound in three minutes at Minnesota ... played two minutes against Penn State and three minutes against Wisconsin at the Big Ten Tournament.

#13 • AUSTIN ETHERINGTON

PREP/PERSONAL

A 2011 graduate of Hamilton Heights High School in Arcadia... led Hamilton Heights in scoring (18.6), rebounds (8.5) and blocked shots (1.6) as a senior ... was named *The Times* Co-Player of the Year ... also received first team All-State recognition by the Indiana Basketball Coaches Association ... named to Indiana All-Star team following his senior year ... helped the Indiana team to a pair of victories over the Kentucky All-Stars ... scored six points and had three blocked shots in game two against the Kentucky All-Stars ... participated in the Derby Classic and advanced to the finals of the 3-point shootout ... scored a season-high 32 points against Madison-Grant and scored 20 or more points on 10 occasions with 10 double-doubles ... Hamilton Heights won the Mid-Indiana Conference title and finished with an 18-5 record ... ranked as the 28th best small forward in the country by *ESPN.com* ... as a junior, Etherington averaged 22.9 points, 7.6 rebounds, 2.1 assists and 1.4 blocks ... during his sophomore season, he averaged 15.7 points and 7.0 rebounds per game ... was an Indiana Junior All-Star ... played for the Indiana Elite AAU program, coached by Mark Adams ... *Scout.com* ranked him as the 28th ranked small forward in the country ... was invited to the NBA Top 100 camp prior to his senior season ... son of Brett and Missy Etherington ... father played basketball at Butler from 1987-91 ... has two brothers, Alex and Aaron ... Alex plays basketball at Indiana State ... majoring in business ... born May 25, 1992.

2011-12 GAME-BY-GAME

Opponent	GS	Min	FG	3FG	FT	Off	Def	Reb	PF	A	TO	Blk	Stl	Pts
STONY BROOK (11/11)	5	3-3	2-2	0-0	0	1	1	0	0	0	0	0	0	8
CHATTANOOGA (11/13)	5	0-0	0-0	0-0	0	0	0	1	0	0	1	0	0	0
at Evansville (11/16)	4	0-0	0-0	0-0	0	1	1	2	0	0	0	0	0	0
SAVANNAH ST. (11/19)	9	0-1	0-1	0-0	0	1	1	2	0	0	0	0	0	0
GARDNER-WEBB (11/21)	7	0-1	0-1	0-0	1	0	1	1	0	0	0	0	0	0
STETSON (12/4)	5	0-0	0-0	4-4	0	2	2	1	0	0	1	0	0	4
HOWARD (12/19)	9	2-3	0-1	0-0	1	0	1	1	0	0	0	1	4	4
UMBC (12/22)	13	1-4	0-2	0-0	1	3	4	1	1	0	0	1	2	2
OHIO STATE (12/31)	2	0-0	0-0	0-0	0	0	0	1	0	0	0	0	0	0
MICHIGAN (1/5)	0	0-0	0-0	0-1	0	0	0	0	0	0	0	0	0	0
IOWA (1/29)	4	0-2	0-1	0-0	1	0	1	1	0	0	0	0	0	0
at Iowa (2/19)	1	0-0	0-0	0-0	0	0	0	0	0	0	0	0	0	0
N.C. CENTRAL (2/22)	5	1-1	0-0	0-0	0	1	1	0	0	0	1	0	0	2
at Minnesota (2/26)	3	0-1	0-0	0-0	0	1	1	0	0	0	0	0	0	0
vs Penn State (3/8)	2	0-0	0-0	0-0	0	0	0	1	0	0	0	0	0	0
vs Wisconsin (3/9)	3	0-0	0-0	0-0	0	0	0	0	0	0	0	0	0	0

2012-13 GAME-BY-GAME

Opponent	GS	Min	FG	3FG	FT	Off	Def	Reb	PF	A	TO	Blk	Stl	Pts
BRYANT (11/09)	6	0-0	0-0	0-0	0	2	2	1	0	0	1	0	0	0
N.D. STATE (11/12)	3	0-0	0-0	0-0	0	0	0	1	1	0	0	0	0	0
SAM HOUSTON ST. (11/15)	11	2-3	1-2	1-2	0	1	1	3	0	1	0	1	6	6
BALL STATE (11/25)	13	1-2	0-0	3-3	0	3	3	1	0	2	0	1	5	5
NORTH CAROLINA (11/27)	4	0-0	0-0	0-0	0	1	1	1	0	2	0	0	0	0
COPPIN STATE (12/01)	8	1-2	0-1	0-0	3	1	4	1	2	0	0	0	2	2
CENT. CONN. STATE (12/08)	2	0-0	0-0	0-2	1	0	1	2	0	0	0	0	0	0



CAREER STATS (OVERALL)

YEAR	GP	GS	MIN	AVG	TOTAL			3-POINT			F-THROW			REBOUNDS			PF	FO	AST	TO	BLK	STL	PTS	AVG	
					FG	FGA	PCT	FG	FGA	PCT	FT	FTA	PCT	OFF	DEF	TOT									AVG
2011-12	16	0	77	4.8	7	16	.438	2	8	.250	4	5	.800	4	10	14	0.9	12	0	1	2	1	2	20	1.3
2012-13	7	0	47	6.7	4	7	.571	1	3	.333	4	7	.571	4	8	12	1.7	10	0	3	5	1	2	13	1.9
TOTAL	23	0	124	5.4	11	23	.478	3	11	.273	8	12	.667	8	18	26	1.1	22	0	4	7	2	4	33	1.4

CAREER STATS (BIG TEN ONLY)

YEAR	GP	GS	MIN	AVG	TOTAL			3-POINT			F-THROW			REBOUNDS			PF	FO	AST	TO	BLK	STL	PTS	AVG	
					FG	FGA	PCT	FG	FGA	PCT	FT	FTA	PCT	OFF	DEF	TOT									AVG
2011-12	5	0	10	2.0	0	3	.000	0	1	.000	0	1	.000	1	1	2	0.4	2	0	0	0	0	0	0	0.0
2012-13	DNP																								



JONNY MARLIN

5-10 • 175 • GUARD • RS-SOPHOMORE
GREENWOOD, IND. • CENTER GROVE • IPFW

3

CAREER HIGHS (at IPFW)

Points

13 (2x) - last at Oakland, 2/11/12

FG Made

4 (2x) - last at Neb.-Omaha, 12/10/11

3FG Made

4 - at Neb.-Omaha, 12/10/11

Rebounds

6 (2x) - at Neb.-Omaha, 12/10/11

Assists

10 - at Neb.-Omaha, 12/10/11

Blocks

1 - at Xavier, 11/15/11

Steals

4 - vs. Neb.-Omaha, 11/12/11

Minutes

43 - at Neb.-Omaha, 12/10/11

2012-13 (REDSHIRT)

Sat out the season to satisfy NCAA Transfer rules.

2011-12 (FRESHMAN AT IPFW)

Appeared in 30 games for the Mastodons, making 28 starts ... averaged 27.2 minutes per game and scored 4.3 points per game ... shot 35.6 percent from the 3-point line and 87.5 percent at the foul line ... averaged 3.5 assists per game while committing just 51 turnovers on the year ... scored a season-high 13 points on two occasions (Dec. 10 vs. Nebraska Omaha; Feb. 11 vs. Oakland) ... also had a season-best 10 assists (zero turnovers) against Nebraska Omaha.

#3 • JONNY MARLIN

PREP/PERSONAL

Played for head coach Cliff Hawkins at Center Grove High School ... averaged 14.2 points, 5.8 assists and 2.3 steals as a senior ... helped lead the squad to a 17-4 record and a Metropolitan Interscholastic Conference Title ... posted an impressive win over IHSAA 4A State Champion North Central ... intends to major in SPEA (School of Public and Environmental Affairs) management ... son of Tony and Stacy Marlin ... has one brother.



2011-12 GAME-BY-GAME (at IPFW)

Opponent	GS	Min	FG	3FG	FT	Off Def	Reb	PF	A TO	Blk	Stl	Pts
NEB.-OMAHA (11/12)	* 38	1-4	1-2	2-3	1 2	3 0	9 3	0 4	5			
at Xavier (11/15)	* 33	0-2	0-2	2-2	0 3	3 1	5 1	1 1	2			
JUDSON (11/21)	* 21	1-7	0-4	0-0	0 6	6 2	4 2	0 1	2			
at Iowa (11/26)	* 36	1-3	1-3	0-0	0 2	2 1	2 6	0 0	3			
UMKC (12/1)	* 39	1-6	1-4	0-0	1 4	5 4	5 4	0 2	3			
SOUTH DAKOTA (12/3)	* 29	2-8	1-2	0-0	0 0	0 2	5 0	0 0	5			
VALPARAISO (12/7)	* 35	4-6	2-3	0-0	0 0	0 1	7 4	0 0	10			
at Neb.-Omaha (12/10)	* 43	4-10	4-8	1-2	0 6	6 0	10 0	0 1	13			
DARTMOUTH (12/13)	* 36	0-1	0-2	0-0	0 2	2 1	4 0	0 0	2			
at UT-Martin (12/18)	* 34	3-4	1-2	3-3	1 3	4 0	3 2	0 3	10			
at Purdue (12/20)	* 19	1-3	1-3	0-0	0 2	2 0	3 1	0 1	3			
at S.D. State (12/28)	* 23	0-2	0-2	0-0	0 0	0 1	3 1	0 1	0			
at N.D. State (12/30)	* 9	0-0	0-0	0-0	0 0	0 4	0 0	0 0	0			
SOUTHERN UTAH (1/3)	* 22	0-2	0-1	1-2	0 0	0 0	5 1	0 0	1			
IUPUI (1/5)	* 21	0-0	0-0	1-2	0 5	5 3	2 2	0 0	1			
WESTERN ILLINOIS (1/7)	* 21	2-5	1-3	2-2	0 1	1 3	2 1	0 0	7			
OAKLAND	* 21	1-4	1-4	0-0	0 1	1 1	3 3	0 0	3			
at Oral Roberts (1/19)	* 30	0-2	0-0	2-2	0 2	2 0	2 2	0 1	2			
at Southern Utah (1/21)	* 22	1-4	0-1	0-0	0 2	2 1	3 0	0 1	2			
N.D. STATE (1/26)	* 28	2-3	1-2	0-0	0 1	1 1	2 4	0 1	5			
S.D. STATE (1/28)	* 21	0-2	0-1	0-0	0 1	1 1	0 2	0 0	0			
at Western Illinois (2/2)	* 18	1-1	1-1	0-0	0 0	0 1	2 3	0 0	3			
at IUPUI (2/4)	* 24	2-4	1-2	0-0	1 0	1 4	3 4	0 0	5			
at Chicago State (2/7)	* 34	1-4	1-3	2-2	0 0	0 2	2 0	0 1	5			
at Oakland (2/11)	* 29	3-6	3-5	4-4	0 2	2 4	4 0	0 1	13			
ORAL ROBERTS (2/15)	24	1-5	0-3	6-6	0 0	0 1	1 1	0 2	8			
at Eastern Kentucky (2/18)	33	2-6	2-4	0-0	0 0	0 2	3 2	0 2	6			
at South Dakota (2/23)	* 30	3-7	3-6	0-0	0 0	0 2	5 0	0 0	9			
at UMKC (2/25)	* 32	0-2	0-1	0-0	0 1	1 1	5 1	0 1	0			
vs. Oral Roberts	* 10	0-2	0-1	0-0	0 0	0 1	0 1	0 0	0			



CAREER STATS (OVERALL)

YEAR	GP	GS	MIN	AVG	TOTAL			3-POINT			F-THROW			REBOUNDS				PF	FO	AST	TO	BLK	STL	PTS	AVG
					FG	FGA	PCT	FG	FGA	PCT	FT	FTA	PCT	OFF	DEF	TOT	AVG								
2011-12	30	28	815	27.1	37	115	.322	26	73	.356	28	32	.875	4	46	50	1.6	45	0	104	51	1	26	128	4.3



KEVIN "YOGI" FERRELL

6-0 • 178 • GUARD • SOPHOMORE
INDIANAPOLIS, IND. • PARK TUDOR

11

CAREER HIGHS

Points

19 - Iowa, 3/2/13

FG Made

7 - James Madison, 3/22/13

3FG Made

3 (2x) - last at Purdue, 1/30/13

Rebounds

8 (2x) - last James Madison, 3/22/13

Assists

10 - Jacksonville, 12/28/12

Blocks

2 - vs. Illinois, 3/15/13

Steals

2 (5x) - last vs. Illinois, 3/15/13

Minutes

37 - Minnesota, 1/12/13

SUMMER 2013 - World University Games (Kazan, Russia)

Joined IU teammate Will Sheehy on the United States team at the World University Games, becoming the ninth and 10th players in IU history to compete in the WUG ... played in all eight games for Team USA, guiding them to a 5-3 record and ninth-place finish ... averaged 10.3 points and three rebounds per game ... dished out a total of 35 assists to just 13 turnovers ... shot 76.5 percent from the free throw line ... began the Games with a 140-46 win over United Arab Emirates ... scored 15 points and dished out 13 assists in 24 minutes of play ... also had five rebounds and four steals in that game ... had seven points and four assists to go along with two rebounds in a 96-53 win over Czech Republic in the second game ... scored a tournament-high 20 points in the third game, an 83-65 win over Sweden ... scored 10 points and added five boards in a 93-84 loss to Australia in game four ... played just 13 minutes in a 94-85 loss to Canada to finish group play ... played a tournament-high 28 minutes against Norway to begin the consolation tournament round ... scored eight points and had seven assists to go along with six rebounds in that game ... played 10 minutes in a 92-70 win against Germany, scoring seven points ... finished the tournament scoring 11 points in 20 minutes against Finland in the ninth place game.

2012-13 (FRESHMAN)

- Honorable Mention All-Big Ten (Media)
- Big Ten All-Freshman Team (Coaches)

Named Honorable Mention All-Big Ten by the media ... earned Big Ten All-Freshman team recognition from the coaches ... nominated for the Wayman Tisdale Award Midseason Watchlist ... Preseason All-Freshman Team (Sporting News) ... CBSSports.com Preseason All-Freshman Second Team ... started all 36 games and averaged 7.6 point per contest ... led the team with 4.1 assists per game ... also collected 2.8 rebounds per game and shot 78.9 percent from the free throw line ... posted eight points, four rebounds, four assists and one steal in the exhibition win against Indiana Wesleyan ... in his first collegiate regular season game, posted 10 points, five rebounds and seven assists against Bryant

#11 • KEVIN "YOGI" FERRELL

in the season opener ... registered four points, two rebounds and three assists against North Dakota State ... dished out seven assists against Sam Houston State ... also recorded three points and three rebounds in 24 minutes versus the Bearkats ... scored just four points but handed out five assists against Georgia in the semifinals of the Progressive Legends Classic at the Barclays Center in Brooklyn, N.Y. ... connected for 14 points and four assists in 33 minutes in the finals of the Progressive Legends Classic at the Barclays Center in Brooklyn, N.Y. ... tallied five rebounds, three assists, two points and a block against Ball State ... scored just two points but had six assists and just one turnover against No. 14 North Carolina while also snagging five rebounds ... registered six points and three assists against Coppin State ... racked up eight points and six assists against Central Connecticut State ... played 31 minutes and connected for 12 points - including the game-tying 3-pointer with six seconds left in regulation to force overtime - while also grabbing a team-best eight rebounds against Butler ... dialed up nine assists, eight points, four rebounds and a steal against Mount St. Mary's ... contributed four points, four rebounds, five assists and a steal against Florida Atlantic ... became the first IU player since 2009 to record 10 assists in a game when he posted as many against Jacksonville ... in his Big Ten debut, scored nine points, grabbed seven boards and dished out four assists in 32 minutes at Iowa ... tallied 13 points and eight assists against Minnesota ... scored nine points to go with three rebounds against Wisconsin ... contributed four points and one assist at Northwestern ... went 6-of-7 from the field, including a trio

of 3-pointers to finish with 15 points along with two assists, two rebounds and steal against Penn State ... tallied 11 points and three assists against Michigan State ... went 3-of-4 from the 3-point line for 11 points in addition to three assists and his third blocked shot of the season at Purdue ... played 28 minutes against Michigan and finished with 14 points, five assists and two rebounds ... had seven points and four assists at Illinois ... had one point, but contributed three assists in 25 minutes at Ohio State ... scored eight points to go with two boards and zero turnovers against Nebraska ... tallied six rebounds, five assists, four points and two steals against Purdue ... posted six points, three rebounds and five assists at Michigan State ... registered 10 points, five assists, four rebounds, and one steal at Minnesota ... posted 19 points, five assists (one turnover) and one blocked shot against Iowa ... chipped in with seven points, two rebounds and two assists against Ohio State ... contributed six points, five rebounds and three assists at Michigan ... went 5-of-10 from the field on his way to 12 points while also handing out two assists, blocking two shots and coming away with two steals against Illinois in the quarterfinal of the Big Ten Tournament ... recorded six points and three assists against Wisconsin in the semifinal of the Big Ten Tournament ... scored the first nine points of the game to push the Hoosiers to a win against James Madison in the Second Round of the NCAA Tournament in Dayton ... had three assists and two rebounds against Temple in the Third Round of the NCAA Tournament in Dayton ... had two rebounds, one assist and one steal against Syracuse at the regional semifinals in Washington, D.C.



CAREER STATS (OVERALL)

YEAR	GP	GS	MIN	AVG	TOTAL			3-POINT			F-THROW			REBOUNDS				PF	FO	AST	TO	BLK	STL	PTS	AVG
					FG	FGA	PCT	FG	FGA	PCT	FT	FTA	PCT	OFF	DEF	TOT	AVG								
2012-13	36	36	1012	28.1	91	226	.403	23	76	.303	67	84	.798	12	88	100	2.8	60	0	147	75	6	28	272	7.6

CAREER STATS (BIG TEN ONLY)

YEAR	GP	GS	MIN	AVG	TOTAL			3-POINT			F-THROW			REBOUNDS				PF	FO	AST	TO	BLK	STL	PTS	AVG
					FG	FGA	PCT	FG	FGA	PCT	FT	FTA	PCT	OFF	DEF	TOT	AVG								
2012-13	18	18	528	29.3	52	122	.426	16	46	.348	35	47	.745	7	38	45	2.5	35	0	61	36	2	14	155	8.6

#11 • KEVIN "YOGI" FERRELL


PREP/PERSONAL

Played for head coach Ed Schilling at Park Tudor ... ranked No. 19 overall and No. 2 at the point guard position in his class by Rivals.com ... rated as the No. 3 point guard in his class by Scout.com ... checked in as the No. 24 overall prospect in the ESPN100 ... became the 17th IU recruit to play in the McDonald's All-American game ... led the West team to a victory in the McDonald's All-American game with eight assists and zero turnovers ... helped lead the Indiana Senior All-Stars to a two-game sweep of the Kentucky Senior All-Stars ... led Park Tudor to second straight IHSAA Class 2A state title as a senior ... set a championship game record with 12 assists ... also had 17 points and nine rebounds in the title game to just miss a triple-double ... added averaged 18.7 points and 6.6 assists as a junior ... led Park Tudor to a 26-2 record as a junior and the IHSAA Class 2A State title ... scored 14 points and five rebounds to go with six assists in the championship game ... named First Team All-State by the Associated Press ... was on the Indiana Junior All-Star team ... took third place in the adidas Nations tournament for the USA Red 2012 team in August 2011 ... took part in the NBPA Top 100 Camp and was the MVP of the playoffs ... took Park Tudor to the championship game of the IHSAA Class 2A state playoffs and scored 20 points in the title game during his sophomore season ... averaged 23.4 points and 4.6 assists while shooting 57 percent from the 3-point line ... as a freshman at Park Tudor, he averaged 12.3 points, 5.1 assists and two steals per game ... played AAU for Indiana Elite ... earned honor roll accolades at Park Tudor ... intends to major in sports marketing and management ... the son of Kevin Sr., and Lydia Ferrell ... has one brother and two sisters

2012-13 GAME-BY-GAME

Opponent	GS	Min	FG	3FG	FT	Off. Def.	Reb	PF	A	TO	Blk	Stl	Pts
BRYANT (11/9)	* 24	3-7	0-1	4-4	1	4	5	2	7	2	1	1	10
N.D. STATE (11/12)	* 22	1-5	0-3	2-2	0	2	2	0	3	4	0	1	4
SAM HOUSTON ST. (11/15)	* 24	0-2	0-1	3-4	0	3	3	0	7	0	0	0	3
vs Georgia (11/19)	* 29	1-4	0-0	2-2	0	1	1	2	5	1	0	0	4
vs Georgetown (11/20)	* 33	2-6	1-2	9-11	0	1	1	0	4	2	0	1	14
BALL STATE (11/25)	* 22	1-5	0-0	0-0	1	4	5	2	3	2	1	0	2
NORTH CAROLINA (11/27)	* 23	0-6	0-0	2-2	2	3	5	1	6	1	0	0	2
COPPIN STATE (12/1)	* 20	2-4	0-1	2-2	0	1	1	1	3	2	0	0	6
CENT. CONN. STATE (12/8)	* 27	3-7	0-2	2-2	0	0	0	0	6	1	0	2	8
vs Butler (12/15)	* 31	5-13	2-4	0-0	1	7	8	2	3	6	0	2	12
MT. ST. MARY'S (12/19)	* 28	3-5	1-2	1-2	0	4	4	3	9	2	0	1	8
FLA. ATLANTIC (12/21)	* 29	1-4	0-0	2-2	0	4	4	2	5	4	0	1	4
JACKSONVILLE (12/28)	* 30	2-5	1-4	1-2	0	2	2	2	10	0	0	2	6
at Iowa (12/31)	* 32	4-8	1-2	0-1	1	6	7	2	4	3	0	1	9
at Penn State (1/7)	* 26	0-5	0-3	1-2	0	1	1	2	1	1	0	1	1
MINNESOTA (1/12)	* 37	5-8	1-3	2-4	0	1	1	1	8	2	0	1	13
WISCONSIN (1/15)	* 34	2-8	1-5	4-5	1	2	3	1	1	1	1	0	9
at Northwestern (1/20)	* 26	2-4	0-0	0-0	0	1	1	2	1	2	0	0	4
PENN STATE (1/23)	* 27	6-7	3-4	0-1	0	2	2	0	2	1	0	1	15
MICHIGAN STATE (1/27)	* 31	4-9	1-5	2-2	0	1	1	0	3	3	0	1	11
at Purdue (1/30)	* 19	4-6	3-4	0-0	0	3	3	3	3	4	1	1	11
MICHIGAN (2/2)	* 28	2-4	2-4	8-8	0	2	2	3	5	3	0	1	14
at Illinois (2/7)	* 32	3-8	1-1	0-0	0	1	1	2	4	3	0	1	7
at Ohio State (2/10)	* 25	0-1	0-1	1-2	0	1	1	3	3	1	0	0	1
NEBRASKA (2/13)	* 26	2-6	1-2	3-3	1	1	2	0	1	0	0	0	8
PURDUE (2/16)	* 30	2-7	0-3	0-0	0	6	6	1	5	2	0	2	4
at Michigan State (2/19)	* 29	3-9	0-1	0-2	2	1	3	3	5	2	0	1	6
at Minnesota (2/26)	* 33	2-10	1-4	5-6	2	2	4	4	5	2	0	1	10
IOWA (3/2)	* 30	5-8	1-3	8-10	0	0	0	4	5	1	1	1	19
OHIO STATE (3/5)	* 34	3-10	0-1	1-1	0	2	2	2	2	2	0	0	7
at Michigan (3/10)	* 29	3-4	0-0	0-0	0	5	5	2	3	3	0	0	6
vs Illinois (3/15)	* 31	5-10	0-5	2-2	0	1	1	4	2	2	2	2	12
vs Wisconsin (3/16)	* 30	3-5	0-0	0-0	0	1	1	1	3	2	0	0	6
vs James Madison (3/22)	* 27	7-12	2-5	0-0	0	8	8	1	6	1	0	0	16
vs Temple (3/24)	* 31	0-2	0-0	0-0	2	2	2	0	3	3	0	0	0
vs Syracuse (3/28)	* 23	0-2	0-0	0-0	0	2	2	2	1	4	0	1	0





HANNER MOSQUERA-PEREA

6-9 • 225 • FORWARD • SOPHOMORE
ISTMINA, COLOMBIA • LA LUMIERE SCHOOL

12

CAREER HIGHS

Points

6 - Jacksonville, 12/28/12

FG Made

2 - Florida Atlantic, 12/21/12

3FG Made

N/A

Rebounds

10 - Florida Atlantic, 12/21/12

Assists

1 (2x) - last at Penn State, 1/7/13

Blocks

2 - Florida Atlantic, 12/21/12

Steals

1 (3x) - last at Northwestern, 1/20/13

Minutes

14 - Florida Atlantic, 12/21/12

2012-13 (FRESHMAN)

Appeared in 20 games off the bench ... averaged 0.9 points and 1.5 rebounds ... also tallied five blocked shots and three steals ... sat out the first nine games of the season ... made his collegiate debut against Butler at Bankers Life Fieldhouse, playing three minutes and hauling in one offensive rebound and converting that into a layup for his first career points ... tallied a rebound and steal in 10 minutes against Mount St. Mary's ... in addition to grabbing 10 rebounds for the first time in his career, also scored four points and blocked two shots in 14 minutes against Florida Atlantic ... dropped in six points against Jacksonville, including 4-of-4 at the free throw line ... played four minutes in his Big Ten debut at Iowa ... played eight minutes at Penn State and had one steal and one assist ... recorded a point and rebound in eight minutes played against Minnesota ... pulled down two boards against Wisconsin ... played three minutes at Northwestern and had one rebound and one steal ... collected one rebound in 10 minutes against Penn State ... grabbed a pair of rebounds against Michigan State ... played five minutes in the win at Purdue ... had a blocked shot and a rebound in three minutes at Illinois ... registered an emphatic blocked shot in four minutes against Nebraska ... collected three rebounds and one point in five minutes against Purdue ... played three minutes and grabbed one rebound at Michigan State ... saw two minutes of action at Michigan ... played three minutes against Illinois in the Big Ten Tournament ... tallied three points and three rebounds in four minutes against James Madison in the Second Round of the NCAA Tournament in Dayton ... played three minutes against Syracuse at the regional semifinals in Washington, D.C.

#12 • HANNER MOSQUERA-PEREA

PREP/PERSONAL

Played for head coach Alan Huss at La Lumiere School in LaPorte, Ind., ... is rated as the No. 9 power forward in his class and the No. 43 recruit nationally according to Rivals.com ... is the No. 10 power forward in his class according to Scout.com ... checks in at No. 71 on the ESPN100 ... played for the North team at the All-America Championships in April 2012 ... guided La Lumiere to a 25-4 record as a senior ... averaged 14.2 points and 10.3 rebounds per game in addition to 2.7 blocks per game ... participated in the 2012 Derby Festival Classic ... took part in the NBPA Top 100 Camp in June 2011 ... played for the Latin America team at the adidas Nations tournament in Los Angeles in August 2011 ... dropped in 14.5 points and 12.0 rebounds as a junior at La Lumiere ... was on the Indiana Junior All-Stars team ... as a sophomore, played at United Faith Christian Academy in North Carolina and won the NCISAA 1A state championship with Peter Jurkin ... played AAU basketball for Indiana Elite ... intends to major in recreation sport management ... the son of Luz Amanda Perea Martinez and Hamilton Mosquera Murillo ... has two sisters.

2012-13 GAME-BY-GAME

Opponent	GS	Min	FG	3FG	FT	Off Def	Reb	PF	A	TO	Blk	Stl	Pts
vs Butler (12/15)	3	1-1	0-0	0-0	1	0	1	1	0	0	0	0	2
MT. ST. MARY'S (12/19)	10	0-2	0-0	0-2	0	1	1	2	0	0	0	1	0
FLORIDA ATLANTIC (12/21)	14	2-3	0-0	0-0	3	7	10	1	1	3	2	0	4
JACKSONVILLE (12/28)	12	1-1	0-0	4-4	0	1	1	3	0	1	0	0	6
at Iowa (12/31)	4	0-0	0-0	0-0	0	0	2	0	2	0	0	0	0
at Penn State (1/7)	8	0-0	0-0	0-2	1	0	1	3	1	0	0	1	0
MINNESOTA (1/12)	8	0-0	0-0	1-2	1	0	1	0	0	0	0	0	1
WISCONSIN (1/15)	3	0-1	0-0	0-0	1	2	1	0	0	0	0	0	0
at Northwestern (1/20)	3	0-0	0-0	0-0	0	1	1	2	0	0	0	1	0
PENN STATE (1/23)	10	0-0	0-0	0-1	1	0	1	1	0	1	0	0	0
MICHIGAN STATE (1/27)	7	0-1	0-0	0-0	0	2	2	1	0	0	0	0	0
at Purdue (1/30)	5	0-0	0-0	0-0	0	0	0	1	0	0	0	0	0
at Illinois (2/7)	3	0-0	0-0	0-0	1	0	1	1	0	0	0	0	0
NEBRASKA (2/13)	4	0-0	0-0	0-0	0	0	2	0	0	0	1	0	0
PURDUE (2/16)	5	0-1	0-0	1-4	2	1	3	2	0	1	0	0	1
at Michigan State (2/19)	3	0-0	0-0	0-0	0	1	1	0	0	0	0	0	0
at Michigan (3/10)	2	0-1	0-0	0-0	0	0	0	0	1	0	0	0	0
vs Illinois (3/15)	3	0-1	0-0	0-0	0	0	0	0	0	0	0	0	0
vs James Madison (3/22)	4	1-1	0-0	1-2	3	0	3	0	0	0	0	0	3
vs Syracuse (3/28)	3	0-0	0-0	0-0	0	0	0	0	0	1	0	0	0




CAREER STATS (OVERALL)

YEAR	GP	GS	MIN	AVG	TOTAL		3-POINT		F-THROW		REBOUNDS				PF	FO	AST	TO	BLK	STL	PTS	AVG
					FG	FGA PCT	FG	FGA PCT	FT	FTA PCT	OFF	DEF	TOT	AVG								
2012-13	20	0	114	5.7	5	13 .385	0	0 .000	7	17 .412	14	15	29	1.5	24	0	2	8	5	3	17	0.9

CAREER STATS (BIG TEN ONLY)

YEAR	GP	GS	MIN	AVG	TOTAL		3-POINT		F-THROW		REBOUNDS				PF	FO	AST	TO	BLK	STL	PTS	AVG
					FG	FGA PCT	FG	FGA PCT	FT	FTA PCT	OFF	DEF	TOT	AVG								
2012-13	13	0	65	5.0	0	4 .000	0	0 .000	2	9 .222	7	6	13	1.0	17	0	1	3	3	2	2	0.2



JEREMY HOLLOWELL

6-8 • 219 • FORWARD • SOPHOMORE
INDIANAPOLIS, IND. • LAWRENCE CENTRAL

33

CAREER HIGHS

Points

14 - North Dakota State, 11/12/12

FG Made

4 (2x) - last North Dakota State, 11/12/12

3FG Made

2 - at Illinois, 2/7/13

Rebounds

6 - Sam Houston State, 11/15/12

Assists

2 (2x) - last at Illinois, 2/7/13

Blocks

3 - Michigan, 2/2/13

Steals

1 (5x) - Nebraska, 2/13/13

Minutes

19 - North Dakota State, 11/12/12

2012-13 (FRESHMAN)

Played in 33 games off the bench ... averaged 2.8 points and 2.1 rebounds per game ... also added 12 blocked shots and shot 40.3 percent from the field ... scored five points, pulled down six rebounds and had two blocks and two steals in 13 minutes of play in the exhibition game against Indiana Wesleyan ... scored 12 points off the bench in the season opener against Bryant ... dropped in 14 points in 19 minutes against North Dakota State ... pulled down six rebounds and scored four points in 15 minutes against Sam Houston State ... scored three points and grabbed five rebounds in the semifinals of the Progressive Legends Classic against Georgia at the Barclays Center in Brooklyn, N.Y. ... had three rebounds in the finals against Georgetown in the Progressive Legends Classic at the Barclays Center in Brooklyn, N.Y. ... tallied six points and two rebounds in 16 minutes against Ball State ... posted five points and three rebounds against No. 14 North Carolina ... registered seven points and three rebounds in 14 minutes of action against Coppin State ... collected six points, three rebounds and two assists against Central Connecticut State ... played three minutes and pulled down one rebound against Butler ... after sitting out three games, returned to action at Iowa and recorded two blocked shots in five minutes ... contributed three points and four rebounds in 10 minutes of play at Penn State ... scored two points and hauled in a pair of rebounds against Wisconsin ... played 10 strong minutes off the bench at Northwestern ... went 4-of-6 from the free throw line against Penn State and hauled in three rebounds ... had an assist and a steal in three minutes against Michigan State ... scored two points, blocked a pair of shots and had an assist in 12 minutes at Purdue ... provided energy at both ends of the court coming off the bench against Michigan, registering four points, four rebounds and three blocks in 10 minutes ... connected on a pair of 3-point field goals in the second half at Illinois, while also adding two assists ... played seven minutes at Ohio State ... played eight minutes and had a block and a steal against Nebraska ... had two points and two rebounds in 14 minutes against Purdue ... grabbed one rebound in three minutes at Michigan State ... had one point in five minutes of play at Minnesota ... snatched one board in seven minutes of play against Iowa

#33 • JEREMY HOLLOWELL

... saw 10 minutes of action and scored two points in addition to grabbing four rebounds against Ohio State ... played nine minutes and had one blocked shot against Illinois in the Big Ten Tournament ... chipped in with one point and four boards against James Madison in the Second Round of the NCAA Tournament in Dayton ... drilled a 3-point field goal and pulled in three boards against Temple in the Third Round of the NCAA Tournament ... pulled down one board and had one assist in four minutes against Syracuse in the regional semifinals in Washington, D.C.

PREP/PERSONAL

Played for head coach J.R. Shelt at Lawrence Central High School ... checks in as No. 41 overall and No. 10 small forward in the 2012 class by Rivals.com ... ranked as the No. 7 small forward in his class by Scout.com ... is the 42nd-best prospect in the 2012 class according to the ESPN100 ... averaged 23.9 points per game as a senior along with nine rebounds and two assists per game ... named First Team All-State by the Associated Press ... led Lawrence Central to its first sectional title since 1998 ... also scored over 1,000 points in his career ... participated in the 2012 Derby Festival Classic ... helped lead the Indiana Senior All-Stars to a two-game sweep of the Kentucky Senior All-Stars ... played for the North team at the All-America Championships in April 2012 ... averaged 18.9 points and 7.1 rebounds per game as a junior ... participated in the NBPA Top 100 Camp ... guided USA Blue 2012 to the championship at the adidas Nations Tournament in August 2011 ... was on the Indiana Junior All-Star team ... named Honorable Mention All-State by the Associated Press ... played AAU basketball for Indiana Elite ... is majoring in Recreation Sport Management ... the son of James Hollowell and Chandra Lockett ... has two sisters and three brothers.

2012-13 GAME-BY-GAME

Opponent	GS	Min	FG	3FG	FT	Off Def	Reb	PF	A TO	Blk	Stl	Pts
BRYANT (11/9)	17	4-9	0-3	4-4	2	0	2	1	0	3	1	12
N.D. STATE (11/12)	19	4-8	1-4	5-6	0	2	2	1	0	0	1	14
SAM HOUSTON ST. (11/15)	15	1-3	0-1	2-6	4	2	6	2	0	1	0	4
vs Georgia (11/19)	13	1-3	0-0	2	3	5	4	0	3	0	0	3
vs Georgetown (11/20)	8	0-1	0-1	0-0	0	3	2	0	4	0	0	0
BALL STATE (11/25)	16	3-6	0-2	0-0	0	2	2	3	0	0	0	6
NORTH CAROLINA (11/27)	13	2-5	1-3	0-0	2	1	3	3	0	0	0	5
COPPIN STATE (12/1)	14	3-4	1-2	0-0	2	1	3	0	1	0	1	7
CENT. CONN. STATE (12/8)	15	2-5	0-2	2-2	1	2	3	0	2	1	0	6
vs Butler (12/15)	3	0-0	0-0	0-0	0	1	1	1	0	0	0	0
at Iowa (12/31)	5	0-1	0-0	0-0	0	0	0	1	0	1	2	0
at Penn State (1/7)	10	0-2	0-1	3-4	1	3	4	1	0	1	0	3
MINNESOTA (1/12)	4	0-2	0-1	1-2	1	0	1	0	0	0	0	1
WISCONSIN (1/15)	8	1-1	0-0	0-0	0	2	2	1	1	0	0	2
at Northwestern (1/20)	10	0-1	0-0	0	1	0	1	0	1	0	0	0
PENN STATE (1/23)	9	0-1	0-1	4-6	2	1	3	2	0	1	0	4
MICHIGAN STATE (1/27)	3	0-0	0-0	0	0	0	0	0	1	0	0	1
at Purdue (1/30)	12	1-2	0-1	0-0	0	1	1	1	1	0	2	2
MICHIGAN (2/2)	10	2-4	0-0	0-0	3	1	4	2	1	1	3	4
at Illinois (2/7)	9	2-2	2-2	0-0	0	0	0	2	2	0	0	6
at Ohio State (2/10)	7	0-0	0-0	0-1	0	0	0	2	0	0	0	0
NEBRASKA (2/13)	8	0-1	0-0	0-0	0	1	1	0	0	2	1	1
PURDUE (2/16)	14	1-5	0-2	0-0	0	2	2	2	0	1	1	2
at Michigan State (2/19)	3	0-1	0-0	0	1	0	1	0	0	1	0	0
at Minnesota (2/26)	5	0-0	0-0	1-2	0	0	0	0	0	0	0	1
IOWA (3/2)	7	0-1	0-1	0-0	0	1	1	2	0	0	0	0
OHIO STATE (3/5)	10	1-2	0-0	0	2	2	4	1	1	1	0	2
at Michigan (3/10)	12	2-3	1-1	0-1	2	3	5	1	0	1	0	5
vs Illinois (3/15)	9	0-1	0-0	0-0	0	0	0	2	0	0	1	0
vs Wisconsin (3/16)	5	0-1	0-1	0	0	0	0	0	0	1	0	0
vs James Madison (3/22)	10	0-0	0-0	1-2	0	4	4	1	0	1	0	1
vs Temple (3/24)	14	1-1	1-1	0-0	0	3	3	0	1	0	0	3
vs Syracuse (3/28)	4	0-1	0-0	0-0	0	1	1	2	1	0	0	0




CAREER STATS (OVERALL)

YEAR	GP	GS	MIN	AVG	TOTAL		3-POINT		F-THROW		REBOUNDS				PF	FO	AST	TO	BLK	STL	PTS	AVG
					FG	FGA PCT	FG	FGA PCT	FT	FTA PCT	OFF	DEF	TOT	AVG								
2012-13	33	0	321	9.7	31	77 .403	7	30 .233	24	38 .632	26	42	68	2.1	41	0	11	29	12	5	93	2.8

CAREER STATS (BIG TEN ONLY)

YEAR	GP	GS	MIN	AVG	TOTAL		3-POINT		F-THROW		REBOUNDS				PF	FO	AST	TO	BLK	STL	PTS	AVG
					FG	FGA PCT	FG	FGA PCT	FT	FTA PCT	OFF	DEF	TOT	AVG								
2012-13	18	0	146	8.1	10	29 .345	3	10 .300	9	16 .563	13	17	30	1.7	19	0	7	10	9	3	32	1.8



PETER JURKIN

7-0 • 230 • CENTER • SOPHOMORE

JUBA, SOUTH SUDAN • UNITED FAITH CHRISTIAN ACADEMY

42

CAREER HIGHS

Points

N/A

FG Made

N/A

Rebounds

N/A

Assists

N/A

Blocks

N/A

Steals

N/A

Minutes

4 - vs. Florida Atlantic, 12/21/12

2012-13 (FRESHMAN)

Played in three games and sat out the majority of the season with a lower leg injury ... sat out the first nine games of the season ... dropped in four points and had one rebound in 11 minutes of action in the exhibition game against Indiana Wesleyan ... made his regular season debut against Florida Atlantic, playing four minutes ... played two minutes against Jacksonville ... saw one minute of action at Penn State.

#42 • PETER JURKIN

PREP/PERSONAL

Played for former NBA veteran Muggsy Bogues at United Faith Christian Academy in North Carolina ... is a three-star recruit according to Rivals.com and Scout.com ... helped UFCA to a 20-8 record as a senior ... averaged 14.8 points and a team-best 8.1 rebounds per contest ... played in the Jordan Brand Classic regional game and scored nine points and grabbed five rebounds ... participated in the adidas Nations Tournament in 2010 with Team Africa ... won the NCISAA 1A state championship as a freshman and again during his sophomore season with Hanner Perea ... played AAU basketball with Indiana Elite ... is a native of Sudan ... intends to major in recreation sport management ... the son of Paul Lako and Martina Kako Jurkin ... has eight sisters and 17 brothers.

2012-13 GAME-BY-GAME

Opponent	GS	Min	FG	3FG	FT	Off	Def	Reb	PF	A	TO	Blk	Stl	Pts
FLA. ATLANTIC (12/21)	4	0-1	0-0	0-0	0	0	0	0	0	0	0	0	0	0
JACKSONVILLE (12/28)	2	0-0	0-0	0-0	0	0	0	0	0	0	0	0	0	0
at Penn State (01/07)	1	0-0	0-0	0-0	0	0	0	0	0	0	0	0	0	0



CAREER STATS (OVERALL)


YEAR	GP	GS	MIN	AVG	TOTAL			3-POINT			F-THROW			REBOUNDS														
					FG	FGA	PCT	FG	FGA	PCT	FT	FTA	PCT	OFF	DEF	TOT	AVG	PF	FO	AST	TO	BLK	STL	PTS	AVG			
2012-13	3	0	7	2.3	0	1	.000	0	0	.000	0	0	.000	0	0	0	0.0	0	0	0	0	0	0	0	0	0	0	0.0

CAREER STATS (BIG TEN ONLY)

YEAR	GP	GS	MIN	AVG	TOTAL			3-POINT			F-THROW			REBOUNDS														
					FG	FGA	PCT	FG	FGA	PCT	FT	FTA	PCT	OFF	DEF	TOT	AVG	PF	FO	AST	TO	BLK	STL	PTS	AVG			
2012-13	1	0	1	1.0	0	0	.000	0	0	.000	0	0	.000	0	0	0	0.0	0	0	0	0	0	0	0	0	0	0	0.0



1



NOAH VONLEH

6-10 • 240 • FORWARD • FRESHMAN
HAVERHILLS, MASS. • NEW HAMPTON SCHOOL

PREP/PERSONAL


Played for coach Pete Hutchings at The New Hampton School ... comes in as the highest-rated freshman in the Indiana 2013 signing class ... ranked No. 8 by Rivals.com in the class of 2013 and the No. 3 power forward in his class ... ranked as the No. 7 player in the 2013 class by Scout.com and the No. 3 power forward ... ranked No. 13 in the ESPN100 ... a McDonald's High School All-American ... grabbed six rebounds in 11 minutes in the game played at the United Center ... has played in such events as the 2013 Nike Big Man Skills Academy, 2013 Nike Hoops Summit, 2013 Jordan Brand Classic, 2012 LeBron James Skills Academy, 2011 LeBron James Skills Academy, and the 2012 adidas Nations event ... averaged 17 points, 12 rebounds and four assists per game as a senior ... scored 27 points to go with 18 rebounds at the National Prep Showcase against Hargrave Academy ... played AAU basketball for Massachusetts Rivals ... led USA 2014 Red to the adidas Nations title, scoring 25 points and grabbing 16 rebounds in the title game ... participated in the 2012 and 2013 LeBron James Skills Academy ... also took part in the NBPA Top 100 Camp and led the camp in scoring (14.3 ppg) ... averaged 16 points and nine rebounds as a junior at New Hampton ... intends to major in sport communication ... the son of Samuel Vonleh and Renell Kumeh ... birthday is August 24, 1995 ... has two siblings.



2

ANDREW CALOMERIS

6-4 • 186 • GUARD • FRESHMAN
POTOMAC, MD. • GOOD COUNSEL




PREP/PERSONAL

A 2013 graduate of Good Counsel High School where he played for head coach Blair Mills ... averaged 11.9 points as a senior ... played in the Buffalo Wild Wings Roundball Classic, which featured 230 players from 110 different schools representing four states and the District of Columbia, and scored 11 points to go with three rebounds and three steals ... named WCAC All-Conference Honorable Mention as a junior ... played AAU basketball for Team Takeover and coach Morrello Vest ... is a member of the National Honor Society ... the son of Peter and Linda Calomeris ... has two sisters, Patricia and Jeannette ... born on May 25, 1994 ... Intends to major in Business.



5




TROY WILLIAMS

6-7 • 206 • FORWARD • FRESHMAN
HAMPTON, VA. • OAK HILL ACADEMY

PREP/PERSONAL

Played for head coach Steve Smith at Oak Hill Academy ... ranked No. 47 by Rivals.com and No. 10 at his position ... ranked No. 67 overall by Scout.com and No. 17 at small forward ... ranked No. 57 in the ESPN100 rankings ... also ranked No. 2 in Virginia by ESPN100 ... scored 21 points to go along with five rebounds and four assists in just 18 minutes at the Derby Festival Basketball Classic ... was named MVP of the Classic ... named Gatorade Player of the Year for the state of Virginia ... led Oak Hill Academy to a regular season record of 34-5 and an appearance in the National High School Invitational ... averaged 16.2 points, 7.5 rebounds, 4.0 assists, and 2.0 blocks during the regular season, compiling nine double-doubles ... also recorded two triple-doubles ... played in the Jordan Brand Classic ... played AAU basketball for his legendary uncle, Boo Williams ... played his first three seasons at Phoebus (Va.) High School before transferring to Oak Hill for his senior season ... averaged 18.1 points per game as a junior ... played in the 2012 NBPA Top 100 Camp ... averaged more than 16 points per game at Phoebus ... intends to major in recreation sport management ... son of Patty Williams and guardian (Uncle) Boo Williams ... birthday is December 30, 1994.



DEVIN DAVIS

6-7 • 221 • FORWARD • FRESHMAN
INDIANAPOLIS, IND. • WARREN CENTRAL

15

PREP/PERSONAL


Played for head coach, and former IU standout, Greg Graham at Warren Central High School ... ranked No. 127 overall by Rivals.com and No. 21 at small forward ... scored 14 points and had eight rebounds in the Derby Festival Basketball Classic ... led the Indiana all-stars to a two-game sweep over the Kentucky all-stars, being named team MVP for his 19 point, 11 rebound, and two block performance in the final game ... added 10 points and 10 rebounds to go along with three steals in the first-game win of the Indiana-Kentucky senior all-star series ... averaged 17 points and eight rebounds per game as a senior ... averaged 18.7 points and 8.9 rebounds as a junior ... helped lead Warren Central to a 14-7 record as a junior and a share of the Metropolitan Interscholastic Conference title ... played with the Indiana junior all-stars, leading them to a two-game sweep of the Kentucky junior all-stars ... was among 33 players invited to USA Basketball's U16 National Team Mini-Camp prior to his junior season ... scored at a 13.5 points per game clip in addition to 5.0 assists per game as a sophomore ... played AAU for Eric Gordon All-Stars ... intends to major in sport communication ... the son of Tiffany Davis, Devin Sr., and Elaine Davis ... birthday is March 29, 1995 ... has three brothers, CJ, Darius, Dorian, and two sisters, Rayven and Daya.



21


JOE FAGAN

6-4 • 195 • GUARD • FRESHMAN
INDIANAPOLIS, IND. • BISHOP CHATARD



PREP/PERSONAL

Graduated in 2013 from Bishop Chatard High School in Indianapolis ... averaged 14.1 points and 7.0 rebounds as a senior before a separated shoulder ended his season ... received First Team All-City accolades as a senior and was a City County All-Star ... played AAU basketball for Indiana Elite Stars and coaches Nick Vandergrift and John McCloud ... earned 3A First Team All-State in football as a defensive back from the Associated Press ... listed as one of the Top 50 football players in the state and was named to the Indianapolis Star Super Team ... was an all-city player as a defensive back ... also named Academic All-State First Team ... the son of Dan and Marilyn Fagan ... has two siblings, Patrick and Mary Claire ... was born July 8, 1994 ... intends to major in Biology.




STANFORD ROBINSON

6-4 • 193 • GUARD • FRESHMAN
LANDOVER, MD. • FINDLAY (NEV.) PREP

22

PREP/PERSONAL

Played for head coach Todd Simon at Findlay (Nev.) Prep ... ranked No. 56 by Rivals.com and No. 16 at shooting guard ... ranked No. 59 overall by Scout.com and No. 14 at shooting guard ... also ranked inside the top 100 by ESPN100 ... averaged 10 points, six rebounds and five assists at Findlay (Nev.) Prep... led his team to the National High School Invitational semis ... played 20 minutes in the Derby Festival Basketball Classic, scoring six points to go with four rebounds and four assists ... scored 16 points and grabbed 10 rebounds in the third quarter of Findlay Prep's win over previously unbeaten Thurgood Marshall in the Flyin' To The Hoop Invite ... participated in the 2012 NBPA Top 100 Camp and LeBron James Skills Academy ... played for current IU assistant coach Kenny Johnson for two of his three years at Paul VI High School in Fairfax, Va. ... led Paul VI to a 35-3 record as a junior and its first-ever WCAC title, including a three-game sweep of DeMatha ... the team also won the City title during his junior season ... averaged 13.5 points per game and 3.5 rebounds per game as a junior ... played AAU for Team Takeover ... intends to major in Recreation Sport Management ... the son of Stanford Sr., and Janet Robinson ... born on July 11, 1995.



COLLIN HARTMAN

6-6 • 210 • GUARD • FRESHMAN
INDIANAPOLIS, IND. • CATHEDRAL

30

PREP/PERSONAL

Played for head coach Andy Fagan at Cathedral High School ... played for the Indiana all-stars following his senior season ... averaged 10 points per game in two games against the Indiana junior all-stars ... contributed to the Indiana senior all-stars fifth straight two-game sweep over the Kentucky senior all-stars ... played 18 minutes, scoring seven points and grabbing four rebounds in the Derby Festival Basketball Classic ... averaged 13.9 points during his senior season, leading Cathedral to the class 4A state championship game ... won the Indianapolis City Tournament as a senior ... a three-star recruit according to Rivals.com and Scout.com ... ranked as the No. 54 small forward in the class by ESPN.com ... helped lead Cathedral to the Indy Summer Shootout title during the summer of 2012 ... posted 12 points and six rebounds per game as a junior ... named First Team All-City ... participated with Team USA U17 team at the Albert Schweitzer Tournament in Germany, earning seventh place ... played AAU basketball with Eric Gordon All-Stars ... was ranked inside the Rivals100 before injuries knocked him out of the rankings prior to this junior year ... earned Third Team All-State from ESPNHS ... scored 14.3 points while also pulling down 7.9 rebounds per game as a sophomore ... averaged 15.4 points per game as a freshman ... intends to major in business ... the son of Brian Hartman and David and Melissa Compton ... birthday is June 27, 1994 ... has two brothers, Zach and Austin, and one sister, Hannah.



LUKE FISCHER

6-11 • 230 • CENTER • FRESHMAN
GERMANTOWN, WIS. • GERMANTOWN

44

PREP/PERSONAL

Played for head coach Steve Showalter at Germantown (Wis.) High School ... ranked No. 34 overall by ESPN100 and the No. 4 center ... also ranked as the best player in the state of Wisconsin by ESPN.com ... ranked No. 79 by Scout.com and the No. 11 center in the country ... also ranked No. 94 by Rivals.com ... named a 2013 Parade All-American ... averaged 21.3 points and 9.5 rebounds per game as a senior ... named Wisconsin's Mr. Basketball and Gatorade Player of the Year ... led his Germantown team to consecutive state championships in his final two years, combining for a 56-0 record his last two seasons ... went 28-0 during his senior season ... named first team all-state and first team North Shore all-conference team ... scored 32 points, had 16 rebounds, and blocked five shots in the state semifinal ... also added 17 points and seven rebounds in the championship game ... participated in the adidas Spring Classic as well as the 2011 Kentucky Hoopfest ... helped Germantown to a 28-0 record and a state title as a junior ... averaged 16.8 points, 7.6 rebounds and 3.3 blocked shots during his junior year ... also shot over 70 percent from the floor during his junior campaign ... played AAU for the Wisconsin Swing ... intends to major in Sport Communication... the son of Jim and Kim Fischer ... was born Oct. 29, 1994.

CREAN GRADUATES



From left: Jordan Hulls, Derek Elston, Christian Watford, Joani Crean, Tom Crean, Maurice Creek, Victor Oladipo

All 43 seniors that have played for Tom Crean in his 13 years of being a collegiate head coach have earned a degree.

Here is the list of Indiana players that have earned a bachelor's degree under Crean, including two members of the 2012-13 team - Jordan Hulls and Derek Elston - that earned Master's degrees during their four years. Matt Roth also earned a master's degree in his four years with the program.

Kyle Taber (Sport Marketing Management)

Devan Dumes (General Studies)

Tijan Jobe (General Studies)

Steven Gambles (General Studies)

Brett Finkelmeier (Biochemistry)

Jeremiah Rivers (General Studies)

Tom Pritchard (Sport Communication Broadcast/Masters in Sport Management)

Matt Roth (Sport Communication Broadcast/Masters in Sport Management)

Verdell Jones III (Sport Communication Broadcast)

Kory Barnett (Sport Communication Broadcast)

Daniel Moore (Sport Communication Print)

Jordan Hulls (Exercise Science/Masters in Sport Administration)

Derek Elston (Sport Communication Broadcast/Masters in Sport Administration)

Christian Watford (Sport Communication Broadcast)

Maurice Creek (Sport Communication Broadcast)

Victor Oladipo (Sport Communication Broadcast)

NON-CONFERENCE OPPONENTS



CHICAGO STATE

Head Coach: Tracy Dildy
Record at School (years): 21-74 (3 years)
2012-13 Record: 11-22, 3-5 Western
Basketball SID: Derrick Sloboda
SID Email: dsloboda@csu.edu
Athletics Website: gocsucougars.com



LIU BROOKLYN

Head Coach: Jack Perra
Record at School (years): 20-14 (1 year)
2012-13 Record: 20-14, 12-6 Northeast
Basketball SID: Dan Lobacz
SID Email: Daniel.lobacz@liu.edu
Athletics Website: liuathletics.com



SAMFORD

Head Coach: Bennie Seltzer
Record at School (years): 11-21 (1 year)
2012-13 Record: 11-21, 9-9 Southern
Basketball SID: Joey Mullins
SID Email: jnmull11@samford.edu
Athletics Website: samfordsports.com



STONY BROOK

Head Coach: Steve Pikiell
Record at School (years): 120-126 (8 years)
2012-13 Record: 25-8, 14-2 America East
Basketball SID: Thomas Chen
SID Email: Thomas.chen@stonybrook.edu
Athletics Website: goseawolves.org



WASHINGTON

Head Coach: Lorenzo Romar
Record at School (years): 237-129 (11 years)
2012-13 Record: 18-16, 9-9 Pac-12
Basketball SID: Brian Tom
SID Email: brianptom@uw.edu
Athletics Website: gohuskies.com



BOSTON COLLEGE

Head Coach: Steve Donahue
Record at School (years): 46-52 (3 years)
2012-13 Record: 16-17, 7-11 ACC
Basketball SID: Dick Kelley
SID Email: kelleyri@bc.edu
Athletics Website: bceagles.com



UCONN

Head Coach: Kevin Ollie
Record at School (years): 20-10 (1 year)
2012-13 Record: 20-10, 10-6 American
Basketball SID: Phil Chardis
SID Email: phil.chardis@uconn.edu
Athletics Website: uconnhuskies.com



EVANSVILLE

Head Coach: Marty Simmons
Record at School (years): 88-103 (6 years)
2012-13 Record: 21-15, 10-8 Missouri Valley
Basketball SID: Bob Pristash
SID Email: rp113@evansville.edu
Athletics Website: gopurpleaces.com



SYRACUSE

Head Coach: Jim Boeheim
Record at School (years): 920-314 (37 years)
2012-13 Record: 30-10, 10-7 Big East
Basketball SID: Pete Moore
SID Email: pimoore@syr.edu
Athletics Website: suathletics.syr.edu



NORTH FLORIDA

Head Coach: Matthew Driscoll
Record at School (years): 57-72 (4 years)
2012-13 Record: 13-19, 7-10 Atlantic Sun
Basketball SID: Brian Morgan
SID Email: b.morgan@unf.edu
Athletics Website: unfospreys.com



OAKLAND

Head Coach: Greg Kampe
Record at School (years): 504-368 (29 years)
2012-13 Record: 16-17, 10-6 Summit League
Basketball SID: Scott MacDonald
SID Email: macdon2@oakland.edu
Athletics Website: ougrizzlies.com



NOTRE DAME

Head Coach: Mike Brey
Record at School (years): 285-142 (13 years)
2012-13 Record: 25-10, 11-7 Big East
Basketball SID: Bernadette Cafarelli
SID Email: bcafarel@nd.edu
Athletics Website: und.com



NICHOLLS STATE

Head Coach: J.P. Pipher
Record at School (years): 97-167 (9 years)
2012-13 Record: 9-21, 8-10 Southland
Basketball SID: Clyde Verdin
SID Email: clyde.verdin@nicholls.edu
Athletics Website: geauxcolonels.com




KENNESAW STATE

Head Coach: Lewis Preston
Record at School (years): 6-55 (2 years)
2012-13 Record: 3-27, 2-16 Atlantic Sun
Basketball SID: Al Barba
SID Email: abarba@kennesaw.edu
Athletics Website: ksuowls.com

BIG TEN OPPONENTS

	<p>PENN STATE</p> <p>Head Coach: Patrick Chambers Record at School (years): 22-41 (2 years) 2012-13 Record: 10-21, 2-16 Big Ten Basketball SID: Brian Siegrist SID Email: tbs1@psu.edu Athletics Website: gopsusports.com</p>		<p>OHIO STATE</p> <p>Head Coach: Thad Matta Record at School (years): 250-73 (9 years) 2012-13 Record: 29-8, 13-5 Big Ten Basketball SID: Dan Wallenberg SID Email: wallenberg.1@osu.edu Athletics Website: ohiostatebuckeyes.com</p>
	<p>MINNESOTA</p> <p>Head Coach: Richard Pitino Record at School (years): First Year 2012-13 Record: 21-13, 8-10 Big Ten Basketball SID: Matt Slieter SID Email: slieter@umn.edu Athletics Website: gophersports.com</p>		<p>NORTHWESTERN</p> <p>Head Coach: Chris Collins Record at School (years): First Year 2012-13 Record: 13-19, 4-14 Big Ten Basketball SID: Nick Brilowski SID Email: brilowski@northwestern.edu Athletics Website: nusports.com</p>
	<p>MICHIGAN</p> <p>Head Coach: John Beilein Record at School (years): 122-85 (6 years) 2012-13 Record: 31-8, 12-6 Big Ten Basketball SID: Tom Wywrot SID Email: twywrot@umich.edu Athletics Website: mgoblue.com</p>		<p>WISCONSIN</p> <p>Head Coach: Bo Ryan Record at School (years): 291-113 (12 years) 2012-13 Record: 23-12, 12-6 Big Ten Basketball SID: Patrick Herb SID Email: pah@athletics.wisc.edu Athletics Website: uwbadgers.com</p>
	<p>IOWA</p> <p>Head Coach: Fran McCaffery Record at School (years): 54-50 (3 years) 2012-13 Record: 25-13, 9-9 Big Ten Basketball SID: Matt Weitzel SID Email: matthew-weitzel@uiowa.edu Athletics Website: hawkeyesports.com</p>		<p>ILLINOIS</p> <p>Head Coach: John Groce Record at School (years): 23-13 (1 year) 2012-13 Record: 23-12, 8-10 Big Ten Basketball SID: Derrick Burson SID Email: burson@illinois.edu Athletics Website: fightingillini.com</p>
	<p>MICHIGAN STATE</p> <p>Head Coach: Tom Izzo Record at School (years): 439-178 (18 years) 2012-13 Record: 27-9, 13-5 Big Ten Basketball SID: Matt Larson SID Email: larson@ath.msu.edu Athletics Website: msuspartans.com</p>		<p>PURDUE</p> <p>Head Coach: Matt Painter Record at School (years): 176-95 (8 years) 2012-13 Record: 16-18, 8-10 Big Ten Basketball SID: Chris Forman SID Email: cforman@purdue.edu Athletics Website: purduesports.com</p>
	<p>NEBRASKA</p> <p>Head Coach: Tim Miles Record at School (years): 15-18 (1 year) 2012-13 Record: 15-18, 5-13 Big Ten Basketball SID: Shamus McKnight SID Email: smcknight@huskers.com Athletics Website: huskers.com</p>		<p>BIG TEN CONFERENCE</p> <p>Commissioner: Jim Delany First Year of Basketball: 1904-05 Asst. Commissioner - Communications: Scott Chipman (schipman@bigten.org) Associate Director - Communications: Brett McWethy (bmcwethy@bigten.org)</p>

2013-14 NCAA TOURNAMENT



FIRST FOUR

*Tuesday and Wednesday
March 18 and 19, 2014*

UD Arena
Dayton, Ohio
Host: University of Dayton

SECOND AND THIRD ROUNDS

*Thursday and Saturday,
March 20 and 22, 2014*

First Niagara Center
Buffalo, N.Y.
Host: Metro Atlantic Athletic Conference

BMO Harris Bradley Center
Milwaukee, Wis.
Host: Marquette

Amway Center
Orlando, Fla.
Host: Stetson

Spokane Veterans Memorial Arena
Spokane, Wash.
Host: Washington State

SECOND AND THIRD ROUNDS

*Friday and Sunday
March 21 and 23, 2014*

PNC Arena
Raleigh, N.C.
Host: NC State

AT&T Center
San Antonio, Texas
Host: UT-San Antonio

Viejas Arena
San Diego, Calif.
Host: San Diego State

Scottrade Center
St. Louis, Mo.
Host: Missouri Valley Conference

REGIONALS

*Thursday and Saturday
March 27 and 29, 2014*

Honda Center
Anaheim, Calif.
Host: Big West Conference

FedEx Forum
Memphis, Tenn.
Host: Memphis

REGIONALS

*Friday and Sunday
March 28 and 30, 2014*

Lucas Oil Stadium
Indianapolis, Ind.
Host: Horizon League/IUPUI

Madison Square Garden
New York, N.Y.
Hosts: St. John's/BIG EAST Conference

FINAL FOUR

*Saturday and Monday
April 5 and 7, 2014*

AT&T Stadium
North Texas
Host: Big XII Conference

ALL-TIME SERIES RECORDS

OPPONENT	W	L	Pct.	Duke	3	4	.429	Louisiana State	5	0	1.000
Alabama	3	0	1.000	Duquesne	2	0	1.000	Louisiana Tech	2	0	1.000
Alaska-Anchorage	2	0	1.000	Earlham	10	2	.813	Louisville	10	6	.625
Alcorn State	1	0	1.000	East Carolina	2	0	1.000	Loyola (Chicago)	7	6	.539
Allegheny	0	1	.000	Eastern Illinois	1	0	1.000	Loyola (Maryland)	0	1	.000
Appalachian State	1	0	1.000	Eastern Kentucky	4	0	1.000	Manchester	3	0	1.000
Apollo A.C., Jeff'ville	1	0	1.000	Eastern Michigan	2	0	1.000	Manhattan	2	0	1.000
Arizona State	1	0	1.000	Eastern Washington	1	0	1.000	Marion A.C.	1	3	.250
Arkansas	1	1	.500	Evansville	8	0	1.000	Marquette	7	2	.778
Arkansas-Little Rock	2	0	1.000	Evansville YMCA	1	0	1.000	Marshall	3	0	1.000
Armour Institute	1	0	1.000	Fairfield	1	0	1.000	Maryland	5	2	.714
Auburn	1	0	1.000	Florida	3	0	1.000	Massachusetts	1	0	1.000
Austin Peay	1	0	1.000	Florida A&M	1	0	1.000	Memphis	1	0	1.000
Ball State	20	1	.952	Florida Atlantic	1	0	1.000	Mercer	1	0	1.000
Battery A, Nat. Guard	0	1	.000	Florida State	4	0	1.000	Merchants L&H	0	2	.000
Baylor	1	0	1.000	Franklin	7	0	1.000	Mexico	1	0	1.000
Boise State	1	0	1.000	Fort Knox	1	0	1.000	Mexico City	1	0	1.000
Boston College	1	3	.250	Furman	2	0	1.000	Miami (Fla.)	0	1	.000
Boston University	1	1	.500	Gardner-Webb	1	0	1.000	Miami (Ohio)	21	3	.875
Bowling Green	3	0	1.000	George Mason	1	1	.500	Michigan	103	56	.648
Bradley	2	2	.500	Georgetown	2	1	.667	Michigan State	68	49	.581
Brigham Young	2	0	1.000	Georgia	4	0	1.000	Millwaukee Normal	1	0	1.000
Brown	1	0	1.000	Georgia Tech	2	0	1.000	Minnesota	95	67	.586
Bryant University	2	0	1.000	George Washington	3	0	1.000	Mississippi	0	1	.000
Buchtel	0	1	.000	Gonzaga	2	2	.500	Mississippi State	1	0	1.000
Buffalo	1	0	1.000	Grambling	1	0	1.000	Missouri	9	9	.500
Buhl AFB	1	0	1.000	Great Lakes N.B.	0	1	.000	Missouri State	1	0	1.000
Bunker Hill N.B.	0	1	.000	Habichs	0	1	.000	Montana	1	0	1.000
Butler	37	14	.725	Hamline	1	0	1.000	Montana State	2	0	1.000
California	3	1	.750	Hanover	2	0	1.000	Morehead State	4	0	1.000
Camp Atterbury	6	0	1.000	Hartford City A.C.	0	1	.000	Mount St. Mary's	1	0	1.000
Camp Benning	1	0	1.000	Hartford City YMCA	0	1	.000	Murray State	3	0	1.000
Canisius	1	0	1.000	Harvard	1	0	1.000	N.A.G.U.	1	0	1.000
Carleton	4	0	1.000	Hawaii	1	1	.500	Nebraska	9	2	.818
Central Connecticut	1	0	1.000	Hiram	0	1	1.000	Nevada	1	0	1.000
Central Michigan	1	0	1.000	Holy Cross	1	0	1.000	New Albany A.C.	1	1	.500
Central Normal	2	0	1.000	Houston	1	0	1.000	New Albany YMCA	0	1	.000
Chaminade	2	0	1.000	Howard	2	0	1.000	New Mexico State	2	0	1.000
Charlotte	5	1	.833	Huntington	1	0	1.000	Niagara	2	0	1.000
Chattanooga	2	0	1.000	Huntington Ath.	0	1	.000	Nicholls State	1	0	1.000
Chicago	24	13	.648	Idaho	1	0	1.000	North Carolina	8	5	.615
Chicago State	2	0	1.000	Illinois	85	84	.503	North Carolina Cent.	3	0	1.000
Cincinnati	12	3	.800	Illinois-Chicago	1	0	1.000	North Carolina State	3	0	1.000
Clemson	0	1	.000	Illinois State	4	0	1.000	North Dakota State	1	0	1.000
Cleveland State	0	1	.000	Indiana Dental	3	1	.750	UNC Greensboro	1	0	1.000
Coastal Carolina	1	0	1.000	Indiana State	17	5	.780	UNC Wilmington	3	0	1.000
Coe	1	0	1.000	Indianapolis A.C.	0	1	.000	Northeast Louisiana	1	0	1.000
Colgate	1	0	1.000	Indianapolis YMCA	0	1	.000	Northern Illinois	3	1	.750
Colorado	1	2	.333	IUPUI	2	0	1.000	Northern Iowa	1	1	.500
Colorado A&M	1	0	1.000	Iowa	97	74	.567	Northeastern	2	1	.666
Colorado State	1	0	1.000	Iowa State	4	2	.667	North Texas	2	0	1.000
Columbia	1	0	1.000	Jacksonville	2	0	1.000	Northwestern	111	46	.707
Connecticut	3	5	.375	James Madison	2	0	1.000	Northwestern State	3	0	1.000
Coppin State	2	0	1.000	Kansas	7	6	.538	Notre Dame	48	21	.696
Cornell	1	0	1.000	Kansas State	19	12	.613	Ohio	9	5	.643
Crawfordsville Bus.	1	0	1.000	Kent State	3	1	.750	Ohio State	103	79	.566
Creighton	1	2	.333	Kentucky	24	32	.429	Ohio Wesleyan	1	0	1.000
Davidson	1	0	1.000	Kokomo Legion	1	0	1.000	Oklahoma	4	1	.800
Delaware	1	0	1.000	Lafayette	1	0	1.000	Old Dominion	1	0	1.000
DePaul	14	8	.636	LaSalle	1	1	.500	Oral Roberts	2	0	1.000
DePauw	34	9	.791	Lipscomb	0	1	.000	Oregon	3	0	1.000
Detroit	6	3	.667	Long Beach State	1	0	1.000	Oregon State	7	6	.538
Drake	6	2	.750	Longwood	1	0	1.000	Pan American	0	1	.000

ALL-TIME SERIES RECORDS

Pennsylvania	3	1	.750	Virginia	2	1	.667
Penn State	33	9	.786	VCU	2	0	1.000
Pepperdine	1	2	.333	Virginia Tech	2	1	.667
Pittsburgh	4	4	.500	Wabash	20	15	.571
Princeton	2	2	.500	Wabash A.C.	1	0	1.000
Providence	1	0	1.000	Wake Forest	0	2	.000
Purdue	88	112	.440	Washington Univ.	6	1	.857
Raven YMCA	1	0	1.000	Washington	2	1	.667
Richmond	2	1	.667	Washington State	2	1	.667
Robert Morris	1	0	1.000	Weber State	1	0	1.000
Rose Poly	16	7	.696	Western Illinois	3	0	1.000
Rutgers	1	0	1.000	Western Kentucky	2	1	.667
Saint Louis	3	2	.600	Western Michigan	5	0	1.000
Salem H.S.	1	0	1.000	Western Reserve	1	0	1.000
Sam Houston State	1	0	1.000	Wichita State	1	0	1.000
San Diego	1	0	1.000	Wisconsin	94	67	.584
San Diego State	1	0	1.000	Wis. - Green Bay	1	0	1.000
San Francisco	2	0	1.000	Wright State	2	0	1.000
San Jose State	1	0	1.000	Wyoming	3	0	1.000
Santa Clara	3	0	1.000	Xavier	8	1	.888
Savannah St.	1	0	1.000				
Seton Hall	2	1	.667				
Shortridge H.S.	1	0	1.000				
SMU	1	2	.333				
South Alabama	3	0	1.000				
South Carolina	2	1	.667				
South Dakota	1	0	1.000				
Southern California	2	2	.500				
Southern Illinois	5	1	.833				
Springfield	1	0	1.000				
Stanford	4	0	1.000				
St. Bonaventure	1	0	1.000				
St. John's	4	2	.667				
St. Joseph's (N.Y.)	1	0	1.000				
St. Joseph's (Pa.)	2	2	.500				
St. Mary's	1	0	1.000				
St. Mary's (Calif.)	1	0	1.000				
Stetson	1	0	1.000				
Stony Brook	1	0	1.000				
Syracuse	1	4	.200				
TCU	3	0	1.000				
Temple	5	5	.500				
Tennessee	4	0	1.000				
Tennessee State	1	0	1.000				
Tennessee Tech	3	0	1.000				
Texas	1	1	.500				
Texas A&M	3	1	.750				
Texas Tech	4	0	1.000				
The Citadel	1	0	1.000				
Toledo	4	1	.800				
Tulane	2	1	.667				
UAB	3	1	.750				
UCLA	6	6	.500				
UMBC	1	0	1.000				
UNLV	1	0	1.000				
USC Upstate	1	0	1.000				
Utah	2	1	.667				
Utah State	2	0	1.000				
UTEP	6	2	.750				
Valparaiso	7	0	1.000				
Vanderbilt	6	3	.667				
Villanova	2	3	.400				
Vincennes	2	0	1.000				



IU is the only Big Ten program that has ranked among the NCAA top 16 in attendance every year since 1972. Listed are the top 10 seasons based on attendance average in IU history.

No.	Year	Avg./Game	Total Attend.
1.	2012-13	17,412	330,832
2.	2001-02	17,183	189,013
3.	1993-94	17,048	221,622
4.	1994-95	16,952	220,382
5.	2005-06	16,949	220,343
6.	1975-76	16,892	253,380
7.	2006-07	16,876	320,639
8.	2007-08	16,876	320,641
9.	1979-80	16,782	251,726
10.	1995-96	16,747	217,716

RECORD IN ASSEMBLY HALL

Non-Conference	W	L	Pct.								
Alabama	1	0	1.000	Miami (Ohio)	8	1	.889	Temple	1	1	.500
Alcorn State	1	0	1.000	Mississippi Val. St.	1	0	1.000	Tennessee State	1	0	1.000
Arkansas-Little Rock	1	0	1.000	Missouri	0	2	.000	Tennessee Tech	3	0	1.000
Austin Peay	1	0	1.000	Montana State	1	0	1.000	Texas A&M	1	0	1.000
Ball State	8	0	1.000	Morehead State	4	0	1.000	Texas-El Paso	3	0	1.000
Baylor	1	0	1.000	Mount St. Mary's	1	0	1.000	Texas Tech	1	0	1.000
Boise State	1	0	1.000	Murray State	3	0	1.000	Toledo	1	0	1.000
Boston University	1	0	1.000	Niagara	1	0	1.000	Tulane	1	0	1.000
Bowling Green	3	0	1.000	Nebraska**	1	0	1.000	UAB	2	0	1.000
Bryant University	2	0	1.000	Nicholls State	1	0	1.000	UMBC	1	0	1.000
Buffalo	1	0	1.000	North Carolina	1	2	.333	USC Upstate	1	0	1.000
Butler	6	0	1.000	North Carolina Cent.	3	0	1.000	Utah State	1	0	1.000
California	1	0	1.000	North Dakota State	1	0	1.000	Vanderbilt	3	1	.750
Central Connecticut	1	0	1.000	Northeastern	0	1	.000	Va. Commonwealth	1	0	1.000
Central Michigan	1	0	1.000	Northwestern State	3	0	1.000	Virginia Tech	1	0	1.000
Charlotte	3	1	.750	UNC-Greensboro	1	0	1.000	Washington	1	0	1.000
Chattanooga	2	0	1.000	UNC-Wilmington	2	0	1.000	Washington State	2	0	1.000
Chicago State	2	0	1.000	North Texas	1	0	1.000	Western Carolina	2	0	1.000
Cincinnati	1	0	1.000	Notre Dame	14	2	.875	Western Illinois	2	0	1.000
Citadel	1	0	1.000	Ohio University	2	0	1.000	Western Kentucky	1	0	1.000
Colorado State	1	0	1.000	Oral Roberts	1	0	1.000	Western Michigan	4	0	1.000
Connecticut	0	2	.000	Penn State	1	0	1.000	Wisconsin-Green Bay	1	0	1.000
Coppin State	2	0	1.000	Pepperdine	1	0	1.000	Wright State	1	0	1.000
Cornell	1	0	1.000	Princeton	1	0	1.000	Wyoming	2	0	1.000
Creighton	1	0	1.000	Richmond	1	0	1.000	Xavier (OH)	1	0	1.000
Davidson	1	0	1.000	Sam Houston State	1	0	1.000	Non-Conference	211	24	.898
Delaware	1	0	1.000	San Diego	1	0	1.000	Big Ten	W	L	Pct.
DePaul	0	1	.000	San Francisco	1	0	1.000	Illinois	26	12	.684
Duke	0	1	.000	Saint Louis	1	0	1.000	Iowa	29	9	.763
East Carolina	2	0	1.000	Santa Clara	2	0	1.000	Michigan	34	5	.872
Eastern Kentucky	2	0	1.000	Savannah State	2	0	1.000	Michigan State	28	10	.737
Eastern Michigan	1	0	1.000	SIU Edwardsville	1	0	1.000	Minnesota	30	7	.811
Evansville	2	0	1.000	South Alabama	3	0	1.000	Nebraska	1	0	1.000
Florida A&M	1	0	1.000	South Carolina	1	0	1.000	Northwestern	35	2	.946
Florida Atlantic	1	0	1.000	South Carolina State	1	0	1.000	Ohio State	30	9	.769
Florida Gulf Coast	1	0	1.000	South Dakota	1	0	1.000	Penn State	16	2	.889
Furman	1	0	1.000	Southern Illinois	2	0	1.000	Purdue	31	9	.775
Gardner-Webb	1	0	1.000	St. John's	1	0	1.000	Wisconsin	27	9	.750
Georgetown	1	0	1.000	St. Joseph's (Pa.)	2	1	.666	Big Ten	287	74	.795
Georgia	1	0	1.000	Stanford	1	0	1.000	Overall	498	98	.835
Georgia Tech	1	0	1.000	Stetson	1	0	1.000				
Harvard	1	0	1.000	Stony Brook	1	0	1.000				
Howard	2	0	1.000	TCU	1	0	1.000				
Illinois-Chicago	1	0	1.000								
Illinois State	2	0	1.000								
Indiana State	3	1	.750								
Iowa State	2	0	1.000								
IUPUI	1	0	1.000								
Jacksonville	1	0	1.000								
James Madison	2	0	1.000								
Kansas	3	0	1.000								
Kansas State	3	0	1.000								
Kent	2	0	1.000								
Kentucky	9	3	.750								
Lipscomb	0	1	.000								
Long Beach State	1	0	1.000								
Longwood	1	0	1.000								
Louisiana Tech	2	0	1.000								
Louisville	2	1	.666								
Loyola (Maryland)	0	1	.000								
Marquette	1	0	1.000								
Maryland	0	1	.000								

**Prior to joining the Big Ten in 2011-12



ALL-TIME SERIES RECORDS BY CONFERENCE

AMERICA EAST	3-1	BIG EAST	111-60	BIG XII	61-35	HORIZON	61-24
Albany	0-0	Cincinnati	12-3	Baylor	1-0	Butler	37-14
Binghamton	0-0	Connecticut	3-5	Colorado	1-2	Cleveland State	0-1
Boston University	1-1	DePaul	14-8	Iowa State	4-2	Detroit	6-3
Hartford	0-0	Georgetown	2-1	Kansas	7-6	Illinois-Chicago	1-0
Maine	0-0	Louisville	10-6	Kansas State	19-12	Loyola (Chicago)	7-6
Maryland-Baltimore County	1-0	Marquette	7-2	Missouri	9-9	Valparaiso	7-0
New Hampshire	0-0	Notre Dame	48-21	Nebraska	8-1	UW-Green Bay	1-0
Stony Brook	1-0	Pittsburgh	4-4	Oklahoma	4-1	UW-Milwaukee	0-0
Vermont	0-0	Providence	1-0	Oklahoma State	0-0	Wright State	2-0
		Rutgers	1-0	Texas	1-1	Youngstown State	0-0
		St. John's	4-2	Texas A&M	3-1		
		Seton Hall	2-1	Texas Tech	4-0	IVY	9-3
ATLANTIC COAST	30-20	South Florida	0-0			Brown	1-0
Boston College	1-3	Syracuse	1-4	BIG WEST	1-0	Columbia	1-0
Clemson	0-1	Villanova	2-3	Cal Poly San Luis Obispo	0-0	Cornell	1-0
Duke	3-4	West Virginia	0-0	Cal State Fullerton	0-0	Dartmouth	0-0
Florida State	4-0			Cal State Northridge	0-0	Harvard	1-0
Georgia Tech	2-0	BIG SKY	4-0	Long Beach State	1-0	Pennsylvania	3-1
Maryland	5-2	Eastern Washington	1-0	Pacific	0-0	Princeton	2-2
Miami (Fla.)	0-1	Idaho State	0-0	UC Davis	0-0	Yale	0-0
North Carolina	8-5	Montana	0-0	UC Irvine	0-0		
North Carolina State	3-0	Montana State	2-0	UC Riverside	0-0	METRO ATLANTIC	6-1
Virginia	2-1	Northern Arizona	0-0	UC Santa Barbara	0-0	Canisius	1-0
Virginia Tech	2-1	Northern Colorado	0-0			Fairfield	1-0
Wake Forest	0-2	Portland State	0-0	COLONIAL ATHLETIC	12-2	Iona	0-0
		Sacramento State	0-0	Delaware	1-0	Loyola (Md.)	0-1
ATLANTIC 10	33-13	Weber State	1-0	Drexel	0-0	Manhattan	2-0
Charlotte	5-1	BIG SOUTH	2-0	George Mason	1-1	Marist	0-0
Dayton	0-0	Charleston Southern	0-0	Georgia State	0-0	Niagara	2-0
Duquesne	2-0	Coastal Carolina	1-0	Hofstra	0-0	Rider	0-0
Fordham	0-0	Gardner-Webb	1-0	James Madison	2-0	St. Peter's	0-0
Georgia Washington	3-0	High Point	0-0	Northeastern	2-1	Siena	0-0
LaSalle	1-1	Liberty	0-0	UNC Wilmington	3-0		
Massachusetts	1-0	UNC Asheville	0-0	Old Dominion	1-0	MID-AMERICAN	73-12
Rhode Island	0-0	Radford	0-0	Towson	0-0	Akron	0-0
Richmond	2-1	VMI	0-0	Virginia Commonwealth	2-0	Ball State	20-1
St. Bonaventure	1-0	Winthrop	0-0	William & Mary	0-0	Bowling Green	3-0
St. Louis	3-2					Buffalo	1-0
St. Joseph's	2-2	BIG TEN	879-644	CONFERENCE USA	19-6	Central Michigan	1-0
Temple	5-5	Illinois	85-84	Central Florida	0-0	Eastern Michigan	3-0
Xavier	8-1	Iowa	97-74	East Carolina	2-0	Kent State	3-1
		Michigan	103-56	Houston	1-0	Miami (Ohio)	21-3
ATLANTIC SUN	7-1	Michigan State	68-48	Marshall	3-0	Northern Illinois	3-1
Belmont	0-0	Minnesota	95-67	Memphis	1-0	Ohio	9-5
Campbell	0-0	Nebraska	1-1	Rice	0-0	Toledo	4-1
East Tennessee State	0-0	Northwestern	111-48	SMU	1-2	Western Michigan	5-0
Florida Gulf Coast	1-0	Ohio State	103-79	Southern Mississippi	0-0		
Gardner-Webb	1-0	Penn State	33-9	Tulane	2-1	MID-EASTERN ATHLETIC	11-0
Jacksonville	2-0	Purdue	89-112	Tulsa	0-0	Bethune-Cookman	0-0
Kennesaw State	0-0	Wisconsin	94-66	UAB	3-1	Coppin State	2-0
Lipscomb	0-1			UTEP	6-2	Delaware State	0-0
Mercer	1-0					Florida A&M	1-0
North Florida	0-0					Hampton	0-0
South Carolina-Upstate	1-0					Howard	2-0
Stetson	1-0					MD-Eastern Shore	0-0
						Morgan State	0-0
						Norfolk State	0-0
						North Carolina A&T	0-0
						North Carolina Cent.	3-0
						Savannah State	2-0
						South Carolina State	1-0

ALL-TIME SERIES RECORDS BY CONFERENCE

MISSOURI VALLEY	45-13	PAC-10	30-17	SOUTHLAND	5-0	SUN BELT	10-1
Bradley	2-2	Arizona	0-0	Central Arkansas	0-0	Arkansas-Little Rock	2-0
Creighton	1-2	Arizona State	1-0	Lamar	0-0	Arkansas State	0-0
Drake	6-2	California	3-1	McNeese State	0-0	Denver	0-0
Evansville	7-0	Oregon	3-0	Nicholls State	1-0	Florida Atlantic	1-0
Illinois State	4-0	Oregon State	7-6	Northwestern State	3-0	Florida International	0-0
Indiana State	17-5	Stanford	4-0	Sam Houston State	1-0	Louisiana Lafayette	0-0
Missouri State	1-0	UCLA	6-6	Southeastern Louisiana	0-0	Louisiana Monroe	0-0
Northern Iowa	1-1	Southern California	2-2	Stephen F. Austin	0-0	Middle Tennessee St.	0-0
Southern Illinois	5-1	Washington	2-1	Texas A&M-Corpus Christi	0-0	New Orleans	0-0
Wichita State	1-0	Washington State	2-1	Texas-Arlington	0-0	North Texas	2-0
				Texas-San Antonio	0-0	South Alabama	3-0
				Texas State	0-0	Troy State	0-0
						Western Kentucky	2-1
MOUNTAIN WEST	14-1	PATRIOT LEAGUE	3-0	SWAC	3-0	WEST COAST	10-4
Air Force	0-0	American	0-0	Alabama A&M	0-0	Gonzaga	2-2
BYU	2-0	Army	0-0	Alabama State	0-0	Loyola Marymount	0-0
Colorado State	2-0	Bucknell	0-0	Alcorn State	1-0	Pepperdine	1-2
New Mexico	0-0	Colgate	1-0	Arkansas Pine Bluff	0-0	Portland	0-0
San Diego State	1-0	Holy Cross	1-0	Grambling	1-0	San Diego	1-0
TCU	3-0	Lafayette	1-0	Jackson State	0-0	San Francisco	2-0
UNLV	1-0	Lehigh	0-0	Mississippi Valley State	1-0	Santa Clara	3-0
Utah	2-1	Navy	0-0	Prarie View A&M	0-0	St. Mary's	1-0
Wyoming	3-0			Southern	0-0		
		SOUTHEASTERN	54-38	Texas Southern	0-0	WESTERN ATHLETIC	11-1
NORTHEAST	5-0	Alabama	3-0	SUMMIT	8-0	Boise State	1-0
Bryant University	2-0	Arkansas	1-1	Centenary	0-0	Fresno State	0-0
Central Connecticut	1-0	Auburn	1-0	IPFW	0-0	Hawaii	1-1
Fairleigh Dickinson	0-0	Florida	3-0	IUPUI	2-0	Idaho	1-0
Long Island	0-0	Georgia	4-0	Missouri-Kansas City	0-0	Louisiana Tech	2-0
Monmouth	0-0	Kentucky	24-32	North Dakota State	1-0	Nevada	1-0
Mount St. Mary's	1-0	Louisiana State	5-0	Oakland	0-0	New Mexico State	2-0
Quinnipiac	0-0	Mississippi	0-1	Oral Roberts	2-0	San Jose State	1-0
Robert Morris	1-0	Mississippi State	1-0	South Dakota State	0-0	Utah State	2-0
Sacred Heart	0-0	South Carolina	2-1	Southern Utah	0-0		
St. Francis (N.Y.)	0-0	Tennessee	4-0	Western Illinois	3-0	INDEPENDENT	5-0
St. Francis (Pa.)	0-0	Vanderbilt	6-3			Chicago State	2-0
Wagner	0-0					Longwood	1-0
		SOUTHERN	9-0			North Carolina Central	2-0
OHIO VALLEY	16-0	Appalachian State	1-0				
Austin Peay	1-0	Charleston	0-0				
Eastern Illinois	1-0	Chattanooga	2-0				
Eastern Kentucky	3-0	Citadel	1-0				
Jacksonville State	0-0	Davidson	1-0				
Morehead State	4-0	Elon	0-0				
Murray State	3-0	Furman	2-0				
Samford	0-0	Georgia Southern	0-0				
SE Missouri State	0-0	UNC-Greensboro	1-0				
Tennessee Martin	0-0	Western Carolina	1-0				
Tennessee State	1-0	Wofford	0-0				
Tennessee Tech	3-0						

ALL-TIME SERIES SCORES

ALABAMA	3-0			BOSTON COLLEGE	1-3						
3/16/76	W	74-69	Baton Rouge	12/30/83	W	72-66	Indianapolis	12/22/50	W	61-46	Indianapolis
12/21/77	W	66-57	Bloomington	3/25/94	L	68-77	Miami	12/29/51	W	87-71	Indianapolis
3/21/03	W	67-62	Boston	3/15/96	L	51-64	Orlando	2/2/53	W	105-70	Bloomington
				12/1/10	L	76-88	Boston	12/12/53	W	76-57	Indianapolis
								1/31/55	W	87-56	Bloomington
ALASKA-ANCHORAGE	2-0			BOSTON UNIVERSITY	1-1			12/27/55	W	94-70	Indianapolis
11/23/95	W	84-79	Anchorage	12/13/91	W	88-47	Bloomington	12/10/56	W	73-68	Bloomington
1/21/01	W	101-66	Anchorage	11/20/09	L	67-71	San Juan	12/27/57	L	78-84	Indianapolis
								12/27/58	L	76-88	Indianapolis
ALCORN STATE	1-0			BOWLING GREEN	3-0			12/22/60	W	91-85	Indianapolis
3/12/79	W	73-69	Bloomington	12/20/77	W	89-52	Bloomington	12/22/70	W	111-94	Bloomington
				12/9/95	W	78-67	Bloomington	12/22/71	W	85-74	Indianapolis
APPALACHIAN STATE	1-0			12/12/98	W	81-55	Bloomington	3/15/85	W	79-57	Bloomington
12/29/95	W	103-59	Indianapolis					11/30/91	W	97-73	Bloomington
				BRADLEY	2-2			12/27/92	W	90-48	Indianapolis
ARIZONA STATE	1-0			12/21/37	L	38-42	Peoria	11/27/93	L	71-75	Indianapolis
12/18/61	W	94-88	Bloomington	12/27/50	L	62-64	Peoria	12/21/94	W	89-66	Bloomington
				12/31/65	W	104-87	Chicago	12/21/96	W	89-84*	Bloomington
ARKANSAS	1-1			12/9/78	W	80-64	Indianapolis	12/29/01	L	64-66	Indianapolis
12/15/49	W	75-50	Bloomington					12/13/03	W	62-50	Bloomington
3/21/08	L	72-86	Raleigh	BRIGHAM YOUNG	2-0			12/23/05	W	73-55	Indianapolis
				12/28/71	W	61-50	Norfolk	11/14/06	L	55-60	Indianapolis
ARKANSAS-LITTLE ROCK	2-0			12/26/73	W	96-52	Portland	11/27/11	W	75-59	Bloomington
12/14/89	W	105-77	Bloomington					12/15/12	L	86-88	Indianapolis
12/29/94	W	77-53	Indianapolis	BROWN	1-0			CALIFORNIA	3-1		
				12/29/79	W	61-52	San Diego	12/23/40	W	42-39	Berkeley
AUBURN	1-0							12/17/65	W	71-64	Lexington
3/14/87	W	107-90	Indianapolis	BRYANT UNIVERSITY	2-0			12/12/80	W	94-58	Bloomington
				12/28/09	W	90-52	Bloomington	3/15/90	L	63-65	Hartford
AUSTIN PEAY	1-0			11/9/12	W	97-54	Bloomington	CANISIUS	1-0		
12/11/92	W	107-61	Bloomington	BUFFALO	1-0			12/29/99	W	95-53	Indianapolis
				12/10/99	W	45-83	Bloomington	CENTRAL CONNECTICUT	1-0		
BALL STATE	20-1			BUTLER	37-14			12/08/12	W	100-69	Bloomington
12/7/34	W	35-19	Bloomington	2/8/1901	L	17-22	Bloomington	CENTRAL MICHIGAN	1-0		
12/6/35	W	44-28	Bloomington	2/28/1901	L	20-24	Indianapolis	12/14/91	W	99-52	Bloomington
2/1/37	W	31-22	Muncie	1/15/1902	L	15-17	Bloomington	CHAMINADE	2-0		
12/11/37	L	38-42	Muncie	2/25/1902	W	32-29	Indianapolis	11/22/94	W	92-79	Lahaina, Maui
12/5/38	W	54-29	Bloomington	1/14/1903	W	28-16	Bloomington	11/26/08	W	81-79	Lahaina, Maui
2/19/46	W	84-41	Bloomington	2/23/1903	W	35-23	Indianapolis	CHARLOTTE	5-1		
12/5/59	W	103-63	Bloomington	1/25/1905	W	41-23	Indianapolis	12/16/00	W	76-72	Bloomington
12/1/71	W	84-77	Bloomington	2/26/1905	L	29-44	Indianapolis	11/18/01	W	65-61	Charlotte
1/3/73	W	94-71	Bloomington	1/9/1906	W	42-11	Bloomington	1/4/03	W	70-60	Bloomington
12/15/73	W	87-62	Muncie	2/11/1907	W	30-17	Indianapolis	12/22/04	L	73-74	Bloomington
11/29/80	W	75-69	Bloomington	2/23/1907	W	42-7	Bloomington	12/19/05	W	71-54	Charlotte
11/27/82	W	91-75	Bloomington	1/11/11	W	41-16	Bloomington	12/2/06	W	74-57	Bloomington
12/29/83	W	86-43	Indianapolis	1/10/12	W	15-12	Bloomington	CHATTANOOGA	2-0		
12/28/98	W	72-62	Indianapolis	2/10/12	L	17-23	Indianapolis	11/12/07	W	99-79	Bloomington
12/9/00	W	65-50	Bloomington	2/2/17	W	18-9	Bloomington	11/13/11	W	78-53	Bloomington
12/8/01	W	74-61	Bloomington	1/1/37	W	61-27	Indianapolis	CHICAGO STATE	2-0		
12/31/02	W	76-62	Muncie	1/1/38	W	42-23	Indianapolis	11/19/06	W	90-69	Bloomington
12/28/04	W	71-59	Indianapolis	12/23/38	W	46-29	Indianapolis	12/29/07	W	97-59	Bloomington
12/31/05	W	80-56	Muncie	12/23/39	W	40-33	Indianapolis				
12/30/06	W	71-57	Bloomington	12/12/40	W	39-36	Indianapolis				
11/25/12	W	101-53	Bloomington	1/4/43	W	43-27	Indianapolis				
BAYLOR	1-0			1/1/46	W	58-47	Indianapolis				
12/13/80	W	83-47	Bloomington	1/2/47	L	42-51	Indianapolis				
				1/2/48	L	51-64	Indianapolis				
BOISE STATE	1-0			12/27/48	L	55-64	Indianapolis				
12/11/98	W	90-66	Bloomington	12/30/49	W	68-57	Indianapolis				
				1/16/50	W	57-49	Bloomington				

ALL-TIME SERIES SCORES

CINCINNATI		12-3		CREIGHTON		1-2		DUKE		3-4	
3/1/06	L	23-26	Cincinnati	2/4/20	L	20-29	Omaha	3/20/87	W	88-82	Cincinnati
2/17/19	W	38-24	Cincinnati	12/21/23	L	29-39	Omaha	4/4/92	L	78-81	Minneapolis
2/19/20	W	36-12	Bloomington	12/20/74	W	71-53	Bloomington	11/24/95	L	64-70	Anchorage
1/2/25	W	51-7	Bloomington					11/29/96	W	85-69	New York
1/4/28	W	56-41	Cincinnati	DAVIDSON				3/21/02	W	74-73	Lexington
12/9/32	W	41-12	Bloomington	12/18/78	W	101-64	Bloomington	11/30/05	L	67-75	Bloomington
12/4/36	W	46-13	Bloomington					11/28/06	L	51-54	Durham
12/18/45	W	54-44	Bloomington	DELAWARE							
2/11/46	W	60-22	Cincinnati	12/8/95	W	85-68	Bloomington	DUQUESNE			2-0
12/5/53	W	78-63	Bloomington					12/27/39	W	51-49	Pittsburgh
12/18/54	L	65-97	Cincinnati	DEPAUL				3/23/40	W	39-30	Indianapolis
12/19/55	W	80-61	Bloomington	1/3/36	L	31-35	Chicago				
12/30/76	L	43-52	New Orleans	2/3/40	W	51-30	Chicago	EAST CAROLINA			2-0
1/4/92	W	81-60	Cincinnati	12/4/43	L	43-81	Chicago	11/26/77	W	75-59	Bloomington
12/19/92	W	79-64	Bloomington	2/5/49	L	46-47*	Chicago	12/13/86	W	96-68	Bloomington
				12/13/49	W	61-55	Bloomington				
THE CITADEL			1-0	3/13/53	W	82-80	Chicago	EASTERN ILLINOIS			1-0
12/1/73	W	74-55	Bloomington	2/1/58	W	76-66	Chicago	3/19/92	W	94-55	Boise
				1/31/59	W	75-69	Bloomington				
CLEMSON			0-1	1/30/60	W	82-78	Chicago	EASTERN KENTUCKY 3-0			
12/29/80	L	57-58	Honolulu	1/28/61	W	81-78	Chicago	12/15/87	W	103-75	Bloomington
				1/13/62	W	98-89	Chicago	12/18/93	W	91-80	Bloomington
CLEVELAND STATE			0-1	1/26/63	W	76-75	Bloomington	12/28/94	W	92-49	Indianapolis
3/13/86	L	79-83	Syracuse	1/27/64	L	78-85	Chicago				
				12/14/64	W	91-78	Bloomington	EASTERN MICHIGAN			3-0
COASTAL CAROLINA			1-0	2/1/66	L	79-100	Chicago	12/1/70	W	99-82	Bloomington
3/14/91	W	79-69	Louisville	1/30/67	W	72-70	Bloomington	12/10/82	W	85-48	Bloomington
				1/29/68	L	78-79	Chicago	12/3/05	W	79-63	Bloomington
COLGATE			1-0	1/27/69	W	87-66	Chicago				
12/27/96	W	63-48	Indianapolis	1/27/70	L	70-75	Chicago	EASTERN WASHINGTON			1-0
				12/17/76	W	50-42	Indianapolis	12/28/01	W	87-60	Bloomington
COLORADO			1-2	12/23/95	L	82-84	Bloomington				
12/28/92	W	85-65	Indianapolis	12/10/96	W	74-57	Chicago	EVANSVILLE			7-0
3/11/97	L	62-80	Winst-S. N.C.					12/23/35	W	39-32	Evansville
12/23/10	L	69-78	Las Vegas	DETROIT MERCY				12/3/94	W	84-63	Indianapolis
				1/24/18	W	24-15	Bloomington	12/20/95	W	76-48	Evansville
COLORADO STATE			2-0	12/19/59	W	85-85	Bloomington	11/27/96	W	74-73	New York
12/15/51	W	80-48	Fort Collins	12/10/60	L	79-81*	Detroit	12/21/96	W	75-57	Indianapolis
12/11/81	W	82-41	Bloomington	12/16/61	W	92-84	Bloomington	12/9/97	W	85-73	Bloomington
				12/17/62	W	92-84	Bloomington	11/21/10	W	67-54	Bloomington
COLUMBIA			1-0	12/16/63	W	110-92	Bloomington	11/16/11	W	94-73	Evansville
12/26/75	W	106-63	New York	12/19/64	W	108-89	Detroit				
				12/6/65	L	75-78	Bloomington	FAIRFIELD			1-0
CONNECTICUT			3-5	1/2/68	L	93-99	Detroit	3/12/87	W	92-58	Indianapolis
12/17/38	W	71-38	Bloomington					FLORIDA			3-0
11/25/95	L	52-86	Anchorage	DRAKE				12/26/74	W	98-84	Honolulu
11/15/96	W	68-61	Indianapolis	12/20/23	W	53-30	Des Moines	12/28/77	W	73-60	Jacksonville
3/14/98	L	68-78	Washington, D.C.	12/13/48	W	57-35	Bloomington	12/30/84	W	80-63	Indianapolis
12/4/04	L	69-74	Hartford	1950-51	W	59-49	Des Moines				
2/4/06	L	80-88	Bloomington	12/22/55	W	82-79	Des Moines	FLORIDA A&M			1-0
1/20/07	W	77-73	Hartford	12/1/58	W	68-59	Bloomington	11/21/05	W	100-63	Bloomington
1/26/08	L	63-68	Bloomington	12/2/61	L	81-90	Des Moines				
				12/7/62	L	76-87	Bloomington	FLORIDA ATLANTIC			1-0
COPPIN STATE			2-0	12/27/98	W	102-46	Indianapolis	12/21/12	W	88-52	Bloomington
12/22/07	W	73-46	Bloomington					FLORIDA GULF COAST			1-0
12/01/12	W	87-51	Bloomington					11/12/10	W	88-60	Bloomington
				CORNELL							
11/30/08	W	72-57	Bloomington					FLORIDA STATE			4-0
								12/8/75	W	83-59	Indianapolis
								3/16/91	W	82-60	Louisville

ALL-TIME SERIES SCORES

3/26/92	W	85-74	Albuquerque	ILLINOIS	2/6/56	L	89-92	Champaign			
11/25/92	W	81-78	New York	1/20/1906	L	24-27	Champaign	1/14/57	L	91-112	Champaign
FURMAN		2-0		2/16/1906	W	37-8	Bloomington	3/4/57	W	84-76	Bloomington
3/12/78	W	63-62	Charlotte	1/25/1908	L	12-39	Champaign	1/11/58	W	89-82	Bloomington
1/2/05	W	68-52	Bloomington	1/9/1909	L	2-30	Champaign	3/3/58	W	96-86	Champaign
GARDNER-WEBB		1-0		3/13/1909	W	23-13	Bloomington	2/9/59	L	83-89	Bloomington
11/21/11	W	73-49	Bloomington	2/5/1910	L	20-30	Champaign	2/21/59	L	98-100	Champaign
GEORGE MASON		1-1		3/5/1910	L	12-26	Bloomington	2/22/60	W	92-78	Champaign
3/17/89	W	99-85	Tucson	1/8/11	L	22-32	Champaign	2/25/61	W	93-82	Bloomington
11/22/09	L	66-69	San Juan	2/12/11	W	19-14	Bloomington	2/3/62	L	85-96	Champaign
GEORGE WASHINGTON		3-0		2/7/12	W	24-23	Bloomington	3/5/62	W	104-92	Bloomington
12/21/34	W	45-41	Washington, D.C.	2/23/12	L	18-41	Champaign	2/4/63	L	101-104	Champaign
12/27/41	W	52-43	Washington, D.C.	3/1/13	L	12-29	Champaign	2/16/63	W	103-100	Bloomington
3/11/99	W	108-88	Orlando	3/8/13	L	17-23	Bloomington	2/3/64	W	104-96	Bloomington
GEORGETOWN		2-1		1/6/14	L	6-35	Champaign	1/4/65	L	81-86	Champaign
12/6/78	L	54-60	Landover	2/7/14	L	15-31	Bloomington	1/8/66	L	84-98	Bloomington
12/11/79	W	76-69	Bloomington	1/11/15	L	13-34	Champaign	2/12/66	W	81-77	Champaign
11/20/12	W	82-72	Brooklyn	1/26/15	L	4-20	Bloomington	2/20/67	W	96-81	Bloomington
GEORGIA		4-0		12/13/22	L	22-31	Champaign	3/4/67	L	70-80	Champaign
12/7/40	W	44-31	Bloomington	1/12/23	W	31-24	Bloomington	1/9/68	W	61-60 *	Champaign
12/19/75	W	93-56	Bloomington	1/17/25	L	24-34	Champaign	3/1/69	L	64-77	Bloomington
12/29/76	W	74-52	New Orleans	2/23/25	W	30-24	Bloomington	1/6/70	L	74-94	Champaign
11/19/12	W	66-53	Brooklyn	2/19/26	L	20-21	Bloomington	3/3/70	L	75-85	Bloomington
GEORGIA TECH		2-0		3/6/26	W	28-25	Champaign	2/20/71	W	88-86	Champaign
12/29/69	W	87-65	Los Angeles	1/21/28	W	44-29	Bloomington	3/13/71	L	87-103	Bloomington
11/27/08	W	83-79	Bloomington	3/6/28	W	27-23	Champaign	2/22/72	W	90-71	Champaign
GONZAGA		2-2		1/8/29	L	16-20	Champaign	2/12/73	W	87-66	Bloomington
11/26/02	W	76-75	Maui	2/23/29	W	32-22	Bloomington	2/9/74	W	107-67	Bloomington
3/18/06	L	80-90	Salt Lake City	1/17/31	W	35-34	Champaign	2/18/74	W	101-83	Champaign
3/15/07	W	70-57	Sacramento	2/23/31	L	25-39	Bloomington	1/27/75	W	73-57	Bloomington
12/06/08	L	54-70	Sacramento	1/11/32	L	22-30	Bloomington	2/24/75	W	112-89	Champaign
GRAMBLING		1-0		3/7/32	L	32-33	Champaign	1/17/76	W	83-55	Champaign
12/29/82	W	110-62	Indianapolis	2/10/34	L	25-28	Champaign	2/14/76	W	58-48	Bloomington
HARVARD		1-0		2/24/34	W	36-24	Bloomington	1/8/77	W	80-60	Bloomington
12/2/72	W	97-76	Bloomington	1/5/35	W	32-28	Champaign	2/17/77	L	69-73	Champaign
HAWAII		1-1		1/14/35	W	42-29	Bloomington	1/7/78	L	64-65	Bloomington
12/30/74	W	69-52	Honolulu	1/11/37	L	31-40	Champaign	3/2/78	W	77-68	Champaign
11/28/97	L	65-82	Honolulu	2/20/37	L	25-42	Bloomington	1/4/79	L	61-65	Bloomington
HOLY CROSS		1-0		1/4/38	W	51-46 *	Bloomington	3/3/79	W	72-60	Champaign
12/28/99	W	79-44	Indianapolis	3/4/38	W	45-35	Champaign	1/31/80	W	60-54	Bloomington
HOUSTON		1-0		1/9/39	W	29-28	Champaign	2/9/80	L	68-89	Champaign
12/28/72	W	75-72	El Paso	1/6/40	W	38-36	Bloomington	1/10/81	W	78-61	Bloomington
HOWARD		2-0		1/11/41	W	48-38	Champaign	3/5/81	W	69-66	Champaign
11/13/09	W	83-60	Bloomington	2/9/42	W	41-36	Bloomington	1/21/82	W	54-53	Champaign
12/19/11	W	107-50	Bloomington	2/12/45	L	48-71	Champaign	2/11/82	W	73-60	Bloomington
IDAHO		1-0		2/28/45	W	65-55	Bloomington	1/13/83	W	69-55	Champaign
12/27/85	W	87-57	Indianapolis	2/15/47	L	50-59	Champaign	3/5/83	W	67-55	Bloomington
				3/1/47	W	48-41	Bloomington	1/11/84	W	73-68*	Bloomington
				1/19/48	L	45-46	Champaign	3/4/84	L	53-70	Champaign
				3/1/48	L	51-52	Bloomington	1/27/85	L	41-52	Champaign
				1/8/49	L	42-44**	Bloomington	2/21/85	L	50-66	Bloomington
				2/28/49	L	68-91	Champaign	1/25/86	W	71-69	Bloomington
				2/13/50	W	83-72	Champaign	2/20/86	W	61-60	Champaign
				2/27/50	W	80-66	Bloomington	1/28/87	W	69-66	Bloomington
				1/15/51	W	64-53	Bloomington	3/1/87	L	67-69	Champaign
				2/19/51	L	65-71	Champaign	2/6/88	W	75-74	Champaign
				1/14/52	L	66-78	Champaign	2/29/88	L	65-75	Bloomington
				2/18/52	L	70-77	Bloomington	1/28/89	L	65-75	Champaign
				1/17/53	W	74-70**	Bloomington	3/5/89	L	67-70	Bloomington
				2/28/53	W	91-79	Champaign	2/4/90	L	65-70	Champaign
				3/6/54	W	67-64	Bloomington	3/11/90	L	63-69	Bloomington
				1/8/55	L	75-99	Champaign	1/2/91	W	109-74	Bloomington
				1/14/56	L	72-96	Bloomington	3/10/91	W	70-58	Champaign

ALL-TIME SERIES SCORES

2/4/92	W	76-65	Champaign	3/1/1907	W	21-19	Terre Haute	2/10/45	L	40-45	Bloomington
3/1/92	W	76-70	Bloomington	1/18/1908	W	37-13	Bloomington	1/12/46	W	45-39	Bloomington
1/16/93	W	83-79	Champaign	2/21/1908	W	28-10	Terre Haute	2/25/46	W	49-46	Iowa City
2/17/93	W	93-72	Bloomington	2/8/13	W	24-6	Bloomington	1/18/47	W	50-48	Bloomington
1/30/94	L	81-88	Champaign	12/7/23	W	27-24	Bloomington	2/22/47	L	46-68	Iowa City
3/1/94	W	82-77	Bloomington	12/11/24	L	24-28	Bloomington	1/17/48	L	52-61	Iowa City
1/14/95	L	78-67	Champaign	12/3/60	W	80-53	Bloomington	2/14/48	W	49-47	Bloomington
2/3/95	W	89-85	Bloomington	12/28/91	W	94-44	Indianapolis	1/10/49	W	50-39	Bloomington
1/13/96	W	85-71	Champaign	11/14/98	W	76-70	Bloomington	2/26/49	W	76-60	Iowa City
2/28/96	W	76-64	Bloomington	12/11/99	L	60-63	Bloomington	1/14/50	L	64-65	Iowa City
2/2/97	L	74-78	Bloomington	11/29/00	L	58-59	Terre Haute	2/25/50	L	53-59	Bloomington
1/3/98	L	72-74	Champaign	11/23/04	W	56-52	Bloomington	2/12/51	W	63-54	Iowa City
2/24/98	L	72-82	Bloomington	12/6/05	L	67-72	Terre Haute	2/26/51	W	63-53	Bloomington
1/3/99	W	62-53	Bloomington	11/17/06	W	73-66	Bloomington	1/12/52	L	59-78	Iowa City
2/24/99	W	70-64*	Champaign					1/21/52	W	82-69	Bloomington
3/5/99	L	66-82	Chicago	IOWA			97-74	12/22/53	W	91-72	Iowa City
2/22/00	L	63-87	Champaign	2/6/09	W	18-12	Bloomington	3/9/53	W	68-61	Bloomington
3/10/00	L	69-72	Chicago	1/19/15	L	20-29	Iowa City	2/22/54	L	64-82	Bloomington
2/7/01	L	61-67	Bloomington	2/23/15	L	19-20	Bloomington	2/12/55	L	75-90	Iowa City
3/10/01	W	58-56	Chicago	1/12/17	W	21-12	Iowa City	2/20/56	L	83-87	Bloomington
1/26/02	W	88-57	Bloomington	1/19/17	W	12-7	Bloomington	3/5/56	L	73-84	Iowa City
2/26/02	L	62-70	Champaign	2/17/18	W	29-25	Iowa City	2/2/57	W	82-66	Iowa City
1/18/03	W	74-66	Bloomington	3/8/18	L	11-13	Bloomington	2/18/57	W	90-76	Bloomington
2/25/03	L	54-80	Champaign	1/13/19	W	23-14	Iowa City	1/18/58	L	75-79	Iowa City
3/15/03	L	72-73	Chicago	1/24/19	L	10-21	Bloomington	1/17/59	L	78-88	Bloomington
2/3/04	L	51-49	Bloomington	2/7/20	L	20-28	Iowa City	2/8/60	W	87-74	Bloomington
3/12/04	L	71-59	Indianapolis	2/13/20	W	25-19*	Bloomington	2/20/60	W	79-64	Iowa City
2/6/05	L	47-60	Champaign	2/21/21	L	15-22	Iowa City	2/11/61	L	67-74	Bloomington
1/17/06	W	62-60	Bloomington	2/26/21	L	17-26	Bloomington	3/4/61	W	78-69	Iowa City
2/19/06	L	58-70	Champaign	1/22/23	L	13-19	Iowa City	2/17/62	W	72-69	Bloomington
1/23/07	L	43-51	Champaign	2/5/23	W	23-21	Bloomington	2/18/63	W	72-71	Iowa City
2/10/07	W	65-61	Bloomington	1/31/25	W	30-28	Iowa City	1/4/64	L	71-72	Bloomington
3/9/07	L	54-58*	Chicago	2/9/25	W	28-21	Bloomington	2/10/64	L	75-82	Iowa City
1/13/08	W	62-58	Bloomington	1/16/26	L	22-29	Iowa City	1/11/65	W	85-76	Iowa City
2/7/08	W	83-79**	Champaign	2/1/26	W	30-20	Bloomington	1/18/65	L	68-74	Bloomington
1/10/09	L	45-76	Champaign	2/11/28	W	50-33	Bloomington	1/17/66	W	73-61	Bloomington
2/15/09	L	52-65	Bloomington	2/26/28	W	49-39	Iowa City	3/7/66	L	77-82	Iowa City
1/9/10	L	60-66	Bloomington	2/1/29	L	27-29	Iowa City	1/7/67	L	73-84	Iowa City
1/30/10	L	70-72	Champaign	3/4/29	W	35-30	Bloomington	2/25/67	L	74-75*	Bloomington
1/27/11	W	52-49	Bloomington	1/19/31	W	28-20	Iowa City	2/24/68	L	70-78	Bloomington
3/5/11	L	48-72	Champaign	2/9/31	W	31-18	Bloomington	1/11/69	L	72-91	Iowa City
2/9/12	W	84-71	Bloomington	1/18/32	W	35-27	Bloomington	1/31/70	L	93-100	Iowa City
2/7/13	L	72-74	Champaign	2/20/32	W	34-33	Iowa City	2/7/70	L	89-104	Bloomington
3/15/13	W	80-64	Chicago	2/5/34	W	34-25	Bloomington	2/13/71	W	86-84	Iowa City
				2/17/34	L	26-29	Iowa City	3/6/71	W	104-88	Bloomington
ILLINOIS-CHICAGO			1-0	1/19/35	W	40-35	Iowa City	2/19/72	W	86-79	Bloomington
12/7/02	W	91-62	Bloomington	2/11/35	W	34-30	Bloomington	3/3/73	W	80-64	Iowa City
				1/4/37	W	28-24	Bloomington	1/19/74	W	55-51	Iowa City
ILLINOIS STATE			4-0	2/6/37	W	38-34	Iowa City	2/2/74	W	85-50	Bloomington
12/17/83	W	54-44	Bloomington	1/8/38	L	39-48	Iowa City	1/11/75	W	102-49	Bloomington
12/27/86	W	82-58	Indianapolis	1/17/38	L	32-36	Bloomington	2/8/75	W	79-56	Iowa City
12/18/88	W	83-48	Bloomington	2/11/39	W	50-39	Iowa City	1/26/76	W	88-73	Iowa City
11/23/07	W	70-57	Hoffman Estates	2/20/39	W	45-40	Bloomington	2/23/76	W	101-81	Bloomington
				1/8/40	W	45-30	Bloomington	1/29/77	W	81-65	Bloomington
INDIANA STATE			17-5	2/19/40	W	46-42	Iowa City	2/28/77	L	73-80	Iowa City
1/24/1902	W	21-13	Terre Haute	2/10/41	W	50-40	Bloomington	1/5/78	W	69-51	Bloomington
2/28/1902	W	25-14	Bloomington	2/22/41	W	47-36	Iowa City	3/4/78	W	71-55	Iowa City
2/28/1903	W	32-16	Terre Haute	2/23/42	L	52-55	Iowa City	1/13/79	L	61-90	Iowa City
3/13/1903	W	23-22	Bloomington	1/23/43	W	71-55	Iowa City	2/22/79	W	64-62	Bloomington
1/11/1905	W	52-16	Bloomington	1/25/43	W	64-43	Iowa City	1/17/80	W	81-69	Bloomington
2/3/1905	L	23-26	Terre Haute	1/28/44	L	42-43	Bloomington	2/14/80	W	66-55	Iowa City
2/2/1906	W	27-12	Terre Haute	1/29/44	L	40-52	Bloomington	1/22/81	L	53-56	Bloomington
1/26/1907	W	29-16	Bloomington	1/22/45	L	51-56	Iowa City	2/19/81	L	65-78	Iowa City

ALL-TIME SERIES SCORES

2/4/82	L	40-62	Iowa City	12/23/61	L	70-83	Ames	12/22/84	W	70-58	Manhattan
2/13/82	W	73-58	Bloomington	12/8/62	L	55-63	Bloomington	12/10/85	W	78-71	Bloomington
1/29/83	L	48-63	Iowa City	12/11/84	W	69-67	Ames	11/23/98	W	71-70	Lahaina, Maui
2/16/83	L	57-58	Bloomington	12/21/85	W	86-65	Bloomington				
1/28/84	W	54-47	Bloomington	12/23/89	W	115-66	Bloomington				
2/16/84	W	49-45	Iowa City	12/21/90	W	87-76	Ames				
1/31/85	L	59-72	Bloomington					KENT STATE		3-1	
3/3/85	L	50-70	Iowa City	IUPUI		2-0		11/30/85	W	89-73	Bloomington
1/30/86	L	69-79	Iowa City	12/22/06	W	86-57	Indianapolis	11/28/89	W	79-68	Bloomington
3/2/86	W	80-73	Bloomington	11/18/08	W	60-57	Bloomington	3/15/01	L	73-77	San Diego
1/22/87	L	88-101	Iowa City					3/23/02	W	81-69	Lexington
2/21/87	W	84-75	Bloomington	JACKSONVILLE		2-0					
1/6/88	L	70-84	Iowa City	12/27/77	W	69-59	Jacksonville	12/18/24	W	20-18	Lexington
3/12/88	W	116-89	Bloomington	12/28/12	W	93-59	Bloomington	1/5/26	W	34-23	Bloomington
1/30/89	W	104-89	Bloomington					12/21/26	W	38-19	Lexington
3/11/89	L	79-87	Iowa City	JAMES MADISON		2-0		2/4/28	W	48-29	Bloomington
1/18/90	W	83-79	Iowa City	12/27/77	W	69-59	Jacksonville	12/30/40	W	48-45	South Bend
2/17/90	W	118-71	Bloomington	3/22/13	W	83-62	Dayton	12/23/42	W	58-52	Louisville
1/19/91	W	99-79	Iowa City					12/11/43	L	41-66	Louisville
2/21/91	L	79-80*	Bloomington	KANSAS		7-6		12/16/44	L	43-61	Louisville
2/9/92	W	81-66	Bloomington	3/30/40	W	60-42	Kansas City	12/18/65	L	56-91	Lexington
3/4/92	W	64-60	Iowa City	3/18/53	W	69-68	Kansas City	12/13/69	L	92-109	Lexington
1/6/93	W	75-67	Bloomington	12/6/71	W	59-56	Bloomington	12/12/70	L	93-95*	Bloomington
2/6/93	W	73-66	Iowa City	12/5/72	W	72-55	Lawrence	12/17/71	W	90-89**	Louisville
1/11/94	W	89-75	Iowa City	12/5/73	W	72-59	Bloomington	12/9/72	W	64-58	Bloomington
2/12/94	W	93-91	Bloomington	12/4/74	W	74-70*	Lawrence	3/17/73	W	72-65	Nashville
1/4/95	L	55-74	Iowa City	12/29/81	L	61-71	New York	12/8/73	W	77-68	Louisville
3/12/95	W	110-79	Bloomington	3/21/91	L	65-83	Charlotte	12/7/74	W	98-74	Bloomington
1/30/96	W	76-73	Bloomington	12/5/92	L	69-74	Indianapolis	3/22/75	L	90-92	Dayton
2/11/96	L	50-76	Iowa City	3/27/93	L	77-83	St. Louis	12/15/75	W	77-68	Louisville
2/4/97	L	67-75	Iowa City	12/22/93	L	83-86*	Lawrence	12/6/76	L	51-66	Bloomington
12/31/97	L	76-89	Bloomington	12/17/94	W	80-61	Bloomington	12/5/77	L	64-78	Lexington
2/28/98	L	70-84	Iowa City	12/16/95	L	83-91	Kansas City	12/16/78	W	68-67*	Bloomington
12/31/98	L	52-67	Iowa City					12/15/79	L	58-69	Lexington
2/27/99	W	88-81	Bloomington	KANSAS STATE		19-12		12/6/80	L	66-68	Bloomington
1/18/00	W	74-71	Bloomington	12/14/36	W	60-33	Bloomington	12/8/81	L	69-85	Bloomington
1/27/01	L	66-71	Iowa City	12/15/47	L	53-61	Manhattan	12/22/82	W	62-59	Bloomington
3/11/01	L	61-63	Chicago	12/16/48	W	56-36	Bloomington	3/24/83	L	59-64	Knoxville
1/13/02	W	77-66	Bloomington	12/16/51	W	58-52	Manhattan	12/3/83	L	54-59	Lexington
2/5/02	W	79-51	Iowa City	12/22/52	W	80-75	Bloomington	12/8/84	W	81-68	Bloomington
3/9/02	L	60-62	Indianapolis	12/13/52	L	80-82	Manhattan	12/7/85	L	58-63	Lexington
2/19/03	W	79-63	Iowa City	12/7/53	W	92-66	Bloomington	12/6/86	W	71-66	Bloomington
3/1/03	W	91-88*	Bloomington	12/21/54	L	74-91	Manhattan	12/5/87	L	76-82	Indianapolis
2/7/04	L	84-82	Bloomington	12/10/55	W	96-72	Bloomington	12/20/88	W	75-52	Lexington
1/29/05	L	57-72	Iowa City	12/15/56	L	77-84	Manhattan	12/2/89	W	71-69	Indianapolis
1/24/06	L	60-73	Iowa City	12/7/57	L	61-66	Bloomington	12/18/90	W	87-84	Bloomington
2/11/06	L	67-70	Bloomington	12/6/58	L	79-82	Manhattan	12/7/91	L	74-76	Indianapolis
1/16/07	W	71-64	Bloomington	12/14/59	W	67-58	Bloomington	1/3/93	L	78-81	Louisville
2/03/07	L	75-81	Iowa City	12/5/60	W	98-80	Manhattan	12/4/93	W	96-84	Indianapolis
1/2/08	W	79-76	Iowa City	12/9/61	L	78-88	Bloomington	12/7/94	L	70-73	Louisville
1/23/08	W	65-43	Bloomington	12/21/62	L	72-88	Manhattan	12/2/95	L	82-89	Indianapolis
1/03/09	L	60-65	Iowa City	12/9/63	L	84-93	Bloomington	12/7/96	L	65-99	Louisville
2/4/09	W	68-60	Bloomington	12/5/64	W	74-70	Manhattan	12/6/97	L	72-75	Indianapolis
1/24/10	L	43-58	Bloomington	12/13/65	L	76-103	Bloomington	12/8/98	L	61-70	Louisville
2/28/10	L	57-73	Iowa City	12/13/66	L	69-82	Manhattan	12/4/99	W	83-75	Indianapolis
1/23/11	L	77-91	Iowa City	12/11/67	W	89-83	Bloomington	12/22/00	L	74-88	Louisville
2/5/11	L	63-64	Bloomington	12/9/68	L	83-87*	Manhattan	12/22/01	L	52-66	Indianapolis
1/29/12	W	103-89	Bloomington	12/8/69	W	102-95	Bloomington	12/21/02	L	64-70	Louisville
2/19/12	L	66-78	Iowa City	12/5/70	W	75-72	Manhattan	12/20/03	L	41-80	Indianapolis
12/31/12	W	69-65	Iowa City	12/23/80	W	51-44	Manhattan	12/11/04	L	58-73	Louisville
3/2/13	W	73-60	Bloomington	12/19/81	W	58-49	Bloomington	12/10/05	W	79-53	Indianapolis
				12/18/82	W	48-46	Manhattan	12/9/06	L	54-59	Lexington
				12/21/83	W	56-53*	Bloomington	12/8/07	W	70-51	Bloomington
								12/13/08	L	54-72	Lexington
IOWA STATE		4-2									

ALL-TIME SERIES SCORES

12/12/09	L	73-90	Bloomington	12/3/69	W	100-95	Chicago	11/28/81	W	71-64	Bloomington
12/11/10	L	62-81	Lexington					11/29/82	W	75-59	Oxford
12/10/11	W	73-72	Bloomington	LOYOLA-MARYLAND		0-1		11/26/83	L	57-63	Bloomington
3/23/12	L	90-102	Atlanta	12/22/09	W	72-67	Bloomington	12/29/84	W	77-72	Indianapolis
LA SALLE		1-1		MANHATTAN		2-0		11/28/87	W	90-65	Bloomington
12/18/56	W	93-80	Philadelphia	12/19/36	W	42-34	New York City	11/29/88	W	87-70	Oxford
12/28/68	L	88-108	Philadelphia	12/27/75	W	97-61	New York City	11/25/89	W	77-66	Bloomington
LAFAYETTE		1-0		MARQUETTE		7-2		12/10/94	W	92-77	Bloomington
11/13/06	W	91-66	Indianapolis	2/2/22	W	20-17	Milwaukee	MICHIGAN		103-56	
LIPSCOMB		0-1		2/4/32	W	30-18	Bloomington	1/18/18	W	21-17	Ann Arbor
12/28/08	L	69-74	Bloomington	12/20/32	L	20-21	Milwaukee	2/22/18	W	21-20	Bloomington
LONG BEACH STATE		1-0		12/23/46	W	74-50	Milwaukee	1/20/19	L	22-28	Ann Arbor
12/9/89	W	92-75	Bloomington	1/3/49	W	56-47	Bloomington	3/11/19	W	24-16	Bloomington
LONGWOOD		1-0		3/15/73	W	75-69	Nashville	1/17/20	W	22-9	Ann Arbor
11/18/07	W	100-49	Bloomington	3/20/76	W	65-56	Baton Rouge	3/15/20	W	19-18	Ann Arbor
LSU		5-0		3/24/85	W	94-82**	Bloomington	1/10/21	W	30-21	Ann Arbor
3/17/53	W	80-67	Kansas City	11/23/01	L	49-50	Anchorage	2/13/22	W	15-14	Bloomington
3/13/54	W	73-62	Iowa City	MARSHALL		3-0		2/20/22	L	16-24	Ann Arbor
3/28/81	W	67-49	Philadelphia	12/27/33	W	36-20	Huntington	2/23/24	W	23-22	Ann Arbor
3/22/87	W	77-76	Cincinnati	12/14/40	W	53-22	Bloomington	3/3/24	W	31-20	Bloomington
3/21/92	W	89-79	Boise	12/27/90	W	91-67	Indianapolis	2/14/25	W	29-28	Ann Arbor
LOUISIANA TECH		2-0		MASSACHUSETTS		1-0		3/2/25	W	51-33	Bloomington
12/13/85	W	84-63	Bloomington	11/25/02	W	84-71	Maui	1/22/27	L	27-31	Bloomington
12/13/96	W	73-44	Bloomington	MARYLAND		5-2		2/19/27	W	37-34	Ann Arbor
LOUISVILLE		10-6		12/29/33	W	30-17	College Park	1/13/28	L	41-42	Ann Arbor
2/4/21	W	34-17	Bloomington	12/20/34	W	30-25	College Park	3/3/28	W	36-34	Bloomington
1/30/36	W	48-26	Louisville	12/28/59	W	72-63	Louisville	1/20/30	L	26-45	Ann Arbor
2/12/38	W	59-40	Louisville	3/14/81	W	99-64	Dayton	2/22/30	L	18-21	Bloomington
12/15/45	W	62-59	Louisville	4/2/02	L	52-64	Atlanta	2/21/31	L	24-33	Ann Arbor
12/14/46	L	46-53	Louisville	12/3/02	W	80-74*	Indianapolis	3/7/31	L	20-21	Bloomington
2/1/54	W	80-71	Bloomington	12/01/09	L	68-80	Bloomington	2/13/33	L	25-32	Bloomington
12/29/59	W	90-71	Louisville	MEMPHIS		1-0		3/6/33	W	31-30	Ann Arbor
11/24/84	L	64-75	Bloomington	12/29/64	W	91-68	Memphis	1/8/34	W	29-18	Bloomington
12/18/85	L	63-65	Louisville	MERCER		1-0		3/5/34	L	32-35	Ann Arbor
12/23/86	W	67-58	Bloomington	1/6/25	W	31-19	Bloomington	1/6/36	W	33-27	Ann Arbor
12/19/87	L	69-81	Louisville	MIAMI (FLA.)		0-1		2/17/36	W	37-23	Bloomington
12/3/88	L	79-101	Indianapolis	12/15/01	L	53-58	Miami	2/15/37	L	31-55	Ann Arbor
12/1/90	W	72-52	Indianapolis	MIAMI (OHIO)		21-3		3/1/37	W	31-27	Bloomington
3/25/93	W	82-69	St. Louis	12/10/25	W	47-26	Bloomington	3/4/39	L	45-53	Ann Arbor
2/9/02	W	77-62	Bloomington	12/8/31	W	24-18	Bloomington	2/12/40	W	57-30	Bloomington
2/1/03	L	76-95	Louisville	1/3/33	L	29-33	Oxford	1/27/41	W	41-37	Ann Arbor
LOYOLA-CHICAGO		7-6		1/1/35	W	32-15	Oxford	1/26/42	W	64-36	Bloomington
12/14/35	W	32-25	Chicago	12/16/35	W	41-15	Bloomington	2/16/42	W	47-42	Ann Arbor
1/30/37	L	30-36	Chicago	12/12/36	W	43-13	Bloomington	2/6/43	W	32-24	Bloomington
12/28/42	W	51-43	Chicago	12/10/38	W	49-23	Bloomington	2/8/43	W	48-33	Bloomington
12/21/46	L	53-60	Chicago	1/22/44	L	50-52	Bloomington	2/4/44	L	49-65	Ann Arbor
12/28/47	W	59-40	Bloomington	12/7/46	W	69-36	Bloomington	2/5/44	L	44-46	Ann Arbor
12/30/61	L	90-95	Chicago	2/7/48	W	57-48	Oxford	1/6/45	L	53-54	Ann Arbor
12/19/62	L	94-106	Bloomington	3/15/58	W	98-91	Lexington	1/27/45	L	43-47	Bloomington
12/31/63	L	92-105	Chicago	12/4/71	W	65-50	Bloomington	12/22/45	W	67-58*	Ann Arbor
2/8/65	W	109-82	Bloomington	1/9/72	W	80-68	Bloomington	1/21/46	W	46-43	Bloomington
1/3/66	L	68-91	Bloomington	1/8/73	W	71-58	Oxford	1/25/47	W	55-42	Bloomington
12/17/66	W	83-73	Chicago	12/21/76	W	76-55	Bloomington	2/16/48	L	54-66	Ann Arbor
12/16/68	W	88-83	Bloomington	12/1/79	W	80-52	Bloomington	2/12/49	L	47-54	Bloomington

ALL-TIME SERIES SCORES

2/18/56	W	80-75	Ann Arbor	1/24/91	W	70-60	Ann Arbor	1/3/59	L	77-79	East Lansing
1/5/57	W	73-68	Bloomington	2/24/91	W	112-79	Bloomington	2/28/59	L	82-86	Bloomington
2/5/57	L	86-87	Ann Arbor	1/21/92	W	89-74	Bloomington	3/5/60	W	86-80	East Lansing
2/24/58	W	95-88	Bloomington	3/8/92	L	60-68	Ann Arbor	1/9/61	W	79-55	Bloomington
2/7/59	W	84-79	Ann Arbor	1/12/93	W	76-75	Ann Arbor	1/6/62	W	76-71	Bloomington
1/11/60	W	77-72	Ann Arbor	2/14/93	W	93-92	Bloomington	2/24/62	L	85-97	East Lansing
2/15/60	W	86-69	Bloomington	1/16/94	W	82-72	Bloomington	1/5/63	W	96-84	East Lansing
1/7/61	W	81-70	Ann Arbor	2/8/94	L	67-91	Ann Arbor	2/23/63	W	113-94	Bloomington
3/11/61	W	82-67	Bloomington	1/24/95	L	52-65	Bloomington	1/11/64	L	103-107	East Lansing
2/19/62	W	86-77	Bloomington	2/19/95	L	50-61	Ann Arbor	2/4/65	W	112-94	Bloomington
2/26/62	L	89-110	Ann Arbor	1/23/96	W	99-83	Bloomington	2/26/66	L	63-69	East Lansing
2/9/63	L	86-90	Ann Arbor	2/18/96	L	75-80	Ann Arbor	3/5/66	W	86-76	Bloomington
3/4/63	W	104-96	Bloomington	1/21/97	W	72-70	Bloomington	2/6/67	W	82-77	Bloomington
2/15/64	L	87-99	Ann Arbor	2/16/97	W	84-81*	Ann Arbor	2/13/67	L	77-86	East Lansing
2/15/65	L	95-96**	Bloomington	1/6/98	W	80-62	Bloomington	2/20/68	L	70-75	East Lansing
1/10/66	L	68-88	Ann Arbor	2/22/98	L	64-112	Ann Arbor	2/1/69	W	79-76	Bloomington
2/5/66	L	76-93	Bloomington	1/5/99	L	70-82	Ann Arbor	1/3/70	L	84-85	Bloomington
2/27/67	W	98-96	Ann Arbor	2/21/99	W	73-71	Bloomington	2/21/70	L	66-78	East Lansing
3/6/67	W	96-90	Bloomington	1/25/00	W	85-50	Bloomington	2/9/71	W	71-70	East Lansing
2/17/68	W	98-92	Bloomington	2/13/00	W	86-65	Ann Arbor	2/16/71	W	90-76	Bloomington
1/7/69	L	87-89*	Ann Arbor	1/9/01	L	64-70	Ann Arbor	1/29/72	L	73-83	East Lansing
2/24/70	W	102-93	Bloomington	2/11/01	W	72-59	Bloomington	2/5/72	W	83-69	Bloomington
3/7/70	L	99-108	Ann Arbor	2/17/02	W	75-55	Ann Arbor	1/22/73	W	97-89	East Lansing
1/16/71	L	81-92	Ann Arbor	2/12/03	W	63-49	Bloomington	2/19/73	W	75-65	Bloomington
2/23/71	W	88-79	Bloomington	3/1/03	W	63-56	Chicago	2/25/74	W	91-85	Bloomington
2/29/72	W	79-75	Bloomington	1/11/04	W	59-57	Ann Arbor	1/4/75	W	107-55	East Lansing
1/27/73	W	79-73	Ann Arbor	3/3/04	W	61-56	Bloomington	3/8/75	W	94-79	Bloomington
1/5/74	L	71-73	Ann Arbor	1/19/05	W	62-53	Bloomington	1/12/76	W	69-57	East Lansing
2/16/74	W	93-81	Bloomington	2/20/05	W	70-63	Ann Arbor	2/9/76	W	85-70	Bloomington
3/11/74	L	67-75	Champaign	1/3/06	W	70-63	Bloomington	1/17/77	L	60-61	Bloomington
1/6/75	W	90-76	Ann Arbor	3/4/06	W	69-67	Ann Arbor	2/5/77	W	81-79	East Lansing
2/3/75	W	74-48	Bloomington	1/27/07	W	76-61	Bloomington	1/30/78	W	71-66	Bloomington
1/10/76	W	80-74	Ann Arbor	2/17/07	L	55-58	Ann Arbor	2/4/78	L	59-68	East Lansing
2/7/76	W	72-67*	Bloomington	1/8/08	W	78-64	Ann Arbor	12/30/78	L	57-74	Portland
3/29/76	W	86-68	Philadelphia	1/7/09	L	66-72	Bloomington	1/18/79	L	58-82	East Lansing
2/3/77	L	84-89	Ann Arbor	12/31/09	W	71-65	Bloomington	2/15/79	L	47-59	Bloomington
2/13/77	W	73-64	Bloomington	1/14/10	L	45-69	Ann Arbor	1/12/80	W	72-64	Bloomington
1/28/78	L	73-92	Ann Arbor	1/15/11	W	80-61	Bloomington	2/21/80	W	75-72	East Lansing
2/18/78	W	71-59	Bloomington	2/12/11	L	69-73	Ann Arbor	1/8/81	W	55-43	Bloomington
2/1/79	W	68-62	Bloomington	1/5/12	W	73-71	Bloomington	3/7/81	W	69-48	East Lansing
2/10/79	L	59-60	Ann Arbor	2/1/12	L	56-68	Ann Arbor	1/7/82	L	58-65	East Lansing
1/10/80	W	63-61*	Bloomington	2/2/13	W	81-73	Bloomington	3/6/82	W	74-58	Bloomington
2/23/80	W	65-61	Ann Arbor	3/10/13	W	72-71	Ann Arbor	1/20/83	W	89-85	Bloomington
1/15/81	L	52-55*	Ann Arbor	MICHIGAN STATE			68-48	2/26/83	L	54-62	East Lansing
2/28/81	W	98-83	Bloomington	1/16/20	W	20-19	East Lansing	1/19/84	W	70-62*	East Lansing
1/14/82	W	81-51	Bloomington	12/31/38	W	37-33	East Lansing	2/26/84	L	54-57	Bloomington
2/27/82	W	78-70	Ann Arbor	12/23/47	L	60-64	East Lansing	1/5/85	L	61-68	East Lansing
1/22/83	W	93-76	Bloomington	12/6/48	W	48-36	Bloomington	3/7/85	L	58-68	Bloomington
2/24/83	L	56-69	Ann Arbor	12/10/49	W	73-58	East Lansing	1/5/86	L	74-77	Bloomington
1/21/84	L	50-55	Ann Arbor	1/2/50	W	60-50	Bloomington	3/5/86	W	97-79	East Lansing
2/23/84	W	72-57	Bloomington	1/13/51	W	47-37	East Lansing	1/8/87	W	79-60	East Lansing
1/2/85	W	87-62	Ann Arbor	3/3/52	W	70-67	Bloomington	2/4/87	W	84-80	Bloomington
3/10/85	L	71-73	Bloomington	1/5/53	W	69-62	East Lansing	1/16/88	L	74-75*	East Lansing
1/2/86	L	69-74	Bloomington	2/14/53	W	65-50	Bloomington	2/18/88	W	95-58	Bloomington
3/8/86	L	52-80	Ann Arbor	2/6/54	W	79-74	Bloomington	1/21/89	W	75-60	Bloomington
1/12/87	W	85-84	Ann Arbor	2/20/54	W	63-61	East Lansing	2/23/89	W	76-65	East Lansing
2/8/87	W	83-67	Bloomington	1/17/55	W	88-79	Bloomington	1/24/90	L	57-75	Bloomington
1/24/88	L	60-72	Bloomington	2/28/55	L	77-93	East Lansing	2/25/90	L	66-72	East Lansing
2/13/88	L	79-92	Ann Arbor	1/16/56	W	79-70	Bloomington	1/26/91	W	97-63	Bloomington
1/23/89	W	71-70	Ann Arbor	3/2/57	L	61-76	East Lansing	2/28/91	W	62-56	East Lansing
2/19/89	W	76-75	Bloomington	2/8/58	W	82-79	Bloomington	2/1/92	L	60-76	East Lansing
1/8/90	W	69-67	Bloomington	3/8/58	W	75-72	East Lansing	2/19/92	W	103-73	Bloomington
2/8/90	L	71-79	Ann Arbor					3/10/93	W	99-68	Bloomington

ALL-TIME SERIES SCORES

3/9/94	L	78-94	East Lansing	2/20/33	W	36-25	Minneapolis	1/13/75	W	79-59	Bloomington
1/11/95	W	89-82	Bloomington	2/9/35	W	48-23	Bloomington	2/10/75	W	69-54	Minneapolis
3/5/95	L	61-67	East Lansing	3/9/35	W	38-29	Minneapolis	1/24/76	W	85-76	Minneapolis
1/4/96	L	60-65	East Lansing	1/18/36	W	33-31	Minneapolis	2/21/76	W	76-64	Bloomington
3/10/96	W	57-53	Bloomington	2/1/36	W	26-23	Bloomington	1/27/77	W	60-79!	Bloomington
1/2/97	W	77-65	Bloomington	1/10/38	W	39-38	Minneapolis	2/15/77	W	61-65!	Minneapolis
3/8/97	L	60-63	East Lansing	2/21/38	L	36-37	Bloomington	1/12/78	L	62-75	Minneapolis
1/28/98	L	66-84	East Lansing	2/25/39	W	49-37	Bloomington	2/25/78	W	68-47	Bloomington
1/24/99	L	59-73	Bloomington	1/13/40	L	44-46	Minneapolis	1/11/79	L	63-80	Minneapolis
1/11/00	L	71-77*	East Lansing	2/15/41	W	44-34	Bloomington	2/24/79	W	71-46	Bloomington
2/26/00	W	81-79*	Bloomington	1/1042	L	43-63	Minneapolis	1/24/80	L	47-55	Minneapolis
1/7/01	W	59-58	Bloomington	2/28/42	W	54-45	Bloomington	2/16/80	W	67-54	Bloomington
2/20/01	L	57-66	East Lansing	2/20/43	W	51-39	Bloomington	1/29/81	W	56-53*	Minneapolis
1/8/02	W	83-65	Bloomington	2/22/43	W	40-28	Bloomington	2/21/81	W	74-63	Bloomington
2/24/02	L	54-57	East Lansing	2/18/44	L	47-48	Minneapolis	1/30/82	L	62-69	Bloomington
3/8/02	W	67-56	Indianapolis	2/19/44	W	48-47	Minneapolis	2/6/82	W	58-55	Minneapolis
1/28/03	L	54-61	East Lansing	1/20/45	W	48-46	Minneapolis	2/5/83	W	76-51	Bloomington
2/8/03	L	62-67*	Bloomington	2/3/45	L	48-56	Bloomington	2/10/83	W	63-59	Minneapolis
1/31/04	L	72-84	East Lansing	1/7/46	L	48-59	Bloomington	2/2/84	W	67-54	Minneapolis
2/27/05	W	78-74*	Bloomington	2/23/46	W	75-52	Minneapolis	2/11/84	W	74-72*	Bloomington
1/11/06	L	73-87	East Lansing	1/20/47	L	56-59	Minneapolis	1/2/85	W	89-66	Bloomington
2/26/06	W	78-71	Bloomington	1/24/48	W	65-43	Bloomington	2/28/85	W	79-68	Minneapolis
1/7/07	W	73-51	Bloomington	1/22/49	L	28-35	Minneapolis	2/1/86	W	62-54	Minneapolis
2/24/07	L	58-66	East Lansing	2/11/50	W	50-39	Bloomington	2/27/86	W	95-63	Bloomington
2/16/08	W	80-61	Bloomington	1/27/51	W	32-26	Bloomington	1/24/87	W	77-53	Minneapolis
3/2/08	L	74-103	East Lansing	2/10/51	L	54-61	Minneapolis	2/19/87	W	72-70	Bloomington
2/7/09	L	47-75	East Lansing	2/11/52	L	61-74	Minneapolis	2/4/88	W	92-63	Bloomington
3/3/09	L	59-64	Bloomington	3/1/52	W	68-52	Bloomington	3/10/88	W	91-85	Minneapolis
2/16/10	L	58-72	Bloomington	1/10/53	W	66-63	Bloomington	2/4/89	W	66-62	Bloomington
1/30/11	L	83-84*	East Lansing	3/7/53	L	63-65	Minneapolis	2/25/89	W	75-62	Minneapolis
12/28/11	L	65-80	East Lansing	1/9/54	W	71-63	Minneapolis	1/28/90	L	89-108	Minneapolis
2/28/12	W	70-55	Bloomington	2/8/54	W	90-77	Bloomington	3/1/90	L	70-75	Bloomington
1/27/13	W	75-70	Bloomington	1/10/55	L	74-88	Minneapolis	2/3/91	W	77-66	Minneapolis
2/19/13	W	72-68	East Lansing	2/14/55	L	70-80	Bloomington	3/7/91	W	75-59	Bloomington
				1/9/56	L	71-77	Minneapolis	1/9/92	W	96-50	Bloomington
				2/11/57	W	91-72	Bloomington	2/12/92	L	67-71	Minneapolis
MINNESOTA			95-67	1/13/58	W	85-64	Bloomington	1/27/93	W	61-57	Bloomington
2/17/12	L	7-34	Minneapolis	2/3/58	L	66-69	Minneapolis	2/27/93	W	86-75	Minneapolis
3/13/12	L	17-26	Bloomington	1/12/59	W	63-59	Bloomington	1/26/94	W	78-66	Bloomington
2/23/14	L	23-26	Minneapolis	2/14/59	W	62-57	Minneapolis	2/27/94	L	56-106	Minneapolis
3/7/14	L	8-28	Bloomington	2/27/60	W	78-74	Bloomington	2/8/95	W	54-64!	Bloomington
2/14/16	L	20-29	Bloomington	1/30/61	L	58-66	Minneapolis	2/6/96	W	81-66	Minneapolis
2/29/16	L	20-27	Minneapolis	1/18/62	L	100-104	Minneapolis	1/8/97	L	91-96*	Bloomington
1/11/19	L	13-35	Minneapolis	1/27/62	W	105-104*	Bloomington	3/1/97	L	72-75	Minneapolis
2/22/19	L	14-20	Bloomington	2/11/63	W	89-77	Bloomington	1/31/98	W	95-82	Bloomington
1/21/21	W	25-23	Minneapolis	3/2/63	L	73-105	Minneapolis	1/26/99	L	83-90*	Minneapolis
3/7/21	L	25-29	Bloomington	3/7/64	L	89-90*	Bloomington	1/15/00	W	86-61	Bloomington
1/23/22	L	16-19	Minneapolis	2/27/65	L	88-100	Minneapolis	2/9/00	L	75-77	Minneapolis
2/4/22	W	23-19	Bloomington	1/15/66	L	82-91	Minneapolis	1/20/01	L	74-78*	Minneapolis
1/7/23	W	33-20	Bloomington	2/28/66	L	90-96	Bloomington	2/28/01	W	89-53	Bloomington
2/10/23	L	25-29	Minneapolis	1/9/67	W	83-68	Bloomington	2/2/02	L	74-88	Minneapolis
1/12/24	W	29-23	Minneapolis	2/4/67	W	82-81	Minneapolis	3/4/03	W	74-70	Bloomington
2/8/24	W	39-25	Bloomington	1/6/68	W	74-59	Bloomington	1/24/04	W	86-81*	Minneapolis
1/9/26	W	33-28	Bloomington	2/3/68	L	75-82	Minneapolis	2/18/04	L	71-743	Bloomington
2/26/26	W	41-23	Minneapolis	2/8/69	L	83-89	Bloomington	1/26/05	L	65-70	Minneapolis
1/10/27	W	37-24	Minneapolis	2/22/69	L	79-83	Minneapolis	2/12/05	W	56-71	Bloomington
2/7/27	W	42-16	Bloomington	1/10/70	L	65-77	Minneapolis	3/11/05	L	55-71	Chicago
1/12/29	W	37-36	Minneapolis	1/12/71	W	99-73	Bloomington	1/29/06	L	42-61	Minneapolis
1/21/29	W	41-22	Bloomington	1/8/72	L	51-52	Minneapolis	2/21/07	W	71-59	Bloomington
3/3/30	W	31-25	Bloomington	2/8/72	W	61-42	Bloomington	1/17/08	W	65-60	Minneapolis
3/10/30	L	29-34	Minneapolis	1/20/73	W	83-71	Bloomington	3/5/08	W	69-55	Bloomington
1/16/32	L	35-37	Minneapolis	2/17/73	L	75-82	Minneapolis	3/14/08	L	58-59	Indianapolis
2/13/32	W	27-22	Bloomington	2/23/74	W	73-55	Minneapolis	1/25/09	L	63-67	Bloomington
2/11/33	W	31-22	Bloomington								

ALL-TIME SERIES SCORES

2/10/09	L	54-62	Minneapolis	12/15/41	W	56-29	Bloomington	NORTHEAST LOUISIANA	1-0		
1/17/10	W	81-78	Bloomington	12/30/42	W	40-39	Lincoln	11/30/97	W	103-69	Honolulu
2/20/10	L	58-81	Minneapolis	12/30/44	W	65-42	Bloomington	NORTHERN ILLINOIS	3-1		
1/4/11	L	63-67	Minneapolis	12/21/74	W	97-60	Bloomington	12/2/67	W	71-65	Bloomington
2/2/11	W	60-57	Bloomington	12/30/82	W	67-50	Indianapolis	12/1/69	W	89-81	Bloomington
1/12/12	L	74-77	Bloomington	1/18/12	L	69-70	Lincoln	2/1/71	W	113-112	Bloomington
2/26/12	W	69-50	Minneapolis	2/13/13	W	76-47	Bloomington	1/4/72	L	71-85	DeKalb
1/12/13	W	88-81	Bloomington	NEVADA	1-0			NORTHERN IOWA	1-1		
2/26/13	L	73-77	Minneapolis	12/17/60	W	80-52	Bloomington	1/13/17	W	29-13	Cedar Falls
I-Denotes game forfeited				NEW MEXICO STATE	2-0			12/22/10	L	61-67	Las Vegas
MISSISSIPPI	0-1			12/7/61	W	74-68	Bloomington	NORTH TEXAS	2-0		
11/19/09	L	71-89	San Juan	3/15/12	W	79-66	Portland	12/7/02	W	84-58	Bloomington
MISSISSIPPI STATE	1-0			NIAGARA	2-0			12/29/03	W	79-70	Denton
12/28/85	W	74-43	Indianapolis	12/27/68	W	86-83	Philadelphia	NORTHWESTERN	111-48		
MISSISSIPPI VALLEY STATE	1-0			12/7/90	W	101-64	Bloomington	1/11/1908	L	18-21	Evanston
11/16/10	W	71-54	Bloomington	NICHOLLS STATE	1-0			1/31/1908	W	36-10	Bloomington
MISSOURI	9-9			12/18/05	W	99-65	Bloomington	1/16/09	L	12-16	Evanston
1/4/29	W	41-29	Bloomington	NORTH CAROLINA	8-5			1/22/10	W	29-22	Evanston
12/6/54	L	61-64	Bloomington	12/11/61	W	76-70	Greensboro	2/12/10	W	18-10	Bloomington
12/17/55	W	81-78	Columbia	12/15/62	W	90-76	Bloomington	2/24/11	W	33-19	Evanston
12/14/57	L	73-78	Columbia	12/7/63	L	70-77	Charlotte	3/11/11	W	41-12	Bloomington
12/13/58	W	87-72	Bloomington	12/7/64	W	107-81	Bloomington	2/1/13	L	21-26	Bloomington
12/7/59	L	76-79	Columbia	12/22/79	L	57-61	Bloomington	2/15/13	L	18-27	Evanston
12/12/60	W	66-55	Bloomington	12/20/80	L	56-65	Chapel Hill	1/17/14	L	33-48	Evanston
12/10/62	L	52-53	Bloomington	3/30/81	W	63-50	Philadelphia	2/13/14	L	16-40	Bloomington
12/14/63	W	100-76	Bloomington	3/22/84	W	72-68	Atlanta	1/16/15	L	22-30	Evanston
12/5/66	W	77-65	Bloomington	11/25/88	L	92-106	New York	2/6/15	W	31-25	Bloomington
12/4/67	W	78-69	Columbia	12/21/99	W	82-73	East Rutherford	2/19/16	L	26-40	Bloomington
12/7/68	W	58-51	Bloomington	11/28/01	W	79-66	Chapel Hill	2/28/16	L	20-38	Evanston
12/6/69	L	96-109	Columbia	12/1/04	L	63-70	Bloomington	1/31/20	W	32-11	Bloomington
3/17/95	L	60-65	Boise, Idaho	11/27/12	W	83-59	Bloomington	3/6/20	L	34-36	Evanston
12/7/99	W	73-68	Bloomington	NORTH CAROLINA CENTRAL	3-0			1/17/21	W	31-10	Bloomington
12/18/00	L	63-68	Bloomington	12/19/09	W	81-58	Bloomington	2/19/21	W	23-21	Evanston
12/06/03	L	58-63	Bloomington	11/23/10	W	72-56	Bloomington	1/14/22	W	21-13	Evanston
12/19/04	L	53-56	Columbia	2/22/12	W	75-56	Bloomington	2/1822	L	16-25	Bloomington
MONTANA STATE	2-0			NORTH CAROLINA STATE	3-0			1/20/23	L	26-30	Evanston
12/18/53	W	74-54	Bozeman	12/16/67	W	101-97*	Raleigh	2/3/23	W	31-25	Bloomington
11/29/86	W	90-55	Bloomington	12/14/68	W	77-62	Bloomington	1/25/24	W	39-24	Evanston
MOREHEAD STATE	4-0			11/30/11	W	86-75	Raleigh	2/12/24	W	30-13	Bloomington
12/2/78	W	80-37	Bloomington	NORTH DAKOTA STATE	1-0			1/18/26	W	39-31	Evanston
12/20/86	W	84-62	Bloomington	11/12/12	W	87-61	Bloomington	3/2/26	W	34-28	Bloomington
12/9/94	W	79-62	Bloomington	UNC GREENSBORO	1-0			1/17/27	W	36-24	Evanston
12/23/03	W	77-57	Bloomington	11/21/03	W	71-63	Bloomington	3/5/27	W	44-25	Bloomington
MOUNT ST. MARY'S	1-0			UNC WILMINGTON	3-0			2/5/29	L	30-31	Bloomington
12/19/12	W	93-54	Bloomington	12/12/86	W	73-72	Bloomington	2/25/29	L	26-28	Evanston
MURRAY STATE	3-0			3/16/02	W	76-67	Sacramento	1/18/30	W	36-22	Bloomington
12/10/77	W	85-61	Bloomington	11/20/07	W	95-71	Bloomington	2/12/30	W	39-31	Evanston
12/1/80	W	59-41	Bloomington	NORTHEASTERN	2-1			1/9/32	L	23-29	Evanston
11/18/92	W	103-80	Bloomington	11/23/90	W	100-78	Lahaina, Maui	2/8/32	L	25-29	Bloomington
NEBRASKA	9-2			12/28/01	W	103-65	Indianapolis	2/6/33	L	28-32	Bloomington
2/5/20	W	24-20	Lincoln	12/22/08	L	42-55	Bloomington	2/27/33	L	32-45	Evanston
2/6/20	L	18-38	Lincoln					2/23/35	W	36-32	Bloomington
12/23/37	W	43-42	Lincoln					3/2/35	L	22-40	Evanston
12/15/39	W	49-39	Lincoln					1/11/36	W	27-24	Bloomington

ALL-TIME SERIES SCORES

1/13/41	W	52-32	Bloomington	1/10/85	W	77-50	Bloomington	NORTHWESTERN STATE	3-0		
1/3/42	L	40-50	Evanston	2/9/85	W	78-59	Evanston	11/15/08	W	83-65	Bloomington
3/2/42	L	45-49	Bloomington	1/9/86	W	102-65	Evanston	11/28/09	W	90-72	Bloomington
2/17/47	W	69-43	Bloomington	2/8/86	W	77-52	Bloomington	11/26/10	W	100-66	Bloomington
2/21/48	L	42-47	Chicago	1/17/87	W	95-43	Bloomington	NOTRE DAME	48-21		
2/14/49	W	56-41	Bloomington	2/11/87	W	77-75	Evanston	2/19/1908	L	20-21	Bloomington
2/4/50	W	64-59	Chicago	1/11/88	L	64-66	Evanston	3/3/19	W	29-11	Bloomington
2/17/51	W	94-63	Bloomington	2/11/88	W	74-45	Bloomington	1/7/23	W	33-18	Bloomington
2/16/52	W	96-85	Evanston	1/14/89	W	92-76	Bloomington	2/16/24	W	21-20	Bloomington
2/7/53	W	88-84	Evanston	2/9/89	W	74-56	Evanston	12/21/29	W	29-17	South Bend
2/28/53	W	90-88*	Bloomington	1/11/90	W	77-63	Evanston	1/7/30	L	29-30	Bloomington
2/13/54	L	90-100*	Evanston	2/10/90	W	98-75	Evanston	2/3/31	L	20-25	Bloomington
2/19/55	L	78-85	Bloomington	1/5/91	W	99-58	Bloomington	12/12/32	W	23-18	South Bend
1/2/56	W	94-81	Bloomington	2/7/91	W	105-74	Evanston	12/9/47	L	60-70	Bloomington
2/25/56	W	84-82	Evanston	1/18/92	W	96-62	Evanston	1/1/48	W	72-46	Indianapolis
2/4/57	W	74-56	Bloomington	2/15/92	W	91-60	Bloomington	12/28/48	W	50-47	Indianapolis
2/16/57	W	87-74	Evanston	1/30/93	W	93-71	Evanston	12/29/49	W	79-69	Indianapolis
1/4/58	W	68-65	Bloomington	3/4/93	W	98-69	Bloomington	12/23/50	W	64-56	Indianapolis
1/10/59	W	76-69	Evanston	1/22/94	W	81-76	Bloomington	12/28/51	W	67-54	Indianapolis
1/4/60	L	57-61	Evanston	2/24/94	W	81-74	Evanston	12/6/52	L	70-71	South Bend
2/1/60	W	76-58	Bloomington	2/4/95	W	88-67	Evanston	3/14/53	W	79-66	Chicago
2/4/61	W	90-78	Bloomington	2/4/96	W	95-61	Bloomington	12/14/53	W	66-55	Bloomington
2/27/61	L	58-60*	Evanston	1/15/97	W	66-63	Evanston	3/12/54	L	64-65	Iowa City
1/29/62	W	72-71	Evanston	2/22/97	W	64-49	Bloomington	12/11/54	W	73-70	South Bend
2/2/63	L	87-100	Bloomington	1/14/98	W	76-58	Evanston	1/30/56	W	81-76	Bloomington
1/6/64	L	65-79	Evanston	2/14/98	W	73-55	Bloomington	1/29/57	L	82-94	South Bend
3/9/64	W	76-68	Bloomington	1/13/99	W	81-78	Bloomington	12/28/57	L	74-89	Indianapolis
1/9/65	W	86-73	Bloomington	2/13/99	W	69-62*	Evanston	3/14/58	L	87-89	Lexington
2/13/65	W	86-76	Evanston	2/5/00	W	89-67	Evanston	12/26/58	L	67-73	Indianapolis
2/19/66	L	82-83	Bloomington	2/14/01	W	78-54	Bloomington	12/23/59	W	71-60	Indianapolis
2/18/67	W	81-79	Evanston	1/2/02	W	59-44	Evanston	12/20/61	W	74-69	Ft. Wayne
1/13/68	L	81-86	Bloomington	3/2/02	W	79-67	Bloomington	1/2/62	W	122-95	Ft. Wayne
2/27/68	L	66-73*	Evanston	1/15/03	W	71-57	Bloomington	1/2/63	L	70-73	Ft. Wayne
1/14/69	W	87-70	Bloomington	2/5/03	L	61-74	Evanston	12/4/63	W	108-102	Ft. Wayne
2/15/69	L	88-91	Evanston	1/17/04	W	73-62	Bloomington	12/21/64	W	107-81	Ft. Wayne
2/3/70	W	80-78	Bloomington	2/25/04	L	59-63	Evanston	12/21/65	W	80-58	Ft. Wayne
2/28/70	L	66-75	Evanston	1/5/05	L	52-73	Evanston	12/20/66	W	96-91	Ft. Wayne
1/9/71	W	101-90	Evanston	3/5/05	W	77-55	Bloomington	12/19/67	W	96-91	Ft. Wayne
2/27/71	W	97-74	Bloomington	2/1/06	W	72-63	Bloomington	12/21/68	L	94-104	South Bend
3/7/72	W	72-67	Evanston	2/28/07	W	69-65	Evanston	12/20/69	L	88-89	Bloomington
2/3/73	W	83-65	Bloomington	2/3/08	W	75-63	Bloomington	12/15/70	W	106-103	South Bend
1/14/74	W	72-67	Bloomington	2/23/08	W	85-82	Evanston	12/18/71	W	94-29	Bloomington
1/26/74	W	82-53	Evanston	1/28/09	L	75-77	Evanston	12/12/72	W	69-67	South Bend
1/18/75	W	82-56	Evanston	2/25/09	L	53-75	Bloomington	12/11/73	L	67-73	Bloomington
2/15/75	W	82-58	Bloomington	2/7/10	L	61-78	Evanston	12/11/74	W	94-84	South Bend
1/5/76	W	78-61	Bloomington	3/6/10	W	88-80	Bloomington	12/11/75	W	63-60	Bloomington
3/1/76	W	76-63	Evanston	3/11/10	L	58-73	Indianapolis	12/14/76	L	65-78	South Bend
1/13/77	W	78-53	Evanston	1/9/11	L	81-93	Evanston	12/14/77	W	67-66	Bloomington
1/26/77	W	69-54	Bloomington	2/19/11	L	64-70	Bloomington	12/9/80	L	64-68	South Bend
2/2/78	W	86-70	Bloomington	2/15/12	W	71-66	Bloomington	12/1/81	W	69-55	Bloomington
2/11/78	W	86-62	Evanston	1/20/13	W	67-59	Evanston	12/7/82	W	68-52	South Bend
1/20/79	W	74-45	Bloomington					11/29/83	W	80-72	Bloomington
2/8/79	W	82-57	Evanston					12/4/84	L	63-74	South Bend
1/19/80	W	81-72	Evanston					12/3/85	W	82-67	Bloomington
2/7/80	W	83-69	Bloomington					12/2/86	W	67-62	South Bend
1/24/81	W	93-56	Evanston					12/1/87	W	76-59	Bloomington
2/12/81	W	86-52	Bloomington					12/6/88	L	71-84	South Bend
1/9/82	L	61-75	Evanston					12/5/89	W	81-72	Bloomington
3/4/82	W	79-49	Bloomington					11/28/90	W	70-67	South Bend
1/26/83	W	78-73	Chicago					12/3/91	W	78-46	Bloomington
2/19/83	W	74-65	Bloomington					12/8/92	W	75-70	South Bend
1/26/84	W	57-44	Bloomington					12/7/93	W	101-82	Bloomington
2/18/84	L	51-63	Evanston								

ALL-TIME SERIES SCORES

11/29/94	L	79-80*	South Bend	3/4/33	W	40-28	Bloomington	2/14/70	L	83-100	Bloomington
11/28/95	W	73-53	Bloomington	1/13/34	W	38-22	Bloomington	12/30/70	W	85-77	Portland
12/2/96	W	76-75	South Bend	1/20/34	L	24-27	Columbus	3/9/71	L	75-91	Columbus
12/3/97	W	91-80	Bloomington	2/15/36	L	34-43	Bloomington	1/22/72	L	74-80	Columbus
12/1/98	W	76-72*	South Bend	3/2/36	W	40-34	Columbus	3/4/72	W	65-57	Bloomington
11/30/99	W	81-64*	Bloomington	1/18/37	W	43-36	Bloomington	1/13/73	W	81-67	Bloomington
12/5/00	W	86-78	South Bend	2/13/37	L	44-48	Columbus	2/5/73	L	69-70	Columbus
12/4/01	W	76-75	Bloomington	1/7/39	L	38-45	Bloomington	3/2/74	L	79-85	Columbus
12/10/03	W	66-63	South Bend	2/6/39	W	46-34	Columbus	12/27/74	W	102-71	Honolulu
12/8/04	L	45-55	Bloomington	2/26/40	L	26-44	Columbus	2/1/75	W	72-66	Columbus
11/24/08	L	50-88	Lahaina, Maui	3/4/40	W	52-31	Bloomington	3/1/75	W	86-78	Bloomington
12/17/11	W	69-58	Indianapolis	2/3/41	W	45-25	Bloomington	1/3/76	W	66-64	Columbus
				2/17/41	W	40-33	Columbus	3/6/76	W	96-67	Bloomington
OHIO			9-5	2/2/42	W	46-43	Columbus	1/22/77	W	79-56	Columbus
12/3/55	W	93-74	Bloomington	2/7/42	W	48-23	Bloomington	3/5/77	W	75-69	Bloomington
12/2/57	L	68-76	Bloomington	1/9/43	W	45-37	Bloomington	1/19/78	W	77-63	Bloomington
12/12/59	W	80-68	Bloomington	1/11/43	W	61-31	Columbus	2/16/78	W	83-70	Columbus
12/1/64	W	81-70	Bloomington	1/14/44	L	46-72	Columbus	1/27/79	L	63-66*	Columbus
12/7/66	L	90-91*	Bloomington	1/15/44	L	38-74	Columbus	2/23/79	W	70-62	Bloomington
12/9/67	W	89-63	Bloomington	2/17/45	L	45-63	Bloomington	3/19/79	W	64-55	New York
12/3/68	L	70-80	Athens	2/24/45	L	52-85	Columbus	1/3/80	L	58-59	Columbus
12/15/69	L	83-89	Bloomington	1/19/46	W	44-39	Bloomington	3/2/80	W	76-73*	Bloomington
12/18/70	W	97-88	Bloomington	2/9/46	L	52-53*	Columbus	1/18/81	W	67-60	Columbus
12/15/71	L	70-79	Bloomington	1/6/47	W	62-39	Columbus	2/26/81	W	74-58	Bloomington
12/16/72	W	89-68	Bloomington	2/24/47	W	46-43	Bloomington	1/16/82	W	66-61	Bloomington
12/1/84	W	90-73	Bloomington	1/12/48	W	71-54	Bloomington	2/25/82	L	65-68	Columbus
12/28/90	W	102-64	Indianapolis	2/23/48	L	45-60	Columbus	1/8/83	L	67-70	Columbus
3/18/94	W	84-72	Landover, Md.	2/7/49	L	59-72	Columbus	3/12/83	W	81-60	Bloomington
				2/21/49	W	65-45	Bloomington	1/7/84	W	73-62	Columbus
OHIO STATE			103-79	2/6/50	L	55-56	Bloomington	3/10/84	W	53-49	Bloomington
3/4/1905	L	12-66	Bloomington	2/20/50	L	65-75	Columbus	1/19/85	L	84-86	Columbus
1/29/12	W	34-19	Columbus	1/6/51	W	77-62	Columbus	2/14/85	L	63-72	Bloomington
1/25/13	L	22-34	Columbus	1/22/51	W	69-59	Bloomington	1/15/86	W	69-66	Bloomington
3/7/13	L	17-19	Bloomington	1/7/52	L	72-73	Columbus	2/16/86	W	84-75	Columbus
1/31/14	L	17-43	Columbus	2/25/52	W	95-80	Bloomington	1/4/87	W	92-80	Columbus
2/28/14	L	19-28	Bloomington	1/12/53	W	88-68	Columbus	3/7/87	W	90-81	Bloomington
2/12/16	W	26-17	Bloomington	2/21/53	W	81-67	Bloomington	1/27/88	W	75-71	Columbus
2/22/16	W	29-26	Columbus	1/18/54	W	94-72	Bloomington	3/5/88	W	85-77	Bloomington
2/24/17	W	24-19	Columbus	2/27/54	W	84-68	Columbus	1/4/89	W	75-65	Bloomington
3/2/17	L	14-30	Bloomington	2/5/55	L	87-90	Columbus	3/8/89	W	73-66	Columbus
2/11/18	L	22-28	Bloomington	3/5/55	W	84-66	Bloomington	1/4/90	L	67-69	Columbus
2/12/18	L	21-23	Columbus	2/4/56	L	82-100	Columbus	3/8/90	W	77-66	Bloomington
2/7/19	L	21-22	Bloomington	2/9/57	W	69-59	Bloomington	1/21/91	L	85-93	Bloomington
2/15/19	W	37-31	Columbus	2/17/58	L	83-93	Bloomington	2/17/91	L	95-97**	Columbus
1/10/20	W	22-11	Columbus	2/22/58	W	88-83	Columbus	1/14/92	W	91-83	Bloomington
2/28/20	W	17-16	Bloomington	2/2/59	W	122-92	Columbus	2/23/92	W	86-80	Columbus
1/8/21	W	29-21	Columbus	2/23/59	L	83-92	Bloomington	1/24/93	W	96-69	Bloomington
2/14/21	W	33-11	Bloomington	1/9/60	L	95-96	Columbus	2/23/93	L	77-81*	Columbus
1/20/22	L	17-23	Columbus	2/29/60	W	99-83	Bloomington	2/2/94	W	87-83*	Bloomington
2/27/22	L	18-20	Bloomington	2/6/61	L	65-100	Columbus	3/6/94	L	78-82	Columbus
2/2/24	W	31-29	Bloomington	2/20/61	L	69-73	Bloomington	1/28/95	W	90-75	Bloomington
2/18/24	L	27-31	Columbus	3/10/62	L	65-90	Columbus	2/14/95	W	69-52	Columbus
1/10/25	L	22-30	Columbus	3/9/63	W	87-85*	Bloomington	1/6/96	W	89-67	Bloomington
3/7/25	L	26-28	Bloomington	2/8/64	L	96-98*	Bloomington	3/6/96	W	73-56	Columbus
2/22/27	L	18-27	Bloomington	2/29/64	L	69-73	Columbus	1/30/97	L	67-73	Columbus
3/9/27	W	36-31	Columbus	1/16/65	W	84-72	Columbus	2/8/97	W	93-76	Bloomington
2/13/28	W	43-26	Bloomington	3/1/65	W	110-90	Bloomington	1/10/98	W	83-66	Bloomington
2/22/28	W	52-17	Columbus	2/14/66	W	81-61	Bloomington	2/19/98	W	74-72	Columbus
2/8/30	W	26-22	Columbus	1/14/67	W	81-80	Columbus	3/5/98	W	78-71	Chicago
3/1/30	W	27-15	Bloomington	2/5/68	L	77-78	Bloomington	1/9/99	L	56-73	Columbus
1/12/31	W	23-21	Bloomington	3/2/68	L	93-107	Columbus	2/17/99	L	67-69	Bloomington
3/2/31	L	15-31	Columbus	1/4/69	L	82-90	Bloomington	2/19/00	L	71-82	Bloomington
1/7/33	L	28-35	Columbus	3/4/69	L	86-108	Columbus	1/31/01	W	70-67	Columbus

ALL-TIME SERIES SCORES

1/19/02	L	67-73	Columbus	PENNSYLVANIA	3-1	PRINCETON	2-2				
2/20/02	W	63-57	Bloomington	12/13/28	W	34-26	Bloomington	12/27/69	L	76-82	Los Angeles
1/11/03	L	69-81	Columbus	12/21/29	L	21-26	Philadelphia	3/18/72	L	60-68	New York City
1/21/03	W	69-51	Bloomington	12/30/31	W	24-20	Philadelphia	12/26/86	W	83-54	Indianapolis
1/20/04	W	69-61	Columbus	12/28/87	W	94-54	Indianapolis	11/20/96	W	59-49	Bloomington
2/21/04	L	56-59	Bloomington	PENN STATE	33-9	PROVIDENCE	1-0				
3/11/04	W	83-69	Indianapolis	11/26/78	W	86-65	Anchorage	3/26/73	W	97-79	St. Louis
1/22/05	W	67-60	Bloomington	12/12/81	W	80-51	Bloomington	PURDUE	89-112		
2/15/05	L	44-57	Columbus	1/9/93	W	105-57	Bloomington	3/11/1901	L	19-23	Bloomington
1/7/06	W	81-79	Bloomington	2/9/93	W	88-84**	University Park	3/15/1901	L	15-20	West Lafayette
3/11/06	L	51-52	Indianapolis	1/8/94	W	80-72	Bloomington	2/15/1902	L	8-32	Bloomington
1/2/07	L	67-74	Columbus	2/5/94	W	76-66	University Park	3/7/1902	L	25-71	West Lafayette
2/10/08	W	59-53	Columbus	1/18/95	W	71-69	University Park	1/30/1903	L	13-17	Bloomington
2/26/08	W	72-69	Bloomington	2/25/95	W	73-60	Bloomington	3/6/1903	L	16-52	West Lafayette
1/13/09	L	53-77	Columbus	1/27/96	L	68-82	University Park	2/12/1904	L	18-31	Bloomington
1/31/09	L	81-93	Bloomington	2/14/96	W	72-54	Bloomington	3/5/1904	L	21-22	West Lafayette
1/6/10	L	55-79	Columbus	1/26/97	W	70-55	University Park	1/14/1905	L	20-38	West Lafayette
2/10/10	L	52-69	Bloomington	2/11/97	W	81-57	Bloomington	2/18/1905	W	29-14	Bloomington
12/31/10	L	67-85	Bloomington	2/4/98	W	95-76	Bloomington	2/10/1906	L	25-27	West Lafayette
2/27/11	L	61-82	Columbus	1/31/99	W	98-95**	University ark	3/10/1906	W	30-27	Bloomington
12/31/11	W	74-70	Bloomington	1/8/00	W	85-78	University Park	2/7/1908	L	14-16	West Lafayette
1/15/12	L	63-80	Columbus	2/2/00	W	87-77	Bloomington	2/26/1908	W	26-21	Bloomington
2/10/13	W	81-68	Columbus	1/17/01	W	77-69	Bloomington	2/9/09	L	14-28	Bloomington
3/5/13	L	58-67	Bloomington	2/3/01	W	85-78*	University Park	3/13/09	L	13-30	West Lafayette
				1/5/02	W	61-54	Bloomington	2/8/10	L	18-23	Bloomington
OKLAHOMA			4-1	1/23/02	W	85-51	University Park	3/1/10	L	15-62	West Lafayette
12/7/64	W	87-69	Bloomington	1/8/03	W	78-65	Bloomington	1/31/11	L	33-37	Bloomington
12/4/65	L	82-83	Norman	3/8/03	L	66-74	University Park	3/4/11	L	16-21	West Lafayette
3/20/82	W	63-49	Evansville	3/13/03	W	77-49	Chicago	2/3/12	L	18-54	Bloomington
3/12/98	W	94-87*	Washington D.C.	2/11/04	W	75-56	University Park	3/3/12	L	11-45	West Lafayette
3/30/02	W	73-64	Atlanta	2/2/05	W	68-63	Bloomington	1/24/13	L	19-34	West Lafayette
				2/15/06	L	68-71	University Park	3/15/13	L	21-32	Bloomington
OLD DOMINION			1-0	2/22/06	W	69-65	Bloomington	2/9/14	L	13-35	West Lafayette
12/29/71	W	88-86	Norfolk	1/13/07	W	84-74	University Park	3/3/14	W	30-28	Bloomington
				3/3/07	W	94-63	Bloomington	2/16/15	L	12-15	Bloomington
ORAL ROBERTS			2-0	1/20/08	W	81-65	Bloomington	3/2/15	L	15-26	West Lafayette
12/15/80	W	65-56	Indianapolis	3/9/08	L	64-68*	University Park	1/15/16	L	17-26	West Lafayette
12/31/04	W	69-68	Bloomington	1/17/09	L	55-65	Bloomington	3/11/16	W	39-29	Bloomington
				2/28/09	L	58-61	University Park	12/28/17	L	15-22	Bloomington
OREGON			3-0	3/12/09	L	51-66	Indianapolis	2/6/17	L	18-24	West Lafayette
12/30/66	W	102-64	Portland	1/21/10	W	67-61	University Park	1/23/20	L	9-17	Bloomington
12/29/73	W	56-47	Portland	12/27/10	L	60-69	Bloomington	2/25/20	L	20-31	West Lafayette
12/28/78	W	68-60	Portland	3/10/11	L	55-61	Indianapolis	1/28/21	L	19-27	West Lafayette
				1/8/12	W	88-82	University Park	3/3/21	L	20-29	Bloomington
OREGON STATE			7-6	1/22/12	W	73-54	Bloomington	2/11/22	L	19-24	Bloomington
12/19/49	W	65-60	Corvallis	3/8/12	W	75-58	Indianapolis	2/25/22	L	9-20	West Lafayette
12/20/49	W	58-53	Corvallis	1/7/13	W	74-51	University Park	12/31/22	W	31-26	West Lafayette
12/9/50	W	72-45	Bloomington	1/23/13	W	72-49	Bloomington	3/15/23	L	29-31	Bloomington
12/21/53	W	76-72	Corvallis	PEPPERDINE	1-2	PRINCETON	1-2				
12/22/53	L	51-67	Eugene	11/24/78	L	58-59	Anchorage	2/4/25	W	39-36	Bloomington
12/23/57	L	51-62	Bloomington	3/17/00	L	57-77	Buffalo	2/27/25	L	29-39	West Lafayette
12/19/58	W	57-53	Corvallis	11/14/00	W	80-68	Bloomington	2/13/26	W	37-34	Bloomington
12/20/58	L	69-73	Corvallis	PITTSBURGH	4-4	PRINCETON	1-2				
12/20/63	L	57-70	Corvallis	1/1/29	L	31-52	Pittsburgh	2/19/26	L	29-31	West Lafayette
12/21/63	L	52-56	Portland	12/13/29	L	31-35	Bloomington	1/24/28	L	25-28	West Lafayette
12/27/66	W	71-60	Portland	1/1/31	W	27-19	Pittsburgh	2/20/28	W	40-37	Bloomington
12/28/73	L	48-61	Portland	12/16/31	L	24-29	Bloomington	1/19/29	L	23-29	Bloomington
3/20/75	W	81-71	Dayton	12/18/39	W	51-35	Bloomington	2/18/29	L	16-30	West Lafayette
				12/26/41	W	50-41	Pittsburgh	2/7/31	L	23-30	Bloomington
				3/23/03	L	52-74	Boston	2/14/31	L	15-28	West Lafayette
				12/08/09	W	74-64	New York	1/4/32	L	30-49	West Lafayette
								2/22/32	L	29-42	Bloomington
								1/15/34	L	13-47	Bloomington

ALL-TIME SERIES SCORES

3/3/34	L	28-55	West Lafayette	2/6/71	L	81-85	Bloomington	1/31/02	W	66-52	Bloomington
2/18/35	L	38-44	West Lafayette	2/26/72	L	69-70	West Lafayette	12/14/02	W	66-63	Indianapolis
2/25/35	W	41-35	Bloomington	3/11/72	W	62-48	Bloomington	1/25/03	L	47-69	West Lafayette
1/16/37	L	30-41	Bloomington	2/10/73	L	69-72	West Lafayette	1/27/04	W	63-58	Bloomington
2/27/37	L	45-69	West Lafayette	3/10/73	W	77-72	Bloomington	2/14/04	L	71-56	West Lafayette
2/5/38	L	36-38	West Lafayette	3/9/74	W	80-79	Bloomington	1/15/05	W	75-73**	West Lafayette
2/26/38	L	36-50	Bloomington	1/25/75	W	104-71	Bloomington	2/22/05	W	79-62	Bloomington
1/16/39	W	39-36	Bloomington	2/22/75	W	83-82	West Lafayette	1/21/06	W	62-49	Bloomington
2/27/39	L	34-45	West Lafayette	1/19/76	W	71-67	Bloomington	3/1/06	W	70-59	West Lafayette
2/10/40	W	46-39	Bloomington	2/16/76	W	74-71	West Lafayette	1/10/07	W	85-58	Bloomington
3/4/40	W	51-45	West Lafayette	1/6/77	L	63-80	Bloomington	2/15/07	L	68-81	West Lafayette
2/1/41	L	36-40	West Lafayette	2/20/77	L	78-86	West Lafayette	2/19/08	W	77-68	Bloomington
3/1/41	W	47-29	Bloomington	1/21/78	L	67-77	West Lafayette	2/21/09	L	67-81	West Lafayette
1/12/42	W	40-39	Bloomington	2/9/78	W	65-64	Bloomington	2/4/10	L	75-78	Bloomington
1/30/43	W	53-35	Bloomington	1/6/79	W	63-54	Bloomington	3/4/10	L	55-74	West Lafayette
3/1/43	L	38-41	West Lafayette	3/1/79	L	48-55	West Lafayette	2/8/11	L	53-67	West Lafayette
1/8/44	L	43-62	West Lafayette	3/21/79	W	53-52	New York	2/23/11	L	61-72	Bloomington
3/4/44	W	51-45	Bloomington	1/26/80	W	69-58	Bloomington	2/4/12	W	78-61	West Lafayette
1/17/45	W	51-50	Bloomington	2/2/80	L	51-56	West Lafayette	3/4/12	W	85-74	Bloomington
2/7/45	L	48-62	West Lafayette	3/13/80	L	69-76	Lexington	1/30/13	W	97-60	West Lafayette
1/16/46	L	38-49	West Lafayette	1/31/81	W	69-61	Bloomington	2/16/13	W	83-55	Bloomington
2/16/46	W	57-47	Bloomington	2/7/81	L	66-68	West Lafayette				
1/13/47	W	62-46	Bloomington	1/23/82	W	77-55	Bloomington	RICHMOND			2-1
3/3/47	L	54-38	West Lafayette	2/20/82	L	65-76	West Lafayette	3/17/84	W	75-67	Charlotte
1/5/48	L	49-58	West Lafayette	1/15/83	W	81-78	West Lafayette	3/19/85	W	75-53	Bloomington
2/28/48	L	49-51	Bloomington	3/3/83	W	64-41	Bloomington	3/18/88	L	69-72	Hartford
1/17/49	W	56-42	Bloomington	1/14/84	L	66-74	Bloomington				
2/19/49	W	56-50	West Lafayette	2/29/84	W	78-59	West Lafayette	ROBERT MORRIS			1-0
1/21/50	W	49-39	West Lafayette	1/24/85	L	52-62	West Lafayette	3/11/81	W	94-62	Nashville
2/18/50	W	60-50	Bloomington	2/23/85	L	63-72	Bloomington				
1/20/51	W	77-56	West Lafayette	1/23/86	W	71-70	Bloomington	RUTGERS			1-0
2/24/51	W	68-53	Bloomington	2/23/86	L	68-85	West Lafayette	12/28/80	W	55-50	Honolulu
1/19/52	W	82-77	West Lafayette	1/31/87	W	88-77	Bloomington				
2/9/52	W	93-70	Bloomington	2/26/87	L	64-75	West Lafayette	SAINT LOUIS			3-2
1/19/53	W	88-75	West Lafayette	1/30/88	W	82-79	Bloomington	12/17/33	W	47-32	St. Louis
2/23/53	W	113-78	Bloomington	2/21/88	L	85-95	West Lafayette	12/27/54	L	78-80	St. Louis
1/11/54	W	73-67	Bloomington	1/9/89	W	74-73	West Lafayette	12/12/55	L	75-86	Bloomington
2/15/54	W	86-50	West Lafayette	2/12/89	W	64-62	Bloomington	12/28/64	W	98-68	Memphis
2/21/55	W	75-62	Bloomington	1/13/90	L	79-81*	Bloomington	12/22/96	W	70-54	Bloomington
2/26/55	L	67-92	West Lafayette	1/19/90	L	49-72	West Lafayette				
3/3/56	L	71-73	Bloomington	1/14/91	W	65-62	West Lafayette	SAM HOUSTON STATE			1-0
1/12/57	L	64-70	West Lafayette	2/10/91	W	81-63	Bloomington	11/15/12	W	99-45	Bloomington
1/6/58	L	66-68	West Lafayette	1/28/92	W	106-65	Bloomington				
3/1/58	W	109-95	Bloomington	3/15/92	L	59-61	West Lafayette	SAN DIEGO			1-0
1/5/59	W	77-69	Bloomington	1/19/93	W	74-65	West Lafayette	12/8/90	W	91-64	Bloomington
2/16/59	L	89-94	West Lafayette	2/21/93	W	93-78	Bloomington				
1/2/60	L	76-79	Bloomington	1/18/94	L	76-83*	West Lafayette	SAN DIEGO STATE			1-0
2/13/61	L	55-64	West Lafayette	2/19/94	W	82-80	Bloomington	3/16/06	W	87-83*	Salt Lake City
2/10/62	L	93-105	West Lafayette	1/31/95	L	66-76	West Lafayette				
3/3/62	W	88-71	Bloomington	2/12/95	W	82-73	Bloomington	SAN FRANCISCO			2-0
1/7/63	W	85-71	Bloomington	1/16/96	L	69-74	West Lafayette	12/22/97	W	65-52	Oakland
1/28/63	W	74-73	West Lafayette	2/25/96	L	72-74	Bloomington	12/20/98	W	106-54	Bloomington
2/1/64	L	84-87	West Lafayette	1/18/97	L	53-70	West Lafayette				
2/22/64	W	92-79	Bloomington	2/18/97	L	87-89*	Bloomington	SAN JOSE STATE			1-0
2/22/65	L	70-82	West Lafayette	1/18/98	W	94-88	Bloomington	12/29/70	W	86-76	Portland
3/6/65	W	90-79	Bloomington	2/10/98	L	89-94	West Lafayette				
2/21/66	L	68-77	West Lafayette	3/6/98	L	71-76	Chicago	SANTA CLARA			3-0
3/11/67	W	95-82	Bloomington	1/16/99	W	87-76	West Lafayette	12/10/88	W	64-49	Bloomington
1/16/68	L	60-89	West Lafayette	2/9/99	L	81-86	Bloomington	11/24/90	W	73-69	Lahaina, Maui
3/9/68	L	64-68	Bloomington	1/22/00	L	77-83	West Lafayette	12/14/96	W	86-74	Bloomington
2/18/69	L	95-96	Bloomington	2/29/00	W	79-65	Bloomington				
3/8/69	L	76-120	West Lafayette	1/23/01	W	66-55	Bloomington				
2/10/70	L	80-98	West Lafayette	3/3/01	W	74-58	West Lafayette				

ALL-TIME SERIES SCORES

SAVANNAH STATE	2-0	ST. BONAVENTURE	1-0	TEXAS A&M	3-1
12/4/10 W 79-57	Bloomington	12/28/88 W 103-66	Indianapolis	12/14/74 W 90-55	Indianapolis
11/19/11 W 94-65	Bloomington			11/25/78 L 49-54	Anchorage
SETON HALL	2-1	ST. JOHN'S	4-2	12/16/83 W 73-48	Bloomington
3/23/89 L 65-78	Denver	2/1/52 L 55-65	Bloomington	12/28/89 W 94-66	Indianapolis
11/27/92 W 78-74	New York	12/28/75 W 76-69	New York		
11/7/98 W 83-69	Indianapolis	3/13/76 W 90-70	South Bend		
SMU	1-2	12/21/91 W 82-77	New York	UTEP	6-2
12/13/54 L 78-83	Bloomington	12/23/92 W 105-80	Bloomington	12/29/72 L 65-74	El Paso
12/29/67 L 84-91	Dallas	3/13/99 L 61-86	Orlando	3/15/75 W 78-52	Lexington
12/17/77 W 56-51	Indianapolis			12/8/79 W 75-43	Bloomington
SOUTH ALABAMA	3-0	ST. JOSEPH'S (PA.)	2-2	12/4/82 W 65-54	Bloomington
12/8/89 W 96-67	Bloomington	12/30/68 L 72-80	Philadelphia	12/10/83 L 61-65	El Paso
12/13/97 W 64-56	Bloomington	3/22/81 W 78-46	Bloomington	12/17/88 W 81-63	Bloomington
11/17/00 W 70-62	Bloomington	12/15/84 W 81-44	Bloomington	3/19/89 W 92-69	Tucson
		11/25/08 L 54-80	Philadelphia	12/16/89 W 69-66	El Paso
SOUTH CAROLINA	2-1	ST. MARY'S (CALIF.)	1-0	TEXAS-PAN AMERICAN	0-1
12/22/72 L 85-88	Columbia	12/19/57 W 79-66	Bloomington	12/30/80 L 60-66	Honolulu
12/22/73 W 84-71	Bloomington			TEXAS TECH	4-0
11/8/98 W 76-55	Indianapolis	SYRACUSE	1-4	3/8/78 W 78-59	Lubbock
SOUTH CAROLINA STATE	1-0	3/30/87 W 74-73	New Orleans	12/14/85 W 74-59	Bloomington
12/19/10 W 102-60	Bloomington	11/23/88 L 78-102	New York City	12/27/91 W 86-69	Indianapolis
		11/25/90 L 74-77	Lahaina, Maui	11/19/99 W 68-60	Lubbock
SOUTH DAKOTA	1-0	11/25/98 L 63-76	Lahaina, Maui		
11/27/76 W 110-64	Bloomington	3/28/13 L 50-61	Washington, D.C.	TOLEDO	4-1
		TCU	3-0	1/21/19 W 32-25	Toledo
SOUTHERN CALIFORNIA	2-2	12/12/50 W 87-68	Bloomington	3/17/74 W 73-72*	St. Louis
12/29/37 W 42-39	Los Angeles	12/27/83 W 81-65	Indianapolis	12/16/74 W 92-70	Bloomington
12/27/40 L 39-41	Los Angeles	12/10/08 W 66-56	Bloomington	12/1/76 L 57-59	Toledo
12/30/60 L 71-90	Los Angeles			12/18/79 W 80-56	Indianapolis
3/18/74 W 85-60	St. Louis	TEMPLE	5-5	TULANE	2-1
SOUTHERN ILLINOIS	5-1	12/30/33 W 43-29	Philadelphia	12/14/81 W 77-59	Indianapolis
12/8/56 W 80-57	Bloomington	12/22/34 L 30-50	Philadelphia	11/20/92 W 102-92	Bloomington
11/30/63 W 80-65	Bloomington	3/20/94 W 67-58	Landover	11/23/94 L 68-86	Lahaina, Maui
12/2/00 W 85-63	Bloomington	11/14/97 L 53-59	Philadelphia	UAB	3-1
12/1/01 L 60-72	Carbondale	12/5/98 W 63-62	Bloomington	3/20/81 W 87-72	Bloomington
12/17/06 W 57-47	Bloomington	11/26/99 W 67-59	Springfield	3/16/82 L 70-80	Nashville
12/1/07 W 64-51	Carbondale	11/22/00 L 61-69	New York	11/20/97 W 80-64	Birmingham
		12/28/02 L 64-71	Philadelphia	11/18/98 W 91-54	Bloomington
SIU EDWARDSVILLE	1-0	1/3/03 L 50-59	Bloomington		
12/17/10 W 88-54	Bloomington	3/24/13 W 58-52	Dayton	UCLA	6-6
SOUTHWEST MISSOURI STATE	1-0	TENNESSEE	4-0	12/28/37 W 42-33	Los Angeles
12/27/97 W 78-66	Indianapolis	3/18/67 W 51-44	Evanston	12/28/40 W 51-26	Los Angeles
		3/15/74 W 73-71	St. Louis	12/18/41 W 47-33	Bloomington
STANFORD	4-0	12/28/79 W 70-68	San Diego	12/29/56 L 48-52	Bloomington
12/28/60 W 58-50	Los Angeles	3/27/85 W 74-67	New York	12/29/60 L 72-94	Los Angeles
12/21/40 W 60-59	Palo Alto			3/24/73 L 59-70	St. Louis
12/29/87 W 83-73	Indianapolis	TENNESSEE TECH	3-0	11/29/75 W 84-64	St. Louis
11/20/88 W 84-73	Bloomington	11/30/74 W 113-60	Bloomington	3/27/76 W 65-51	Philadelphia
		12/6/83 W 81-66	Bloomington	3/29/85 L 62-65	New York
STETSON	1-0	12/10/93 W 117-73	Bloomington	11/15/91 L 72-87	Springfield
12/4/11 W 84-50	Bloomington	TENNESSEE STATE	1-0	3/28/92 W 106-79	Albuquerque
		12/3/07 W 84-72	Bloomington	3/17/07 L 49-54	Sacramento
STONY BROOK	1-0	TEXAS	1-1	UMBC	1-0
11/11/11 W 96-66	Bloomington	11/24/00 L 58-70	New York	12/22/11 W 89-47	Bloomington
		11/24/01 W 77-71	Anchorage	UNLV	1-0
				3/28/87 W 97-93	New Orleans

ALL-TIME SERIES SCORES

2/24/77	L	64-66	Bloomington
1/14/78	L	65-78	Madison
2/23/78	W	58-54	Bloomington
1/25/79	W	82-61	Bloomington
2/17/79	W	68-62 *	Madison
1/5/80	L	50-52	Madison
2/28/80	W	61-52	Bloomington
2/5/81	W	89-64	Bloomington
2/14/81	W	59-52	Madison
1/28/82	W	62-56	Madison
2/18/82	W	88-57	Bloomington
2/3/83	W	83-73	Bloomington
2/12/83	W	75-56	Madison
2/4/84	W	81-67	Madison
2/9/84	W	74-64	Bloomington
1/12/85	W	90-68	Bloomington
2/7/85	W	58-54	Madison
1/11/86	W	80-69	Madison
2/6/86	W	78-69	Bloomington
1/15/87	W	103-65	Bloomington
2/16/87	W	86-85***	Madison
1/14/88	W	55-53	Bloomington
2/24/88	W	84-74	Madison
1/19/89	W	61-58	Madison
3/9/89	W	75-64	Bloomington
2/1/90	W	85-61	Bloomington
2/3/90	W	70-68	Madison
1/30/91	W	73-57	Bloomington
3/2/91	W	74-61	Madison
1/11/92	W	79-63	Madison
3/12/92	W	66-41	Bloomington
3/14/93	W	87-80	Madison
3/12/94	W	78-65	Bloomington
1/7/95	W	73-70	Bloomington
3/8/95	W	72-70	Madison
1/10/96	W	81-55	Bloomington
3/2/96	W	76-68	Madison
1/4/97	L	58-71	Madison
3/5/97	W	70-66	Bloomington
1/25/98	W	69-59	Madison
2/3/99	W	70-61	Bloomington
1/5/00	W	71-67	Bloomington
3/5/00	L	53-56	Madison
1/4/01	L	46-49	Madison
2/24/01	W	85-55	Bloomington
3/9/01	W	64-52	Chicago
2/13/02	L	63-64	Bloomington
2/15/03	L	59-71	Madison
1/6/04	L	45-79	Madison
3/9/04	L	52-70	Bloomington
1/8/05	W	74-61	Bloomington
3/1/05	L	60-62	Madison
2/8/06	L	54-72	Madison
3/10/06	W	61-56	Indianapolis
1/31/07	W	71-66	Bloomington
1/31/08	L	49-62	Madison
2/13/08	L	66-68	Bloomington
2/19/09	L	51-68	Bloomington
3/8/09	L	61-85	Madison
2/13/10	L	55-83	Madison
2/25/10	L	46-78	Bloomington
1/20/11	L	60-69	Madison
3/3/11	L	66-77	Bloomington

1/26/12	L	50-57	Madison
3/9/12	L	71-79	Indianapolis
1/15/13	L	59-64	Bloomington
3/16/13	L	56-68	Chicago

WISCONSIN-GREEN BAY	1-0	
12/12/97	W 72-58	Bloomington

WRIGHT STATE	2-0	
3/19/93	W 97-54	Indianapolis
11/14/10	W 67-44	Bloomington

WYOMING	3-0	
12/14/51	W 57-55	Laramie
12/11/83	W 78-65	Bloomington
12/18/99	W 99-80	Bloomington

XAVIER	8-1	
2/2/32	W 18-16	Cincinnati
2/3/39	W 48-39	Cincinnati
12/11/39	W 58-24	Bloomington
12/11/48	W 63-55	Bloomington
12/8/51	W 92-69	Bloomington
12/7/79	W 92-66	Bloomington
3/21/93	W 73-70	Indianapolis
11/29/03	W 80-77	Indianapolis
11/24/07	L 65-80	Hoffman Estates

* - Denotes number of overtimes played.



2012-13 BOX SCORES



Official Basketball Box Score -- Game Totals -- Final Statistics
Bryant vs Indiana
11/09/12 8:06pm at Bloomington, Ind. (Assembly Hall)



Bryant 54 • 0-1

##	Player	f	Total			3-Ptr			Rebounds			PF	TP	A	TO	Blk	Stl	Min
			FG-FGA	FG-FGA	FT-FTA	Off	Def	Tot	Off	Def	Tot							
15	KONDRATYEV, Vlad	f	1-4	0-1	0-1	2	4	6	5	2	1	0	0	0	0	0	21	
23	FRANCIS, Alex	f	6-12	0-2	3-4	6	2	8	2	15	3	6	0	1	0	34		
05	DOBBS, Frankie	g	4-12	2-7	2-4	0	1	1	2	12	3	4	0	1	0	33		
12	STARKS, Dyami	g	3-15	1-8	1-1	0	1	1	2	8	1	3	0	3	0	31		
33	O'SHEA, Joe	g	0-3	0-3	0-0	0	1	1	1	0	0	1	0	0	0	18		
01	MAYNARD, Corey		4-7	1-4	2-2	2	5	7	4	11	1	1	0	2	0	29		
02	OAKLEY, Curtis		0-3	0-2	0-0	0	0	0	0	0	0	0	0	0	0	6		
03	SMITH, Erick		0-0	0-0	0-0	0	0	0	1	0	0	1	0	0	0	1		
04	CALANDRILLO, Daniel		0-0	0-0	0-0	0	0	0	1	0	0	0	0	0	0	1		
10	JORDAN, Raphael		0-1	0-1	0-0	0	0	0	0	0	0	0	0	0	0	1		
11	McLAUGHLIN, Shane		0-1	0-1	1-2	0	2	2	0	1	1	1	0	1	0	9		
14	SCOCCA, Andrew		1-1	0-0	0-2	0	0	0	5	2	0	0	0	0	0	6		
20	McKINNEY, Tim		0-0	0-0	0-0	0	0	0	0	0	0	0	0	0	0	1		
25	MATTHEWS, Patrick		0-0	0-0	0-0	0	0	0	0	0	0	0	0	0	0	1		
44	McMATH, Claybrin		1-3	0-0	1-1	1	0	1	1	3	0	0	1	0	0	8		
Team						2	0	2			1							
Totals			20-62	4-29	10-17	13	16	29	24	54	10	18	1	8	200			
FG % 1st Half:			10-32	31.3%	2nd half:	10-30	33.3%	Game:	20-62	32.3%	Deadball Rebounds							
3FG % 1st Half:			3-15	20.0%	2nd half:	1-14	7.1%	Game:	4-29	13.8%	1							
FT % 1st Half:			5-9	55.6%	2nd half:	5-8	62.5%	Game:	10-17	58.8%								

Indiana 97 • 1-0

##	Player	f	Total			3-Ptr			Rebounds			PF	TP	A	TO	Blk	Stl	Min
			FG-FGA	FG-FGA	FT-FTA	Off	Def	Tot	Off	Def	Tot							
02	Watford, Christian	f	3-9	1-5	8-9	1	14	15	2	15	1	4	1	2	0	29		
40	Zeller, Cody	f	8-10	0-0	2-6	3	7	10	0	18	1	2	2	3	0	27		
01	Hulls, Jordan	g	3-5	3-5	0-0	0	0	0	3	9	5	1	0	0	0	21		
04	Oladipo, Victor	g	2-5	0-1	1-1	3	1	4	1	5	1	3	0	3	0	23		
11	Ferrell, Kevin (Yogi)	g	3-7	0-1	4-4	1	4	5	2	10	7	2	1	1	0	24		
00	Sheehy, Will		3-4	0-1	4-4	0	1	1	5	10	0	2	0	1	0	12		
13	Etherington, Austin		0-0	0-0	0-0	0	2	2	1	0	0	0	1	0	0	6		
15	Smith, Raphael		0-0	0-0	0-0	0	1	1	0	0	0	0	0	1	0	2		
20	Wayer, Taylor		0-0	0-0	0-0	0	0	0	0	0	0	0	0	0	0	1		
22	Creek, Maurice		2-3	2-3	0-0	0	3	3	0	6	0	0	0	0	0	15		
23	Abell, Remy		2-2	2-2	6-6	1	0	1	0	12	1	0	0	0	0	18		
24	Howard, Jeff		0-0	0-0	0-0	0	2	2	1	0	0	0	0	0	0	5		
33	Hollowell, Jeremy		4-9	0-3	4-4	2	0	2	1	12	0	3	1	1	0	17		
Team						0	0	0										
Totals			30-54	8-21	29-34	11	35	46	16	97	16	17	6	12	200			
FG % 1st Half:			15-27	55.6%	2nd half:	15-27	55.6%	Game:	30-54	55.6%	Deadball Rebounds							
3FG % 1st Half:			3-10	30.0%	2nd half:	5-11	45.5%	Game:	8-21	38.1%	2							
FT % 1st Half:			15-19	78.9%	2nd half:	14-15	93.3%	Game:	29-34	85.3%								

Officials: Mike Sanzere, Rob Kruger, Paul Szelc
Technical fouls: Bryant-FRANCIS, Alex. Indiana-None.
Attendance: 17472

Score by periods	1st	2nd	Total
Bryant	28	26	54
Indiana	48	49	97

Points	In	Off	2nd	Fast	Bench
	Paint	T/O	Chance	Break	
BRY	28	13	7	8	17
IND	36	19	11	8	40

Last FG - BRY 2nd-01:25, IND 2nd-00:49.

Largest lead - BRY by 1 1st-11:37, IND by 43 2nd-00:22.

Score tied - 1 time.

Lead changed - 2 times.

2012-13 BOX SCORES



Official Basketball Box Score -- Game Totals -- Final Statistics
 North Dakota State vs Indiana
 11/12/12 7:02pm at Bloomington, Ind. (Assembly Hall)



North Dakota State 61 • 1-1

#	Player		Total			3-Ptr			Rebounds			PF	TP	A	TO	Blk	Stl	Min
			FG-FGA	FG-FGA	FT-FTA	FG-FGA	FG-FGA	FT-FTA	Off	Def	Tot							
32	WRIGHT, TrayVonn	f	2-6	0-3	0-0	1	4	5	2	4	1	0	3	2			26	
42	BJORKLUND, Marshall	f	5-10	0-0	6-6	3	3	6	4	16	1	3	1	0			31	
12	ALEXANDER, Lawrence	g	2-10	1-3	1-3	0	2	2	2	6	3	5	0	3			34	
22	BROWN, Kory	g	3-6	1-2	0-0	0	1	1	5	7	1	1	0	1			18	
24	BRAUN, Taylor	g	3-8	1-3	0-0	1	6	7	0	7	5	5	0	0			33	
00	NEWELL, Fred		1-1	1-1	0-0	0	0	0	0	3	0	0	0	0			1	
03	FELT, Mike		4-8	3-6	0-0	0	1	1	1	11	0	2	0	1			24	
13	ZASTROW, Nate		1-2	1-2	0-0	0	0	0	0	3	0	0	0	0			6	
23	VANDENBERGH, Brett		0-0	0-0	0-0	0	1	1	1	0	2	0	0	0			14	
34	KADING, Chris		1-2	0-0	0-0	1	1	2	3	2	0	0	0	0			6	
44	AABERG, Jordan		1-3	0-0	0-0	1	0	1	3	2	1	0	0	0			7	
	Team					0	3	3										
	Totals		23-56	8-20	7-9	7	22	29	21	61	14	16	4	7			200	
	FG % 1st Half:	10-27	37.0%	2nd half:	13-29	44.8%	Game:	23-56	41.1%								Deadball Rebounds	
	3FG % 1st Half:	3-10	30.0%	2nd half:	5-10	50.0%	Game:	8-20	40.0%								0	
	FT % 1st Half:	6-7	85.7%	2nd half:	1-2	50.0%	Game:	7-9	77.8%									

Indiana 87 • 2-0

#	Player		Total			3-Ptr			Rebounds			PF	TP	A	TO	Blk	Stl	Min
			FG-FGA	FG-FGA	FT-FTA	FG-FGA	FG-FGA	FT-FTA	Off	Def	Tot							
02	Wattford, Christian	f	2-6	0-1	2-2	0	4	4	3	6	0	0	0	0			20	
40	Zeller, Cody	f	8-12	0-0	6-10	3	6	9	2	22	0	1	2	0			26	
01	Hulls, Jordan	g	4-8	3-6	0-0	0	1	1	1	11	4	0	0	2			27	
04	Oladipo, Victor	g	3-6	1-4	0-2	3	5	8	3	7	5	3	0	4			27	
11	Ferrell, Kevin (Yogi)	g	1-5	0-3	2-2	0	2	2	0	4	3	4	0	1			22	
00	Sheehey, Will		1-5	1-2	6-6	1	1	2	3	9	1	1	0	1			18	
13	Etherington, Austin		0-0	0-0	0-0	0	0	0	1	0	1	0	0	0			3	
15	Smith, Raphael		0-0	0-0	0-0	1	1	2	0	0	0	0	0	0			1	
22	Creek, Maurice		0-3	0-1	0-0	1	3	4	1	0	1	0	0	0			15	
23	Abell, Remy		5-5	3-3	1-2	3	2	5	0	14	1	1	0	0			17	
24	Howard, Jeff		0-0	0-0	0-0	0	0	0	0	0	0	0	1	0			5	
33	Hollowell, Jeremy		4-8	1-4	5-6	0	2	2	1	14	0	0	1	0			19	
	Team					1	1	2										
	Totals		28-58	9-24	22-30	13	28	41	15	87	16	10	4	8			200	
	FG % 1st Half:	14-27	51.9%	2nd half:	14-31	45.2%	Game:	28-58	48.3%								Deadball Rebounds	
	3FG % 1st Half:	4-11	36.4%	2nd half:	5-13	38.5%	Game:	9-24	37.5%								3	
	FT % 1st Half:	10-13	76.9%	2nd half:	12-17	70.6%	Game:	22-30	73.3%									

Officials: Mike Kitts, Donny Epley, Toby Martinez
 Technical fouls: North Dakota State-None. Indiana-None.
 Attendance: 17145
 Part of Progressive Legends Classic

Score by periods	1st	2nd	Total
North Dakota State	29	32	61
Indiana	42	45	87

Points	In	Off	2nd	Fast	
NDSU	Paint	T/O	Chance	Break	Bench
IND	20	6	7	6	21
	32	25	13	16	37

Last FG - NDSU 2nd-00:38, IND 2nd-01:30.
 Largest lead - NDSU None, IND by 29 2nd-01:29.

Score tied - 0 times.
 Lead changed - 0 times.

2012-13 BOX SCORES



Official Basketball Box Score -- Game Totals -- Final Statistics
 Sam Houston State vs Indiana
 11/15/12 7:01pm at Bloomington, Ind. (Assembly Hall)



Sam Houston State 45 - 1-2

##	Player		Total			3-Ptr			Rebounds			PF	TP	A	TO	Blk	Stl	Min
			FG-FGA	FG-FGA	FT-FTA	Off	Def	Tot	Off	Def	Tot							
20	Thomas, James	f	0-2	0-0	2-4	1	2	3	3	2	0	1	0	1			25	
35	Holyfield, Michael	c	0-2	0-0	1-2	1	0	1	5	1	0	1	0	1			12	
01	Gatson, Darius	g	1-3	0-2	0-0	0	2	2	1	2	0	3	0	0			20	
10	McKay, Jeremy	g	2-9	1-6	0-0	0	0	0	1	5	0	1	0	0			23	
11	Gatlin, DeMarcus	g	1-2	0-0	0-0	0	0	0	4	2	2	4	0	2			16	
02	McKinney, Marquel		3-7	2-4	0-0	3	1	4	5	8	0	0	0	0			21	
05	Harwell, Aaron		1-2	0-1	0-0	0	1	1	2	2	1	2	0	0			8	
21	Baxter, Paul		4-8	1-5	0-0	0	1	1	3	9	1	1	0	0			18	
22	McCormick, Mitch		0-0	0-0	0-0	0	0	0	0	0	0	0	0	0			2	
24	Motley, Terrance		1-2	0-0	3-4	1	1	2	5	5	0	2	0	0			17	
32	Bond, Will		1-6	0-4	0-0	1	2	3	1	2	0	0	0	0			14	
33	Mason, Nathaniel		2-10	1-4	2-2	2	1	3	1	7	1	3	0	0			24	
Team						1	2	3										
Totals			16-53	5-26	8-12	10	13	23	31	45	5	19	0	4			200	
FG % 1st Half: 9-28			32.1%	2nd half: 7-25			28.0%	Game: 16-53			30.2%							
3FG % 1st Half: 3-11			27.3%	2nd half: 2-15			13.3%	Game: 5-26			19.2%	Deadball Rebounds 2						
FT % 1st Half: 4-6			66.7%	2nd half: 4-6			66.7%	Game: 8-12			66.7%							

Indiana 99 - 3-0

##	Player		Total			3-Ptr			Rebounds			PF	TP	A	TO	Blk	Stl	Min
			FG-FGA	FG-FGA	FT-FTA	Off	Def	Tot	Off	Def	Tot							
00	Sheehey, Will	f	6-11	0-2	6-8	1	4	5	0	18	2	0	0	1			26	
40	Zeller, Cody	f	5-6	0-1	3-4	5	2	7	1	13	4	2	2	2			22	
01	Hulls, Jordan	g	3-7	3-6	1-2	1	4	5	0	10	5	0	0	0			21	
04	Oladipo, Victor	g	5-7	1-2	3-6	1	6	7	3	14	1	4	0	4			22	
11	Ferrell, Kevin (Yogi)	g	0-2	0-1	3-4	0	3	3	0	3	7	0	0	0			24	
02	Watford, Christian		5-8	3-3	10-10	3	3	6	2	23	2	0	1	2			23	
13	Etherington, Austin		2-3	1-2	1-2	0	1	1	3	6	0	1	0	1			11	
15	Smith, Raphael		0-0	0-0	0-0	0	0	0	0	0	0	0	0	0			2	
20	Wayer, Taylor		0-0	0-0	0-0	0	0	0	0	0	0	0	0	0			1	
22	Creek, Maurice		2-3	1-2	0-0	0	0	0	0	5	1	1	0	1			17	
23	Abell, Remy		1-3	0-1	1-2	1	0	1	1	3	2	0	0	0			13	
24	Howard, Jeff		0-0	0-0	0-0	0	0	0	0	0	0	0	0	0			3	
33	Hollowell, Jeremy		1-3	0-1	2-6	4	2	6	2	4	0	1	0	0			15	
Team						0	4	4										
Totals			30-53	9-21	30-44	16	29	45	12	99	24	9	3	11			200	
FG % 1st Half: 15-25			60.0%	2nd half: 15-28			53.6%	Game: 30-53			56.6%							
3FG % 1st Half: 5-10			50.0%	2nd half: 4-11			36.4%	Game: 9-21			42.9%	Deadball Rebounds 8						
FT % 1st Half: 17-23			73.9%	2nd half: 13-21			61.9%	Game: 30-44			68.2%							

Officials: Ray Perone, Ron Tyburski, Tim Stewart

Technical fouls: Sam Houston State-None. Indiana-None.

Attendance: 17472

PROGRESSIVE LEGENDS CLASSIC - Bloomington Regional Round - Game 2

Jordan Hulls scored his 1,000th career point with 6:59 in 2nd half

Score by periods	1st	2nd	Total
Sam Houston State	25	20	45
Indiana	52	47	99

	In Point	Off T/O	2nd Chance	Fast Break	Bench
SHSU	14	4	8	2	33
IND	38	29	22	15	41

Last FG - SHSU 2nd-03:18, IND 2nd-01:14.

Largest lead - SHSU None, IND by 54 2nd-01:14.

Score tied - 1 time.

Lead changed - 0 times.

2012-13 BOX SCORES



Official Basketball Box Score -- Game Totals -- Final Statistics
Indiana vs Georgia
11/19/12 5:30 p.m. at Brooklyn, NY (Barclays Center)



Indiana 66 • 4-0

##	Player		Total			3-Ptr			Rebounds			PF	TP	A	TO	Blk	Stl	Min
			FG-FGA	FG-FGA	FT-FTA	Off	Def	Tot	Off	Def	Tot							
02	Watford, Christian	f	4-10	1-3	5-6	2	1	3	1	14	1	2	0	0			30	
40	Zeller, Cody	f	2-4	0-0	2-4	0	4	4	2	6	0	4	0	2			27	
01	Hulls, Jordan	g	5-9	4-6	0-0	0	4	4	2	14	4	0	0	1			31	
04	Oladipo, Victor	g	6-8	0-1	3-4	2	6	8	3	15	0	0	0	0			25	
11	Ferrell, Kevin (Yogi)	g	1-4	0-0	2-2	0	1	1	2	4	5	1	0	0			29	
00	Sheehy, Will		1-6	0-4	0-2	1	2	3	1	2	0	0	0	0			26	
22	Creek, Maurice		0-3	0-2	0-0	0	3	3	0	0	0	0	0	0			7	
23	Abell, Remy		2-2	0-0	4-4	1	3	4	2	8	1	2	0	1			12	
33	Hollowell, Jeremy		1-3	0-0	1-2	2	3	5	4	3	0	3	0	0			13	
	Team					3	2	5						1				
	Totals		22-49	5-16	17-24	11	29	40	17	66	11	13	0	4			200	

FG % 1st Half:	8-25	32.0%	2nd half:	14-24	58.3%	Game:	22-49	44.9%	Deadball
3FG % 1st Half:	1-7	14.3%	2nd half:	4-9	44.4%	Game:	5-16	31.3%	Rebounds
FT % 1st Half:	12-14	85.7%	2nd half:	5-10	50.0%	Game:	17-24	70.8%	5

Georgia 53 • 1-3

##	Player		Total			3-Ptr			Rebounds			PF	TP	A	TO	Blk	Stl	Min
			FG-FGA	FG-FGA	FT-FTA	Off	Def	Tot	Off	Def	Tot							
02	Thornton, Marcus	f	1-4	0-0	0-0	0	1	1	3	2	1	0	1	0			21	
15	Williams, Donte'	f	2-4	0-0	1-1	1	2	3	5	5	0	1	0	0			17	
42	Djurisic, Nemanja	f	3-8	0-4	2-2	3	4	7	2	8	1	2	0	0			24	
01	Caldwell-Pope, Ken.	g	4-15	4-10	2-4	0	6	6	1	14	1	2	0	3			32	
11	Williams, Vincent	g	5-8	3-6	1-2	0	0	0	0	14	2	3	0	1			30	
04	Mann, Charles		0-0	0-0	2-3	0	0	0	1	2	1	2	0	2			10	
05	Dixon, Tim		0-0	0-0	0-0	0	2	2	2	0	0	0	1	0			15	
12	Gaines, Kenny		0-4	0-1	0-0	0	0	0	2	0	0	1	1	0			9	
23	Brantley, Sherrard		2-4	2-4	0-0	0	0	0	0	6	2	0	0	2			19	
31	Morris, Brandon		0-0	0-0	0-0	0	0	0	0	0	0	0	0	0			3	
32	Florveus, John		0-2	0-0	2-2	1	0	1	3	2	0	1	0	0			17	
41	Cannon, John		0-1	0-0	0-0	0	1	1	0	0	0	0	0	0			3	
	Team					1	2	3										
	Totals		17-50	9-25	10-14	6	18	24	19	53	8	12	3	8			200	

FG % 1st Half:	9-26	34.6%	2nd half:	8-24	33.3%	Game:	17-50	34.0%	Deadball
3FG % 1st Half:	4-14	28.6%	2nd half:	5-11	45.5%	Game:	9-25	36.0%	Rebounds
FT % 1st Half:	8-12	66.7%	2nd half:	2-2	100.0%	Game:	10-14	71.4%	2

Officials: Brian Dorsey, Tom Regan, Wally Rutecki

Technical fouls: Indiana-None. Georgia-None.

Attendance: 10071

PROGRESSIVE LEGENDS CLASSIC - SEMIFINAL GAME 1

Score by periods	1st	2nd	Total
Indiana	29	37	66
Georgia	30	23	53

Points	In	Off	2nd	Fast	Bench
IND	Paint	T/O	Chance	Break	13
UGA	28	9	10	4	10
	12	5	8	0	

Last FG - IND 2nd-01:09, UGA 2nd-00:38.
Largest lead - IND by 17 2nd-02:15, UGA by 5 1st-15:08.

Score tied - 5 times.
Lead changed - 8 times.

2012-13 BOX SCORES



Official Basketball Box Score -- Game Totals -- Final Statistics
 Indiana vs Georgetown
 11/20/12 10:05 p.m. at Brooklyn, NY (Barclays Center)



Indiana 82 • 5-0

##	Player	Total			3-Ptr			Rebounds			PF	TP	A	TO	Blk	Stl	Min
		FG-FGA	FG-FGA	FT-FTA	Off	Def	Tot	Off	Def	Tot							
01	Hulls, Jordan	* 5-8	3-6	4-5	0	1	1	1	17	2	3	0	4			39	
02	Watford, Christian	* 3-10	3-4	1-2	3	7	10	2	10	1	0	1	0			30	
04	Oladipo, Victor	* 4-5	1-2	3-4	1	1	2	4	12	1	1	1	1			37	
11	Ferrell, Kevin (Yogi)	* 2-6	1-2	9-11	0	1	1	0	14	4	2	0	1			33	
40	Zeller, Cody	* 4-11	0-0	9-13	4	4	8	4	17	2	0	0	0			42	
00	Sheehey, Will	3-4	0-0	0-1	0	4	4	2	6	1	3	0	2			22	
22	Creek, Maurice	0-0	0-0	0-0	0	0	0	1	0	0	0	0	0			2	
23	Abell, Remy	2-4	2-2	0-0	0	1	1	1	6	1	0	0	0			12	
33	Hollowell, Jeremy	0-1	0-1	0-0	0	3	3	2	0	0	4	0	0			8	
Team					1	2	3										
Totals		23-49	10-17	26-36	9	24	33	17	82	12	13	2	8			225	
FG % 1st Half:		13-27	48.1%	2nd half:	8-19	42.1%	OT:	2-3	66.7%	Game:	23-49	46.9%	Deadball				
3FG % 1st Half:		6-10	60.0%	2nd half:	3-6	50.0%	OT:	1-1	100.0%	Game:	10-17	58.8%	Rebounds	5			
FT % 1st Half:		4-6	66.7%	2nd half:	9-13	69.2%	OT:	13-17	76.5%	Game:	26-36	72.2%					

Georgetown 72 • 3-1

##	Player	Total			3-Ptr			Rebounds			PF	TP	A	TO	Blk	Stl	Min
		FG-FGA	FG-FGA	FT-FTA	Off	Def	Tot	Off	Def	Tot							
02	WHITTINGTON, Greg	* 4-10	2-6	2-2	1	5	6	2	12	2	2	0	1			41	
03	HOPKINS, Mikael	* 5-10	0-0	1-1	1	3	4	5	11	1	1	0	2			25	
05	STARKS, Markel	* 7-14	4-7	2-2	0	0	0	5	20	0	2	0	1			39	
22	PORTER, Otto	* 6-13	3-4	0-1	0	5	5	3	15	4	4	2	2			43	
34	LUBICK, Nate	* 0-2	0-1	4-4	2	1	3	4	4	4	5	2	1			35	
04	SMITH-RIVERA, D'Vaun	1-2	1-2	0-0	0	0	0	1	3	0	0	0	0			10	
23	BOWEN, Aaron	0-0	0-0	0-0	1	0	1	2	0	0	0	0	0			0+	
31	DOMINGO, Stephen	0-2	0-2	0-0	0	0	0	0	0	0	0	0	0			4	
55	TRAWICK, Jabril	3-6	1-4	0-0	0	2	2	5	7	1	1	0	0			28	
Team					3	4	7										
Totals		26-59	11-26	9-10	8	20	28	27	72	12	15	4	7			225	
FG % 1st Half:		12-27	44.4%	2nd half:	14-25	56.0%	OT:	0-7	0.0%	Game:	26-59	44.1%	Deadball				
3FG % 1st Half:		8-14	57.1%	2nd half:	3-7	42.9%	OT:	0-5	0.0%	Game:	11-26	42.3%	Rebounds	2.2			
FT % 1st Half:		0-1	0.0%	2nd half:	1-1	100.0%	OT:	8-8	100.0%	Game:	9-10	90.0%					

Officials: Rob Riley, Jeff Clark, Jeff Anderson

Technical fouls: Indiana-None. Georgetown-None.

Attendance: 10478

PROGRESSIVE LEGENDS CLASSIC - CHAMPIONSHIP GAME

PROGRESSIVE LEGENDS CLASSIC MVP - JORDAN HULLS (INDIANA)

ALL-TOURNAMENT TEAM - CODY ZELLER (INDIANA), MARKEL STARKS (GEORGETOWN),

SHABAZZ MUHAMMED (UCLA), KENTAVIOUS CALDWELL-POPE (GEORGIA)

Score by periods	1st	2nd	OT	Total
Indiana	36	28	18	82
Georgetown	32	32	8	72

Points	In	Off	2nd	Fast	Bench
IND	Paint	T/O	Chance	Break	
GU	26	19	8	7	12
	24	17	9	0	10

Last FG - IND OT-00:59, GU 2nd-00:06.

Largest lead - IND by 10 OT-00:59, GU by 5 1st-10:28.

Score tied - 6 times.

Lead changed - 11 times.

2012-13 BOX SCORES



Official Basketball Box Score -- Game Totals -- Final Statistics
Ball State vs Indiana
11/25/12 6:06pm at Bloomington, Ind. (Assembly Hall)



Ball State 53 • 2-2

##	Player		Total			3-Ptr			Rebounds			PF	TP	A	TO	Blk	Stl	Min
			FG-FGA	FG-FGA	FT-FTA	FG-FGA	FG-FGA	FT-FTA	Off	Def	Tot							
20	BOND, Chris	f	4-7	0-0	0-0	0	2	2	1	8	0	2	0	0	0	0	25	
55	MAJOK, Majok	f	5-9	0-0	8-12	3	2	5	0	18	0	4	1	1	1	35		
50	FIELDS, Zach	c	0-1	0-0	0-0	1	2	3	4	0	0	0	1	0	13			
04	SCAIFE, Jauwan	g	4-13	1-7	2-4	1	0	1	5	11	0	2	0	3	32			
32	BERRY, Jesse	g	2-11	0-3	4-5	0	1	1	2	8	3	4	0	1	27			
02	KAMIENIECKI, Matt		0-3	0-0	3-4	4	5	9	4	3	0	2	0	1	16			
03	POSLEY, Marcus		1-6	0-2	0-0	0	1	1	1	2	3	1	0	1	24			
05	BELCASTER, Rocco		0-0	0-0	0-0	0	0	0	0	0	0	0	0	0	2			
12	CALHOUN, Bo		0-1	0-0	0-0	0	1	1	0	0	0	1	0	0	6			
14	BROGNA, Chase		1-1	1-1	0-0	0	0	0	1	3	0	0	0	0	6			
22	RAMEY, Michael		0-3	0-3	0-0	0	0	0	1	0	0	1	0	0	14			
	Team					3	3	6			1							
	Totals		17-55	2-16	17-25	12	17	29	19	53	6	18	2	7	200			

FG % 1st Half: 5-25 20.0% 2nd half: 12-30 40.0% Game: 17-55 30.9% Deadball Rebounds 2
3FG % 1st Half: 1-7 14.3% 2nd half: 1-9 11.1% Game: 2-16 12.5%
FT % 1st Half: 8-12 66.7% 2nd half: 9-13 69.2% Game: 17-25 68.0%

Indiana 101 • 6-0

##	Player		Total			3-Ptr			Rebounds			PF	TP	A	TO	Blk	Stl	Min
			FG-FGA	FG-FGA	FT-FTA	FG-FGA	FG-FGA	FT-FTA	Off	Def	Tot							
02	Wattford, Christian	f	4-9	1-4	2-2	2	8	10	1	11	3	1	0	1	24			
40	Zeller, Cody	f	5-7	0-0	5-7	3	5	8	3	15	2	0	1	1	20			
01	Hulls, Jordan	g	7-10	3-6	0-0	0	3	3	2	17	3	1	0	1	23			
04	Oladipo, Victor	g	5-7	1-1	2-4	2	0	2	3	13	1	1	1	3	20			
11	Ferrell, Kevin (Yogi)	g	1-5	0-0	0-0	1	4	5	2	2	3	2	1	0	22			
00	Sheehey, Will		8-9	0-1	3-4	1	5	6	1	19	2	2	0	1	19			
13	Etherington, Austin		1-2	0-0	3-3	0	3	3	1	5	0	2	0	1	13			
15	Smith, Raphael		0-0	0-0	0-0	0	0	0	0	0	0	0	0	0	2			
20	Wayer, Taylor		0-0	0-0	0-0	0	0	0	0	0	0	0	0	0	2			
22	Creek, Maurice		3-6	2-3	1-2	0	0	0	0	9	1	1	1	0	14			
23	Abell, Remy		1-2	0-0	2-2	0	1	1	3	4	0	1	0	1	21			
24	Howard, Jeff		0-0	0-0	0-0	0	1	1	1	0	0	0	0	0	4			
33	Hollowell, Jeremy		3-6	0-2	0-0	0	2	2	3	6	0	0	0	0	16			
	Team					1	0	1										
	Totals		38-63	7-17	18-24	10	32	42	20	101	15	11	4	9	200			

FG % 1st Half: 22-34 64.7% 2nd half: 16-29 55.2% Game: 38-63 60.3% Deadball Rebounds 4
3FG % 1st Half: 4-8 50.0% 2nd half: 3-9 33.3% Game: 7-17 41.2%
FT % 1st Half: 2-5 40.0% 2nd half: 16-19 84.2% Game: 18-24 75.0%

Officials: Mike Sanzere, Ed Hightower, Gerald Williams
Technical fouls: Ball State-None. Indiana-None.
Attendance: 17126

Score by periods	1st	2nd	Total
Ball State	19	34	53
Indiana	50	51	101

Points	In	Off	2nd	Fast	Bench
BSU	26	9	7	2	8
IND	40	21	13	10	43

Last FG - BSU 2nd-01:04, IND 2nd-00:20.
Largest lead - BSU by 2 1st-19:14, IND by 48 2nd-05:40.

Score tied - 3 times.
Lead changed - 1 time.

2012-13 BOX SCORES



Official Basketball Box Score -- Game Totals -- Final Statistics
North Carolina vs Indiana
11/27/12 9:35pm at Bloomington, Ind. (Assembly Hall)



North Carolina 59 • 5-2

##	Player	f	Total			3-Ptr			Rebounds			PF	TP	A	TO	Blk	Stl	Min
			FG-FGA	FG-FGA	FT-FTA	Off	Def	Tot	Off	Def	Tot							
14	Hubert, Desmond	f	0-0	0-0	0-0	0	0	0	0	0	0	0	1	0	1	0	7	
43	McAdoo, James M	f	4-15	0-0	2-6	4	5	9	0	10	0	1	1	1	0	0	30	
01	Strickland, Dexter	g	6-10	0-0	2-3	0	2	2	2	14	3	2	0	1	0	0	28	
05	Paige, Marcus	g	5-11	1-2	0-0	1	2	3	3	11	3	2	0	1	0	0	29	
35	Bullock, Reggie	g	2-9	0-3	1-2	2	7	9	1	5	1	2	0	1	0	0	27	
00	James, Joel		1-4	0-0	0-1	0	2	2	1	2	0	1	0	0	0	0	16	
02	McDonald, Leslie		1-5	0-1	0-0	0	2	2	2	2	0	1	0	0	0	0	22	
04	Davis, Luke		0-0	0-0	0-0	0	0	0	0	0	0	0	0	1	0	0	3	
11	Johnson, Brice		5-7	0-0	0-0	0	2	2	2	10	0	2	1	0	0	0	16	
21	Simmons, Jackson		0-1	0-0	0-0	1	2	3	1	0	0	1	1	0	0	0	9	
25	Tokoto, J.P.		2-7	0-2	1-2	1	1	2	0	5	0	0	0	0	2	0	13	
	Team					5	3	8										
	Totals		26-69	1-8	6-14	14	28	42	12	59	8	12	4	6	6	0	200	
	FG % 1st Half:	16-33	48.5%	2nd half:	10-36	27.8%	Game:	26-69	37.7%								Deadball Rebounds	
	3FG % 1st Half:	1-3	33.3%	2nd half:	0-5	0.0%	Game:	1-8	12.5%								2	
	FT % 1st Half:	4-6	66.7%	2nd half:	2-8	25.0%	Game:	6-14	42.9%									

Indiana 83 • 7-0

##	Player	f	Total			3-Ptr			Rebounds			PF	TP	A	TO	Blk	Stl	Min
			FG-FGA	FG-FGA	FT-FTA	Off	Def	Tot	Off	Def	Tot							
02	Watford, Christian	f	1-9	0-3	0-0	0	5	5	2	2	1	2	0	0	0	0	21	
40	Zeller, Cody	f	8-13	0-0	4-6	2	6	8	2	20	1	0	4	1	0	0	28	
01	Hulls, Jordan	g	5-8	3-5	0-0	1	6	7	1	13	8	0	0	2	0	0	32	
04	Oladipo, Victor	g	8-13	0-2	3-4	2	2	4	2	19	1	0	1	0	0	0	25	
11	Ferrell, Kevin (Yogi)	g	0-6	0-0	2-2	2	3	5	1	2	6	1	0	0	0	0	23	
00	Sheehey, Will		8-12	3-4	0-0	1	4	5	2	19	1	1	0	2	0	0	26	
13	Etherington, Austin		0-0	0-0	0-0	0	1	1	1	0	0	2	0	0	0	0	4	
15	Smith, Raphael		0-0	0-0	0-0	0	0	0	0	0	0	0	0	0	0	0	0+	
20	Wayer, Taylor		0-0	0-0	0-0	0	0	0	0	0	0	0	0	0	0	0	0+	
22	Creek, Maurice		0-2	0-1	0-0	1	0	1	0	0	2	0	0	1	0	0	11	
23	Abell, Remy		1-6	1-2	0-0	2	2	4	2	3	1	1	0	0	0	0	15	
24	Howard, Jeff		0-0	0-0	0-0	0	1	1	0	0	0	0	1	0	0	0	2	
33	Hollowell, Jeremy		2-5	1-3	0-0	2	1	3	3	5	0	3	0	0	0	0	13	
	Team					2	3	5										
	Totals		33-74	8-20	9-12	15	34	49	16	83	21	10	6	6	6	0	200	
	FG % 1st Half:	19-41	46.3%	2nd half:	14-33	42.4%	Game:	33-74	44.6%								Deadball Rebounds	
	3FG % 1st Half:	2-8	25.0%	2nd half:	6-12	50.0%	Game:	8-20	40.0%								1,1	
	FT % 1st Half:	6-7	85.7%	2nd half:	3-5	60.0%	Game:	9-12	75.0%									

Officials: Mike Kitts, Pat Driscoll, Bo Boroski
Technical fouls: North Carolina-None. Indiana-None.
Attendance: 17472
PART OF ACC/BIG TEN CHALLENGE

Score by periods	1st	2nd	Total
North Carolina	37	22	59
Indiana	46	37	83

Points	In	Off	2nd	Fast	Bench
NC	Paint	T/O	Chance	Break	
NC	34	6	10	8	19
IND	46	19	19	12	27

Last FG - NC 2nd-01:24, IND 2nd-04:22.
Largest lead - NC by 1 1st-10:10, IND by 32 2nd-04:22.

Score tied - 5 times.
Lead changed - 2 times.

2012-13 BOX SCORES



Official Basketball Box Score -- Game Totals -- Final Statistics
Coppin State vs Indiana
12/01/12 7:36pm at Bloomington, Ind. (Assembly Hall)



Coppin State 51 • 1-6

##	Player	f	Total			3-Ptr			Rebounds			PF	TP	A	TO	Blk	Stl	Min
			FG-FGA	FG-FGA	FT-FTA	Off	Def	Tot	Off	Def	Tot							
21	MURRAY, Michael	f	4-10	0-2	1-4	5	7	12	3	9	2	2	0	2			39	
34	IEANS, Charles	f	2-6	1-2	0-0	1	0	1	3	5	1	2	0	0			13	
01	COLE, Patrick	g	2-9	0-4	4-6	0	3	3	3	8	1	3	0	2			20	
02	SMITH, Sterling	g	1-4	1-2	0-0	2	2	4	0	3	2	2	0	2			33	
11	CEPHAS, Taariq	g	5-9	0-3	3-4	1	3	4	2	13	1	3	0	3			31	
04	BURNHAM, Zachary		2-6	0-0	0-0	0	3	3	2	4	0	0	1	0			22	
05	ARMSTRONG, Andre		1-5	1-3	0-0	1	0	1	2	3	0	2	0	1			17	
23	FRANKLIN, Troy		2-7	2-7	0-0	1	0	1	1	6	0	2	0	0			21	
40	ST. LOUIS, Brandon		0-0	0-0	0-0	0	0	0	1	0	0	0	0	0			4	
Team						0	0	0						1				
Totals			19-56	5-23	8-14	11	18	29	17	51	7	17	1	10			200	

FG % 1st Half: 8-27 29.6%
3FG % 1st Half: 3-11 27.3%
FT % 1st Half: 0-2 0.0%

2nd half: 11-29 37.9%
2nd half: 2-12 16.7%
2nd half: 8-12 66.7%

Game: 19-56 33.9%
Game: 5-23 21.7%
Game: 8-14 57.1%

Deadball
Rebounds
4

Indiana 87 • 8-0

##	Player	f	Total			3-Ptr			Rebounds			PF	TP	A	TO	Blk	Stl	Min
			FG-FGA	FG-FGA	FT-FTA	Off	Def	Tot	Off	Def	Tot							
02	Watford, Christian	f	3-8	1-2	3-3	2	5	7	1	10	0	0	0	2			25	
40	Zeller, Cody	f	3-5	0-0	3-4	1	6	7	3	9	0	1	0	1			26	
01	Hulls, Jordan	g	2-6	2-6	0-0	0	1	1	2	6	1	3	0	1			27	
04	Oladipo, Victor	g	5-9	0-2	4-4	2	4	6	3	14	6	2	1	3			26	
11	Ferrell, Kevin (Yogi)	g	2-4	0-1	2-2	0	1	1	1	6	3	2	0	0			20	
00	Sheehey, Will		5-9	1-3	3-3	2	4	6	3	14	4	2	0	0			24	
13	Etherington, Austin		1-2	0-1	0-0	3	1	4	1	2	2	0	0	0			8	
15	Smith, Raphael		0-0	0-0	0-0	0	0	0	0	0	0	0	0	0			1	
20	Wayer, Taylor		0-0	0-0	0-0	0	0	0	0	0	0	0	0	0			1	
22	Creek, Maurice		1-6	1-5	2-2	0	2	2	0	5	1	2	0	2			14	
23	Abell, Remy		4-4	2-2	0-0	0	0	0	1	10	3	1	0	1			12	
24	Howard, Jeff		2-3	0-0	0-2	0	0	0	0	4	0	0	0	0			2	
33	Hollowell, Jeremy		3-4	1-2	0-0	2	1	3	0	7	1	1	0	1			14	
Team						1	1	2										
Totals			31-60	8-24	17-20	13	26	39	15	87	21	14	1	11			200	

FG % 1st Half: 10-26 38.5%
3FG % 1st Half: 2-11 18.2%
FT % 1st Half: 11-12 91.7%

2nd half: 21-34 61.8%
2nd half: 6-13 46.2%
2nd half: 6-8 75.0%

Game: 31-60 51.7%
Game: 8-24 33.3%
Game: 17-20 85.0%

Deadball
Rebounds
1,2

Officials: Glen Mayborg, Dan Dorian, Todd Williams
Technical fouls: Coppin State-None. Indiana-None.
Attendance: 17472

Score by periods	1st	2nd	Total
Coppin State	19	32	51
Indiana	33	54	87

Last FG - CSUM 2nd-00:25, IND 2nd-00:43.
Largest lead - CSUM by 7 1st-15:34, IND by 38 2nd-02:37.

Points CSUM	In Paint	Off T/O	2nd Chance	Fast Break	Bench
IND	38	21	17	8	13
				20	42

Score tied - 1 time.
Lead changed - 1 time.

2012-13 BOX SCORES



Official Basketball Box Score -- Game Totals -- Final Statistics
 Central Connecticut vs Indiana
 12/08/12 6:06pm at Bloomington, Ind. (Assembly Hall)



Central Connecticut 69 • 4-4

##	Player	f	Total			3-Ptr			Rebounds			PF	TP	A	TO	Blk	Stl	Min
			FG-FGA	FG-FGA	FT-FTA	Off	Def	Tot	Off	Def	Tot							
00	BURBAGE, Adonis	f	1-5	1-4	0-0	1	0	1	1	3	2	1	0	1				26
21	EFESE, Joe	f	4-10	0-0	0-2	3	0	3	3	8	0	3	0	0				23
01	VINALES, Kyle	g	3-15	0-4	1-2	0	2	2	1	7	5	4	0	1				37
11	McMILLAN, Malcolm	g	1-9	1-6	0-0	2	1	3	3	3	2	2	0	3				36
25	HUNTER, Matt	g	13-25	6-11	8-8	3	4	7	1	40	2	4	1	0				39
03	HURD, Andrew		0-2	0-2	2-2	0	1	1	1	2	0	0	0	1				8
15	RALEIGH, Erik		0-1	0-0	0-0	0	0	0	1	0	0	0	0	0				2
33	ALLEN, Terrell		1-2	0-1	2-2	0	1	1	4	4	0	0	0	0				13
34	PEEL, Brandon		1-3	0-0	0-0	3	4	7	3	2	0	2	0	1				16
	Team					4	2	6										
	Totals		24-72	8-28	13-16	16	15	31	18	69	11	16	1	7				200

FG % 1st Half: 12-35 34.3% 2nd half: 12-37 32.4% Game: 24-72 33.3% Deadball Rebounds 1,1
 3FG % 1st Half: 4-14 28.6% 2nd half: 4-14 28.6% Game: 8-28 28.6%
 FT % 1st Half: 6-6 100.0% 2nd half: 7-10 70.0% Game: 13-16 81.3%

Indiana 100 • 9-0

##	Player	f	Total			3-Ptr			Rebounds			PF	TP	A	TO	Blk	Stl	Min
			FG-FGA	FG-FGA	FT-FTA	Off	Def	Tot	Off	Def	Tot							
02	Watford, Christian	f	8-12	3-4	2-2	2	3	5	4	21	1	3	0	1				20
40	Zeller, Cody	f	7-12	0-0	5-6	8	11	19	2	19	2	3	2	0				30
01	Hulls, Jordan	g	4-7	2-4	0-0	0	5	5	0	10	4	1	0	1				26
04	Oladipo, Victor	g	7-9	0-0	1-2	2	7	9	3	15	2	2	3	5				22
11	Ferrell, Kevin (Yogi)	g	3-7	0-2	2-2	0	0	0	0	8	6	1	0	2				27
00	Sheehey, Will		4-8	1-3	3-4	2	4	6	1	12	0	3	0	0				24
13	Etherington, Austin		0-0	0-0	0-2	1	0	1	2	0	0	0	0	0				2
15	Smith, Raphael		0-0	0-0	0-0	0	0	0	0	0	0	0	0	0				1
20	Wayer, Taylor		0-0	0-0	0-0	0	0	0	0	0	0	0	0	0				1
22	Creek, Maurice		2-7	1-3	0-0	2	0	2	3	5	0	0	0	0				14
23	Abell, Remy		2-5	0-3	0-0	1	1	2	1	4	3	0	0	0				17
24	Howard, Jeff		0-0	0-0	0-0	0	0	0	0	0	0	0	0	0				1
33	Hollowell, Jeremy		2-5	0-2	2-2	1	2	3	0	6	2	1	0	0				15
	Team					0	1	1										
	Totals		39-72	7-21	15-20	19	34	53	16	100	20	15	5	9				200

FG % 1st Half: 22-35 62.9% 2nd half: 17-37 45.9% Game: 39-72 54.2% Deadball Rebounds 3
 3FG % 1st Half: 4-9 44.4% 2nd half: 3-12 25.0% Game: 7-21 33.3%
 FT % 1st Half: 5-10 50.0% 2nd half: 10-10 100.0% Game: 15-20 75.0%

Officials: Ray Perone, Bill Ek, Chuck Bullock
 Technical fouls: Central Connecticut-None. Indiana-None.
 Attendance: 17472

Score by periods	1st	2nd	Total
Central Connecticut	34	35	69
Indiana	53	47	100

	In	Off	2nd	Fast	Bench
Points	Paint	T/O	Chance	Break	
CCSU	20	10	10	4	8
IND	56	14	22	10	27

Last FG - CCSU 2nd-00:21, IND 2nd-01:14.
 Largest lead - CCSU by 2 1st-19:46, IND by 37 2nd-01:58.

Score tied - 3 times.
 Lead changed - 1 time.

2012-13 BOX SCORES



Official Basketball Box Score -- Game Totals -- Final Statistics
Indiana vs Butler



12/15/12 2:05 pm at Bankers Life Fieldhouse, Indianapolis, IN

Indiana 86 - 9-1

##	Player	*	Total			3-Ptr			Rebounds			PF	TP	A	TO	Blk	Stl	Min
			FG-FGA	FG-FGA	FT-FTA	FG-FGA	FG-FGA	FT-FTA	Off	Def	Tot							
01	Hulls, Jordan	*	4-11	0-2	0-0	0	2	2	3	8	5	0	0	1			41	
02	Watford, Christian	*	1-5	0-1	7-8	2	1	3	4	9	0	0	1	2			23	
04	Oladipo, Victor	*	7-10	1-1	3-5	3	0	3	2	18	4	6	2	4			42	
11	Ferrell, Kevin (Yogi)	*	5-13	2-4	0-0	1	7	8	2	12	3	6	0	2			31	
40	Zeller, Cody	*	4-9	0-0	10-14	2	3	5	0	18	2	0	1	2			37	
00	Sheehy, Will		4-8	2-3	3-6	2	1	3	4	13	0	0	0	1			26	
12	Mosquera-Perea, H.		1-1	0-0	0-0	1	0	1	1	2	0	0	0	0			3	
22	Creek, Maurice		0-0	0-0	0-0	0	1	1	0	0	0	0	0	0			4	
23	Abell, Remy		1-6	0-1	4-5	1	3	4	1	6	0	1	0	1			15	
33	Hollowell, Jeremy		0-0	0-0	0-0	0	1	1	1	0	0	0	0	0			3	
Team						6			1			7						
Totals			27-63	5-12	27-38	18	20	38	18	86	14	13	4	13				225
FG % 1st Half:			14-32	43.8%	2nd half:	9-23	39.1%	OT:	4-8	50.0%	Game:	27-63	42.9%	Deadball				
3FG % 1st Half:			2-6	33.3%	2nd half:	3-5	60.0%	OT:	0-1	0.0%	Game:	5-12	41.7%	Rebounds				
FT % 1st Half:			7-12	58.3%	2nd half:	18-24	75.0%	OT:	2-2	100.0%	Game:	27-38	71.1%	8				

Butler 88 - 8-2

##	Player	*	Total			3-Ptr			Rebounds			PF	TP	A	TO	Blk	Stl	Min
			FG-FGA	FG-FGA	FT-FTA	FG-FGA	FG-FGA	FT-FTA	Off	Def	Tot							
03	BARLOW, Alex	*	2-3	0-1	2-2	0	1	1	4	6	0	3	0	2			19	
15	CLARKE, Rotnei	*	7-19	5-11	0-0	1	0	1	1	19	2	3	0	0			45	
21	JONES, Roosevelt	*	6-10	0-0	4-6	3	9	12	5	16	7	2	2	0			29	
23	MARSHALL, Khyle	*	5-10	0-0	1-2	3	2	5	1	11	0	2	0	1			33	
44	SMITH, Andrew	*	5-8	1-1	1-2	4	5	9	5	12	1	1	2	1			25	
04	FROMM, Erik		4-7	2-3	0-0	5	0	5	5	10	1	2	0	1			20	
11	ALDRIDGE, Jackson		0-1	0-0	0-0	0	0	0	1	0	0	0	0	0			2	
24	DUNHAM, Kellen		2-4	1-2	3-4	0	1	1	3	8	1	4	0	0			34	
31	WOODS, Kameron		0-0	0-0	0-0	0	1	1	1	0	0	0	0	0			4	
33	STIGALL, Chase		2-7	2-6	0-0	1	1	2	1	6	1	1	0	0			14	
Team						2			1			3						
Totals			33-69	11-24	11-16	19	21	40	27	88	13	18	4	5				225
FG % 1st Half:			13-33	39.4%	2nd half:	15-29	51.7%	OT:	5-7	71.4%	Game:	33-69	47.8%	Deadball				
3FG % 1st Half:			5-12	41.7%	2nd half:	4-9	44.4%	OT:	2-3	66.7%	Game:	11-24	45.8%	Rebounds				
FT % 1st Half:			2-4	50.0%	2nd half:	9-12	75.0%	OT:	0-0	0.0%	Game:	11-16	68.8%	2				

Officials: Mike Kitts, Larry Sciroto & Brian Dorsey

Technical fouls: Indiana-None. Butler-None.

Attendance: 19192

Score by periods	1st	2nd	OT	Total
Indiana	37	39	10	86
Butler	33	43	12	88

Points	In Paint	Off T/O	2nd Chance	Fast Break	Bench
IND	32	24	17	10	21
BU	42	13	27	3	24

Last FG - IND OT-00:19, BU OT-00:02.

Largest lead - IND by 7 1st-00:38, BU by 7 2nd-04:32.

Score tied - 7 times.

Lead changed - 7 times.

2012-13 BOX SCORES



Official Basketball Box Score -- Game Totals -- Final Statistics
 Mount St. Mary's vs Indiana
 12/19/12 7:01pm at Bloomington, Ind. (Assembly Hall)



Mount St. Mary's 54 - 4-5

##	Player	f	Total			3-Ptr			Rebounds			PF	TP	A	TO	Blk	Stl	Min
			FG-FGA	FG-FGA	FT-FTA	FG-FGA	FG-FGA	FT-FTA	Off	Def	Tot							
01	OWENS, Xavier	f	1-6	1-4	0-0	1	1	2	1	3	1	1	0	0	0	0	18	
13	KRAJINA, Kristijan	f	0-3	0-0	0-2	1	3	4	3	0	0	4	0	0	0	19		
05	CASTELLANOS, Josh	g	4-10	2-4	0-0	0	0	0	2	10	1	5	0	1	30			
22	WHACK, Rashad	g	5-9	3-6	4-4	0	1	1	2	17	1	2	0	0	27			
23	NORFLEET, Julian	g	1-4	1-2	0-0	0	0	0	1	3	2	0	0	4	20			
03	PRESCOTT, Sam		2-6	0-2	6-6	1	2	3	0	10	0	1	1	2	26			
14	BROWN, Oliver		0-1	0-0	0-0	0	0	0	0	0	1	0	0	0	2			
15	GRAVES, Gregory		1-2	0-0	1-3	0	2	2	1	3	0	1	0	2	16			
21	PARKER, Kelvin		2-7	2-6	0-0	0	2	2	0	6	0	0	0	1	17			
35	BARBER, Raven		0-0	0-0	0-0	0	0	0	1	0	0	0	0	0	5			
50	DANAHER, Taylor		1-6	0-0	0-2	1	0	1	4	2	0	1	0	2	20			
	Team					3	0	3			2							
	Totals		17-54	9-24	11-17	7	11	18	15	54	6	17	1	12	200			

FG % 1st Half: 8-22 36.4% 2nd half: 9-32 28.1% Game: 17-54 31.5% Deadball Rebounds 4
 3FG % 1st Half: 5-13 38.5% 2nd half: 4-11 36.4% Game: 9-24 37.5%
 FT % 1st Half: 8-8 100.0% 2nd half: 3-9 33.3% Game: 11-17 64.7%

Indiana 93 - 10-1

##	Player	f	Total			3-Ptr			Rebounds			PF	TP	A	TO	Blk	Stl	Min
			FG-FGA	FG-FGA	FT-FTA	FG-FGA	FG-FGA	FT-FTA	Off	Def	Tot							
02	Wattford, Christian	f	5-9	3-5	2-2	1	7	8	1	15	2	1	1	0	27			
40	Zeller, Cody	f	7-9	0-0	2-2	2	4	6	2	16	1	3	0	0	24			
01	Hulls, Jordan	g	3-3	2-2	0-0	0	2	2	2	8	5	3	0	1	21			
04	Oladipo, Victor	g	5-7	2-2	2-4	2	3	5	1	14	5	5	0	3	25			
11	Ferrell, Kevin (Yogi)	g	3-5	1-2	1-2	0	4	4	3	8	9	2	0	1	28			
00	Sheehey, Will		6-9	0-0	4-4	0	4	4	3	16	1	2	0	2	24			
12	Mosquera-Perea, H.		0-2	0-0	0-2	0	1	1	2	0	0	0	0	1	10			
15	Smith, Raphael		1-1	0-0	0-0	0	1	1	1	2	0	1	0	0	2			
20	Wayer, Taylor		0-0	0-0	0-0	0	0	0	0	0	0	0	0	0	1			
23	Abell, Remy		5-5	1-1	1-3	4	2	6	0	12	4	1	0	0	22			
24	Howard, Jeff		0-0	0-0	0-0	0	1	1	0	0	0	0	1	0	7			
32	Elston, Derek		1-1	0-0	0-0	0	2	2	1	2	0	1	1	0	9			
	Team					0	1	1										
	Totals		36-51	9-12	12-19	9	32	41	16	93	27	19	3	8	200			

FG % 1st Half: 18-25 72.0% 2nd half: 18-26 69.2% Game: 36-51 70.6% Deadball Rebounds 2
 3FG % 1st Half: 5-6 83.3% 2nd half: 4-6 66.7% Game: 9-12 75.0%
 FT % 1st Half: 5-9 55.6% 2nd half: 7-10 70.0% Game: 12-19 63.2%

Officials: Ted Valentine, Mike Eades, Gerald Williams
 Technical fouls: Mount St. Mary's-None. Indiana-None.
 Attendance: 17009

Score by periods	1st	2nd	Total
Mount St. Mary's	29	25	54
Indiana	46	47	93

Points	In	Off	2nd	Fast	Bench
MOUNT	Paint	T/O	Chance	Break	
MOUNT	14	16	6	2	21
IND	50	25	14	23	32

Last FG - MOUNT 2nd-00:04, IND 2nd-00:30.
 Largest lead - MOUNT None, IND by 41 2nd-03:51.

Score tied - 0 times.
 Lead changed - 0 times.

2012-13 BOX SCORES



Official Basketball Box Score -- Game Totals -- Final Statistics
 Florida Atlantic vs Indiana
 12/21/12 7:02 p.m. at Bloomington, Ind. (Assembly Hall)

Florida Atlantic 52 • 5-7

##	Player		Total			3-Ptr			Rebounds			PF	TP	A	TO	Blk	Stl	Min
			FG-FGA	FG-FGA	FT-FTA	FG-FGA	FG-FGA	FT-FTA	Off	Def	Tot							
21	McCoy, Jordan	f	1-3	0-0	0-2	1	1	2	3	2	1	1	0	2			19	
03	Sekelja, Dragan	c	0-1	0-0	0-0	2	3	5	5	0	4	0	0	0			10	
12	Trapp, Jackson	g	2-5	1-3	0-0	0	0	0	2	5	1	2	1	1			12	
22	Gantt, Greg	g	9-21	2-5	5-6	0	2	2	1	25	1	3	0	0			38	
25	Bertone, Pablo	g	1-11	0-4	1-2	0	1	1	4	3	0	4	0	1			26	
02	Thornton, Devonte		0-4	0-1	0-0	0	2	2	0	0	0	1	0	0			19	
04	Mattison, Andre		2-2	0-0	1-2	2	0	2	1	5	0	1	2	1			18	
05	Lacunza, Javier		0-1	0-0	0-0	0	0	0	0	0	0	0	0	0			4	
15	Morrow, Richard		2-5	0-2	4-5	1	1	2	3	8	0	1	0	0			25	
24	Bryant, Chris		0-0	0-0	0-0	0	0	0	1	0	0	0	0	1			6	
44	Penn, Kelvin		2-3	0-0	0-1	2	4	6	3	4	0	1	3	1			23	
	Team					4	2	6			2							
	Totals		19-56	3-15	11-18	12	16	28	23	52	7	16	6	7			200	
	FG % 1st Half:	9-25	36.0%	2nd half:	10-31	32.3%	Game:	19-56	33.9%								Deadball	
	3FG % 1st Half:	1-5	20.0%	2nd half:	2-10	20.0%	Game:	3-15	20.0%								Rebounds	
	FT % 1st Half:	6-9	66.7%	2nd half:	5-9	55.6%	Game:	11-18	61.1%								2	

Indiana 88 • 11-1

##	Player		Total			3-Ptr			Rebounds			PF	TP	A	TO	Blk	Stl	Min
			FG-FGA	FG-FGA	FT-FTA	FG-FGA	FG-FGA	FT-FTA	Off	Def	Tot							
02	Watford, Christian	f	5-9	2-4	5-5	0	0	0	1	17	2	1	2	0			28	
40	Zeller, Cody	f	6-9	0-0	12-13	1	5	6	1	24	1	0	1	1			22	
01	Hulls, Jordan	g	3-5	2-3	2-2	0	2	2	2	10	1	2	0	0			27	
04	Oladipo, Victor	g	6-8	1-1	3-3	5	3	8	1	16	0	0	0	1			21	
11	Ferrell, Kevin (Yogi)	g	1-4	0-0	2-2	0	4	4	2	4	5	4	0	1			29	
00	Sheehy, Will		3-7	1-2	2-2	1	2	3	3	9	0	2	0	2			23	
12	Mosquera-Perea, H.		2-3	0-0	0-0	3	7	10	1	4	1	3	2	0			14	
15	Smith, Raphael		1-1	0-0	0-0	0	1	1	0	2	0	0	0	0			3	
20	Wayer, Taylor		0-0	0-0	0-0	0	0	0	0	0	0	0	0	0			1	
23	Abell, Remy		1-3	0-0	0-0	0	0	0	4	2	1	3	0	1			15	
24	Howard, Jeff		0-0	0-0	0-0	0	2	2	0	0	0	0	0	0			3	
32	Elston, Derek		0-5	0-2	0-0	1	2	3	1	0	0	0	0	0			10	
42	Jurkin, Peter		0-1	0-0	0-0	0	0	0	0	0	0	0	0	0			4	
	Team					1	1	2										
	Totals		28-55	6-12	26-27	12	29	41	16	88	11	15	5	6			200	
	FG % 1st Half:	21-34	61.8%	2nd half:	7-21	33.3%	Game:	28-55	50.9%								Deadball	
	3FG % 1st Half:	5-9	55.6%	2nd half:	1-3	33.3%	Game:	6-12	50.0%								Rebounds	
	FT % 1st Half:	8-8	100.0%	2nd half:	18-19	94.7%	Game:	26-27	96.3%								0,1	

Officials: Tom Eades, Kelly Self, and Paulk Janssen
 Technical fouls: Florida Atlantic-TEAM. Indiana-None.
 Attendance: 17472

Score by periods	1st	2nd	Total
Florida Atlantic	25	27	52
Indiana	55	33	88

Points	In	Off	2nd	Fast	Bench
Paint	20	18	6	2	17
FAU	36	25	16	8	17
IND					

Last FG - FAU 2nd-04:09, IND 2nd-00:37.
 Largest lead - FAU by 2 1st-19:32, IND by 39 2nd-04:57.

Score tied - 3 times.
 Lead changed - 1 time.

2012-13 BOX SCORES



Official Basketball Box Score -- Game Totals -- Final Statistics
Jacksonville vs Indiana
12/28/12 8:06pm at Bloomington, Ind. (Assembly Hall)



Jacksonville 59 • 5-8

##	Player		Total			3-Ptr			Rebounds			PF	TP	A	TO	Blk	Stl	Min
			FG-FGA	FG-FGA	FT-FTA	FG-FGA	FG-FGA	FT-FTA	Off	Def	Tot							
20	FRITSCH, Dylan	f	5-10	5-7	0-1	0	0	0	3	15	1	1	0	0	0	0	34	
23	FLEMING, Kordario	f	4-7	0-0	0-3	1	1	2	5	8	0	7	1	1	1	23		
42	POWELL, Glenn	f	3-7	0-0	0-0	4	8	12	4	6	0	2	0	0	24			
02	POWELL, Russell	g	2-6	0-0	0-0	0	2	2	2	4	7	3	0	0	26			
11	HAYWOOD, Jarvis	g	3-10	1-3	2-2	2	2	4	1	9	1	2	0	0	28			
01	BOGUS, Jeremy		2-7	2-4	1-2	1	0	1	2	7	0	0	1	0	15			
05	GRAHAM, Evin		2-3	2-2	2-5	0	1	1	3	8	1	2	0	2	18			
10	BELL, Marcellous		0-2	0-1	0-0	0	1	1	0	0	0	0	1	0	13			
12	SPURLING, Chris		0-0	0-0	0-0	0	1	1	0	0	0	0	0	0	1			
44	ALDERMAN, Tyler		1-4	0-0	0-0	0	3	3	5	2	1	2	1	0	18			
	Team					1	0	1										
	Totals		22-56	10-17	5-13	9	19	28	25	59	11	20	4	3	200			

FG % 1st Half: 14-30 46.7% 2nd half: 8-26 30.8% Game: 22-56 39.3% Deadball Rebounds 2.1
3FG % 1st Half: 5-9 55.6% 2nd half: 5-8 62.5% Game: 10-17 58.8%
FT % 1st Half: 0-3 0.0% 2nd half: 5-10 50.0% Game: 5-13 38.5%

Indiana 93 • 12-1

##	Player		Total			3-Ptr			Rebounds			PF	TP	A	TO	Blk	Stl	Min
			FG-FGA	FG-FGA	FT-FTA	FG-FGA	FG-FGA	FT-FTA	Off	Def	Tot							
02	Watford, Christian	f	3-7	0-2	5-6	2	4	6	2	11	1	3	0	0	26			
40	Zeller, Cody	f	5-8	0-1	6-8	1	5	6	4	16	0	3	2	0	19			
01	Hulls, Jordan	g	6-9	6-9	2-2	0	4	4	1	20	2	2	0	0	26			
04	Oladipo, Victor	g	5-6	2-3	2-2	1	6	7	1	14	2	2	2	2	24			
11	Ferrell, Kevin (Yogi)	g	2-5	1-4	1-2	0	2	2	2	6	10	0	0	2	30			
00	Sheehey, Will		6-13	2-3	0-1	1	4	5	3	14	2	0	2	0	25			
12	Mosquera-Perea, H.		1-1	0-0	4-4	0	1	1	3	6	0	1	0	0	12			
15	Smith, Raphael		0-1	0-0	0-0	0	0	0	0	0	0	2	0	0	2			
20	Wayer, Taylor		0-1	0-0	0-0	1	0	1	0	0	0	0	0	0	1			
23	Abell, Remy		1-5	0-2	2-2	1	1	2	3	4	3	1	0	0	20			
24	Howard, Jeff		0-0	0-0	0-0	0	2	2	0	0	0	0	0	0	2			
32	Elston, Derek		0-1	0-1	2-4	1	0	1	1	2	1	1	1	1	11			
42	Jurkin, Peter		0-0	0-0	0-0	0	0	0	0	0	0	0	0	0	2			
	Team					2	2	4										
	Totals		29-57	11-25	24-31	10	31	41	20	93	21	15	7	5	200			

FG % 1st Half: 17-36 47.2% 2nd half: 12-21 57.1% Game: 29-57 50.9% Deadball Rebounds 5
3FG % 1st Half: 8-19 42.1% 2nd half: 3-6 50.0% Game: 11-25 44.0%
FT % 1st Half: 6-8 75.0% 2nd half: 18-23 78.3% Game: 24-31 77.4%

Officials: Jim Burr, Eric Curry, Johnny Wilkins
Technical fouls: Jacksonville-None. Indiana-None.
Attendance: 17472

Score by periods	1st	2nd	Total
Jacksonville	33	26	59
Indiana	48	45	93

Points	In	Off	2nd	Fast	Bench
JU	Paint	T/O	Chance	Break	
JU	20	18	3	10	17
IND	26	34	17	7	26

Last FG - JU 2nd-00:08, IND 2nd-03:05.
Largest lead - JU by 5 1st-17:38, IND by 42 2nd-01:45.

Score tied - 2 times.
Lead changed - 3 times.

2012-13 BOX SCORES



Official Basketball Box Score -- Game Totals -- Final Statistics
Indiana vs Iowa



12/31/12 3:05 p.m. at Carver-Hawkeye Arena - Iowa City, IA

Indiana 69 • 13-1, 1-0

#	Player		Total			3-Ptr			Rebounds			PF	TP	A	TO	Blk	Stl	Min
			FG-FGA	FG-FGA	FT-FTA	FG-FGA	FG-FGA	FT-FTA	Off	Def	Total							
02	Wafford, Christian	f	3-9	2-5	3-4	1	7	8	4	11	0	1	0	0	0	0	29	
40	Zeller, Cody	f	7-12	0-0	5-5	5	5	10	2	19	1	4	1	1	1	33		
01	Hulls, Jordan	g	0-10	0-4	0-0	0	3	3	3	0	6	0	0	2	22			
04	Oladipo, Victor	g	6-10	0-0	2-2	3	7	10	2	14	2	3	0	1	34			
11	Ferrell, Kevin (Yogi)	g	4-8	1-2	0-1	1	6	7	2	9	4	3	0	1	32			
00	Sheehey, Will		5-11	1-3	2-4	1	4	5	2	13	2	1	0	0	24			
12	Mosquera-Perea, H.		0-0	0-0	0-0	0	0	0	2	0	0	2	0	0	4			
23	Abell, Remy		1-3	0-0	1-2	1	0	1	0	3	1	0	0	0	12			
02	Elston, Derek		0-1	0-0	0-0	1	0	1	0	0	0	0	0	0	5			
33	Hollowell, Jeremy		0-1	0-0	0-0	0	0	0	1	0	0	1	2	0	5			
	Team					1	0	1										
	Totals		26-65	4-14	13-18	14	32	46	18	69	16	15	3	5	200			
	FG % 1st Half:	14-36	38.9%	2nd half:	12-29	41.4%	Game:	26-65	40.0%							Deadball		
	3FG % 1st Half:	3-8	37.5%	2nd half:	1-6	16.7%	Game:	4-14	28.6%							Rebounds		
	FT % 1st Half:	2-2	100.0%	2nd half:	11-16	68.8%	Game:	13-18	72.2%							3		

Iowa 65 • 11-3, 0-1

#	Player		Total			3-Ptr			Rebounds			PF	TP	A	TO	Blk	Stl	Min
			FG-FGA	FG-FGA	FT-FTA	FG-FGA	FG-FGA	FT-FTA	Off	Def	Total							
04	Marble, Roy Devyn	f	1-14	0-4	12-13	1	8	9	2	14	2	1	0	1	33			
30	White, Aaron	f	6-12	1-1	2-5	4	2	6	2	15	2	0	1	0	33			
34	Woodbury, Adam	c	2-7	0-0	0-0	2	6	8	5	4	0	1	1	2	18			
05	Clemmons, Anthony	g	2-6	0-1	2-2	0	3	3	3	6	6	4	0	2	24			
10	Gesell, Mike	g	6-12	0-2	1-2	0	1	1	1	13	2	3	1	2	35			
00	Olaseni, Gabriel		0-0	0-0	1-2	0	0	0	0	1	0	0	0	0	5			
01	Basabe, Melsahn		1-1	0-0	0-0	0	1	1	0	2	0	1	1	1	9			
02	Oglesby, Josh		2-5	2-5	0-0	0	4	4	0	6	2	1	0	1	19			
15	McCabe, Zach		1-6	0-4	2-2	1	1	2	2	4	0	0	0	2	18			
25	May, Eric		0-0	0-0	0-0	1	1	2	0	0	0	1	0	0	6			
	Team					3	0	3										
	Totals		21-63	3-17	20-26	12	27	39	15	65	14	12	4	11	200			
	FG % 1st Half:	8-34	23.5%	2nd half:	13-29	44.8%	Game:	21-63	33.3%							Deadball		
	3FG % 1st Half:	1-8	12.5%	2nd half:	2-9	22.2%	Game:	3-17	17.6%							Rebounds		
	FT % 1st Half:	8-11	72.7%	2nd half:	12-15	80.0%	Game:	20-26	76.9%							4		

Officials: Mike Kitts, Mike Eades, John Gaffney

Technical fouls: Indiana-None, Iowa-None.

Attendance: 15400

2012-13 Big Ten Opener

Fouled Out - Iowa: Woodbury (00:51)

Score by periods	1st	2nd	Total
Indiana	33	36	69
Iowa	25	40	65

Points	In Paint	Off T/O	2nd Chance	Fast Break	Bench
IND	40	9	10	6	16
IOWA	28	15	5	10	13

Last FG - IND 2nd-01:03, IOWA 2nd-00:07.
Largest lead - IND by 10 2nd-16:07, IOWA by 5 1st-09:52.

Score tied - 0 times.
Lead changed - 2 times.

2012-13 BOX SCORES



Official Basketball Box Score -- Game Totals -- Final Statistics
Indiana vs Penn State
01/07/13 7:00 at University Park, Pa.



Indiana 74 • 14-1, 2-0

##	Player		Total			3-Ptr			Rebounds			PF	TP	A	TO	Blk	Stl	Min
			FG-FGA	FG-FGA	FT-FTA	FG-FGA	FG-FGA	FT-FTA	Off	Def	Tot							
02	Watford, Christian	f	5-8	3-5	3-4	1	7	8	3	16	2	3	0	0			27	
40	Zeller, Cody	f	5-7	0-0	5-9	1	4	5	3	15	1	3	2	4			32	
01	Hulls, Jordan	g	4-6	2-3	4-5	1	1	2	0	14	2	2	0	0			29	
04	Oladipo, Victor	g	4-6	1-1	1-2	1	5	6	3	10	3	6	0	1			28	
11	Ferrell, Kevin (Yogi)	g	0-5	0-3	1-2	0	1	1	2	1	1	1	0	1			26	
00	Sheehey, Will		2-6	1-2	3-4	0	4	4	1	8	2	1	0	1			25	
12	Mosquera-Perea, H.		0-0	0-0	0-2	1	0	1	3	0	1	0	0	1			8	
23	Abell, Remy		2-2	1-1	2-2	0	0	0	2	7	2	0	0	1			14	
33	Hollowell, Jeremy		0-2	0-1	3-4	1	3	4	1	3	0	1	0	1			10	
42	Jurkin, Peter		0-0	0-0	0-0	0	0	0	0	0	0	0	0	0			1	
	Team					1	1	2										
	Totals		22-42	8-16	22-34	7	26	33	18	74	14	17	2	10			200	
	FG % 1st Half:	14-27	51.9%	2nd half:	8-15	53.3%	Game:	22-42	52.4%								Deadball	
	3FG % 1st Half:	6-11	54.5%	2nd half:	2-5	40.0%	Game:	8-16	50.0%								Rebounds	
	FT % 1st Half:	10-13	76.9%	2nd half:	12-21	57.1%	Game:	22-34	64.7%								7.1	

Penn State 51 • 8-6, 0-2

##	Player		Total			3-Ptr			Rebounds			PF	TP	A	TO	Blk	Stl	Min
			FG-FGA	FG-FGA	FT-FTA	FG-FGA	FG-FGA	FT-FTA	Off	Def	Tot							
10	Taylor, Brandon	f	1-4	1-3	1-2	1	1	2	5	4	1	1	0	0			13	
21	Borovnjak, Sasa	f	2-3	0-0	1-1	3	0	3	3	5	0	1	1	0			20	
43	Travis, Ross	f	6-17	2-5	0-1	2	3	5	2	14	0	3	0	0			39	
02	Newbill, D.J.	g	3-15	0-3	2-3	2	4	6	2	8	3	5	0	2			38	
11	Marshall, Jermaine	g	5-11	1-3	0-0	1	6	7	2	11	3	4	1	0			39	
05	Jack, Donovan		1-2	1-2	2-2	1	1	2	2	5	0	1	0	0			8	
14	Montminy, Kevin		0-0	0-0	0-0	0	0	0	0	0	0	0	0	0			1	
20	Colella, Nick		0-2	0-2	0-0	0	1	1	2	0	3	3	0	0			17	
25	Graham, Jon		0-4	0-0	2-2	2	1	3	5	2	0	1	2	1			18	
32	Ackerman, Pat		1-2	0-0	0-0	1	0	1	2	2	0	0	0	1			6	
34	Wisniewski, Alan		0-0	0-0	0-0	0	0	0	0	0	0	0	0	0			1	
	Team					4	1	5										
	Totals		19-60	5-18	8-11	17	18	35	25	51	10	19	4	4			200	
	FG % 1st Half:	11-32	34.4%	2nd half:	8-28	28.6%	Game:	19-60	31.7%								Deadball	
	3FG % 1st Half:	3-6	50.0%	2nd half:	2-12	16.7%	Game:	5-18	27.8%								Rebounds	
	FT % 1st Half:	2-3	66.7%	2nd half:	6-8	75.0%	Game:	8-11	72.7%								0	

Officials: Jim Burr, Lamont Simpson, Gerald Williams

Technical fouls: Indiana-None. Penn State-None.

Attendance: 9386

Flagrant-1 Foul on Ross Travis at 15:07 1st Half

Score by periods	1st	2nd	Total
Indiana	44	30	74
Penn State	27	24	51

Points	In	Off	2nd	Fast	Bench
IND	22	19	7	10	18
PSU	20	9	14	2	9

Last FG - IND 2nd-04:06, PSU 2nd-05:58.

Largest lead - IND by 23 2nd-00:31, PSU by 1 1st-18:20.

Score tied - 0 times.

Lead changed - 2 times.

2012-13 BOX SCORES



Official Basketball Box Score -- Game Totals -- Final Statistics
 Minnesota vs Indiana
 01/12/13 12:06pm at Bloomington, Ind. (Assembly Hall)



Minnesota 81 • 15-2, 3-1

##	Player		Total			3-Ptr			Rebounds			PF	TP	A	TO	Blk	Stl	Min
			FG-FGA	FG-FGA	FT-FTA	Off	Def	Total	Off	Def	Total							
20	Hollins, Austin	f	4-10	3-5	2-3	3	2	5	3	13	3	4	1	1			33	
32	Mbakwe, Trevor	f	5-9	0-0	3-3	4	6	10	4	13	3	2	2	0			34	
33	Williams, Rodney	f	5-9	1-1	0-0	3	2	5	5	11	1	0	3	0			26	
01	Hollins, Andre	g	8-20	5-12	4-6	0	1	1	4	25	3	5	0	4			35	
11	Coleman, Joe	g	4-8	0-1	3-3	0	3	3	5	11	1	2	0	3			32	
00	Welch, Julian		0-3	0-3	0-0	0	0	0	2	0	3	1	0	0			10	
10	Osenieks, Oto		0-1	0-1	0-0	0	2	2	0	0	0	1	0	0			6	
13	Ahanmisi, Maverick		2-5	2-4	0-0	0	0	0	0	6	0	1	0	1			7	
30	Ingram, Andre		1-1	0-0	0-0	1	0	1	2	2	0	1	0	0			10	
55	Eliason, Elliott		0-0	0-0	0-0	0	0	0	0	0	1	0	0	0			7	
Team						4	3	7										
Totals			29-66	11-27	12-15	15	19	34	25	81	15	17	6	9			200	
FG % 1st Half: 12-26			46.2%	2nd half: 17-40			42.5%	Game: 29-66			43.9%	Deadball						
3FG % 1st Half: 5-13			38.5%	2nd half: 6-14			42.9%	Game: 11-27			40.7%	Rebounds						
FT % 1st Half: 0-0			0.0%	2nd half: 12-15			80.0%	Game: 12-15			80.0%	2						

Indiana 88 • 15-1, 3-0

##	Player		Total			3-Ptr			Rebounds			PF	TP	A	TO	Blk	Stl	Min
			FG-FGA	FG-FGA	FT-FTA	Off	Def	Total	Off	Def	Total							
02	Watford, Christian	f	4-11	2-3	5-8	3	6	9	1	15	0	3	0	0			32	
40	Zeller, Cody	f	6-8	0-0	6-8	2	4	6	1	18	2	1	3	2			32	
01	Hulls, Jordan	g	4-8	4-7	7-10	1	3	4	4	19	2	4	0	1			29	
04	Oladipo, Victor	g	8-10	1-2	3-4	4	2	6	5	20	2	2	0	3			30	
11	Ferrell, Kevin (Yogi)	g	5-8	1-3	2-4	0	1	1	1	13	8	2	0	1			37	
00	Sheehey, Will		0-3	0-2	0-0	1	1	2	1	0	0	1	0	2			16	
12	Mosquera-Perea, H.		0-0	0-0	1-2	1	0	1	0	1	0	0	0	0			8	
23	Abell, Remy		0-3	0-1	1-2	0	0	0	2	1	0	2	0	0			12	
33	Hollowell, Jeremy		0-2	0-1	1-2	1	0	1	0	1	0	0	0	0			4	
Team						1	5	6										
Totals			27-53	8-19	26-40	14	22	36	15	88	14	15	3	9			200	
FG % 1st Half: 21-32			65.6%	2nd half: 6-21			28.6%	Game: 27-53			50.9%	Deadball						
3FG % 1st Half: 7-11			63.6%	2nd half: 1-8			12.5%	Game: 8-19			42.1%	Rebounds						
FT % 1st Half: 3-4			75.0%	2nd half: 23-36			63.9%	Game: 26-40			65.0%	7.1						

Officials: Ted Valentine, Tom Eades, Larry Scirotto
 Technical fouls: Minnesota-None. Indiana-None.
 Attendance: 17472

Score by periods	1st	2nd	Total
Minnesota	29	52	81
Indiana	52	36	88

Last FG - MINN 2nd-00:40, IND 2nd-02:11.
 Largest lead - MINN None, IND by 23 1st-00:10.

	In	Off	2nd	Fast	Bench
Points	Paint	T/O	Chance	Break	
MINN	28	19	21	4	8
IND	36	27	17	14	3

Score tied - 3 times.
 Lead changed - 0 times.

2012-13 BOX SCORES



Official Basketball Box Score -- Game Totals -- Final Statistics
Wisconsin vs Indiana
01/15/13 9:00pm at Bloomington, Ind. (Assembly Hall)



Wisconsin 64 • 13-4, 4-0

##	Player		Total			3-Ptr			Rebounds			PF	TP	A	TO	Blk	Stl	Min
			FG-FGA	FG-FGA	FT-FTA	FG-FGA	FG-FGA	FT-FTA	Off	Def	Tot							
05	Evans, Ryan	f	6-11	0-1	1-2	2	6	8	2	13	2	1	1	1	1	33		
31	Bruesewitz, Mike	f	2-5	2-5	4-6	1	2	3	3	10	4	1	0	1	33			
40	Berggren, Jared	c	2-8	0-3	1-1	0	4	4	3	5	1	0	1	1	28			
01	Brust, Ben	g	4-7	1-4	0-0	2	1	3	3	9	2	3	0	1	35			
12	Jackson, Traevon	g	3-9	0-2	5-5	0	3	3	5	11	2	2	0	0	32			
03	Marshall, George		0-1	0-0	0-0	0	0	0	0	0	1	0	0	0	13			
15	Dekker, Sam		4-8	2-5	0-0	1	3	4	1	10	0	1	1	0	23			
44	Kaminsky, Frank		2-2	2-2	0-0	0	1	1	0	6	0	0	0	0	3			
Team						1	1	2										
Totals			23-51	7-22	11-14	7	21	28	17	64	12	8	3	4	200			

FG % 1st Half: 13-28 46.4% 2nd half: 10-23 43.5% Game: 23-51 45.1% Deadball Rebounds 0
3FG % 1st Half: 4-12 33.3% 2nd half: 3-10 30.0% Game: 7-22 31.8%
FT % 1st Half: 1-1 100.0% 2nd half: 10-13 76.9% Game: 11-14 78.6%

Indiana 59 • 15-2, 3-1

##	Player		Total			3-Ptr			Rebounds			PF	TP	A	TO	Blk	Stl	Min
			FG-FGA	FG-FGA	FT-FTA	FG-FGA	FG-FGA	FT-FTA	Off	Def	Tot							
02	Watford, Christian	f	3-8	1-3	4-4	0	5	5	3	11	0	1	0	0	29			
40	Zeller, Cody	f	9-15	0-0	5-7	3	7	10	1	23	0	2	0	1	35			
01	Hulls, Jordan	g	2-8	0-1	0-0	2	0	2	1	4	3	3	0	1	32			
04	Oladipo, Victor	g	3-7	1-1	3-3	4	1	5	4	10	0	1	0	1	28			
11	Ferrell, Kevin (Yogi)	g	2-8	1-5	4-5	1	2	3	1	9	1	1	0	1	34			
00	Sheehy, Will		0-4	0-1	0-0	1	2	3	2	0	1	2	0	0	17			
12	Mosquera-Perea, H.		0-1	0-0	0-0	1	1	2	1	0	0	0	0	0	3			
23	Abell, Remy		0-2	0-1	0-0	1	2	3	2	0	1	1	0	0	14			
33	Hollowell, Jeremy		1-1	0-0	0-0	0	2	2	1	2	1	0	0	0	8			
Team						1	1	2										
Totals			20-54	3-12	16-19	14	23	37	16	59	7	11	0	4	200			

FG % 1st Half: 13-28 46.4% 2nd half: 7-26 26.9% Game: 20-54 37.0% Deadball Rebounds 2,1
3FG % 1st Half: 2-5 40.0% 2nd half: 1-7 14.3% Game: 3-12 25.0%
FT % 1st Half: 4-5 80.0% 2nd half: 12-14 85.7% Game: 16-19 84.2%

Officials: Mike Kitts, Pat Driscoll, Mark Whitehead
Technical fouls: Wisconsin-None. Indiana-None.
Attendance: 17472

Score by periods	1st	2nd	Total
Wisconsin	31	33	64
Indiana	32	27	59

Last FG - WIS 2nd-02:25, IND 2nd-00:16.
Largest lead - WIS by 10 2nd-10:08, IND by 4 1st-15:18.

	In	Off	2nd	Fast	Bench
Points	Paint	T/O	Chance	Break	
WIS	22	13	6	3	16
IND	30	7	10	3	2

Score tied - 6 times.
Lead changed - 9 times.

2012-13 BOX SCORES



Official Basketball Box Score -- Game Totals -- Final Statistics
Indiana vs Northwestern



01/20/13 12:00 p.m. at Evanston, Ill. (Welsh-Ryan Arena)

Indiana 67 • 16-2, 4-1

##	Player	f	Total			3-Ptr			Rebounds			PF	TP	A	TO	Blk	Stl	Min
			FG-FGA	FG-FGA	FT-FTA	Off	Def	Tot										
2	Watford, Christian	f	3-5	2-3	6-8	0	6	6	4	14	0	0	0	0	0	0	29	
40	Zeller, Cody	f	6-11	0-0	9-10	4	9	13	3	21	1	1	1	2	36			
1	Hulls, Jordan	g	5-10	1-3	4-7	0	0	0	0	15	1	0	0	0	37			
11	Ferrell, Kevin (Yogi)	g	2-4	0-0	0-0	0	1	1	2	4	1	2	0	0	26			
4	Oladipo, Victor	g	2-4	1-1	2-2	5	1	6	2	7	5	1	1	1	24			
0	Sheehy, Will		2-5	0-1	2-3	0	4	4	4	6	1	2	0	0	19			
12	Mosquera-Perea, H.		0-0	0-0	0-0	0	1	1	2	0	0	0	0	1	3			
23	Abell, Remy		0-2	0-1	0-1	0	1	1	2	0	1	0	0	0	15			
32	Elston, Derek		0-0	0-0	0-0	0	0	0	0	0	0	0	0	0	1			
33	Hollowell, Jeremy		0-1	0-0	0-0	1	0	1	1	0	0	0	0	0	10			
Team						1	2	3										
Totals			20-42	4-9	23-31	11	25	36	20	67	10	6	2	4	200			

FG % 1st Half: 12-27 44.4% 2nd half: 8-15 53.3% Game: 20-42 47.6%
3FG % 1st Half: 3-6 50.0% 2nd half: 1-3 33.3% Game: 4-9 44.4%
FT % 1st Half: 4-7 57.1% 2nd half: 19-24 79.2% Game: 23-31 74.2%

Deadball
Rebounds
3

Northwestern 59 • 11-8, 2-4

##	Player	f	Total			3-Ptr			Rebounds			PF	TP	A	TO	Blk	Stl	Min
			FG-FGA	FG-FGA	FT-FTA	Off	Def	Tot										
12	Swopshire, Jared	f	5-10	3-7	0-0	2	6	8	3	13	2	1	1	2	40-			
13	Abrahamson, Kale	f	0-1	0-0	0-0	0	1	1	0	0	0	1	0	0	10			
22	Olah, Alex	c	2-7	0-1	0-0	1	0	1	1	4	5	0	0	0	23			
11	Hearn, Reggie	g	7-12	0-2	8-9	0	3	3	4	22	1	0	1	0	40			
3	Sobolewski, Dave	g	2-9	2-5	3-7	0	1	1	3	9	2	1	0	0	40			
10	Turner, Mike		0-1	0-1	0-0	0	0	0	4	0	2	1	0	0	12			
14	Demps, Tre		4-9	1-3	2-2	2	1	3	1	11	0	1	0	0	16			
15	Montgomery, James		0-0	0-0	0-0	0	0	0	0	0	0	0	0	0	0+			
4	Marcotullio, Alex		0-0	0-0	0-0	0	1	1	5	0	1	1	0	0	19			
Team						3	3	6										
Totals			20-49	6-19	13-18	8	16	24	21	59	13	6	2	2	200			

FG % 1st Half: 7-23 30.4% 2nd half: 13-26 50.0% Game: 20-49 40.8%
3FG % 1st Half: 1-9 11.1% 2nd half: 5-10 50.0% Game: 6-19 31.6%
FT % 1st Half: 2-3 66.7% 2nd half: 11-15 73.3% Game: 13-18 72.2%

Deadball
Rebounds
1

Officials: Ed Hightower, Kelly Self, Steve McJunkins
Technical fouls: Indiana-None. Northwestern-None.
Attendance: 8117

Score by periods	1st	2nd	Total
Indiana	31	36	67
Northwestern	17	42	59

	In	Off	2nd	Fast	Bench
Points	Paint	T/O	Chance	Break	
IND	26	8	11	3	6
NU	22	5	5	2	11

Last FG - IND 2nd-01:31, NU 2nd-00:03.
Largest lead - IND by 17 1st-04:33, NU by 1 1st-18:04.

Score tied - 0 times.
Lead changed - 2 times.

2012-13 BOX SCORES



Official Basketball Box Score -- Game Totals -- Final Statistics
Penn State vs Indiana
01/23/13 7:01pm at Bloomington, Ind. (Assembly Hall)



Penn State 49 • 8-11, 0-7

##	Player	Total			3-Ptr			Rebounds			PF	TP	A	TO	Blk	Stl	Min
		FG-FGA	FG-FGA	FT-FTA	Off	Def	Tot	Off	Def	Tot							
10	Taylor, Brandon	f	0-6	0-3	0-0	1	2	3	5	0	0	1	1	1	0	23	
21	Borovnjak, Sasa	f	1-5	0-0	2-2	1	1	2	5	4	0	1	0	1	19		
02	Newbill, D.J.	g	7-17	0-2	4-6	1	6	7	1	18	1	8	1	4	39		
11	Marshall, Jermaine	g	5-11	1-5	1-2	1	5	6	5	12	2	3	0	0	28		
20	Colella, Nick	g	0-1	0-1	1-2	1	2	3	4	1	0	1	0	2	31		
01	Maduegbunam, Akosa		0-0	0-0	0-0	0	0	0	0	0	0	0	0	0	1		
05	Jack, Donovan		0-3	0-0	0-0	0	0	0	3	0	0	1	1	0	11		
14	Montminy, Kevin		0-0	0-0	0-0	0	0	0	0	0	0	0	0	0	1		
25	Graham, Jon		2-3	0-0	1-2	0	1	1	3	5	1	0	2	0	18		
32	Ackerman, Pat		0-0	0-0	0-0	0	0	0	2	0	0	0	0	0	2		
34	Wisniewski, Alan		0-0	0-0	0-0	0	0	0	0	0	0	0	0	0	1		
43	Travis, Ross		2-5	1-4	4-4	2	3	5	1	9	1	1	2	0	26		
Team						3	2	5			2						
Totals			17-51	2-15	13-18	10	22	32	29	49	5	18	7	7	200		
FG % 1st Half:		8-27	29.6%	2nd half:		9-24	37.5%	Game:		17-51	33.3%			Deadball			
3FG % 1st Half:		1-7	14.3%	2nd half:		1-8	12.5%	Game:		2-15	13.3%			Rebounds			
FT % 1st Half:		2-2	100.0%	2nd half:		11-16	68.8%	Game:		13-18	72.2%			3			

Indiana 72 • 17-2, 5-1

##	Player	Total			3-Ptr			Rebounds			PF	TP	A	TO	Blk	Stl	Min
		FG-FGA	FG-FGA	FT-FTA	Off	Def	Tot	Off	Def	Tot							
02	Watford, Christian	f	3-8	1-3	3-7	3	6	9	1	10	0	1	0	0	28		
40	Zeller, Cody	f	0-4	0-0	2-4	2	6	8	2	2	3	4	3	1	21		
01	Hulls, Jordan	g	3-7	2-5	0-0	1	4	5	3	8	1	1	0	1	25		
04	Oladipo, Victor	g	4-7	2-2	9-12	3	3	6	4	19	5	3	0	3	34		
11	Ferrell, Kevin (Yogi)	g	6-7	3-4	0-1	0	2	2	0	15	2	1	0	1	27		
00	Sheehey, Will		4-6	3-3	1-2	0	2	2	3	12	2	3	0	1	24		
12	Mosquera-Perea, H.		0-0	0-0	0-1	1	0	1	1	0	0	0	1	0	10		
22	Creek, Maurice		0-2	0-2	0-0	0	0	0	2	0	0	1	0	1	13		
23	Abell, Remy		0-2	0-0	2-4	1	0	1	1	2	1	3	0	0	9		
33	Hollowell, Jeremy		0-1	0-1	4-6	2	1	3	2	4	0	1	0	0	9		
Team						1	1	2									
Totals			20-44	11-20	21-37	14	25	39	19	72	14	18	4	8	200		
FG % 1st Half:		10-27	37.0%	2nd half:		10-17	58.8%	Game:		20-44	45.5%			Deadball			
3FG % 1st Half:		5-12	41.7%	2nd half:		6-8	75.0%	Game:		11-20	55.0%			Rebounds			
FT % 1st Half:		8-14	57.1%	2nd half:		13-23	56.5%	Game:		21-37	56.8%			4,1			

Officials: Mike Eades, D.J. Carstensen, John Gaffney
Technical fouls: Penn State-None. Indiana-None.
Attendance: 17472

Score by periods	1st	2nd	Total
Penn State	19	30	49
Indiana	33	39	72

Last FG - PSU 2nd-03:40, IND 2nd-02:04.
Largest lead - PSU None, IND by 25 2nd-00:48.

Points	In	Off	2nd	Fast	Bench
PSU	Paint	T/O	Chance	Break	
IND	24	17	7	8	14
	14	15	14	7	18

Score tied - 0 times.
Lead changed - 0 times.

2012-13 BOX SCORES



Official Basketball Box Score -- Game Totals -- Final Statistics
Michigan State vs Indiana
01/27/13 1:05pm at Bloomington, Ind. (Assembly Hall)



Michigan State 70 • 17-4, 6-2

##	Player		Total			3-Ptr			Rebounds			PF	TP	A	TO	Blk	Stl	Min
			FG-FGA	FG-FGA	FT-FTA	Off	Def	Tot	Off	Def	Tot							
22	Dawson, Branden	f	6-10	0-0	0-0	3	5	8	0	12	2	3	0	4				34
25	Nix, Derrick	f	4-8	0-0	0-0	4	1	5	4	8	6	2	0	2				31
05	Payne, Adreian	c	7-10	3-4	1-2	2	7	9	2	18	0	3	1	1				33
11	Appling, Keith	g	1-4	1-2	0-0	0	2	2	5	3	0	4	0	0				19
14	Harris, Gary	g	6-13	5-10	4-4	1	1	2	4	21	2	0	0	2				33
02	Gauna, Alex		0-1	0-0	0-0	0	0	0	0	0	0	0	0	0				2
10	Costello, Matt		0-0	0-0	0-0	0	0	0	0	0	0	0	0	0				0+
20	Trice, Travis		3-12	2-5	0-0	1	1	2	2	8	5	5	0	1				30
45	Valentine, Denzel		0-2	0-2	0-0	0	2	2	1	0	1	1	0	1				18
Team						1	1	2						1				
Totals			27-60	11-23	5-6	12	20	32	18	70	16	19	1	11				200

FG % 1st Half: 14-32 43.8% 2nd half: 13-28 46.4% Game: 27-60 45.0%
3FG % 1st Half: 5-10 50.0% 2nd half: 6-13 46.2% Game: 11-23 47.8%
FT % 1st Half: 5-6 83.3% 2nd half: 0-0 0.0% Game: 5-6 83.3%

Deadball
Rebounds
0

Indiana 75 • 18-2, 6-1

##	Player		Total			3-Ptr			Rebounds			PF	TP	A	TO	Blk	Stl	Min
			FG-FGA	FG-FGA	FT-FTA	Off	Def	Tot	Off	Def	Tot							
02	Watford, Christian	f	5-9	1-3	1-2	1	5	6	1	12	0	3	0	0				31
40	Zeller, Cody	f	2-7	0-0	5-6	1	6	7	3	9	1	2	1	0				33
01	Hulls, Jordan	g	3-8	3-8	1-2	0	1	1	1	10	4	2	0	0				31
04	Oladipo, Victor	g	8-12	1-2	4-6	4	3	7	3	21	1	3	3	6				30
11	Ferrell, Kevin (Yogi)	g	4-9	1-5	2-2	0	1	1	0	11	3	3	0	1				31
00	Sheehy, Will		3-4	2-2	0-2	2	1	3	1	8	0	2	0	1				23
12	Mosquera-Perea, H.		0-1	0-0	0-0	0	2	2	1	0	0	0	0	0				7
22	Creek, Maurice		0-1	0-1	0-0	0	0	0	3	0	0	1	0	0				5
23	Abell, Remy		2-2	0-0	0-0	0	0	0	0	4	0	0	0	0				6
33	Hollowell, Jeremy		0-0	0-0	0-0	0	0	0	0	0	1	0	0	1				3
Team						2	2	4										
Totals			27-53	8-21	13-20	10	21	31	13	75	10	16	4	9				200

FG % 1st Half: 17-28 60.7% 2nd half: 10-25 40.0% Game: 27-53 50.9%
3FG % 1st Half: 6-12 50.0% 2nd half: 2-9 22.2% Game: 8-21 38.1%
FT % 1st Half: 4-7 57.1% 2nd half: 9-13 69.2% Game: 13-20 65.0%

Deadball
Rebounds
3.1

Officials: Mike Kitts, Bo Boroski, John Higgins
Technical fouls: Michigan State-None. Indiana-None.
Attendance: 17472

Score by periods	1st	2nd	Total
Michigan State	38	32	70
Indiana	44	31	75

	In	Off	2nd	Fast	Bench
Points	30	25	9	8	8
MSU	30	26	9	14	12
IND					

Last FG - MSU 2nd-03:32, IND 2nd-01:38.
Largest lead - MSU by 2 1st-15:38, IND by 9 1st-07:50.

Score tied - 4 times.
Lead changed - 4 times.

2012-13 BOX SCORES



Official Basketball Box Score -- Game Totals -- Final Statistics
 Indiana vs Purdue
 01/30/13 8:30 p.m. at Mackey Arena - West Lafayette, Ind.



Indiana 97 • 19-2, 7-1

##	Player	f	Total			3-Ptr			Rebounds			PF	TP	A	TO	Blk	Stl	Min
			FG-FGA	FG-FGA	FT-FTA	Off	Def	Tot										
02	Watford, Christian	f	5-7	4-5	3-4	2	2	4	3	17	1	1	0	1			25	
40	Zeller, Cody	f	6-14	0-0	7-7	7	4	11	3	19	2	2	0	2			25	
01	Hulls, Jordan	g	3-10	2-7	2-2	0	0	0	1	10	2	0	0	0			31	
04	Oladipo, Victor	g	7-12	1-3	2-2	2	4	6	0	17	2	0	1	3			32	
11	Ferrell, Kevin (Yogi)	g	4-6	3-4	0-0	0	3	3	3	11	3	4	1	1			19	
00	Sheehey, Will		3-5	0-1	1-1	1	1	2	2	7	7	1	0	1			18	
12	Mosquera-Perea, H.		0-0	0-0	0-0	0	0	0	1	0	0	0	0	0			5	
15	Smith, Raphael		0-0	0-0	0-0	0	0	0	0	0	0	0	0	0			1	
22	Creek, Maurice		1-5	1-2	0-0	1	0	1	0	3	0	0	0	0			6	
23	Abell, Remy		2-4	0-0	2-2	2	3	5	1	6	1	0	0	1			18	
24	Howard, Jeff		0-0	0-0	0-0	0	0	0	0	0	1	0	0	0			1	
32	Elston, Derek		1-2	1-2	2-2	0	1	1	4	5	1	0	1	1			7	
33	Hollowell, Jeremy		1-2	0-1	0-0	0	1	1	1	2	1	0	2	0			12	
Team						3	2	5										
Totals			33-67	12-25	19-20	18	21	39	19	97	21	8	5	10			200	

FG % 1st Half: 13-32 40.6% 2nd half: 20-35 57.1% Game: 33-67 49.3%
 3FG % 1st Half: 5-15 33.3% 2nd half: 7-10 70.0% Game: 12-25 48.0%
 FT % 1st Half: 16-17 94.1% 2nd half: 3-3 100.0% Game: 19-20 95.0%

Deadball
Rebounds
1

Purdue 60 • 11-10, 4-4

##	Player	f	Total			3-Ptr			Rebounds			PF	TP	A	TO	Blk	Stl	Min
			FG-FGA	FG-FGA	FT-FTA	Off	Def	Tot										
20	Hammons, A.J.	f	10-14	0-0	10-12	2	3	5	3	30	0	1	5	0			28	
21	Byrd, D.J.	f	1-4	1-2	1-2	2	0	2	3	4	3	4	0	1			26	
35	Davis, Rapheal	f	0-3	0-1	0-0	3	3	6	3	0	1	3	0	1			31	
00	Johnson, Terone	g	2-6	0-2	0-0	0	5	5	2	4	2	4	0	0			28	
03	Johnson, Ronnie	g	5-16	1-2	2-2	2	1	3	0	13	5	4	1	0			33	
01	Johnson, Anthony		1-3	0-0	0-0	0	0	0	1	2	0	1	0	0			12	
14	Anthrop, Dru		0-1	0-1	1-2	0	0	0	2	1	0	0	0	0			10	
15	Hale, Donnie		0-2	0-0	0-0	1	1	2	2	0	0	1	0	0			13	
34	Lawson, Jacob		1-3	0-0	0-0	0	0	0	0	2	0	0	2	0			9	
50	Carroll, Travis		2-3	0-0	0-1	0	0	0	1	4	0	0	0	0			8	
55	Marcus, Sandi		0-0	0-0	0-0	0	0	0	0	0	0	0	0	0			2	
Team						4	2	6										
Totals			22-55	2-8	14-19	14	15	29	17	60	11	18	8	2			200	

FG % 1st Half: 12-33 36.4% 2nd half: 10-22 45.5% Game: 22-55 40.0%
 3FG % 1st Half: 1-5 20.0% 2nd half: 1-3 33.3% Game: 2-8 25.0%
 FT % 1st Half: 2-4 50.0% 2nd half: 12-15 80.0% Game: 14-19 73.7%

Deadball
Rebounds
3,1

Officials: Terry Wymer, Tom Eades, Larry Sciroto
 Technical fouls: Indiana-None. Purdue-None.
 Attendance: 14845

Score by periods	1st	2nd	Total
Indiana	47	50	97
Purdue	27	33	60

Points	In Paint	Off T/O	2nd Chance	Fast Break	Bench
IND	36	20	24	6	23
PUR	30	7	14	6	9

Last FG - IND 2nd-00:43, PUR 2nd-02:16.
 Largest lead - IND by 37 2nd-00:43, PUR by 2 1st-18:51.

Score tied - 2 times.
 Lead changed - 3 times.

2012-13 BOX SCORES



Official Basketball Box Score -- Game Totals -- Final Statistics
Michigan vs Indiana
02/02/13 9:05pm at Bloomington, Ind. (Assembly Hall)



Michigan 73 • 20-2, 7-2

##	Player	f	Total			3-Ptr			Rebounds			PF	TP	A	TO	Blk	Stl	Min
			FG-FGA	FG-FGA	FT-FTA	Off	Def	Tot	Off	Def	Tot							
01	Robinson III, Glenn	f	1-6	0-0	0-0	2	2	4	1	2	1	1	1	0	0	0	40	
15	Horford, Jon	f	2-3	0-0	0-0	1	2	3	2	4	0	2	2	0	0	10		
03	Burke, Trey	g	9-24	4-12	3-4	2	3	5	4	25	8	3	0	2	38			
10	Hardaway Jr, Tim	g	8-16	2-5	0-0	0	1	1	4	18	0	2	0	0	34			
11	Stauskas, Nik	g	3-10	1-5	3-3	1	0	1	2	10	2	0	0	0	34			
02	Albrecht, Spike		0-0	0-0	0-0	0	0	0	0	0	0	0	0	0	4			
04	McGary, Mitch		5-7	0-0	0-0	3	4	7	4	10	1	0	1	2	28			
23	LeVert, Caris		2-4	0-1	0-0	0	1	1	2	4	1	0	0	1	10			
52	Morgan, Jordan		0-0	0-0	0-0	0	0	0	0	0	0	0	0	0	2			
Team						3	4	7										
Totals			30-70	7-23	6-7	12	17	29	19	73	13	8	3	5	200			

FG % 1st Half: 14-35 40.0% 2nd half: 16-35 45.7% Game: 30-70 42.9% Deadball Rebounds 0
3FG % 1st Half: 2-11 18.2% 2nd half: 5-12 41.7% Game: 7-23 30.4%
FT % 1st Half: 2-2 100.0% 2nd half: 4-5 80.0% Game: 6-7 85.7%

Indiana 81 • 20-2, 8-1

##	Player	f	Total			3-Ptr			Rebounds			PF	TP	A	TO	Blk	Stl	Min
			FG-FGA	FG-FGA	FT-FTA	Off	Def	Tot	Off	Def	Tot							
02	Watford, Christian	f	4-7	1-2	5-6	1	9	10	1	14	2	2	0	0	31			
40	Zeller, Cody	f	8-10	0-0	3-4	4	6	10	0	19	0	2	2	0	34			
01	Hulls, Jordan	g	3-5	3-4	2-2	0	3	3	3	11	3	1	0	1	30			
04	Oladipo, Victor	g	6-12	1-3	2-3	0	2	2	2	15	2	3	0	2	34			
11	Ferrell, Kevin (Yogi)	g	2-4	2-4	8-8	0	2	2	3	14	5	3	0	1	28			
00	Sheehy, Will		1-6	0-4	0-0	0	5	5	2	2	0	2	0	1	21			
22	Creek, Maurice		0-0	0-0	0-0	0	0	0	0	0	0	0	0	1	2			
23	Abell, Remy		0-2	0-1	2-2	0	0	0	0	2	0	2	0	0	7			
32	Elston, Derek		0-0	0-0	0-0	0	0	0	1	0	0	0	0	0	3			
33	Hollowell, Jeremy		2-4	0-0	0-0	3	1	4	2	4	1	1	3	0	10			
Team						1	1	2										
Totals			26-50	7-18	22-25	9	29	38	14	81	13	16	5	6	200			

FG % 1st Half: 14-26 53.8% 2nd half: 12-24 50.0% Game: 26-50 52.0% Deadball Rebounds 1
3FG % 1st Half: 5-10 50.0% 2nd half: 2-8 25.0% Game: 7-18 38.9%
FT % 1st Half: 3-5 60.0% 2nd half: 19-20 95.0% Game: 22-25 88.0%

Officials: Mike Sanzere, Ted Valentine, Mike Eades
Technical fouls: Michigan-None. Indiana-None.
Attendance: 17472

Score by periods	1st	2nd	Total
Michigan	32	41	73
Indiana	36	45	81

Last FG - MICH 2nd-00:25, IND 2nd-02:43.
Largest lead - MICH by 1 1st-18:57, IND by 15 1st-11:18.

	In	Off	2nd	Fast	Bench
Points	Paint	T/O	Chance	Break	
MICH	34	21	6	17	14
IND	34	9	14	13	8

Score tied - 2 times.
Lead changed - 2 times.

2012-13 BOX SCORES



Official Basketball Box Score -- Game Totals -- Final Statistics
 Indiana vs Illinois
 02/07/13 6 pm at Assembly Hall, Champaign, IL



Indiana 72 • 20-3, 8-2

##	Player	f	Total			3-Ptr			Rebounds			PF	TP	A	TO	Blk	Stl	Min
			FG-FGA	FG-FGA	FT-FTA	Off	Def	Tot	Off	Def	Tot							
02	Watford, Christian	f	4-11	2-6	2-2	2	6	8	3	12	0	6	1	1			30	
40	Zeller, Cody	f	4-6	0-0	6-6	3	6	9	2	14	2	1	0	1			33	
01	Hulls, Jordan	g	3-5	3-4	2-2	0	3	3	0	11	1	2	0	1			29	
04	Oladipo, Victor	g	3-7	1-1	2-2	0	4	4	3	9	5	1	2	0			31	
11	Ferrell, Kevin (Yogi)	g	3-8	1-1	0-0	0	1	1	2	7	4	3	0	1			32	
00	Sheehey, Will		6-11	0-3	1-2	2	0	2	1	13	1	0	0	1			24	
12	Mosquera-Perea, H.		0-0	0-0	0-0	1	0	1	1	0	0	0	1	0			3	
22	Creek, Maurice		0-0	0-0	0-0	0	0	0	0	0	1	0	0	0			3	
23	Abell, Remy		0-0	0-0	0-0	0	0	0	1	0	0	1	0	0			2	
32	Elston, Derek		0-0	0-0	0-0	0	0	0	0	0	0	0	0	0			4	
33	Hollowell, Jeremy		2-2	2-2	0-0	0	0	0	2	6	2	0	0	0			9	
	Team					1	1	2										
	Totals		25-50	9-17	13-14	9	21	30	15	72	16	14	4	5			200	
	FG % 1st Half: 14-25	56.0%	2nd half: 11-25	44.0%	Game: 25-50	50.0%											Deadball Rebounds 1,1	
	3FG % 1st Half: 5-8	62.5%	2nd half: 4-9	44.4%	Game: 9-17	52.9%												
	FT % 1st Half: 8-8	100.0%	2nd half: 5-6	83.3%	Game: 13-14	92.9%												

Illinois 74 • 16-8, 3-7

##	Player	f	Total			3-Ptr			Rebounds			PF	TP	A	TO	Blk	Stl	Min
			FG-FGA	FG-FGA	FT-FTA	Off	Def	Tot	Off	Def	Tot							
00	McLaurin, Sam	f	2-2	0-0	1-1	1	0	1	1	5	2	0	0	0			28	
32	Egwu, Nnanna	c	2-4	0-0	0-0	2	3	5	5	4	0	2	1	1			19	
01	Richardson, D.J.	g	8-15	4-8	3-3	0	1	1	1	23	1	0	1	3			36	
03	Paul, Brandon	g	6-14	3-7	6-7	0	2	2	2	21	3	4	1	2			33	
13	Abrams, Tracy	g	0-5	0-2	0-0	0	1	1	3	0	3	1	0	0			24	
02	Bertrand, Joseph		2-6	0-1	3-4	1	2	3	1	7	0	1	0	1			27	
20	Henry, Myke		0-0	0-0	0-0	0	0	0	2	0	0	0	0	0			2	
42	Griffey, Tyler		6-12	2-6	0-0	4	4	8	1	14	1	1	0	0			31	
	Team					2	3	5			1							
	Totals		26-58	9-24	13-15	10	16	26	16	74	10	10	3	7			200	
	FG % 1st Half: 10-29	34.5%	2nd half: 16-29	55.2%	Game: 26-58	44.8%											Deadball Rebounds 2	
	3FG % 1st Half: 4-11	36.4%	2nd half: 5-13	38.5%	Game: 9-24	37.5%												
	FT % 1st Half: 5-6	83.3%	2nd half: 8-9	88.9%	Game: 13-15	86.7%												

Officials: John Higgins, John Gaffney, Terry Oglesby
 Technical fouls: Indiana-Sheehey, Will. Illinois-None.
 Attendance: 16618

Score by periods	1st	2nd	Total
Indiana	41	31	72
Illinois	29	45	74

Last FG - IND 2nd-00:50, ILL 2nd-00:00.
 Largest lead - IND by 14 1st-02:12, ILL by 3 1st-17:39.

	In	Off	2nd	Fast	Bench
Points	Paint	T/O	Chance	Break	
IND	28	16	10	0	19
ILL	22	28	11	8	21

Score tied - 6 times.
 Lead changed - 5 times.

2012-13 BOX SCORES



Official Basketball Box Score -- Game Totals -- Final Statistics
Indiana vs Ohio State
02/10/13 1:05 p.m. at Value City Arena (Columbus, Ohio)

Indiana 81 • 21-3, 9-2

##	Player		Total			3-Ptr			Rebounds			PF	TP	A	TO	Blk	Stl	Min
			FG-FGA	FG-FGA	FT-FTA	Off	Def	Tot	Off	Def	Tot							
02	Watford, Christian	f	6-11	4-5	4-4	2	4	6	2	20	1	1	0	1				35
40	Zeller, Cody	f	8-11	0-0	8-11	0	8	8	2	24	0	2	1	0				32
01	Hulls, Jordan	g	2-9	1-7	0-0	0	3	3	2	5	4	1	0	0				34
04	Oladipo, Victor	g	8-10	1-1	9-10	3	5	8	1	26	3	3	0	2				33
11	Ferrell, Kevin (Yogi)	g	0-1	0-1	1-2	0	1	1	3	1	3	1	0	0				25
00	Sheehey, Will		2-6	1-3	0-0	1	2	3	2	5	0	0	0	0				23
23	Abell, Remy		0-1	0-1	0-0	0	0	0	1	0	0	0	0	0				5
32	Elston, Derek		0-0	0-0	0-0	1	0	1	0	0	0	0	0	0				6
33	Hollowell, Jeremy		0-0	0-0	0-1	0	0	0	2	0	0	0	0	0				7
	Team					0	0	0						2				
Totals			26-49	7-18	22-28	7	23	30	15	81	11	10	1	3	200			

FG % 1st Half: 16-32 50.0% 2nd half: 10-17 58.8% Game: 26-49 53.1%
 3FG % 1st Half: 3-11 27.3% 2nd half: 4-7 57.1% Game: 7-18 38.9%
 FT % 1st Half: 6-7 85.7% 2nd half: 16-21 76.2% Game: 22-28 78.6%

Deadball
Rebounds
2

Ohio State 68 • 17-6, 7-4

##	Player		Total			3-Ptr			Rebounds			PF	TP	A	TO	Blk	Stl	Min
			FG-FGA	FG-FGA	FT-FTA	Off	Def	Tot	Off	Def	Tot							
01	Thomas, Deshaun	f	8-20	2-5	8-9	2	5	7	2	26	0	1	1	0				40
12	Thompson, Sam	f	2-8	0-0	0-0	0	1	1	2	4	0	2	1	0				20
23	Williams, Amir	c	0-0	0-0	1-2	2	1	3	4	1	0	0	1	1				11
04	Craft, Aaron	g	6-11	1-3	3-4	0	6	6	5	16	3	3	0	1				34
32	Smith Jr., Lenzelle	g	2-6	0-3	2-4	2	2	4	2	6	2	2	0	0				28
03	Scott, Shannon		0-0	0-0	0-0	0	1	1	4	0	4	1	0	2				18
10	Ross, LaQuinton		5-10	0-2	1-1	1	0	1	2	11	0	0	0	0				21
30	Ravenel, Evan		2-4	0-0	0-0	4	3	7	5	4	0	2	1	0				22
55	McDonald, Trey		0-0	0-0	0-0	0	0	0	1	0	0	1	0	0				6
	Team					2	1	3										
Totals			25-59	3-13	15-20	13	20	33	27	68	9	12	4	4	200			

FG % 1st Half: 12-29 41.4% 2nd half: 13-30 43.3% Game: 25-59 42.4%
 3FG % 1st Half: 2-8 25.0% 2nd half: 1-5 20.0% Game: 3-13 23.1%
 FT % 1st Half: 7-9 77.8% 2nd half: 8-11 72.7% Game: 15-20 75.0%

Deadball
Rebounds
3

Officials: Mike Eades, Gene Steratore, Tom Eades

Technical fouls: Indiana-None. Ohio State-None.

Attendance: 18809

Score by periods	1st	2nd	Total
Indiana	41	40	81
Ohio State	33	35	68

Points	In Paint	Off T/O	2nd Chance	Fast Break	Bench
IND	28	13	10	8	5
OSU	30	11	14	9	15

Last FG - IND 2nd-04:26, OSU 2nd-00:25.

Largest lead - IND by 16 2nd-09:30, OSU by 2 1st-11:35.

 Score tied - 2 times.
 Lead changed - 4 times.

2012-13 BOX SCORES



Official Basketball Box Score -- Game Totals -- Final Statistics
 Nebraska vs Indiana
 02/13/13 7:06pm at Bloomington, Ind. (Assembly Hall)



Nebraska 47 • 12-13, 3-9

##	Player		Total			3-Ptr			Rebounds			PF	TP	A	TO	Blk	Stl	Min
			FG-FGA	FG-FGA	FT-FTA	Off	Def	Tot	Off	Def	Tot							
13	Ubel, Brandon	f	0-2	0-0	4-4	4	4	8	5	4	0	1	0	0			23	
02	Rivers, David	g	3-6	0-1	0-0	3	1	4	4	6	0	2	0	0			36	
15	Gallegos, Ray	g	3-14	2-10	0-0	0	2	2	1	8	1	1	0	2			37	
24	Talley, Dylan	g	7-12	2-4	0-0	0	2	2	3	16	0	3	0	0			30	
31	Shields, Shavon	g	1-6	0-0	3-4	0	3	3	4	5	1	3	1	1			23	
03	Parker, Benny		2-5	0-0	0-0	0	0	0	1	4	1	1	0	1			23	
04	Ritchie, Max		0-0	0-0	0-0	0	0	0	0	0	0	0	0	0			1	
10	Menke, Trevor		0-0	0-0	0-0	0	0	0	0	0	0	1	0	0			3	
11	Tyrance, Jordan		0-1	0-1	2-2	1	0	1	1	2	0	2	0	0			16	
14	Vucetic, Sergej		1-1	0-0	0-1	0	0	0	0	2	0	0	0	0			3	
32	Almeida, Andre		0-0	0-0	0-0	0	1	1	3	0	0	0	0	0			4	
44	Kurkowski, Kye		0-0	0-0	0-0	0	0	0	0	0	0	1	0	0			1	
Team						1	2	3										
Totals			17-47	4-16	9-11	9	15	24	22	47	3	15	1	4			200	
FG % 1st Half:			7-17	41.2%	2nd half:	10-30	33.3%	Game:	17-47	36.2%								Deadball Rebounds
3FG % 1st Half:			0-8	0.0%	2nd half:	4-8	50.0%	Game:	4-16	25.0%								0
FT % 1st Half:			4-4	100.0%	2nd half:	5-7	71.4%	Game:	9-11	81.8%								

Indiana 76 • 22-3, 10-2

##	Player		Total			3-Ptr			Rebounds			PF	TP	A	TO	Blk	Stl	Min
			FG-FGA	FG-FGA	FT-FTA	Off	Def	Tot	Off	Def	Tot							
02	Watford, Christian	f	3-6	1-2	6-6	2	9	11	2	13	1	3	1	0			29	
40	Zeller, Cody	f	4-9	0-0	8-11	4	1	5	3	16	0	1	1	1			18	
01	Hulls, Jordan	g	3-5	2-4	0-0	0	3	3	1	8	3	1	0	0			30	
04	Oladipo, Victor	g	5-8	1-3	2-2	4	4	8	2	13	1	1	1	3			27	
11	Ferrell, Kevin (Yogi)	g	2-6	1-2	3-3	1	1	2	0	8	1	0	0	0			26	
00	Sheehey, Will		2-8	1-2	4-6	2	2	4	1	9	1	0	0	1			25	
12	Mosquera-Perea, H.		0-0	0-0	0-0	0	0	0	2	0	0	0	1	0			4	
22	Creek, Maurice		1-2	1-1	0-0	0	2	2	1	3	0	0	0	0			13	
23	Abell, Remy		2-3	1-2	1-1	0	0	0	0	6	0	0	0	1			12	
32	Elston, Derek		0-0	0-0	0-0	0	0	0	0	0	1	1	0	1			8	
33	Hollowell, Jeremy		0-1	0-0	0-0	0	1	1	0	0	0	2	1	1			8	
Team						0	0	0										
Totals			22-48	8-16	24-29	13	23	36	12	76	8	9	5	8			200	
FG % 1st Half:			6-19	31.6%	2nd half:	16-29	55.2%	Game:	22-48	45.8%								Deadball Rebounds
3FG % 1st Half:			2-7	28.6%	2nd half:	6-9	66.7%	Game:	8-16	50.0%								3
FT % 1st Half:			13-16	81.3%	2nd half:	11-13	84.6%	Game:	24-29	82.8%								

Officials: Terry Wymer, D.J. Carstensen, Jim Schipper
 Technical fouls: Nebraska-None. Indiana-None.
 Attendance: 17472

Score by periods	1st	2nd	Total
Nebraska	18	29	47
Indiana	27	49	76

Points	In	Off	2nd	Fast	Bench
NEB	Paint	T/O	Chance	Break	
IND	10	8	10	0	8
	28	18	14	6	18

Last FG - NEB 2nd-00:29, IND 2nd-00:54.
 Largest lead - NEB by 4 1st-16:01, IND by 31 2nd-00:54.

Score tied - 2 times.
 Lead changed - 2 times.

2012-13 BOX SCORES



Official Basketball Box Score -- Game Totals -- Final Statistics
 Purdue vs Indiana
 02/16/13 2:06pm at Bloomington, Ind. (Assembly Hall)



Purdue 55 • 12-14, 5-8

##	Player		Total			3-Ptr			Rebounds			PF	TP	A	TO	Blk	Stl	Min
			FG-FGA	FG-FGA	FT-FTA	FG-FGA	FG-FGA	FT-FTA	Off	Def	Tot							
21	Byrd, D.J.	f	2-7	2-6	0-0	0	0	0	4	6	1	4	1	0			23	
20	Hammons, A.J.	c	3-10	0-0	0-0	2	1	3	3	6	1	1	2	1			21	
00	Johnson, Terone	g	5-12	1-2	0-0	2	1	3	2	11	1	3	0	1			29	
03	Johnson, Ronnie	g	2-8	0-2	3-4	0	2	2	1	7	1	3	0	0			30	
35	Davis, Raphael	g	2-3	0-0	0-1	1	0	1	5	4	0	1	0	1			17	
01	Johnson, Anthony		4-8	1-1	2-2	0	3	3	2	11	2	3	0	1			25	
11	Toyra, Stephen		0-0	0-0	0-1	0	0	0	0	0	0	0	0	0			5	
15	Hale, Donnie		0-2	0-0	0-0	0	2	2	1	0	0	0	1	1			8	
30	Beshears, Neal		0-0	0-0	0-0	0	2	2	0	0	0	0	0	0			8	
34	Lawson, Jacob		1-1	0-0	0-0	0	0	0	2	2	0	0	0	0			12	
50	Carroll, Travis		0-0	0-0	1-2	1	1	2	1	1	0	0	0	1			5	
55	Marcius, Sandi		2-5	0-0	3-4	3	4	7	2	7	1	2	2	0			17	
	Team					3	2	5										
Totals			21-56	4-11	9-14	12	18	30	23	55	7	17	6	6			200	
FG % 1st Half: 11-28			39.3%	2nd half: 10-28			35.7%	Game: 21-56			37.5%				Deadball			
3FG % 1st Half: 3-5			60.0%	2nd half: 1-6			16.7%	Game: 4-11			36.4%				Rebounds			
FT % 1st Half: 4-4			100.0%	2nd half: 5-10			50.0%	Game: 9-14			64.3%				1			

Indiana 83 • 23-3, 11-2

##	Player		Total			3-Ptr			Rebounds			PF	TP	A	TO	Blk	Stl	Min
			FG-FGA	FG-FGA	FT-FTA	FG-FGA	FG-FGA	FT-FTA	Off	Def	Tot							
02	Watford, Christian	f	4-6	3-5	3-4	0	4	4	2	14	2	2	2	3			30	
40	Zeller, Cody	f	7-12	0-0	5-6	4	5	9	3	19	2	3	2	1			25	
01	Hulls, Jordan	g	3-6	3-6	2-2	0	1	1	2	11	5	2	0	2			26	
04	Oladipo, Victor	g	1-3	0-0	1-2	2	3	5	0	3	0	2	1	0			14	
11	Ferrell, Kevin (Yogi)	g	2-7	0-3	0-0	0	6	6	1	4	5	2	0	2			30	
00	Sheehy, Will		9-9	2-2	2-5	2	1	3	3	22	2	0	0	1			27	
12	Mosquera-Perea, H.		0-1	0-0	1-4	2	1	3	2	1	0	1	0	0			5	
15	Smith, Raphael		0-0	0-0	0-0	0	0	0	0	0	0	0	0	0			1	
20	Wayer, Taylor		0-0	0-0	0-0	0	0	0	0	0	0	0	0	0			1	
22	Creek, Maurice		2-3	0-0	1-1	1	0	1	1	5	0	0	1	0			7	
23	Abell, Remy		1-1	0-0	0-0	0	1	1	0	2	0	1	0	0			8	
24	Howard, Jeff		0-0	0-0	0-0	0	0	0	0	0	0	0	0	0			1	
32	Elston, Derek		0-1	0-1	0-0	0	2	2	2	0	0	0	0	1			11	
33	Hollowell, Jeremy		1-5	0-2	0-0	0	2	2	2	2	0	1	1	0			14	
	Team					1	1	2										
Totals			30-54	8-19	15-24	12	27	39	18	83	16	14	7	10			200	
FG % 1st Half: 14-28			50.0%	2nd half: 16-26			61.5%	Game: 30-54			55.6%				Deadball			
3FG % 1st Half: 6-12			50.0%	2nd half: 2-7			28.6%	Game: 8-19			42.1%				Rebounds			
FT % 1st Half: 7-9			77.8%	2nd half: 8-15			53.3%	Game: 15-24			62.5%				3			

Officials: Mike Kitts, Bo Boroski, Kelly Self
 Technical fouls: Purdue-None. Indiana-None.
 Attendance: 17472

Score by periods	1st	2nd	Total
Purdue	29	26	55
Indiana	41	42	83

Points	In	Off	2nd	Fast	Bench
PUR	28	13	14	6	21
IND	40	25	13	18	32

Last FG - PUR 2nd-00:06, IND 2nd-03:49.
 Largest lead - PUR None, IND by 34 2nd-03:49.

Score tied - 0 times.
 Lead changed - 0 times.

2012-13 BOX SCORES



Official Basketball Box Score -- Game Totals -- Final Statistics
Indiana vs Michigan State
02/19/13 7 p.m. at Breslin Center (East Lansing, Mich.)



Indiana 72 • 24-3, 12-2

##	Player	Total			3-Ptr			Rebounds			PF	TP	A	TO	Blk	Stl	Min
		FG-FGA	FG-FGA	FT-FTA	Off	Def	Tot	Off	Def	Tot							
01	Hulls, Jordan	* 4-7	4-6	0-0	0	3	3	2	12	3	2	0	0	0	0	34	
02	Watford, Christian	* 4-10	2-5	2-4	1	2	3	4	12	2	2	0	1	1	34		
04	Oladipo, Victor	* 7-11	1-3	4-4	2	7	9	2	19	0	1	1	5	30			
11	Ferrell, Kevin (Yogi)	* 3-9	0-1	0-2	2	1	3	3	6	5	2	0	1	29			
40	Zeller, Cody	* 7-16	0-0	3-3	1	4	5	2	17	1	1	2	0	33			
00	Sheehey, Will	1-5	0-2	0-0	1	2	3	4	2	1	1	1	0	21			
12	Mosquera-Perea, H.	0-0	0-0	0-0	0	1	1	0	0	0	0	0	0	3			
22	Creek, Maurice	0-0	0-0	0-0	0	0	0	0	0	0	0	0	0	2			
23	Abell, Remy	0-1	0-0	1-2	0	0	0	0	1	0	0	0	0	5			
32	Elston, Derek	1-1	1-1	0-0	0	0	0	2	3	0	0	0	0	6			
33	Hollowell, Jeremy	0-1	0-0	0-0	1	0	1	0	0	0	1	0	0	3			
	Team				4	3	7										
	Totals	27-61	8-18	10-15	12	23	35	19	72	12	10	4	7	200			

FG % 1st Half:	13-31	41.9%	2nd half:	14-30	46.7%	Game:	27-61	44.3%	Deadball Rebounds
3FG % 1st Half:	5-12	41.7%	2nd half:	3-6	50.0%	Game:	8-18	44.4%	4
FT % 1st Half:	5-7	71.4%	2nd half:	5-8	62.5%	Game:	10-15	66.7%	

Michigan State 68 • 22-5, 11-3

##	Player	Total			3-Ptr			Rebounds			PF	TP	A	TO	Blk	Stl	Min
		FG-FGA	FG-FGA	FT-FTA	Off	Def	Tot	Off	Def	Tot							
05	Payne, Adreian	* 6-8	3-3	2-2	0	7	7	4	17	1	0	2	0	25			
11	Appling, Keith	* 1-8	0-4	4-7	0	3	3	1	6	2	4	0	1	36			
14	Harris, Gary	* 6-13	1-5	6-9	1	0	1	2	19	1	2	0	3	35			
22	Dawson, Branden	* 4-8	0-0	0-0	2	2	4	2	8	0	3	0	0	23			
25	Nix, Derrick	* 4-8	0-0	0-0	2	3	5	2	8	3	1	0	1	32			
02	Gauna, Alex	1-1	0-0	0-0	0	1	1	1	2	0	0	0	0	8			
10	Costello, Matt	0-1	0-0	2-3	1	1	2	2	2	1	0	3	1	8			
20	Trice, Travis	0-3	0-1	0-0	0	1	1	0	0	1	0	0	1	6			
45	Valentine, Denzel	2-6	0-2	2-2	4	3	7	1	6	3	1	2	0	27			
	Team				3	2	5			1							
	Totals	24-56	4-15	16-23	13	23	36	15	68	12	12	7	7	200			

FG % 1st Half:	11-25	44.0%	2nd half:	13-31	41.9%	Game:	24-56	42.9%	Deadball Rebounds
3FG % 1st Half:	2-9	22.2%	2nd half:	2-6	33.3%	Game:	4-15	26.7%	3
FT % 1st Half:	6-9	66.7%	2nd half:	10-14	71.4%	Game:	16-23	69.6%	

Officials: Pat Driscoll, Ted Valentine, Larry Scirocco
Technical fouls: Indiana-Watford, Christian. Michigan State-None.
Attendance: 14797

Score by periods	1st	2nd	Total
Indiana	36	36	72
Michigan State	30	38	68

Points	In	Off	2nd	Fast	Bench
IND	28	12	12	12	6
MSU	36	12	8	8	10

Last FG - IND 2nd-00:10, MSU 2nd-02:37.
Largest lead - IND by 8 1st-03:24, MSU by 4 2nd-01:37.

Score tied - 5 times.
Lead changed - 10 times.

2012-13 BOX SCORES



Official Basketball Box Score -- Game Totals -- Final Statistics
 Indiana vs Minnesota
 02/26/13 6:00 PM at Minneapolis, Minn. (Williams Arena)



Indiana 73 • 24-4, 12-3

##	Player	f	Total			3-Ptr			Rebounds			PF	TP	A	TO	Blk	Stl	Min
			FG-FGA	FG-FGA	FT-FTA	Off	Def	Tot	Off	Def	Tot							
02	Watford, Christian	f	3-5	2-3	0-0	1	1	2	3	8	0	0	0	0	0	0	18	
40	Zeller, Cody	f	2-9	0-0	5-5	1	6	7	5	9	1	4	1	3	32			
01	Hulls, Jordan	g	6-9	5-7	0-0	0	1	1	2	17	1	0	0	1	32			
04	Oladipo, Victor	g	5-10	1-5	5-7	2	3	5	3	16	2	1	1	0	34			
11	Ferrell, Kevin (Yogi)	g	2-10	1-4	5-6	2	2	4	4	10	5	2	0	1	33			
00	Sheehy, Will		3-5	0-1	2-2	1	2	3	4	8	2	1	2	1	25			
22	Creek, Maurice		0-1	0-1	0-0	0	0	0	0	0	0	0	0	0	3			
23	Abell, Remy		0-0	0-0	0-0	0	0	0	0	0	1	0	0	0	7			
32	Elston, Derek		1-3	0-2	2-2	1	2	3	1	4	0	2	0	0	11			
33	Hollowell, Jeremy		0-0	0-0	1-2	0	0	0	0	1	0	0	0	0	5			
	Team					2	3	5										
	Totals		22-52	9-23	20-24	10	20	30	22	73	12	11	4	6	200			
	FG % 1st Half:	11-28	39.3%	2nd half:	11-24	45.8%	Game:	22-52	42.3%								Deadball	
	3FG % 1st Half:	5-12	41.7%	2nd half:	4-11	36.4%	Game:	9-23	39.1%								Rebounds	
	FT % 1st Half:	7-8	87.5%	2nd half:	13-16	81.3%	Game:	20-24	83.3%								3	

Minnesota 77 • 19-9, 7-8

##	Player	f	Total			3-Ptr			Rebounds			PF	TP	A	TO	Blk	Stl	Min
			FG-FGA	FG-FGA	FT-FTA	Off	Def	Tot	Off	Def	Tot							
32	Mbakwe, Trevor	f	8-10	0-0	5-7	6	6	12	4	21	1	4	1	1	25			
33	Williams, Rodney	f	3-11	0-3	1-3	3	2	5	2	7	4	2	2	1	31			
01	Hollins, Andre	g	4-13	2-8	6-8	1	1	2	3	16	3	1	0	0	32			
11	Coleman, Joe	g	4-9	0-1	1-2	1	4	5	2	9	0	2	0	2	31			
20	Hollins, Austin	g	3-11	0-5	2-2	4	0	4	1	8	5	1	0	1	35			
13	Ahanmisi, Maverick		2-4	2-3	0-0	0	2	2	2	6	3	0	0	0	21			
15	Walker, Maurice		0-0	0-0	1-2	1	1	2	0	1	0	0	0	0	2			
30	Ingram, Andre		0-1	0-0	2-2	0	1	1	1	2	0	0	0	0	9			
55	Eliason, Elliott		3-4	0-0	1-1	1	4	5	4	7	1	0	1	1	14			
	Team					6	0	6										
	Totals		27-63	4-20	19-27	23	21	44	19	77	17	10	4	6	200			
	FG % 1st Half:	12-30	40.0%	2nd half:	15-33	45.5%	Game:	27-63	42.9%								Deadball	
	3FG % 1st Half:	1-7	14.3%	2nd half:	3-13	23.1%	Game:	4-20	20.0%								Rebounds	
	FT % 1st Half:	5-6	83.3%	2nd half:	14-21	66.7%	Game:	19-27	70.4%								1	

Officials: Mike Kitts, Mike Eades, Terry Oglesby
 Technical fouls: Indiana-None. Minnesota-None.
 Attendance: 14625
 Sellout

Score by periods	1st	2nd	Total
Indiana	34	39	73
Minnesota	30	47	77

Last FG - IND 2nd-00:04, MINN 2nd-00:53.
 Largest lead - IND by 8 2nd-15:42, MINN by 7 2nd-02:31.

Points	In Paint	Off T/O	2nd Chance	Fast Break	Bench
IND	22	8	8	15	13
MINN	40	9	21	12	16

Score tied - 7 times.
 Lead changed - 5 times.

2012-13 BOX SCORES



Official Basketball Box Score -- Game Totals -- Final Statistics
Iowa vs Indiana
03/02/13 7:36pm at Bloomington, Ind. (Assembly Hall)



Iowa 60 • 18-11, 7-9

##	Player	Total			3-Ptr			Rebounds			PF	TP	A	TO	Blk	Stl	Min
		FG-FGA	FG-FGA	FT-FTA	Off	Def	Tot	Off	Def	Tot							
01	Basabe, Melsahn	f	3-6	0-0	0-3	2	3	5	4	6	0	2	1	0		18	
30	White, Aaron	f	4-9	0-2	6-8	3	4	7	3	14	1	6	1	4		33	
34	Woodbury, Adam	c	2-5	0-0	0-0	1	2	3	4	4	1	3	0	0		17	
02	Oglesby, Josh	g	0-4	0-3	2-2	0	1	1	0	2	3	1	0	0		27	
04	Marble, Roy Devyn	g	7-15	1-4	5-6	2	4	6	3	20	2	2	1	1		34	
00	Olaseni, Gabriel		1-1	0-0	0-1	0	2	2	4	2	0	1	1	0		17	
05	Clemmons, Anthony		0-5	0-1	0-0	1	0	1	2	0	2	2	1	1		19	
15	McCabe, Zach		0-1	0-1	0-0	0	2	2	4	0	0	1	0	0		3	
24	Ingram, Pat		0-0	0-0	0-0	0	0	0	1	0	0	0	0	0		2	
25	May, Eric		4-9	0-2	4-4	4	3	7	2	12	0	0	0	1		30	
	Team					4	0	4				1					
	Totals		21-55	1-13	17-24	17	21	38	27	60	9	19	5	7		200	

FG % 1st Half: 7-24 29.2% 2nd half: 14-31 45.2% Game: 21-55 38.2% Deadball
3FG % 1st Half: 0-5 0.0% 2nd half: 1-8 12.5% Game: 1-13 7.7% Rebounds
FT % 1st Half: 0-3 0.0% 2nd half: 17-21 81.0% Game: 17-24 70.8% 1

Indiana 73 • 25-4, 13-3

##	Player	Total			3-Ptr			Rebounds			PF	TP	A	TO	Blk	Stl	Min
		FG-FGA	FG-FGA	FT-FTA	Off	Def	Tot	Off	Def	Tot							
02	Wattford, Christian	f	0-8	0-2	5-7	2	3	5	3	5	0	0	1	2		28	
40	Zeller, Cody	f	7-13	0-0	8-13	5	5	10	4	22	1	3	3	2		35	
01	Hulls, Jordan	g	0-7	0-4	2-2	1	0	1	3	2	1	3	0	1		33	
04	Oladipo, Victor	g	4-6	1-1	1-2	4	4	8	4	10	0	4	1	4		22	
11	Ferrell, Kevin (Yogi)	g	5-8	1-3	8-10	0	0	0	4	19	5	1	1	1		30	
00	Sheehey, Will		2-4	0-2	4-6	0	5	5	3	8	3	0	0	1		19	
22	Creek, Maurice		0-1	0-1	0-0	0	1	1	0	0	0	0	0	0		3	
23	Abell, Remy		1-2	0-0	0-0	1	1	2	1	2	0	0	0	0		14	
32	Elston, Derek		2-4	0-0	1-2	0	0	0	1	5	0	1	0	0		9	
33	Hollowell, Jeremy		0-1	0-1	0-0	0	1	1	2	0	0	0	0	0		7	
	Team					2	2	4									
	Totals		21-54	2-14	29-42	15	22	37	25	73	10	12	6	11		200	

FG % 1st Half: 8-28 28.6% 2nd half: 13-26 50.0% Game: 21-54 38.9% Deadball
3FG % 1st Half: 0-9 0.0% 2nd half: 2-5 40.0% Game: 2-14 14.3% Rebounds
FT % 1st Half: 10-17 58.8% 2nd half: 19-25 76.0% Game: 29-42 69.0% 10,1

Officials: Brian Dorsey, Mike Sanzere, Mark Whitehead
Technical fouls: Iowa-TEAM. Indiana-None.
Attendance: 17472

Score by periods	1st	2nd	Total
Iowa	14	46	60
Indiana	26	47	73

Points	In	Off	2nd	Fast	Bench
IOWA	Paint	T/O	Chance	Break	
IOWA	32	8	8	8	14
IND	36	19	16	10	15

Last FG - IOWA 2nd-00:01, IND 2nd-00:08.
Largest lead - IOWA by 2 1st-18:48, IND by 18 2nd-10:48.

Score tied - 1 time.
Lead changed - 1 time.

2012-13 BOX SCORES



Official Basketball Box Score -- Game Totals -- Final Statistics
Ohio State vs Indiana
03/05/13 9:05pm at Bloomington, Ind. (Assembly Hall)



Ohio State 67 • 22-7, 12-5

##	Player		Total			3-Ptr			Rebounds			PF	TP	A	TO	Blk	Stl	Min
			FG-FGA	FG-FGA	FT-FTA	FG-FGA	FG-FGA	FT-FTA	Off	Def	Tot							
01	Thomas, Deshaun	f	6-17	1-3	5-6	2	6	8	2	18	0	0	1	0			37	
12	Thompson, Sam	f	4-5	1-1	0-0	0	5	5	2	9	0	0	2	0			23	
23	Williams, Amir	c	0-0	0-0	0-0	1	3	4	3	0	0	2	2	0			14	
04	Craft, Aaron	g	7-10	0-0	1-1	0	4	4	1	15	4	2	0	4			37	
32	Smith Jr., Lenzelle	g	2-9	0-1	1-3	3	1	4	2	5	2	1	0	0			34	
03	Scott, Shannon		2-5	0-0	4-6	0	3	3	0	8	3	0	0	4			22	
10	Ross, LaQuinton		2-5	0-3	0-0	0	0	0	3	4	0	2	2	0			13	
30	Ravenel, Evan		4-8	0-0	0-0	3	3	6	4	8	0	0	0	0			20	
	Team					3	0	3						1				
	Totals		27-59	2-8	11-16	12	25	37	17	67	9	8	7	8	200			
	FG % 1st Half:	12-28	42.9%	2nd half:	15-31	48.4%	Game:	27-59	45.8%								Deadball	
	3FG % 1st Half:	1-6	16.7%	2nd half:	1-2	50.0%	Game:	2-8	25.0%								Rebounds	
	FT % 1st Half:	3-5	60.0%	2nd half:	8-11	72.7%	Game:	11-16	68.8%								2	

Indiana 58 • 25-5, 13-4

##	Player		Total			3-Ptr			Rebounds			PF	TP	A	TO	Blk	Stl	Min
			FG-FGA	FG-FGA	FT-FTA	FG-FGA	FG-FGA	FT-FTA	Off	Def	Tot							
02	Wattford, Christian	f	4-10	2-5	2-2	0	5	5	1	12	0	2	1	0			29	
40	Zeller, Cody	f	5-9	0-0	7-8	1	3	4	3	17	3	3	0	0			30	
01	Hulls, Jordan	g	3-6	2-5	0-0	0	2	2	1	8	0	0	0	0			31	
04	Oladipo, Victor	g	3-6	1-2	0-0	1	5	6	5	7	1	4	2	0			25	
11	Ferrell, Kevin (Yogi)	g	3-10	0-1	1-1	0	2	2	2	7	2	2	0	0			34	
00	Sheehey, Will		1-6	0-0	0-2	3	1	4	1	2	0	0	1	0			22	
22	Creek, Maurice		1-2	1-2	0-0	0	0	0	0	3	0	0	0	1			7	
23	Abell, Remy		0-1	0-0	0-0	0	0	0	0	0	1	0	0	1			5	
32	Elston, Derek		0-1	0-0	0-0	0	1	1	0	0	1	0	0	0			7	
33	Hollowell, Jeremy		1-2	0-0	0-0	2	2	4	1	2	1	1	0	0			10	
	Team					3	1	4										
	Totals		21-53	6-15	10-13	10	22	32	14	58	9	12	4	2	200			
	FG % 1st Half:	10-30	33.3%	2nd half:	11-23	47.8%	Game:	21-53	39.6%								Deadball	
	3FG % 1st Half:	3-8	37.5%	2nd half:	3-7	42.9%	Game:	6-15	40.0%								Rebounds	
	FT % 1st Half:	2-4	50.0%	2nd half:	8-9	88.9%	Game:	10-13	76.9%								0,1	

Officials: Terry Wymer, Ted Valentine, Gene Steratore

Technical fouls: Ohio State-None. Indiana-None.

Attendance: 17472

Score by periods	1st	2nd	Total
Ohio State	28	39	67
Indiana	25	33	58

	Points	In Paint	Off T/O	2nd Chance	Fast Break	Bench
OSU	28	16	10	14	20	
IND	24	9	7	2	7	

Last FG - OSU 2nd-01:36, IND 2nd-00:37.

Largest lead - OSU by 11 2nd-03:15, IND by 5 2nd-14:47.

Score tied - 10 times.

Lead changed - 7 times.

2012-13 BOX SCORES



Official Basketball Box Score -- Game Totals -- Final Statistics
 Indiana vs Michigan
 03/10/13 4:00 PM at Crisler Center, Ann Arbor, MI



Indiana 72 • 26-5 (14-4)

##	Player		Total			3-Ptr			Rebounds			PF	TP	A	TO	Blk	Stl	Min
			FG-FGA	FG-FGA	FT-FTA	FG-FGA	FG-FGA	FT-FTA	Off	Def	Tot							
02	Watford, Christian	f	1-7	1-1	0-0			2	4	6	3	3	1	0	0	0	29	
40	Zeller, Cody	f	10-19	0-0	5-8			4	6	10	2	25	2	6	1	0	36	
01	Hulls, Jordan	g	3-6	3-5	0-0			1	2	3	3	9	1	0	0	1	29	
04	Oladipo, Victor	g	7-18	0-3	0-0			7	6	13	2	14	3	2	1	1	33	
11	Ferrell, Kevin (Yogi)	g	3-4	0-0	0-0			0	5	5	2	6	3	3	0	0	29	
00	Sheehey, Will		4-9	2-6	0-0			2	2	4	4	10	1	1	0	0	20	
12	Mosquera-Perea, H.		0-1	0-0	0-0			0	0	0	1	0	0	0	0	0	2	
23	Abell, Remy		0-3	0-0	0-0			1	0	1	0	0	1	1	0	0	9	
32	Elston, Derek		0-0	0-0	0-0			0	0	0	0	0	0	0	0	0	1	
33	Hollowell, Jeremy		2-3	1-1	0-1			2	3	5	1	5	0	1	0	0	12	
	Team							5	1	6								
	Totals		30-70	7-16	5-9			24	29	53	18	72	12	14	2	2	200	

FG % 1st Half: 13-37 35.1% 2nd half: 17-33 51.5% Game: 30-70 42.9% Deadball Rebounds 1,1
 3FG % 1st Half: 3-6 50.0% 2nd half: 4-10 40.0% Game: 7-16 43.8%
 FT % 1st Half: 1-4 25.0% 2nd half: 4-5 80.0% Game: 5-9 55.6%

Michigan 71 • 25-6 (12-6)

##	Player		Total			3-Ptr			Rebounds			PF	TP	A	TO	Blk	Stl	Min
			FG-FGA	FG-FGA	FT-FTA	FG-FGA	FG-FGA	FT-FTA	Off	Def	Tot							
01	Robinson III, Glenn	f	5-7	1-2	2-4			1	4	5	0	13	1	0	1	1	37	
52	Morgan, Jordan	f	4-9	0-0	0-0			6	2	8	3	8	0	0	0	0	24	
03	Burke, Trey	g	7-20	5-8	1-3			1	2	3	2	20	4	4	1	3	36	
10	Hardaway Jr, Tim	g	5-12	1-6	0-2			0	2	2	2	11	2	1	1	0	36	
11	Stauskas, Nik	g	4-9	2-4	2-2			0	3	3	0	12	0	0	0	1	34	
02	Albrecht, Spike		1-2	1-1	0-0			0	1	1	2	3	2	0	0	0	9	
04	McGary, Mitch		1-5	0-0	0-0			2	0	2	4	2	1	0	2	0	8	
13	Vogrich, Matt		0-0	0-0	0-0			0	1	1	0	0	0	0	0	0	5	
15	Horford, Jon		0-0	0-0	2-2			0	1	1	0	2	0	1	2	0	6	
22	McLimans, Blake		0-0	0-0	0-0			0	0	0	1	0	0	0	0	0	1	
23	LeVert, Caris		0-1	0-1	0-0			0	0	0	1	0	0	0	0	0	3	
44	Biefeldt, Max		0-0	0-0	0-0			0	0	0	1	0	0	0	0	0	1	
	Team							2	2	4								
	Totals		27-65	10-22	7-13			12	18	30	16	71	10	6	7	5	200	

FG % 1st Half: 12-30 40.0% 2nd half: 15-35 42.9% Game: 27-65 41.5% Deadball Rebounds 2,1
 3FG % 1st Half: 3-10 30.0% 2nd half: 7-12 58.3% Game: 10-22 45.5%
 FT % 1st Half: 6-9 66.7% 2nd half: 1-4 25.0% Game: 7-13 53.8%

Officials: Pat Driscoll, Mike Kitts, Bo Boroski
 Technical fouls: Indiana-None. Michigan-None.
 Attendance: 12693

Score by periods	1st	2nd	Total
Indiana	30	42	72
Michigan	33	38	71

	In	Off	2nd	Fast	
Points	Paint	T/O	Chance	Break	Bench
IND	40	8	17	6	15
MICH	32	19	11	4	7

Last FG - IND 2nd-00:13, MICH 2nd-01:10.
 Largest lead - IND by 7 1st-16:05, MICH by 11 1st-05:03.

Score tied - 3 times.
 Lead changed - 14 times.

2012-13 BOX SCORES



Official Basketball Box Score -- Game Totals -- Final Statistics
 Illinois vs Indiana
 03/15/13 11:00 am at United Center Chicago, IL



Illinois 64 • 22-12

#	Player		Total			3-Ptr			Rebounds			PF	TP	A	TO	Blk	Stl	Min
			FG-FGA	FG-FGA	FT-FTA	FG-FGA	FG-FGA	FT-FTA	Off	Def	Tot							
42	Griffey, Tyler	f	4-4	1-1	0-0	1	1	2	1	9	0	1	0	0	0	0	26	
32	Egwu, Nnanna	c	1-4	0-0	0-0	1	3	4	2	2	1	2	4	2	29			
1	Richardson, D.J.	g	2-10	1-5	4-4	0	0	0	2	9	2	0	0	0	34			
13	Abrams, Tracy	g	5-15	2-5	4-4	1	3	4	3	16	2	3	0	0	32			
3	Paul, Brandon	g	2-13	1-6	11-12	0	2	2	3	16	1	3	0	0	34			
0	McLaurin, Sam		1-3	0-0	0-0	5	2	7	4	2	0	3	0	0	16			
2	Bertrand, Joseph		5-9	0-0	0-1	1	0	1	2	10	0	0	1	0	20			
20	Henry, Myke		0-0	0-0	0-0	0	0	0	3	0	0	0	0	1	8			
21	Langford, Devin		0-0	0-0	0-0	0	0	0	0	0	0	0	0	0	1			
Team						4	2	6										
Totals			20-58	5-17	19-21	13	13	26	20	64	6	12	5	3	200			
FG % 1st Half: 7-27			25.9%	2nd half: 13-31			41.9%	Game: 20-58			34.5%	Deadball Rebounds			0			
3FG % 1st Half: 1-6			16.7%	2nd half: 4-11			36.4%	Game: 5-17			29.4%							
FT % 1st Half: 6-7			85.7%	2nd half: 13-14			92.9%	Game: 19-21			90.5%							

Indiana 80 • 27-5

#	Player		Total			3-Ptr			Rebounds			PF	TP	A	TO	Blk	Stl	Min
			FG-FGA	FG-FGA	FT-FTA	FG-FGA	FG-FGA	FT-FTA	Off	Def	Tot							
2	Watford, Christian	f	3-6	2-3	7-8	2	4	6	2	15	0	2	1	0	30			
40	Zeller, Cody	f	9-11	0-0	6-6	3	6	9	2	24	2	4	2	2	34			
1	Hulls, Jordan	g	0-5	0-3	1-2	1	2	3	2	1	7	0	0	3	33			
11	Ferrell, Kevin (Yogi)	g	5-10	0-5	2-2	0	1	1	4	12	2	2	2	2	31			
4	Oladipo, Victor	g	4-8	0-2	4-4	2	9	11	3	12	1	3	0	1	31			
0	Sheehey, Will		4-4	2-2	1-2	0	0	0	2	11	2	0	0	1	17			
12	Mosquera-Perea, H.		0-1	0-0	0-0	0	0	0	0	0	0	0	0	0	3			
15	Smith, Raphael		0-0	0-0	0-0	0	0	0	0	0	0	0	0	0	0+			
23	Abell, Remy		2-4	1-2	0-0	1	2	3	2	5	2	2	0	0	12			
33	Hollowell, Jeremy		0-1	0-0	0-0	0	0	0	2	0	0	0	1	0	9			
Team						2	3	5			1							
Totals			27-50	5-17	21-24	11	27	38	19	80	16	14	6	9	200			
FG % 1st Half: 12-27			44.4%	2nd half: 15-23			65.2%	Game: 27-50			54.0%	Deadball Rebounds			2			
3FG % 1st Half: 1-8			12.5%	2nd half: 4-9			44.4%	Game: 5-17			29.4%							
FT % 1st Half: 10-12			83.3%	2nd half: 11-12			91.7%	Game: 21-24			87.5%							

Officials: Mike Kitts, Mike Sanzere, Larry Scirotto
 Technical fouls: Illinois-None. Indiana-None.
 Attendance: 21793
 Big Ten Tournament Quarterfinals

Score by periods	1st	2nd	Total
Illinois	21	43	64
Indiana	35	45	80

Last FG - ILL 2nd-01:59, IND 2nd-01:03.
 Largest lead - ILL None, IND by 20 2nd-01:03.

Points	In Paint	Off T/O	2nd Chance	Fast Break	Bench
ILL	24	7	14	2	12
IND	40	8	12	8	16

Score tied - 0 times.
 Lead changed - 0 times.

2012-13 BOX SCORES



Official Basketball Box Score -- Game Totals -- Final Statistics
 Wisconsin vs Indiana
 03/16/13 12:40 pm at United Center Chicago, IL



Wisconsin 68 • 23-10

##	Player		Total			3-Ptr			Rebounds			PF	TP	A	TO	Blk	Stl	Min
			FG-FGA	FG-FGA	FT-FTA	FG-FGA	FG-FGA	FT-FTA	Off	Def	Tot							
31	Bruesewitz, Mike	f	1-2	1-2	2-2	0	3	3	2	5	2	3	1	2			27	
5	Evans, Ryan	f	7-12	0-1	2-4	4	4	8	2	16	4	4	4	1			33	
40	Berggren, Jared	c	4-4	1-1	2-2	1	4	5	2	11	0	0	3	1			25	
1	Brust, Ben	g	4-10	2-5	2-4	1	2	3	2	12	2	2	0	2			39	
12	Jackson, Traevon	g	2-6	0-0	3-5	0	3	3	3	7	4	3	0	1			31	
15	Dekker, Sam		5-8	1-3	0-1	0	2	2	0	11	0	0	0	0			20	
3	Marshall, George		2-6	2-5	0-0	0	2	2	1	6	0	3	0	0			10	
44	Kaminsky, Frank		0-1	0-1	0-0	3	0	3	1	0	3	0	2	2			15	
	Team					2	4	6										
	Totals		25-49	7-18	11-18	11	24	35	13	68	15	15	10	9			200	
	FG % 1st Half:	15-29	51.7%	2nd half:	10-20	50.0%	Game:	25-49	51.0%								Deadball	
	3FG % 1st Half:	4-10	40.0%	2nd half:	3-8	37.5%	Game:	7-18	38.9%								Rebounds	
	FT % 1st Half:	0-0	0.0%	2nd half:	11-18	61.1%	Game:	11-18	61.1%								1	

Indiana 56 • 27-6

##	Player		Total			3-Ptr			Rebounds			PF	TP	A	TO	Blk	Stl	Min
			FG-FGA	FG-FGA	FT-FTA	FG-FGA	FG-FGA	FT-FTA	Off	Def	Tot							
2	Watford, Christian	f	5-9	2-4	2-3	0	3	3	5	14	0	3	0	2			32	
40	Zeller, Cody	f	4-10	0-0	5-7	4	7	11	4	13	0	2	0	1			31	
1	Hulls, Jordan	g	2-9	1-7	0-0	0	0	0	3	5	2	1	1	0			26	
11	Ferrell, Kevin (Yogi)	g	3-5	0-0	0-0	0	1	1	1	6	3	2	0	0			30	
4	Oladipo, Victor	g	4-12	1-3	1-2	5	2	7	3	10	3	4	1	4			34	
0	Sheehey, Will		1-7	0-1	0-0	1	2	3	4	2	0	0	0	1			23	
22	Creek, Maurice		0-0	0-0	0-0	0	0	0	1	0	2	0	0	0			4	
23	Abell, Remy		2-2	1-1	1-2	0	2	2	0	6	0	0	0	1			15	
33	Hollowell, Jeremy		0-1	0-1	0-0	0	0	0	0	0	0	1	0	0			5	
	Team					1	2	3										
	Totals		21-55	5-17	9-14	11	19	30	21	56	10	13	2	9			200	
	FG % 1st Half:	12-27	44.4%	2nd half:	9-28	32.1%	Game:	21-55	38.2%								Deadball	
	3FG % 1st Half:	4-8	50.0%	2nd half:	1-9	11.1%	Game:	5-17	29.4%								Rebounds	
	FT % 1st Half:	3-6	50.0%	2nd half:	6-8	75.0%	Game:	9-14	64.3%								4	

Officials: Terry Wymer, Bo Boroski, Mike Sanzere
 Technical fouls: Wisconsin-None. Indiana-None.
 Attendance: 21824
 Big Ten Tournament Semifinals

Score by periods	1st	2nd	Total
Wisconsin	34	34	68
Indiana	31	25	56

	In Paint	Off T/O	2nd Chance	Fast Break	Bench
Points WIS	30	17	18	9	17
IND	28	22	11	5	8

Last FG - WIS 2nd-04:07, IND 2nd-00:34.
 Largest lead - WIS by 12 2nd-00:38, IND by 6 1st-09:04.

Score tied - 5 times.
 Lead changed - 6 times.

2012-13 BOX SCORES



Official Basketball Box Score -- Game Totals -- Final Statistics
James Madison vs Indiana
03/22/13 4:10 PM ET at University of Dayton Arena

James Madison 62 • 21-15

##	Player		Total			3-Ptr			Rebounds			PF	TP	A	TO	Blk	Stl	Min
			FG-FGA	FG-FGA	FT-FTA	FG-FGA	FG-FGA	FT-FTA	Off	Def	Tot							
33	Goins, Rayshawn	f	1-6	0-2	0-0				4	2	6	3	2	1	0	0	0	22
00	Davis, A.J.	g	3-6	1-4	0-0				0	2	2	2	7	0	4	0	0	21
05	Diouf, Alioune	g	2-4	0-0	1-2				1	3	4	2	5	0	0	1	0	21
15	Nation, Andre	g	10-16	3-6	1-2				1	3	4	5	24	0	0	1	0	33
40	Moore, Devon	g	0-5	0-1	0-0				1	2	3	4	0	4	4	0	1	34
01	Hood, Enoch		1-1	0-0	0-0				0	1	1	1	2	0	0	0	0	1
02	Curry, Ron		1-5	0-2	0-0				0	0	0	2	2	1	1	0	0	21
04	Cooke, Charles		7-12	4-5	0-0				1	3	4	2	18	0	0	0	0	31
22	Bessick, Taylor		1-7	0-0	0-0				1	1	2	0	2	0	0	1	0	14
30	Marks, Arman		0-0	0-0	0-0				0	0	0	0	0	1	1	0	0	2
	Team								2	0	2							
	Totals		26-62	8-20	2-4				11	17	28	21	62	7	10	3	1	200
	FG % 1st Half:	9-31	29.0%	2nd half:	17-31	54.8%	Game:	26-62	41.9%									Deadball
	3FG % 1st Half:	3-11	27.3%	2nd half:	5-9	55.6%	Game:	8-20	40.0%									Rebounds
	FT % 1st Half:	1-3	33.3%	2nd half:	1-1	100.0%	Game:	2-4	50.0%									1

Indiana 83 • 28-6

##	Player		Total			3-Ptr			Rebounds			PF	TP	A	TO	Blk	Stl	Min
			FG-FGA	FG-FGA	FT-FTA	FG-FGA	FG-FGA	FT-FTA	Off	Def	Tot							
02	Watford, Christian	f	2-4	2-4	3-4				0	5	5	1	9	1	0	1	1	27
40	Zeller, Cody	f	4-5	0-0	3-4				3	1	4	1	11	2	4	1	0	27
01	Hulls, Jordan	g	3-6	2-5	2-2				0	1	1	0	10	3	0	0	0	26
04	Oladipo, Victor	g	3-7	1-3	4-4				2	4	6	1	11	3	1	0	1	26
11	Ferrell, Kevin (Yogi)	g	7-12	2-5	0-0				0	8	8	1	16	6	1	0	0	27
00	Sheehey, Will		7-14	1-4	0-1				3	0	3	1	15	2	0	0	1	23
12	Mosquera-Perea, H.		1-1	0-0	1-2				3	0	3	0	3	0	0	0	0	4
22	Creek, Maurice		0-2	0-1	0-0				0	1	1	0	0	0	0	0	0	4
23	Abell, Remy		2-3	1-1	2-2				1	0	1	0	7	0	1	0	0	16
24	Howard, Jeff		0-0	0-0	0-0				0	0	0	0	0	0	0	0	0	2
32	Elston, Derek		0-1	0-0	0-0				0	1	1	2	0	0	1	1	0	8
33	Hollowell, Jeremy		0-0	0-0	1-2				0	4	4	1	1	0	1	0	0	10
	Team								0	1	1							
	Totals		29-55	9-23	16-21				12	26	38	8	83	17	9	3	3	200
	FG % 1st Half:	16-28	57.1%	2nd half:	13-27	48.1%	Game:	29-55	52.7%									Deadball
	3FG % 1st Half:	6-13	46.2%	2nd half:	3-10	30.0%	Game:	9-23	39.1%									Rebounds
	FT % 1st Half:	5-7	71.4%	2nd half:	11-14	78.6%	Game:	16-21	76.2%									2

Officials: Karl Hess, Bret Smith, Jose Carrion
Technical fouls: James Madison-None. Indiana-None.
Attendance: 12353
2013 NCAA Men's Division I Basketball Championship
Second Round - East Region

Score by periods	1st	2nd	Total
James Madison	22	40	62
Indiana	43	40	83

Points	In Paint	Off T/O	2nd Chance	Fast Break	Bench
JMU	20	9	13	14	24
IND	36	15	12	15	26

Last FG - JMU 2nd-00:44, IND 2nd-02:14.
Largest lead - JMU None, IND by 33 2nd-08:19.

Score tied - 0 times.
Lead changed - 0 times.

2012-13 BOX SCORES



Official Basketball Box Score -- Game Totals -- Final Statistics
 Temple vs Indiana
 03/24/13 2:45 PM ET at University of Dayton Arena



Temple 52 • 24-10

##	Player		Total			3-Ptr			Rebounds			PF	TP	A	TO	Blk	Stl	Min
			FG-FGA	FG-FGA	FT-FTA	Off	Def	Tot	Off	Def	Tot							
22	O'Brien, Jake	f	0-4	0-3	0-0	2	2	4	4	0	0	1	1	0	0	0	13	
32	Hollis-Jefferson, R.	f	4-8	0-0	0-0	2	5	7	1	8	2	1	0	0	0	0	39	
01	Wyatt, Khalif	g	12-24	3-12	4-4	0	3	3	3	31	0	3	0	2	40-			
02	Cummings, Will	g	0-5	0-3	0-0	0	0	0	4	0	1	1	0	1	23			
33	Randall, Scootie	g	0-12	0-6	3-4	4	5	9	2	3	3	4	2	2	38			
03	Lee, Anthony		5-8	0-0	0-0	2	3	5	4	10	0	0	1	0	26			
11	Dileo, T.J.		0-1	0-0	0-0	1	2	3	0	0	2	0	0	0	21			
	Team					3	1	4										
	Totals		21-62	3-24	7-8	14	21	35	18	52	8	10	4	5	200			

FG % 1st Half: 12-34 35.3% 2nd half: 9-28 32.1% Game: 21-62 33.9% Deadball Rebounds 0
 3FG % 1st Half: 2-13 15.4% 2nd half: 1-11 9.1% Game: 3-24 12.5%
 FT % 1st Half: 3-4 75.0% 2nd half: 4-4 100.0% Game: 7-8 87.5%

Indiana 58 • 29-6

##	Player		Total			3-Ptr			Rebounds			PF	TP	A	TO	Blk	Stl	Min
			FG-FGA	FG-FGA	FT-FTA	Off	Def	Tot	Off	Def	Tot							
02	Watford, Christian	f	2-7	0-2	5-6	1	7	8	1	9	2	0	2	0	34			
40	Zeller, Cody	f	4-10	0-0	7-8	0	6	6	2	15	2	6	0	0	29			
01	Hulls, Jordan	g	2-5	1-3	0-0	0	1	1	1	5	0	0	0	0	19			
04	Oladipo, Victor	g	7-12	1-3	1-2	3	5	8	1	16	1	1	0	0	32			
11	Ferrell, Kevin (Yogi)	g	0-2	0-0	0-0	0	2	2	0	0	3	3	0	0	31			
00	Sheehey, Will		3-7	1-3	3-4	0	3	3	3	10	1	0	0	0	24			
23	Abell, Remy		0-1	0-1	0-0	0	0	0	0	0	0	1	0	0	15			
32	Elston, Derek		0-0	0-0	0-0	0	0	0	0	0	0	0	0	0	2			
33	Hollowell, Jeremy		1-1	1-1	0-0	0	3	3	0	3	0	1	0	0	14			
	Team					0	1	1										
	Totals		19-45	4-13	16-20	4	28	32	8	58	9	12	2	0	200			

FG % 1st Half: 10-26 38.5% 2nd half: 9-19 47.4% Game: 19-45 42.2% Deadball Rebounds 5
 3FG % 1st Half: 1-7 14.3% 2nd half: 3-6 50.0% Game: 4-13 30.8%
 FT % 1st Half: 5-6 83.3% 2nd half: 11-14 78.6% Game: 16-20 80.0%

Officials: Tony Greene, Patrick Driscoll, Anthony Jordan
 Technical fouls: Temple-None. Indiana-None.

Attendance: 12495

2013 NCAA Men's Division I Basketball Championship

Third Round - West Region

Score by periods	1st	2nd	Total
Temple	29	23	52
Indiana	26	32	58

Points	In	Off	2nd	Fast	Bench
TU	Paint	T/O	Chance	Break	
IND	30	6	9	11	10
	24	15	2	11	13

Last FG - TU 2nd-04:01, IND 2nd-00:15.

Largest lead - TU by 6 2nd-09:59, IND by 9 1st-11:08.

Score tied - 8 times.
 Lead changed - 2 times.

2012-13 BOX SCORES



Official Basketball Box Score -- Game Totals -- Final Statistics
Syracuse vs Indiana
03/28/13 9:54 p.m. at Verizon Center, Washington



Syracuse 61 • 29-9

##	Player	Total			3-Ptr			Rebounds			PF	TP	A	TO	Blk	Stl	Min
		FG-FGA	FG-FGA	FT-FTA	FG-FGA	FG-FGA	FT-FTA	Off	Def	Tot							
05	FAIR, C.J.	f	4-10	0-1	3-3	1	8	9	3	11	0	4	2	2		38	
43	SOUTHERLAND, James	f	1-3	1-2	2-2	2	5	7	3	5	1	2	3	3		33	
25	CHRISTMAS, Rakeem	c	0-0	0-0	0-0	0	0	0	4	0	0	0	1	0		9	
01	CARTER-WILLIAMS, M.	g	9-19	3-6	3-6	1	4	5	2	24	1	1	1	4		38	
20	TRICHE, Brandon	g	6-12	0-2	2-3	1	3	4	1	14	2	6	0	0		38	
03	GRANT, Jerami		1-2	0-0	2-2	0	3	3	2	4	0	0	1	0		9	
10	COONEY, Trevor		0-0	0-0	0-0	0	0	0	0	0	0	1	0	1		4	
12	KEITA, Baye Moussa		0-2	0-0	3-4	2	1	3	2	3	0	0	2	2		31	
Team						1	1	2									
Totals			21-48	4-11	15-20	8	25	33	17	61	4	14	10	12		200	
FG % 1st Half: 14-30		46.7%	2nd half: 7-18		38.9%	Game: 21-48		43.8%							Deadball		
3FG % 1st Half: 3-7		42.9%	2nd half: 1-4		25.0%	Game: 4-11		36.4%							Rebounds		
FT % 1st Half: 3-4		75.0%	2nd half: 12-16		75.0%	Game: 15-20		75.0%							2		

Indiana 50 • 29-7

##	Player	Total			3-Ptr			Rebounds			PF	TP	A	TO	Blk	Stl	Min
		FG-FGA	FG-FGA	FT-FTA	FG-FGA	FG-FGA	FT-FTA	Off	Def	Tot							
02	Watford, Christian	f	4-11	2-4	3-5	1	5	6	2	13	1	5	0	0		33	
40	Zeller, Cody	f	3-11	0-0	4-6	5	5	10	1	10	2	1	1	0		37	
01	Hulls, Jordan	g	0-6	0-6	0-0	0	2	2	2	0	3	2	0	1		26	
04	Oladipo, Victor	g	5-6	1-1	5-8	1	2	3	4	16	0	3	1	3		36	
11	Ferrell, Kevin (Yogi)	g	0-2	0-0	0-0	0	2	2	2	0	1	4	0	1		23	
00	Sheehy, Will		3-9	0-3	3-5	4	0	4	4	9	1	2	0	0		26	
12	Mosquera-Perea, H.		0-0	0-0	0-0	0	0	0	0	0	0	1	0	0		3	
22	Creek, Maurice		0-0	0-0	0-0	0	0	0	0	0	0	0	0	0		1	
23	Abell, Remy		1-2	0-1	0-0	0	2	2	1	2	0	0	0	0		10	
32	Elston, Derek		0-0	0-0	0-0	0	0	0	0	0	0	0	0	0		1	
33	Hollowell, Jeremy		0-1	0-0	0-0	0	1	1	2	0	1	0	0	0		4	
Team						1	3	4									
Totals			16-48	3-15	15-24	12	22	34	18	50	9	19	2	5		200	
FG % 1st Half: 7-19		36.8%	2nd half: 9-29		31.0%	Game: 16-48		33.3%							Deadball		
3FG % 1st Half: 1-7		14.3%	2nd half: 2-8		25.0%	Game: 3-15		20.0%							Rebounds		
FT % 1st Half: 7-12		58.3%	2nd half: 8-12		66.7%	Game: 15-24		62.5%							4		

Officials: Doug Simmons, Michael Reed, David Hall
Technical fouls: Syracuse-None. Indiana-None.
Attendance: 19731

Score by periods	1st	2nd	Total
Syracuse	34	27	61
Indiana	22	28	50

Last FG - SYR 2nd-05:40, IND 2nd-00:17.
Largest lead - SYR by 18 1st-03:39, IND by 1 1st-19:37.

	In	Off	2nd	Fast	Bench
Points	Paint	T/O	Chance	Break	
SYR	30	13	7	4	7
IND	24	8	9	7	11

Score tied - 1 time.
Lead changed - 3 times.

2012-13 CONFERENCE-ONLY STATISTICS

RECORD:	OVERALL	HOME	AWAY	NEUTRAL
CONFERENCE	11-7	8-1	3-6	0-0

##	Player	TOTAL										3-PTS			REBOUNDS													
		GP	GS	Min	Avg	FG	FGA	Pct	3FG	FGA	Pct	FT	FTA	Pct	Off	Def	Tot	Avg	PF	FO	A	TO	Blk	Stl	Pts	Avg		
40	Zeller, Cody	18	18	555	30.8	103	192	536	0	0	.000	102	131	.779	52	95	147	8.2	44	1	23	45	24	21	308	17.1		
04	Oladipo, Victor	18	18	523	29.1	91	159	.572	16	34	.471	52	65	.800	51	69	120	6.7	47	2	37	41	15	36	250	13.9		
02	Watford, Christian	18	18	523	29.1	64	146	.438	34	66	.515	57	76	.750	24	91	115	6.4	44	0	12	31	6	9	219	12.2		
01	Hulls, Jordan	18	18	544	30.2	54	132	.409	40	90	.444	26	34	.765	7	33	40	2.2	32	0	43	24	0	12	174	9.7		
11	Ferrell, Kevin (Yogi)	18	18	528	29.3	52	122	.426	16	46	.348	35	47	.745	7	38	45	2.5	35	0	61	36	2	14	155	8.6		
00	Sheehy, Will	18	0	393	21.8	50	113	.442	13	40	.325	22	39	.564	20	41	61	3.4	41	0	26	18	4	12	135	7.5		
23	Abell, Remy	18	0	174	9.7	11	34	.324	2	8	.250	12	18	.667	7	8	15	0.8	13	0	10	11	0	4	36	2.0		
33	Hollowell, Jeremy	18	0	146	8.1	10	29	.345	3	10	.300	9	16	.563	13	17	30	1.7	19	0	7	10	9	3	32	1.8		
32	Elston, Derek	13	0	79	6.1	5	13	.385	2	6	.333	5	6	.833	3	6	9	0.7	11	0	3	4	1	3	17	1.3		
22	Creek, Maurice	11	0	64	5.8	5	17	.294	3	10	.300	1	1	1.000	2	3	5	0.5	7	0	1	2	1	3	14	1.3		
12	Mosquera-Perea, H.	13	0	65	5.0	0	4	.000	0	0	.000	2	9	.222	7	6	13	1.0	17	0	1	3	3	2	2	0.2		
42	Jurkin, Peter	1	0	1	1.0	0	0	.000	0	0	.000	0	0	.000	0	0	0	0.0	0	0	0	0	0	0	0	0.0		
15	Smith, Raphael	2	0	2	1.0	0	0	.000	0	0	.000	0	0	.000	0	0	0	0.0	0	0	0	0	0	0	0	0.0		
24	Howard, Jeff	2	0	2	1.0	0	0	.000	0	0	.000	0	0	.000	0	0	0	0.0	0	0	1	0	0	0	0	0.0		
20	Wayner, Taylor	1	0	1	1.0	0	0	.000	0	0	.000	0	0	.000	0	0	0	0.0	0	0	0	0	0	0	0	0.0		
TM	TEAM.....																											
	Total.....	18					445	961	463		129	310	416	323	442	.731	223	434	657	36.5	310	3	225	228	65	119	1342	74.6
	Opponents.....	18					423	1043	406		95	314	303	218	297	.734	228	352	580	32.2	368	16	195	234	82	109	1159	64.4

SCORE BY PERIODS:	1st	2nd	Total
Indiana	653	689	1342
Opponents	489	670	1159

TEAM STATISTICS

	IND	OPP
SCORING	1342	1159
Points per game	74.6	64.4
Scoring margin	+10.2	-
FIELD GOALS-ATT	445-961	423-1043
Field goal pct	.463	.406
3 POINT FG-ATT	129-310	95-314
3-point FG pct	.416	.303
3-pt FG made per game	7.2	5.3
FREE THROWS-ATT	323-442	218-297
Free throw pct	.731	.734
F-Throws made per game	17.9	12.1
REBOUNDS	657	580
Rebounds per game	36.5	32.2
Rebounding margin	+4.3	-
ASSISTS	225	195
Assists per game	12.5	10.8
TURNOVERS	228	234
Turnovers per game	12.7	13.0
Turnover margin	+0.3	-
Assist/turnover ratio	1.0	0.8
STEALS	119	109
Steals per game	6.6	6.1
BLOCKS	65	82
Blocks per game	3.6	4.6
ATTENDANCE	157248	125290
Home games-Avg/Game	9-17472	9-13921
Neutral site-Avg/Game	-	0-0

Date	Opponent	Score	Attend
* 12/31/12	at Iowa	W 69-65	15400
* 01/07/13	at Penn State	W 74-51	9386
* 01/12/13	MINNESOTA	W 88-81	17472
* 01/15/13	WISCONSIN	L 59-64	17472
* 01/20/13	at Northwestern	W 67-59	8117
* 01/23/13	PENN STATE	W 72-49	17472
* 01/27/13	MICHIGAN STATE	W 75-70	17472
* 01/30/13	at Purdue	W 97-60	14845
* 02/02/13	MICHIGAN	W 81-73	17472
* 02/07/13	at Illinois	L 72-74	16618
* 02/10/13	at Ohio State	W 81-68	18809
* 02/13/13	NEBRASKA	W 76-47	17472
* 02/16/13	PURDUE	W 83-55	17472
* 02/19/13	at Michigan State	W 72-68	14797
* 02/26/13	at Minnesota	L 73-77	14625
* 03/02/13	IOWA	W 73-60	17472
* 03/05/13	OHIO STATE	L 58-67	17472
* 03/10/13	at Michigan	W 72-71	12693

GAME-BY-GAME LEADERS

Opponent	Date	Score	W/L	POINTS	REBOUNDS	ASSISTS	STEALS	BLOCKED SHOTS
BRYANT	11/09/12	97-54	W	18-Zeller, Cody	15-Watford, Christian	7-Ferrell, Kevin (Yogi)	3-Oladipo, Victor Zeller, Cody	2-Zeller, Cody
N.D. STATE	11/12/12	87-61	W	22-Zeller, Cody	9-Zeller, Cody	5-Oladipo, Victor	4-Oladipo, Victor	2-Zeller, Cody
SAM HOUSTON ST.	11/15/12	99-45	W	23-Watford, Christian	7-Oladipo, Victor Zeller, Cody	7-Ferrell, Kevin (Yogi)	4-Oladipo, Victor	2-Zeller, Cody
vs Georgia	11/19/12	66-53	W	15-Oladipo, Victor	8-Oladipo, Victor	5-Ferrell, Kevin (Yogi)	2-Zeller, Cody	None
vs Georgetown	11/20/12	82-72	WOT	17-Zeller, Cody Hulls, Jordan	10-Watford, Christian	4-Ferrell, Kevin (Yogi)	4-Hulls, Jordan	1-Watford, Christian Oladipo, Victor
BALL STATE	11/25/12	101-53	W	19-Sheehey, Will	10-Watford, Christian	3-Watford, Christian Ferrell, Kevin (Yogi) Hulls, Jordan	3-Oladipo, Victor	1-Zeller, Cody Creek, Maurice Ferrell, Kevin (Yogi) Oladipo, Victor
NORTH CAROLINA	11/27/12	83-59	W	20-Zeller, Cody	8-Zeller, Cody	8-Hulls, Jordan	2-Hulls, Jordan Sheehey, Will	4-Zeller, Cody
COPPIN STATE	12/01/12	87-51	W	14-Oladipo, Victor Sheehey, Will	7-Zeller, Cody Watford, Christian	6-Oladipo, Victor	3-Oladipo, Victor	1-Oladipo, Victor
CENT. CONN. ST	12/08/12	100-69	W	21-Watford, Christian	19-Zeller, Cody	6-Ferrell, Kevin (Yogi)	5-Oladipo, Victor	3-Oladipo, Victor
vs Butler	12/15/12	86-88	LOT	18-Oladipo, Victor Zeller, Cody	8-Ferrell, Kevin (Yogi)	5-Hulls, Jordan	4-Oladipo, Victor	2-Oladipo, Victor
MOUNT ST. MARY'S	12/19/12	93-54	W	16-Zeller, Cody Sheehey, Will	8-Watford, Christian	9-Ferrell, Kevin (Yogi)	3-Oladipo, Victor	1-Watford, Christian Howard, Jeff Elston, Derek
FLORIDA ATLANTIC	12/21/12	88-52	W	24-Zeller, Cody	10-Mosquera-Perea, H.	5-Ferrell, Kevin (Yogi)	2-Sheehey, Will	2-Mosquera-Perea, H. Watford, Christian
JACKSONVILLE	12/28/12	93-59	W	20-Hulls, Jordan	7-Oladipo, Victor	10-Ferrell, Kevin (Yogi)	2-Oladipo, Victor Ferrell, Kevin (Yogi)	2-Oladipo, Victor Sheehey, Will Zeller, Cody
at Iowa	12/31/12	69-65	W	19-Zeller, Cody	10-Oladipo, Victor Zeller, Cody	6-Hulls, Jordan	2-Hulls, Jordan	2-Hollowell, Jeremy
at Penn State	01/07/13	74-51	W	16-Watford, Christian	8-Watford, Christian	3-Oladipo, Victor	4-Zeller, Cody	2-Zeller, Cody
MINNESOTA	01/12/13	88-81	W	20-Oladipo, Victor	9-Watford, Christian	8-Ferrell, Kevin (Yogi)	3-Oladipo, Victor	3-Zeller, Cody
WISCONSIN	01/15/13	59-64	L	23-Zeller, Cody	10-Zeller, Cody	3-Hulls, Jordan	1-Ferrell, Kevin (Yogi) Zeller, Cody Oladipo, Victor Hulls, Jordan	None
at Northwestern	01/20/13	67-59	W	21-Zeller, Cody	13-Zeller, Cody	5-Oladipo, Victor	2-Zeller, Cody	1-Oladipo, Victor Zeller, Cody
PENN STATE	01/23/13	72-49	W	19-Oladipo, Victor	9-Watford, Christian	5-Oladipo, Victor	3-Oladipo, Victor	3-Zeller, Cody
MICHIGAN STATE	01/27/13	75-70	W	21-Oladipo, Victor	7-Zeller, Cody Oladipo, Victor	4-Hulls, Jordan	6-Oladipo, Victor	3-Oladipo, Victor
at Purdue	01/30/13	97-60	W	19-Zeller, Cody	11-Zeller, Cody	7-Sheehey, Will	3-Oladipo, Victor	2-Hollowell, Jeremy
MICHIGAN	02/02/13	81-73	W	19-Zeller, Cody	10-Watford, Christian Zeller, Cody	5-Ferrell, Kevin (Yogi)	2-Oladipo, Victor	3-Hollowell, Jeremy
at Illinois	02/07/13	72-74	L	14-Zeller, Cody	9-Zeller, Cody	5-Oladipo, Victor	1-Hulls, Jordan Sheehey, Will Ferrell, Kevin (Yogi) Watford, Christian Zeller, Cody	2-Oladipo, Victor
at Ohio State	02/10/13	81-68	W	26-Oladipo, Victor	8-Zeller, Cody Oladipo, Victor	4-Hulls, Jordan	2-Oladipo, Victor	1-Zeller, Cody
NEBRASKA	02/13/13	76-47	W	16-Zeller, Cody	11-Watford, Christian	3-Hulls, Jordan	3-Oladipo, Victor	1-Mosquera-Perea, H. Zeller, Cody Hollowell, Jeremy Watford, Christian Oladipo, Victor

GAME-BY-GAME LEADERS

Opponent	Date	Score	W/L	POINTS	REBOUNDS	ASSISTS	STEALS	BLOCKED SHOTS
PURDUE	02/16/13	83-55	W	22-Sheehey, Will	9-Zeller, Cody	5-Ferrell, Kevin (Yogi) Hulls, Jordan	3-Watford, Christian	2-Watford, Christian Zeller, Cody
at Michigan State	02/19/13	72-68	W	19-Oladipo, Victor	9-Oladipo, Victor	5-Ferrell, Kevin (Yogi)	5-Oladipo, Victor	2-Zeller, Cody
at Minnesota	02/26/13	73-77	L	17-Hulls, Jordan	7-Zeller, Cody	5-Ferrell, Kevin (Yogi)	3-Zeller, Cody	2-Sheehey, Will
IOWA	03/02/13	73-60	W	22-Zeller, Cody	10-Zeller, Cody	5-Ferrell, Kevin (Yogi)	4-Oladipo, Victor	3-Zeller, Cody
OHIO STATE	03/05/13	58-67	L	17-Zeller, Cody	6-Oladipo, Victor	3-Zeller, Cody	1-Creek, Maurice Abell, Remy	2-Oladipo, Victor
at Michigan	03/10/13	72-71	W	25-Zeller, Cody	13-Oladipo, Victor	3-Ferrell, Kevin (Yogi) Oladipo, Victor	1-Hulls, Jordan Oladipo, Victor	1-Zeller, Cody Oladipo, Victor
vs Illinois	03/15/13	80-64	W	24-Zeller, Cody	11-Oladipo, Victor	7-Hulls, Jordan	3-Hulls, Jordan	2-Zeller, Cody Ferrell, Kevin (Yogi)
vs Wisconsin	03/16/13	56-68	L	14-Watford, Christian	11-Zeller, Cody	3-Ferrell, Kevin (Yogi) Oladipo, Victor	4-Oladipo, Victor	1-Oladipo, Victor Hulls, Jordan
vs James Madison	03/22/13	83-62	W	16-Ferrell, Kevin (Yogi)	8-Ferrell, Kevin (Yogi)	6-Ferrell, Kevin (Yogi)	1-Oladipo, Victor Watford, Christian Sheehey, Will	1-Zeller, Cody Watford, Christian Elston, Derek
vs Temple	03/24/13	58-52	W	16-Oladipo, Victor	8-Watford, Christian Oladipo, Victor	3-Ferrell, Kevin (Yogi)	None	2-Watford, Christian
vs Syracuse	03/28/13	50-61	L	16-Oladipo, Victor	10-Zeller, Cody	3-Hulls, Jordan	3-Oladipo, Victor	1-Zeller, Cody Oladipo, Victor

SCHEDULE/RESULTS

DATE	TIME	OPPONENT	SCORE	ATTEND	HIGH POINTS	HIGH REBOUNDS
11/09/12	8:06pm	BRYANT	W 97-54	17472	(18)Zeller, Cody	(15)Watford, Christian
11/12/12	7:02pm	# N.D. STATE	W 87-61	17145	(22)Zeller, Cody	(9)Zeller, Cody
11/15/12	7:01pm	# SAM HOUSTON ST.	W 99-45	17472	(23)Watford, Christian	(7)Zeller, Cody (7)Oladipo, Victor
11/19/12	5:30 p.m.	\$ vs Georgia	W 66-53	10071	(15)Oladipo, Victor	(8)Oladipo, Victor
11/20/12	10:05 p.m.	\$ vs Georgetown	Wot 82-72	10478	(17)Hulls, Jordan (17)Zeller, Cody	(10)Watford, Christian
11/25/12	6:06pm	BALL STATE	W 101-53	17126	(19)Sheehey, Will	(10)Watford, Christian
11/27/12	9:35pm	NORTH CAROLINA	W 83-59	17472	(20)Zeller, Cody	(8)Zeller, Cody
12/01/12	7:36pm	COPPIN STATE	W 87-51	17472	(14)Sheehey, Will (14)Oladipo, Victor	(7)Watford, Christian (7)Zeller, Cody
12/08/12	6:06pm	CENT. CONN. ST.	W 100-69	17472	(21)Watford, Christian	(19)Zeller, Cody
12/15/12	2:05 pm	^ vs Butler	86-88 Lot	19192	(18)Zeller, Cody (18)Oladipo, Victor	(8)Ferrell, Kevin (Yogi)
12/19/12	7:01pm	MT. ST. MARY'S	W 93-54	17009	(16)Sheehey, Will (16)Zeller, Cody	(8)Watford, Christian
12/21/12	7:02 p.m.	FLORIDA ATLANTIC	W 88-52	17472	(24)Zeller, Cody	(10)Mosquera-Perea, H.
12/28/12	8:06pm	JACKSONVILLE	W 93-59	17472	(20)Hulls, Jordan	(7)Oladipo, Victor
12/31/12	3:05 p.m.	* at Iowa	W 69-65	15400	(19)Zeller, Cody	(10)Zeller, Cody (10)Oladipo, Victor
01/07/13	7:00	* at Penn State	W 74-51	9386	(16)Watford, Christian	(8)Watford, Christian
01/12/13	12:06pm	* MINNESOTA	W 88-81	17472	(20)Oladipo, Victor	(9)Watford, Christian
01/15/13	9:00pm	* WISCONSIN	59-64 L	17472	(23)Zeller, Cody	(10)Zeller, Cody
01/20/13	12:00 p.m.	* at Northwestern	W 67-59	8117	(21)Zeller, Cody	(13)Zeller, Cody
01/23/13	7:01pm	* PENN STATE	W 72-49	17472	(19)Oladipo, Victor	(9)Watford, Christian
01/27/13	1:05pm	* MICHIGAN STATE	W 75-70	17472	(21)Oladipo, Victor	(7)Oladipo, Victor (7)Zeller, Cody
01/30/13	8:30 p.m.	* at Purdue	W 97-60	14845	(19)Zeller, Cody	(11)Zeller, Cody
02/02/13	9:05pm	* MICHIGAN	W 81-73	17472	(19)Zeller, Cody	(10)Zeller, Cody (10)Watford, Christian
02/07/13	6 pm	* at Illinois	72-74 L	16618	(14)Zeller, Cody	(9)Zeller, Cody
02/10/13	1:05 p.m.	* at Ohio State	W 81-68	18809	(26)Oladipo, Victor	(8)Oladipo, Victor (8)Zeller, Cody
02/13/13	7:06pm	* NEBRASKA	W 76-47	17472	(16)Zeller, Cody	(11)Watford, Christian
02/16/13	2:06pm	* PURDUE	W 83-55	17472	(22)Sheehey, Will	(9)Zeller, Cody
02/19/13	7 p.m.	* at Michigan State	W 72-68	14797	(19)Oladipo, Victor	(9)Oladipo, Victor
02/26/13	6:00 PM	* at Minnesota	73-77 L	14625	(17)Hulls, Jordan	(7)Zeller, Cody
03/02/13	7:36pm	* IOWA	W 73-60	17472	(22)Zeller, Cody	(10)Zeller, Cody
03/05/13	9:05pm	* OHIO STATE	58-67 L	17472	(17)Zeller, Cody	(6)Oladipo, Victor
03/10/13	4:00 PM	* at Michigan	W 72-71	12693	(25)Zeller, Cody	(13)Oladipo, Victor
03/15/13	11:00 am	% vs Illinois	W 80-64	21793	(24)Zeller, Cody	(11)Oladipo, Victor
03/16/13	12:40 pm	% vs Wisconsin	56-68 L	21824	(14)Watford, Christian	(11)Zeller, Cody
03/22/13	4:10 PM ET	! vs James Madison	W 83-62	12353	(16)Ferrell, Kevin (Yogi)	(8)Ferrell, Kevin (Yogi)
03/24/13	2:45 PM ET	! vs Temple	W 58-52	12495	(16)Oladipo, Victor	(8)Oladipo, Victor (8)Watford, Christian
03/28/13	9:54 p.m.	vs Syracuse	50-61 L	19731	(16)Oladipo, Victor	(10)Zeller, Cody

= Progressive Legends Classic (Bloomington, Ind.)

\$ = Progressive Legends Classic (Brooklyn, N.Y. - Barclays Center)

^ = Close the Gap Crossroads Classic (Indianapolis, Ind. - Bankers Life Fieldhouse)

* = Conference game

% = Big Ten Tournament (United Center, Chicago)

! = NCAA Tournament (Dayton, Ohio)

TEAM HIGHS

INDIANA			OPPONENT		
POINTS	101	BALL STATE (11/25/12)	POINTS	88	vs Butler (12/15/12)
	100	CENTRAL CONNECTICUT (12/08/12)		81	MINNESOTA (01/12/13)
	99	SAM HOUSTON STATE (11/15/12)		77	at Minnesota (02/26/13)
	97	at Purdue (01/30/13)		74	at Illinois (02/07/13)
	97	BRYANT (11/09/12)		73	MICHIGAN (02/02/13)
FIELD GOALS MADE	39	CENTRAL CONNECTICUT (12/08/12)	FIELD GOALS MADE	33	vs Butler (12/15/12)
	38	BALL STATE (11/25/12)		30	MICHIGAN (02/02/13)
FIELD GOAL ATTEMPTS	74	NORTH CAROLINA (11/27/12)	FIELD GOAL ATTEMPTS	72	CENTRAL CONNECTICUT (12/08/12)
	72	CENTRAL CONNECTICUT (12/08/12)		70	MICHIGAN (02/02/13)
FIELD GOAL PERCENTAGE	.706 (36-51)	MT. ST. MARY'S (12/19/12)	FIELD GOAL PERCENTAGE	.510 (25-49)	vs Wisconsin (03/16/13)
	.603 (38-63)	BALL STATE (11/25/12)		.478 (33-69)	vs Butler (12/15/12)
3 PT FIELD GOALS MADE	12	at Purdue (01/30/13)	3 PT FIELD GOALS MADE	11	MICHIGAN STATE (01/27/13)
	11	PENN STATE (01/23/13)		11	MINNESOTA (01/12/13)
	11	JACKSONVILLE (12/28/12)		11	vs Butler (12/15/12)
3 PT FG ATTEMPTS	25	at Purdue (01/30/13)		11	vs Georgetown (11/20/12)
	25	JACKSONVILLE (12/28/12)	3 PT FG ATTEMPTS	29	BRYANT (11/09/12)
3 PT FG PERCENTAGE	.750 (9-12)	MT. ST. MARY'S (12/19/12)		28	CENTRAL CONNECTICUT (12/08/12)
	.588 (10-17)	vs Georgetown (11/20/12)	3 PT FG PERCENTAGE	.588 (10-17)	JACKSONVILLE (12/28/12)
FREE THROWS MADE	30	SAM HOUSTON STATE (11/15/12)		.478 (11-23)	MICHIGAN STATE (01/27/13)
	29	IOWA (03/02/13)	FREE THROWS MADE	20	at Iowa (12/31/12)
	29	BRYANT (11/09/12)		19	vs Illinois (03/15/13)
FREE THROW ATTEMPTS	44	SAM HOUSTON STATE (11/15/12)		19	at Minnesota (02/26/13)
	42	IOWA (03/02/13)	FREE THROW ATTEMPTS	27	at Minnesota (02/26/13)
FREE THROW PERCENTAGE	.963 (26-27)	FLORIDA ATLANTIC (12/21/12)		26	at Iowa (12/31/12)
	.950 (19-20)	at Purdue (01/30/13)	FREE THROW PERCENTAGE	.905 (19-21)	vs Illinois (03/15/13)
REBOUNDS	53	at Michigan (03/10/13)		.900 (9-10)	vs Georgetown (11/20/12)
	53	CENTRAL CONNECTICUT (12/08/12)	REBOUNDS	44	at Minnesota (02/26/13)
ASSISTS	27	MT. ST. MARY'S (12/19/12)		42	NORTH CAROLINA (11/27/12)
	24	SAM HOUSTON STATE (11/15/12)	ASSISTS	17	at Minnesota (02/26/13)
STEALS	13	vs Butler (12/15/12)		16	MICHIGAN STATE (01/27/13)
	12	BRYANT (11/09/12)	STEALS	12	vs Syracuse (03/28/13)
BLOCKED SHOTS	7	PURDUE (02/16/13)		12	MOUNT ST. MARY'S (12/19/12)
	7	JACKSONVILLE (12/28/12)	BLOCKED SHOTS	10	vs Syracuse (03/28/13)
TURNOVERS	19	vs Syracuse (03/28/13)		10	vs Wisconsin (03/16/13)
	19	MT. ST. MARY'S (12/19/12)	TURNOVERS	20	JACKSONVILLE (12/28/12)
FOULS	25	IOWA (03/02/13)		19	IOWA (03/02/13)
	22	at Minnesota (02/26/13)		19	MICHIGAN STATE (01/27/13)
				19	at Penn State (01/07/13)
				19	SAM HOUSTON STATE (11/15/12)
			FOULS	31	SAM HOUSTON STATE (11/15/12)
				29	PENN STATE (01/23/13)

TEAM LOWS

INDIANA			OPPONENT		
POINTS	50	vs Syracuse (03/28/13)	POINTS	45	SAM HOUSTON STATE (11/15/12)
	56	vs Wisconsin (03/16/13)		47	NEBRASKA (02/13/13)
	58	OHIO STATE (03/05/13)		49	PENN STATE (01/23/13)
	58	vs Temple (03/24/13)		51	COPPIN STATE (12/01/12)
	59	WISCONSIN (01/15/13)		51	at Penn State (01/07/13)
FIELD GOALS MADE	16	vs Syracuse (03/28/13)	FIELD GOALS MADE	16	SAM HOUSTON STATE (11/15/12)
	19	vs Temple (03/24/13)		17	vs Georgia (11/19/12)
FIELD GOAL ATTEMPTS	42	at Penn State (01/07/13)		17	BALL STATE (11/25/12)
	42	at Northwestern (01/20/13)		17	MOUNT ST. MARY'S (12/19/12)
FIELD GOAL PERCENTAGE	.333 (16-48)	vs Syracuse (03/28/13)		17	PENN STATE (01/23/13)
	.370 (20-54)	WISCONSIN (01/15/13)		17	NEBRASKA (02/13/13)
3 PT FIELD GOALS MADE	2	IOWA (03/02/13)	FIELD GOAL ATTEMPTS	47	NEBRASKA (02/13/13)
	3	WISCONSIN (01/15/13)		48	vs Syracuse (03/28/13)
	3	vs Syracuse (03/28/13)	FIELD GOAL PERCENTAGE	.302 (16-53)	SAM HOUSTON ST. (11/15/12)
	3	vs Syracuse (03/28/13)		.309 (17-55)	BALL STATE (11/25/12)
3 PT FG ATTEMPTS	9	at Northwestern (01/20/13)	3 PT FIELD GOALS MADE	1	NORTH CAROLINA (11/27/12)
	12	vs Butler (12/15/12)		1	IOWA (03/02/13)
	12	MOUNT ST. MARY'S (12/19/12)	3 PT FG ATTEMPTS	8	NORTH CAROLINA (11/27/12)
	12	FLORIDA ATLANTIC (12/21/12)		8	at Purdue (01/30/13)
	12	WISCONSIN (01/15/13)		8	OHIO STATE (03/05/13)
3 PT FG PERCENTAGE	.143 (2-14)	IOWA (03/02/13)	3 PT FG PERCENTAGE	.077 (1-13)	IOWA (03/02/13)
	.200 (3-15)	vs Syracuse (03/28/13)		.125 (1-8)	NORTH CAROLINA (11/27/12)
FREE THROWS MADE	5	at Michigan (03/10/13)		.125 (2-16)	BALL STATE (11/25/12)
	9	NORTH CAROLINA (11/27/12)		.125 (3-24)	vs Temple (03/24/13)
	9	vs Wisconsin (03/16/13)	FREE THROWS MADE	2	vs James Madison (03/22/13)
FREE THROW ATTEMPTS	9	at Michigan (03/10/13)		5	JACKSONVILLE (12/28/12)
	12	NORTH CAROLINA (11/27/12)		5	MICHIGAN STATE (01/27/13)
FREE THROW PERCENTAGE	.556 (5-9)	at Michigan (03/10/13)	FREE THROW ATTEMPTS	4	vs James Madison (03/22/13)
	.568 (21-37)	PENN STATE (01/23/13)		6	MICHIGAN STATE (01/27/13)
REBOUNDS	30	at Illinois (02/07/13)	FREE THROW PERCENTAGE	.385 (5-13)	JACKSONVILLE (12/28/12)
	30	at Ohio State (02/10/13)		.429 (6-14)	NORTH CAROLINA (11/27/12)
	30	at Minnesota (02/26/13)	REBOUNDS	18	MOUNT ST. MARY'S (12/19/12)
	30	vs Wisconsin (03/16/13)		23	SAM HOUSTON STATE (11/15/12)
ASSISTS	7	WISCONSIN (01/15/13)	ASSISTS	3	NEBRASKA (02/13/13)
	8	NEBRASKA (02/13/13)		4	vs Syracuse (03/28/13)
STEALS	0	vs Temple (03/24/13)	STEALS	1	vs James Madison (03/22/13)
	2	OHIO STATE (03/05/13)		2	at Northwestern (01/20/13)
	2	at Michigan (03/10/13)		2	at Purdue (01/30/13)
BLOCKED SHOTS	0	vs Georgia (11/19/12)	BLOCKED SHOTS	0	SAM HOUSTON STATE (11/15/12)
	0	WISCONSIN (01/15/13)		1	BRYANT (11/09/12)
TURNOVERS	6	at Northwestern (01/20/13)		1	COPPIN STATE (12/01/12)
	8	at Purdue (01/30/13)		1	CENTRAL CONNECTICUT (12/08/12)
FOULS	8	vs James Madison (03/22/13)		1	MOUNT ST. MARY'S (12/19/12)
	8	vs Temple (03/24/13)		1	MICHIGAN STATE (01/27/13)
				1	NEBRASKA (02/13/13)
			TURNOVERS	6	at Northwestern (01/20/13)
				6	at Michigan (03/10/13)
			FOULS	12	NORTH CAROLINA (11/27/12)
				13	vs Wisconsin (03/16/13)

INDIVIDUAL HIGHS

INDIANA

Points	26	Oladipo, Victor at Ohio State (02/10/13)
	25	Zeller, Cody at Michigan (03/10/13)
	24	Zeller, Cody vs Illinois (03/15/13)
	24	Zeller, Cody at Ohio State (02/10/13)
	24	Zeller, Cody vs Florida Atlantic (12/21/12)
Field Goals Made	10	Zeller, Cody at Michigan (03/10/13)
Field Goal Att.	19	Zeller, Cody at Michigan (03/10/13)
FG Pct (min 5 made)	1.000 (9-9)	Sheehy, Will vs Purdue (02/16/13)
	1.000 (5-5)	Abell, Remy vs Mt. St. Mary's (12/19/12)
	1.000 (5-5)	Abell, Remy vs N.D. State (11/12/12)
3-Point FG Made	6	Hulls, Jordan vs Jacksonville (12/28/12)
3-Point FG Att.	9	Hulls, Jordan vs Jacksonville (12/28/12)
3FG Pct (min 3md)	1.000 (3-3)	Sheehy, Will vs Penn State (01/23/13)
	1.000 (3-3)	Watford, Christian vs Sam Houston St. (11/15/12)
	1.000 (3-3)	Abell, Remy vs N.D. State (11/12/12)
Free Throws Made	12	Zeller, Cody vs Florida Atlantic (12/21/12)
Free Throw Att.	14	Zeller, Cody vs Butler (12/15/12)
FT Pct (min 5 made)	1.000 (10-10)	Watford, Christian vs Sam Houston St. (11/15/12)
	1.000 (8-8)	Ferrell, Kevin (Yogi) vs Michigan (02/02/13)
	1.000 (7-7)	Zeller, Cody at Purdue (01/30/13)
	1.000 (6-6)	Zeller, Cody vs Illinois (03/15/13)
	1.000 (6-6)	Watford, Christian vs Nebraska (02/13/13)
	1.000 (6-6)	Zeller, Cody at Illinois (02/07/13)
	1.000 (6-6)	Sheehy, Will vs N.D. State (11/12/12)
	1.000 (6-6)	Abell, Remy vs Bryant (11/09/12)
	1.000 (5-5)	Zeller, Cody at Minnesota (02/26/13)
	1.000 (5-5)	Zeller, Cody at Iowa (12/31/12)
	1.000 (5-5)	Watford, Christian vs Fla. Atlantic (12/21/12)
Rebounds	19	Zeller, Cody vs Central Connecticut (12/08/12)
Assists	10	Ferrell, Kevin (Yogi) vs Jacksonville (12/28/12)
Steals	6	Oladipo, Victor vs Michigan State (01/27/13)
Blocked Shots	4	Zeller, Cody vs North Carolina (11/27/12)
Turnovers	6	Zeller, Cody vs Temple (03/24/13)
	6	Zeller, Cody at Michigan (03/10/13)
	6	Watford, Christian at Illinois (02/07/13)
	6	Oladipo, Victor at Penn State (01/07/13)
	6	Ferrell, Kevin (Yogi) vs Butler (12/15/12)
	6	Oladipo, Victor vs Butler (12/15/12)
Fouls	5	Watford, Christian vs Wisconsin (03/16/13)
	5	Oladipo, Victor vs Ohio State (03/05/13)
	5	Zeller, Cody at Minnesota (02/26/13)
	5	Oladipo, Victor vs Minnesota (01/12/13)
	5	Sheehy, Will vs Bryant (11/09/12)

OPPONENT

Points	40	Hunter, Matt vs Central Connecticut (12/08/12)
	31	Wyatt, Khalif vs Temple (03/24/13)
	30	Hammons, A.J. at Purdue (01/30/13)
Field Goals Made	13	Hunter, Matt vs Central Connecticut (12/08/12)
Field Goal Att.	25	Hunter, Matt vs Central Connecticut (12/08/12)
FG Pct (min 5 made)	.800 (8-10)	Mbakwe, Trevor at Minnesota (02/26/13)
3-Point FG Made	6	Hunter, Matt vs Central Connecticut (12/08/12)
3-Point FG Att.	12	Wyatt, Khalif vs Temple (03/24/13)
	12	Burke, Trey vs Michigan (02/02/13)
	12	Hollins, Andre vs Minnesota (01/12/13)
3FG Pct (min 3md)	1.000 (3-3)	Payne, Adreian at Michigan St. (02/19/13)
Free Throws Made	12	Marble, Roy Devyn at Iowa (12/31/12)
Free Throw Att.	13	Marble, Roy Devyn at Iowa (12/31/12)
FT Pct (min 5 made)	1.000 (8-8)	Hunter, Matt vs Central Connecticut (12/08/12)
	1.000 (6-6)	Prescott, Sam vs Mount St. Mary's (12/19/12)
	1.000 (6-6)	Bjorklund, Marshall vs N.D. St. (11/12/12)
	1.000 (5-5)	Jackson, Traevon vs Wisconsin (01/15/13)
Rebounds	12	Mbakwe, Trevor at Minnesota (02/26/13)
	12	Powell, Glenn vs Jacksonville (12/28/12)
	12	Jones, Roosevelt vs Butler (12/15/12)
	12	Murray, Michael vs Coppin St. (12/01/12)
Assists	8	Burke, Trey vs Michigan (02/02/13)
Steals	4	Carter-Williams, M. vs Syracuse (03/28/13)
	4	Scott, Shannon vs Ohio St. (03/05/13)
	4	Craft, Aaron vs Ohio St. (03/05/13)
	4	White, Aaron vs Iowa (03/02/13)
	4	Dawson, Brandon vs Michigan St. (01/27/13)
	4	Newbill, D.J. vs Penn St. (01/23/13)
	4	Hollins, Andre vs Minnesota (01/12/13)
	4	Norfleet, Julian vs Mount St. Mary's (12/19/12)
Blocked Shots	5	Hammons, A.J. at Purdue (01/30/13)
Turnovers	8	Newbill, D.J. vs Penn St. (01/23/13)
Fouls	5	Nation, Andre vs James Madison (03/22/13)
	5	Davis, Raphael vs Purdue (02/16/13)
	5	Ubel, Brandon vs Nebraska (02/13/13)
	5	Ravenel, Evan at Ohio St. (02/10/13)
	5	Craft, Aaron at Ohio St. (02/10/13)
	5	Egwu, Nnanna at Illinois (02/07/13)
	5	Appling, Keith vs Michigan St. (01/27/13)
	5	Taylor, Brandon vs Penn St. (01/23/13)
	5	Marshall, Jermaine vs Penn St. (01/23/13)
	5	Borovnjak, Sasa vs Penn St. (01/23/13)
	5	Marcotullio, Alex at Northwestern (01/20/13)
	5	Jackson, Traevon vs Wisconsin (01/15/13)
	5	Williams, Rodney vs Minnesota (01/12/13)
	5	Coleman, Joe vs Minnesota (01/12/13)
	5	Graham, Jon at Penn St. (01/07/13)
	5	Taylor, Brandon at Penn St. (01/07/13)
	5	Woodbury, Adam at Iowa (12/31/12)
	5	Fleming, Kordario vs Jacksonville (12/28/12)
	5	Alderman, Tyler vs Jacksonville (12/28/12)
	5	Sekelja, Dragan vs Florida Atlantic (12/21/12)
	5	Fronm, Erik vs Butler (12/15/12)
	5	Smith, Andrew vs Butler (12/15/12)
	5	Jones, Roosevelt vs Butler (12/15/12)
	5	Scaife, Jauwan vs Ball St. (11/25/12)
	5	Starks, Markel vs Georgetown (11/20/12)
	5	Trawick, Jabril vs Georgetown (11/20/12)
	5	Hopkins, Mikael vs Georgetown (11/20/12)
	5	Williams, Donte' vs Georgia (11/19/12)
	5	Motley, Terrance vs Sam Houston St. (11/15/12)
	5	Holyfield, Michael vs Sam Houston St. (11/15/12)
	5	McKinney, Marquel vs Sam Houston St. (11/15/12)
	5	Brown, Kory vs North Dakota St. (11/12/12)
	5	Kondratyev, Vlad vs Bryant (11/09/12)
	5	Scocca, Andrew vs Bryant (11/09/12)

COMPARISON STATS

Opponent	1st	2nd	Score	Mar	Total FG	FG Pct	3FG	3FG Pct	FT	FT Pct	Reb	Mar	Ast	TO	Blk	St	Fouls
BRYANT	48/28	49/26	97-54	+3	30-54/20-62	.556/.323	8-21/4-29	.381/.138	29-34/10-17	.853/.588	46/29	+17	16/10	17/18	6/1	12/8	16/24
NORTH DAKOTA STATE	42/29	45/32	87-61	+26	28-58/23-56	.483/.411	9-24/8-20	.375/.400	22-30/7-9	.733/.778	41/29	+12	16/14	10/16	4/4	8/7	15/21
SAM HOUSTON STATE	52/25	47/20	99-45	+54	30-53/16-53	.566/.302	9-21/5-26	.429/.192	30-44/8-12	.682/.667	45/23	+22	24/5	9/19	3/0	11/4	12/31
Georgia	29/30	37/23	66-53	+13	22-49/17-50	.449/.340	5-16/9-25	.313/.360	17-24/10-14	.708/.714	40/24	+16	11/8	13/12	0/3	4/8	17/19
Georgetown	36/32	28/32	82-72	+10	23-49/26-59	.469/.441	10-17/11-26	.588/.423	26-36/9-10	.722/.900	33/28	+5	12/12	13/15	2/4	8/7	17/27
BALL STATE	50/19	51/34	101-53	+48	38-63/17-55	.603/.309	7-17/2-16	.412/.125	18-24/17-25	.750/.680	42/29	+13	15/6	11/18	4/2	9/7	20/19
NORTH CAROLINA	46/37	37/22	83-59	+24	33-74/26-89	.446/.377	8-20/1-8	.400/.125	9-12/6-14	.750/.429	49/42	+7	21/8	10/12	6/4	6/6	16/12
COPPIN STATE	33/19	54/32	87-51	+36	31-60/19-56	.517/.339	8-24/5-23	.333/.217	17-20/8-14	.850/.571	39/29	+10	21/7	14/17	1/11	11/10	15/17
CENTRAL CONNECTICUT	53/34	47/35	100-69	+31	39-72/24-72	.542/.333	7-21/8-28	.333/.286	15-20/13-16	.750/.813	53/31	+22	20/11	15/16	5/1	9/7	16/18
Butler	37/33	39/43	86-88	(2)	27-63/33-89	.429/.478	5-12/11-24	.417/.458	27-38/11-16	.711/.688	38/40	(2)	14/13	13/18	4/4	13/5	18/27
Mount St. Mary's	46/29	47/25	93-54	+39	36-51/17-54	.706/.315	9-12/9-24	.750/.375	12-19/11-17	.632/.647	41/18	+23	27/6	19/17	3/1	8/12	16/15
FLORIDA ATLANTIC	55/25	33/27	88-52	+36	28-55/19-56	.509/.339	6-12/3-15	.500/.200	26-27/11-18	.963/.611	41/28	+13	11/7	15/16	5/6	6/7	16/23
JACKSONVILLE	48/33	45/26	93-59	+34	29-57/22-56	.509/.393	11-25/10-17	.440/.588	24-31/5-13	.774/.385	41/28	+13	21/11	15/20	7/4	5/3	20/25
Iowa	33/25	36/40	69-65	+4	26-65/21-63	.400/.333	4-14/3-17	.286/.176	13-18/20-26	.722/.769	46/39	+7	16/14	15/12	3/4	5/11	18/15
Penn State	44/27	30/24	74-51	+23	22-42/19-60	.524/.317	8-16/5-18	.500/.278	22-34/8-11	.647/.727	33/35	(2)	14/10	17/19	2/4	10/4	18/25
MINNESOTA	52/29	36/52	88-81	+7	27-53/29-66	.509/.439	8-19/11-27	.421/.407	26-40/12-15	.650/.800	36/34	+2	14/15	15/17	3/6	9/9	15/25
WISCONSIN	32/31	27/33	59-64	(5)	20-54/23-51	.370/.451	3-12/7-22	.250/.318	16-19/11-14	.842/.786	37/28	+9	7/12	11/8	0/3	4/4	16/17
Northwestern	31/17	36/42	67-59	+8	20-42/20-49	.476/.408	4-9/6-19	.444/.316	23-31/13-18	.742/.722	36/24	+12	10/13	6/6	2/2	4/2	20/21
PENN STATE	33/19	39/30	72-49	+23	20-44/17-51	.455/.333	11-20/2-15	.550/.133	21-37/13-18	.568/.722	39/32	+7	14/5	18/18	4/7	8/7	19/29
MICHIGAN STATE	44/38	31/32	75-70	+5	27-53/27-60	.509/.450	8-21/11-23	.381/.478	13-20/5-6	.650/.833	31/32	(1)	10/16	16/19	4/1	9/11	13/18
Purdue	47/27	50/33	97-60	+37	33-67/22-55	.493/.400	12-25/2-8	.480/.250	19-20/14-19	.950/.737	39/29	+10	21/11	8/18	5/8	10/2	19/17
MICHIGAN	36/32	45/41	81-73	+8	26-50/30-70	.520/.429	7-18/7-23	.389/.304	22-25/6-7	.880/.857	38/29	+9	13/13	16/8	5/3	6/5	14/19
Illinois	41/29	31/45	72-74	(2)	25-50/26-58	.500/.448	9-17/9-24	.529/.375	13-14/13-15	.929/.867	30/26	+4	16/10	14/10	4/3	5/7	15/16
Ohio State	41/33	40/35	81-88	+13	26-49/25-59	.531/.424	7-18/3-13	.389/.231	22-28/15-20	.786/.750	30/33	(3)	11/9	10/12	1/4	3/4	15/27
NEBRASKA	27/18	49/29	76-47	+29	22-48/17-47	.458/.362	8-16/4-16	.500/.250	24-29/9-11	.828/.818	36/24	+12	8/3	9/15	5/1	8/4	12/22
PURDUE	41/29	42/26	83-55	+28	30-54/21-56	.556/.375	8-19/4-11	.421/.364	15-24/9-14	.625/.643	39/30	+9	16/7	14/17	7/6	10/6	18/23
Michigan State	36/30	36/38	72-68	+4	27-61/24-56	.443/.429	8-18/4-15	.444/.267	10-15/16-23	.667/.696	35/36	(1)	12/12	10/12	4/7	7/7	19/15
Minnesota	34/30	39/47	73-77	(4)	22-52/27-63	.423/.429	9-23/4-20	.391/.200	20-24/19-27	.833/.704	30/44	(14)	12/17	11/10	4/4	6/6	22/19
IOWA	26/14	47/46	73-60	+13	21-54/21-55	.389/.382	2-14/1-13	.143/.077	29-42/17-24	.690/.708	37/38	(1)	10/9	12/19	6/5	11/7	25/27
OHIO STATE	25/28	33/39	58-67	(9)	21-53/27-59	.396/.458	6-15/2-8	.400/.250	10-13/11-16	.769/.688	32/37	(5)	9/9	12/8	4/7	2/8	14/17
Michigan	30/33	42/38	72-71	+1	30-70/27-85	.429/.415	7-16/10-22	.438/.455	5-9/7-13	.556/.538	53/30	+23	12/10	14/6	2/7	2/5	18/16
Illinois	35/21	45/43	80-64	+16	27-50/20-58	.540/.345	5-17/5-17	.294/.294	21-24/19-21	.875/.905	38/26	+12	16/6	14/12	6/5	9/3	19/20
Wisconsin	31/34	25/34	56-68	(12)	21-55/25-49	.382/.510	5-17/7-18	.294/.389	9-14/11-18	.643/.611	30/35	(5)	10/15	13/15	2/10	9/9	21/13
James Madison	43/22	40/40	83-62	+21	29-55/26-62	.527/.419	9-23/8-20	.391/.400	16-21/2-4	.762/.500	38/28	+10	17/7	9/10	3/3	3/1	8/21
Temple	26/29	32/23	58-52	+6	19-45/21-62	.422/.339	4-13/3-24	.308/.125	16-20/7-8	.800/.875	32/35	(3)	9/8	12/10	2/4	0/5	8/18
Syracuse	22/34	28/27	50-61	(11)	16-48/21-48	.333/.438	3-15/4-11	.200/.364	15-24/15-20	.625/.750	34/33	+1	9/4	19/14	2/10	5/2	18/17

Note: Game totals are displayed in the format TEAM/OPPONENT for each category

2012-13 BIG TEN

2012-13 BIG TEN FINAL STANDINGS

STANDINGS	CONFERENCE				OVERALL			
	W-L	Pct	PF	PA	W-L	Pct	PF	PA
Indiana	14-4	.778	74.6	64.4	29-7	.806	78.6	62.1
Ohio State	13-5	.722	64.8	59.5	29-8	.784	70.2	59.4
Michigan State	13-5	.722	67.5	61.7	27-9	.750	68.0	59.1
Michigan	12-6	.667	72.1	65.7	31-8	.795	75.2	63.3
Wisconsin	12-6	.667	60.9	55.8	23-12	.657	65.0	55.9
Iowa	9-9	.500	66.3	64.6	25-13	.658	70.1	62.8
Illinois	8-10	.444	64.3	65.5	23-13	.639	68.5	64.8
Minnesota	8-10	.444	64.1	63.8	21-13	.618	68.7	62.2
Purdue	8-10	.444	63.8	67.7	16-18	.471	66.2	65.1
Nebraska	5-13	.278	56.3	65.4	15-18	.455	58.3	63.5
Northwestern	4-14	.222	55.7	66.3	13-19	.406	60.7	63.7
Penn State	2-16	.111	58.8	68.9	10-21	.323	61.6	68.2

2012-13 BIG TEN TOURNAMENT - UNITED CENTER, CHICAGO

OPENING ROUND

#8 Illinois 51, #9 Minnesota 49
 #5 Michigan 83, #12 Penn State 66
 #10 Nebraska 57, #7 Purdue 55
 #6 Iowa 73, #11 Northwestern 59

QUARTERFINALS

#1 Indiana 80, #8 Illinois 64
 #4 Wisconsin 68, #5 Michigan 59
 #2 Ohio State 71, #10 Nebraska 50
 #3 Michigan State 59, #6 Iowa 56

SEMIFINALS

#4 Wisconsin, 68, #1 Indiana 56
 #2 Ohio State 61, #3 Michigan State 58

FINAL

#2 Ohio State 50, #4 Wisconsin 43

MOST OUTSTANDING PLAYER

Aaron Craft, Ohio State

ALL TOURNAMENT TEAM

Cody Zeller, Indiana
 Aaron Craft, Ohio State
 Deshaun Thomas, Ohio State
 Ryan Evans, Wisconsin
 Traevon Jackson, Wisconsin

2012-13 ALL BIG TEN

As selected by the Big Ten Coaches

FIRST TEAM

VICTOR OLADIPO, INDIANA
 Cody Zeller, Indiana
 TREY BURKE, MICHIGAN
 Tim Hardaway, Jr., Michigan
 Deshaun Thomas, Ohio State

SECOND TEAM

Keith Appling, Michigan State
 Gary Harris, Michigan State
 Adreian Payne, Michigan State
 Aaron Craft, Ohio State
 Jared Berggren, Wisconsin

THIRD TEAM

Brandon Paul, Illinois
 D.J. Richardson, Illinois
 Christian Watford, Indiana
 Roy Devyn Marble, Iowa
 Trevor Mbakwe, Minnesota
 Terone Johnson, Purdue

HONORABLE MENTION

Jordan Hulls, Indiana
 Aaron White, Iowa
 Derrick Nix, Michigan State
 Andre Hollins, Minnesota
 Dylan Talley, Nebraska
 Jermaine Marshall, Penn State
 D.J. Newbill, Penn State
 Ben Brust, Wisconsin

ALL-FRESHMAN TEAM

Yogi Ferrell, Indiana
 Glenn Robinson III, Michigan
 Gary Harris, Michigan State
 A.J. Hammons, Purdue
 Sam Dekker, Wisconsin

ALL-DEFENSIVE TEAM

VICTOR OLADIPO, INDIANA
 Jordan Morgan, Michigan
 AARON CRAFT, OHIO ST.
 Shannon Scott, Ohio State
 Jared Berggren, Wisconsin

PLAYER OF THE YEAR:

Trey Burke, Michigan

DEFENSIVE PLAYER

OF THE YEAR:
 Victor Oladipo, Indiana

FRESHMAN OF THE YEAR:

Gary Harris, Michigan State

SIXTH MAN OF THE YEAR:

Will Sheehy, Indiana

COACH OF THE YEAR:

Bo Ryan, Wisconsin

UNANIMOUS SELECTIONS
 IN ALL CAPS

As selected by the Big Ten Media

FIRST TEAM

VICTOR OLADIPO, INDIANA
 CODY ZELLER, INDIANA
 TREY BURKE, MICHIGAN
 Aaron Craft, Ohio State
 DESHAUN THOMAS, OHIO STATE

SECOND TEAM

Tim Hardaway, Jr., Michigan
 Gary Harris, Michigan State
 Adreian Payne, Michigan State
 Trevor Mbakwe, Minnesota
 Jared Berggren, Wisconsin

THIRD TEAM

Brandon Paul, Illinois
 Christian Watford, Indiana
 Aaron White, Iowa
 Keith Appling, Michigan State
 Andre Hollins, Minnesota

HONORABLE MENTION

D.J. Richardson, Illinois
 Yogi Ferrell, Indiana
 Jordan Hulls, Indiana
 Roy Devyn Marble, Iowa
 Glenn Robinson III, Michigan
 Dylan Talley, Nebraska
 Reggie Hearn, Northwestern
 Jermaine Marshall, Penn State
 D.J. Newbill, Penn State
 D.J. Byrd, Purdue
 Terone Johnson, Purdue
 Ben Brust, Wisconsin
 Sam Dekker, Wisconsin

PLAYER OF THE YEAR:

Trey Burke, Michigan

FRESHMAN OF THE YEAR:

Gary Harris, Michigan State

COACH OF THE YEAR:

Bo Ryan, Wisconsin

UNANIMOUS SELECTIONS
 IN ALL CAPS

2013-14 BIG TEN TOURNAMENT

2014 BIG TEN MEN'S BASKETBALL TOURNAMENT

March 13-16

BANKERS LIFE FIELDHOUSE • INDIANAPOLIS

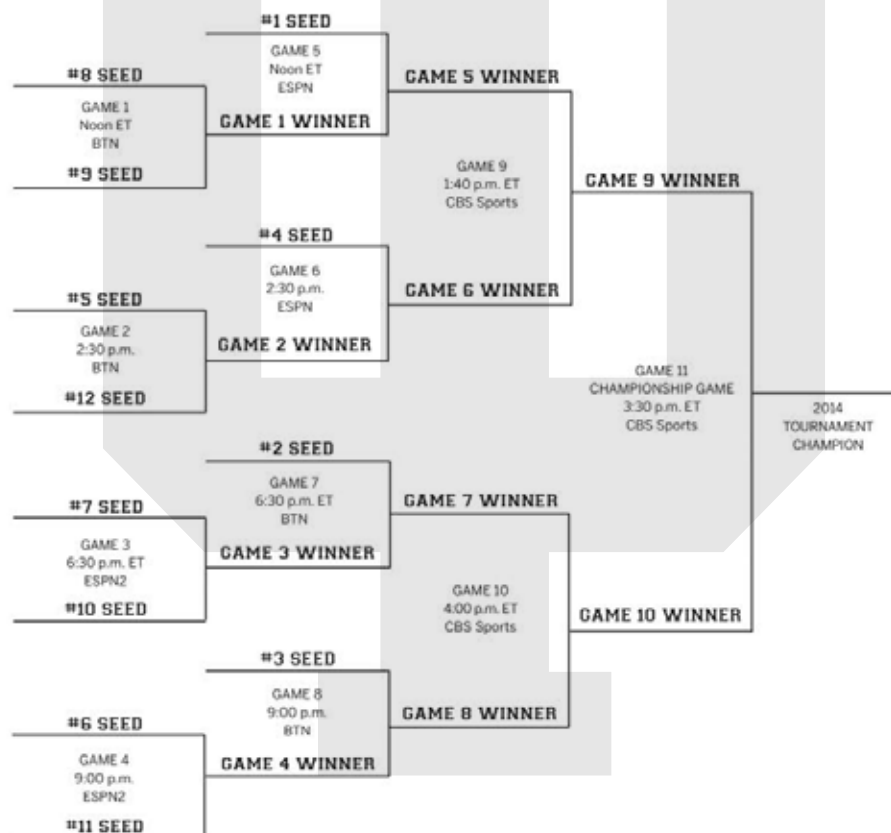
**BIG****N**

THURSDAY, MARCH 13

FRIDAY, MARCH 14

SATURDAY, MARCH 15

SUNDAY, MARCH 16



HUSTLE BOARD

Career Starts

Christian Watford.....	130
Jordan Hulls.....	121
Victor Oladipo.....	75
Cody Zeller.....	72
Kevin "Yogi" Ferrell.....	36
Maurice Creek.....	25
Derek Elston.....	21
Will Sheehey.....	19

Points Off Turnovers

Victor Oladipo.....	128
Cody Zeller.....	116
Will Sheehey.....	109
Christian Watford.....	85
Jordan Hulls.....	74
Kevin "Yogi" Ferrell.....	37
Remy Abell.....	29
Jeremy Hollowell.....	16
Maurice Creek.....	12
Austin Etherington.....	5
Hanner Mosquera-Perea.....	4
Derek Elston.....	3
Raphael Smith.....	2
Total.....	620
Avg. Per Game.....	17.2

Second Chance Points

Cody Zeller.....	117
Victor Oladipo.....	114
Christian Watford.....	82
Will Sheehey.....	44
Jeremy Hollowell.....	27
Jordan Hulls.....	26
Kevin "Yogi" Ferrell.....	25
Remy Abell.....	20
Hanner Mosquera-Perea.....	6
Maurice Creek.....	5
Jeff Howard.....	2
Total.....	468
Avg. Per Game.....	13.0

Fast Break Points

Cody Zeller.....	72
Victor Oladipo.....	70
Will Sheehey.....	53
Christian Watford.....	46
Jordan Hulls.....	35
Kevin "Yogi" Ferrell.....	28
Remy Abell.....	21
Maurice Creek.....	10
Austin Etherington.....	6
Derek Elston.....	4
Jeremy Hollowell.....	2
Hanner Mosquera-Perea.....	2
Total.....	349
Avg. Per Game.....	9.7

Points in the Paint

Cody Zeller.....	372
Victor Oladipo.....	282
Will Sheehey.....	146
Christian Watford.....	128
Kevin "Yogi" Ferrell.....	102
Remy Abell.....	50
Jeremy Hollowell.....	38
Jordan Hulls.....	20
Hanner Mosquera-Perea.....	10
Maurice Creek.....	8
Derek Elston.....	8
Austin Etherington.....	6
Jeff Howard.....	4
Raphael Smith.....	4
Total.....	1178
Avg. Per Game.....	32.7

Dunks

Cody Zeller.....	53
Victor Oladipo.....	33
Will Sheehey.....	19
Christian Watford.....	10
Remy Abell.....	3
Derek Elston.....	3
Hanner Mosquera-Perea.....	1
Austin Etherington.....	1
Total.....	123
Avg. Per Game.....	3.4

Charges Taken

Jordan Hulls.....	22
Kevin "Yogi" Ferrell.....	14
Victor Oladipo.....	11
Cody Zeller.....	7
Will Sheehey.....	4
Hanner Mosquera-Perea.....	2
Christian Watford.....	1
Derek Elston.....	1
Raphael Smith.....	1
Austin Etherington.....	1
Total.....	65
Avg. Per Game.....	1.6

3-Point Play

Jeremy Hollowell.....	2/2
Christian Watford.....	5/6
Victor Oladipo.....	7/8
Will Sheehey.....	3/4
Jordan Hulls.....	1/1
Austin Etherington.....	1/1
Kevin "Yogi" Ferrell.....	3/3
Cody Zeller.....	16/21
Jeff Howard.....	0/2
Remy Abell.....	0/2

4-Point Play

N/A

Control The Tip

Cody Zeller28/36

Scores First

Indiana.....27/36

When scoring first.....21-6

When opponent scores first.....8-1

Deflections

Victor Oladipo.....440

Cody Zeller.....310

Jordan Hulls.....260

Christian Watford.....225

Will Sheehey.....218

Kevin "Yogi" Ferrell.....185

Remy Abell.....82

Jeremy Hollowell.....63

Maurice Creek.....42

Derek Elston.....37

Hanner Mosquera-Perea.....31

Austin Etherington.....14

Jeff Howard.....7

Raphael Smith.....5

Total.....1919**Avg. Per Game.....53.3**

THE LAST TIME...

Team

IU ranked in A.P. top 25:	4, March 4, 2013
IU ranked in Coaches' top 25:	4, March 4, 2013
Played A.P. No. 1 team:	2/2/13, Michigan (W, 81-73)
Defeated A.P. No. 1 team:	2/2/13, Michigan (W, 81-73)
Defeated team ranked 2-10 by A.P.:	3/10/13, at Michigan (7) W, 72-71
Defeated A.P. top 25 on the road:	3/10/13, at Michigan (7) W, 72-71
Defeated A.P. top 10 on the road:	3/10/13, at Michigan (7) W, 72-71

Indiana Individuals

Had a triple-double:	Steve Downing - 28 pts., 17 rebs., 10 blks., vs. Michigan, 2/23/11
Had a double-double:	Cody Zeller (10 pts, 10 rebs), vs. Syracuse, 3/28/13
Had 30-plus points and 10-plus rebounds:	Rod Wilmont (31 pts., 12 reb.) at Northwestern, 2/28/07
Five players in double figures:	Kevin "Yogi" Ferrell (16), Will Sheehy (15), Victor Oladipo (11), Cody Zeller (11), Jordan Hulls (10), vs. James Madison, 3/22/13
Six players in double figures:	Cody Zeller (18), Christian Watford (15), Jeremy Hollowell (12), Remy Abell (12), Will Sheehy (10), Kevin "Yogi" Ferrell (10), vs. Bryant, 11/9/12
Scored 30-39 points:	30, Christian Watford at Iowa, 1/23/11
Scored 40-49 points:	41, Alan Henderson at Michigan State, 3/9/94

Two or more Hoosiers score 20-29 points in the same game:	Victor Oladipo (26), Cody Zeller (24) and Christian Watford (20) at Ohio State, 2/10/13
Scored 20 points in a half:	20, Maurice Creek vs. N.C. Central, 12/19/09
Perfect from field (5 att.):	9-9, Will Sheehy vs. Purdue, 2/16/13
Perfect beyond 3-point line (5 att.):	5-5, Devan Dumes vs. Iowa, 2/4/09
Perfect at FT line (10 att.):	10-10, Christian Watford vs. Sam Houston State, 11/15/12
Had 20+ Rebounds:	22, D.J. White at Michigan, 1/8/08
Had 15-19 Rebounds:	19, Cody Zeller vs. Cent. Connecticut St., 12/8/12
Had 10 or more assists:	10, Kevin "Yogi" Ferrell vs. Jacksonville, 12/28/12
Had 6 or more steals:	6, Victor Oladipo, vs. Michigan State, 1/27/13
Had 5 or more blocked shots:	5, Tom Pritchard vs. Evansville, 11/21/10

Team Field Goal Shooting

Shot 50 percent or better:	.527 (29-55), vs. James Madison, 3/22/13
Shot 60 percent or better:	.706 (36-51), vs. Mt. St. Mary's, 12/19/12
Shot 70 percent or better:	.706 (36-51), vs. Mt. St. Mary's, 12/19/12
Made 30-39 field goals:	30, at Michigan, 3/10/13
Made 40-49 field goals:	45, vs. Buffalo, 12/10/99
Made 50 or more field goals:	52, vs. South Dakota, 11/27/76
Attempted 60-69 field goals:	61, at Michigan State, 2/19/13
Attempted 70-79 field goals:	70, at Michigan, 3/10/13
Attempted 80-89 field goals:	83, vs. Buffalo, 12/10/99
Attempted 90 or more field goals:	92, vs. Iowa, 1/11/75

Team 3-Point Shooting

Shot 50 percent or better:	.500 (8-16), vs. Nebraska, 2/13/13
Shot 60 percent or better:	.750 (9-12), vs. Mt. St. Mary's, 12/19/12
Shot 70 percent or better:	.750 (9-12), vs. Mt. St. Mary's, 12/19/12
Shot 80 percent or better:	.889 (8-9), vs. San Francisco, 12/20/98
Made 10-14 3-point field goals:	12, at Purdue, 1/30/13
Made 15 or more 3-point field goals:	16, at Penn State, 1/8/12
Attempted 20-29 3-point field goals:	23, vs. James Madison, 3/22/13
Attempted 30-39 3-point field goals:	33, at Penn State, 3/9/08

Team Free Throw Shooting

Shot 80 percent or better:	.800 (16-20), vs. James Madison, 3/22/13
Shot 90 percent or better:	.929 (13-14), at Illinois, 2/7/13
Shot 100 percent:	1.000 (7-7), at Purdue, 2/8/11
Made 20-29 free throws:	21, vs. Illinois, 3/16/13
Made 30-39 free throws:	35, vs. Illinois, 2/9/11
Made 40 or more free throws:	43, vs. Ohio State, 1/4/87
Attempted 10 or fewer free throws:	9, at Michigan, 3/10/13
Attempted 30-39 free throws:	42, vs. Iowa, 3/2/13
Attempted 40-49 free throws:	42, vs. Minnesota, 3/2/13
Attempted 50-59 free throws:	52, vs. Ohio State, 2/8/97
Attempted 60 or more free throws:	60, vs. Michigan, 2/15/65

Team Scoring

Scored 80-89 points:	83, vs. James Madison, 3/22/13
Scored 90-99 points:	97, at Purdue, 1/30/12
Scored 100-109 points:	100, vs. Cent. Connecticut State, 12/8/12
Scored 110 or more points:	110, vs. Iowa, 3/12/95

Team Rebounding

Had 40-49 rebounds:	53, at Michigan, 3/10/13
Had 50-59 rebounds:	53, at Michigan, 3/10/13
Had 60 or more rebounds:	66, vs. Illinois, 2/9/74

Team Assists

Had 20-29 assists:	21, at Purdue, 1/30/13
Had 30 or more assists:	31, at Alaska Anchorage, 11/21/01

Team Blocked Shots

Had 10 or more blocked shots:	11, vs. Chicago State, 12/29/07
-------------------------------	---------------------------------

Team Steals

Had 10 or more steals:	11, vs. Iowa, 3/2/13
Had 15 or more steals:	15, vs. Chattanooga, 11/13/11

THE LAST TIME...

MISCELLANEOUS

Two IU players had a double-double in the same game:

3/10/13 - Cody Zeller (25 pts, 10 rebs) and Victor Oladipo (14 pts, 13 rebs) at Michigan

Three players scored 20 or more points in the same game:

2/10/13 - Victor Oladipo (26), Cody Zeller (24), Christian Watford (20) at No. 10 Ohio State

IU player had double digit assists in consecutive games:

Jamal Meeks (12/1/90 – 12 assists and 12/4/90 – 11 assists)

IU player led the team in points, rebs and assists in the same game:

3/22/13 - Kevin "Yogi" Ferrell (16 points, eight rebounds and six assists vs. James Madison)

IU player scored 30 points in consecutive games:

Eric Gordon, November 20 and 24, 2007 (30 points vs. UNC-Wilmington, 31 points vs. Illinois State)

IU player had 20 points and 20 rebounds in a game:

D.J. White: 21 points, 22 rebounds at Michigan, 1/8/08

IU player scored 30 points or more in 4 straight games:

George McGinnis, Twice in 1971

Three players with 10+ rebounds in same game:

3/8/12 - Cody Zeller (10), Victor Oladipo (10), Christian Watford (10) vs. Penn State (BTT)

IU player Made 10 consecutive 3-pointers

..... 12/23/05 - 1/3/06 Robert Vaden (12 straight over three-game stretch)

IU played OT:..... 12/15/12 vs. Butler (Bankers Life Fieldhouse), L, 86-88

IU played 20T:..... 2/7/08 at Illinois, W 83-79

IU played 30T:..... 2/16/87 at Wisconsin, W, 86-85

IU played 40T:..... Never

IU shot 60 percent from the floor in a half:.....
..... 3/16/13 vs. Illinois (Second Half - .652, 15-23)

IU shot 70 percent from the floor in a half:.....
..... 12/19/12 vs. Mt. St. Mary's (First Half - .720 - 18-25)

IU shot less than 30 percent from the floor in a half:.....
..... 3/2/13 vs. Iowa (First Half - .286, 8-28)

IU shot less than 40 percent from the floor in a half:.....
..... 3/28/13 vs. Syracuse (First Half - .310, 9-29)

IU failed to make at least one 3-pointer:.....
..... 2/25/10 vs. Wisconsin (0-for-5)

An opponent failed to make a free throw:.....
..... 12/29/07 vs. Chicago State (0-for-5)

IU had four players play at least 40 minutes in a single game:

3/9/08 at Penn State, (Eric Gordon (43), D.J. White (42), Armon Bassett (42) and Jordan Crawford (41))

IU had five players play at least 40 minutes in a single game:

1/15/05 at Purdue, (Bracey Wright (48), D.J. White (46), Marshall Strickland (46), Robert Vaden (45) and A.J. Ratliff (40))

Overcame a deficit with five minutes left:

3/22/13 vs. Temple (NCAA Tournament), trailed 45-46 and won 58-52

Overcame a halftime deficit in two consecutive games:

3/4/06 at Michigan (trailing 30-27 and won 69-67) and 3/10/06 vs. Wisconsin (trailing 19-15 and won 61-56)

Overcame a halftime deficit in two consecutive road games:

3/1/06 at Purdue (trailing 27-25 and won 70-59) and 3/4/06 at Michigan (trailing 30-27 and won 69-67)

Overcame a halftime deficit in three consecutive games:

3/1/06 at Purdue (trailing 27-25 and won 70-59), 3/4/06 at Michigan (trailing 30-27 and won 69-67) and 3/10/06 vs. Wisconsin (trailing 19-15 and won 61-56)

SPECIALTY STATS

SPECIALTY STATS (IU LISTED FIRST)

Game	FTM	Bench	Paint	Off To	2nd	FB
Bryant	29/10	40/17	36/28	19/13	11/7	8/8
NDSU	22/7	37/21	32/20	25/6	13/7	16/6
Sam Houston St.	30/8	41/33	38/14	29/4	22/8	15/2
vs. Georgia	17/10	13/10	28/12	9/5	10/8	4/0
vs. Georgetown	26/9	12/10	26/24	19/17	8/9	7/0
Ball State	18/17	43/8	40/28	21/9	13/7	10/2
North Carolina	9/6	27/19	46/34	19/6	19/10	12/8
Coppin State	17/8	42/13	38/22	21/12	17/9	20/8
C. Connecticut St.	15/13	27/8	56/20	14/10	22/10	10/4
vs. Butler	27/11	20/24	32/42	24/13	17/27	10/3
Mt. St. Mary's	12/11	32/21	50/14	25/16	14/6	23/2
Florida Atlantic	26/11	17/17	36/20	25/18	16/6	8/2
Jacksonville	24/5	26/17	26/20	34/18	17/3	7/10
at Iowa	13/20	16/13	40/28	9/15	10/5	6/10
at Penn State	22/8	18/9	22/20	19/9	7/14	10/2
Minnesota	26/12	3/8	36/28	27/19	17/21	14/4
Wisconsin	16/11	2/16	30/22	7/13	10/6	3/3
at Northwestern	23/13	6/11	26/22	8/5	11/5	3/2
Penn State	21/13	18/14	14/24	15/17	14/7	7/8
Michigan State	13/5	12/8	30/30	26/25	9/9	14/8
at Purdue	19/14	23/9	36/30	20/7	24/14	6/6
Michigan	22/6	8/14	34/34	9/21	14/6	13/17
at Illinois	13/13	19/21	28/22	16/28	10/11	0/8
at Ohio State	22/15	5/15	28/30	13/11	10/14	8/9
Nebraska	24/9	18/8	28/10	18/8	14/10	6/0
Purdue	15/9	32/21	40/28	24/13	13/14	18/6
at Michigan State	10/16	6/10	28/36	12/12	12/8	12/8
at Minnesota	20/19	13/16	22/40	8/9	8/21	15/12
Iowa	29-17	15/14	36/32	19/8	16/8	10/8
Ohio State	10/11	7/20	24/28	9/16	7/10	2/14
at Michigan	5/7	15/7	40/32	8/19	17/11	6/4
vs. Illinois	21/19	16/12	40/24	8/7	12/14	8/2
vs. Wisconsin	9/11	8/17	28/30	22/17	11/18	5/9
vs. James Madison	16/2	26/24	36/20	15/9	12/13	15/14
vs. Syracuse	15/15	11/7	24/30	8/13	9/7	7/4

STARTERS

Game	1	2	3	4	5
Bryant	Ferrell	Hulls	Oladipo	Watford	Zeller
NDSU	Ferrell	Hulls	Oladipo	Watford	Zeller
Sam Houston St.	Ferrell	Hulls	Oladipo	Sheehy	Zeller
vs. Georgia	Ferrell	Hulls	Oladipo	Watford	Zeller
vs. Georgetown	Ferrell	Hulls	Oladipo	Watford	Zeller
Ball State	Ferrell	Hulls	Oladipo	Watford	Zeller
North Carolina	Ferrell	Hulls	Oladipo	Watford	Zeller
Coppin State	Ferrell	Hulls	Oladipo	Watford	Zeller
C. Connecticut St.	Ferrell	Hulls	Oladipo	Watford	Zeller
vs. Butler	Ferrell	Hulls	Oladipo	Watford	Zeller
Mt. St. Mary's	Ferrell	Hulls	Oladipo	Watford	Zeller
Florida Atlantic	Ferrell	Hulls	Oladipo	Watford	Zeller
Jacksonville	Ferrell	Hulls	Oladipo	Watford	Zeller
at Iowa	Ferrell	Hulls	Oladipo	Watford	Zeller
at Penn State	Ferrell	Hulls	Oladipo	Watford	Zeller
Minnesota	Ferrell	Hulls	Oladipo	Watford	Zeller
Wisconsin	Ferrell	Hulls	Oladipo	Watford	Zeller
at Northwestern	Ferrell	Hulls	Oladipo	Watford	Zeller
Penn State	Ferrell	Hulls	Oladipo	Watford	Zeller
Michigan State	Ferrell	Hulls	Oladipo	Watford	Zeller
at Purdue	Ferrell	Hulls	Oladipo	Watford	Zeller
Michigan	Ferrell	Hulls	Oladipo	Watford	Zeller
at Illinois	Ferrell	Hulls	Oladipo	Watford	Zeller
at Ohio State	Ferrell	Hulls	Oladipo	Watford	Zeller
Nebraska	Ferrell	Hulls	Oladipo	Watford	Zeller
Purdue	Ferrell	Hulls	Oladipo	Watford	Zeller
at Michigan State	Ferrell	Hulls	Oladipo	Watford	Zeller
at Minnesota	Ferrell	Hulls	Oladipo	Watford	Zeller
Iowa	Ferrell	Hulls	Oladipo	Watford	Zeller
Ohio State	Ferrell	Hulls	Oladipo	Watford	Zeller
at Michigan	Ferrell	Hulls	Oladipo	Watford	Zeller
vs. Illinois	Ferrell	Hulls	Oladipo	Watford	Zeller
vs. Wisconsin	Ferrell	Hulls	Oladipo	Watford	Zeller
vs. James Madison	Ferrell	Hulls	Oladipo	Watford	Zeller
vs. Temple	Ferrell	Hulls	Oladipo	Watford	Zeller
vs. Syracuse	Ferrell	Hulls	Oladipo	Watford	Zeller

SPECIALTY STATS

ON THE RUN (IU LISTED FIRST)

Game	Before Run	Time	Run Elapsed	Final
Bryant	14-15	11:37 (1st)	22-6 7:34	W, 97-54
NDSU	48-38	15:55 (2nd)	15-5 5:05	W, 87-61
Sam Houston St.	0-0	20:00 (1st)	16-2 6:21	W, 99-45
vs. Georgia	40-42	10:21 (2nd)	24-13 10:21	W, 66-53
vs. Georgetown	18-23	10:28 (1st)	15-3 6:06	W, 82-72 (OT)
Ball State	6-6	15:14 (1st)	26-9 9:12	W, 101-53
North Carolina	31-31	4:14 (1st)	39-12 14:51	W, 83-59
Coppin State	2-9	15:34 (1st)	33-10 15:39	W, 87-51
C. Connecticut St.	25-16	11:52 (1st)	19-2 6:00	W, 100-69
vs. Butler	64-71	2:22 (2nd)	12-5 2:22	L, 86-88 (OT)
Mt. St. Mary's	37-29	3:32 (1st)	20-0 6:37	W, 93-54
Florida Atlantic	6-6	16:50 (1st)	36-11 11:45	W, 88-52
Jacksonville	57-41	15:45 (2nd)	36-10 14:00	W, 93-59
at Iowa	11-16	9:52 (1st)	10-0 3:52	W, 69-65
at Penn State	0-0	20:00 (1st)	15-3 5:06	W, 74-51
Minnesota	16-15	11:03 (1st)	18-2 4:15	W, 88-81
Wisconsin	51-41	10:08 (2nd)	10-1 5:24	L, 59-64
at Northwestern	3-4	18:04 (1st)	10-0 3:45	W, 67-59
Penn State	0-0	20:00 (1st)	7-0 2:07	W, 72-49
Michigan State	30-31	4:44 (1st)	6-0 2:08	W, 75-70
at Purdue	18-17	11:11 (1st)	9-0 1:54	W, 97-60
Michigan	40-40	17:42 (2nd)	11-0 3:15	W, 81-73
at Illinois	19-18	7:21 (1st)	18-4 5:09	L, 72-74
at Ohio State	43-39	16:38 (2nd)	19-7 6:58	W, 81-68
Nebraska	39-28	14:18 (2nd)	19-4 6:22	W, 76-47
Purdue	14-8	14:38 (1st)	19-6 7:32	W, 83-55
at Michigan State	63-67	1:37 (2nd)	9-1 1:37	W, 72-68
at Minnesota	10-16	13:35 (1st)	13-2 4:40	L, 73-77
Iowa	0-0	20:00 (1st)	19-8 13:31	W, 73-60
Ohio State	25-28	1:08 (1st)	14-6 6:21	L, 58-67
at Michigan	71-66	:52 (2nd)	6-0 :52	W, 72-71
vs. Illinois	0-0	20:00 (1st)	22-7 12:27	W, 80-64
vs. Wisconsin	31-40	17:15 (2nd)	41-40 3:48	L, 56-68
vs. James Madison	0-0	20:00 (1st)	29-10 11:50	W, 83-62
vs. Temple	50-52	2:56 (2nd)	10-0 2:56	W, 58-52
vs. Syracuse	11-29	3:39 (1st)	21-9 9:27	L, 50-61

LEAD DEFECIT


Opponent	Lead	Deficit	Final
Bryant	97-54 (0:22, 2nd)	14-15 (11:37, 1st)	W, 97-54
NDSU	87-58 (1:29, 2nd)	None	W, 87-61
Sam Houston St.	98-44 (1:14, 2nd)	None	W, 99-45
vs. Georgia	64-47 (2:15, 2nd)	5-10 (15:08, 1st)	W, 66-53
vs. Georgetown	78-68 (0:59, OT)	18-23 (10:28, 1st)	W, 82-72 (OT)
Ball State	90-42 (5:40, 2nd)	2-4 (17:41, 1st)	W, 101-53
North Carolina	83-51 (4:22, 2nd)	18-19 (10:10, 1st)	W, 83-59
Coppin State	83-45 (2:37, 2nd)	2-9 (15:34, 1st)	W, 87-51
C. Connecticut St.	98-61 (1:58, 2nd)	0-2 (19:46, 1st)	W, 100-69
vs. Butler	37-30 (0:38, 1st)	64-71 (2:22, 2nd)	L, 86-88 (OT)
Mt. St. Mary's	87-46 (3:51, 2nd)	None	W, 93-54
Florida Atlantic	86-47 (4:57, 2nd)	0-2 (19:32, 1st)	W, 88-52
Jacksonville	93-51 (1:45, 2nd)	3-8 (16:44, 1st)	W, 93-59
at Iowa	44-34 (16:18, 2nd)	6-11 (9:52, 1st)	W, 69-65
at Penn State	74-51 (0:54, 2nd)	3-2 (18:20, 1st)	W, 74-51
Minnesota	52-29 (0:10, 1st)	None	W, 88-81
Wisconsin	8-4 (15:18, 1st)	41-51 (10:08, 2nd)	L, 59-64
at Northwestern	26-9 (4:33, 1st)	3-4 (18:04, 1st)	W, 67-59
Penn State	72-47 (0:48, 2nd)	None	W, 72-49
Michigan State	28-19 (7:50, 1st)	9-11 (15:38, 1st)	W, 75-70
at Purdue	97-60 (0:43, 2nd)	2-0 (18:51, 1st)	W, 97-60
Michigan	26-11 (11:18, 1st)	2-3 (18:57, 1st)	W, 81-73
at Illinois	37-23 (2:12, 1st)	3-6 (17:39, 1st)	L, 72-74
at Ohio State	62-46 (9:30, 2nd)	11-13 (11:35, 1st)	W, 81-68
Nebraska	76-45, (0:54, 2nd)	4-8 (16:01, 1st)	W, 76-47
Purdue	83-49 (3:40, 2nd)	None	W, 83-55
at Michigan State	32-24 (3:24, 1st)	63-67 (1:37, 2nd)	W, 72-68
at Minnesota	36-44 (15:42, 2nd)	68-61 (2:31, 2nd)	L, 73-77
Iowa	47-29 (10:48, 2nd)	0-2 (18:48, 1st)	W, 73-60
Ohio State	39-34 (14:47, 2nd)	50-61 (3:15, 2nd)	L, 58-67
at Michigan	27-16 (5:03, 1st)	3-10 (16:05, 1st)	W, 72-71
vs. Illinois	80-60 (1:03, 2nd)	None	W, 80-64
vs. Wisconsin	20-14 (9:04, 1st)	56-68 (:38, 2nd)	L, 56-68
vs. James Madison	68-35 (8:19, 2nd)	None	W, 83-62
vs. Temple	58-52 (0:05, 2nd)	35-41 (9:59, 2nd)	W, 58-52
vs. Syracuse	1-0 (19:37, 1st)	11-29 (3:29, 1st)	L, 61-50

ALL-AMERICANS



EVERETT DEAN - 1921

Everett Dean was the first Hoosier to earn All-America honors. The 6-0 center averaged 10.7 points as a senior in 1921. With Dean in the lineup, the Hoosiers were 10-7 in 1919, 13-8 in 1920 and 15-6 in 1921. In his final season, Dean scored 21 points against Ohio State, the first IU player to reach 20 points since Dean Barnhart recorded 21 against Rose Poly in 1911. Academics were also high on Dean's list as he won the Big Ten medal of honor for academic and athletic excellence as a senior. In 1924, Dean returned to Indiana, this time as a coach. Over his 12-year coaching stint, Dean was 162-93 overall and 96-72 in Big Ten play.



JIM STRICKLAND - 1929

During the first eight games of his sophomore season in 1928, Jim Strickland scored only 15 points. But after the loss of top player Art Beckner, Strickland scored 19 points in his first start as IU destroyed Kentucky, 48-29. He went on to net 16 points in the Hoosiers 40-37 victory over Purdue and led IU to a share of the Big Ten title. One year later, Strickland became Indiana's second All-American. He tallied 120 points in 1929, including a game-high 20 in the Hoosiers' 37-36 overtime win over Minnesota.

Year	G-GS	FG-A	Pct.	FT-A	Pct.	Points	Avg
1927-28	16	46-132	.348	22-28	.786	114	7.1
1928-29	17	54-241	.224	12-21	.571	120	7.1
1929-30	17	23-163	.141	10-15	.667	23	1.4
Totals	50	123-536	.229	44-64	.688	257	5.1



BRANCH MCCRACKEN - 1930

Branch McCracken was a boost to Hoosier hoops from his arrival in 1927-28. In his first varsity year, McCracken totaled 171 points in 17 games, a 10.1 average. His presence helped Indiana to a 15-2 record and a share of the Big Ten title. Against Chicago, in his first league contest, McCracken exploded for 24 points helping IU to a 32-13 victory. His 24 points set an IU record for Big Ten play, one that would not be broken for another 10 years. In 1929, McCracken finished second in the Big Ten scoring race with 100 points. In his final season, McCracken netted 206 points and reached double figures on 11 occasions. He scored 146 points in Big Ten play, a new conference record. McCracken came back to Indiana to coach for 24 seasons, leading the Hoosiers to two national titles and four Big Ten crowns. His overall record was 364-174, 210-116 in the conference.


Year	G-GS	FG-A	Pct.	FT-A	Pct.	Points	Avg
1927-28	17	64-211	.303	43-71	.606	171	10.1
1928-29	17	54-216	.250	40-66	.606	146	8.9
1929-30	17	76-326	.233	54-92	.586	206	12.1
Totals	51	194-753	.258	137-229	.598	523	10.3



VERN HUFFMAN - 1936

Vern Huffman is the only Hoosier in history to be named to major All-American teams in both football and basketball. After injury kept him from the Indiana lineup in 1934-35, Huffman returned to lead the Hoosiers to an 18-2 record and their first conference crown since 1928. He contributed 95 points during his All-America season. Huffman was the Big Ten's Most Valuable Player for football and IU's Big Ten Medal winner.

Year	G-GS	FG-A	Pct.	FT-A	Pct.	Points	Avg
1935-36	20	34-128	.266	27-42	.643	95	4.8
1936-37	19	41-178	.230	18-38	.474	100	5.3
Totals	39	75-306	.245	45-80	.563	195	5.0



KEN GUNNING - 1937

Ken Gunning was the Hoosiers' team leader in scoring for three straight seasons. In 1934-35, Indiana went 14-6 behind Gunning's 166 points. The following year, the Hoosiers regained the conference crown, going 18-2 with Gunning scoring 182 points. In his final season and All-America year, Gunning netted 163 points.

Year	G-GS	FG-A	Pct.	FT-A	Pct.	Points	Avg
1934-35	20	63-255	.280	42-56	.750	168	8.4
1935-36	20	70-220	.318	43-61	.705	183	9.2
1936-37	19	66-227	.291	31-49	.633	163	8.6
Totals	59	199-302	.296	116-166	.699	512	8.7

ALL-AMERICANS



ERNIE ANDRES - 1938

For the third consecutive year, a Hoosier received All-America honors. In his junior season, Ernie Andres set several records which earned him All-America status. He scored 250 points, including a school-record 162 in Big Ten play. Andres also set an IU and conference single-game record by delivering a 30-point performance in Indiana's 45-35 victory over Illinois in the season finale.

Year	G-GS	FG-A	Pct.	FT-A	Pct.	Points	Avg
1936-37	20	43-155	.277	15-24	.625	101	5.1
1937-38	20	104-367	.283	42-63	.667	250	12.5
1938-39	19	68-305	.223	24-36	.667	160	8.4
Totals	59	215-827	.260	81-123	.659	511	8.7



MARV HUFFMAN - 1940

The second Huffman to reach All-America status, Marv Huffman was in his junior year at the beginning of the Branch McCracken coaching era. In 1938-39, the Hoosiers went 17-3, good for second place in the Big Ten. Returning for his senior season as captain of the squad, Huffman led the Hoosiers to a 20-3 record and a NCAA Championship in only the second year of the NCAA Basketball Tournament.

Year	G-GS	FG-A	Pct.	FT-A	Pct.	Points	Avg
1937-38	20	38-175	.217	18-28	.643	96	4.8
1938-39	20	33-162	.204	23-35	.657	89	4.5
1939-40	20	32-165	.194	10-20	.500	74	3.7
Totals	60	103-502	.205	51-83	.614	259	4.3



BILL MENKE - 1940

Bill Menke was a key ingredient in the Hoosiers' 1940 NCAA Championship. Menke returned in 1941 for his final season and led Indiana to a 17-3 overall record. Indiana had a 27-game home winning streak before a loss to Wisconsin ended the streak and also the Hoosier hopes for a conference title and the possibility of a second-straight national title. Menke had a team-high 176 points that year, closing out his career with 530 total points. His three-year total broke the school record of 525 previously set by Branch McCracken.

Year	G-GS	FG-A	Pct.	FT-A	Pct.	Points	Avg
1938-39	20	80-262	.305	36-64	.563	196	9.8
1939-40	20	63-253	.249	32-63	.508	158	7.9
1940-41	20	69	--	38-63	.603	176	8.8
Totals	60	212	--	106-190	.558	530	8.8



ANDY ZIMMER - 1942

Andy Zimmer was only in his first season when the Hoosiers won the National Championship. Indiana's winning ways continued throughout his three years as the Hoosiers compiled a 52-12 record from 1939-1942. Indiana finished as runner-up in the conference in each of those seasons. Zimmer was the only returning starter in 1942 but still managed to lead a young, inexperienced squad to a 15-6 overall record, including a win over defending National Champion Wisconsin and eventual Big Ten champ Illinois. Zimmer scored 268 points for his career.

Year	G-GS	FG-A	Pct.	FT-A	Pct.	Points	Avg
1939-40	15	10-51	.196	4-8	.500	24	1.6
1940-41	20	41--	--	19-28	.679	101	5.1
1941-42	19	59--	--	25-50	.500	143	7.5
Totals	54	110--	--	48-86	.558	268	5.0



JOHN WALLACE - 1946

Johnny Wallace was the Hoosiers' leading scorer in the 1945-46 season. Wallace set a school record with his 302 points, averaging almost 15 points a game. Indiana went 18-3 with a 9-3 record in the conference. IU received an NCAA Tournament bid but turned it down because center Tom Schwartz had been inducted into the Army and would not be able to play.

Year	G-GS	FG-A	Pct.	FT-A	Pct.	Points	Avg
1945-46	21	133-415	.320	36-56	.642	302	14.4
1946-47	18	49--	--	14--	--	112	6.2
1947-48	4	4-16	.250	0-2	.000	8	2.0
Totals	43	186--	--	50	--	422	9.8


ALL-AMERICANS



RALPH HAMILTON - 1947

Ralph Hamilton helped the Hoosiers to a 12-8 mark, as he averaged 13.7 points his final season. His career points per game average was just over 10 points per game.


Year	G-GS	FG-A	Pct.	FT-A	Pct.	Points	Avg
1941-42	20	55--	--	14-30	.467	124	6.2
1942-43	19	97-281	.345	53-68	.779	247	13.0
1946-47	19	107--	--	47--	--	261	13.7
Totals	58	259--	--	114	--	632	10.9



LOU WATSON - 1950

Lou Watson was a leader for Branch McCracken's teams almost from the time he put on an IU uniform. Eight games into his freshman season, Watson came off the bench to score 10 points against Ohio State. He was a starter from then on. For the remaining three years of his career, Watson was the team leader - Most Valuable Player his last two years, captain and All-Big Ten as a senior. He topped Ralph Hamilton's scoring record at IU, netting 757 career points. He became McCracken's successor as head coach for six seasons beginning in 1965-66.

Year	G-GS	FG-A	Pct.	FT-A	Pct.	Points	Avg
1946-47	17	43--	--	26	--	112	6.6
1947-48	16	70-251	.279	33-51	.647	173	10.8
1948-49	22	80-278	.288	56-88	.636	216	9.8
1949-50	21	102-325	.314	52-94	.553	256	12.2
Totals	76	295--	--	167	--	757	9.9



BILL GARRETT - 1951

Bill Garrett was IU's first African-American basketball player. A "Mr. Basketball" from Shelbyville, Garrett cracked the starting lineup almost immediately for the Hoosiers. Garrett led the Hoosiers in scoring and rebounding for three straight seasons and surpassed the school's career scoring record with 792 points for his career.

Year	G-GS	FG-A	Pct.	FT-A	Pct.	Points	Avg
1948-49	22	73-277	.264	74-103	.718	220	10.0
1949-50	22	98-344	.285	87-128	.680	283	12.9
1950-51	22	95-291	.326	99-137	.723	289	13.1
Totals	66	266-912	.292	260-368	.707	792	12.0



BOB LEONARD - 1953, 1954

Bob Leonard was a two-time All-American alongside teammate Don Schlundt, during the 1953 and 1954 seasons. Leonard was a two-time All-Big Ten performer and led the Hoosiers to a pair of conference titles in 1953 and 1954 as team captain and also guided the Hoosiers to their second national championship in 1953.

Year	G-GS	FG-A	Pct.	FT-A	Pct.	Points	Avg
1951-52	22	131-369	.355	57-81	.704	319	14.5
1952-53	26	164-503	.326	96-144	.667	424	16.3
1953-54	23	138-432	.319	79-123	.642	355	15.4
Totals	71	433-1304	.332	232-348	.667	1098	15.5



DON SCHLUNDT - 1953, 1954, 1955

The day Don Schlundt arrived in Indiana, he changed Hoosier Basketball forever. IU's first three-time All-American virtually rewrote the basketball record books. Building on an impressive hook shot, Schlundt went on to win three-straight Big Ten scoring titles. Among the records he held were 1,451 Big Ten points, most points in a game with 47, most career points with 2,192, highest season average at 27.1, most free throws in a game with 25, single-season field goal percentage at 50.4, career scoring average at 23.3 and most consecutive free throws in a game with 14. It took 32 years before Steve Alford would break Schlundt's point record. Schlundt helped lead the Hoosiers to a Big Ten title, an NCAA Championship, a No. 1 ranking in 1953 and a second conference title in 1954.

Year	G-GS	FG-A	Pct.	FT-A	Pct.	Points	Avg
1951-52	22	131-289	.453	114-171	.667	376	17.1
1952-53	26	206-477	.432	249-310	.803	661	25.4
1953-54	24	177-354	.500	229-296	.774	583	24.3
1954-55	22	169-377	.448	234-299	.783	572	26.0
Totals	94	683-1497	.456	826-1076	.768	2192	23.3


ALL-AMERICANS



ARCHIE DEES - 1957, 1958

Archie Dees was the perfect successor to Indiana great Don Schlundt. After averaging 17.4 points in his first year, Dees went on to lead the Big Ten in scoring two years in a row. He guided the Hoosiers to two conference championships, a share of the title in 1957 and sole possession of the crown in 1958. Dees averaged 25.5 points in his senior season, making it the fifth time in six years that an IU player won the Big Ten scoring title. Dees became the first two-time Big Ten Most Valuable Player.


Year	G-GS	FG-A	Pct.	FT-A	Pct.	Points	Avg	Reb	Avg
1955-56	22	140-332	.422	103-127	.811	383	17.4	--	--
1956-57	22	187-440	.425	176-209	.842	550	25.0	--	--
1957-58	24	130-480	.479	153-186	.823	613	25.5	345	14.4
Totals	68	557-1252	.445	432-522	.828	1546	22.7	--	--



WALT BELLAMY - 1960, 1961

Walt Bellamy was the third straight All-American big man for the Hoosiers, following in the footsteps of Don Schlundt and Archie Dees. Bellamy led the team in rebounding with 15.2 per game and in scoring with 17.4 points per game as a sophomore. In his junior season, Bellamy averaged 22.4 points and 13.5 rebounds. He holds the top IU rebounding mark after averaging 17.8 boards during his final season. Indiana's three-time MVP set IU and Big Ten records in his final collegiate game with 33 rebounds and 28 points in an 82-67 win over Michigan. Bellamy also represented Indiana on the gold-medal U.S. Olympic team in 1960. He became the first Hoosier taken No. 1 in the NBA draft (Chicago) and the first Hoosier named NBA Rookie of the Year.

Year	G-GS	FG-A	Pct.	FT-A	Pct.	Points	Avg	Reb	Avg
1958-59	22	148-289	.512	86-141	.610	382	17.4	335	15.2
1959-60	24	212-396	.535	113-161	.702	537	22.4	324	13.5
1960-61	24	195-389	.501	132-204	.647	522	21.8	428	17.8
Totals	70	555-1074	.517	331-506	.654	1441	20.6	1087	15.5



JIMMY RAYL - 1962, 1963

Jimmy Rayl had magical seasons for the Hoosiers as a junior and senior. After scoring 34 and 41 points in games early in his second season, Rayl exploded in a game against Minnesota. Scoring 25 points in the first half, Rayl recorded 48 points after leading a comeback from 11 points down with 10 minutes left to force overtime. His 20-foot shot with two seconds left in overtime gave IU the victory and lifted him to a Big Ten-record 56 points. He accomplished the feat once more, this time in regulation, during an IU rout of Michigan State. Rayl put up 48 shots, hit 23 field goals, and scored 56 points. All marks are still IU records. Throughout his junior and senior years, Rayl had a 43-game string of double-digit performances. Rayl was a two-time All-Big Ten team member.

Year	G-GS	FG-A	Pct.	FT-A	Pct.	Points	Avg	Reb	Avg
1960-61	20	34-112	.304	11-22	.500	79	4.0	14	0.7
1961-62	24	254-580	.438	206-247	.834	714	29.8	83	3.5
1962-63	24	215-516	.417	178-204	.873	608	25.3	82	3.4
Totals	68	502-1208	.416	395-473	.835	1401	20.6	179	2.6



DICK VAN ARSDALE - 1965

Dick Van Arsdale scored 292 points and captured 213 rebounds as a sophomore to begin a most impressive career at IU. His junior season took on a whole new level as Van Arsdale led Indiana in scoring with 535 points and in rebounding with 298. His senior season was also the last to be coached by the great Branch McCracken at Indiana. Van Arsdale finished his career with 1,240 points and 719 rebounds. He won IU's co-MVP award as a junior and senior and contributed to a gold medal performance at the World University Games. An Academic All-American, Van Arsdale went on to play 12 seasons in the NBA for New York and Phoenix.

Year	G-GS	FG-A	Pct.	FT-A	Pct.	Points	Avg	Reb	Avg
1962-63	24	95-225	.422	102-142	.718	292	12.2	213	8.9
1963-64	24	178-396	.450	179-223	.803	535	22.3	298	12.4
1964-65	24	146-328	.447	121-142	.852	413	17.2	208	8.7
Totals	72	419-949	.442	402-507	.793	1240	17.2	719	10.0

ALL-AMERICANS



TOM VAN ARSDALE - 1965

The only player who could have challenged Dick Van Arsdale as Indiana's top player through 1962-65 was his brother and identical twin Tom Van Arsdale. The two had almost identical stats throughout their three years and put in numerous identical performances. Tom finished his career with 1,252 points, just 12 more than his brother. Tom grabbed 723 career boards and led Indiana in scoring and rebounding during his sophomore and senior seasons. Both brothers had career scoring highs in the same game with Tom netting 34 points against Notre Dame as a junior. He received co-MVP with his brother in their final two seasons and was a member of the gold medal World University Games team. As was Dick, Tom was also an Academic All-American and played 12 seasons in the NBA, retiring with his brother from the Phoenix Suns after the 1976-77 season.

Year	G-GS	FG-A	Pct.	FT-A	Pct.	Points	Avg	Reb	Avg
1962-63	24	122-274	.445	55-100	.550	299	12.5	223	9.3
1963-64	24	196-452	.434	120-177	.689	512	21.3	295	12.3
1964-65	24	173-369	.469	95-138	.688	441	18.4	205	8.5
Totals	72	491-1095	.448	270-415	.651	1252	17.4	723	10.0



GEORGE MCGINNIS - 1971

In only one season with the Hoosiers, George McGinnis did what most college basketball players only dream about. Taking Indiana to a 17-7 record, the sophomore forward led the Big Ten in both scoring (29.9) and rebounding (14.9). He is one of just five players to do that in more than 40 years of conference records. His scoring average was also an IU record. McGinnis scored 20 or more points in 21 of his 24 college games, including an Indiana record 14 times in a row. He scored over 30 points on 12 different occasions, a Hoosier single-season record. The 1971 All-American went on to become a three-time NBA All-Star.

Year	G-GS	FG-A	Pct.	FT-A	Pct.	Points	Avg	Reb	Avg	Assists	Avg
1970-71	24	283-615	.460	153-249	.614	719	29.9	352	14.7	66	2.8
Totals	24	283-615	.460	153-249	.614	719	29.9	352	14.7	66	2.8



STEVE DOWNING - 1973

Steve Downing's totals in his first big college game were 28 points, 17 rebounds, and 10 blocked shots, Indiana's only recorded triple-double. His career continued as it started with Downing becoming the first All-American under Coach Bob Knight. Overcoming a knee injury, Downing led the Hoosiers to a Big Ten title in his final season, averaging 21.8 points in non-conference play and 14.7 during the Big Ten season. He averaged 24 points per game in the Hoosiers' last eight conference games. The conference champions were led by Downing in the quest for the NCAA title but fell short, losing 70-59 to UCLA in the Final Four. Downing was named All-Final Four, Big Ten MVP and chosen as the Boston Celtics' No. 1 draft pick. He won an NBA Championship with the Celtics in 1974.

Year	G-GS	FG-A	Pct.	FT-A	Pct.	Points	Avg	Reb	Avg	Assists	Avg
1970-71	23	102-202	.505	16-43	.372	220	9.6	216	9.4	26	1.1
1971-72	25	181-426	.425	75-136	.551	437	17.5	377	15.1	23	0.9
1972-73	28	246-473	.520	71-128	.555	563	20.1	296	10.6	11	0.4
Totals	76	529-1101	.480	162-307	.528	1220	16.1	889	11.7	60	0.8




STEVE GREEN - 1974, 1975

Steve Green was a member of one of the greatest combinations of players Hoosier fans have ever seen. He had a breakout season as a junior and was considered one of the best players in the Big Ten. IU's Most Valuable Player and an All-Big Ten selection, Green was Indiana's leading scorer with 16.7 points per game. He hit in double figures in 24 games. His senior season, Green helped lead a Hoosier team through an 18-game Big Ten schedule undefeated. The wins came by a record average winning margin of 22.8 points per game. Green went on to sign with Utah and then joined the Indiana Pacers for their first three seasons.

Year	G-GS	FG-A	Pct.	FT-A	Pct.	Points	Avg	Reb	Avg	Assists	Avg
1972-73	28	116-249	.466	50-65	.768	282	10.1	130	4.6	49	1.8
1973-74	28	206-378	.545	55-80	.688	467	16.7	151	5.4	47	1.7
1974-75	31	203-349	.582	110-138	.797	516	16.6	132	4.3	45	1.5
Totals	87	525-976	.538	215-283	.760	1265	14.5	413	4.7	141	1.6


ALL-AMERICANS



QUINN BUCKNER - 1975, 1976

One would think a perfect 18-0 conference record is something that only comes along once in a lifetime. Quinn Buckner and members of the Hoosier Basketball team from 1974-76 proved that history can repeat itself. Buckner's four-year career at Indiana featured four consecutive Big Ten Championships, two undefeated conference seasons, one unbeaten regular season and an NCAA title. IU's captain as a junior and senior, Buckner was considered one of the greatest leaders the Hoosier backcourt has ever seen. Upon finishing his college career, Buckner helped lead the 1976 U.S. Olympic team to an 8-0 record and a gold medal. He went on to play 10 NBA seasons and in 1984 with the Boston Celtics, joined Jerry Lucas as the only players ever to be on championship teams in high school, college, the Olympics and the NBA. Only Magic Johnson has since completed that feat.

Year	G-GS	FG-A	Pct.	FT-A	Pct.	Points	Avg	Reb	Avg	Assists	Avg
1972-73	28	130-318	.409	41-69	.594	301	10.8	134	4.8	82	2.9
1973-74	28	103-273	.377	23-41	.561	229	8.2	106	3.8	150	5.4
1974-75	32	165-335	.493	49-84	.583	379	11.8	123	3.8	177	5.5
1975-76	32	123-279	.441	40-82	.487	286	8.9	91	2.8	133	4.2
Totals	120	521-1205	.432	153-276	.554	1195	10.0	454	3.8	542	4.5



SCOTT MAY - 1975, 1976

Scott May was another member of the Indiana dream team of 1976. An undefeated season, four Big Ten Championship rings and an NCAA title are just a few of the accomplishments under May's name. As a junior, the All-American helped lead Indiana to a perfect 18-0 conference record, only to break his arm in the final game of the regular season. Without May, the Hoosiers' tournament title dreams ended with a 92-90 Midwest Regional championship loss to Kentucky. May returned for his final season in perfect condition and proved it by helping IU to its one and only unbeaten season. The 1976 Player of the Year was the Hoosiers' leading scorer on Bob Knight's first national championship team. May also contributed to the gold medal U.S. Olympic team following his senior season. He averaged 14.2 points for the Chicago Bulls, making the NBA All-Rookie team. His NBA career spanned seven seasons.

Year	G-GS	FG-A	Pct.	FT-A	Pct.	Points	Avg	Reb	Avg	Assists	Avg
1973-74	28	154-313	.492	43-56	.768	351	12.5	150	5.4	41	1.5
1974-75	30	204-400	.510	82-107	.766	490	16.3	199	6.6	57	1.9
1975-76	32	308-584	.527	136-174	.782	752	23.5	245	7.7	68	2.1
Totals	90	666-1297	.513	261-337	.774	1593	17.7	594	6.6	166	1.8



KENT BENSON - 1975, 1976, 1977

Nicknamed Big Red for his recognizable red hair, Kent Benson was part of one of the most amazing periods of Indiana Basketball. After an average 1973-74 season, the Hoosiers took the world by storm in 1974-75, posting a perfect 29-0 regular season record. After teammate Scott May broke his arm, Benson did his part against Kentucky to try to keep the NCAA Tournament dream alive. Benson netted 33 points and grabbed 23 boards but IU fell 92-90 and Benson would have to look forward to his junior season. Benson was named All-Big Ten as a sophomore and his list of honors is endless. During the 1976 championship run, Benson racked up 25 points in the final game at the Final Four and received the Most Outstanding Player Award. The dream would come true as Indiana dominated Michigan for the tournament crown. After a final year at IU, Benson was the first player taken in the NBA draft. He played eight NBA seasons for Milwaukee, Detroit, Utah and Cleveland.

Year	G-GS	FG-A	Pct.	FT-A	Pct.	Points	Avg	Reb	Avg	Assists	Avg
1973-74	27	113-224	.504	24-40	.600	250	9.3	222	8.2	25	0.9
1974-75	32	198-366	.541	84-113	.743	480	15.0	286	8.9	40	1.3
1975-76	32	237-410	.578	80-117	.684	554	17.3	282	8.8	52	1.6
1976-77	23	174-346	.503	108-144	.750	456	19.8	241	10.5	29	1.3
Totals	114	722-1346	.536	296-414	.715	1740	15.3	1031	9.0	146	1.3

ALL-AMERICANS



MIKE WOODSON - 1979, 1980

Mike Woodson became Indiana's 11th All-American in five seasons. He averaged 21.0 points during his junior season and helped lead Indiana to an NIT Championship. Woodson captained the USA's Pan American Games team to a gold medal during the summer prior to his senior year and was all set to have a perfect season with the Hoosiers. After five games and a No. 1 ranking, Woodson suffered a herniated disc in his back and had to undergo surgery. Upon losing Woodson, the Hoosiers went 7-5 in the Big Ten until he returned to spark Indiana back into action. IU finished the conference season with six straight victories and won the Big Ten title. Woodson was the MVP after playing in only six league games that season. Following his senior year, Woodson went on to an 11-year, 10,981-point NBA career with New York, New Jersey, Kansas City, Sacramento, the Los Angeles Clippers and Houston.

Year	G-GS	FG-A	Pct.	FT-A	Pct.	Pts.	Avg	Reb	Avg	Asts	Avg	Blk	Stl
1976-77	27	212-407	.521	76-96	.792	500	18.5	182	6.7	43	1.6	--	--
1977-78	29-28	242-462	.524	93-121	.769	577	19.9	157	5.4	41	1.4	23	34
1978-79	34	265-532	.498	184-241	.763	714	21.0	193	5.7	100	2.9	14	53
1979-80	14-14	102-225	.453	66-79	.835	270	19.3	49	3.5	36	2.6	9	15
Totals	104	821-1626	.505	419-537	.780	2061	19.8	581	5.6	220	2.1	46	102



ISIAH THOMAS - 1981

The only thing disappointing about Isiah Thomas' IU career is the fact that he only played two years in a Hoosier uniform before turning pro. Before even playing a game at Indiana, Thomas played on Bob Knight's gold-medal Pan-American Games team in San Juan. Thomas helped lead the U.S. team to a 113-94 victory over Puerto Rico in the championship battle. At IU, Thomas started every game he played. He was a member and leader of two Indiana teams that won Big Ten Championships. During his second and final season at IU, Thomas led the Hoosiers in scoring and set a single-season school record for assists with 197. In the 1981 championship game, Thomas led all scorers with 23 points and was honored as the Outstanding Player. Several weeks later, he announced he was headed for the NBA. A No. 2 draft pick, Thomas was an instant success in the NBA. He received Rookie of the Year honors and was a starting All-Star from his first year on. He led the Detroit Pistons to two NBA Championships and his No. 11 was retired by the Pistons.

Year	G-GS	FG-A	Pct.	FT-A	Pct.	Pts.	Avg	Reb	Avg	Asts	Avg	Blk	Stl
1979-80	29-29	154-302	.510	115-149	.772	423	14.6	116	4.0	159	5.5	7	62
1980-81	34-34	212-383	.554	121-163	.742	545	16.0	105	3.1	197	5.6	3	74
Totals	63-63	366-685	.534	236-312	.756	968	15.4	221	3.5	356	5.7	10	136



LANDON TURNER - 1982

The courage and strength shown by Landon Turner can be matched by few athletes around the country. Turner had an up and down basketball career during his first two years at Indiana. During his junior season in 1981, Knight gave Turner one last chance to prove he could contribute. Turner responded with a 4-of-5 performance against Northwestern, which boosted an already powerful line-up. Turner went on to reach double figures in nine of his last 11 games. The Hoosiers won their last five regular season games and earned their second straight Big Ten crown. Turner was on the rise heading into his senior season when disaster struck. On his way to Kings Island in Cincinnati, Ohio, Turner lost control of his vehicle and crashed in an accident that left him paralyzed from the chest down. Turner eventually graduated from Indiana in 1984 and went on to play wheelchair basketball. He was named an honorary All-American by the U.S. Basketball Writers Association and received the Most Courageous Athlete award in 1989.

Year	G-GS	FG-A	Pct.	FT-A	Pct.	Pts.	Avg	Reb	Avg	Asts	Avg	Blk	Stl
1978-79	33	77-142	.532	28-52	.538	182	5.5	112	3.4	9	0.3	9	15
1979-80	26-12	79-163	.485	34-48	.708	192	7.4	114	4.4	12	0.5	11	14
1980-81	33-18	138-246	.561	38-53	.717	314	9.5	122	3.7	26	0.8	18	15
Totals	92	294-551	.533	100-153	.654	688	7.5	348	3.8	47	0.5	38	44



TED KITCHEL - 1982, 1983

By his sophomore year, Ted Kitchel already had two Big Ten titles and had an NCAA Championship ring on his finger. He also set a conference record that still stands today when he hit all 18 of his free throw attempts in an Indiana victory over Illinois. Kitchel was a starter on an all-senior lineup that began the 1982-83 season 10-0 and gained a No. 1 ranking. On a weekend trip to Michigan late in the league season, Kitchel sank a three-pointer and fell to the floor. An early back problem had returned and his season was over. Despite the injury, Kitchel averaged 17.3 points and was one of the league's top scorers.

Year	G-GS	FG-A	Pct.	3FG	Pct.	FT-A	Pct.	Pts	Avg	Reb	Avg	Asts	Avg	Blk	Stl
1978-79	1	0-2	.000	--	--	0-0	.000	0	0.0	0	0.0	0	0.0	0	1
1979-80	22-4	16-50	.320	--	--	7-12	.583	39	1.8	28	1.3	15	0.7	2	6
1980-81	34-27	113-243	.465	--	--	88-103	.854	314	9.2	113	3.3	46	1.4	3	17
1981-82	29-28	204-385	.530	--	--	160-183	.874	568	19.6	141	4.9	55	1.9	9	18
1982-83	24-23	145-284	.511	21-32	.656	104-121	.859	415	17.3	99	4.1	52	2.2	0	9
Totals	110	478-964	.496	21-32	.656	359-419	.859	1336	12.1	381	3.4	168	1.5	14	51

ALL-AMERICANS



RANDY WITTMAN - 1983

Randy Wittman and Ted Kitchel experienced similar careers at Indiana. Five-year roommates, injury caused redshirt seasons for both individuals. Wittman gathered up his conference championships and NCAA title by his sophomore season. He and Kitchel were major contributors throughout their careers. After Kitchel suffered an injury late in the Big Ten 1982-83 season, Wittman and the Hoosiers were in a tie for the conference lead with three games remaining. Wittman took Indiana under his wing, helping the Hoosiers rout Purdue, Illinois and Ohio State for yet another Big Ten Championship. Wittman shot .543 on the season and averaged a team-leading 18.9 points. He was IU's third Big Ten MVP in four years. He went on to a productive nine-year NBA career and is currently an assistant coach with the Washington Wizards.


Year	G-GS	FG-A	Pct.	3FG	Pct.	FT-A	Pct.	Pts	Avg	Reb	Avg	Asts	Avg	Blk	Stl
1978-79	34	101-190	.532	--	--	39-53	.736	241	7.1	90	0.9	31	0.9	6	31
1979-80	5-5	13-28	.464	--	--	3-4	.759	29	5.8	7	1.4	12	2.4	0	8
1980-81	35-32	155-286	.542	--	--	53-69	.768	363	10.4	79	2.3	77	2.2	4	27
1981-82	29-26	144-299	.482	--	--	59-78	.756	347	11.9	94	3.2	102	3.5	5	31
1982-83	30-30	236-435	.543	8-18	.444	89-108	.824	569	18.9	135	4.5	87	2.9	4	31
Totals	127	649-1238	.524	8-18	.444	243-312	.779	1549	11.6	405	3.2	309	2.4	19	128



STEVE ALFORD - 1986, 1987

Steve Alford may have been born dribbling a basketball. Alford was not only a talented athlete, but he had the work ethic and determination to bring out the most of his abilities. An Indiana Mr. Basketball as a high school senior, Alford averaged 37 points a game and never scored less than 20 points in a game his final two seasons. As a freshman at Indiana, Alford led the nation in free throw shooting with a 91.3 percentage and led the Hoosiers with 15.5 points a game. After just missing a Final Four appearance that year, Alford and the Hoosiers had a slow season his sophomore year. He still managed to make history, draining 58 of 62 free throws during the Big Ten season. He also averaged a team-high 18.1 points. Alford continued to improve as a junior as he averaged 22.5 points and brought his team to a 21-8 record. The team was shocked in an NCAA Tournament opening round loss but would return for Alford's senior season with a vigor never seen before. In the first season of college basketball's three-point shot, Alford hit seven treys on two different occasions. He set an NCAA record with his seven baskets from beyond the arc in the championship game, a victory over Syracuse that would secure a fifth national title for the Hoosiers. Alford was the Big Ten MVP in 1987 and went on to a brief NBA career.

Year	G-GS	FG-A	Pct.	3FG	Pct.	FT-A	Pct.	Pts	Avg	Reb	Avg	Asts	Avg	Blk	Stl
1983-84	31-27	171-289	.592	--	--	137-150	.913	479	15.5	82	2.6	98	3.2	3	45
1984-85	32-31	232-431	.538	--	--	116-126	.921	580	18.1	101	3.2	85	2.7	0	44
1985-86	28-28	254-457	.566	--	--	122-140	.871	630	22.5	75	2.7	79	2.8	1	50
1986-87	34-34	241-508	.474	107-202	.530	160-180	.889	749	22.0	87	2.6	123	3.6	3	39
Totals	125-121	898-1685	.532	107-202	.530	535-596	.898	2438	19.5	445	3.6	385	3.1	7	178




JAY EDWARDS - 1989

Jay Edwards made his debut appearance in a Hoosier jersey under the fan pressure to see a repeat NCAA Championship performance in 1988. Although Indiana did not obtain back-to-back titles, Edwards gave the Hoosier faithful a sight to see. The Big Ten Freshman of the Year had an NCAA freshman record .536 three-point percentage. He broke Alford's conference record of seven threes in a game. As a sophomore, Edwards led Indiana to a Big Ten title with last second shots to knock off Purdue and Michigan. With an average of 20 points a game and All-America achievement, Edwards gave up his final two years of eligibility to enter the draft and was a second-round pick of the Los Angeles Clippers.

Year	G-GS	FG-A	Pct.	3FG	Pct.	FT-A	Pct.	Pts	Avg	Reb	Avg	Asts	Avg	Blk	Stl
1987-88	23-15	115-256	.449	59-110	.536	69-76	.908	358	15.6	51	2.2	74	3.2	6	17
1988-89	34-33	218-460	.474	81-181	.448	163-198	.823	680	20.0	146	4.3	125	3.7	27	38
Totals	57-48	333-716	.465	140-291	.481	232-274	.847	1038	18.2	197	3.5	199	3.5	33	55

ALL-AMERICANS



CALBERT CHEANEY - 1991, 1992, 1993

Calbert Cheaney was Bob Knight's first-ever left-handed player and a good choice he was. Cheaney is the only Indiana freshman to start the season opener and score 20 points. Cheaney kept the Hoosiers a national power during all four of his years at Indiana. As a freshman he led the team in scoring with a 17.1 average. Over his final three seasons, Indiana spent all but two of 53 poll weeks in the Top 10 and 38 in the top five. The Hoosiers were 87-16 during those years. In his second season, Cheaney set a school-record with a .596 shooting percentage and an average of 21.6 points per game. Cheaney took on captainship of the team following that year. Indiana was unable to come up with a championship but outscored opponents by 17.6 points to lead the nation. Cheaney led the team to a Final Four appearance as a junior. On his way, he gained control of the all-time Big Ten men's scoring record with his career total of 2,613 points, a record that still stands. Cheaney was named the National Player of the Year (Wooden Award), a unanimous All-American, Big Ten MVP and was taken No. 6 in the NBA draft by Washington.


Year	G-GS	FG-A	Pct.	3FG	Pct.	FT-A	Pct.	Pts	Avg	Reb	Avg	Asts	Avg	Blk	Stl
1989-90	29-29	199-348	.572	25-51	.490	72-96	.750	495	17.1	133	4.6	48	1.7	16	24
1990-91	34-34	289-485	.596	43-91	.473	113-141	.801	734	21.6	188	5.5	47	1.4	13	24
1991-92	34-32	227-435	.522	33-86	.384	112-140	.800	599	17.6	166	4.9	48	1.4	6	36
1992-93	35-35	303-552	.549	47-110	.427	132-166	.795	785	22.4	223	6.4	84	2.4	10	33
Totals	132-130	1018-1820	.559	148-338	.438	429-543	.790	2613	19.8	690	5.2	227	1.7	45	117



DAMON BAILEY - 1994

Damon Bailey could have never donned the Hoosier warmups and still been considered an Indiana legend. Bailey was featured in Sports Illustrated before ever playing a high school game. He led teams to three national AAU championships and Bedford North Lawrence High School to the state's Final Four three out of four years. As a senior, a national record crowd of 41,046 watched Bailey and his teammates top Concord for the state championship. He was named *USA Today's* High School Player of the Decade. At Indiana, Bailey played in 108 victories including an IU-record 11 NCAA tournament victories. Bailey's career as a Hoosier ended in the third round of NCAA Tournament play his senior year. He averaged 19.6 points per game that season and finished No. 5 on IU's career points list with 1,741. He was All-Big Ten and a third team All-American. selection

Year	G-GS	FG-A	Pct.	3FG	Pct.	FT-A	Pct.	Pts	Avg	Reb	Avg	Asts	Avg	Blk	Stl
1990-91	33-14	126-249	.506	33-76	.434	90-130	.692	375	11.4	97	2.9	97	2.9	10	39
1991-92	34-27	143-288	.497	48-102	.471	88-115	.765	422	12.4	122	3.6	104	3.1	0	28
1992-93	35-24	117-255	.459	38-91	.418	83-114	.728	355	10.1	117	3.3	144	4.1	7	20
1993-94	30-30	188-391	.481	47-111	.423	166-207	.802	589	19.6	130	4.3	129	4.3	5	45
Totals	132-95	574-1173	.489	166-380	.437	427-566	.754	1741	13.2	466	3.5	474	3.6	22	132



ALAN HENDERSON - 1995

During Henderson's sophomore season, the Hoosiers were ranked No. 1 for almost the entire season, but their championship hopes took a turn for the worse when Henderson tore a ligament in his knee in February. Indiana managed a Big Ten Championship but Kansas was victorious in the regional final of the NCAA Tournament. Henderson came back strong as a junior, building up to a 41-point performance against Michigan State at the end of the season. Indiana reached the Sweet 16 for the fourth straight season but could not advance further. As a senior, Henderson scored 20 or more points on 24 occasions and recorded 50 double-doubles in his four years. He set IU's career rebounding record with 1,091, topping a record set 34 years before. Henderson was the Atlanta Hawks' first round draft pick, eventually becoming a starter and outstanding player for the Hawks.

Year	G-GS	FG-A	Pct.	3FG	Pct.	FT-A	Pct.	Pts	Avg	Reb	Avg	Asts	Avg	Blk	Stl
1991-92	33-26	151-297	.508	1-4	.250	80-121	.661	383	11.6	238	7.2	17	0.5	50	32
1992-93	30-25	130-267	.487	1-6	.167	72-113	.637	333	11.1	243	8.1	27	0.9	43	35
1993-94	30-29	198-373	.531	2-6	.333	136-207	.657	534	17.8	308	10.3	36	1.2	56	39
1994-95	31-31	284-476	.597	2-10	.200	159-251	.633	729	23.5	302	9.7	54	1.7	64	42
Totals	124-111	763-1413	.540	6-26	.231	447-692	.646	1979	16.0	1091	8.8	134	1.1	213	148

ALL-AMERICANS



BRIAN EVANS - 1996

Brian Evans just kept getting better when it came to Hoosier Basketball. He was a pleasant surprise to the Hoosiers his freshman year when he scored in double figures in eight games. He earned honorable mention All-Big Ten the following year, playing a key role in the Hoosiers' NCAA victories. He averaged 14.0 points per game and 9.0 rebounds during tournament action. As a junior, Evans was a third-team All-Big Ten selection and headed to his senior season with great potential. He led the Hoosiers to a 19-12 record, including an NCAA Tournament appearance. Evans averaged 21.2 points and 7.1 rebounds in his final season, earning him the Big Ten MVP and the conference Silver Basketball Award. He was named first team All-Big Ten and a third team All-American. His list of accomplishments culminated at Indiana with the IU Male Athlete of the Year and Balfour Award as he headed to the NBA's Orlando Magic.

Year	G-GS	FG-A	Pct.	3FG	Pct.	FT-A	Pct.	Pts	Avg	Reb	Avg	Asts	Avg	Blk	Stl
1992-93	35-4	62-146	.425	23-65	.354	37-54	.685	184	5.3	138	3.9	46	1.3	5	18
1993-94	27-24	116-259	.448	43-94	.458	46-58	.793	321	11.9	183	6.8	59	2.2	13	37
1994-95	31-30	177-383	.462	58-139	.417	126-161	.783	538	17.4	208	6.7	101	3.3	17	25
1995-96	31-31	212-474	.447	62-158	.392	172-203	.847	658	21.2	221	7.1	126	4.1	19	43
Totals	124-89	567-1262	.449	186-456	.408	381-476	.800	1701	13.7	730	5.9	332	2.7	54	123



A.J. GUYTON - 2000

A.J. Guyton started his career and ended it at Indiana in much the same way. As a freshman, Guyton became only the second first-year Hoosier to register 400 points, 100 rebounds and 100 assists in a season. He was named the Big Ten Freshman of the Year and was a second team All-Big Ten selection. He moved up to first team All-Big Ten status as a sophomore, averaging 16.8 points per game and netting a career-high 79 three-pointers, the third best mark in school history. Guyton's talent was recognized by fans all over the country. He was a *Playboy* preseason All-American for two consecutive years, the first IU player to ever receive the honor two consecutive seasons. He was voted the Big Ten Player of the Year by the media in his final season as a Hoosier as well as a first-team All-Big Ten selection. He was a finalist for both the Wooden Award and the Naismith Award and helped lead Indiana to a 20-9 record and yet another NCAA Tournament appearance.

Year	G-GS	FG-A	Pct.	3FG	Pct.	FT-A	Pct.	Pts	Avg	Reb	Avg	Asts	Avg	Blk	Stl
1996-97	33-29	157-361	.435	56-145	.386	80-84	.851	450	13.6	110	3.3	129	3.9	17	40
1997-98	32-30	188-402	.468	79-180	.439	82-107	.766	537	16.8	112	3.5	118	3.7	8	37
1998-99	34-34	198-435	.455	76-187	.406	71-94	.755	543	16.0	117	3.4	88	2.6	14	22
1999-00	29-29	204-444	.459	72-172	.419	90-114	.789	570	19.7	80	2.8	68	2.3	13	29
Totals	128-122	747-1642	.455	283-684	.414	323-409	.790	2100	16.4	419	3.3	403	3.1	52	128



KIRK HASTON - 2001

Kirk Haston carried the Hoosiers in Mike Davis' first season as head coach, scoring 19 points and pulling down 8.7 rebounds per game. He led the Big Ten in conference scoring and ranked second in rebounding. He had one of the greatest seasons by a Hoosier and the NBA took notice, as Haston chose to forgo his senior season and enter the NBA Draft where he was a first-round selection (16th) of the Charlotte Hornets. Haston's game came to life in 2000-2001, as he discovered the three-point shot. No try was bigger than the one he hit at the buzzer to beat No. 1 Michigan State, the first time Indiana had posted a victory over a top-ranked team in Assembly Hall. Haston concluded his career ranked 17th in school history with 1,406 points scored and finished ninth in career rebounds with 748. He earned All-Big Ten first team honors as a junior and second team honors as a sophomore.

Year	G-GS	FG-A	Pct.	3FG	Pct.	FT-A	Pct.	Pts	Avg	Reb	Avg	Asts	Avg	Blk	Stl
1998-99	34-13	133-259	.514	0-0	.000	70-93	.753	336	9.9	220	6.5	30	0.8	28	20
1999-00	29-2	168-339	.496	0-2	.000	108-148	.730	444	15.3	240	8.3	4	.1	36	24
2000-01	33-28	243-518	.469	26-69	.377	114-166	.687	626	19.0	288	8.7	41	1.2	40	36
Totals	96-68	544-1116	.487	26-71	.366	292-407	.717	1406	14.6	748	7.8	111	1.2	104	80



JARED JEFFRIES - 2002

Despite playing just two years of college basketball, Jeffries closed his career as one of the most decorated players in Indiana history. He is 39th in the IU career scoring record book (1,008 points) and just the sixth sophomore in school history to crack the 1,000 career point plateau. A consensus second team All-American, finalist for the 2002 Naismith Award and United States Basketball Writers Association Player of the Year Award, Jeffries was the only player in the Big Ten to rank among the league's top 10 in six different statistical categories: scoring (eighth, 15.1), rebounding (second, 7.8), steals (eighth, 1.50), blocked shots (eighth, 1.28), offensive rebounds (2.53) and defensive rebounds (second, 5.06). Jeffries also ranks among the Hoosiers' all-time top 20 in blocked shots (88) and rebounds (20th, 471). He was the 11th overall pick of the NBA Draft by the Washington Wizards.

Year	G-GS	FG-A	Pct.	3FG	Pct.	FT-A	Pct.	Pts	Avg	Reb	Avg	Asts	Avg	Blk	Stl
2000-01	34-34	164-371	.442	12-49	.245	129-208	.620	469	13.9	234	6.9	82	2.4	42	31
2001-02	36-36	189-414	.457	27-71	.380	134-201	.667	539	15.0	273	7.6	74	2.1	46	54
Totals	70-70	353-785	.450	39-120	.325	263-409	.643	1008	14.4	507	6.7	156	2.1	88	85

ALL-AMERICANS

**ERIC GORDON - 2008**

One of the most heralded recruits in Hoosier history, Eric Gordon became the first IU freshman ever to earn All-American honors after he set an IU and Big Ten record by scoring 669 points. Gordon was named first-team All-American by *CBSSports.com*, second team by the NABC, and third team by the Associated Press. He was the first freshman at IU to average more than 20 points per game and he led the Big Ten in scoring at 20.9. He was a first-team All-Big Ten choice and the Big Ten Freshman of the Year. He also made a team-high 231 free throws, which was the third-highest single-season total in IU lore. He also was a candidate for the Wooden Award and Naismith Award. He scored 33 points in the season opener against Chattanooga, marking the highest scoring debut of any player to wear the Cream and Crimson. He was an early entrant in the NBA Draft and was selected with the seventh pick in the first round by the Los Angeles Clippers.

Year	G-GS	FG-A	Pct.	3FG	Pct.	FT-A	Pct.	Pts	Avg	Reb	Avg	Asts	Avg	Blk	Stl
2007-08	32-32	184/425	.433	70/208	.337	231/277	.834	669	20.9	104	3.3	78	2.8	20	42

D.J. WHITE - 2008

D.J. White was one of the most beloved players to wear the Indiana uniform. After battling injuries early in his career, and multiple coaching changes, White was rewarded as senior by being named second-team All-American by *CBSSports.com*, *the Sporting News*, *Sports Illustrated*, the USBWA and the NABC. He finished 16th in his career in scoring (1447) and ninth in IU history in rebounds (748). He was second in the Big Ten in scoring (17.4), first in rebounds (10.3) and field goal percentage (60.5) and fourth in blocked shots (1.64). His 56.2 career field goal percentage mark ranks second all-time in IU history. He was the first player since Alan Henderson in 1994 to average a double-double for a season. His best game of the year was a 21-point, 22-rebound effort at Michigan. He was named Big Ten Player of the Year and was a candidate for the Wooden Award and Naismith Award. He could have applied for a medical hardship to regain a year of eligibility, but elected to enter the NBA Draft where he was drafted in the first round by the Detroit Pistons (29th overall) and later traded to the Seattle Supersonics who then became the Oklahoma City Thunder.

Year	G-GS	FG-A	Pct.	3FG	Pct.	FT-A	Pct.	Pts	Avg	Reb	Avg	Asts	Avg	Blk	Stl
2004-05	29-29	143-250	.572	0-0	.000	100-141	.709	386	13.3	143	4.9	23	0.8	64	14
2005-06	5-3	19-36	.528	0-0	.000	8-14	.571	46	9.2	11	5.5	5	1.0	7	0
2006-07	32-32	170-332	.512	0-0	.000	100-146	.685	440	13.8	234	7.3	40	1.3	73	28
2007-08	33-33	216-357	.605	1-3	.333	142-206	.689	575	17.4	341	10.3	25	0.7	54	26
Totals	99-97	548-975	.562	1-3	.333	350-507	.690	1447	14.6	748	7.6	93	0.8	198	68

**CODY ZELLER - 2012, 2013**

Zeller, a native of Washington, Ind., led the Hoosiers during his sophomore campaign with 16.5 points, 8.1 rebounds and 1.3 blocks per game. He ranked among the top-five in the Big Ten in scoring, rebounds and field goal percentage (56.2). In 72 career games at Indiana, Zeller averaged 16.1 points, 7.3 rebounds, 1.3 assists, 1.2 blocks and 1.2 steals per game. He helped lead the Hoosiers to back-to-back NCAA Sweet Sixteen's for the first time since 1994 and the program's first outright Big Ten regular season championship since 1993. During his tenure at IU, the Hoosiers have led all major college conference teams in field goal percentage (48.7), 3-point field goal percentage (41.6), free throws made (1327) and free throws attempted (1762). He owns 1,157 career points, and holds IU's record for career field goal percentage at 59.1. Zeller, the 2012 Big Ten Freshman of the Year and a consensus Freshman All-American, was named a Basketball Times and Sports Illustrated First Team All-American and a Capital One First Team Academic All-American. He earned a spot on the John R. Wooden All-American Team, while also being named a Second Team All-American by the Associated Press, USBWA and the NABC. He earned third team honors from *Sporting News*. He was an honorable mention AP All-American in 2012. He was selected with the fourth pick in the 2013 NBA Draft by the Charlotte Bobcats.

Year	G-GS	FG-A	Pct.	3FG	Pct.	FT-A	Pct.	Pts	Avg	Reb	Avg	Asts	Avg	Blk	Stl
2011-12	36-36	200-321	.623	0-0	.000	163-216	.755	563	15.6	236	6.6	45	1.3	42	49
2012-13	36-36	199-354	.562	0-2	.000	196-259	.757	594	16.5	290	8.1	47	1.4	45	37
Totals	72-72	399-675	.591	0-2	.000	359-476	.756	1157	16.1	526	7.3	92	1.3	87	86

**VICTOR OLADIPO - 2013**

Oladipo ends his time at Indiana with a career average of 10.7 points, 5.2 rebounds, 1.5 steals and 1.7 assists in 104 career games. He ranked third at Indiana in career steals (161) and owns 1,117 career points. During his junior campaign, he averaged 13.6 points, 6.3 rebounds, 2.2 steals and 2.1 assists per game while helping lead the Hoosiers to back-to-back NCAA Sweet Sixteen's for the first time since 1994 and the Hoosiers' first outright Big Ten regular season championship since 1993. Oladipo set Indiana's single-season record in steals (78) and led the Big Ten in field goal percentage (59.9) and steals (2.2). Oladipo, the NABC National Co-Defensive Player of the Year and Big Ten Defensive Player of the Year, was named the *Sporting News* National Player of the Year and Rupp Award winner, while also earning First Team All-America honors from *Sporting News*, the NABC and the Associated Press. The Upper Marlboro, Md., native was also selected to the Wooden All-America team. He was chosen by the Orlando Magic with the second pick in the 2013 NBA Draft.

Year	G-GS	FG-A	Pct.	3FG	Pct.	FT-A	Pct.	Pts	Avg	Reb	Avg	Asts	Avg	Blk	Stl
2010-11	32-5	88-161	.547	8-26	.308	52-85	.612	236	7.4	119	3.7	28	0.8	7	34
2011-12	36-34	136-289	.471	10-48	.208	108-144	.750	390	10.8	191	5.3	73	2.1	21	49
2012-13	36-36	182-304	.599	30-68	.441	97-130	.746	491	13.6	228	6.3	74	2.2	28	78
Totals	104-75	406-754	.538	48-142	.338	257-359	.716	1117	10.7	538	5.2	175	1.5	56	161



BIG TEN MVPS

**DON SCHLUNDT - 1953**

Don Schlundt became Indiana's first Big Ten Most Valuable Player after leading the 1953 Hoosiers to a 23-3 overall mark and their first conference title under the direction of Branch McCracken with a 17-1 record. Schlundt was also the first sophomore in conference history to win the award. Known as "Mr. Inside," the 6-10 sophomore set conference records in points scored (459), free throws in a game (17) and free throws in a season (175). During the NCAA Tournament march, Schlundt's 49 free throws in four games set a new NCAA record. His season-high 41 points against Notre Dame in the Chicago Regional NCAA Tournament erased George Mikan's Chicago Stadium record. Chosen for the All-NCAA Tournament team and the All-Regional Tournament team in Chicago, Schlundt was also selected as the Regional MVP. A unanimous choice of all All-Big Ten teams, he won a place on All-American teams of the Helms Foundation, International News Service and ranked within the first 10 on Colliers', AP and UPI All-Americans.

	Games	FG	FGA	Pct.	FT	FTA	Pct.	Rebounds	Avg	Points	Avg
Big Ten	18	142	326	.436	175	213	.822	-	-	459	25.5
Overall	26	206	477	.432	249	310	.803	220	10.0	661	25.4

**ARCHIE DEES - 1957**

During the 1956-57 season, junior Archie Dees led the Hoosiers to their third Big Ten crown in five years. During that 14-8 season (10-4 Big Ten), Dees was selected as the Big Ten MVP after receiving almost as many votes as all other candidates combined. Dees earned the award after putting up 356 points (25.4 avg.) and running away with the conference scoring title. He ranked as the country's most proficient free throw shooter for his size, sinking 176 of 209 attempts for an .842 percentage, 10th best in the nation. His 106 of 125 in the Big Ten for an .848 percentage was top in the league. He set IU records for a 22-game season in field goals (187), field goal attempts (440) and climbed to third place in career points (933 in two years) behind Don Schlundt (2,192) and Bob Leonard (1,098). His 14.4 rebounds per contest, along with his 25.0 points, made Dees one of the most feared competitors in the nation.

	Games	FG	FGA	Pct.	FT	FTA	Pct.	Rebounds	Avg	Points	Avg
Big Ten	14	125	288	.434	106	125	.848	-	-	356	25.4
Overall	22	187	440	.425	176	209	.842	317	14.4	550	25.0

**ARCHIE DEES - 1958**


In 1958, Archie Dees became the first two-time Big Ten MVP after scoring 362 points and pulling down 211 rebounds in 14 games. He led the team in scoring, rebounding and field goal percentage. His overall average of 25.5 points per game is the fourth-best season average in school history. His average of 14.4 rebounds per game tied his average in 1957 for fifth place in school history. He finished his career ranked in the school's top 10 in rebounds (4th with 914), field goal attempts (10th with 1,252), free throw attempts (9th with 522) and free throw percentage (9th with a percentage of .828). Dees was also selected to the All-America and All-Big Ten teams for the second straight season.

	Games	FG	FGA	Pct.	FT	FTA	Pct.	Rebounds	Avg	Points	Avg
Big Ten	14	139	286	.486	84	105	.808	211	15.1	362	25.9
Overall	24	230	480	.479	153	186	.823	345	14.4	613	25.5

**STEVE DOWNING - 1973**

The leader of the pack in 1973 was Steve Downing. Downing averaged a team-high 20.1 points and 10.6 rebounds that season, including a .520 field goal percentage. He set Assembly Hall records in field goals (18) and field goals attempted (31) against Illinois. He led the 22-6 (11-3 Big Ten) Hoosiers to a Big Ten Championship before they won the NCAA Midwest Regional and finished third in the NCAA Finals. Downing finished his career with 1,220 points, placing him 26th all-time. After posting 19.9 points and 9.9 rebounds per conference contest, Downing was honored as the Big Ten MVP. He also received first team All-Big Ten and All-America honors.

	Games	FG	FGA	Pct.	FT	FTA	Pct.	Rebounds	Avg	Points	Avg
Big Ten	14	118	231	.510	42	70	.600	138	9.9	278	19.9
Overall	28	246	473	.520	71	128	.555	296	10.6	563	20.1

**SCOTT MAY - 1975**

In 1975, Sandusky, Ohio, native Scott May was a unanimous All-Big Ten selection and voted MVP in the conference. May scored in double figures in every game until suffering a broken arm at Purdue in Indiana's 26th game of the season. He totaled a season-best 29 points against Kansas after scoring Indiana's first nine overtime points, en route to a 74-70 victory. He tallied 20-plus points on 12 different occasions on a team that finished with a 31-1 record, including an 18-0 conference mark. He was the second-highest rebounder on the team with 199. May was also selected to the All-America team by the AP, UPI and Helms Foundation. He was a second team All-America selection by the NBA Coaches, Basketball Weekly and the National Association of Basketball Coaches.

	Games	FG	FGA	Pct.	FT	FTA	Pct.	Rebounds	Avg	Points	Avg
Big Ten	16	112	203	.552	43	54	.796	117	7.3	267	16.7
Overall	30	204	400	.510	82	107	.766	199	6.6	490	16.3

BIG TEN MVPS

**SCOTT MAY - 1976**

Scott May became Indiana's second two-time Big Ten MVP in 1976 after a remarkable senior season. May's 752 points that season set a school record and brought his career total to 1,593. His career point total ranks 11th in school history and is the best by any three-year letterwinner. His 308 field goals that season still holds as the most by anyone in IU history, while his 584 field goal attempts is second most. May also set a school record with nine steals against Michigan. His 14 field goals against St. John's in the Midwest First Round ties two other Hoosiers for most field goals in an NCAA Tournament game. He led the 32-0 (18-0 Big Ten) Hoosier roster in scoring and free throw percentage (.782). Much like his junior season, May earned first team All-Big Ten and All-America honors for his outstanding efforts. He was also named the 1976 NCAA Player of the Year.

	Games	FG	FGA	Pct.	FT	FTA	Pct.	Rebounds	Avg	Points	Avg
Big Ten	18	175	342	.512	62	84	.738	135	7.5	412	22.9
Overall	32	308	584	.527	136	174	.782	245	7.7	752	23.5

**KENT BENSON - 1977**

In 1977, Kent Benson returned for his senior season after winning the 1976 NCAA Championship and being named the NCAA Finals' MVP. In his final year, the 6-11 center grabbed 241 rebounds, bringing his career total to 1,031, a mark that currently ranks third in school history and 10th in Big Ten history. He also recorded 456 points for a total of 1,740 career points, eighth-best in school history. He led a 16-11 (11-7 Big Ten) Hoosier squad in rebounds and blocks (28). In addition to being selected as the Big Ten's 1977 MVP, Benson earned All-America and first-team All-Big Ten honors for the third consecutive season. He was also selected to the academic All-America and academic All-Big Ten teams for the second straight season.

	Games	FG	FGA	Pct.	FT	FTA	Pct.	Rebounds	Avg	Points	Avg
Big Ten	14	108	206	.524	80	107	.748	133	9.5	296	21.1
Overall	23	174	346	.503	108	144	.750	241	10.5	456	19.8

**MIKE WOODSON - 1980**

Mike Woodson's 1980 Big Ten MVP season ranks as a great comeback story. He had back surgery in late December and returned to action just seven weeks later. His heroic return sparked the Hoosiers to emerge from the middle of a five-team race in the conference to the clear-cut champion after a six-game charge. He closed his IU career with 2,061 points, fifth-best in IU history. At year's end, Woodson earned All-America status for the second consecutive year.

	Games	FG	FGA	Pct.	FT	FTA	Pct.	Rebounds	Avg	Points	Avg
Big Ten	6	43	101	.426	37	44	.841	16	2.7	123	20.5
Overall	14	102	225	.453	66	79	.835	49	3.5	270	19.3

**RAY TOLBERT - 1981**

Ray Tolbert finished 1981 as the Big Ten's shooting leader with a percentage of .626. While leading the Hoosiers to their fourth National Championship in school history, Tolbert set the pace in rebounding (224), field goal percentage (.588) and blocks (35). His four blocks against Maryland in the 1981 Midwest Second Round set a school record that has since been matched by Dean Garrett and Alan Henderson. In the National Championship game against North Carolina, he grabbed a game-high 11 rebounds, in a 63-50 IU victory. Tolbert's 428 points during his senior year placed him 18th on the all-time scoring list at IU with 1,427 points. He played in 127 games as a Hoosier, starting 123.

	Games	FG	FGA	Pct.	FT	FTA	Pct.	Rebounds	Avg	Points	Avg
Big Ten	18	107	171	.626	44	60	.733	119	6.6	258	14.3
Overall	35	177	301	.588	74	100	.740	224	6.4	428	12.2

**RANDY WITTMAN - 1983**

In 1983, Indiana fifth-year senior Randy Wittman was one of the most experienced players in the Big Ten Conference. Playing like the profound leader that he was, Wittman scored 589 points for the 24-6 Hoosiers, averaging 18.9 points. In addition to leading the team in scoring, he also led in field goal percentage (.543). He ended his career with 1,549 points in 133 games and is now in 13th place on the IU career scoring list. His 133 career games played ranks No. 1 in school history, nudging the 132 games played by Damon Bailey, Calbert Cheaney and Greg Graham. He was a first-time All-American, an academic All-American for the second straight year, and, in April 1983, was one of 10 recipients of an NCAA postgraduate scholarship.


	Games	FG	FGA	Pct.	FT	FTA	Pct.	Rebounds	Avg	Points	Avg
Big Ten	18	138	258	.535	57	69	.826	74	4.1	341	18.9
Overall	30	236	435	.543	89	108	.824	135	4.5	569	18.9

BIG TEN MVPS

**STEVE ALFORD - 1987**

In all four of his years at Indiana, Steve Alford led the Indiana Hoosiers in scoring. He is the second Hoosier to accomplish that feat as Don Schlund did it from 1952-1955. During his senior season, he had his most prolific effort, tallying 749 points, including a school-record 107 three-point field goals. The New Castle, Ind., native finished his career as Indiana's career scoring leader with 2,438 points and now ranks second all-time. His career point total also ranks as the fifth-best in conference history. Behind the 1987 Big Ten MVP, the Hoosiers finished the season with a record of 30-4 (15-3) and claimed the school's most recent National Championship by defeating Syracuse 74-73 in the NCAA Championship game. In his last game as a Hoosier, Alford went 8-15 from the field, including a remarkable 7-10 from three-point range, to lead all scorers with 23 points. For the second consecutive season, the 6-2 guard received both All-America and first-team All-Big Ten honors.

	Games	FG	FGA	Pct.	3FG	3FGA	Pct.	FT	FTA	Pct.	Reb.	Avg.	Pts.	Avg.
Big Ten	18	126	267	.472	54	108	.500	58	95	.895	44	2.4	391	21.7
Overall	34	241	508	.474	107	202	.530	160	180	.889	87	2.6	749	22.0

**CALBERT CHEANEY - 1993**

Calbert Cheaney was a leader in every facet of the game for the Indiana Hoosiers during the 1992-93 season. En route to winning the 1993 Big Ten MVP award, Cheaney averaged 22.4 points per contest in 35 appearances. His school-record 785 points in one season puts him high a top the leaderboard for career points in the Big Ten (2,613). He led the 31-4 Hoosiers to (17-1) their 22nd consecutive NCAA appearance after winning the 1993 Big Ten title. Cheaney completed a clean sweep of College Basketball Player of the Year Awards as he won 12 such awards. In 1993, Cheaney became one of only three Hoosiers to earn All-America honors three times. He was also named Preseason NIT MVP.

	Games	FG	FGA	Pct.	3FG	3FGA	Pct.	FT	FTA	Pct.	Reb.	Avg.	Pts.	Avg.
Big Ten	18	146	271	.539	23	56	.411	71	87	.816	112	6.2	386	21.4
Overall	35	303	552	.549	47	110	.427	132	166	.795	223	6.4	785	22.4

**BRIAN EVANS - 1996**

Not only did Brian Evans lead the Hoosiers in scoring, rebounding and steals during the 1995-96 season, he led them to a 19-12 mark overall, including a 12-6 record in the conference. Evans became the first Indiana player to win the Big Ten scoring title under the tutelage of Bob Knight and the first Hoosier since George McGinnis won the award in 1971. Hailing from Terre Haute, Ind., the 6-8 forward posted career highs in nearly every statistical category in 1996. Evans finished his career in 10th place on IU's career scoring chart with 1,701 points. He was an All-America and first-team All-Big Ten selection in 1996.

	Games	FG	FGA	Pct.	3FG	3FGA	Pct.	FT	FTA	Pct.	Reb.	Avg.	Pts.	Avg.
Big Ten	18	121	260	.465	37	95	.389	120	136	.882	128	7.1	399	22.2
Overall	31	212	474	.447	62	158	.392	172	203	.847	221	7.1	658	21.2

**A.J. GUYTON - 2000**

A.J. Guyton was named Big Ten MVP in 2000. In the 100th season of Indiana basketball, Guyton led the Hoosiers to a 20-9 season, including a 10-6 conference mark. The 6-1 shooting guard from Peoria, Ill., led the Big Ten in both conference and non-conference scoring. His .419 overall three-point shooting percentage was second best in the conference and he held the fifth-best free throw percentage in conference games with an accuracy of .825. Against North Carolina, Guyton put up seven three-pointers and tied a school record for most threes in one game. His 172 trifectas in 2000 ranks seventh-best at Indiana. Guyton finished his Indiana career as the fourth-highest scorer in school history with 2,100 points. Aside from being named the Big Ten MVP, Guyton was also an All-America and first team All-Big Ten honoree in 2000.

	Games	FG	FGA	Pct.	3FG	3FGA	Pct.	FT	FTA	Pct.	Reb.	Avg.	Pts.	Avg.
Big Ten	16	121	252	.480	37	84	.440	66	80	.825	47	2.9	345	21.6
Overall	29	204	444	.459	72	172	.419	90	114	.789	80	2.8	570	19.7

BIG TEN MVPS

**JARED JEFFRIES - 2002**



Jared Jeffries became the first Indiana player since Brian Evans (1996) to be named Big Ten MVP by both the coaches and the media. The 6-10 sophomore enjoyed a stellar 2001-02 campaign, ranking among the league's top 10 in scoring (eighth, 15.0), rebounding (second, 7.6), steals (eighth, 1.50), blocks (eighth, 1.28), offensive rebounds (fourth, 2.53) and defensive rebounds (second, 5.06). He also became the 36th member of the Hoosiers' 1,000 career point club. A second-team All-American selection and finalist for the Naismith and Wooden Awards, Jeffries was the 11th overall pick of the 2002 NBA Draft by the Washington Wizards.

	Games	FG	FGA	Pct.	3FG	3FGA	Pct.	FT	FTA	Pct.	Reb.	Avg.	Pts.	Avg.
Big Ten	15	81	172	.471	11	33	.333	54	81	.667	119	7.9	227	15.1
Overall	36	189	414	.457	27	71	.380	134	201	.667	273	7.6	539	15.0

**D.J. WHITE - 2008**

D.J. White was named Big Ten MVP after he was second in the Big Ten in scoring (17.4), first in rebounds (10.3) and field goal percentage (56.2) and fourth in blocked shots (1.64). He was named second-team All-America by *CMSSports.com*, the *Sporting News*, *Sports Illustrated*, the USBWA and the NBAC. He finished 16th in career scoring (1,447) and ninth in IU history in rebounds (748). He was the first player since Alan Henderson in 1994 to average a double-double for a season. His best game of the year was a 21-point, 22-rebound effort at Michigan. He was named Big Ten Player of the Year and was a candidate for the Wooden Award and Naismith Award. He could have applied for a medical hardship to regain a year of eligibility, but elected to enter the NBA Draft where he was drafted in the first round by the Detroit Pistons (29th overall) and later traded to the Seattle SuperSonics who then became the Oklahoma City Thunder.

	Games	FG	FGA	Pct.	3FG	3FGA	Pct.	FT	FTA	Pct.	Reb.	Avg.	Pts.	Avg.
Big Ten	18	121	204	.570	1	2	.500	77	111	.694	193	10.7	320	17.8
Overall	33	216	357	.605	1	3	.333	142	206	.689	341	10.3	575	17.4



Archie Dees (left) and Scott May are the only two players to have ever been named Big Ten MVP twice.

HONOR ROLL

ALL-AMERICANS

1921	Everett Dean
1929	Jim Strickland
1930	Branch McCracken
1936	Vern Huffman
1937	Ken Gunning
1938	Ernie Andres
1940	Marv Huffman
	Bill Menke
1942	Andy Zimmer
1946	John Wallace
1947	Ralph Hamilton
1950	Lou Watson
1951	Bill Garrett
1953	Don Schlundt
	Bob Leonard
1954	Don Schlundt
	Bob Leonard
1955	Don Schlundt
1957	Archie Dees
1958	Archie Dees
1960	Walt Bellamy
1961	Walt Bellamy
1962	Jimmy Rayl
1963	Jimmy Rayl
1965	Dick Van Arsdale
	Tom Van Arsdale
1971	George McGinnis
1973	Steve Downing
1974	Steve Green
1975	Steve Green
	Quinn Buckner
	Scott May
	Kent Benson
1976	Scott May
	Kent Benson
	Quinn Buckner
1977	Kent Benson
1979	Mike Woodson
1980	Mike Woodson
1981	Isiah Thomas
1982	Ted Kitchel
	Landon Turner
1983	Randy Wittman
	Ted Kitchel
1986	Steve Alford
1987	Steve Alford
1989	Jay Edwards
1991	Calbert Cheaney
1992	Calbert Cheaney
1993	Calbert Cheaney
1994	Damon Bailey
1995	Alan Henderson
1996	Brian Evans
2000	A.J. Guyton
2001	Kirk Haston
2002	Jared Jeffries
2008	Eric Gordon
2008	D.J. White
2012	Cody Zeller
2013	Victor Oladipo
	Cody Zeller

BIG TEN MVP

1953	Don Schlundt
1957	Archie Dees
1958	Archie Dees
1973	Steve Downing
1975	Scott May
1976	Scott May
1977	Kent Benson
1980	Mike Woodson
1981	Ray Tolbert
1983	Randy Wittman
1987	Steve Alford
1993	Calbert Cheaney
1996	Brian Evans
2000	A.J. Guyton
2002	Jared Jeffries
2008	D.J. White

FIRST TEAM ALL-BIG TEN

1921	Everett Dean
1923	Mike Nyikos
1926	Julius Krueger
1928	Dale Wells
	Bob Correll
1930	Branch McCracken
1936	Vern Huffman
1938	Ernie Andres
1939	Ernie Andres
1941	Bob Dro
1942	Andy Zimmer
1947	Ralph Hamilton
1950	Lou Watson
1951	Bill Garrett
1953	Don Schlundt
	Bob Leonard
1954	Don Schlundt
	Bob Leonard
1955	Don Schlundt
1957	Archie Dees
1958	Archie Dees
1960	Walt Bellamy
1961	Walt Bellamy
1962	Jimmy Rayl
1963	Jimmy Rayl
	Tom Bolyard
1964	Dick Van Arsdale
1967	Butch Joyner
1971	George McGinnis
1972	Joby Wright
1973	Steve Downing
1974	Steve Green
	Quinn Buckner
1975	Steve Green
	Quinn Buckner
	Scott May
	Kent Benson
1976	Scott May
	Kent Benson
	Kent Benson
1977	Kent Benson
1979	Mike Woodson
1980	Isiah Thomas
1981	Isiah Thomas

1982	Ted Kitchel
1983	Randy Wittman
	Ted Kitchel
1984	Steve Alford
1985	Uwe Blab
1986	Steve Alford
1987	Steve Alford
1988	Dean Garrett
1989	Jay Edwards
1991	Calbert Cheaney
	Eric Anderson
1992	Calbert Cheaney
1993	Calbert Cheaney
	Greg Graham
1994	Damon Bailey
1995	Alan Henderson
1996	Brian Evans
1998	A.J. Guyton
2000	A.J. Guyton
2001	Kirk Haston
2002	Jared Jeffries
2005	Bracey Wright
2008	Eric Gordon
	D.J. White
2013	Victor Oladipo
	Cody Zeller

BIG TEN DEFENSIVE PLAYER OF THE YEAR

2013	Victor Oladipo
------	----------------

BIG TEN SIXTH MAN OF THE YEAR

2013	Will Sheehy
------	-------------

BIG TEN FRESHMAN OF THE YEAR

1987	Dean Garrett
	(Newcomer)
1988	Jay Edwards
1989	Eric Anderson
1991	Damon Bailey
1997	A.J. Guyton
2001	Jared Jeffries
2005	D.J. White
2008	Eric Gordon
2012	Cody Zeller

INDIANA MVPs

1946	John Wallace
1947	Ralph Hamilton
1948	Ward Williams
1949	Lou Watson
1950	Lou Watson
1951	Bill Garrett
1952	Bob Leonard
1953	Don Schlundt
1954	Don Schlundt
1955	Don Schlundt
1956	Wally Choice
1957	Archie Dees
1958	Archie Dees
1959	Walt Bellamy

1960	Walt Bellamy
1961	Walt Bellamy
1962	Jimmy Rayl
1963	Tom Bolyard
1964	Tom Van Arsdale
	Dick Van Arsdale
1965	Tom Van Arsdale
	Dick Van Arsdale
1966	Max Walker
1967	Butch Joyner
1968	Vern Payne
1969	Kenny Johnson
1970	Jim Harris
1971	George McGinnis
1972	Joby Wright
1973	Steve Downing
1974	Steve Green
1975	Steve Green
	Quinn Buckner
	Scott May
1976	Scott May
1977	Kent Benson
1978	Wayne Radford
1979	Mike Woodson
1980	Mike Woodson
1981	Ray Tolbert
1982	Ted Kitchel
1983	Randy Wittman
1984	Steve Alford
1985	Steve Alford
	Uwe Blab
1986	Steve Alford
1987	Steve Alford
1988	Dean Garrett
	Keith Smart
1989	Joe Hillman
1990	Eric Anderson
	Calbert Cheaney
1991	Calbert Cheaney
1992	Calbert Cheaney
1993	Calbert Cheaney
1994	Damon Bailey
	Alan Henderson
1995	Alan Henderson
1996	Brian Evans
1997	A.J. Guyton
1998	A.J. Guyton
1999	A.J. Guyton
2000	A.J. Guyton
2001	Kirk Haston
2002	Jared Jeffries
2003	Jeff Newton
2007	D.J. White
	Roderick Wilmont
2008	D.J. White
2009	Devan Dumes
	Tom Pritchard
	Verdell Jones III
2012	Cody Zeller
2013	Victor Oladipo
	Cody Zeller

HONOR ROLL

ACADEMIC ALL-AMERICANS

1964	Dick Van Arsdale
1965	Dick Van Arsdale Tom Van Arsdale
1973	John Ritter
1974	Steve Green
1975	Steve Green
1976	Kent Benson
1977	Kent Benson
1978	Wayne Radford
1982	Randy Wittman
1983	Randy Wittman
1985	Uwe Blab
1999	Luke Recker
2013	Jordan Hulls Cody Zeller

ACADEMIC ALL-BIG TEN

1964	Dick Van Arsdale
1965	Dick Van Arsdale Tom Van Arsdale
1971	John Ritter
1972	John Ritter Frank Wilson
1973	John Ritter John Laskowski
1974	Steve Green John Laskowski
1975	Steve Green
1976	Kent Benson
1977	Kent Benson
1978	Wayne Radford
1981	Randy Wittman
1982	Randy Wittman
1983	Randy Wittman Uwe Blab
1984	Uwe Blab
1985	Uwe Blab
1988	Joe Hillman Magnus Pelkowski
1989	Joe Hillman Magnus Pelkowski
1993	Alan Henderson Chris Reynolds
1994	Todd Lindeman
1995	Todd Lindeman Robbie Eggers
1996	Robbie Eggers
1997	Robbie Eggers
1998	Robbie Eggers
1999	Luke Recker
2000	Tom Geyer Kirk Haston
2001	Kirk Haston Kyle Hornsby Jarrad Odle
2002	Kyle Hornsby Mike Roberts
2003	Kyle Hornsby Jason Stewart
2005	Mike Roberts
2006	Adam Ahlfeld

2007	Kyle Taber Adam Ahlfeld Kyle Taber
2008	Adam Ahlfeld Kyle Taber
2009	Brett Finkelmeier Kyle Taber
2010	Kory Barnett Brett Finkelmeier Tijan Jobe Daniel Moore
2011	Kory Barnett Bobby Capobianco Jordan Hulls Daniel Moore Tom Pritchard Matt Roth
2012	Kory Barnett Jeff Howard Jordan Hulls Daniel Moore Victor Oladipo Matt Roth Taylor Wayer
2013	Derek Elston Jeff Howard Jordan Hulls Victor Oladipo Taylor Wayer Cody Zeller

SENIOR CLASS AWARD

2013	Jordan Hulls
------	--------------

INDIANA UNIVERSITY HALL OF FAME

1982	Walt Bellamy Everett Dean Vern Huffman Bob Leonard Branch McCracken Don Schlundt
1983	Ernie Andres Archie Dees
1984	Bill Garrett
1985	Bob Dro Dick Van Arsdale Tom Van Arsdale
1986	Quinn Buckner Scott May
1989	Marv Huffman Kent Benson
1990	Lou Watson
1991	Jimmy Rayl
1992	Mike Woodson
1993	Isiah Thomas
1995	Randy Wittman
1996	Ted Kitchel
1997	Steve Alford
1998	Tom Bolyard Hallie Bryant
2003	Calbert Cheaney
2006	Jon McGlocklin

2007	Damon Bailey
2008	Alan Henderson Don Luft
2009	Bob Knight Steve Downing
2010	Steve Green
2011	Dean Barnhart Clarence Doninger Harlan Logan Bill Menke Don Ritter Gene Thomas Ray Tolbert Joe Zeller
2012	Landon Turner

ALL-CENTURY TEAM

Steve Alford
Damon Bailey
Walt Bellamy
Kent Benson
Quinn Buckner
Calbert Cheaney
Archie Dees
A.J. Guyton
Alan Henderson
Bob Leonard
Scott May
George McGinnis
Jimmy Rayl
Don Schlundt
Isiah Thomas

NABC DEFENSIVE PLAYER OF THE YEAR

2013	Victor Oladipo
------	----------------

BASKETBALL HALL OF FAME

1960	Branch McCracken*
1962	Harlan Page**
1966	Everett Dean**
1971	W.R. (Clifford) Wells [^]
1991	Bob Knight**
1993	Walt Bellamy*
2000	Isiah Thomas*

*As a player

**As a coach

[^]As alumnus

NATIONAL COACH OF THE YEAR

1940	Branch McCracken
1953	Branch McCracken
1975	Bob Knight
1976	Bob Knight

BIG TEN COACH OF THE YEAR

1975	Bob Knight
1980	Bob Knight
1981	Bob Knight
1987	Bob Knight
1989	Bob Knight
1992	Bob Knight
1993	Bob Knight

WOODEN AWARD

1993	Calbert Cheaney
------	-----------------

NAISMITH AWARD

1976	Scott May
1993	Calbert Cheaney

RUPP AWARD

1976	Scott May
1993	Calbert Cheaney
2013	Victor Oladipo

SPORTING NEWS PLAYER OF THE YEAR

1976	Scott May
1993	Calbert Cheaney
2013	Victor Oladipo

EDDIE SUTTON TUSTENEGEE AWARD

2013	Victor Oladipo
------	----------------

1940 NCAA CHAMPIONS



Front Row (L to R): Jim Gridley, Herm Schaefer, Bob Dro, Marv Huffman, Jay McCreary, Paul (Curly) Armstrong and Ralph Dorsey.
Second Row: Head Coach Branch McCracken, Chet Francis, Bill Menke, Andy Zimmer, Bob Menke, Ralph Graham.
 Not Pictured: Bill Torphy

INDIANA 60, KANSAS 42

INDIANA

Player	FG	FT	TP
Schaefer	4	1	9
Armstrong	4	2	10
Bill Menke	2	1	5
Huffman	5	2	12
Dro	3	1	7
McCreary	6	0	12
Gridley	0	0	0
Bob Menke	0	0	0
Zimmer	2	1	5
Dorsey	0	0	0
Francis	0	0	0
TOTALS	26	8	60

KANSAS

Player	FG	FT	PT
Ebling	1	2	4
Engleman	5	2	12
Allen	5	3	13
Miller	0	2	2
Harp	2	1	5
Hunter	0	1	1
Hogben	2	0	4
Kline	0	0	0
Voran	0	1	1
Sands	0	0	0
Johnson	0	0	0
TOTALS	15	12	42

	1st	2nd	Final
Indiana	32	28	60
Kansas	19	23	42

Attendance: 10,000

1939-40

20-3/9-3

NATIONAL CHAMPIONS

HEAD COACH: BRANCH MCCrackEN

D.9	Wabash	W	37-24
D.11	Xavier	W	58-24
D.15	at Nebraska	W	49-39
D.18	Pittsburgh	W	51-35
D.23	at Butler	W	40-33
D.27	at Duquesne	W	51-49
D.28	at Villanova	W	45-33
J.6	Illinois	W	38-36
J.8	Iowa	W	45-30
J.13	at Minnesota	L	44-46
J.15	at Wisconsin	W	40-34
F.3	at DePaul	W	51-30
F.10	Purdue	W	46-39
F.12	Michigan	W	57-30
F.17	at Northwestern	L	36-40
F.19	at Iowa	W	46-42
F.24	Chicago	W	38-34
F.26	at Ohio State	L	26-44
M.2	at Purdue	W	51-45
M.4	Ohio State	W	52-31
<i>NCAA Tournament (Indianapolis, Ind.)</i>			
M.22	Springfield	W	48-24
M.23	Duquesne	W	39-30
<i>NCAA Championship (Kansas City, Mo.)</i>			
M.30	Kansas	W	60-42

1953 NCAA CHAMPIONS



Front Row (L-R): Bob Leonard, Charley Kraak, Don Schlundt, Dick Farley and Burke Scott.

Second Row: Manager Ron Fifer, Dick White, Jim DeaKyne, Head Coach Branch McCracken, Paul Poff, Phil Byers and assistant coach Ernie Andres.

Third Row: Ron Taylor, Jim Schooley, Goethe Chambers, Jack Wright.

INDIANA 69, KANSAS 68

INDIANA

Player	FG	FGA	FT	FTA	REB	TP
Kraak	5	8	7	10	13	17
Farley	1	8	0	0	4	2
Schlundt	11	26	8	12	10	30
Leonard	5	15	2	4	2	12
Scott	2	4	2	3	1	6
DeaKyne	0	0	0	0	0	0
White	1	5	0	0	3	2
Byers	0	2	0	0	0	0
Poff	0	1	0	0	0	0
TOTALS	25	69	19	29	33	69

KANSAS

Player	FG	FGA	FT	FTA	REB	TP
Patterson	1	3	7	8	4	9
A. Kelley	7	20	6	8	6	20
Born	8	27	10	13	15	26
D. Kelley	3	4	2	4	0	8
Reich	2	9	0	0	4	4
Davenport	0	1	0	0	0	0
Smith	0	0	1	1	0	1
Alberts	0	1	0	0	0	0
TOTALS	21	65	26	34	29	68

	1st	2nd	Final
Indiana	41	28	69
Kansas	41	27	68

Attendance: 10,000

1952-53

NATIONAL CHAMPIONS • BIG TEN CHAMPIONS HEAD COACH: BRANCH MCCrackEN

		23-3/17-1	
D.1	Valparaiso	W	95-56
D.6	at Notre Dame	L	70-71
D.13	at Kansas State	L	80-82
D.20	Michigan	W	88-60
D.22	at Iowa	W	91-72
J.3	at Michigan	W	91-88
J.5	at Michigan State	W	69-62
J.10	Minnesota (#19)	W	66-63
J.12	at Ohio State	W	88-88
J.17	Illinois (2OT) (#4)	W	74-70
J.19	at Purdue	W	88-75
F.2	Butler	W	105-70
F.7	at Northwestern	W	88-84
F.9	Wisconsin	W	66-48
F.14	Michigan State	W	65-50
F.16	at Wisconsin	W	72-70
F.21	Ohio State	W	81-67
F.23	Purdue	W	113-78
F.28	at Illinois (#10)	W	91-79
M.2	Northwestern (OT)	W	90-88
M.7	at Minnesota	L	63-65
M.9	Iowa	W	68-61


NCAA Tournament (Chicago, Ill.)

M.13	DePaul	W	82-80
M.14	Notre Dame (#17)	W	79-66

NCAA Final Four (Kansas City, Mo.)

M.17	Louisiana State (#7)	W	80-67
M.18	Kansas (#5)	W	69-68

1976 NCAA CHAMPIONS



Front Row (L-R): Bobby Wilkerson, Jim Crews, Scott May, Quinn Buckner, Tom Abernethy and Kent Benson.

Second Row: Tim Walker, Rich Valavicius, Mark Haymore, Scott Eells, Wayne Radford, Bob Bender and Chuck Swenson.

Third Row: Head Coach Bob Knight, Harold Andres, Jim Roberson, Jim Wisman, Bob Donewald, Bob Weltlich.

INDIANA 86, MICHIGAN 68

INDIANA

Player	FG	FGA	FT	FTA	REB	TP
May	10	17	6	6	8	26
Abernethy	4	8	3	3	4	11
Benson	11	20	3	5	9	25
Buckner	5	10	6	9	8	16
Wilkerson	0	1	0	0	0	0
Radford	0	1	0	0	1	0
Crews	0	1	2	2	1	2
Wisman	0	1	2	3	1	2
Valavicius	1	1	0	0	0	2
Haymore	1	1	0	0	1	2
Bender	0	0	0	0	0	0
TOTALS	32	61	22	28	36	86

MICHIGAN

Player	FG	FGA	FT	FTA	REB	TP
Britt	5	6	1	1	3	11
Robinson	4	8	0	1	6	8
Hubbard	4	8	2	2	11	10
Green	7	16	4	5	6	18
Grote	4	9	4	6	1	12
Bergen	0	1	0	0	0	0
Staton	2	5	3	4	2	7
Baxter	0	2	0	0	0	0
Thompson	0	0	0	0	0	0
Hardy	1	2	0	0	2	2
TOTALS	27	57	14	19	34	68

	1st	2nd	Final
Indiana	29	57	86
Michigan	35	33	68

Attendance: 17,540

1975-76

NATIONAL CHAMPIONS • BIG TEN CHAMPIONS HEAD COACH: BOB KNIGHT

	32-0/18-0		
N.29	UCLA# (#2)	W	84-64
D.8	Florida State^	W	83-59
D.11	Notre Dame (#8)	W	63-60
D.15	Kentucky & (OT) (#14)	W	77-68
D.19	Georgia%	W	93-56
D.20	Virginia Tech%	W	101-74
D.26	Columbia*	W	106-63
D.27	Manhattan*	W	97-61
D.28	St. John's* (#17)	W	76-69
J.3	at Ohio State	W	66-64
J.5	Northwestern	W	78-61
J.10	at Michigan (#19)	W	80-74
J.12	at Michigan State	W	69-57
J.17	at Illinois	W	83-55
J.19	Purdue	W	71-67
J.24	at Minnesota	W	85-76
J.26	at Iowa	W	88-73
J.31	Wisconsin	W	114-61
F.7	Michigan (OT)	W	72-67
F.9	Michigan State	W	85-70
F.14	Illinois	W	58-48
F.16	at Purdue	W	74-71
F.21	Minnesota	W	76-64
F.23	Iowa	W	101-81
F.26	at Wisconsin	W	96-67
M.1	at Northwestern	W	76-63
M.6	Ohio State	W	96-67
<i>NCAA Tournament (South Bend, Ind.)</i>			
M.13	St. John's (#17)	W	90-70
<i>NCAA Tournament (Baton Rouge, La.)</i>			
M.18	Alabama (#6)	W	74-69
M.20	Marquette (#2)	W	65-56
<i>NCAA Final Four (Philadelphia, Pa.)</i>			
M.27	UCLA (#5)	W	65-51
M.29	Michigan (#9)	W	86-68

- St. Louis, Mo.

^ - Market Square Arena (Indianapolis)

& - Freedom Hall (Louisville)

% - Indiana Classic (Bloomington)

* - Holiday Festival (New York)

1981 NCAA CHAMPIONS



Front Row (L-R): Steve Skoronski, Eric Kirchner, Ray Tolbert, Glen Grunwald, Steve Risley and Phil Isenbarger.

Second Row: Gerry Gimelstob, Jene Davis, Chuck Franz, Randy Wittman, Isiah Thomas, Ted Kitchel, Jim Crews and Bob Young.

Third Row: Brad Bomba, Head Coach Bob Knight, Landon Turner, Mike LaFave, Steve Bouchie, Tony Brown, Jim Thomas, Steve Downing.

INDIANA 63, NORTH CAROLINA 50

INDIANA

Player	FG	FGA	FT	FTA	REB	TP
Kitchel	0	1	0	0	0	0
Turner	5	8	2	2	6	12
Tolbert	1	4	3	6	11	5
I. Thomas	8	17	7	8	2	23
Wittman	7	13	2	2	4	16
Risley	1	1	3	4	4	5
J. Thomas	1	4	0	0	4	2
TOTALS	23	48	17	22	33	63

NORTH CAROLINA

Player	FG	FGA	FT	FTA	REB	TP
Wood	6	13	6	9	6	18
Worthy	3	11	1	2	6	7
Perkins	5	8	1	2	8	11
Pepper	2	5	2	2	1	6
Black	3	4	0	0	2	6
Budko	0	1	0	0	1	0
Doherty	1	2	0	1	4	2
Braddock	0	2	0	0	0	0
Brust	0	0	0	0	0	0
Kenny	0	1	0	0	1	0
TOTALS	20	47	10	16	29	50

1st 2nd Final

Indiana	27	36	63
North Carolina	26	24	50

Attendance: 18,276

1980-81

NATIONAL CHAMPIONS • BIG TEN CHAMPIONS

HEAD COACH: BOB KNIGHT


	26-9/14-4
N.29	Ball State W 75-69
D.1	Murray State W 59-41
D.6	Kentucky (#2) L 66-68
D.9	at Notre Dame (#9) L 64-68
D.12	California# W 94-58
D.13	Baylor# W 83-47
D.15	Oral Roberts^ W 65-56
D.20	at North Carolina (#8) L 56-65
D.23	at Kansas State W 51-44
D.28	Rutgers& W 55-50
D.29	Clemson& L 57-58
D.30	Pan American& L 60-66
J.8	Michigan State W 55-43
J.10	Illinois (#12) W 78-61
J.15	at Michigan (OT) (#9) L 52-55
J.18	at Ohio State W 67-60
J.22	Iowa (#14) L 53-56
J.24	at Northwestern W 93-56
J.29	at Minnesota (OT) (#19) W 56-53
J.31	Purdue W 69-61
F.5	Wisconsin W 89-64
F.7	at Purdue L 66-68
F.12	Northwestern W 86-52
F.14	at Wisconsin W 59-52
F.19	at Iowa (#12) L 65-78
F.21	Minnesota W 74-63
F.26	Ohio State W 74-58
F.28	Michigan W 98-83
M.5	at Illinois (#16) W 69-66
M.7	at Michigan State W 69-48
<i>NCAA Tournament (Dayton, Ohio)</i>	
M.14	Maryland (#18) W 99-64
<i>NCAA Tournament (Bloomington, Ind.)</i>	
M.20	UAB W 87-72
M.22	St. Joseph's W 78-46
<i>NCAA Tournament (Philadelphia, Pa.)</i>	
M.28	Louisiana State (#4) W 67-49
M.30	North Carolina (#6) W 63-50

Indiana Classic (Bloomington)

^ Market Square Arena (Indianapolis)

& Rainbow Classic (Honolulu)

1987 NCAA CHAMPIONS



Front Row (L-R): Todd Jadow, Keith Smart, Todd Meier, Steve Alford, Darryl Thomas, Dean Garrett, Kreigh Smith, Joe Hillman.

Second Row: Tony Freeman, Dave Minor, Jeff Oliphant, Brian Sloan, Steve Eyl, Magnus Pelkowski, Rick Calloway.

Third Row: Tim Garl, Ron Felling, Joby Wright, Head Coach Bob Knight, Kohn Smith, Royce Waltman, Dr. Brad Bomba.

Fourth Row: Julio Salazar, Mike McGlothlin, Bill Himebrook, Murry Bartow, Dan Dakich

INDIANA 74, SYRACUSE 73

INDIANA

Player	FG	3FG	FT	REB.	TP
Calloway	0-3	0-0	0-0	2	0
Thomas	8-18	0-0	4-7	7	20
Garrett	5-10	0-0	0-0	10	10
Alford	8-15	7-10	0-0	3	23
Smart	9-15	0-1	3-4	5	21
Eyl	0-0	0-0	0-0	1	0
Hillman	0-1	0-0	0-0	2	0
Meier	0-0	0-0	0-1	1	0
Smith	0-0	0-0	0-0	0	0
TOTALS	30-62	7-11	7-12	35	74

SYRACUSE

Player	FG	3FG	FT	REB.	TP
Triche	3-9	0-0	2-4	1	8
Brower	3-3	0-0	1-3	1	7
Seikaly	7-13	0-0	4-6	10	18
Monroe	5-11	2-8	0-1	2	12
Douglas	8-15	2-2	2-2	2	20
Coleman	3-7	0-0	2-4	19	8
Thompson	0-2	0-0	0-0	3	0
TOTALS	29-60	4-10	11-20	38	73

	1st	2nd	Final
Indiana	34	40	74
Syracuse	33	40	73

Attendance: 64,959

1986-87

30-4/15-3

NATIONAL CHAMPIONS • BIG TEN CO-CHAMPIONS

HEAD COACH: BOB KNIGHT

N.29	Montana State	W	90-55
D.2	at Notre Dame	W	67-62
D.6	Kentucky (#13)	W	71-66
D.9	at Vanderbilt	L	75-79
D.12	UNC-Wilmington#	W	73-72
D.13	East Carolina#	W	96-68
D.20	Morehead State	W	84-62
D.23	Louisville	W	67-58
D.26	Princeton^	W	83-54
D.27	Illinois State^	W	82-58
J.4	at Ohio State	W	92-80
J.8	at Michigan State	W	79-60
J.12	at Michigan	W	85-84
J.15	Wisconsin	W	103-65
J.17	Northwestern	W	95-43
J.22	at Iowa (#1)	L	88-101
J.24	at Minnesota	W	77-53
J.28	Illinois (#12)	W	69-66
J.31	Purdue (#4)	W	88-77
F.4	Michigan State	W	84-80
F.8	Michigan	W	83-67
F.11	at Northwestern	W	77-75
F.16	at Wisconsin (30T)	W	86-85
F.19	Minnesota	W	72-70
F.21	Iowa (#7)	W	84-75
F.26	at Purdue (#6)	L	64-75
M.1	at Illinois (#14)	L	67-69
M.7	Ohio State	W	90-81
<i>NCAA Tournament (Indianapolis, Ind.)</i>			
M.12	Fairfield	W	92-58
M.14	Auburn	W	107-90
<i>NCAA Tournament (Cincinnati, Ohio)</i>			
M.20	Duke4 (#17)	W	88-82
M.22	Louisiana State4	W	77-76
<i>NCAA Final Four (New Orleans, La.)</i>			
M.28	UNLV5 (#1)	W	97-93
M.30	Syracuse5 (#10)	W	74-73

Indiana Classic (Bloomington)

^ Hoosier Classic (Indianapolis)

1,000 POINT SCORERS

1. Calbert Cheaney - 2,613

YEAR	FG	FGA	PCT	FT	FTA	PCT	TP	AVG
1989-93	1,018	1,820	.559	429	543	.790	2,613	19.8
Career Three-Point Field Goals: 148-338 (.438)								

2. Steve Alford - 2,438

YEAR	FG	FGA	PCT	FT	FTA	PCT	TP	AVG
1983-87	898	1,685	.532	535	596	.898	2,438	19.5
Career Three-Point Field Goals: 107-202 (.530)								

3. Don Schlundt - 2,192

YEAR	FG	FGA	PCT	FT	FTA	PCT	TP	AVG
1951-55	683	1,497	.456	826	1,076	.768	2,192	23.3

4. A.J. Guyton - 2,100

YEAR	FG	FGA	PCT	FT	FTA	PCT	TP	AVG
1996-00	747	1,642	.455	323	409	.790	2,100	16.4
Career Three-Point Field Goals: 283-684 (.414)								

5. Mike Woodson - 2,061

YEAR	FG	FGA	PCT	FT	FTA	PCT	TP	AVG
1976-80	821	1,626	.505	419	537	.780	2,061	19.8

6. Alan Henderson - 1,979

YEAR	FG	FGA	PCT	FT	FTA	PCT	TP	AVG
1991-95	763	1,413	.540	447	692	.646	1,979	16.0
Career Three-Point Field Goals: 6-26 (.231)								

7. Damon Bailey - 1,741

YEAR	FG	FGA	PCT	FT	FTA	PCT	TP	AVG
1990-94	574	1,183	.485	427	566	.754	1,741	13.2
Career Three-Point Field Goals: 166-380 (.437)								

8. Kent Benson - 1,740

YEAR	FG	FGA	PCT	FT	FTA	PCT	TP	AVG
1973-77	722	1,346	.536	296	414	.715	1,740	15.3

9. Christian Watford - 1,730

YEAR	FG	FGA	PCT	FT	FTA	PCT	TP	AVG
2010-13	531	1,292	.411	504	616	.818	1,730	13.1
Career Three-Point Field Goals: 164-387 (.424)								

10. Eric Anderson - 1,715

YEAR	FG	FGA	PCT	FT	FTA	PCT	TP	AVG
1988-92	635	1,232	.515	424	578	.733	1,715	13.1
Career Three-Point Field Goals: 21-53 (.396)								

11. Brian Evans - 1,701

YEAR	FG	FGA	PCT	FT	FTA	PCT	TP	AVG
1992-96	567	1,262	.449	381	476	.800	1,701	13.7
Career Three-Point Field Goals: 21-53 (.396)								

12. Scott May - 1,593

YEAR	FG	FGA	PCT	FT	FTA	PCT	TP	AVG
1973-76	666	1,297	.513	261	337	.774	1,593	17.7

13. Greg Graham - 1,590

YEAR	FG	FGA	PCT	FT	FTA	PCT	TP	AVG
1989-93	507	987	.514	468	611	.766	1,590	12.1
Career Three-Point Field Goals: 108-246 (.439)								

14. Randy Wittman - 1,549

YEAR	FG	FGA	PCT	FT	FTA	PCT	TP	AVG
1978-83	649	1,238	.524	243	312	.779	1,549	11.6
Career Three-Point Field Goals: 8-18 (.444)								

15. Archie Dees - 1,546

YEAR	FG	FGA	PCT	FT	FTA	PCT	TP	AVG
1955-58	557	1,252	.445	432	522	.827	1,546	22.7

16. Bracey Wright - 1,498

YEAR	FG	FGA	PCT	FT	FTA	PCT	TP	AVG
2002-05	469	1,159	.405	374	482	.776	1,498	17.6
Career Three-Point Field Goals: 186-532 (.350)								

17. D.J. White - 1,447

YEAR	FG	FGA	PCT	FT	FTA	PCT	TP	AVG
2004-08	548	975	.562	350	507	.690	1,447	14.6
Career Three-Point Field Goals: 1-3 (.333)								

18. Walt Bellamy - 1,441

YEAR	FG	FGA	PCT	FT	FTA	PCT	TP	AVG
1958-61	555	1,074	.517	331	506	.654	1,441	20.6

19. Ray Tolbert - 1,427

YEAR	FG	FGA	PCT	FT	FTA	PCT	TP	AVG
1977-81	593	1,120	.529	241	354	.681	1,427	11.2

20. Kirk Haston - 1,406

YEAR	FG	FGA	PCT	FT	FTA	PCT	TP	AVG
1998-01	544	1,116	.487	292	407	.717	1,406	14.7
Career Three-Point Field Goals: 26-71 (.367)								

21. Jimmy Rayl - 1,401

YEAR	FG	FGA	PCT	FT	FTA	PCT	TP	AVG
1960-63	503	1,208	.416	395	473	.835	1,401	20.6

22. Andrae Patterson - 1,365

YEAR	FG	FGA	PCT	FT	FTA	PCT	TP	AVG
1994-98	517	1,080	.478	286	379	.755	1,365	11.3
Career Three-Point Field Goals: 45-138 (.326)								

23. Uwe Blab - 1,357

YEAR	FG	FGA	PCT	FT	FTA	PCT	TP	AVG
1981-85	545	1,003	.543	267	418	.639	1,357	11.5

24. Verdell Jones III - 1,347

YEAR	FG	FGA	PCT	FT	FTA	PCT	TP	AVG
2009-12	454	1,067	.425	371	510	.727	1,347	11.5
Career Three-Point Field Goals: 68-228 (.298)								

25. Ted Kitchel - 1,336

YEAR	FG	FGA	PCT	FT	FTA	PCT	TP	AVG
1978-83	478	964	.496	359	419	.859	1,336	12.1

26. Jordan Hulls - 1,318

YEAR	FG	FGA	PCT	FT	FTA	PCT	TP	AVG
2010-13	444	953	.466	176	205	.859	1,318	9.8
Career Three-Point Field Goals: 254-576 (.441)								

27. Tom Bolyard - 1,299

YEAR	FG	FGA	PCT	FT	FTA	PCT	TP	AVG
1960-63	531	1,182	.449	237	349	.679	1,299	18.0

1,000 POINT SCORERS

28. Joby Wright - 1,272

YEAR	FG	FGA	PCT	FT	FTA	PCT	TP	AVG
1969-72	557	1,185	.470	158	286	.552	1,272	17.4

29. Steve Green - 1,265

YEAR	FG	FGA	PCT	FT	FTA	PCT	TP	AVG
1972-75	525	976	.553	215	283	.760	1,265	14.5

30. Tom Van Arsdale - 1,252

YEAR	FG	FGA	PCT	FT	FTA	PCT	TP	AVG
1962-65	491	1,095	.448	270	415	.650	1,252	17.4

31. Dick Van Arsdale - 1,240

YEAR	FG	FGA	PCT	FT	FTA	PCT	TP	AVG
1962-65	419	949	.441	402	507	.793	1,240	17.2

32. Steve Downing - 1,220

YEAR	FG	FGA	PCT	FT	FTA	PCT	TP	AVG
1970-73	529	1,101	.480	162	307	.528	1,220	16.1

33. Tom Coverdale - 1,217

YEAR	FG	FGA	PCT	FT	FTA	PCT	TP	AVG
1999-03	382	921	.415	253	333	.760	1,217	10.6

Career Three-Point Field Goals: 200-555 (.360)

34. Jeff Newton - 1,203

YEAR	FG	FGA	PCT	FT	FTA	PCT	TP	AVG
1999-03	441	997	.442	308	457	.674	1,203	9.04

Career Three-Point Field Goals: 13-40 (.325)

35. Quinn Buckner - 1,195

YEAR	FG	FGA	PCT	FT	FTA	PCT	TP	AVG
1973-76	521	1,205	.432	153	276	.554	1,195	9.9

36. Cody Zeller - 1,157

YEAR	FG	FGA	PCT	FT	FTA	PCT	TP	AVG
2012-13	399	675	.591	359	475	.756	1,157	16.1

Career Three-Point Field Goals: 0-2 (.000)

37. Victor Oladipo - 1,117

YEAR	FG	FGA	PCT	FT	FTA	PCT	TP	AVG
2011-13	406	754	.538	257	359	.716	1,117	10.7

Career Three-Point Field Goals: 48-142 (.338)

38. Marshall Strickland - 1,106

YEAR	FG	FGA	PCT	FT	FTA	PCT	TP	AVG
2002-06	358	892	.401	203	253	.802	1,106	9.2

Career Three-Point Field Goals: 188-488 (.385)

39. Vernon Payne - 1,101

YEAR	FG	FGA	PCT	FT	FTA	PCT	TP	AVG
1965-68	435	1,080	.403	231	322	.717	1,101	14.9

40. Joe Cooke - 1,099

YEAR	FG	FGA	PCT	FT	FTA	PCT	TP	AVG
1968-70	449	1,057	.425	201	264	.761	1,099	18.3

41. Bob Leonard - 1,098

YEAR	FG	FGA	PCT	FT	FTA	PCT	TP	AVG
1951-54	433	1,304	.332	232	348	.667	1,098	15.5

42. Daryl Thomas - 1,095

YEAR	FG	FGA	PCT	FT	FTA	PCT	TP	AVG
1983-87	399	737	.541	297	402	.738	1,095	10.3

43. Rick Calloway - 1,073

YEAR	FG	FGA	PCT	FT	FTA	PCT	TP	AVG
1985-88	447	855	.523	179	258	.694	1,073	12.8

44. Jay Edwards - 1,038

YEAR	FG	FGA	PCT	FT	FTA	PCT	TP	AVG
1987-89	333	716	.465	232	274	.847	1,038	18.2

Career Three-Point Field Goals: 140-291 (.486)

45. Harry "Butch" Joyner - 1,030

YEAR	FG	FGA	PCT	FT	FTA	PCT	TP	AVG
1965-68	408	918	.444	214	324	.661	1,030	15.1

46. Jared Jeffries - 1,008

YEAR	FG	FGA	PCT	FT	FTA	PCT	TP	AVG
2000-02	353	785	.450	263	409	.643	1,008	14.4

Career Three-Point Field Goals: 39-120 (.325)

QUICKEST TO 1,000 CAREER POINTS

Name	Years	Game Total	Milestone Game
Don Schlundt	1951-54	43 games	LSU, 3/17/53
Archie Dees	1955-57	47 games	Missouri, 12/14/57
Walt Bellamy	1958-60	50 games	Missouri, 12/12/60
Calbert Cheaney	1989-92	53 games	Purdue, 2/10/91
Mike Woodson	1976-80	54 games	Iowa, 3/4/78
Jimmy Rayl	1960-63	54 games	Michigan State, 1/5/63
Joe Cooke	1967-69	55 games	Notre Dame, 12/20/69
Jay Edwards	1987-89	55 games	George Mason, 3/17/89
Bracey Wright	2002-05	59 games	Ohio State, 3/12/04
Tom Bolyard	1960-62	60 games	DePaul, 1/26/63

SCORING

SINGLE GAME

1.	56	Jimmy Rayl	Michigan State	2/23/63
	56	Jimmy Rayl	Minnesota	1/27/62
3.	48	Mike Woodson	at Illinois	3/3/79
4.	47	Steve Downing	Kentucky	12/11/71
	47	Don Schlundt	Ohio State	3/5/55
6.	47	Don Schlundt	Ohio State	1/18/54
7.	45	George McGinnis	Northern Illinois	2/1/71
8.	44	Jimmy Rayl	at Michigan State	1/5/63
	44	Jimmy Rayl	Wisconsin	2/12/62
10.	42	Steve Alford	Michigan State	2/4/87
	42	Dick VanArsdale	at Notre Dame	12/4/63
	42	Walt Bellamy	at Illinois	2/22/60
13.	41	Alan Henderson	at Michigan State	3/9/94
	41	Scott May	at Wisconsin	2/26/76
	41	Steve Downing	Illinois	2/12/73
	41	George McGinnis	San Jose State	12/29/70
	41	Jimmy Rayl	at DePaul	1/28/62
	41	Don Schlundt	SMU	12/13/54
	41	Don Schlundt	at Notre Dame	3/14/53
20.	40	Ted Kitchel	Illinois	1/10/81
21.	39	Bracey Wright	at North Texas	12/29/03
	39	Andrae Patterson	vs. Duke	11/29/96
	39	Isiah Thomas	Michigan	2/28/81
	39	Archie Dees	Illinois	3/4/57
	39	Don Schlundt	at Michigan	1/3/53
26.	38	Steve Alford	at Wisconsin	1/11/86
	38	Kent Benson	Michigan State	2/9/76
	38	George McGinnis	Butler	12/22/70
	38	George McGinnis	Kentucky	12/12/70
	38	George McGinnis	at Northwestern	1/9/71
	38	Archie Dees	at Purdue	1/6/58
32.	37	Brian Evans	Chaminade	11/22/94
	37	Steve Green	Michigan	2/16/74
	37	George McGinnis	Michigan State	2/16/71
	37	George McGinnis	at Michigan	1/16/71
	37	Jimmy Rayl	Illinois	3/5/63
	37	Jimmy Rayl	Purdue	3/3/63
	37	Jimmy Rayl	at Michigan	2/26/62
	37	Archie Dees	Purdue	3/1/58
	37	Archie Dees	Iowa	2/18/57
41.	36	Damon Bailey	at Kansas	12/22/93
	36	Calbert Cheaney	vs. Seton Hall	11/27/92
	36	Jay Edwards	at Minnesota	3/10/88
	36	Mike Woodson	Oregon	12/28/78
	36	George McGinnis	at Wisconsin	3/1/71
	36	Dick VanArsdale	at Loyola	12/31/63
	36	Walt Bellamy	at Kansas State	12/5/60
	36	Don Schlundt	at Michigan State	2/28/55
	36	Don Schlundt	Minnesota	2/8/54
50.	35	Alan Henderson	Iowa	3/12/95
	35	Calbert Cheaney	Northwestern	3/4/93
	35	Kent Benson	at Michigan State	2/5/77
	35	Ken Johnson	at Loyola	12/3/69
	35	Tom Bolyard	at Illinois	2/3/63
	35	Jimmy Rayl	Iowa	2/17/62
	35	Jimmy Rayl	Virginia	12/1/62
	35	Walt Bellamy	at DePaul	1/30/60

SEASON - ALL GAMES

1.	Calbert Cheaney	785	1992-93
2.	Scott May	752	1975-76
3.	Steve Alford	749	1996-97
4.	Calbert Cheaney	734	1990-91
5.	Alan Henderson	729	1994-95
6.	George McGinnis	719	1970-71
7.	Mike Woodson	714	1978-79
	Jimmy Rayl	714	1961-62
9.	Jay Edwards	680	1988-89
10.	Eric Gordon	669	2007-08
11.	Don Schlundt	661	1952-53
12.	Brian Evans	658	1995-96
13.	Steve Alford	630	1985-86
14.	Kirk Haston	626	2000-01
15.	Robert Vaden	618	2005-06
16.	Archie Dees	613	1957-58
17.	Jimmy Rayl	608	1962-63
18.	Calbert Cheaney	599	1991-92
19.	Cody Zeller	594	2012-13
20.	Damon Bailey	589	1993-94
21.	Don Schlundt	583	1953-54
22.	Steve Alford	580	1984-85
22.	Greg Graham	577	1992-93
	Mike Woodson	577	1977-78
24.	D.J. White	575	2007-08
25.	Don Schlundt	572	1954-55
26.	A.J. Guyton	570	1999-00
27.	Randy Wittman	569	1982-83
28.	Ted Kitchel	568	1981-82
29.	Cody Zeller	563	2011-12
	Steve Downing	563	1972-73
30.	Kent Benson	554	1975-76
31.	Archie Dees	550	1956-57
32.	Luke Recker	546	1998-99
33.	Isiah Thomas	545	1980-81
34.	A.J. Guyton	543	1998-99
35.	Jared Jeffries	539	2001-02
36.	Brian Evans	538	1994-95
37.	A.J. Guyton	537	1997-98
	Walt Bellamy	537	1959-60
39.	Bracey Wright	536	2003-04
40.	Dick VanArsdale	535	1963-64
41.	Alan Henderson	534	1993-94
	Daryl Thomas	534	1986-87

SEASON - BIG TEN GAMES

1.	Don Schlundt	459	1952-53
2.	Jimmy Rayl	454	1961-62
3.	George McGinnis	418	1970-71
4.	Alan Henderson	416	1994-95
5.	Scott May	412	1975-76
6.	Mike Woodson	405	1978-79
7.	Steve Alford	404	1985-86
8.	Brian Evans	399	1995-96
9.	Mike Woodson	396	1976-77
10.	Steve Alford	391	1986-87
11.	Calbert Cheaney	386	1992-93
12.	Calbert Cheaney	383	1990-91
13.	Jay Edwards	381	1988-89
14.	Don Schlundt	379	1953-54
15.	Jimmy Rayl	378	1962-63
16.	Eric Gordon	374	2007-08

SCORING

17.	Don Schlundt	369	1954-55	Wally Choice	21.4	1955-56
18.	Ted Kitchel	362	1981-82	25. Calbert Cheaney	21.3	1990-91
	Archie Dees	362	1957-58	26. Kent Benson	21.1	1976-77
20.	Archie Dees	356	1956-57	Dick VanArsdale	21.1	1963-64
21.	Mike Woodson	355	1977-78	Walt Bellamy	21.1	1960-61
22.	A.J. Guyton	345	1999-00	29. Eric Gordon	20.8	2007-08
23.	Randy Wittman	341	1982-83	30. Mike Woodson	20.5	1979-80
24.	Alan Henderson	333	1993-94			
25.	Greg Graham	332	1992-93			
	Tom Bolyard	332	1962-63			

SEASON AVG. - ALL GAMES

1.	George McGinnis	29.9	1970-71
2.	Jimmy Rayl	29.8	1961-62
3.	Don Schlundt	26.0	1954-55
4.	Archie Dees	25.5	1957-58
5.	Don Schlundt	25.4	1952-53
6.	Jimmy Rayl	25.3	1962-63
7.	Archie Dees	25.0	1956-57
8.	Don Schlundt	24.3	1953-54
9.	Alan Henderson	23.5	1994-95
	Scott May	23.5	1975-76
11.	Steve Alford	22.5	1985-86
12.	Calbert Cheaney	22.4	1992-93
14.	Walt Bellamy	22.4	1959-60
13.	Dick VanArsdale	22.3	1963-64
15.	Steve Alford	22.0	1986-87
16.	Joe Cooke	21.8	1968-69
	Walt Bellamy	21.8	1960-61
18.	Calbert Cheaney	21.6	1990-91
19.	Tom VanArsdale	21.3	1963-64
20.	Brian Evans	21.2	1995-96
21.	Mike Woodson	21.0	1978-79
	Wally Choice	21.0	1955-56
23.	Eric Gordon	20.9	2007-08
24.	Steve Downing	20.1	1972-73
25.	Thomas Bolyard	20.0	1962-63
	Jay Edwards	20.0	1988-89

SEASON AVG. - BIG TEN GAMES

1.	Jimmy Rayl	32.4	1961-62
2.	George McGinnis	29.9	1970-71
3.	Don Schlundt	27.1	1953-54
4.	Jimmy Rayl	27.0	1962-63
5.	Don Schlundt	26.4	1954-55
6.	Archie Dees	25.9	1957-58
7.	Don Schlundt	25.5	1952-53
8.	Archie Dees	25.4	1956-57
9.	Tom Bolyard	23.7	1962-63
10.	Alan Henderson	23.1	1994-95
11.	Scott May	22.9	1975-76
12.	Kenny Johnson	22.6	1968-69
13.	Mike Woodson	22.5	1978-79
14.	Jay Edwards	22.4	1988-89
	Steve Alford	22.4	1985-86
	Walt Bellamy	22.4	1959-60
17.	Brian Evans	22.2	1995-96
	Tom VanArsdale	22.2	1963-64
19.	Mike Woodson	22.0	1976-77
20.	Steve Alford	21.7	1986-87
21.	A.J. Guyton	21.6	1999-00
22.	Calbert Cheaney	21.4	1992-93
	Joe Cooke	21.4	1968-69

25.	Calbert Cheaney	21.3	1990-91
26.	Kent Benson	21.1	1976-77
	Dick VanArsdale	21.1	1963-64
	Walt Bellamy	21.1	1960-61
29.	Eric Gordon	20.8	2007-08
30.	Mike Woodson	20.5	1979-80

CAREER AVG. - ALL GAMES

1.	George McGinnis	29.9	1970-71
2.	Don Schlundt	23.3	1952-55
3.	Archie Dees	22.7	1956-58
4.	Eric Gordon	20.9	2007-08
5.	Jimmy Rayl	20.6	1961-63
	Walt Bellamy	20.6	1959-61
7.	Calbert Cheaney	19.8	1990-93
	Mike Woodson	19.8	1977-80
9.	Steve Alford	19.5	1984-87
10.	Joe Cooke	18.3	1968-70
11.	Jay Edwards	18.2	1988-89
12.	Tom Bolyard	18.0	1961-63
13.	Scott May	17.7	1974-76
14.	Bracey Wright	17.6	2003-05
15.	Joby Wright	17.4	1970-72
	Tom VanArsdale	17.4	1963-65
17.	Dick VanArsdale	17.2	1963-65
18.	Marco Killingsworth	17.1	2005-06
	Cody Zeller	17.1	2012-13
20.	A.J. Guyton	16.4	1997-00
21.	Steve Downing	16.1	1971-73
	Cody Zeller	16.1	2011-13
23.	Alan Henderson	16.0	1992-95

CAREER AVG. - BIG TEN GAMES

1.	George McGinnis	29.9	1971
2.	Don Schlundt	26.7	1952-55
3.	A.J. Guyton	22.5	1997-00
4.	Calbert Cheaney	21.6	1990-93
5.	Eric Gordon	20.8	2007-08

CAREER - ALL-GAMES

1.	Calbert Cheaney	2,613	1990-93
2.	Steve Alford	2,438	1984-87
3.	Don Schlundt	2,192	1952-55
4.	A.J. Guyton	2,100	1997-00
5.	Mike Woodson	2,061	1977-80
6.	Alan Henderson	1,979	1992-95
7.	Damon Bailey	1,741	1991-94
8.	Kent Benson	1,740	1974-77
9.	Christian Watford	1,730	2010-13
10.	Eric Anderson	1,715	1989-92
11.	Brian Evans	1,701	1993-96
12.	Scott May	1,593	1974-76
13.	Greg Graham	1,590	1990-93
14.	Randy Wittman	1,549	1979-83
15.	Archie Dees	1,546	1956-58
16.	Bracey Wright	1,498	2003-05
17.	D.J. White	1,447	2004-08
18.	Walt Bellamy	1,441	1959-61
19.	Ray Tolbert	1,427	1978-81
20.	Kirk Haston	1,406	1999-01
21.	Jimmy Rayl	1,401	1961-63
22.	Andrae Patterson	1,365	1995-98

SCORING

23.	Uwe Blab	1,357	1982-85	86.	Jerry Thompson	611	1956-58
24.	Verdell Jones III	1,347	2009-12	87.	Todd Lindeman	608	1992,94-96
25.	Ted Kitchel	1,336	1979-83	88.	Robert Wilkinson	597	1958-60
26.	Jordan Hulls	1,318	2010-13	89.	Bobby Wilkerson	582	1974-76
27.	Tom Bolyard	1,299	1961-63	90.	Burke Scott	580	1953-55
28.	Joby Wright	1,272	1970-72	91.	Earl Schneider	573	1967-69
29.	Steve Green	1,265	1973-75	92.	Todd Jadlow	571	1986-89
30.	Tom VanArsdale	1,252	1963-65	93.	Hallie Bryant	568	1955-57
31.	Dick VanArsdale	1,240	1963-65		Gary Long	568	1959-61
32.	Steve Downing	1,220	1971-73	95.	Steve Bouchie	560	1979-83
33.	Tom Coverdale	1,217	2000-03	96.	Tom Pritchard	559	2009-12
34.	Jeff Newton	1,203	2000-03	97.	Peter Obremesky	546	1956-58
35.	Quinn Buckner	1,195	1973-76	98.	A.J. Ratliff	544	2004-08
36.	Cody Zeller	1,157	2011-13	99.	Devan Dumes	542	2009-10
37.	Victor Oladipo	1,117	2010-13	100.	Jarrad Odle	537	1999-02
38..	Marshall Strickland	1,106	2003-06				
39.	Vernon Payne	1,101	1966-68				
40.	Joe Cooke	1,099	1968-69				
41.	Bob Leonard	1,098	1952-54				
42.	Daryl Thomas	1,095	1984-87				
43.	Rick Calloway	1,073	1986-88				
44.	Jay Edwards	1,038	1988-89				
45.	Butch Joyner	1,030	1966-68				
46.	Jared Jeffries	1,008	2001-02				
47.	Matt Nover	978	1990-93				
48.	Isiah Thomas	968	1980-81				
49.	Luke Recker	954	1998-99				
50.	John Ritter	925	1971-73				
51.	Wayne Radford	922	1975-78				
52.	Neil Reed	920	1995-97				
53.	Ken Johnson	919	1968-70				
54.	John Laskowski	903	1973-75				
55.	Pat Graham	890	1990-91,93-94				
56.	Wally Choice	889	1954-56				
57.	Michael Lewis	887	1997-00				
58.	Jon P. McGlocklin	873	1963-65				
59.	Roderick Wilmont	866	2003-07				
60.	Dean Garrett	854	1987-88				
61.	William DeHeer	823	1967-69				
62.	Charlie Miller	810	1995-98				
63.	Kyle Hornsby	792	1999-03				
	Bill Garrett	792	1948-50				
65.	A.J. Moye	790	2001-04				
66.	Frank Radovich	782	1958-60				
67.	Will Sheehy	766	2010-13				
68.	Keith Smart	765	1987-88				
69.	Louis Watson	757	1947-50				
70.	Butch Carter	755	1977-80				
71.	Jim Thomas	751	1980-83				
72.	Dane Fife	736	1999-02				
73.	Joe Hillman	733	1985-88				
74.	James Harris	724	1970-71				
75.	George McGinnis	719	1971				
76.	Robert Vaden	715	2005-06				
77.	Lyndon Jones	688	1988-91				
	Landon Turner	688	1979-81				
79.	Eric Gordon	669	2007-08				
80.	Tom Abernathy	654	1973-76				
81.	Stephen Redenbaugh	652	1963-65				
82.	Arnon Bassett	635	2006-08				
83.	Jerome Bass	632	1960-62				
	Ralph Hamilton	632	1942-43,47				
	Stew Robinson	632	1983-86				

CAREER - BIG TEN GAMES

1.	Calbert Cheaney	1,556	1990-93
2.	A.J. Guyton	1,487	1997-00
3.	Steve Alford	1,469	1997-99
4.	Mike Woodson	1,279	1977-80
5.	Brian Evans	1,228	1993-96
6.	Don Schlundt	1,207	1952-55
7.	Damon Bailey	1,164	1991-94
8.	Alan Henderson	1,070	1992-95
9.	Greg Graham	1,061	1990-93
10.	Kent Benson	1,004	1974-77



Don Schlundt

SCORING

ANNUAL LEADERS (Avg.)									
Year	Player	G	Pts.	Avg.	Year	Player	G	Pts.	Avg.
1940	Paul Armstrong	23	203	8.8	1976	Scott May	32	752	23.5
1941	William Menke	20	176	8.8	1977	Mike Woodson	27	500	18.5
1942	Ed Denton	21	173	8.2	1978	Mike Woodson	29	577	19.9
1943	Ralph Hamilton	20	249	12.5	1979	Mike Woodson	34	714	21.0
1944	Paul Shields	21	178	8.5	1980	Isiah Thomas	29	423	14.6
1945	Al Kralovansky	21	193	9.2	1981	Isiah Thomas	34	545	16.0
1946	John Wallace	21	302	14.4	1982	Ted Kitchel	29	568	19.6
1947	Ralph Hamilton	20	267	13.4	1983	Randy Wittman	30	569	18.9
1948	Don Ritter	20	275	13.8	1984	Steve Alford	31	479	15.5
1949	Bill Garrett	22	220	10.0	1985	Steve Alford	32	580	18.1
1950	Bill Garrett	22	283	12.9	1986	Steve Alford	28	630	22.5
1951	Bill Garrett	22	289	13.1	1987	Steve Alford	34	749	22.0
1952	Don Schlundt	22	376	17.1	1988	Dean Garrett	29	467	16.1
1953	Don Schlundt	26	661	25.4	1989	Jay Edwards	34	680	20.0
1954	Don Schlundt	24	583	24.3	1990	Calbert Cheaney	29	495	17.1
1955	Don Schlundt	22	572	26.0	1991	Calbert Cheaney	34	734	21.6
1956	Wally Choice	22	463	21.0	1992	Calbert Cheaney	34	599	17.6
1957	Archie Dees	22	550	25.0	1993	Calbert Cheaney	35	785	22.4
1958	Archie Dees	24	613	25.5	1994	Damon Bailey	30	589	19.6
1959	Walt Bellamy	22	382	17.4	1995	Alan Henderson	31	729	23.5
1960	Walt Bellamy	24	537	22.4	1996	Brian Evans	31	658	21.2
1961	Walt Bellamy	24	522	21.8	1997	Andrae Patterson	30	410	13.7
1962	Jimmy Rayl	24	714	29.8	1998	A.J. Guyton	32	537	16.8
1963	Jimmy Rayl	24	608	25.3	1999	Luke Recker	34	546	16.1
1964	Dick VanArsdale	24	535	22.3	2000	A.J. Guyton	29	570	19.7
1965	Tom VanArsdale	24	441	18.4	2001	Kirk Haston	33	626	19.0
1966	Max Walker	23	380	16.5	2002	Jared Jeffries	36	539	15.1
1967	Butch Joyner	26	481	18.5	2003	Bracey Wright	30	490	16.2
1968	Vern Payne	24	354	14.8	2004	Bracey Wright	29	536	18.5
1969	Joe Cooke	24	523	21.8	2005	Bracey Wright	26	476	18.3
1970	Jim Harris	24	434	18.1	2006	Marco Killingsworth	31	531	17.1
1971	George McGinnis	24	719	29.9	2007	D.J. White	32	440	13.8
1972	Joby Wright	25	498	19.9	2008	Eric Gordon	32	669	20.9
1973	Steve Downing	28	563	20.1	2009	Devan Dumes	28	344	12.7
1974	Steve Green	28	467	16.7	2010	Verdell Jones III	31	463	14.9
1975	Steve Green	31	516	16.6	2011	Christian Watford	29	463	16.0
					2012	Cody Zeller	36	563	15.6
					2013	Cody Zeller	36	594	16.5



Cody Zeller

REBOUNDS

SINGLE GAME

1.	33	Walt Bellamy	Michigan	3/11/61
2.	28	Alan Henderson	Cincinnati	1/4/92
	28	Walt Bellamy	Wisconsin	3/6/61
4.	26	Steve Downing	Ball State	12/1/71
	26	Dick VanArsdale	Missouri	12/14/64
	26	Dick Neal	Wisconsin	1/7/56
7.	25	Steve Downing	Kentucky	12/11/71
	25	Archie Dees	Valparaiso	12/4/56
9.	23	Kent Benson	vs. Kentucky	3/22/75
	23	Steve Downing	BYU	12/28/71
	23	George McGinnis	at Michigan	1/16/71
	23	George McGinnis	at Northwestern	1/9/71
13.	22	D.J. White	at Michigan	1/8/08
14.	21	Steve Downing	Michigan	2/29/72
	21	Steve Downing	at Butler	12/22/71
	21	Ken Johnson	at Minnesota	2/22/69
	21	William DeHeer	at NC State	12/16/67
18.	20	Alan Henderson	Minnesota	2/8/95
	20	Steve Downing	at Illinois	2/22/72
	20	George McGinnis	N. Illinois	2/1/71
	20	George McGinnis	Kentucky	12/12/70
	20	Ken Johnson	Loyola	12/16/68
	20	Charlie Hall	Northwestern	1/29/62
24.	19	Cody Zeller	Central Conn.St.	12/8/12
	19	Alan Henderson	Butler	12/27/92
	19	Bobby Wilkerson	UCLA	3/27/76
	19	Steve Downing	at Minnesota	2/8/72
	19	Steve Downing	at Purdue	2/26/72
	19	George McGinnis	Minnesota	1/12/71
	19	Steve Downing	at Kansas St.	12/5/70
	19	Joe Cooke	at Minnesota	2/3/68
	19	Ken Johnson	Niagara	12/27/68
	19	Butch Joyner	at Loyola	12/27/66
	19	Ken Johnson	at Loyola	12/3/59
34.	18	Dean Garrett	E. Kentucky	12/15/88
	18	Ken Johnson	Wisconsin	2/17/70
	18	Joby Wright	at Notre Dame	12/15/70
	18	Ken Johnson	Minnesota	2/8/69
	18	William DeHeer	Minnesota	1/6/68
39.	17	D.J. White	at Wisconsin	1/31/08
	17	M. Killingsworth	Iowa	2/11/06
	17	Jared Jeffries	Penn State	1/17/01
	17	Alan Henderson	at Penn State	2/9/93
	17	Kent Benson	Notre Dame	12/14/76
	17	Scott May	at Iowa	2/8/75
	17	Steve Downing	at Northwestern	3/7/72
	17	Steve Downing	Iowa	3/6/71
	17	Steve Downing	Michigan	2/23/71
	17	George McGinnis	at Illinois	2/20/71
	17	George McGinnis	Ohio State	12/29/70
	17	George McGinnis	Butler	12/22/70
	17	William DeHeer	at N'western	2/27/68
	17	Ken Johnson	at St. Joseph's	12/29/68
	17	William DeHeer	at Illinois	3/4/67
54.	16	Jeff Newton	vs. Minnesota	3/4/03
	16	George Leach	vs. UMass	11/25/02
	16	Andrae Patterson	W. Michigan	12/12/97
	16	Alan Henderson	at Penn State	2/5/94
	16	Eric Anderson	Iowa State	12/23/89
	16	Chris Lawson	Iowa State	12/23/89
	16	Kent Benson	Michigan State	3/8/75
	16	Steve Downing	Wisconsin	1/15/72

16	Steve Downing	at Kansas	12/5/72
16	George McGinnis	at Wisconsin	3/1/71
16	Ken Johnson	at Ohio State	3/4/69
16	Ken Johnson	Northwestern	1/14/69
16	William DeHeer	Michigan	2/17/68
16	Ken Johnson	at LaSalle	12/28/68
16	William DeHeer	Wisconsin	2/11/67
16	Butch Joyner	at Oregon St.	12/28/66
16	Butch Joyner	N. Illinois	12/2/67
16	Charlie Hall	vs. Louisville	12/29/59

SEASON - ALL GAMES

1.	Walt Bellamy	428	1960-61
2.	Steve Downing	377	1971-72
3.	George McGinnis	352	1970-71
4.	Archie Dees	345	1957-58
5.	D.J. White	341	2007-08
6.	Walt Bellamy	335	1958-59
7.	Walt Bellamy	324	1959-60
8.	Archie Dees	317	1956-57
9.	Alan Henderson	308	1993-94
10.	Alan Henderson	302	1994-95
11.	Dick VanArsdale	298	1963-64
12.	Steve Downing	296	1972-73
13.	Tom VanArsdale	295	1963-64
14.	Ken Johnson	292	1968-69
15.	Cody Zeller	290	2012-13
16.	Kirk Haston	288	2000-01
	Dean Garrett	288	1986-87
18.	Kent Benson	286	1974-75
19.	Frank Radovich	285	1959-60
20.	Kent Benson	282	1975-76

SEASON - BIG TEN GAMES

1.	Walt Bellamy	247	1960-61
2.	Archie Dees	211	1957-58
	Steve Downing	211	1971-72
4.	Walt Bellamy	209	1958-59
5.	George McGinnis	202	1970-71
6.	Walt Bellamy	193	1959-60
	D.J. White	193	2007-08
8.	Alan Henderson	187	1994-95
9.	Alan Henderson	171	1993-94
	Kent Benson	171	1975-76
	Ken Johnson	171	1968-69

REBOUNDS

CAREER - ALL GAMES

1.	Alan Henderson	1,091	1992-95
2.	Walt Bellamy	1,087	1959-61
3.	Kent Benson	1,031	1974-77
4.	Archie Dees	914	1956-58
5.	Steve Downing	889	1971-73
6.	Ray Tolbert	874	1978-81
7.	Don Schlundt	860	1952-55
8.	Eric Anderson	825	1989-92
9.	Christian Watford	776	2010-13
10.	Brian Evans	750	1993-96
11.	D.J. White	748	2004-08
	Kirk Haston	748	1999-01
13.	Jeff Newton	737	2000-03
14.	Tom VanArsdale	723	1963-65
15.	Dick VanArsdale	719	1963-65
16.	Calbert Cheaney	710	1990-93
17.	Charles DeHeer	709	1967-69
18.	Ken Johnson	687	1968-70
	Andrae Patterson	687	1995-98
20.	Frank Radovich	659	1958-60
21.	Joby Wright	642	1970-72

CAREER - BIG TEN GAMES

1.	Walt Bellamy	649	1959-61
2.	Kent Benson	579	1974-77
3.	Alan Henderson	557	1992-94
4.	Steve Downing	491	1971-73
5.	Eric Anderson	466	1989-92

SEASON AVG. - ALL GAMES

1.	Walt Bellamy	17.8	1960-61
2.	Walt Bellamy	15.2	1958-59
3.	Steve Downing	15.1	1971-72
4.	George McGinnis	14.7	1970-71
5.	Archie Dees	14.4	1957-58
	Archie Dees	14.4	1956-57
7.	Walt Bellamy	13.5	1959-60
8.	Dick VanArsdale	12.4	1963-64
9.	Tom VanArsdale	12.3	1963-64
10.	Ken Johnson	12.2	1968-69

SEASON AVG. - BIG TEN GAMES

1.	Walt Bellamy	17.8	1960-61
2.	Walt Bellamy	15.2	1958-59
3.	Steve Downing	15.1	1971-72
4.	George McGinnis	14.7	1970-71
5.	Archie Dees	14.4	1957-58

ANNUAL LEADERS (Avg.)

Year	Player	G	Reb.	Avg.
1951	Bill Garrett	22	186	8.5
1952	Don Schlundt	22	158	7.2
1953	Charles Kraak	26	235	10.7
1954	Don Schlundt	24	267	11.1
1955	Don Schlundt	22	215	9.8
1956	Archie Dees	22	252	12.6
1957	Archie Dees	22	317	14.4
1958	Archie Dees	24	345	14.4
1959	Walt Bellamy	22	335	15.2
1960	Walt Bellamy	24	324	13.5
1961	Walt Bellamy	24	428	17.8
1962	Charley Hall	24	247	10.3

1963	Tom VanArsdale	24	223	9.3
1964	Dick VanArsdale	24	298	12.4
1965	Dick VanArsdale	24	208	8.7
1966	Butch Joyner	24	190	7.9
1967	Butch Joyner	26	272	10.5
1968	Bill DeHeer	24	250	10.4
1969	Ken Johnson	24	292	12.1
1970	Ken Johnson	24	252	10.5
1971	George McGinnis	24	352	14.7
1972	Steve Downing	25	377	15.1
1973	Steve Downing	28	296	10.6
1974	Kent Benson	27	222	8.2
1975	Kent Benson	32	286	8.9
1976	Kent Benson	32	282	8.8
1977	Kent Benson	23	241	10.8
1978	Ray Tolbert	29	201	6.9
1979	Ray Tolbert	34	241	7.1
1980	Ray Tolbert	29	208	7.2
1981	Ray Tolbert	35	224	6.4
1982	Jim Thomas	29	181	6.2
1983	Jim Thomas	30	159	5.3
1984	Uwe Blab	31	190	6.1
1985	Uwe Blab	33	207	6.3
1986	Andre Harris	29	162	5.6
1987	Dean Garrett	34	288	8.5
1988	Dean Garrett	29	246	8.5
1989	Eric Anderson	34	208	6.1
1990	Eric Anderson	29	202	7.0
1991	Eric Anderson	34	243	7.1
1992	Alan Henderson	33	238	7.2
1993	Alan Henderson	30	243	8.1
1994	Alan Henderson	30	308	10.3
1995	Alan Henderson	31	302	9.7
1996	Brian Evans	31	221	7.1
1997	Andrae Patterson	30	201	6.7
1998	Andrae Patterson	32	187	5.8
1999	Kirk Haston	34	220	6.5
2000	Kirk Haston	29	240	8.3
2001	Kirk Haston	33	288	8.7
2002	Jared Jeffries	36	273	7.6
2003	Jeff Newton	34	280	8.2
2004	A.J. Moye	29	186	6.4
2005	D.J. White	29	143	4.9
2006	Marco Killingsworth	31	242	7.8
2007	D.J. White	32	234	7.3
2008	D.J. White	33	341	10.3
2009	Tom Pritchard	31	197	6.4
2010	Christian Watford	31	187	6.0
2011	Christian Watford	29	156	5.4
2012	Cody Zeller	36	236	6.6
2013	Cody Zeller	36	290	8.1

ASSISTS

SINGLE-GAME

(All 10 assist games)

1.	15	Michael Lewis	at Iowa	2/28/98
	15	Keith Smart	vs. Auburn	3/14/87
3.	14	Stew Robinson	Marquette	3/24/85
	14	Isiah Thomas	vs. Maryland	3/14/81
	14	Bobby Wilkerson	at Michigan	1/10/76
	14	Quinn Buckner	at Illinois	2/18/74
7.	13	Tony Freeman	Northwestern	1/17/87
	13	Isiah Thomas	Iowa	1/17/80
	13	Bobby Wilkerson	Northwestern	1/5/76
10.	12	Tom Coverdale	at Alaska Anch.	11/21/01
	12	Jamal Meeks	Louisville	11/30/91
	12	Jamal Meeks	Kentucky	12/1/90
	12	Isiah Thomas	St. Joseph's	3/22/81
	12	Isiah Thomas	Tulane	12/15/81
	12	Quinn Buckner	Purdue	3/9/74
16.	11	Tom Coverdale	vs. E. Wash.	12/28/01
	11	Michael Lewis	Northwestern	1/13/99
	11	Michael Lewis	at Iowa	2/4/97
	11	Jamal Meeks	at Ohio State	2/17/91
	11	Jamal Meeks	at Illinois	2/4/90
	11	Isiah Thomas	Rutgers	12/28/80
	11	Ryan Tapak	vs. Ohio State	3/11/04
	11	Earl Calloway	vs. Penn State	3/3/07
24.	10	Kevin "Yogi" Ferrell vs. Sam Houston St	12/28/12	
	10	Jeremiah Rivers	N'western St.	11/28/09
	10	Jamarcus Ellis	Tennessee St.	12/3/07
	10	Earl Calloway	vs. Gonzaga	3/18/06
	10	Tom Coverdale	Northwestern	1/15/03
	10	Michael Lewis	Wisconsin	2/3/99
	10	Michael Lewis	Minnesota	1/31/98
	10	Luke Recker	San Francisco	12/20/98
	10	Michael Lewis	SW Mo. St.	12/27/97
	10	Michael Hermon	Iowa	3/12/95
	10	Damon Bailey	at Michigan	1/12/93
	10	Chris Reynolds	Minnesota	1/9/92
	10	Jamal Meeks	Butler	11/30/91
	10	Jamal Meeks	at Iowa State	12/21/90
	10	Jamal Meeks	at Iowa	3/11/89
	10	Joe Hillman	at Ohio State	3/1/89
	10	Jim Wisman	at Iowa	3/4/78
	10	Jim Wisman	vs. Furman	3/12/78
	10	Butch Carter	Davidson	12/18/78

SEASON - ALL GAMES

1.	Isiah Thomas	197	1980-81
2.	Tom Coverdale	178	2001-02
3.	Quinn Buckner	177	1974-75
4.	Bobby Wilkerson	171	1975-76
5.	Jamal Meeks	168	1990-91
6.	Tom Coverdale	163	2000-01
7.	Isiah Thomas	159	1979-80
8.	Randy Wittman	154	1978-79
9.	Michael Lewis	153	1998-99
10.	Tom Coverdale	152	2002-03
11.	Butch Carter	151	1978-79
12.	Michael Lewis	150	1996-97
	Quinn Buckner	150	1974-75
14.	Kevin "Yogi" Ferrell	147	2012-13
	Michael Lewis	147	1997-98

SEASON - BIG TEN GAMES

1.	Quinn Buckner	106	1974-75
2.	Bobby Wilkerson	105	1975-76
3.	Winston Morgan	101	1985-86
4.	Isiah Thomas	96	1979-80
5.	Jim Wisman	93	1976-77
6.	Randy Wittman	89	1978-79
7.	Michael Lewis	88	1998-99
	Isiah Thomas	88	1980-81
9.	Michael Lewis	87	1999-00
10.	Neil Reed	86	1995-96

CAREER - ALL GAMES

1.	Michael Lewis	545	1997-00
2.	Quinn Buckner	542	1973-76
3.	Tom Coverdale	500	2000-03
4.	Jamal Meeks	474	1989-92
	Damon Bailey	474	1991-94
6.	Randy Wittman	432	1979-83
7.	A.J. Guyton	403	1997-00
8.	Stew Robinson	391	1983-86
9.	Verdell Jones III	389	2009-12
10.	Steve Alford	385	1984-87
11	Jordan Hulls	366	2010-13
12.	Chris Reynolds	356	1990-93
	Isiah Thomas	356	1980-81
14.	Butch Carter	336	1977-80
15.	Brian Evans	332	1993-96
16.	Jim Wisman	325	1975-78
17.	Joe Hillman	323	1984-85, 86-89

CAREER - BIG TEN GAMES

1.	Michael Lewis	325	1997-00
2.	Quinn Buckner	313	1973-76
3.	Damon Bailey	260	1991-94
4.	Verdell Jones III	236	2009-12
5.	Jamal Meeks	224	1989-92
6.	Tom Coverdale	221	2000-03
7.	Jim Wisman	215	1975-78
8.	A.J. Guyton	200	1997-00
9.	Steve Alford	196	1984-87
10.	Brian Evans	196	1993-96
11.	Isiah Thomas	184	1980-81

SEASON AVG. - ALL GAMES

1.	Isiah Thomas	5.7	1980-81
2.	Quinn Buckner	5.5	1974-75
	Isiah Thomas	5.5	1979-80
4.	Quinn Buckner	5.4	1973-74
5.	Bobby Wilkerson	5.3	1975-76
	Michael Lewis	5.3	1999-00
7.	Jim Wisman	5.0	1976-77
8.	Jamal Meeks	4.9	1990-91
9.	Tom Coverdale	4.8	2001-02
	Tom Coverdale	4.8	2000-01

SEASON AVG. - BIG TEN GAMES

1.	Quinn Buckner	5.9	1973-74
	Quinn Buckner	5.9	1974-75
	Michael Lewis	5.9	1993-94
4.	Bobby Wilkerson	5.8	1975-76
5.	Winston Morgan	5.6	1985-86

ASSISTS

Year	Player	ANNUAL LEADERS (Avg.)			G	Assists	Avg.	Year	Player	G	Assists	Avg.
		G	Assists	Avg.								
1971	Jim Harris	24	72	3.0	1991	Jamal Meeks	34	168	4.9			
1972	Bootsie White	24	104	4.3	1992	Jamal Meeks	32	133	4.2			
1973	Quinn Buckner	28	82	2.9	1993	Damon Bailey	35	144	4.1			
1974	Quinn Buckner	28	150	5.4	1994	Damon Bailey	30	129	4.3			
1975	Quinn Buckner	32	177	5.5	1995	Brian Evans	31	101	3.9			
1976	Bobby Wilkerson	32	171	5.3	1996	Neil Reed	31	135	4.4			
1977	Jim Wisman	26	130	5.0	1997	A.J. Guyton	33	129	3.9			
1978	Jim Wisman	29	115	4.0	1998	Michael Lewis	32	150	4.7			
1979	Butch Carter	33	151	4.6	1999	Michael Lewis	33	147	4.6			
1980	Isiah Thomas	29	159	5.5	2000	Michael Lewis	29	153	5.3			
1981	Isiah Thomas	34	197	5.8	2001	Tom Coverdale	34	163	4.8			
1982	Jim Thomas	29	103	3.5	2002	Tom Coverdale	37	178	4.8			
1983	Tony Brown	29	116	4.0	2003	Tom Coverdale	34	152	4.5			
1984	Stew Robinson	30	104	3.5	2004	Marshall Strickland	29	78	2.7			
1985	Stew Robinson	29	134	4.6	2005	Marshall Strickland	28	94	3.4			
1986	Winston Morgan	29	133	4.6	2006	Robert Vaden	31	109	3.3			
1987	Steve Alford	34	123	3.6	2007	Earl Calloway	29	125	4.1			
1988	Joe Hillman	27	105	3.9	2008	Jamarcus Ellis	32	108	3.4			
1989	Joe Hillman	34	132	3.9	2009	Verdell Jones III	28	100	3.6			
1990	Jamal Meeks	28	106	3.8	2010	Jeremiah Rivers	31	106	3.4			
					2011	Jordan Hulls	32	94	2.9			
					2012	Jordan Hulls	36	120	3.3			
					2013	Kevin Ferrell	36	147	4.1			



Kevin "Yogi" Ferrell

STEALS

SINGLE GAME

(All 5-steal games)

9	Scott May	Michigan	2/7/76
8	Michael Lewis	Ohio State	12/18/99
8	Steve Alford	Butler	3/15/85
7	William Gladness	Syracuse	11/25/99
7	Jim Crews	UCLA	3/27/76
6	Victor Oladipo	Michigan State	1/27/13
6	Cody Zeller	N.M. State	3/15/12
6	Cody Zeller	Chattanooga	11/13/11
6	Earl Calloway	San Diego State	3/18/06
6	Robert Vaden	at W. Illinois	11/26/05
5	Victor Oladipo	Central Conn. St	12/8/12
5	Victor Oladipo	at Michigan State	2/19/13
5	Jamarcus Ellis	at Iowa	1/2/08
5	Jordan Crawford	Chicago State	12/29/07
5	Roderick Wilmont	vs. Lafayette	11/13/06
5	Dane Fife	Michigan State	3/8/02
5	Tom Coverdale	Louisville	2/9/02
5	Dane Fife	Miami	12/15/01
5	Jared Jeffries	Miami	12/15/01
5	Dane Fife	North Carolina	12/21/99
5	Dane Fife	Indiana State	12/11/99
5	Michael Lewis	Indiana State	12/11/99
5	Luke Recker	Drake	12/27/98
5	Dane Fife	San Francisco	12/20/98
5	Luke Recker	NE La. State	11/30/97
5	Brian Evans	Northwestern	2/4/96
5	A.J. Guyton	at DePaul	12/10/96
5	Alan Henderson	Purdue	2/12/95
5	Brian Evans	App. State	12/29/95
5	Alan Henderson	at Penn State	2/5/94
5	Alan Henderson	at Iowa	1/11/94
5	Alan Henderson	at Purdue	1/19/93
5	Alan Henderson	W. Kentucky	12/28/93
5	Brian Evans	Notre Dame	12/7/93
5	Chris Reynolds	Notre Dame	12/5/89
5	Isiah Thomas	Purdue	1/26/80
5	Isiah Thomas	Xavier	12/7/79
5	Isiah Thomas	Toledo	12/18/79
5	Isiah Thomas	Miami (Ohio)	12/1/79

SEASON - ALL GAMES

1.	Victor Oladipo	78	2012-13
2.	Isiah Thomas	74	1980-81
3.	Quinn Buckner	65	1975-76
4.	Isiah Thomas	62	1979-80
5.	Luke Recker	59	1998-99
6.	Tom Coverdale	57	2001-02
7.	Jared Jeffries	54	2001-02
	Tom Coverdale	54	2000-01
9.	Dane Fife	53	2001-02
	Mike Woodson	53	1978-79

SEASON - BIG TEN GAMES

1.	Randy Wittman	42	1978-79
2.	Victor Oladipo	36	2012-13
3.	Isiah Thomas	33	1980-81
4.	Greg Graham	32	1991-92
5.	Jamarcus Ellis	31	2007-08

CAREER - ALL GAMES

1.	Dane Fife	180	1999-2002
2.	Steve Alford	178	1984-87
3.	Victor Oladipo	161	2010-13
4.	Greg Graham	151	1990-93

5.	Alan Henderson	148	1992-95
6.	Mike Woodson	142	1977-80
7.	Tom Coverdale	137	2000-03
8.	Isiah Thomas	136	1980-81
9.	Chris Reynolds	135	1990-93
10.	Damon Bailey	132	1991-94

CAREER - BIG TEN GAMES

1.	Steve Alford	99	1984-87
2.	Tom Coverdale	89	2000-03
3.	Greg Graham	81	1990-93
	Alan Henderson	81	1992-95
5.	Damon Bailey	73	1991-94
6.	Victor Oladipo	71	2010-13
7.	Dane Fife	70	1999-2002
8.	Calbert Cheaney	67	1990-93
	A.J. Guyton	67	1997-99
10.	Isiah Thomas	60	1980-81

ANNUAL LEADERS (Avg.)

Year	Player	G	Steals	Avg.
1976	Quinn Buckner	32	65	2.0
1977	Mike Woodson	27	40	1.5
1978	Jim Wisman	29	40	1.4
1979	Mike Woodson	34	53	1.6
1980	Isiah Thomas	29	62	2.1
1981	Isiah Thomas	34	74	2.2
1982	Jim Thomas	29	38	1.3
1983	Jim Thomas	30	35	1.2
1984	Steve Alford	31	45	1.5
1985	Steve Alford	32	44	1.4
1986	Steve Alford	28	50	1.8
1987	Daryl Thomas	34	45	1.3
1988	Keith Smart	29	27	0.9
1989	Joe Hillman	34	42	1.2
1990	Calbert Cheaney	29	24	0.8
	Chris Reynolds	28	24	0.9
1991	Damon Bailey	34	39	1.1
1992	Chris Reynolds	33	49	1.5
1993	Greg Graham	35	47	1.3
1994	Damon Bailey	30	45	1.5
1995	Alan Henderson	31	42	1.4
1996	Brian Evans	31	43	1.4
1997	A.J. Guyton	33	40	1.2
1998	Luke Recker	32	48	1.5
1999	Luke Recker	33	59	1.8
2000	Dane Fife	27	49	1.8
2001	Tom Coverdale	34	54	1.6
2002	Tom Coverdale	37	57	1.5
2003	Tom Coverdale	34	26	0.8
2004	Marshall Strickland	29	31	1.1
2005	Robert Vaden	29	45	1.6
2006	Robert Vaden	31	38	1.3
2007	Roderick Wilmont	32	36	1.2
2008	Jamarcus Ellis	32	47	1.5
2009	Kyle Taber	31	28	1.1
2010	Jeremiah Rivers	31	41	1.3
2011	Jeremiah Rivers	32	34	1.1
	Victor Oladipo	32	34	1.1
2012	Cody Zeller	36	49	1.4
	Victor Oladipo	36	49	1.4
2013	Victor Oladipo	36	78	2.17

BLOCKED SHOTS

SINGLE GAME

(All 5 block games)

1.	10	Steve Downing	Michigan	2/23/71
2.	8	Dean Garrett	Iowa	3/12/88
	8	Dean Garrett	Montana St.	11/29/86
4.	7	George Leach	vs. Michigan	3/3/04
	7	Jeff Newton	vs. Iowa	3/9/02
	7	George Leach	Miami (Fla.)	12/15/01
	7	George Leach	vs. Texas	11/24/01
	7	Dean Garrett	Montana St.	12/11/87
	7	Dean Garrett	UNC-Wilm.	12/12/86
10.	6	George Leach	Kentucky	12/21/02
	6	George Leach	vs. Vanderbilt	12/9/02
	6	George Leach	vs. Maryland	12/3/02
	6	Jeff Newton	Wisconsin	2/13/02
	6	Jared Jeffries	Michigan State	1/8/02
	6	Jeff Newton	Illinois	2/22/00
	6	Larry Richardson	San Francisco	12/20/98
	6	Alan Henderson	Illinois	3/1/92
	6	Dean Garrett	Pennsylvania	12/28/87
	6	Dean Garrett	E. Kentucky	12/15/87
20.	5	Tom Pritchard	Evansville	11/21/10
	5	D.J. White	Purdue	1/10/07
	5	D.J. White	W. Michigan	12/20/06
	5	D.J. White	Indiana State	11/17/06
	5	D.J. White	vs. Minnesota	3/11/05
	5	D.J. White	Notre Dame	12/8/04
	5	D.J. White	North Carolina	12/1/04
	5	George Leach	Vanderbilt	11/24/03
	5	Jeff Newton	Illinois	1/18/03
	5	Jared Jeffries	Iowa	2/5/02
	5	Jared Jeffries	at Ohio State	1/19/02
	5	Jeff Newton	vs. Illinois	3/10/01
	5	Jared Jeffries	at Minnesota	1/20/01
	5	Jeff Newton	at Penn State	1/8/00
	5	Andrae Patterson	Evansville	12/21/96
	5	Eric Anderson	Michigan State	1/26/91
	5	Dean Garrett	Ohio State	3/5/88
	5	Dean Garrett	Illinois	2/29/88
	5	Dean Garrett	at Wisconsin	2/24/88
	5	Dean Garrett	Wisconsin	1/14/88
	5	Dean Garrett	Purdue	1/31/87
	5	Dean Garrett	Kentucky	12/5/87
	5	Dean Garrett	Miami (Ohio)	11/27/87
	5	Ray Tolbert	Minnesota	2/21/81

SEASON - ALL GAMES

1.	Dean Garrett	99	1987-88
2.	Dean Garrett	93	1986-87
3.	George Leach	79	2002-03
4.	D.J. White	73	2006-07
5.	Uwe Blab	72	1984-85
6.	Jeff Newton	70	2001-02
7.	Uwe Blab	69	1983-84
8.	D.J. White	64	2004-05
	Alan Henderson	64	1994-95
10.	Jeff Newton	56	2000-01
	Alan Henderson	56	1993-94

SEASON - BIG TEN GAMES

1.	Dean Garrett	54	1987-88
2.	Dean Garrett	51	1986-87
3.	Uwe Blab	36	1983-84
	George Leach	36	2003-04
5.	Alan Henderson	35	1994-95
	D.J. White	34	2004-05
6.	Jeff Newton	34	2001-02
	Andre Harris	34	1985-86

SEASON AVG. - ALL GAMES

1.	Dean Garrett	3.4	1987-88
2.	Dean Garrett	2.7	1986-87
3.	George Leach	2.5	2002-03
4.	D.J. White	2.3	2006-07
5.	D.J. White	2.2	2004-05
	George Leach	2.2	2003-04
	Uwe Blab	2.2	1984-85
	Uwe Blab	2.2	1983-84

SEASON AVG. - BIG TEN GAMES

1.	Dean Garrett	3.0	1987-88
2.	Dean Garrett	2.8	1986-87
3.	D.J. White	2.1	2004-05
	Jeff Newton	2.1	2001-02
5.	Jared Jeffries	2.0	2001-02
	Uwe Blab	2.0	1982-83

CAREER - ALL GAMES

1.	Jeff Newton	227	2000-03
2.	Alan Henderson	213	1992-95
3.	D.J. White	198	2007-08
4.	Uwe Blab	196	1982-85
5.	George Leach	194	2000-03
6.	Dean Garrett	192	1987-88
7.	Ray Tolbert	155	1978-81
8.	Eric Anderson	136	1989-92
9.	Andrae Patterson	127	1995-98
10.	Kirk Haston	104	1999-01

CAREER - BIG TEN GAMES

1.	Jeff Newton	118	2000-03
2.	Dean Garrett	105	1987-88
	Alan Henderson	105	1992-95
4.	Uwe Blab	100	1982-85
5.	Jeff Newton	90	2000-02
6.	D.J. White	88	2004-08
7.	George Leach	84	2000-03
8.	Andrae Patterson	77	1995-98
9.	Eric Anderson	75	1989-92
	Ray Tolbert	75	1978-81

BLOCKED SHOTS

ANNUAL LEADERS

Year	Player	G	Blocks	Avg.
1976	Kent Benson	32	39	1.2
1977	Kent Benson	23	28	1.2
1978	Ray Tolbert	29	39	1.3
1979	Ray Tolbert	34	45	1.3
1980	Ray Tolbert	29	33	1.1
1981	Ray Tolbert	38	35	0.9
1982	Uwe Blab	24	16	0.8
	John Flowers	29	16	0.6
1983	Uwe Blab	30	39	1.3
1984	Uwe Blab	31	69	2.2
1985	Uwe Blab	33	72	2.2
1986	Andre Harris	29	48	1.7
1987	Dean Garrett	34	93	2.7
1988	Dean Garrett	29	99	3.4
1989	Eric Anderson	34	33	0.9
1990	Eric Anderson	29	15	0.5
	Calbert Cheaney	29	15	0.5
1991	Eric Anderson	34	51	1.5
1992	Alan Henderson	33	50	1.5
1993	Alan Henderson	30	43	1.4
1994	Alan Henderson	30	56	1.9
1995	Alan Henderson	31	64	2.1
1996	Andrae Patterson	31	42	1.4
1997	Andrae Patterson	30	39	1.3
1998	Andrae Patterson	32	30	0.9
1999	Kirk Haston	34	28	0.8
2000	Jeff Newton	29	49	1.7
2001	Jeff Newton	33	56	1.7
2002	Jeff Newton	37	70	1.9
2003	George Leach	34	79	2.3
2004	George Leach	20	45	2.2
2005	D.J. White	29	64	2.2
2006	Marco Killingsworth	31	21	0.7
2007	D.J. White	32	73	2.3
2008	D.J. White	33	54	1.6
2009	Tom Pritchard	31	24	0.8
2010	Christian Watford	31	19	0.6
2011	Tom Pritchard	32	23	0.7
2012	Cody Zeller	36	42	1.2
2013	Cody Zeller	36	45	1.3



Uwe Blab led the team in blocked shots all four years of his career and is fourth on the career blocked shots list at Indiana.

FIELD GOALS

SINGLE GAME

Rank	FG-Att	Player	Opponent	Date
1.	23-48	Jimmy Rayl	Michigan St.	2/23/63
2.	20-39	Jimmy Rayl	Minnesota	1/27/62
3.	19-35	Steve Downing	Kentucky	12/9/72
	19-35	George McGinnis	N. Illinois	2/1/71
5.	18-27	Mike Woodson	at Wisconsin	3/3/79
	18-31	Steve Downing	Illinois	2/12/73
	18-36	George McGinnis	at Butler	12/22/71
	18-30	Steve Downing	at Illinois	2/20/71
9.	17-25	Steve Alford	Michigan	1/11/86
	17-24	Steve Green	Michigan	2/16/74
	17-25	George McGinnis	at N'western	12/29/71
	17-26	George McGinnis	N'western	2/27/71
13.	16-19	Alan Henderson	Iowa	11/29/96
	16-21	Randy Wittman	at Wisconsin	2/16/83
	16-26	Scott May	Michigan St.	2/26/76
	16-26	Kent Benson	at Michigan	2/9/76
	16-18	Kent Benson	Duke	1/10/76
18.	15-34	Marco Killingsworth	Duke	11/30/05
	15-24	Andrae Patterson	vs. Duke	11/29/96
	15-21	Alan Henderson	at Michigan St.	3/9/94
	15-21	Randy Wittman	Xavier	11/29/82
	15-26	Mike Woodson	Wisconsin	12/7/79
	15-23	Mike Woodson	at Michigan St.	2/24/77
	15-23	Kent Benson	at Michigan	2/5/77
	15-19	Mike Woodson	at Michigan	2/3/77
	15-22	Scott May	at Iowa	1/26/76
	15-24	Scott May	UCLA	11/29/75

SEASON - ALL GAMES

Rank	Player	FGM	Year
1.	Scott May	308	1975-76
2.	Calbert Cheaney	303	1992-93
3.	Calbert Cheaney	289	1990-91
4.	Alan Henderson	284	1994-95
5.	George McGinnis	283	1970-71
6.	Mike Woodson	265	1978-79
7.	Jimmy Rayl	254	1961-62
	Steve Alford	254	1985-86
9.	Steve Downing	246	1972-73
10.	Mike Woodson	242	1977-78

SEASON - BIG TEN GAMES

Rank	Player	FGM	Year
1.	Mike Woodson	169	1976-77
2.	Alan Henderson	167	1994-95
3.	George McGinnis	164	1970-71
4.	Steve Alford	163	1985-86
5.	Mike Woodson	154	1978-79

CAREER - ALL GAMES

Rank	Player	FGM	Year
1.	Calbert Cheaney	1018	1990-93
2.	Steve Alford	898	1984-87
3.	Mike Woodson	821	1977-80
4.	Alan Henderson	763	1992-95
5.	A.J. Guyton	747	1997-00
6.	Kent Benson	722	1974-77
7.	Don Schlundt	683	1952-55
8.	Scott May	666	1974-76
9.	Randy Wittman	649	1979, 1981-83
10.	Eric Anderson	635	1989-92

CAREER - BIG TEN GAMES

1.	Calbert Cheaney	538	1990-93
----	-----------------	-----	---------

2.	Mike Woodson	515	1977-80
3.	Steve Alford	505	1984-87
4.	Alan Henderson	421	1992-95
5.	A.J. Guyton	419	1997-00

ANNUAL LEADERS

Year	Player	G	FG Made
1955	Don Schlundt	22	169
1956	Wallace Choice	22	148
1957	Archie Dees	22	187
1958	Archie Dees	24	230
1959	Walter Bellamy	22	148
1960	Walter Bellamy	24	212
1961	Walter Bellamy	24	195
1962	Jimmy Rayl	24	254
1963	Jimmy Rayl	24	215
1964	Tom VanArsdale	24	196
1965	Tom VanArsdale	24	173
1966	Max Walker	23	157
1967	Harry Joyner	26	192
1968	Vernon Payne	24	136
1969	Joe Cooke	24	213
1970	James Harris	24	176
1971	George McGinnis	24	283
1972	Joby Wright	25	220
1973	Steve Downing	28	246
1974	Steve Green	28	206
1975	Scott May	30	204
1976	Scott May	32	308
1977	Mike Woodson	27	212
1978	Mike Woodson	29	242
1979	Mike Woodson	34	265
1980	Isiah Thomas	29	154
1981	Isiah Thomas	34	212
1982	Ted Kitchel	29	204
1983	Randy Wittman	30	236
1984	Steve Alford	31	171
1985	Steve Alford	32	232
1986	Steve Alford	28	254
1987	Steve Alford	34	241
1988	Dean Garrett	29	184
1989	Jay Edwards	34	218
1990	Calbert Cheaney	29	199
1991	Calbert Cheaney	34	289
1992	Calbert Cheaney	34	227
1993	Calbert Cheaney	35	303
1994	Alan Henderson	30	198
1995	Alan Henderson	31	284
1996	Brian Evans	31	212
1997	A.J. Guyton	33	157
1998	A.J. Guyton	32	188
1999	A.J. Guyton	34	198
2000	A.J. Guyton	29	204
2001	Kirk Haston	33	243
2002	Jared Jeffries	36	189
2003	Jeff Newton	34	171
2004	Bracey Wright	29	182
2005	Bracey Wright	26	150
2006	Robert Vaden	31	250
2007	D.J. White	32	170
2008	D.J. White	33	216
2009	Tom Pritchard	31	111
2010	Verdell Jones III	21	149
2011	Christian Watford	29	143
2012	Cody Zeller	36	200
2013	Cody Zeller	36	199

FIELD GOALS

SINGLE-GAME

Rank	Att.	Player	Opponent	Date
1.	48	Jimmy Rayl	Michigan St.	2/23/63
2.	39	Jimmy Rayl	Minnesota	1/27/62
3.	36	George McGinnis	at Butler	12/22/71
4.	35	Steve Downing	Kentucky	12/9/72
	35	George McGinnis	N. Illinois	2/1/71
6.	34	M. Killingsworth	Duke	11/30/05
7.	31	Steve Downing	Illinois	2/12/73
8.	28	Mike Woodson	Northwestern	2/26/77
9.	27	Mike Woodson	at Illinois	3/3/79
	27	Calbert Cheaney	Seton Hall	11/27/92
11.	26	Scott May	at Wisconsin	2/26/76
	26	Kent Benson	Michigan St.	2/9/76
	26	Mike Woodson	Xavier	12/7/79

SEASON - ALL GAMES

Rank	Player	Att.	Year
1.	George McGinnis	615	1970-71
2.	Scott May	584	1975-76
3.	Jimmy Rayl	580	1961-62
4.	Calbert Cheaney	552	1992-93
5.	Mike Woodson	532	1978-79
6.	Kirk Haston	518	2000-01
7.	Jimmy Rayl	516	1962-63
8.	Joe Cooke	511	1968-69
9.	Steve Alford	508	1986-87
10.	Bob Leonard	503	1952-53

SEASON - BIG TEN GAMES

Rank	Player	Att.	Year
1.	George McGinnis	354	1970-71
2.	Jimmy Rayl	346	1961-62
3.	Scott May	342	1975-76
4.	Jimmy Rayl	327	1962-63
5.	Joe Cooke	306	1968-69

CAREER - ALL GAMES

Rank	Player	Att.	Year
1.	Calbert Cheaney	1,820	1990-93
2.	Steve Alford	1,685	1984-87
3.	A.J. Guyton	1,642	1997-00
4.	Mike Woodson	1,626	1977-80
5.	Don Schlundt	1,497	1952-55
6.	Alan Henderson	1,413	1992-95
7.	Kent Benson	1,346	1974-77
8.	Bob Leonard	1,304	1952-54
9.	Scott May	1,297	1974-76
10.	Christian Watford	1,292	2010-13
11.	Brian Evans	1,262	1993-96
12.	Archie Dees	1,252	1956-58
13.	Randy Wittman	1,238	1979-83
14.	Eric Anderson	1,232	1989-92
15.	Jimmy Rayl	1,208	1961-63

CAREER - BIG TEN GAMES

Rank	Player	Att.	Year
1.	Calbert Cheaney	981	1990-93
2.	Mike Woodson	975	1975-80
3.	Steve Alford	971	1984-87
4.	A.J. Guyton	910	1997-00
5.	Don Schlundt	791	1952-55

ANNUAL LEADERS

Year	Player	G	FG Att
1955	Don Schlundt	22	377
1956	Archie Dees	22	332
1957	Archie Dees	22	440
1958	Archie Dees	24	480
1959	Herbert Lee	22	356
1960	Walt Bellamy	24	396
1961	Walt Bellamy	24	389
1962	Jimmy Rayl	24	580
1963	Jimmy Rayl	24	516
1964	Tom VanArsdale	24	452
1965	Tom VanArsdale	24	369
1966	Max Walker	23	336
1967	Vernon Payne	26	393
1968	Vernon Payne	24	354
1969	Joe Cooke	24	511
1970	James Harris	24	394
1971	George McGinnis	24	615
1972	Joby Wright	25	475
1973	Steve Downing	28	473
1974	Steven Green	28	378
1975	Scott May	30	400
1976	Scott May	32	584
1977	Mike Woodson	27	407
1978	Mike Woodson	29	462
1979	Mike Woodson	24	532
1980	Isiah Thomas	29	302
1981	Isiah Thomas	34	383
1982	Ted Kitchel	29	385
1983	Randy Wittman	30	236
1984	Steve Alford	31	289
1985	Steve Alford	32	431
1986	Steve Alford	28	457
1987	Steve Alford	34	508
1988	Dean Garrett	29	344
1989	Jay Edwards	34	460
1990	Calbert Cheaney	29	348
1991	Calbert Cheaney	34	485
1992	Calbert Cheaney	34	435
1993	Calbert Cheaney	35	552
1994	Damon Bailey	30	391
1995	Alan Henderson	31	476
1996	Brian Evans	31	474
1997	A.J. Guyton	33	361
1998	A.J. Guyton	32	402
1999	A.J. Guyton	34	435
2000	A.J. Guyton	29	444
2001	Kirk Haston	33	518
2002	Jared Jeffries	36	414
2003	Jeff Newton	34	396
2004	Bracey Wright	29	433
2005	Bracey Wright	26	363
2006	Marco Killingsworth	31	389
2007	Roderick Wilmont	32	339
2008	Eric Gordon	32	425
2009	Devan Dumes	27	265
2010	Verdell Jones III	31	373
2011	Christian Watford	29	339
2012	Christian Watford	36	339
2013	Cody Zeller	36	354

FIELD GOALS

SINGLE GAME

(Min. 7 attempts)

Pct.	Player	Opponent	Date
1.000 (9-9)	Will Sheehey	Purdue	2/16/13
1.000 (8-8)	Jared Jeffries	Wisconsin	2/24/01
1.000 (8-8)	Matt Nover	W. Michigan	12/12/92
1.000 (8-8)	Ricky Calloway	Minnesota	1/24/87
1.000 (8-8)	Mike Giomi	Northwestern	2/20/85
1.000 (7-7)	Tom Pritchard	Cornell	11/30/08
1.000 (7-7)	Chris Reynolds	Austin Peay	12/11/92
1.000 (7-7)	Mike Giomi	Miami (Ohio)	12/29/84
1.000 (7-7)	Stew Robinson	Wisconsin	2/9/84
1.000 (7-7)	Chuck Franz	Illinois	1/11/84
1.000 (7-7)	Uwe Blab	Minnesota	2/2/84
1.000 (7-7)	Tom Abernethy	S. Carolina	12/22/73

SEASON - ALL GAMES

Rank	Player	Pct.	Year
1.	Matt Nover	.628	1992-93
2.	Cody Zeller	.623	2011-12
3.	D.J. White	.605	2007-08
4.	Victor Oladipo	.599	2012-13
5.	Alan Henderson	.597	1994-95
6.	Calbert Cheaney	.596	1990-91
7.	Steve Alford	.592	1983-84
8.	Tom Pritchard	.590	2010-11
9.	Ray Tolbert	.588	1980-81
10.	Steve Green	.582	1974-75
11.	Wayne Radford	.579	1977-78
12.	Kent Benson	.578	1975-76
13.	D.J. White	.572	2004-05
	Calbert Cheaney	.572	1989-90
15.	Uwe Blab	.565	1984-85

16.	William Gladness	.563	1998-99
17.	Cody Zeller	.562	2012-13
18.	Daryl Thomas	.561	1985-86
	Tom Abernathy	.561	1975-76
20.	Steve Alford	.556	1985-86
21.	Calbert Cheaney	.549	1992-93
22.	Butch Carter	.547	1979-80
	Victor Oladipo	.547	2010-11
24.	Eric Anderson	.545	1988-89
	Steve Green	.545	1973-74

SEASON - BIG TEN GAMES

Rank	Player	Pct.	Year
1.	Tom Pritchard	.634	2010-11
2.	Ray Tolbert	.626	1980-81
3.	Cody Zeller	.616	2011-12
3.	Alan Henderson	.609	1994-95
4.	Steve Alford	.606	1983-84
	Kent Benson	.606	1975-76
6.	D.J. White	.603	2004-05
7.	D.J. White	.593	2007-08
8.	Greg Graham	.587	1992-93
9.	Uwe Blab	.586	1984-85
10.	Matt Roth	.585	2011-12
11.	Calbert Cheaney	.581	1990-91
12.	Victor Oladipo	.572	2012-13
13.	Steve Green	.561	1973-74
14.	Scott May	.558	1974-75
	Ted Kitchel	.558	1981-82



Will Sheehey made a school record nine-for-nine field goals at home against Purdue on Feb. 16, 2013.

FIELD GOALS

CAREER - ALL GAMES

Rank	Player	Pct.	Year
1.	Cody Zeller	.591	2012-13
2.	Matt Nover	.571	1990-93
3.	D.J. White	.562	2004-08
4.	Calbert Cheaney	.559	1990-93
5.	Wayne Radford	.553	1975-78
6.	William Gladness	.552	1998-99
7.	Todd Lindeman	.548	1992,94-96
8.	Daryl Thomas	.541	1984-87
9.	Alan Henderson	.540	1992-95
10.	Victor Oladipo	.538	2010-13
	Steve Green	.538	1973-75
	Dean Garrett	.538	1987-88
	Joe Hillman	.538	1985-89
14.	Kent Benson	.536	1974-77
15.	Isiah Thomas	.534	1980-81
16.	Landon Turner	.533	1979-81
	Tom Abernathy	.533	1973-76
	Steve Alford	.533	1984-87
19.	Ray Tolbert	.529	1978-81
20.	Tom Pritchard	.528	2009-12

CAREER - BIG TEN GAMES

Rank	Player	Pct.	Year
1.	William Gladness	.591	1998-99
2.	Cody Zeller	.573	2012-13
3.	D.J. White	.570	2004-08
4.	Todd Lindeman	.557	1992,94-96
5.	Calbert Cheaney	.549	1990-93
6.	Joe Hillman	.543	1985-89
7.	Kent Benson	.542	1974-77

ANNUAL LEADERS

Year	Player	G	Pct.
1953	Don Schlundt	26	.432
1954	Don Schlundt	24	.500
1955	Don Schlundt	22	.448
1956	Wally Choice	22	.510
1957	Dick Neal	19	.486
1958	Archie Dees	24	.479
1959	Walt Bellamy	22	.512
1960	Walt Bellamy	24	.535
1961	Walt Bellamy	24	.501
1962	Tom Bolyard	24	.443
1963	Tom Bolyard	24	.478
1964	Jon McGlocklin	24	.460
1965	Jon McGlocklin	23	.543
1966	Gary Grieger	22	.485
1967	Erv Inniger	17	.515
1968	Bill DeHeer	24	.504
1969	Kenny Johnson	24	.445
1970	Joe Cooke	12	.480
1971	Steve Downing	23	.505
1972	John Ritter	25	.510
1973	Steve Downing	28	.520
1974	Steve Green	28	.545
1975	Steve Green	31	.582
1976	Kent Benson	32	.578
1977	Mike Woodson	27	.521
1978	Wayne Radford	29	.579
1979	Ray Tolbert	34	.544
1980	Butch Carter	29	.547

1981	Ray Tolbert	35	.588
1982	Uwe Blab	24	.556
1983	Randy Wittman	30	.543
1984	Steve Alford	31	.592
1985	Uwe Blab	33	.565
1986	Daryl Thomas	26	.561
1987	Dean Garrett	34	.542
1988	Dean Garrett	29	.535
1989	Eric Anderson	34	.545
1990	Calbert Cheaney	29	.572
1991	Calbert Cheaney	34	.596
1992	Calbert Cheaney	34	.522
1993	Matt Nover	35	.628
1994	Todd Lindeman	29	.548
1995	Alan Henderson	31	.597
1996	Brian Evans	31	.447
1997	Andrae Patterson	30	.470
1998	William Gladness	32	.542
1999	William Gladness	33	.563
2000	Lynn Washington	29	.553
2001	Jeff Newton	33	.517
2002	Jarrad Odle	35	.540
2003	George Leach	32	.552
2004	Sean Kline	22	.500
2005	D.J. White	29	.572
2006	Marco Killingsworth	31	.542
2007	D.J. White	32	.512
2008	D.J. White	33	.605
2009	Kyle Taber	31	.509
2010	Tom Pritchard	31	.609
2011	Victor Oladipo	32	.547
2012	Cody Zeller	36	.623
2013	Victor Oladipo	36	.599



D.J. White

3-POINT FIELD GOALS

SINGLE GAME MADE

1.	9	Matt Roth	Ohio State	1/31/09
	9	Roderick Wilmont	at Northwestern	2/28/07
3.	8	Jordan Hulls	Northwestern	3/6/10
	8	Robert Vaden	at Iowa	1/24/06
	8	Neil Reed	Michigan	1/23/96
	8	Brian Evans	Chaminade	12/22/94
	8	Jay Edwards	Minnesota	2/4/88
	8	Steve Alford	Princeton	12/26/87
9.	7	Jordan Hulls	at Penn State	1/8/12
	7	Eric Gordon	Chattanooga	11/12/07
	7	Roderick Wilmont	at Penn State	1/13/07
	7	Mar. Strickland	Penn State	2/22/06
	7	A.J. Guyton	North Carolina	12/21/99
	7	A.J. Guyton	at Penn State	1/31/99
	7	A.J. Guyton	at Ohio State	1/9/99
	7	A.J. Guyton	Michigan	2/16/1997
	7	Steve Alford	Syracuse	3/30/87
	7	Steve Alford	Auburn	3/14/87
	7	Steve Alford	Wisconsin	1/15/87
20.	6	Jordan Hulls	Jacksonville	12/28/12
	6	Jordan Hulls	Chattanooga	11/13/11
	6	Jordan Hulls	FGCU	11/12/10
	6	Devan Dumes	at Northwestern	1/28/09
	6	Eric Gordon	Northwestern	2/3/08
	6	Armon Bassett	Connecticut	1/26/08
	6	Eric Gordon	W. Carolina	12/15/07
	6	Robert Vaden	at Ball State	3/13/05
	6	Bracey Wright	vs. Kentucky	12/11/04
	6	Bracey Wright	vs. Kentucky	12/20/03
	6	Mar. Strickland	vs. Morehead St.	12/23/03
	6	Bracey Wright	at North Texas	12/29/03
	6	Bracey Wright	at Michigan St.	1/31/04
	6	Tom Coverdale	Northwestern	1/15/03
	6	Bracey Wright	Minnesota	3/4/03
	6	Dane Fife	Illinois	1/26/02
	6	Tom Coverdale	Michigan State	1/8/02
	6	Dane Fife	at Alaska Anch.	11/21/01
	6	Tom Coverdale	Wisconsin	2/24/01
	6	Jay Edwards	at Ohio State	3/1/89
	6	Jay Edwards	at Northwestern	2/9/89
	6	Jay Edwards	North Carolina	12/25/88
	6	Jay Edwards	Illinois	2/29/88
	6	Jay Edwards	at Michigan	2/13/88

CONSECUTIVE GAMES W/ 3FG MADE

1.	A.J. Guyton	33	1997-98
2.	Jay Edwards	20	1988-89
3.	Steve Alford	17	1986-87
	Jay Edwards	17	1987-88
	Marshall Strickland	17	2003-04
	Robert Vaden	17	2005-06

SEASON - ALL GAMES

1.	Steve Alford	107	1986-87
2.	Jay Edwards	81	1988-89
	Robert Vaden	81	2005-06
4.	Jordan Hulls	80	2012-13
5.	A.J. Guyton	79	1997-98
6.	A.J. Guyton	76	1998-99
7.	Tom Coverdale	75	2002-03
8.	Jordan Hulls	72	2011-12
	Kyle Hornsby	72	2001-02
	A.J. Guyton	72	1999-00

SEASON - BIG TEN GAMES

1.	Steve Alford	54	1987
2.	Jay Edwards	52	1988
3.	Jay Edwards	48	1989
4.	A.J. Guyton	43	1999
5.	Tom Coverdale	41	2002
	A.J. Guyton	41	1998
	Robert Vaden	41	2006
8.	Jordan Hulls	40	2012
9.	Greg Graham	38	1993
	Eric Gordon	38	2008

CAREER - ALL GAMES

1.	A.J. Guyton	283	1997-00
2.	Jordan Hulls	254	2010-13
3.	Tom Coverdale	200	2000-03
4.	Marshall Strickland	188	2003-06
5.	Bracey Wright	186	2003-05
	Brian Evans	186	1993-96
7.	Kyle Hornsby	178	2000-03
8.	Damon Bailey	166	1991-94
9.	Christian Watford	164	2010-13
10.	Roderick Wilmont	150	1990-94

CAREER - BIG TEN GAMES

1.	A.J. Guyton	157	1997-00
2.	Jordan Hulls	134	2010-13
3.	Tom Coverdale	120	2000-03
4.	Brian Evans	114	1993-96
5.	Marshall Strickland	107	2003-06
6.	Jay Edwards	100	1988-89
7.	Damon Bailey	95	1991-94
8.	Christian Watford	89	2010-13
9.	Matt Roth	85	2009-12
10.	Greg Graham	84	1990-93

ANNUAL LEADERS

Year	Player	Games	3FG Made
1987	Steve Alford	34	107
1988	Jay Edwards	23	59
1989	Jay Edwards	34	81
1990	Calbert Cheaney	29	25
1991	Calbert Cheaney	34	43
1992	Damon Bailey	34	48
1993	Greg Graham	35	57
1994	Damon Bailey	30	47
1995	Brian Evans	31	58
1996	Brian Evans	31	62
1997	Neil Reed	33	57
1998	A.J. Guyton	32	79
1999	A.J. Guyton	34	76
2000	A.J. Guyton	29	72
2001	Tom Coverdale	34	52
2002	Kyle Hornsby	37	72
2003	Tom Coverdale	34	75
2004	Bracey Wright	29	70
2005	Bracey Wright	26	50
2006	Robert Vaden	31	81
2007	Roderick Wilmont	32	77
2008	Eric Gordon	32	70
2009	Devan Dumes	27	59
2010	Jordan Hulls	31	47
2011	Jordan Hulls	32	55
2012	Jordan Hulls	36	72
2013	Jordan Hulls	36	80

3-POINT FIELD GOALS

SINGLE GAME ATTEMPTS

Rank	Att	Player	Opponent	Date
1.	17	Rod Wilmont	at Penn State	1/13/07
2.	16	Eric Gordon	at Penn State	3/9/08
	16	A.J. Guyton	at Penn State	1/31/99
	16	A.J. Guyton	at Ohio State	1/9/99
5.	13	Rod Wilmont	at Northwestern	2/28/07
	13	Robert Vaden	Gonzaga	3/18/06
	13	Neil Reed	Santa Clara	12/14/96
	13	Bracey Wright	at Michigan St.	1/31/04
9.	12	Matt Roth	at Iowa	1/23/11
	12	Jordan Hulls	Northwestern	3/6/10
	12	Armon Bassett	at Penn State	3/9/08
	12	Rod Wilmont	at Iowa	2/3/07
	12	Robert Vaden	at Iowa	1/24/06
	12	Bracey Wright	vs. Kentucky	12/11/04
	12	Bracey Wright	at Connecticut	12/4/04
	12	A.J. Guyton	North Carolina	12/21/99
	12	A.J. Guyton	St. John's	3/13/99
	12	A.J. Guyton	Illinois	1/3/99
	12	A.J. Guyton	Michigan	1/21/97
	12	Tom Coverdale	Michigan	3/14/03
	12	Matt Roth	at Iowa	1/23/11

SEASON - ALL GAMES

Rank	Player	Att.	Year
1.	Tom Coverdale	215	2002-03
2.	Eric Gordon	208	2007-08
3.	Bracey Wright	204	2003-04
4.	Steve Alford	202	1986-87
5.	Robert Vaden	195	2005-06
	Roderick Wilmont	195	2006-07
7.	Tom Coverdale	189	2001-02
8.	A.J. Guyton	187	1998-99
9.	Jay Edwards	181	1988-89
10.	A.J. Guyton	180	1997-98
	Jordan Hulls	180	2012-13

SEASON - BIG TEN GAMES

1.	Eric Gordon	120	2007-08
2.	Steve Alford	108	1986-87
3.	A.J. Guyton	106	1998-99
4.	Bracey Wright	105	2003-04
5.	Robert Vaden	103	2005-06
6.	Roderick Wilmont	102	2006-07
	Marshall Strickland	102	2003-04

CAREER - ALL GAMES

Rank	Player	Att.	Years
1.	A.J. Guyton	684	1997-00
2.	Jordan Hulls	576	2010-13
3.	Tom Coverdale	555	2000-03
4.	Bracey Wright	532	2003-05
5.	Marshall Strickland	488	2003-06
6.	Brian Evans	456	1993-96
7.	Kyle Hornsby	430	2000-03
8.	Roderick Wilmont	423	2003-07
9.	Damon Bailey	380	1991-94
10.	Neil Reed	344	1995-97

CAREER - BIG TEN GAMES

Rank	Player	Att.	Year
1.	A.J. Guyton	370	1997-00
2.	Jordan Hulls	334	2010-13
3.	Marshall Strickland	281	2003-06
4.	Brian Evans	278	1993-96
5.	Tom Coverdale	274	2000-03
6.	Bracey Wright	240	2003-05
7.	Damon Bailey	222	1991-94
8.	Kyle Hornsby	198	2000-03
9.	Jay Edwards	188	1988-89
10.	Calbert Cheaney	177	1990-93

ANNUAL LEADERS

Year	Player	Games	3FG Att
1987	Steve Alford	34	202
1988	Jay Edwards	23	110
1989	Jay Edwards	34	181
1990	Calbert Cheaney	29	51
1991	Calbert Cheaney	34	91
1992	Damon Bailey	34	102
1993	Greg Graham	35	111
1994	Damon Bailey	30	111
1995	Brian Evans	31	159
1996	Brian Evans	31	158
1997	A.J. Guyton	33	145
1998	A.J. Guyton	32	180
1999	A.J. Guyton	34	187
2000	A.J. Guyton	29	172
2001	Tom Coverdale	34	146
2002	Tom Coverdale	37	189
2003	Tom Coverdale	34	215
2004	Bracey Wright	29	204
2005	Bracey Wright	26	152
2006	Robert Vaden	31	195
2007	Roderick Wilmont	32	195
2008	Eric Gordon	32	208
2009	Devan Dumes	27	155
2010	Jordan Hulls	31	117
2011	Jordan Hulls	32	133
2012	Jordan Hulls	36	146
2013	Jordan Hulls	36	180

3-POINT FIELD GOALS

SINGLE GAME

Rank	Pct.	Player	Opponent	Date
1.	1.000 (6-6)	Robert Vaden	at Ball St	12/30/06
2.	1.000 (5-5)	Devan Dumes	Iowa	2/4/09
	1.000 (5-5)	Kyle Hornsby	at Michigan	2/17/02
	1.000 (5-5)	Keith Smart	Ohio State	3/7/87
5.	.889 (8-9)	Jay Edwards	Minnesota	2/4/88
6.	.875 (7-8)	Steve Alford	Wisconsin	1/15/87
7.	.857 (6-7)	Dane Fife	Illinois	1/26/02
	.857 (6-7)	Damon Bailey	Iowa	2/9/92
	.857 (6-7)	Brian Evans	at Illinois	1/30/94
	.857 (6-7)	Pat Graham	Ohio State	2/2/94
	.857 (6-7)	Tom Coverdale	Wisconsin	2/24/01

SEASON - ALL GAMES

Rank	Player	Pct.	Year
1.	Pat Graham	.569	1993-94
2.	Matt Roth	.545	2011-12
3.	Jay Edwards	.536	1987-88
4.	Steve Alford	.530	1986-87
5.	Greg Graham	.514	1992-93
6.	Jordan Hulls	.493	2011-12
7.	Calbert Cheaney	.490	1989-90
8.	Christian Watford	.484	2012-13
9.	Dane Fife	.478	2001-02
10.	Calbert Cheaney	.473	1990-91

SEASON - BIG TEN GAMES

Rank	Player	Pct.	Year
1.	Matt Roth	.592	2011-12
2.	Jay Edwards	.571	1987-88
3.	Greg Graham	.535	1992-93
4.	Christian Watford	.515	2012-12
5.	Kyle Hornsby	.500	2001-02
	Steve Alford	.500	1986-87
	Brian Evans	.500	1993-94

CAREER - ALL GAMES

Rank	Player	Pct.	Year
1.	Steve Alford	.530	1986-87
2.	Jay Edwards	.481	1988-89
3.	Pat Graham	.480	1990-94
4.	Jordan Hulls	.441	2009-13
5.	Greg Graham	.439	1990-93
6.	Calbert Cheaney	.438	1990-93
7.	Damon Bailey	.437	1991-94
8.	Armon Basset	.435	2006-08
9.	Christian Watford	.424	2010-13
10.	Todd Leary	.423	1990,92-94

CAREER - BIG TEN GAMES

Rank	Player	Pct.	Year
1.	Jay Edwards	.531	1988-89
2.	Steve Alford	.500	1983-87
3.	Pat Graham	.491	1990,93-94
4.	Kyle Hornsby	.433	2000-02
5.	Damon Bailey	.428	1991-94

ANNUAL LEADERS

Year	Player	G.	Pct.
1987	Steve Alford	34	.530
1988	Jay Edwards	23	.536
1989	Joe Hillman	34	.581
1990	Calbert Cheaney	29	.490
1991	Calbert Cheaney	34	.473
1992	Damon Bailey	34	.471
1993	Greg Graham	35	.514
1994	Pat Graham	28	.569
1995	Brian Evans	31	.417
1996	Neil Reed	31	.455
1997	Neil Reed	33	.404
1998	A.J. Guyton	32	.439
1999	A.J. Guyton	34	.406
2000	A.J. Guyton	29	.419
2001	Kyle Hornsby	29	.426
2002	Dane Fife	37	.478
2003	Kyle Hornsby	34	.380
2004	A.J. Moye	29	.378
2005	A.J. Ratliff	26	.436
2006	Marshall Strickland	30	.479
2007	Armon Basset	32	.409
2008	Armon Basset	29	.454
2009	Devan Dumes	28	.373
2010	Jordan Hulls	31	.402
2011	Jordan Hulls	32	.414
2012	Matt Roth	34	.545
2013	Christian Watford	36	.484



Christian Watford

FREE THROWS

SINGLE GAME

Rank	FTM	Player	Opponent	Date
1.	26	Greg Graham	Purdue	2/21/93
2.	25	Don Schlundt	Ohio State	3/5/55
3.	22	Luke Recker	Michigan	2/21/99
4.	18	Ted Kitchel	Illinois	1/10/81
	18	Wally Choice	Notre Dame	1/30/56
6.	17	Isiah Thomas	Michigan	2/28/81
	17	Wayne Radford	Illinois	1/7/78
	17	Dick VanArsdale	Ohio State	2/8/64
	17	Archie Dees	at LaSalle	12/18/57
	17	Don Schlundt	Michigan	12/20/52

CONSECUTIVE MADE FREE THROWS (SINGLE GAME)

Rank	FTM	Player	Opponent	Date
1.	18	Ted Kitchel	Illinois	1/10/81
	18	Todd Jadlow	Iowa	1/30/89
3.	16	Don Schlundt	Michigan St.	1/17/55
4.	15	Don Schlundt	Kansas St.	12/21/54
	15	Don Schlundt	Ohio State	1/18/54
	15	Wally Choice	at Notre Dame	1/29/56
	15	Jimmy Rayl	Michigan	2/19/62

SEASON - ALL GAMES

Rank	Player	Made	Year
1.	Don Schlundt	249	1952-53
2.	Don Schlundt	234	1954-55
3.	Eric Gordon	231	2007-08
4.	Don Schlundt	229	1953-54
5.	Jimmy Rayl	206	1961-62
6.	Cody Zeller	196	2012-13
7.	Mike Woodson	184	1978-79
8.	Dick VanArsdale	179	1963-64
9.	Jimmy Rayl	178	1962-63
10.	Archie Dees	176	1956-57

SEASON - BIG TEN GAMES

Rank	Player	Made	Year
1.	Don Schlundt	175	1952-53
2.	Don Schlundt	157	1954-55
3.	Don Schlundt	153	1953-54
4.	Jimmy Rayl	150	1961-62
5.	Eric Gordon	128	2007-08

CONSECUTIVE MADE FREE THROWS (SEASON)

Rank	Player	Made	Year
1.	Jordan Hulls*	41	2010-11
2.	Pat Graham	38	1990-91
3.	Keith Smart	37	1987-88
4.	Christian Watford	33	2011-12
5.	Jimmy Rayl	32	1961-62
	John Ritter	32	1971-72

*Streak was active at the completion of the season. It ended at 58 on Nov. 27, 2011.

CAREER - ALL GAMES

Rank	Player	Made	Year
1.	Don Schlundt	826	1952-55
2.	Steve Alford	535	1984-87
3.	Christian Watford	504	2010-13
4.	Greg Graham	468	1990-93
5.	Alan Henderson	447	1992-95

6.	Archie Dees	432	1956-58
7.	Calbert Cheaney	429	1990-93
8.	Damon Bailey	427	1991-94
9.	Eric Anderson	424	1989-92
10.	Mike Woodson	419	1977-80

CAREER (BIG TEN GAMES)

Rank	Player	Made	Year
1.	Don Schlundt	465	1952-55
2.	Steve Alford	297	1984-87
3.	Jimmy Rayl	266	1961-63
4.	Calbert Cheaney	255	1990-93
	Greg Graham	255	1990-93



Jordan Hulls

FREE THROWS

ANNUAL LEADERS

Year	Player	G.	FTM
1955	Don Schlundt	22	234
1956	Wallace Choice	22	167
1957	Archie Dees	22	176
1958	Archie Dees	24	153
1959	Walt Bellamy	22	86
1960	Walt Bellamy	24	113
1961	Walt Bellamy	24	132
1962	Jimmy Rayl	24	206
1963	Jimmy Rayl	24	178
1964	Dick VanArsdale	24	179
1965	Dick VanArsdale	24	121
1966	Harry Joyner	24	70
1967	Harry Joyner	26	97
1968	Earl Schneider	24	90
1969	Ken Johnson	24	129
1970	James Harris	24	82
1971	George McGinnis	24	153
1972	John Ritter	25	96
1973	John Ritter	28	117
1974	John Laskowski	28	72
1975	Steven Green	31	110
1976	Scott May	32	136
1977	Kent Benson	23	108
1978	Wayne Radford	29	137
1979	Mike Woodson	34	184
1980	Isiah Thomas	29	115
1981	Isiah Thomas	34	121
1982	Ted Kitchel	29	160
1983	Ted Kitchel	24	104
1984	Steve Alford	31	137
1985	Steve Alford	32	116
1986	Steve Alford	28	122
1987	Steve Alford	34	160
1988	Dean Garrett	29	99
1989	Jay Edwards	34	163
1990	Eric Anderson	29	107
1991	Eric Anderson	34	115
1992	Greg Graham	34	140
1993	Greg Graham	35	160
1994	Damon Bailey	30	166
1995	Alan Henderson	31	159
1996	Brian Evans	31	203
1997	Neil Reed	33	146
1998	Andrae Patterson	32	88
1999	Luke Recker	34	118
2000	Kirk Haston	29	108
2001	Jared Jeffries	34	129
2002	Jared Jeffries	36	104
2003	Jeff Newton	34	154
2004	Bracey Wright	29	142
2005	Bracey Wright	26	126
2006	Marco Killingsworth	31	105
2007	D.J. White	32	100
2008	Eric Gordon	32	231
2009	Verdell Jones III	28	78
	Tom Pritchard	31	78
2010	Verdell Jones III	31	144
2011	Christian Watford	29	140
2012	Cody Zeller	36	163
2013	Cody Zeller	36	196

SINGLE GAME ATTEMPTS

Rank	Att	Player	Opponent	Date
1.	30	Don Schlundt	Ohio State	3/5/55
2.	28	Greg Graham	Purdue	2/19/93
3.	25	Luke Recker	Michigan	2/21/99
4.	23	Wally Choice	Notre Dame	1/30/56
5.	21	Isiah Thomas	Michigan	2/28/81
	21	Jimmy Rayl	Northwestern	1/29/62
	21	Archie Dees	LaSalle	12/18/57

SEASON - ALL GAMES

Rank	Player	Att	Year
1.	Don Schlundt	310	1952-53
2.	Don Schlundt	299	1954-55
3.	Don Schlundt	296	1953-54
4.	Eric Gordon	277	2007-08
5.	Cody Zeller	259	2012-13

SEASON - BIG TEN GAMES

Rank	Player	Att	Year
1.	Don Schlundt	213	1952-53
2.	Don Schlundt	193	1953-54
3.	Don Schlundt	190	1954-55

CAREER - ALL GAMES

Rank	Player	Att	Year
1.	Don Schlundt	1076	1952-55
2.	Alan Henderson	692	1992-95
3.	Christian Watford	616	2009-13
4.	Greg Graham	611	1990-93
5.	Steve Alford	596	1984-87
6.	Eric Anderson	578	1989-92
7.	Damon Bailey	566	1991-94
8.	Calbert Cheaney	543	1990-93
9.	Mike Woodson	537	1977-80
10.	Archie Dees	522	1956-58

CAREER - BIG TEN GAMES

Rank	Player	Att	Year
1.	Don Schlundt	596	1952-55
2.	Alan Henderson	350	1992-95
3.	Eric Anderson	341	1989-92

ANNUAL LEADERS

Year	Player	G.	FTA
1955	Don Schlundt	22	234
1956	Wallace Choice	22	235
1957	Archie Dees	22	209
1958	Archie Dees	24	153
1959	Walt Bellamy	22	141
1960	Walt Bellamy	24	161
1961	Walt Bellamy	24	204
1962	Jimmy Rayl	24	247
1963	Jimmy Rayl	24	178
1964	Dick VanArsdale	24	233
1965	Dick VanArsdale	24	142
1966	Harry Joyner	24	101
1967	Harry Joyner	26	140
1968	William DeHeer	24	124
1969	Ken Johnson	24	187
1970	Ken Johnson	24	122
1971	George McGinnis	24	249
1972	Steve Downing	25	136

FREE THROWS

1973	John Ritter	28	134
1974	John Laskowski	28	93
1975	Steven Green	31	138
1976	Scott May	32	174
1977	Kent Benson	23	144
1978	Wayne Radford	29	178
1979	Mike Woodson	34	241
1980	Isiah Thomas	29	149
1981	Isiah Thomas	34	163
1982	Ted Kitchel	29	183
1983	Ted Kitchel	24	121
1984	Steve Alford	31	150
1985	Uwe Blab	33	147
1986	D. Thomas	26	146
1987	Steve Alford	34	180
1988	Dean Garrett	29	142
1989	Jay Edwards	34	198
1990	Eric Anderson	29	147
1991	Eric Anderson	34	165
1992	Greg Graham	34	189
1993	Greg Graham	34	193
1994	Damon Bailey	30	207
	Alan Henderson	30	207
1995	Alan Henderson	31	251
1996	Brian Evans	31	203
1997	Neil Reed	33	171
1998	Andrae Patterson	32	111
1999	Luke Recker	34	158
2000	Kirk Haston	29	148
2001	Jared Jeffries	34	208
2002	Jared Jeffries	36	201
2003	Jared Jeffries	24	206
2004	Bracey Wright	29	180
2005	Bracey Wright	26	161
2006	Marco Killingsworth	31	173
2007	D.J. White	32	146
2008	Eric Gordon	32	277
2009	Tom Pritchard	31	135
2010	Verdell Jones III	31	190
2011	Christian Watford	29	166
2012	Cody Zeller	36	216
2013	Cody Zeller	36	259

SINGLE GAME

(Minimum 10 attempts)

Pct.	Player	Opponent	Date
1.000 (18-18)	Ted Kitchel	Illinois	1/10/81
1.000 (15-15)	Jimmy Rayl	Michigan	2/19/62
1.000 (15-15)	Don Schlundt	at Kansas St.	12/21/54
1.000 (14-14)	Eric Gordon	Chicago St.	12/29/07
1.000 (14-14)	Brian Evans	Minnesota	2/6/96
1.000 (14-14)	Damon Bailey	Ohio State	1/14/92
1.000 (14-14)	Don Schlundt	Minnesota	2/8/54
		35 times 10-10 or better—last time:	
1.000 (10-10)	Christian Watford	Sam Houston St.	11/15/12

SEASON - ALL GAMES

(Minimum 50 made)

Rank	Player	Pct.	Year
1.	Steve Alford	.921 (116-126)	1984-85
2.	Steve Alford	.913 (137-150)	1983-84
3.	Jordan Hulls	.912 (52-57)	2010-11
4.	Jay Edwards	.908 (69-76)	1987-88
5.	Jon McGlocklin	.900 (63-70)	1964-65
6.	Jordan Hulls	.899 (62-69)	2011-12
7.	Pat Graham	.893 (100-112)	1993-94
8.	Marshall Strickland	.890 (65-73)	2005-06
9.	Steve Alford	.889 (160-180)	1986-87
10.	Rick Ford	.883 (68-77)	1969-70

SEASON - BIG TEN GAMES

Rank	Player	Pct.	Year
1.	Jordan Hulls	1.000 (35-35)	2010-11
2.	Steve Alford	.935 (58-62)	1984-85
3.	Jay Edwards	.917 (66-72)	1987-88
4.	Ted Kitchel	.913 (63-69)	1982-83
5.	John Ritter	.908 (69-76)	1971-72
6.	Steve Alford	.905 (76-84)	1983-84

CAREER - ALL GAMES

Rank	Player	Pct.	Year
1.	Steve Alford	.898 (535-596)	1984-87
2.	John Ritter	.862 (257-298)	1971-73
3.	Jordan Hulls	.859 (176-205)	2010-13
4.	Ted Kitchel	.857 (359-419)	1980-83
5.	Keith Smart	.856 (154-180)	1987-88
6.	Pat Graham	.855 (276-323)	1990-94
7.	Todd Leary	.846 (99-117)	1990-94
8.	Jay Edwards	.845 (232-274)	1988-89
9.	Jimmy Rayl	.835 (395-473)	1961-63
10.	Eric Gordon	.834 (231-277)	2007-08

CAREER - BIG TEN GAMES

Rank	Player	Pct.	Year
1.	Steve Alford	.889 (297-334)	1984-87
2.	Ted Kitchel	.871 (230-264)	1980-83
3.	Jordan Hulls	.865 (115-133)	2010-13
4.	Jay Edwards	.850 (147-173)	1988-89
5.	Jimmy Rayl	.847 (266-314)	1961-63
6.	Archie Dees	.825 (329-399)	1956-58

FREE THROWS

ANNUAL LEADERS						
Year	Player	G.	Pct.			
1953	Don Schlundt	26	.803	1984	Steve Alford	.913
1954	Don Schlundt	24	.774	1985	Steve Alford	.921
1955	Don Schlundt	22	.783	1986	Steve Alford	.871
1956	Hallie Bryant	21	.831	1987	Steve Alford	.889
1957	Archie Dees	22	.842	1988	Jay Edwards	.908
1958	Samuel Gee	18	.889	1989	Jay Edwards	.823
1959	Herbie Lee	22	.741	1990	Greg Graham	.778
1960	Frank Radovich	24	.745	1991	Pat Graham	.850
1961	Walt Bellamy	24	.647	1992	Eric Anderson	.807
1962	Jimmy Rayl	24	.834	1993	Greg Graham	.825
1963	Jimmy Rayl	24	.873	1994	Pat Graham	.893
1964	Dick VanArsdale	24	.803	1995	Brian Evans	.783
1965	Jon McGlocklin	23	.900	1996	Brian Evans	.847
1966	Gary Grieger	22	.817	1997	Neil Reed	.854
1967	Jack Johnson	26	.855	1998	Michael Lewis	.832
1968	Earl Schneider	24	.769	1999	Michael Lewis	.789
1969	Joe Cooke	24	.758	2000	Dane Fife	.809
1970	Rick Ford	20	.883	2001	A.J. Moye	.737
1971	Jim Harris	24	.763	2002	A.J. Moye	.805
1972	John Ritter	25	.873	2003	Tom Coverdale	.821
1973	John Ritter	28	.873	2004	A.J. Moye	.789
1974	John Laskowski	28	.774	2005	Robert Vaden	.803
1975	Steve Green	31	.797	2006	Marshall Strickland	.890
1976	Scott May	32	.782	2007	Armon Bassett	.833
1977	Mike Woodson	27	.792	2008	Armon Bassett	.839
1978	Wayne Radford	29	.770	2009	Nick Williams	.738
1979	Mike Woodson	34	.763	2010	Christian Watford	.800
1980	Isiah Thomas	29	.772	2011	Jordan Hulls	.912
1981	Ted Kitchel	34	.854	2012	Jordan Hulls	.899
1982	Ted Kitchel	29	.874	2013	Christian Watford	.811
1983	Ted Kitchel	24	.859			



Christian Watford

DOUBLE-DOUBLES

SINGLE-SEASON - ALL GAMES

Rank	Player	Season	D-D
1.	Archie Dees	1957-58	23
2.	George McGinnis	1970-71	22
3.	Walt Bellamy	1960-61	21
4.	Steve Downing	1971-72	20
	Walt Bellamy	1958-59	20
6.	D.J. White	2007-08	18
	Alan Henderson	1993-94	18
	Walt Bellamy	1959-60	18
9.	Steve Downing	1972-73	17
	Ken Johnson	1968-69	17
	Butch Joyner	1966-67	17
	Dick VanArsdale	1963-64	17
	Tom VanArsdale	1963-64	17
	Archie Dees	1956-57	17

SINGLE-SEASON - BIG TEN GAMES

Rank	Player	Season	D-D
1.	Walt Bellamy	1958-59	14
	Archie Dees	1957-58	14
3.	George McGinnis	1970-71	13
4.	Steve Downing	1971-72	12
5.	D.J. White	2007-08	11
	Alan Henderson	1994-95	11
	Ken Johnson	1968-69	11
	Walt Bellamy	1960-61	11
	Walt Bellamy	1959-60	11
10.	Butch Joyner	1966-67	10
	Tom VanArsdale	1963-64	10
	Archie Dees	1956-57	10
	Archie Dees	1955-56	10

CAREER - ALL GAMES

Rank	Player	D-D
1.	Walt Bellamy	59
2.	Archie Dees	56
3.	Alan Henderson	49
4.	Kent Benson	42
5.	Steve Downing	43
6.	Tom VanArsdale	38
7.	Dick VanArsdale	34
	Ken Johnson	34
9.	Joby Wright	30
10.	Bill DeHeer	29
	Kirk Haston	29

CAREER - BIG TEN GAMES

Rank	Player	D-D
1.	Walt Bellamy	36
2.	Archie Dees	34
3.	Kent Benson	26
4.	Steve Downing	24
	Dick VanArsdale	24
6.	Alan Henderson	22
	Tom VanArsdale	22
8.	Ken Johnson	21
9.	Bill DeHeer	19
10.	Kirk Haston	18

CAREER 20pt-10reb PERFORMANCES (ALL GAMES)

1.	Archie Dees	42
2.	Walt Bellamy	36
3.	Steve Downing	24
	Alan Henderson	24
5.	George McGinnis	20
	Dick VanArsdale	20

CAREER 20pt-10reb PERFORMANCES (BIG TEN GAMES)

1.	Archie Dees	26
2.	Walt Bellamy	17
3.	Alan Henderson	15
4.	Dick VanArsdale	13
5.	George McGinnis	12

CAREER 30pt-10reb PERFORMANCES (ALL GAMES)

1.	Archie Dees	12
	George McGinnis	12
3.	Walt Bellamy	6
4.	Don Schlundt	5
5.	Steve Downing	4

CAREER 30pt-10reb PERFORMANCES (BIG TEN GAMES)

1.	Archie Dees	8
	George McGinnis	8
3.	Walt Bellamy	4
	Don Schlundt	4
5.	Mike Woodson	3

SEASON AVERAGES

Player	Points	Rebounds	Year
D.J. White	17.4 ppg.	10.3 rpg.	2007-08
Alan Henderson	17.1 ppg.	11.2 rpg.	1994-95
Alan Henderson	17.8 ppg.	10.3 rpg.	1993-94
Kent Benson	19.8 ppg.	10.5 rpg.	1976-77
Steve Downing	20.1 ppg.	10.6 rpg.	1972-73
Steve Downing	17.5 ppg.	15.1 rpg.	1971-72
George McGinnis	29.9 ppg.	14.7 rpg.	1970-71
Ken Johnson	14.7 ppg.	10.5 rpg.	1969-70
Ken Johnson	18.2 ppg.	12.2 rpg.	1968-69
Butch Joyner	18.5 ppg.	10.5 rpg.	1966-67
Dick VanArsdale	22.3 ppg.	12.4 rpg.	1963-64
Tom VanArsdale	21.3 ppg.	12.3 rpg.	1963-64
Walt Bellamy	21.8 ppg.	17.8 rpg.	1960-61
Walt Bellamy	22.4 ppg.	13.5 rpg.	1959-60
Frank Radovich	14.8 ppg.	11.9 rpg.	1959-60
Walt Bellamy	17.4 ppg.	15.2 rpg.	1958-59
Frank Radovich	12.5 ppg.	10.1 rpg.	1958-59
Archie Dees	25.5 ppg.	14.4 rpg.	1957-58
Archie Dees	25.0 ppg.	14.4 rpg.	1956-57
Dick Neal	12.5 ppg.	10.4 rpg.	1956-57
Archie Dees	17.4 ppg.	12.6 rpg.	1955-56
Don Schlundt	24.3 ppg.	11.1 rpg.	1953-54

FRESHMAN CLASS RECORDS

Points

Eric Gordon	2007-08	669
Cody Zeller	2012-13	594
Cody Zeller	2011-12	563
Mike Woodson	1976-77	500

Rebounds

Cody Zeller	2012-13	290
Alan Henderson	1991-92	238
Cody Zeller	2011-12	236
Jared Jeffries	2000-01	234

Assists

Isiah Thomas	1979-80	159
Kevin "Yogi"		
Ferrell	2012-13	147
A.J. Guyton	1996-97	129
Verdell Jones III	2008-09	100

Field Goals Made

Mike Woodson	1976-77	212
Cody Zeller	2011-12	200
Calbert Cheaney	1989-90	199
Cody Zeller	2012-13	199

Field Goals Attempted

Eric Gordon	2007-08	425
Mike Woodson	1976-77	407
Jared Jeffries	2000-01	371

Field Goal Pct. (100 Att. Minimum)

Cody Zeller	2011-12	.623 (200-321)
Victor Oladipo	2012-13	.599 (182-304)
Steve Alford	1983-84	.592 (171-289)
Cody Zeller	2012-13	.562 (199-354)

3-Point Field Goals Made

Eric Gordon	2007-08	70
Bracey Wright	2002-03	66
Jay Edwards	1987-88	59

3-Point Field Goal Attempts

Eric Gordon	2007-08	208
Bracey Wright	2002-03	176
Matt Roth	2008-09	153

3-Point Field Goal Pct. (50 Att. Minimum)

Jay Edwards	1987-88	.536 (59-110)
Calbert Cheaney	1989-90	.490 (25-51)
Maurice Creek	2009-10	.448 (30-67)

Free Throws Made

Eric Gordon	2007-08	231
Cody Zeller	2011-12	163
Steve Alford	1983-84	137

Free Throws Attempted

Eric Gordon	2007-08	277
Cody Zeller	2012-13	259
Cody Zeller	2011-12	216
Jared Jeffries	2000-01	208

Free Throw Pct. (50 Att. Minimum)

Steve Alford	1983-84	.913 (137-150)
Jay Edwards	1987-88	.908 (69-76)
A.J. Guyton	1996-97	.851 (80-84)

Steals

Isiah Thomas	1979-80	62
Cody Zeller	2011-12	49
Luke Recker	1997-98	48

Blocks

D.J. White	2004-05	64
Alan Henderson	1991-92	50
Jeff Newton	1999-00	49



Eric Gordon

SOPHOMORE CLASS RECORDS

Points

Calbert Cheaney	1990-91	734
George McGinnis	1970-71	719
Jay Edwards	1988-89	680

Rebounds

Walt Bellamy	1958-59	382
George McGinnis	1970-71	352
Cody Zeller	2012-13	290

Assists

Isiah Thomas	1980-81	197
Tom Coverdale	2000-01	163
Quinn Buckner	1973-74	150
Michael Lewis	1997-98	150

Field Goals Made

Calbert Cheaney	1990-91	289
George McGinnis	1970-71	283
Mike Woodson	1977-78	242

Field Goals Attempted

George McGinnis	1970-71	615
Calbert Cheaney	1990-91	485
Don Schlundt	1952-53	477

Field Goal Pct. (100 Att. Minimum)

Calbert Cheaney	1990-91	.596 (289-485)
Todd Leary	1991-92	.588 (30-51)
Chris Lawson	1990-91	.580 (40-69)

3-Point Field Goals Made

Jay Edwards	1988-89	81
Robert Vaden	2005-06	81
A.J. Guyton	1997-98	79

3-Point Field Goals Attempts

Bracey Wright	2003-04	204
Jay Edwards	1988-89	181
A.J. Guyton	1997-98	180

3-Point Field Goal Pct. (50 Att. Minimum)

Calbert Cheaney	1990-91	.473 (43-91)
Damon Bailey	1991-92	.471 (40-102)
Brian Evans	1993-94	.457 (43-94)

Free Throws Made

Don Schlundt	1952-53	249
Cody Zeller	2012-13	196
Jay Edwards	1988-89	163

Free Throws Attempted

Don Schlundt	1952-53	310
Cody Zeller	2012-13	259
George McGinnis	1970-71	249

Free-Throw Pct. (50 Att. Minimum)


Steve Alford	1984-85	.921 (116-126)
Jordan Hulls	2010-11	.912 (52-57)
Rick Ford	1969-70	.883 (68-77)

Steals

Isiah Thomas	1980-81	74
Luke Recker	1998-99	59
Tom Coverdale	2000-01	54

Blocks

Jeff Newton	2000-01	56
George Leach	2001-02	48
Jared Jeffries	2001-02	46



Cody Zeller

JUNIOR CLASS RECORDS

Points

Mike Woodson	1978-79	714
Jimmy Rayl	1961-62	714
Steve Alford	1985-86	630

Rebounds

Steve Downing	1971-72	377
Walt Bellamy	1959-60	324
Alan Henderson	1993-94	308

Assists

Tom Coverdale	2001-02	178
Quinn Buckner	1974-75	177
Jamal Meeks	1990-91	168

Field Goals Made

Mike Woodson	1978-79	265
Steve Alford	1985-86	254
Kirk Haston	2000-01	243

Field Goals Attempted

Jimmy Rayl	1961-62	580
Mike Woodson	1978-79	532
Bob Leonard	1952-53	503

Field Goal Pct. (100 Att. Minimum)

Victor Oladipo	2012-13	.599 (182-304)
Kent Benson	1975-76	.578 (237-410)
Joe Hillman	1987-88	.576 (76-132)

3-Point Field Goals Made

A.J. Guyton	1998-99	76
Jordan Hulls	2011-12	72
Kyle Hornsby	2001-02	72
Tom Coverdale	2001-02	70

3-Point Field Goal Attempts

Tom Coverdale	2001-02	189
A.J. Guyton	1998-99	187
Kyle Hornsby	2001-02	161

3-Point Pct. (50 Att. Minimum)

Jordan Hulls	2011-12	.493 (72-146)
Kyle Hornsby	2001-02	.447 (72-161)
Christian Wattford	2011-12	.437 (52-119)

Free Throws Made

Don Schilundt	1953-54	229
Jimmy Rayl	1961-62	206
Mike Woodson	1978-79	184

Free Throws Attempted

Don Schilundt	1953-54	296
Jimmy Rayl	1961-62	247
Mike Woodson	1978-79	241

Free-Throw Pct. (50 Att. Minimum)

Jordan Hulls	2011-12	.899 (62-69)
Ted Kitchel	1981-82	.874 (160-183)
John Ritter	1971-72	.873 (96-110)

Steals

Victor Oladipo	2012-13	78
Tom Coverdale	2001-02	57
Steve Alford	1995-96	50
Chris Reynolds	1991-92	49

Blocks

Dean Garrett	1986-87	93
George Leach	2002-03	79
D.J. White	2006-07	73



Mike Woodson

SENIOR CLASS RECORDS

Points

Calbert Cheaney	1992-93	785
Scott May	1975-76	752
Steve Alford	1986-87	749

Rebounds

Walt Bellamy	1960-61	428
D.J. White	2007-08	341
Alan Henderson	1994-95	302

Assists

Bob Wilkerson	1975-76	171
Butch Carter	1979-80	159
Michael Lewis	1999-00	153

Field Goals Made

Scott May	1975-76	308
Calbert Cheaney	1992-93	303
Alan Henderson	1994-95	284

Field Goals Attempted

Scott May	1975-76	584
Calbert Cheaney	1992-93	552
Jimmy Rayl	1962-63	516

Field Goal Pct. (100 Att. Minimum)

Matt Nover	1992-93	.628 (147-234)
Todd Lindeman	1995-96	.618 (89-144)
D.J. White	2007-08	.605 (216-357)

3-Point Field Goals Made

Steve Alford	1986-87	107
Jordan Hulls	2012-13	80
Tom Coverdale	2002-03	75

3-Point Attempts

Tom Coverdale	2002-03	215
Steve Alford	1986-87	202
Roderick Wilmont	2006-07	195

3-Point Pct. (50 Att. Minimum)

Pat Graham	1993-94	.569 (41-72)
Steve Alford	1986-87	.530 (107-202)
Greg Graham	1992-93	.514 (57-111)

Free Throws Made

Don Schlundt	1954-55	234
Jimmy Rayl	1962-63	178
Brian Evans	1995-96	172

Free Throws Attempted

Don Schlundt	1954-55	299
Alan Henderson	1994-95	251
Damon Bailey	1993-94	207

Free-Throw Pct. (50 Att. Minimum)


Jon McGlocklin	1964-65	.900 (63-70)
Pat Graham	1993-94	.893 (100-112)
Sam Gee	1957-58	.889 (48-54)

Steals

Dane Fife	2001-02	53
Greg Graham	1992-93	47
Daryl Thomas	1986-87	45
Damon Bailey	1993-94	45

Blocks

Dean Garrett	1987-88	99
Uwe Blab	1984-85	72
Alan Henderson	1994-95	64



Calbert Cheaney

GAMES PLAYED

GAMES PLAYED - SEASON

1.	Tom Coverdale	37	2001-02
	Dane Fife	37	2001-02
	A.J. Moyer	37	2001-02
	Donald Perry	37	2001-02
	Jeff Newton	37	2001-02
6.	Cody Zeller	36	2012-13
	Victor Oladipo	36	2012-13
	Christian Watford	36	2012-13
	Jordan Hulls	36	2012-13
	Will Sheehey	36	2012-13
	Kevin "Yogi" Ferrell	36	2012-13
	Remy Abell	36	2012-13
	Victor Oladipo	36	2011-12
	Christian Watford	36	2011-12
	Cody Zeller	36	2011-12
	Jordan Hulls	36	2011-12
	Tom Pritchard	36	2011-12

GAMES PLAYED - CAREER

1.	Jordan Hulls	135	2010-13
2.	Randy Wittman	133	1979, 1981-83
	Jeff Newton	133	2000-03
4.	Christian Watford	132	2010-13
	Calbert Cheaney	132	1990-93
	Greg Graham	132	1990-93
	Damon Bailey	132	1991-94
8.	Eric Anderson	131	1989-92
	Dane Fife	131	1999-02
10.	Tom Pritchard	130	2009-12
11.	Matt Nover	129	1990-93
	Chris Reynolds	129	1990-93
	Jamal Meeks	129	1989-92
	A.J. Moyer	129	2001-04

GAMES STARTED - SEASON

1.	Dane Fife	37	2001-02
2.	Cody Zeller	36	2012-13
	Victor Oladipo	36	2012-13
	Jordan Hulls	36	2012-13
	Kevin "Yogi" Ferrell	36	2012-13
	Jordan Hulls	36	2011-12
	Cody Zeller	36	2011-12
	Christian Watford	36	2011-12
	Jared Jeffries	36	2001-02
10.	Christian Watford	35	2012-13
	Calbert Cheaney	35	1992-93
	Matt Nover	35	1992-93
13.	Victor Oladipo	34	2011-12
	Calbert Cheaney	34	1990-91
	Joe Hillman	34	1988-89
	Steve Alford	34	1986-87
	Daryl Thomas	34	1986-87
	Eric Anderson	34	1990-91
	A.J. Guyton	34	1998-99
	Tom Coverdale	34	2002-03
	Jeff Newton	34	2002-03

GAMES STARTED - CAREER

1.	Christian Watford	130	2010-13
	Calbert Cheaney	130	1990-93
3.	Randy Wittman	125	1979,81-83
4.	Steve Alford	124	1984-87
5.	A.J. Guyton	122	1997-99
6.	Jordan Hulls	121	2010-13
7.	Eric Anderson	118	1989-92



Jordan Hulls set a new Indiana record for games played in a career with 135 during the 2012-13 season.

TEAM STREAKS

ROAD WINNING STREAK

No.	Began	Ended
20	12/4/74	3/1/76
9	3/3/90	2/7/91
8	12/22/52	2/28/53

ROAD LOSING STREAK

No.	Began	Ended
17	1/30/10	11/16/11
15	3/2/08	1/21/10
12	1/16/68	11/11/69
10	12/18/54	2/28/55
10	2/25/63	2/15/64
9	12/13/69	3/7/70
8	1/31/14	1/18/15

OVERALL WINNING STREAK

No.	Began	Ended
34	Mar. 15, 1974 vs. Tennessee (N), 73-71	Mar. 22, 1975 vs. Kentucky, 90-92
33	Nov. 29, 1975 vs. UCLA (N), 84-64	Dec. 1, 1976 at Toledo, 57-59
17	Dec. 20, 1952 vs. Michigan, 88-60	Mar. 7, 1953 at Minnesota, 63-65
17	Mar. 7, 1942 vs. Ohio State, 48-23	Feb. 15, 1943 at Wisconsin, 53-57
14	Nov. 28, 1990 at Notre Dame, 70-67	Jan. 21, 1991 vs. Ohio State, 85-93
14	Jan. 11, 1960 at Michigan, 77-72	Dec. 10, 1960 at Detroit, 79-81
13	Nov. 27, 2007 vs. Georgia Tech, 83-79	Jan. 26, 2008 vs. Connecticut, 68-63
13	Jan. 6, 1993 vs. Iowa, 75-67	Feb. 23, 1993 at Ohio State, 77-81 (OT)
13	Dec. 10, 1991 vs. Vanderbilt, 88-51	Feb. 1, 1992 at Michigan St., 60-76
13	Dec. 9, 1988 vs. VCU (N), 85-68	Jan. 28, 1989 at Illinois, 65-75
12	Nov. 11, 2011 vs. Stony Brook, 96-66	Dec. 28, 2011 at Michigan St., 65-80
12	Feb. 21, 1981 vs. Minnesota, 74-63	Dec. 8, 1982 at Kentucky, 69-85
12	Jan. 8, 1974 at Miami (Ohio), 71-58	Mar. 2, 1974 at Ohio State, 79-85
12	Feb. 24, 1951 vs. Purdue, 68-53	Jan. 7, 1952 at Ohio State, 72-73
12	Feb. 17, 1936 vs. Michigan, 37-23	Jan. 11, 1938 vs. Illinois, 31-40
11	Dec. 12, 1986 vs. UNC Wilmington, 73-72	Jan. 22, 1987 at Iowa, 88-101
11	Mar. 9, 1953 vs. Iowa, 68-61	Dec. 22, 1953 vs. Oregon State (N), 51-67
10	Nov. 25, 1989 vs. Miami (Ohio), 77-66	Jan. 4, 1990 at Ohio State, 67-69
10	Nov. 27, 1982 vs. Ball State, 91-75	Jan. 8, 1983 at Ohio State, 67-70
10	Mar. 9, 1964 vs. Northwestern, 76-68	Jan. 4, 1965 at Illinois, 81-86
10	Dec. 5, 1949 vs. Wabash, 64-33	Jan. 9, 1950 at Michigan, 67-69
10	Mar. 2, 1940 at Purdue, 51-45	Dec. 27, 1940 at USC, 39-41
10	Jan. 9, 1939 at Illinois, 29-28	Feb. 27, 1939 at Purdue, 34-45

SINGLE-SEASON WINNING STREAK

No.	Began	Ended
32	Nov. 29, 1975 vs. UCLA (N), 84-64	Mar. 29, 1976 vs. Michigan, 86-68 (Finals)
31	Nov. 30, 1974 vs. Tennessee Tech, 113-60	Mar. 22, 1975 vs. Kentucky, 90-92
17	Dec. 20, 1952 vs. Michigan, 88-60	Mar. 7, 1953 at Minnesota, 63-65
14	Nov. 28, 1990 at Notre Dame, 70-67	Jan. 21, 1991 vs. Ohio State, 85-93
13	Nov. 27, 2007 vs. Georgia Tech, 83-79	Jan. 26, 2008 vs. Connecticut, 68-63
13	Jan. 6, 1993 vs. Iowa, 75-67	Feb. 23, 1993 at Ohio State, 77-81 (OT)
13	Dec. 10, 1991 vs. Vanderbilt, 88-51	Feb. 1, 1992 at Michigan State, 60-76
13	Dec. 9, 1988 vs. VCU, 85-68	Jan. 28, 1989 at Illinois, 65-75

BIG TEN WINNING STREAK

No.	Began	Ended
37	Mar. 9, 1974 vs. Purdue, 80-79	Jan. 6, 1977 vs. Purdue, 63-80
20	Feb. 23, 1952 at Wisconsin, 63-48	Mar. 7, 1953 at Minnesota, 63-65
13	Jan. 6, 1993 vs. Iowa, 75-67	Feb. 23, 1993 at Ohio State, 77-81 (OT)

HOME WINNING STREAK

No.	Began	Ended
56	Feb. 24, 1991 vs. Michigan, 112-79	Jan. 24, 1995 vs. Michigan, 52-65
33	Jan. 15, 1986 vs. Ohio State, 69-66	Jan. 24, 1988 vs. Michigan, 60-72
31	Dec. 22, 1973 vs. South Carolina, 84-71	Dec. 6, 1976 vs. Kentucky, 51-66
25	Dec. 5, 1938 vs. Ball State, 54-28	Feb. 24, 1941 vs. Wisconsin, 30-38
23	Feb. 25, 1952 vs. Ohio State, 95-80	Feb. 22, 1954 vs. Iowa, 64-82

BIGGEST WINS

Margin	Opponent (Site)	Score	Date
65	Notre Dame (H)	94-29	Dec. 18, 1971 (AH Dedication)
57	Howard (H)	107-50	Dec. 19, 2011
56	Drake (H)	102-46	Dec. 27, 1998
54	Sam Houston State	99-45	Nov. 15, 2012
53	Wisconsin (H)	114-61	Jan. 31, 1976
53	Iowa (H)	102-49	Jan. 11, 1975
53	Tennessee Tech (H)	113-60	Nov. 30, 1974
52	San Francisco (H)	106-54	Dec. 20, 1998
52	Michigan State (A)	107-55	Jan. 4, 1975
52	Earlham (H)	93-41	Feb. 8, 1946
52	Central College (H)	61-9	Feb. 9, 1917

BIGGEST LOSSES

Margin	Opponent (Site)	Score	Date
50	Minnesota (A)	56-106	Feb. 27, 1994
48	Michigan (A)	64-112	Feb. 22, 1998
47	Purdue (A)	16-62	Mar. 1, 1910

TEAM RECORDS

POINTS			
Game			
1.	122	at Ohio State	1959
	122	Notre Dame	1962
3.	118	Iowa	1990
4.	117	Tennessee Tech	1994
5.	116	Iowa	1988

Season			
1.	3,028	1992-93	
2.	2,882	1990-91	
3.	2,837	1991-92	
4.	2,831	2012-13	
5.	2,817	1974-75	
6.	2,806	1986-87	
7.	2,782	2011-12	
8.	2,747	1988-89	
9.	2,628	1975-76	
10.	2,607	2001-02	

Average Per Game			
1.	91.7	1964-65	
2.	90.8	1970-71	
3.	88.0	1974-75	
4.	87.0	1961-62	
5.	86.5	1992-93	
6.	84.8	1990-91	
7.	84.7	1962-63	
8.	83.4	1991-92	
9.	81.7	1966-67	
10.	82.5	1986-87	

FIELD GOALS MADE			
Game			
1.	52	South Dakota	1977
2.	51	Notre Dame	1962
	51	Butler	1971
4.	50	Ohio State	1959
	50	Michigan State	1975

Season			
1.	1,148	1974-75	
2.	1,083	1975-76	
3.	1,076	1992-93	
4.	1,043	1990-91	
5.	1,033	1986-87	
6.	990	1991-92	
7.	978	1980-81	
8.	956	1984-85	
9.	954	1988-89	
10.	951	2012-13	

FIELD GOAL ATTEMPTS			
Game			
1.	124	Texas Christian	1951
2.	114	Purdue	1953
3.	110	Iowa	1950
	110	Michigan State	1964
5.	107	Iowa	1949
	107	Northwestern	1951

Season			
1.	2256	1974-75	
2.	2094	1975-76	
3.	2062	1992-93	
4.	2019	1952-53	
5.	2015	1986-87	
6.	1990	2001-02	
7.	1975	1966-67	
8.	1974	1991-92	
9.	1972	2012-13	
10.	1965	1998-99	

FIELD GOAL PERCENTAGE			
Game			
1.	.712 (42-59)	Michigan St.	1988
2.	.711 (32-45)	Texas Tech	1979
3.	.711 (27-38)	Michigan St.	1989
4.	.706 (36-51)	Mt. St. Mary's	2012
5.	.702 (33-42)	Wisconsin	2001
5.	.697 (23-33)	vs. Illinois	1983

Season			
1.	.537	1985-86	
2.	.534	1990-91	
3.	.530	1980-81	
4.	.528	1984-85	
5.	.522	1982-83	
	.522	1983-84	
	.522	1992-93	
8.	.517	1975-76	
9.	.515	1987-88	
10.	.514	1989-90	

THREE-POINTERS MADE			
Game			
1.	17	Illinois	2002
	17	Penn State	2007
3.	16	at Penn State	2012
	16	Gonzaga	2006
	16	Western Illinois	2005
	16	Florida A&M	1005
	16	at Alaska Anch.	2001
8.	15	Ohio State	2009
	15	Kent State	2002
	15	Southern Illinois	2000

Season			
1.	276	2005-06	
2.	270	2001-02	
3.	257	2012-13	
4.	254	2002-03	
5.	252	2006-07	
6.	229	2011-12	
7.	204	2003-04	
8.	197	1992-93	
9.	193	1998-99	
10.	189	2010-11	

THREE-POINT ATTEMPTS			
Game			
1.	39	Temple	2004
2.	36	Gonzaga	2006
3.	34	at Ohio State	2003
	34	at Penn State	2006
	34	at Penn State	2007
6.	33	Penn State	2006
7.	32	North Carolina	2005
	32	Penn State	2007
	32	at Northwestern	2007
10	31	at Penn State	1999
	31	Iowa	2006

Season			
1.	727	2002-03	
2.	699	2005-06	
3.	661	2006-07	
4.	657	2001-02	
5.	637	2012-13	
6.	618	2003-04	
7.	546	2010-11	
8.	534	1998-99	
9.	531	2011-12	
10.	513	2004-05	

THREE-POINT PERCENTAGE			
Game			
1.	.889 (8-9)	Minnesota	1988
	.889 (8-9)	San Francisco	1999
3.	.833 (10-12)	Tennessee Tech	1994

Season			
1.	.508	1986-87	
2.	.473	1988-89	
3.	.467	1987-88	
4.	.454	1993-94	
5.	.437	1989-90	
6.	.431	2011-12	
7.	.425	1992-93	
8.	.422	1991-92	
9.	.411	2001-02	
10.	.408	1990-91	

TEAM RECORDS

FREE THROWS MADE

Game			
1.	43	Michigan	1955
	43	Ohio State	1997
3.	42	Purdue	1953
	42	Minnesota	1991
5.	40	Ohio State	1955
6.	38	Butler	1953
	38	Northwestern	1952
	38	Michigan State	1952

Consecutive

1.	25	Wisconsin	2001
	25	Minnesota	2001
	25	Michigan	1963

Season

1.	760	2002-03
2.	718	1988-89
3.	695	1991-92
4.	679	1992-93
5.	676	1990-91
6.	674	1996-97
7.	672	2012-13
8.	655	2011-12
9.	638	1952-53
10.	610	1986-87

FREE THROWS ATTEMPTED

1.	60	Michigan	1955
2.	56	Ohio State	1956
3.	55	Purdue	1953
4.	53	Minnesota	1954
5.	52	Ohio State	1997

Season

1.	978	1988-89
2.	949	1991-92
3.	947	1992-93
4.	927	1990-91
5.	910	1952-53

FREE THROW PERCENTAGE

1.	1.000 (11-11)	vs. Illinois	2011
	1.000 (18-18)	vs. Ohio State	1988
	1.000 (12-12)	vs. DePaul	1964
4.	.963 (26-27)	vs. Fla. Atlan.	2012
5.	.954 (21-22)	vs. Minnesota	1988

Season

1.	.768	1964-65
2.	.767	1986-87
3.	.763	2011-12
4.	.755	1965-66
5.	.750	1993-94
6.	.746	1982-83
7.	.744	1980-81
8.	.743	2012-13
9.	.738	1987-88
10.	.737	1985-86

REBOUNDS

Game			
1.	95	Michigan	1961
2.	89	Purdue	1951
3.	75	Wisconsin	1957

Season

1.	1433	1974-75
2.	1378	2012-13
3.	1363	1960-61
4.	1354	1968-69
5.	1337	1966-67
6.	1324	1975-76
7.	1313	1961-62
8.	1307	1970-71
9.	1303	2001-02
10.	1281	1992-93

Average Per Game

1.	56.8	1961
2.	56.4	1969
3.	54.7	1962
4.	54.5	1971
5.	52.0	1964

ASSISTS

1.	31	at Alaska Anch.	2001
2.	30	Northwestern	1981
3.	29	Nine times, most recently	Western Illinois 2006

Season

1.	655	1975-76
2.	636	1990-91
3.	620	1992-93
4.	603	1974-75
5.	592	1984-85
6.	590	1991-92
7.	582	1980-81
8.	568	1997-98
	563	1998-99
10.	554	1978-79

BLOCKS

1.	14	at Penn State	2000
2.	12	San Francisco	1999
3.	11	at Minnesota	2001
	11	Iowa	1988
	11	Purdue	1997

Season

1.	192	2001-02
2.	178	2000-01
3.	175	2002-03
4.	146	1994-95
5.	141	1999-00
6.	135	1986-87
7.	131	1987-88
8.	131	1996-97
9.	130	2012-13
10.	129	2004-05

STEALS

1.	20	Drake	1999
2.	19	Northwestern	1987
3.	18	California	1981
	18	Iowa	1991

Season

1.	259	1998-99
2.	255	2012-13
3.	254	2001-02
4.	250	1991-92
5.	247	1990-91
6.	235	1997-98
7.	233	2011-12
8.	231	2000-01
9.	224	1980-81
10.	218	1992-93

FG PCT DEFENSE

1.	.299	1953
2.	.307	1954
3.	.348	1956
4.	.363	1957
5.	.365	1959
6.	.375	1961
7.	.380	1955
8.	.381	1960
9.	.382	1958
10.	.388	2000

SCORING DEFENSE

1.	58.5	1980-81
2.	59.1	1983-84
3.	61.1	1982-83
4.	61.2	1978-79
5.	61.3	1981-82
6.	61.9	1979-80
7.	62.1	2012-13
8.	62.6	2001-02
9.	63.6	2004-05
10.	63.8	1977-78

VICTORIES

1.	32-0	1975-76
2.	31-1	1974-75
	31-4	1992-93
4.	30-4	1986-87
5.	29-7	2012-13
	29-5	1990-91
7.	27-9	2011-12
	27-8	1988-89
	27-7	1991-92
10.	26-9	1980-81

ASSEMBLY HALL RECORDS

INDIVIDUAL

Points

Indiana

42, Steve Alford vs. Michigan State, 1987

Opponent

40, Matt Hunter, Central Connecticut St., 2012

40, Shawn Respert, Michigan State, 1995

40, Terry Furlow, Michigan State, 1976

Rebounds

Indiana

26, Steve Downing vs. Ball State, 1972

Opponent

20, Reggie King, Alabama, 1978

Assists

Indiana

14, Stew Robinson vs. Marquette, 1985

Opponent

12, Dave Sensibaugh, Va. Tech vs. Oregon, 1976

Field Goals

Indiana

18, Steve Downing vs. Illinois, 1973

Opponent

16, Mychal Thompson, Minnesota, 1977

Field Goal Attempts

Indiana

31, Steve Downing vs. Illinois, 1973

Opponent

32, Brian Rowsom, UNC-Wilmington, 1987

3-Point Field Goals

Indiana

9, Matt Roth, Ohio State, 2009

Opponent

9, Shawn Respert, Michigan State, 1995

3-Point Field Goal Attempts

Indiana

13, Neil Reed vs. Santa Clara, 1996

Opponent

17, Brendan Plavich, Charlotte, 2005

Free Throws

Indiana

26, Greg Graham vs. Purdue, 1993

Opponent

14, Terry Furlow, Michigan State, 1976

Free Throw Attempts

Indiana

28, Greg Graham vs. Purdue, 1993

Opponent

18, Terry Furlow, Michigan State, 1976

TEAM

Points

Indiana

118, vs. Iowa, 1990

Opponent

93, Ohio State, 2009

92, Michigan, 1993

Rebounds

Indiana

66, vs. Illinois, 1974

Opponent

57, Ohio State, 1972

57, Montana State, 1987

Assists

Indiana

30, vs. Wisconsin, 1976

30, vs. South Dakota, 1977

Opponent

26, Minnesota, 1977

Field Goals

Indiana

52, vs. South Dakota, 1977

Opponent

39, Michigan State, 1983

Field Goal Attempts

Indiana

92, vs. Iowa, 1975

Opponent

85, Ball State, 1973

3-Point Field Goals

Indiana

17, vs. Illinois, 2002

Opponent

13, Ohio State, 2011

13, Northwestern, 2010

3-Point Field Goal Attempts

Indiana

39, vs. Temple, 2004

Opponent

42, Northwestern, 2010

Free Throws

Indiana

43, vs. Ohio State, 1997

Opponent

30, Ohio State, 2000

Free Throw Attempts

Indiana

52, vs. Ohio State, 1997

Opponent

43, vs. Ohio State, 2000

VS. RANKED OPPONENTS

1948-49 • (0-2)

1/22	at Minnesota	4	NR	L	28-35
2/28	at Illinois	4	NR	L	68-91

1949-50 • (1-2)

1/7	Wisconsin	15	5	W	61-59
2/6	Ohio St.	7	12	L	55-56
2/20	at Ohio St.	3	NR	L	65-75

1950-51 • (2-2)

12/23	vs. Notre Dame	14	4	W	64-56
12/27	at Bradley	2	5	L	62-64
1/15	Illinois	14	6	W	64-53
2/19	at Illinois	11	6	L	65-71

1951-52 • (3-4)

12/22	Kansas St.	5	6	W	80-75
12/28	Notre Dame	9	5	W	67-54
1/12	at Iowa	10	4	L	59-78
1/14	at Illinois	2	4	L	66-78
1/21	Iowa	4	14	W	82-69
2/2	St. John's	15	13	L	55-65
2/18	Illinois	6	20	L	70-77

1952-53 • (6-0)

1/10	Minnesota	19	6	W	66-63
1/17	Illinois	4	6	W	74-70
2/28	at Illinois	10	2	W	91-79
3/14	vs. Notre Dame	17	1	W	79-66
3/17	vs. LSU	7	1	W	80-67
3/18	vs. Kansas	5	1	W	69-68

1953-54 • (4-3)

12/21	at Oregon St.	11	1	W	76-72
12/22	Oregon St.	12	1	L	51-67
1/9	at Minnesota	6	3	W	71-63
2/8	Minnesota	12	3	W	90-77
2/22	Iowa	10	3	L	64-82
3/12	vs. Notre Dame	6	2	L	64-65
3/13	vs. LSU	8	2	W	73-62

1954-55 • (1-3)

12/11	at Notre Dame	9	6	W	73-70
1/8	at Illinois	12	NR	L	75-99
1/10	at Minnesota	13	NR	L	78-88
2/14	Minnesota	12	NR	L	70-80

1955-56 • (1-4)

12/19	Cincinnati	14	19	W	80-61
1/14	Illinois	8	12	L	72-96
2/6	at Illinois	6	NR	L	89-92
2/20	Iowa	15	NR	L	83-87
3/5	at Iowa	10	NR	L	73-84

1956-57 • (1-3)

12/15	at Kansas St.	14	NR	L	77-84
1/14	at Illinois	10	NR	L	91-112
2/9	Ohio St.	15	NR	W	69-59
3/2	at Michigan St.	14	10	L	61-76

1957-58 • (3-2)

12/23	Oregon St.	17	NR	L	51-62
1/11	Illinois	17	NR	W	89-82
2/8	Michigan St.	12	NR	W	82-79
3/8	at Michigan St.	12	NR	W	75-72
3/14	vs. Notre Dame	8	12	L	87-94*

1958-59 • (2-2)

1/3	at Michigan St.	7	NR	L	77-79
1/5	Purdue	18	NR	W	77-69
1/10	at Northwestern	8	NR	W	76-69
2/28	Michigan St.	8	NR	L	82-86

1959-60 • (2-1)

1/9	at Ohio St.	7	11	L	95-96
2/22	at Illinois	20	UR	W	92-78
2/29	Ohio St.	2	20	W	99-83

1960-61 • (1-4)

12/29	at UCLA	16	9	L	72-94
2/6	at Ohio St.	1	NR	L	65-100
2/11	Iowa	9	NR	L	67-74
2/20	Ohio St.	1	NR	L	69-73
3/4	at Iowa	6	NR	W	78-69

1961-62 • (0-2)

12/9	Kansas St.	8	NR	L	78-88
3/10	at Ohio St.	1	NR	L	65-90

1962-63 • (2-2)

12/19	Loyola (Chi.)	4	NR	L	94-106
2/4	at Illinois	4	NR	L	101-104
2/16	Illinois	4	NR	W	103-100
3/9	Ohio St.	3	NR	W	87-85 ot

1963-64 • (0-3)

12/31	at Loyola (Chi.)	3	NR	L	92-105
1/27	at DePaul	9	NR	L	78-85
2/15	at Michigan	2	NR	L	87-99

1964-65 • (2-3)

12/5	at Kansas St.	8	NR	W	81-70
12/28	vs. St. Louis	9	8	W	98-68
1/4	at Illinois	6	7	L	81-86
2/15	Michigan	1	8	L	95-96 ot
2/27	at Minnesota	8	7	L	88-100

1965-66 • (1-1)

12/31	Bradley	3	NR	W	104-87
2/5	Michigan	9	NR	L	76-93

1966-67 • (1-0)

3/18	vs. Tennessee*	8	NR	W	51-44
------	----------------	---	----	---	-------

1967-68 • (None)

VS. RANKED OPPONENTS

1968-69 • (1-6)

		Opp	IU			
12/21	at Notre Dame	7	NR	L	94-104	
12/28	LaSalle	17	NR	L	88-108	
1/4	Ohio St.	13	NR	L	82-90	
1/14	Northwestern	17	NR	W	87-70	
2/18	Purdue	9	NR	L	95-96	
3/1	Illinois	15	NR	L	64-77	
3/8	at Purdue	6	NR	L	76-120	

1969-70 • (0-5)

		Opp	IU			
12/13	at Kentucky	1	NR	L	92-109	
12/15	Ohio	19	NR	L	83-89	
12/20	Notre Dame	6	NR	L	88-89	
1/31	at Iowa	20	NR	L	93-100	
2/7	Iowa	20	NR	L	89-104	

1970-71 • (2-2)

		Opp	IU			
12/12	Kentucky	5	11	L	93-95 ot	
12/15	at Notre Dame	7	13	W	106-103	
2/23	Michigan	13	NR	W	88-79	
3/9	at Ohio St.	12	NR	L	75-91	

1971-72 • (6-1)

		Opp	IU			
12/6	Kansas	14	NR	W	59-56	
12/11	Kentucky	7	NR	W	90-89**	
12/28	BYU	8	7	W	61-50	
1/22	at Ohio St.	7	NR	L	74-80	
2/8	Minnesota	19	NR	W	61-42	
2/29	Michigan	16	NR	W	79-75	
3/4	Ohio St.	14	NR	W	65-57	

1972-73 • (6-2)

		Opp	IU			
12/9	Kentucky	8	NR	W	64-58	
12/28	Houston	13	15	W	75-72	
1/20	Minnesota	6	16	W	83-71	
2/17	at Minnesota	4	11	L	75-82	
3/15	vs. Marquette	5	6	W	75-69*	
3/17	vs. Kentucky	17	6	W	72-65*	
3/24	vs. UCLA	1	6	L	59-70**	
3/26	vs. Providence	4	6	W	97-79**	

1973-74 • (5-1)

		Opp	IU			
12/8	Kentucky	10	3	W	77-68	
12/11	Notre Dame	6	3	L	67-73	
12/22	South Carolina	15	7	W	84-71	
1/12	Wisconsin	13	13	W	52-51	
2/16	Michigan	15	12	W	93-81	
3/18	vs. USC	15	10	W	85-60	

1974-75 • (5-0)

		Opp	IU			
12/4	at Kansas	7	3	W	74-70 ot	
12/7	Kentucky	15	3	W	98-74	
12/11	at Notre Dame	11	3	W	94-84	
1/6	at Michigan St.	17	2	W	90-76	
1/25	Purdue	20	1	W	104-71	

1975-76 • (10-0)

		Opp	IU			
11/29	vs. UCLA	2	1	W	84-64	
12/11	Notre Dame	8	1	W	63-60	
12/15	vs. Kentucky	14	1	W	77-68 ot	
12/28	St. John's	17	1	W	76-69	
1/10	at Michigan	19	1	W	80-74	
3/13	vs. St. John's	17	1	W	90-70*	
3/18	vs. Alabama	6	1	W	74-69*	
3/20	vs. Marquette	2	1	W	65-56*	
3/27	vs. UCLA	5	1	W	65-51*	
3/29	vs. Michigan	9	1	W	86-68*	

1976-77 • (1-6)

		Opp	IU			
12/6	Kentucky	5	4	L	51-66	
12/14	at Notre Dame	4	16	L	65-78	
12/30	Cincinnati	5	NR	L	43-52	
1/27	Minnesota	13	NR	L	69-70\$	
2/3	at Michigan	7	NR	L	84-89	
2/13	Michigan	5	NR	W	73-64	
2/15	at Minnesota	12	NR	L	61-65\$	

1977-78 • (4-2)

		Opp	IU			
12/5	at Kentucky	1	NR	L	64-78	
12/14	Notre Dame	2	NR	W	67-66	
12/21	vs. Alabama	18	NR	W	66-57	
1/28	Michigan St.	7	NR	W	71-66	
2/4	at Michigan St.	7	NR	L	59-68	
2/25	Minnesota	19	NR	W	68-47	

1978-79 • (4-6)

		Opp	IU			
12/6	vs. Georgetown	20	NR	L	54-60	
12/16	Kentucky	6	NR	W	68-67	
1/4	Illinois	4	NR	L	61-65	
1/18	at Michigan St.	6	NR	L	58-82	
1/27	at Ohio St.	10	NR	L	63-66 ot	
2/3	Ohio St.	7	NR	W	70-62	
2/15	Michigan St.	8	NR	L	47-59	
2/22	Iowa	12	NR	W	64-62	
3/1	at Purdue	19	NR	L	48-55	
3/21	vs. Purdue	15	NR	W	53-52*	

1979-80 • (5-5)

		Opp	IU			
12/11	Georgetown	16	1	W	76-69	
12/15	at Kentucky	5	1	L	58-69	
12/22	North Carolina	8	5	L	57-61	
1/3	at Ohio St.	5	11	L	58-59	
1/17	Iowa	13	19	W	81-69	
1/26	Purdue	14	16	W	69-58	
2/2	at Purdue	17	18	L	51-56	
2/14	at Iowa	20	NR	W	66-55	
3/2	Ohio St.	9	13	W	76-73 ot	
3/13	vs. Purdue	20	7	L	69-76*	

VS. RANKED OPPONENTS

1980-81 • (6-6)

	Opp	IU			
12/6	Kentucky	2	5	L	66-68
12/9	at Notre Dame	9	7	L	64-68
12/20	at N. Carolina	8	11	L	56-65
1/10	Illinois	12	NR	W	78-61
1/15	at Michigan St.	9	NR	L	52-55 ot
1/22	Iowa	14	NR	L	53-56
1/29	at Minnesota	19	NR	W	56-53 ot
2/19	at Iowa	12	16	L	65-78
3/5	at Illinois	16	14	W	69-66
3/14	vs. Maryland	18	9	W	99-64*
3/28	vs. LSU	4	9	W	67-49*
3/30	vs. N. Carolina	6	9	W	63-50**

1981-82 • (1-4)

	Opp	IU			
12/8	at Kentucky	2	10	L	69-85
12/28	vs. Villanova	20	11	L	59-63
1/30	Minnesota	10	NR	L	62-69
2/4	at Iowa	5	NR	L	40-62
2/13	Iowa	5	NR	W	73-58

1982-83 • (5-3)

	Opp	IU			
12/22	Kentucky	2	5	W	62-59
1/29	at Iowa	14	2	L	48-63
2/5	Minnesota	17	6	W	76-51
2/10	at Minnesota	19	4	W	63-59
2/16	Iowa	16	2	L	57-58
3/3	Purdue	20	11	W	64-41
3/12	Ohio St.	16	7	W	81-60
3/24	vs. Kentucky	12	5	L	59-64*

1983-84 • (4-2)

	Opp	IU			
12/3	at Kentucky	1	NR	L	54-59
12/30	Boston College	12	NR	W	72-66
1/11	Illinois	9	NR	W	73-68 ot
2/29	at Purdue	11	NR	W	78-59
3/4	at Illinois	10	NR	L	53-70
3/22	vs. N. Carolina	1	NR	W	72-68*

1984-85 • (1-4)

	Opp	IU			
11/24	Louisville	17	14	L	64-75
1/2	at Michigan	16	12	W	87-62
1/27	at Illinois	6	13	L	41-52
2/21	Illinois	16	NR	L	50-66
3/10	Michigan	3	NR	L	71-73

1985-86 • (1-4)

	Opp	IU			
12/3	Notre Dame	11	NR	W	82-67
12/7	at Kentucky	9	19	L	58-63
12/18	at Louisville	16	17	L	63-65
1/2	Michigan	2	15	L	69-74
1/23	Purdue	15	NR	W	71-70 ot
3/5	at Michigan St.	17	16	W	97-79
3/8	at Michigan	7	16	L	52-83

1986-87 • (7-3)

	Opp	IU			
12/6	Kentucky	13	3	W	71-66
1/22	at Iowa	1	3	L	88-101
1/28	Illinois	12	4	W	69-66
1/31	Purdue	4	4	W	88-77
2/21	Iowa	7	2	W	84-75
2/26	at Purdue	6	3	L	64-75
3/1	at Illinois	14	3	L	67-69

3/20	vs. Duke	12	3	W	88-82*
3/28	vs. UNLV	1	3	W	97-93**
3/30	vs. Syracuse	10	3	W	74-73**

1987-88 • (3-5)

	Opp	IU			
12/5	Kentucky	2	5	L	76-82 ot
1/6	at Iowa	16	12	L	70-84
1/24	Michigan	7	NR	L	60-72
1/30	Purdue	2	NR	W	82-79
2/6	at Illinois	17	NR	W	75-74
2/13	at Michigan	12	19	L	72-92
2/21	at Purdue	2	NR	L	85-95
3/12	Iowa	15	NR	W	116-89

1988-89 • (4-6)

	Opp	IU			
11/23	vs. Syracuse	6	20	L	78-102
11/25	vs. N. Carolina	6	20	L	92-106
12/3	vs. Louisville	13	NR	L	79-101
1/4	Ohio St.	14	NR	W	75-65
1/23	at Michigan	6	19	W	71-70
1/28	at Illinois	1	16	L	65-75
1/30	Iowa	12	16	W	104-89
2/19	Michigan	13	9	W	76-75
3/5	Illinois	8	3	L	67-70
3/11	at Iowa	15	6	L	70-87

1989-90 • (2-7)

	Opp	IU			
12/5	Notre Dame	19	14	W	81-72
1/8	Michigan	5	9	W	69-67
1/28	at Minnesota	21	12	L	89-108
2/4	at Illinois	11	22	L	65-70
2/8	at Michigan	7	25	L	71-79
2/19	at Purdue	12	NR	L	49-72
2/25	at Michigan St.	15	25	L	66-72
3/1	Minnesota	17	NR	L	70-75
3/10	Illinois	20	NR	L	63-69

1990-91 • (3-4)

	Opp	IU			
11/25	vs. Syracuse	13	8	L	74-77
12/1	vs. Louisville	25	10	W	75-52
12/18	Kentucky	18	6	W	87-84
1/21	Ohio St.	4	3	L	85-93
1/26	Michigan St.	22	3	W	97-63
2/17	at Ohio St.	2	4	L	95-97
2/21	Iowa	24	3	L	79-80
3/21	vs. Kansas	12	3	L	65-83*

1991-92 • (5-4)

	Opp	IU			
11/15	vs. UCLA	11	2	L	72-87
12/7	vs. Kentucky	14	9	L	74-76
12/21	at St. John's	10	14	W	82-77
1/14	Ohio St.	4	5	W	91-83
1/21	Michigan	16	4	W	89-74
2/1	at Michigan St.	13	4	L	60-76
2/19	Michigan St.	14	7	W	103-73
2/23	at Ohio St.	6	7	W	86-80
3/8	at Michigan	13	4	L	60-68

VS. RANKED OPPONENTS

1992-93 • (13-3)

	Opp	IU			
11/20	Tulane	17	4	W	103-80
11/25	vs. Florida St.	7	4	W	81-78 ot
11/27	vs. Seton Hall	6	4	W	78-74
12/5	vs. Kansas	3	2	L	69-74
12/19	Cincinnati	19	4	W	79-64
1/3	vs. Kentucky	3	4	L	78-81
1/6	lowa	8	5	W	75-67
1/12	at Michigan	2	6	W	76-75
1/19	at Purdue	13	2	W	75-65
1/24	Ohio St.	24	2	W	96-69
2/6	at Iowa	9	1	W	73-66
2/14	Michigan	4	1	W	93-92
2/21	Purdue	14	1	W	93-78
3/21	vs. Xavier	22	1	W	73-70*
3/25	vs. Louisville	15	1	W	82-69*
3/27	vs. Kansas	9	1	L	77-83*

1993-94 • (5-4)

	Opp	IU			
12/4	vs. Kentucky	1	11	W	96-84
12/22	at Kansas	6	12	L	83-86 ot
12/28	W. Kentucky	25	13	W	65-55
1/16	Michigan	10	11	W	82-72
1/18	at Purdue	12	8	L	76-83
1/26	Minnesota	16	12	W	78-66
2/8	at Michigan	11	12	L	67-91
2/19	Purdue	9	16	W	82-80
2/27	at Minnesota	20	12	L	56-106

1994-95 • (3-2)

	Opp	IU			
12/7	vs. Kentucky	7	NR	L	70-73
12/17	Kansas	3	NR	W	80-61
1/11	Michigan St.	11	NR	W	89-82
2/12	Purdue	25	NR	W	82-73
3/5	at Michigan St.	10	NR	L	61-67

1995-96 • (3-6)

	Opp	IU			
11/25	vs. Connecticut	6	23	L	52-86
12/2	vs. Kentucky	1	NR	L	82-89
12/16	Kansas	1	NR	L	83-91
1/13	at Illinois	21	NR	W	85-71
1/16	at Purdue	17	NR	L	69-74
1/23	Michigan	20	NR	W	99-83
1/27	at Penn St.	22	NR	L	68-82
1/30	Iowa	16	NR	W	76-73
2/11	at Iowa	19	NR	L	50-76
2/14	Penn St.	9	NR	W	72-54
2/25	Purdue	7	NR	L	72-74

1996-97 • (3-5)

	Opp	IU			
11/29	vs. Duke	6	20	W	85-69
12/7	vs. Kentucky	6	8	L	65-99
1/8	Minnesota	11	15	L	91-96 ot
1/21	Michigan	13	21	W	72-70
2/4	at Iowa	25	24	L	67-75
2/16	at Michigan	14	NR	W	84-81 ot
3/1	at Minnesota	2	22	L	72-75
3/11	vs. Colorado	24	NR	L	62-80

1997-98 • (2-7)

	Opp	IU			
11/14	at Temple	24	17	L	53-59
12/6	vs. Kentucky	7	NR	L	72-75
12/31	lowa	14	NR	L	76-89
1/6	Michigan	17	NR	W	80-62
1/18	Purdue	12	NR	W	94-88
1/28	at Michigan St.	22	25	L	66-84
2/10	at Purdue	8	NR	L	89-94
2/22	at Michigan	22	NR	L	64-112
2/24	Illinois	23	NR	L	72-82

1998-99 • (5-6)

	Opp	IU			
11/24	vs. Utah	18	17	W	71-70
11/25	vs. Syracuse	19	17	L	63-76
12/5	Temple	10	16	W	63-62
12/8	vs. Kentucky	5	11	L	61-70
1/16	at Purdue	12	23	W	87-76
1/24	Michigan St.	11	18	L	59-73
1/26	at Minnesota	19	20	L	83-90 ot
2/3	Wisconsin	11	21	W	71-60
2/9	Purdue	21	17	L	81-86
2/17	Ohio St.	11	19	L	67-69
2/27	Iowa	18	NR	W	88-81

1999-00 • (5-3)

	Opp	IU			
11/26	vs. Temple	5	NR	W	67-59
12/4	vs. Kentucky	13	23	W	83-75
12/21	vs. N. Carolina	6	20	W	82-73
1/11	at Michigan St.	11	9	L	71-77
2/19	Ohio St.	7	10	L	71-82
2/26	Michigan St.	5	16	W	81-79
2/29	Purdue	20	14	W	79-65
3/10	vs. Illinois &	25	18	L	69-72

2000-01 • (6-5)

	Opp	IU			
11/22	vs. Temple	25	NR	L	61-69
12/5	at Notre Dame	10	NR	W	86-78
12/16	Charlotte	24	NR	W	76-72
1/4	at Wisconsin	12	NR	L	46-49
1/7	Michigan St.	1	NR	W	59-58
1/27	at Iowa	17	NR	L	66-71
2/17	Illinois	4	NR	L	61-67
2/20	at Michigan St.	5	NR	L	57-66
2/24	Wisconsin	17	NR	W	85-55
3/9	vs. Wisconsin &	21	NR	W	64-52
3/10	vs. Illinois &	4	NR	W	58-56

2001-02 • (7-4)

	Opp	IU			
12/8	vs. Ball St.	15	NR	W	74-61
12/22	vs. Kentucky	7	NR	L	52-66
12/29	vs. Butler	23	NR	L	64-66
1/8	vs. Michigan St.	25	NR	W	83-65
1/13	at Iowa	13	NR	W	77-66
1/26	vs. Illinois	9	NR	W	88-57
2/20	vs. Ohio St.	19	23	W	63-57
2/26	at Illinois	15	25	L	62-70
3/21	vs. Duke*	1	NR	W	74-73
3/30	vs. Oklahoma**	3	NR	W	73-64
4/1	vs. Maryland**	4	NR	L	52-64

VS. RANKED OPPONENTS

2002-03 • (3-5)

		Opp	IU			
11/26	vs. Gonzaga	20	21	W	76-75	
12/3	vs. Maryland	9	10	W	80-74 ot	
12/21	vs. Kentucky	18	6	L	64-70	
1/18	Illinois	8	18	W	74-66	
2/1	Louisville	8	NR	L	76-95	
2/25	at Illinois	18	NR	L	54-80	
3/15	vs. Illinois&	14	NR	L	72-73	
3/21	vs. Pittsburgh*	5	NR	L	52-74	

2003-04 • (1-6)

		Opp	IU			
12/2	at Wake Forest	16	NR	L	67-100	
12/6	Missouri	4	NR	L	58-63	
12/20	vs. Kentucky	1	NR	L	41-80	
1/11	at Wisconsin	15	NR	L	45-79	
1/27	vs. Purdue	21	NR	W	63-58	
3/6	Wisconsin	14	NR	L	52-70	
3/12	vs. Illinois &	12	NR	L	59-71	

2004-05 • (1-6)

		Opp	IU			
12/1	North Carolina	10	NR	L	63-70	
12/4	at Connecticut	7	NR	L	69-74	
12/11	vs. Kentucky	10	NR	L	58-73	
1/29	at Iowa	23	NR	L	57-72	
2/6	at Illinois	1	NR	L	47-60	
2/27	Michigan St.	9	NR	W	78-74 ot	
3/1	at Wisconsin	20	NR	L	60-62	

2005-06 • (4-6)

		Opp	IU			
11/30	Duke	1	23	L	67-75	
12/10	Kentucky	15	18	W	81-53	
1/7	Ohio St.	18	16	W	81-79	
1/11	at Michigan St.	14	9	L	73-87	
1/17	Illinois	7	13	W	62-60	
2/4	Connecticut	1	24	L	80-88	
2/11	Iowa	18	NR	L	67-70	
2/19	Illinois	14	NR	L	58-70	
2/26	Michigan St.	18	NR	W	78-71	
2/7	Ohio St.	7	NR	L	51-52	

2006-07 • (2-3)

		Opp	IU			
11/28	at Duke	10	NR	L	51-54	
1/2	at Ohio St.	6	NR	L	67-74	
1/7	Michigan St.	24	NR	W	73-51	
1/11	Wisconsin	2	22	W	71-66	
3/17	UCLA	4	NR	L	49-54	

2007-08 • (2-2)

		Opp	IU			
1/31	at Wisconsin	13	11	L	49-62	
2/16	Michigan St.	10	13	W	80-61	
2/19	Purdue	15	14	W	77-68	
3/2	at Michigan St.	19	12	L	74-103	

2008-09 • (0-8)

		Opp	IU			
11/24	Notre Dame***	8	NR	L	50-88	
12/3	Wake Forest	15	NR	L	58-83	
12/6	Gonzaga	5	NR	L	54-70	
1/25	Minnesota	21	NR	L	63-67	
2/7	at Michigan St.	13	NR	L	47-75	
2/15	Illinois	22	NR	L	52-65	
2/21	at Purdue	19	NR	L	67-81	
3/3	Michigan St.	8	NR	L	59-64	

2009-10 • (0-7)

		Opp	IU			
12/12	Kentucky	4	NR	L	73-90	
2/4	Purdue	7	NR	L	75-78	
2/10	Ohio St.	16	NR	L	52-69	
2/13	at Wisconsin	13	NR	L	55-83	
2/16	Michigan St.	11	NR	L	58-72	
2/25	Wisconsin	19	NR	L	46-78	
3/3	at Purdue	6	NR	L	55-74	

2010-11 • (2-7)

		Opp	IU			
12/11	at Kentucky	17	NR	L	62-81	
12/31	Ohio St.	2	NR	L	67-85	
1/20	at Wisconsin	18	NR	L	60-69	
1/27	Illinois	20	NR	W	52-49	
2/2	Minnesota	18	NR	W	60-57	
2/8	at Purdue	14	NR	L	53-67	
2/23	Purdue	8	NR	L	61-72	
2/27	at Ohio St.	2	NR	L	61-82	
3/3	Wisconsin	10	NR	L	67-77	

2011-12 • (4-6)

		Opp	IU			
12/10	Kentucky	1	NR	W	73-72	
12/28	at Michigan St.	16	13	L	65-80	
12/31	Ohio St.	2	13	W	74-70	
1/5	Michigan	16	12	W	73-71	
1/15	at Ohio St.	5	7	L	63-80	
1/26	at Wisconsin	25	16	L	50-57	
2/1	at Michigan	22	20	L	56-68	
2/28	Michigan St.	5	18	W	70-55	
3/9	vs. Wisconsin&	14	16	L	71-79	
3/23	vs. Kentucky*	1	16	L	90-102	

2012-13 • (7-3)

		Opp	IU			
11/27	North Carolina	13	1	W	83-59	
1/12	Minnesota	8	5	W	88-81	
1/27	Michigan State	13	7	W	75-70	
2/2	Michigan	1	3	W	81-73	
2/10	Ohio State	10	1	W	81-68	
2/19	Michigan State	4	1	W	75-70	
3/5	Ohio State	14	2	L	58-67	
3/10	Michigan	7	2	W	72-71	
3/16	Wisconsin&	18	3	L	56-68	
3/28	Syracuse*	16	3	L	61-50	

Key

* NCAA Tournament Game

** NCAA Final Four

*** 2008 Maui Classic

\$ Game Forfeited to Indiana

% NIT Tournament

& Big Ten Tournament

ROSTER BY NUMBER

0

Kory Barnett, F; Will Sheehey F

1

Armon Bassett, G; Jordan Hulls, G;
Jared Jeffries, F; Michael Santa, G;
Evan White, G

2

James Hardy, F; A.J. Moye, G;
Matt Roth, G; DeAndre Thomas, F;
Christian Wattford, F

3

Tom Coverdale, G; Maurice Creek, G;
Jay Edwards, G/F; Charlie Miller, F;
Daniel Moore, G; Jerry Stuteville, F;
D.J. White, F

4

Brett Finkelmeier, G; Lyndon Jones, G;
Victor Oladipo, G; Luke Recker, G/F;
Chris Rowles, G; Dale Vieau, G;
Bracey Wright, G

5

Jordan Crawford, G; Marco Killingsworth, F;
George Leach, C; Samuel Miranda, G;
Neil Reed, G; Jeremiah Rivers, G;
Chuck White, F

6

Karl Satter, F

7

Eugene Ring, F

8

William Garrett, C

10

Tony Freeman, G; Antwaan Randle El, G;
Mark Robinson, F; Will Sheehey, F;
Roderick Wilmont, G

11

Dan Dakich, G; Kevin "Yogi" Ferrell, G;
Dane Fife, G; Todd Jadow, F/C;
Daniel Moore, G; Malcolm Sims, G;
Errek Suhr, G; Isiah Thomas, G

12

Phil Buck, G; Steve Alford, G;
Robert Foster, G; Luke Jimenez, G;
Verdell Jones III, G;
Hanner Mosquera - Perea, F;
Donald Perry, G; Bill Tosheff, G/F

13

Richard Baumgartner, F;
Charley Brown, F; Jamarcus Ellis, F;
Austin Etherington, F; Charles Kraak, F;
Dan Prickett, G; Bob Reinhart, G

14

Gene Demaree, G; Paxton Lumpkin, G;
Robert Masters, G; Magnus Pelkowski, C

15

Sam Gee, G; Gary Long, G;
Scott May, Jr., G; Bawa Muniru, C;
Neal Skeeters, G; Raphael Smith, G

19

Charles Meyer, C

20

Jim Barley, F; Mike Bedree, G;
Ricky Calloway, G/F; Jack Campbell, F;
Goethe Chambers, F; Bill Cunningham, G;
Greg Graham, G; Dave Granger, C;
Mike Niles, G; Andre Owens, G;
A.J. Ratliff, G; Allen Schlegelmilch, G;
Jerry Schofield, F; Jim Thomas, G;
Gary Tofil, G; Taylor Wayer, G;
Bobby Wilkerson, G/F;
Sherron Wilkerson, G; Nick Williams, G/F;
Frank Wilson, G

21

Ben Allen, F; Hallie Bryant, G;
Quinn Buckner, G; Maurice Creek, G;
Harold Curdy, F; Mike D'Aloisio, G;
John Hickey, G; LeRoy Johnson, F;
Mark Johnson, G; Bob Leonard, G;
Richard Mandeville, C; Dave Holland, F;
Winston Morgan, G/F; Chris Reynolds, G

22

Damon Bailey, G; Jack Brown, F;
Joe Cooke, G/F; Maurice Creek, G;
James DeaKyne, F; Archie Dees, F/C;
Warren Fisher, F; Dean Garrett, C;
Wayne Radford, G/F; Jimmy Rayl, G;
Stew Robinson, G; Bill Russell, G;
Trent Smock, F; Lance Stemler, F;
Marshall Strickland, G; Bootsie White, G

23

Remy Abell, G; Jerry Bass, G;
Delray Brooks, G; Bobby Capobianco, F;
Don Cox, G/F; Chuck Franz, G;
Larry Gipson, G; Eric Gordon, G;
Al Harden, G; Steve Hart, G;
Steve Heiniger, G; Stanley Bode Hill, G;
Charles Hodson, G; Sean Kline, F;
Kevin Lemme, G; Jamal Meeeks, G;
Craig Morris, G; Vernon Payne, G;
Jim Phipps, G; Kipp Schutz, G;
Keith Smart, G; Ronald Taylor, F;
Rob Turner, G; Jim Wisman, G

24

Steve Ahlfeld, G; Ray Ball, F;
Steven Gambles, F; Jeff Howard, F;
Robert Kent, G; Herbie Lee, G;
Michael Lewis, G; Sherrill Marginet, G;
Brandon McGee, F; Kenny Morgan, G/F;
Matt Nover, C; Ray Pavy, G;
Vernon Pfaff, G; Tyrie Robbins, G;
Dave Shepherd, G; Daryl Thomas, F/C;
Robert Vaden, F/G; Randy Wittman, G/F;
John Wood, G; Jack Wright, F

25

Doug Allen, F; Tommy Baker, G;
Bob Bender, G; Glen Butte, F;
Cam Cameron, G; A.J. Guyton, G;
Sherman Hill, G; Pat Knight, G;
Ken Newsome, F; Tom Pritchard, F;
Charles Roush, F; Burke Scott, G;
Jeff Stocksdale, F; Tom VanArsdale, F

30

Lee Aldridge, C; Kory Barnett, F;
William Gladness, F; Jim Harris, G;
Michael Hermon, G; Charles Hodson, G;
John Kamstra, G; Ted Kitchel, F;
Todd Leary, G; Todd Meier, F/C;
Gordon Mickey, F/C; Paul Poff, G;
Matt Roth, G; Rich Schrupf, C;
Dick VanArsdale, F; Mike White, F

31

Tony Brown, G; Bill DeHeer, C;
Cem Dinc, F; Scott Eells, F;
Dick Farley, F; Jim Hinds, F;
John Laskowski, G/F; Dave Minor, F;
Pete Obremsey, G; Daryl Pegram, F;
Paul Poff, G; Dick Sparks, F;
Jim Sutton, G; Norb Witte, C

32

Eric Anderson, F; Dick Custer, C;
Steve Downing, C; Robbie Eggers, F;
Derek Elston, F; Franklin Everett, F;
Steve Eyl, F; Warren Fisher, F;
Gene Flowers, F; Mark Haymore, F/C;
Eli Holman, C; Kyle Hornsby, G;
Jim Houlihan, G; Richard Kirkpatrick, F;
Broderick Lewis, F; Mike Noland, F;
Ron Peyser, C; James Schooley, C;
Joey Shaw, G; Landon Turner, F/C;
Ernie Wilhoit, G

ROSTER BY NUMBER

33

Tom Abernethy, F; Uwe Blab, C; Archie Dees, C; Devan Dumes, G; Winston Fairfield, C; Pat Graham, G; Richard Hendricks, C; Rob Hodgson, F; Jeremy Hollowell, F; Jack Johnson, F; Ken Johnson, F; Xavier Keeling, G; Eric Kirchner, F; William Maetschke F; Jerry Memering, F/C; Lewis Monroe, G; Frank Radovich, F; Larry Richardson, F; Mike Roberts, F; Trent Smock, G/F

34

Adam Ahlfeld, G; David Dickerson, F; Brian Evans, F; Lawrence Funderburke, F; Steve Green, F; Andre Harris, F; Harry "Butch" Joyner, F; Ben Niles, G; Steve Risley, F; Don Schlundt, C; Malik Story, G/F; Ryan Tapak, G; Rich Valavicius, F

35

Walt Bellamy, C; Kirk Haston, F/C; George McGinnis, F; Ron McMains, F; Dick Neal, F/C; Don Noort, F/C; Jeff Oliphant, G; Lou Scott, C; Bill Stenberg, F/C; Norbert Witte, C

40

Kevin Bass, G; Tom Boone, G; Calbert Cheaney, F; Jason Collier, C; Tracy Foster, F; Glen Grunwald, F; Thomas Hayes, G; John Isenbarger, G; Tijan Jobe, C; Mike Miller, F; Larry Turpen, G; Jim Wisman, G; Cody Zeller, F

41

Bill Altman, F; Butch Carter, G; Leroy Gamble, G; Mike Giomi, F; Craig Morris, G; Gabe Oliverio, G; Max Walker, G; Richard White, F

42

Rick Atkinson, G; Bill Balch, F; Craig Bardo, G; John Flowers, F/C; Peter Jurkin, C; Charley Hall, F; Don Henry, F; Erv Inniger, G; Scott May, F; Charles Mead, G; Ron Pease, F; John Ritter, F; Kreigh Smith, G/F; Mike Woodson, F

43

Rick Ford, F; Gary Grieger, F; John Hunter, F/C; Mike LaFave, F; John Muirhead, C; Don Noort, C; Pete Obremsey, G; Jarrad Odle, F; Dave Porter, G/F; Jim Roberson, C; Randy Williams, F; Cliff Williamson, F

44

Wallace Choice, F/C; Alan Henderson, F; Joe Hillman, G; Derek Holcomb, F/C; Phil Isenbarger, F; Steve Redenbaugh, G; Rick Rowray, G; Earl Schneider, F; Kyle Taber, F; Lynn Washington, F; Bob Wilkinson, G; Joby Wright, F

45

Tom Bolyard, F; Mike Branaugh, C; Larry Cooper, C; Jim Crews, G; Ronnie Horn, F; Gary Leinberger, C; Mike Miday, F; Andrae Patterson, F; Brian Sloan, F/C; Franklin Stemle, F; Jerry Thompson, F; Ray Tolbert, F/C

50

Todd Lindeman, C; Jeff Newton, F; Marty Simmons, F

51

Earl Calloway, G; Marty Simmons, F

52

Courtney Witte, F/C

53

Tom Geyer, F

54

Kent Benson, C; Steve Bouchie, F; Chris Lawson, C/F; Jon McGlocklin, F/C; Kim Pemberton, G; Mike Szymanczyk, C

55

Tom Abernethy, F; Ed Daniels, G; Haris Mujezinovic, C; Trent Smock, F



The 1975-76 Senior Class

(From Left) Bobby Wilkerson, Tom Abernethy, Scott May, Jim Crews, Quinn Buckner

YEAR-BY-YEAR RESULTS

1913-14	2-12, 1-11	1917-18	10-4, 3-3	J.25 at Carleton	W	24-23
HEAD COACH: ARTHUR BERNDT		HEAD COACH: DANA EVANS		J.28 at Purdue	L	18-27
J.6 at Illinois	L 6-35	D.7 Manchester	W 45-18	F.4 Louisville	W	34-17
J.12 Wisconsin	L 15-59	D.14 Indiana Central	W 49-6	F.9 DePauw	W	24-18
J.17 at Northwestern	L 33-48	D.20 DePauw	W 26-20	F.14 Ohio State	W	33-11
J.24 Earlham	L 11-19	J.11 Wabash	W 21-9	F.19 at Northwestern	W	23-21
J.30 at Earlham	W 28-25	J.18 at Michigan	W 21-17	F.21 at Iowa	L	15-22
J.31 at Ohio State	L 17-43	J.24 Detroit	W 24-15	F.26 Iowa	L	17-26
F.7 Illinois	L 15-31	F.1 at DePauw	W 34-22	M.3 Purdue	L	20-28
F.9 at Purdue	L 13-35	F.11 at Ohio State	L 22-28	M.7 Minnesota	L	25-29
F.13 Northwestern	L 16-40	F.12 Ohio State	L 21-23			
F.23 at Minnesota	L 23-26	F.17 at Iowa	W 29-25	1921-22	10-10, 3-7	
F.24 at Wisconsin	L 24-46	F.18 at Wabash	L 18-28	HEAD COACH: GEORGE LEWIS		
F.28 Ohio State	L 19-28	F.22 Michigan	W 21-20	D.2 Manchester	W	25-15
M.3 Purdue	W 30-28	M.1 Rose Poly	W 43-7	D.7 Hanover	W	18-11
M.7 Minnesota	L 8-28	M.8 Iowa	L 11-13	D.10 Indiana Dental	L	24-31
				D.15 at Habichs	L	29-33
1914-15	4-9, 1-9	1918-19	10-7, 4-6	D.17 Rose Poly	W	31-19
HEAD COACH: ARTHUR BERNDT		HEAD COACH: DANA EVANS		D.19 at DePauw	L	23-41
J.9 Wisconsin	L 18-39	J.2 at Vincennes YMCA	W 47-16	J.6 Huntington	W	25-14
J.11 at Illinois	L 14-34	J.11 at Minnesota	L 13-35	J.7 Camp Benning	W	46-20
J.16 at Northwestern	L 22-30	J.13 at Iowa	W 23-14	J.14 Northwestern	W	21-18
J.18 at Wisconsin	L 15-47	J.20 at Michigan	L 22-28	J.20 at Ohio State	L	17-23
J.19 at Iowa	L 20-29	J.21 at Toledo	W 32-25	J.23 Minnesota	L	16-19
J.26 Illinois	L 4-20	J.24 Iowa	L 10-21	J.26 DePauw	W	36-32
J.29 at Earlham	W 35-14	J.27 DePauw	L 17-21	F.2 at Marquette	W	20-17
F.6 Northwestern	W 31-25	J.31 Franklin	W 35-19	F.4 at Minnesota	W	23-19
F.13 Rose Poly	W 64-15	F.7 Ohio State	L 21-22	F.11 Purdue	L	19-24
F.16 Purdue	L 12-15	F.15 at Ohio State	W 37-31	F.13 Michigan	W	15-14
F.20 Earlham	W 35-14	F.17 at Cincinnati	W 38-24	F.18 at Northwestern	L	16-25
F.23 Iowa	L 19-20	F.22 Minnesota	L 14-20	F.20 at Michigan	L	16-24
M.2 at Purdue	L 15-26	F.24 Wisconsin	L 16-29	F.25 at Purdue	L	9-20
		M.3 Notre Dame	W 29-11	F.27 Ohio State	L	18-20
		M.6 at DePauw	W 17-16			
1915-16	6-7, 3-5	M.11 Michigan	W 24-16	1922-23	8-7, 5-7	
HEAD COACH: ALLAN WILLISFORD		M.15 at Wisconsin	W 22-12	HEAD COACH: LESLIE MANN		
J.8 Franklin	W 33-17	1919-20	13-8, 6-4	D.7 Indiana Dental	W	28-12
J.11 Wabash	L 18-33	HEAD COACH: EWALD STIEHM		D.15 Franklin	W	36-18
J.15 at Purdue	L 17-26	D.12 N.A.G.U.	W 32-10	J.8 Wisconsin	L	10-17
J.25 at DePauw	W 37-5	D.13 Hanover	W 46-5	J.13 at Illinois	L	22-31
F.9 at Earlham	W 30-18	D.18 Valparaiso	W 24-15	J.31 at Purdue	W	31-26
F.12 Ohio State	W 26-17	D.29 at Huntington Aths.	L 15-22	F.7 Notre Dame	W	33-18
F.14 Minnesota	L 20-29	D.30 at Merchants Heat & Light	L 28-33	F.17 Illinois	W	31-24
F.19 Northwestern	L 26-40	J.9 at Ohio Wesleyan	W 38-21	F.17 Minnesota	W	33-20
F.22 at Ohio State	W 29-26	J.10 at Ohio State	W 22-11	F.20 at Northwestern	L	26-30
F.28 at Northwestern	L 20-38	J.16 at Michigan State	W 20-19	F.22 at Iowa	L	13-19
F.29 at Minnesota	L 20-27	J.17 at Michigan	W 22-9	M.3 Northwestern	W	31-25
M.4 at Wabash	L 25-30	J.23 Purdue	L 9-17	M.5 Iowa	W	23-21
M.11 Purdue	W 39-29	J.31 Northwestern	W 32-11	M.10 at Minnesota	L	25-29
		F.4 at Creighton	W 20-29	M.12 at Wisconsin	L	17-35
		F.5 at Nebraska	W 24-20	M.15 Purdue	L	29-31
		F.6 at Nebraska	L 18-38			
1916-17	13-6, 3-5	F.7 at Iowa	L 20-28	1923-24	11-6, 7-5	
HEAD COACH: G.S. LOWMAN		F.13 Iowa	W 25-19	HEAD COACH: LESLIE MANN		
D.8 Indiana Dental College	W 40-10	F.19 Cincinnati	W 36-12	D.7 Indiana State	W	27-24
D.15 Earlham	W 44-23	F.25 at Purdue	L 20-31	D.15 Rose Poly	W	51-15
D.19 Vincennes YMCA	W 28-18	F.28 Ohio State	W 17-16	D.20 at Drake	W	53-30
J.3 DePauw	W 24-14	M.6 Northwestern	L 34-36	D.21 at Creighton	L	29-39
J.5 Rose Poly	W 35-9	M.15 Michigan	W 19-18	J.5 Wisconsin	L	21-23
J.12 at Iowa	W 21-12			J.12 at Minnesota	W	29-23
J.13 at Northern Iowa	W 29-13	1920-21	15-6, 6-5	J.14 at Wisconsin	L	27-28
J.19 Iowa	W 12-7	HEAD COACH: GEORGE LEWIS		J.19 at Chicago	L	24-29
J.28 Purdue	L 15-22	D.4 Armour Institute	W 46-16	J.25 at Northwestern	W	39-24
F.2 Butler	W 18-9	D.10 Indiana Dental	W 37-13	F.2 Ohio State	W	31-29
F.6 at Purdue	L 18-24	D.15 Evansville YMCA	W 44-15	F.8 Minnesota	W	39-25
F.8 at DePauw	W 14-13	D.18 Manchester	W 44-12	F.12 Northwestern	W	30-13
F.9 Central Coll.	W 61-9	D.29 at Kokomo Am. Legion	W 34-18	F.16 Notre Dame	W	21-20
F.16 at Wabash	L 17-20	J.3 Merchants Heat & Light	L 21-34	F.18 at Ohio State	L	27-31
F.24 at Ohio State	W 24-19	J.5 Indiana Normal	W 44-11	F.23 at Michigan	W	23-22
M.2 Ohio State	L 14-30	J.8 at Ohio State	W 29-24	M.1 Chicago	L	25-26
M.6 at Wisconsin	L 13-29	J.10 at Michigan	W 30-21	M.3 Michigan	W	31-20
M.7 at UW-Milwaukee	W 39-12	J.17 Northwestern	W 31-10			
M.15 Wisconsin	L 16-18	J.21 at Minnesota	W 25-23			

YEAR-BY-YEAR RESULTS

1959-60

HEAD COACH: BRANCH MCCrackEN	
D.5	Ball State W 103-63
D.7	at Missouri L 76-79
D.12	Ohio W 80-68
D.14	Kansas State W 67-58
D.19	Detroit W 89-85
D.22	at Butler W 91-85
D.23	vs. Notre Dame# W 71-60
D.28	vs. Maryland^ W 72-63
D.29	at Louisville^ W 90-71
J.2	Purdue L 76-79
J.4	at Northwestern L 57-61
J.9	at Ohio State (#7) L 95-96
J.11	at Michigan W 77-72
J.30	at DePaul W 82-78
F.1	Northwestern W 76-58
F.6	at Wisconsin W 97-85
F.8	Iowa W 87-74
F.13	Wisconsin W 91-71
F.15	Michigan W 86-69
F.20	at Iowa W 79-64
F.22	at Illinois (#20) W 92-78
F.27	Minnesota W 78-74
F.29	Ohio State (#2) W 99-83
M.5	at Michigan State W 86-80

Indianapolis
^ Blue Grass Festival Tournament (Louisville)

1960-61

HEAD COACH: BRANCH MCCrackEN	
D.3	Indiana State W 80-53
D.5	at Kansas State W 98-80
D.10	at Detroit (OT) L 79-81
D.12	Missouri W 66-55
D.17	Nevada W 80-52
D.20	vs. Notre Dame# W 74-69
D.28	Stanford^ W 58-50
D.29	at UCLA^ (#16) L 72-94
D.30	at USC^ L 71-90
J.7	at Michigan W 81-70
J.9	Michigan State W 79-55
J.28	at DePaul W 81-78
J.30	at Minnesota L 58-66
F.4	Northwestern W 90-78
F.6	at Ohio State (#1) L 65-100
F.11	Iowa (#9) L 67-74
F.13	at Purdue L 55-64
F.18	at Wisconsin W 98-84
F.20	Ohio State (#1) L 69-73
F.25	Illinois W 93-82
F.27	at Northwestern (OT) L 58-60
M.4	at Iowa (#6) W 78-69
M.6	Wisconsin W 80-69
M.11	Michigan W 82-67

Ft. Wayne Coliseum
^ Los Angeles Classic

1961-62

HEAD COACH: BRANCH MCCrackEN	
D.2	at Drake L 81-90
D.7	New Mexico State W 74-68
D.9	Kansas State (#8) L 78-88
D.11	vs. North Carolina^ W 76-70
D.16	Detroit W 92-84
D.18	Arizona State W 94-88
D.23	at Iowa State L 70-83
D.30	at Loyola (Chi)& L 90-95
J.2	vs. Notre Dame& W 122-95
J.6	Michigan State W 76-71
J.8	at Minnesota L 100-104
J.13	at DePaul W 98-89
J.27	Minnesota W 105-104
J.29	at Northwestern W 72-71

F.3	at Illinois L 85-96
F.10	at Purdue L 93-105
F.12	Wisconsin L 94-105
F.17	Iowa W 72-69
F.19	Michigan W 86-77
F.24	at Michigan State W 79-55
F.26	at Michigan L 89-110
M.3	Purdue W 88-71
M.5	Illinois W 104-92

^ Ft. Wayne Coliseum
& Los Angeles Classic

1962-63

HEAD COACH: BRANCH MCCrackEN	
D.1	Virginia W 90-59
D.7	Drake L 76-87
D.8	Iowa State L 55-63
D.10	Missouri L 52-53
D.15	North Carolina W 90-76
D.17	Detroit W 92-84
D.19	Loyola (Chicago) (#4) L 94-106
D.21	at Kansas State L 72-88
J.2	vs. Notre Dame# L 70-73
J.5	at Michigan State W 96-84
J.7	Purdue W 85-71
J.26	DePaul W 76-75
J.28	at Purdue W 74-73
F.2	Northwestern L 87-100
F.4	at Illinois (#4) L 101-104
F.9	at Michigan L 86-90
F.11	Minnesota W 89-77
F.16	Illinois (#4) W 103-100
F.18	at Iowa W 72-71
F.23	Michigan State W 113-94
F.25	at Wisconsin L 96-102
M.2	at Minnesota L 73-105
M.4	Michigan W 104-96
M.9	Ohio State (OT) (#3) W 87-85

Ft. Wayne Coliseum

1963-64

HEAD COACH: BRANCH MCCrackEN	
N.30	Southern Illinois W 80-65
D.4	vs. Notre Dame# W 108-102
D.7	vs. North Carolina^ L 70-77
D.9	Kansas State L 84-93
D.14	Missouri W 100-76
D.16	Detroit W 110-92
D.20	at Oregon State L 57-70
D.21	vs. Oregon State& L 52-56
D.31	at Loyola (Chicago) (#3) L 92-105
J.4	Iowa L 71-72
J.6	at Northwestern L 65-79
J.11	at Michigan State L 103-107
J.27	at DePaul (#9) L 78-85
F.1	at Purdue L 84-87
F.3	Illinois W 104-96
F.8	Ohio State (OT) L 96-98
F.10	at Iowa L 75-82
F.15	at Michigan (#2) L 87-99
F.17	at Wisconsin (OT) W 82-80
F.22	Purdue W 92-79
F.24	Wisconsin W 108-82
F.29	at Ohio State L 69-73
M.7	Minnesota L 89-90
M.9	Northwestern W 76-68

Ft. Wayne Coliseum
^ Charlotte (N.C.) Coliseum
& Portland

1964-65

HEAD COACH: BRANCH MCCrackEN	
D.1	Ohio W 81-70
D.5	at Kansas State (#8) W 74-70
D.7	Oklahoma W 87-69
D.12	North Carolina W 107-81
D.14	DePaul W 91-78
D.19	at Detroit W 108-89
D.21	vs. Notre Dame# W 107-81
D.28	vs. St. Louis ^ (#9) W 98-68
D.29	at Memphis State^ W 91-68
J.4	at Illinois (#6) L 81-86
J.9	Northwestern W 86-73
J.11	at Iowa W 85-76
J.16	at Ohio State W 84-72
J.18	Iowa L 68-74
F.4	Michigan State W 112-94
F.8	Loyola (Chicago) W 109-82
F.13	at Northwestern W 86-76
F.15	Michigan (OT) (#1) L 95-96
F.20	Wisconsin W 100-87
F.22	at Purdue L 70-82
F.27	at Minnesota (#8) L 88-100
M.1	Ohio State W 110-90
M.6	Purdue W 90-79
M.8	at Wisconsin W 92-73

Ft. Wayne Coliseum
^ Memphis State Invitational

1965-66

HEAD COACH: LOU WATSON	
D.1	St. Joseph's (Ind.) W 76-62
D.4	at Oklahoma L 82-83
D.6	Detroit L 75-78
D.13	Kansas State L 76-103
D.17	California# W 71-64
D.18	at Kentucky# L 56-91
D.21	vs. Notre Dame^ W 80-58
D.31	vs. Bradley& (#3) W 104-87
J.3	Loyola (Chicago) L 68-91
J.8	Illinois L 84-98
J.10	at Michigan L 68-88
J.15	at Minnesota L 82-91
J.17	Iowa W 73-61
F.1	at DePaul L 79-100
F.5	Michigan (#9) L 76-93
F.7	at Wisconsin L 78-79
F.12	at Illinois W 81-77
F.14	Ohio State W 81-61
F.19	Northwestern L 82-83
F.21	at Purdue L 68-77
F.26	at Michigan State L 63-69
F.28	Minnesota L 90-96
M.5	Michigan State W 86-76
M.7	at Iowa L 77-82

Kentucky Invitational (Lexington)
^ Ft. Wayne Coliseum
& Chicago Stadium

YEAR-BY-YEAR RESULTS

1966-67	18-8, 10-4	J.7 at Michigan (OT) L 87-89	1971-72	17-8, 9-5
BIG TEN CHAMPIONS		J.11 at Iowa L 72-91	HEAD COACH: BOB KNIGHT	
HEAD COACH: LOU WATSON		J.14 Northwestern (#17) W 87-70	D.1 Ball State W 84-77	
D.3 DePaul W 84-71		J.27 DePaul W 87-66	D.4 Miami (Ohio) W 65-50	
D.5 Missouri W 77-65		F.1 Michigan State W 79-76	D.6 Kansas (#14) W 59-56	
D.7 Ohio (OT) L 90-91		F.4 at Wisconsin W 65-63	D.11 vs. Kentucky# (20T) (#7) W 90-89	
D.13 at Kansas State L 69-82		F.8 Minnesota L 83-89	D.15 at Ohio L 70-79	
D.17 at Loyola (Chicago) W 83-73		F.15 at Northwestern L 88-91	D.18 Notre Dame W 94-29	
D.20 vs. Notre Dame# W 94-91		F.18 Purdue (#9) L 95-96	D.22 at Butler W 85-74	
D.27 vs. Oregon State^ W 71-60		F.22 at Minnesota L 79-83	D.28 vs. Brigham Young^ (#8) W 61-50	
D.29 vs. Washington^ L 79-81		F.25 Wisconsin W 101-84	D.29 at Old Dominion^ W 88-86	
D.30 vs. Oregon^ W 102-64		M.1 Illinois (#15) L 64-77	J.4 at Northern Illinois L 71-85	
J.7 at Iowa L 73-84		M.4 at Ohio State L 86-108	J.8 at Minnesota L 51-52	
J.9 Minnesota W 83-68		M.8 at Purdue (#6) L 76-120	J.15 Wisconsin (OT) L 64-66	
J.14 at Ohio State W 81-80		! - Quaker City Tournament (Philadelphia)	J.22 at Ohio State L 74-80	
J.30 DePaul W 72-70		1969-70	7-17, 3-11	
F.4 at Minnesota W 82-81		HEAD COACH: LOU WATSON/ JERRY OLIVER		
F.6 Michigan State W 82-77		D.1 Northern Illinois W 89-81	F.19 Iowa W 86-79	
F.11 Wisconsin W 93-81		D.3 at Loyola-Chicago W 100-95	F.22 at Illinois W 90-71	
F.13 at Michigan State L 77-86		D.6 at Missouri L 96-109	F.26 at Purdue L 69-70	
F.18 at Northwestern W 81-79		D.8 Kansas State W 102-95	F.29 Michigan (#16) W 79-75	
F.20 Illinois W 96-81		D.13 at Kentucky (#1) L 92-109	M.4 Ohio State (#14) W 65-57	
F.25 Iowa (OT) L 74-75		D.15 Ohio Univ. (#19) L 83-89	M.7 at Northwestern W 72-67	
F.27 at Michigan W 98-96		D.20 Notre Dame (#6) L 88-89	M.11 Purdue W 62-48	
M.4 at Illinois L 70-80		D.27 vs. Princeton# L 76-82	<i>National Invitation Tournament (New York)</i>	
M.6 Michigan W 96-90		D.29 vs. Georgia Tech# W 87-65	M.18 Princeton L 60-68	
M.11 Purdue W 95-82		J.3 Michigan State L 84-85	<i># Freedom Hall, Louisville, Ky.</i>	
<i>NCAA Tournament (Evanston, Illinois)</i>		J.6 at Illinois L 74-94	<i>^ Old Dominion Tournament, Norfolk, Va.</i>	
M.16 Virginia Tech L 70-79		J.10 at Minnesota L 65-77		
M.18 Tennessee (#8) W 51-44		J.27 at DePaul L 70-75	1972-73	22-6, 11-3
# Ft. Wayne Coliseum		J.31 at Iowa (#20) L 93-100	NCAA FINAL FOUR	
^ Far West Classic, Portland		F.3 Northwestern W 80-78	BIG TEN CHAMPIONS	
1967-68	10-14, 4-10	F.7 Iowa (#20) L 89-104	HEAD COACH: BOB KNIGHT	
D.2 Northern Illinois W 71-65		F.10 at Purdue L 80-98	D.2 Harvard W 97-76	
D.4 at Missouri W 78-69		F.14 Ohio State L 83-100	D.5 at Kansas W 72-55	
D.9 Ohio W 89-63		F.17 Wisconsin W 89-77	D.9 Kentucky (#6) W 64-58	
D.11 Kansas State W 89-83		F.21 at Michigan State L 66-78	D.12 at Notre Dame W 69-67	
D.16 at NC State (OT) W 101-97		F.24 Michigan W 102-93	D.16 Ohio W 89-68	
D.19 vs. Notre Dame# W 96-91		F.28 at Northwestern L 66-75	D.22 at South Carolina L 85-88	
D.28 vs. Western Kentucky^ L 91-110		M.3 Illinois L 75-85	D.28 vs. Houston# (#13) W 75-72	
D.29 vs. SMU^ L 84-91		M.7 at Michigan L 99-108	D.29 vs. Texas-El Paso# L 65-74	
J.2 at Detroit L 93-99		# Bruin Classic (Los Angeles)	J.3 Ball State W 94-71	
J.6 Minnesota W 74-59		1970-71	17-7, 9-5	
J.9 at Illinois (OT) W 61-60		HEAD COACH: LOU WATSON	J.6 at Wisconsin W 78-64	
J.13 Northwestern L 81-86		D.1 Eastern Michigan W 99-82	J.9 Miami (Ohio) W 80-68	
J.16 at Purdue L 60-89		D.5 at Kansas State W 75-72	J.13 Ohio State W 81-67	
J.29 at DePaul L 78-79		D.12 Kentucky (OT) (#5) L 93-95	J.20 Minnesota (#6) W 83-71	
F.3 at Minnesota L 75-82		D.15 at Notre Dame (#7) W 106-103	J.22 at Michigan State W 97-89	
F.5 Ohio State L 77-78		D.18 Ohio University W 97-88	J.27 at Michigan W 79-73	
F.10 at Wisconsin L 83-95		D.22 Butler W 111-94	F.3 Northwestern W 83-65	
F.17 Michigan W 98-92		D.26 vs. Washington State# L 80-83	F.5 at Ohio State L 69-70	
F.20 at Michigan State L 70-75		D.29 vs. San Jose State# W 86-76	F.10 at Purdue L 69-72	
F.24 Iowa L 70-78		D.30 vs. Ohio State# W 85-77	F.12 Illinois W 87-66	
F.27 at Northwestern (OT) L 66-73		J.9 at Northwestern W 101-90	F.17 at Minnesota (#4) L 75-82	
M.2 at Ohio State L 93-107		J.12 Minnesota W 99-73	F.19 Michigan State W 75-85	
M.5 Wisconsin W 93-85		J.16 at Michigan L 81-92	F.24 Wisconsin W 57-55	
M.9 Purdue L 64-68		F.1 Northern Illinois W 113-112	M.3 at Iowa W 80-64	
# Ft. Wayne Coliseum		F.6 Purdue L 81-85	M.10 Purdue W 77-72	
^ All Sports Classic, Dallas		F.9 Michigan State W 71-70	<i>NCAA Tournament (Nashville, Tenn.)</i>	
1968-69	9-15, 4-10	F.13 at Iowa W 86-84	M.15 Marquette (#5) W 75-69	
HEAD COACH: LOU WATSON		F.16 Michigan State W 90-76	M.17 Kentucky (#17) W 72-65	
D.3 at Ohio L 70-80		F.20 at Illinois W 88-86	<i>NCAA Final Four (St. Louis, Mo.)</i>	
D.7 Missouri W 58-51		F.23 Michigan (#12) W 88-79	M.24 UCLA (#1) L 59-70	
D.9 at Kansas State (OT) L 83-87		F.27 Northwestern W 97-74	M.26 Providence (#4) W 97-79	
D.14 North Carolina State W 77-62		M.1 at Wisconsin (OT) L 87-94	# Sun Bowl Tournament, El Paso	
D.16 Loyola-Chicago W 88-83		M.6 Iowa W 104-88		
D.21 at Notre Dame (#7) L 94-104		M.9 at Ohio State (#12) L 75-91		
D.27 vs. Niagara# W 86-83		M.13 Illinois L 87-103		
D.28 vs. LaSalle# (#17) L 88-108		# Far West Classic, Portland		
D.30 vs. St. Joseph's! L 72-80				
J.4 Ohio State (#13) L 82-90				

YEAR-BY-YEAR RESULTS

2009-10	20-21, 4-14	F27 at Ohio State	L 61-82	2012-13	29-7, 14-4
HEAD COACH: TOM CREAM		M3 Wisconsin	L 67-77	HEAD COACH: TOM CREAM	
N.13 Howard	W 83-60	M5 at Illinois	L 48-72	N.9 Bryant	W 97-54
N.16 USC Upstate	W 69-61	<i>Big Ten Tournament (Indianapolis, Ind.)</i>		N.12 North Dakota State	W 87-61
N.19 vs Mississippi!	L 71-89	M.10 Penn State	L 55-61	N.15 Sam Houston State	W 99-45
N.20 vs Boston University!	L 67-71	^ - Big Ten/ACC Challenge		N.19 Georgia#	W 66-53
N.22 vs George Mason!	L 66-69	! - IBN Las Vegas Classic (Las Vegas, Nev.)		N.20 Georgetown#	W 82-72
N.28 Northwestern State	W 90-72	2011-12	27-9, 11-7	N.25 Ball State	W 101-53
D.1 Maryland^	L 68-80	HEAD COACH: TOM CREAM		N.27 North Carolina^ (#13)	W 83-59
D.8 Pittsburgh#	W 74-64	N.11 Stony Brook	W 96-66	D.1 Coppin State	W 87-51
D.12 Kentucky (#4)	L 73-90	N.13 Chattanooga#	W 78-53	D.8 Central Connecticut	W 100-69
D.19 N.C. Central	W 81-58	N.16 at Evansville	W 94-73	D.15 vs. Butler\$	L 86-88
D.22 Loyola (MD)	L 67-72	N.19 Savannah State#	W 94-65	D.19 Mount St. Mary's	W 93-54
D.28 Bryant	W 90-42	N.21 Gardner-Webb#	W 73-49	D.21 Florida Atlantic	W 88-52
D.31 Michigan	W 71-65	N.27 Butler#	W 75-59	D.28 Jacksonville	W 93-59
J.6 at Ohio State	L 54-79	N.30 at NC State ^	W 86-75	D.31 at Iowa	W 69-65
J.9 Illinois	L 60-66	D.4 Stetson	W 84-50	J.7 at Penn State	W 74-51
J.14 at Michigan	L 45-69	D.10 Kentucky (#1)	W 73-72	J.12 Minnesota (#8)	W 88-81
J.17 Minnesota (OT)	W 81-78	D.17 vs. Notre Dame\$	W 69-58	J.15 Wisconsin	L 59-64
J.21 at Penn State	W 67-61	D.19 Howard	W 107-50	J.20 at Northwestern	W 67-59
J.24 Iowa	L 43-58	D.22 UMBC	W 89-47	J.23 Penn State	W 72-49
J.30 at Illinois	L 70-72	D.28 at Michigan State (#16)	L 65-80	J.27 Michigan State (#13)	W 75-70
F.4 Purdue (#8)	L 75-78	D.31 Ohio State (#2)	W 74-70	J.30 at Purdue	W 97-60
F.7 at Northwestern	L 61-78	J.5 Michigan (#16)	W 73-71	F.2 Michigan(#1)	W 81-73
F.10 Ohio State (#13)	L 52-69	J.8 at Penn State	W 88-82	F.7 at Illinois	L 72-74
F.13 at Wisconsin (#11)	L 55-83	J.12 Minnesota	L 74-77	F.10 at Ohio State (#10)	W 81-68
F.16 Michigan State (#11)	L 58-72	J.15 at Ohio State (#5)	L 63-80	F.13 Nebraska	W 76-47
F.20 at Minnesota	L 58-81	J.18 at Nebraska	L 69-70	F.16 Purdue	W 83-55
F.25 Wisconsin (#17)	L 46-78	J.22 Penn State	W 73-54	F.19 at Michigan State (#4)	W 72-68
F.28 at Iowa	L 57-73	J.26 at Wisconsin (#25)	L 50-57	F.26 at Minnesota	L 73-77
M.3 at Purdue (#7)	L 55-74	J.29 Iowa	W 103-89	M.2 Iowa	W 73-60
M.6 Northwestern	W 88-80	F.1 at Michigan (#22)	L 56-68	M.5 Ohio State (#14)	L 58-67
<i>Big Ten Tournament (Indianapolis, Ind.)</i>		F.4 at Purdue	W 78-61	M.10 at Michigan (#7)	W 72-71
M.11 Northwestern	L 58-73	F.9 Illinois	W 84-71	<i>Big Ten Tournament (Chicago, Ill)</i>	
! - O'Reilly Auto Parts Tipoff (San Juan, Puerto Rico)		F.15 Northwestern	W 71-66	M.15 vs. Illinois	W 80-64
^ - Big Ten/ACC Challenge		F.19 at Iowa	L 66-78	M.16 Wisconsin (#18)	L 56-68
# - Jimmy V Classic (Madison Square Garden)		F.22 N.C. Central	W 75-56	<i>NCAA Tournament (Dayton, OH)</i>	
2010-11	12-20, 3-15	F.26 at Minnesota	W 69-50	M.22 James Madison	W 83-62
HEAD COACH: TOM CREAM		F.28 Michigan State (#5)	W 70-55	M.24 Temple	W 58-52
N.12 Florida Gulf Coast	W 88-60	M.4 Purdue	W 85-74	<i>NCAA Tournament (Washington D.C.)</i>	
N.14 Wright State	W 67-44	<i>Big Ten Tournament (Indianapolis, Ind.)</i>		M.28 Syracuse (#18)	L 50-61
N.16 Mississippi Valley State	W 71-54	M.8 Penn State	W 75-58	# - Legends Classic	
N.21 Evansville	W 67-54	M.9 Wisconsin (#14)	L 71-79	^ - Big Ten/ACC Challenge	
N.23 N.C. Central	W 72-56	<i>NCAA Tournament (Portland, Ore.)</i>		\$ - Close The Gap Crossroads Classic (Indianapolis - Consecoc)	
N.26 Northwestern St.	W 100-66	M.15 New Mexico State	W 79-66		
D1 at Boston College ^	L 76-88	M.17 VCU	W 63-61		
D4 Savannah State	W 79-57	<i>NCAA Tournament (Atlanta, Ga.)</i>			
D11 at Kentucky	L 62-81	M.23 Kentucky (#1)	L 90-102		
D17 Siu Edwardsville!	W 88-54	# - Hoosier Invitational (Bloomington, Ind.)			
D19 South Carolina St.!	W 102-60	^ - Big Ten/ACC Challenge			
D22 Northern Iowa !	L 61-67	\$ - Close The Gap Crossroads Classic (Indianapolis - Consecoc)			
D23 Colorado !	L 69-78				
D27 Penn State	L 60-69				
D31 Ohio State	L 67-85				
J1 at Minnesota	L 63-67				
J9 at Northwestern	L 81-93				
J15 Michigan	W 80-61				
J20 at Wisconsin	L 60-69				
J23 at Iowa	L 77-91				
J27 Illinois	W 52-49				
J30 at Michigan State	L 83-84				
F2 Minnesota	W 60-57				
F5 Iowa	L 63-64				
F8 at Purdue	L 53-67				
F12 at Michigan	L 69-73				
F19 Northwestern	L 64-70				
F23 Purdue	L 61-72				

REGULAR SEASON TOURNAMENTS

ALLSPORTS CLASSIC
DALLAS

1967-68 0-2

BIG FOUR CLASSIC
INDIANAPOLIS

1987-88 0-1

1988-89 0-1

1989-90 1-0

1990-91 1-0

BLUEGRASS FESTIVAL TOURNAMENT
LOUISVILLE

1959-60 2-0

BRUIN CLASSIC
LOS ANGELES

1969-70 1-1

CABRILLO CLASSIC
SAN DIEGO

1979-80 2-0

CHICAGO INVITATIONAL
HOFFMAN ESTATES, ILL.

2008-09 3-1

CROSSROADS CLASSIC
INDIANAPOLIS

2011-12 1-0

2012-13 0-1

Total 1-1**ECAC HOLIDAY FESTIVAL**
NEW YORK

1975-76 3-0

1981-82 0-2

FAR WEST CLASSIC
PORTLAND

1966-67 2-1

1970-71 2-1

1973-74 2-1

1978-79 2-1

Total 8-4**GATOR BOWL CLASSIC**
JACKSONVILLE

1977-78 2-0

GREAT ALASKA SHOOTOUT
ANCHORAGE

1995-96 1-2

2001-02 2-1

HALL OF FAME TIPOFF CLASSIC
SPRINGFIELD

1991-92 1-0

1999-00 1-0

HOOSIER CLASSIC
INDIANAPOLIS

1982-83 2-0

1983-84 2-0

1984-85 2-0

1985-86 2-0

1986-87 2-0

1987-88 2-0

1988-89 2-0

1989-90 2-0

1990-91 2-0

1991-92 2-0

1992-93 2-0

1993-94 2-0

1994-95 2-0

1995-96 2-0

1996-97 2-0

1997-98 2-0

1998-99 2-0

1999-00 2-0

2000-01 2-0

2001-02 1-1

Total 39-1**HOOSIER INVITATIONAL**
BLOOMINGTON

2011-12 4-0

INDIANA CLASSIC
BLOOMINGTON

1974-75 2-0

1975-76 2-0

1976-77 2-0

1977-78 2-0

1978-79 2-0

1979-80 2-0

1980-81 2-0

1981-82 2-0

1982-83 2-0

1983-84 2-0

1984-85 2-0

1985-86 2-0

1986-87 2-0

1987-88 2-0

1988-89 2-0

1989-90 2-0

1990-91 2-0

1991-92 2-0

1992-93 2-0

1993-94 2-0

1994-95 2-0

1995-96 2-0

1996-97 2-0

1997-98 2-0

1998-99 2-0

1999-00 1-1

2000-01 2-0

Total 53-1**JIMMY V CLASSIC**
EAST RUTHERFORD, N.J.

1999-2000 1-0

JIMMY V CLASSIC
MADISON SQUARE GARDEN

2009-10 1-0

KENTUCKY CLASSIC
LEXINGTON, KY.

1965-66 1-1

LAS VEGAS INVITATIONAL*BLOOMINGTON/LAS VEGAS*

2010-11 2-2

MAUI INVITATIONAL
MAUI

1990-91 2-1

1994-95 1-2

1998-99 2-1

2002-03 3-0

2008-09 1-2

Total 9-6**MEMPHIS STATE INVITATIONAL**
MEMPHIS, TENN.

1964-65 2-0

NABC CLASSIC
INDIANAPOLIS

1967-68 0-2

NIT PRESEASON

1988-89 2-2

1992-93 4-0

1996-97 4-0

2000-01 2-2

2006-07 1-1

Total 13-5**OLD DOMINION TOURNAMENT**

1971-72 2-0

PETE NEWELL CHALLENGE
OAKLAND

1997-98 1-0

PROGRESSIVE LEGENDS CLASSIC
BLOOMINGTON/BROOKLYN

2012-13 4-0

QUAKER CITY TOURNAMENT
PHILADELPHIA

1968-69 1-2

RAINBOW CLASSIC
HONOLULU

1974-75 3-0

1979-80 1-2

SEAWOLF CLASSIC
ANCHORAGE

1978-79 1-2

SUGAR BOWL TOURNAMENT
NEW ORLEANS

1976-77 2-0

SUN BOWL TOURNAMENT
EL PASO, TEXAS

1972-73 1-1

UNITED AIRLINES TIPOFF CLASSIC
HONOLULU

1997-98 0-1

TEAM RECORDS BY DECADE

1901-1909						1940-1949							
Overall	Big Ten		Pos.	Captain(s)		Overall	Big Ten		Pos.	Captain(s)			
	W	L					W	L				W	L
1901	1	4		Ernest Strange		1940	20	3	9	3	2nd	Marvin Huffman	
1902	4	4	0	2	Phelps Darby	1941	17	3	10	2	2nd		
1903	8	4	0	2	Harry Ayre	1942	15	6	10	5	T2	Andy Zimmer	
1904	5	4	0	2	Leslie Maxwell	1943	18	2	11	2	2nd	Irvin Swanson	
1905	5	12	1	1	Earl Taber	1944	7	15	2	10	T8	Paul Shields	
1906	7	9	2	2	3rd	1945	10	11	3	9	9th	Al Kralovansky	
1907	9	5	0	0	8th	1946	18	3	9	3	2nd	D. Whittenbraker	
1908	9	6	2	4	6th	1947	12	8	8	4	2nd	Ralph Hamilton	
1909	5	9	2	6	6th	1948	8	12	3	9	T8	Ward Williams	
Total	53	57	7	21		1949	14	8	6	6	T4	Don Ritter	
						Total	139	71	71	53			
1910-1919						1950-1959							
Overall	Big Ten		Pos.	Captain(s)		Overall	Big Ten		Pos.	Captain(s)			
	W	L					W	L				W	L
1910	5	8	3	7	7th	Dean Barnhart	1950	17	5	7	5	T3	Lou Watson
1911	11	5	5	5	7th	Homer Hipkind	1951	19	3	12	2	2nd	Bill Tosheff
1912	6	11	1	9	6th	Merrill Davis	1952	16	6	9	5	4th	Bob Masters
1913	5	11	0	10	9th	H.J. Freeland	1953	23	3	17	1	1st	Bob Leonard
1914	2	12	1	11	9th	Frank Whitaker	1954	20	4	12	2	1st	Bob Leonard
1915	4	9	1	9	9th	Frank Whitaker	1955	8	14	5	9	T6	Don Schlundt
1916	6	7	3	5	5th	Allan Maxwell	1956	13	9	6	8	T6	Wally Choice
1917	13	6	3	5	5th	S. Buschmann	1957	14	8	10	4	T1	Charles Hodson
1918	10	4	3	3	6th	Phillip Bowser	1958	13	11	10	4	1st	Pete Obrensky
1919	10	7	4	6	6th	Ardith Phillips	1959	11	11	7	7	T5	Gene Flowers
Total	72	80	24	70			Total	154	74	95	47		
1920-1929						1960-1969							
Overall	Big Ten		Pos.	Captain(s)		Overall	Big Ten		Pos.	Captain(s)			
	W	L					W	L				W	L
1920	13	8	6	4	4th	Arlo Byrum	1960	20	4	11	3	2nd	Frank Radovich
1921	15	6	6	5	T6	Everett Dean	1961	15	9	8	6	T4	Gary Long
1922	10	10	3	7	9th	Eugene Thomas	1962	14	9	7	7	4th	Charley Hall
1923	8	7	5	7	7th	Wilfred Bahr	1963	13	11	9	5	3rd	Tom Bolyard
1924	11	6	7	5	T6		1964	9	15	5	9	8th	Jon McGlocklin
1925	12	5	8	4	T2	Paul Parker	1965	19	5	9	5	4th	Jon McGlocklin, Al Harden
1926	12	5	8	4	T1	Palmer Sponsler	1966	8	16	4	10	T9	Gary Grieger
1927	13	4	9	3	2nd	Julius Krueger	1967	18	8	10	4	T1	Jack Johnson
1928	15	2	10	2	T1	Robert Correll	1968	10	14	4	10	T9	Butch Joyner
1929	7	10	4	8	8th	Dale Wells	1969	9	15	4	10	10th	Bill DeHeer
Total	116	63	66	49			Total	135	106	71	69		
1930-1939						1970-1979							
Overall	Big Ten		Pos.	Captain(s)		Overall	Big Ten		Pos.	Captain(s)			
	W	L					W	L				W	L
1930	8	9	7	5	T4	Br. McCracken	1970	7	17	3	11	10th	Rick Atkinson
1931	9	8	5	7	6th		1971	17	7	9	5	4th	Jim Harris
1932	8	10	4	8	7th		1972	17	8	9	5	T3	Joby Wright
1933	10	8	6	6	T6	Glendon Hodson	1973	22	6	11	3	1st	John Ritter
1934	13	7	6	6	T5	Woodrow Weir	1974	23	5	12	2	T1	Steve Green, Quinn Buckner
1935	14	6	8	4	T4	Willard Kehrt, Robert Porter	1975	31	1	18	0	1st	Steve Green, John Laskowski
1936	18	2	11	1	T1	Lester Stout, Wendell Walker	1976	32	0	18	0	1st	Quinn Buckner
1937	13	7	6	6	T6	Ken Gunning, Vernon Huffman	1977	16	11	11	7	5th	Kent Benson
1938	10	10	4	8	8th	Joseph Platt	1978	21	8	12	6	2nd	Wayne Radford, Jim Wisman
1939	17	3	9	3	2nd	Ernest Andres	1979	22	12	10	8	5th	Mike Woodson
Total	120	72	66	54			Total	208	75	113	47		

TEAM RECORDS BY DECADE

	1980-1989					Captain(s)
	Overall		Big Ten		Pos.	
	W	L	W	L		
1980	21	8	13	5	1st	Mike Woodson, Butch Carter
1981	26	9	14	4	1st	Ray Tolbert, Glen Grunwald
1982	19	10	12	6	T2	Landon Turner
1983	24	6	13	5	1st	Ted Kitchel, Randy Wittman
1984	22	9	13	5	3rd	Dan Dakich
1985	19	14	7	11	7th	Dan Dakich
1986	21	8	13	5	2nd	Steve Alford, Winston Morgan, Stew Robinson
1987	30	4	15	3	T1	Steve Alford, Todd Meier, Daryl Thomas
1988	19	10	11	7	5th	Steve Eyl, Dean Garrett, Keith Smart
1989	27	8	15	3	1st	Joe Hillman
Total	228	86	126	54		

	1990-1999					Captain(s)
	Overall		Big Ten		Pos.	
	W	L	W	L		
1990	18	11	8	10	7th	Jeff Oliphant
1991	29	5	15	3	T1	Lyndon Jones
1992	27	7	14	4	2nd	Eric Anderson, Jamal Meeks
1993	31	4	17	1	1st	Calbert Cheaney, Greg Graham, Matt Nover
1994	21	9	12	6	3rd	Chris Reynolds, Damon Bailey, Pat Graham, Todd Leary
1995	19	12	11	7	T3	Alan Henderson, Pat Knight
1996	19	12	12	6	T2	Brian Evans, Todd Lindeman
1997	22	11	9	9	T6	Game Captains
1998	20	12	9	7	T5	Game Captains
1999	23	11	9	7	T3	A.J. Guyton
Total	229	94	116	60		

	2000-2009					Captain(s)
	Overall		Big Ten		Pos.	
	W	L	W	L		
2000	20	9	10	6	5th	Michael Lewis, A.J. Guyton
2001	21	13	10	6	4th	Dane Fife, Kirk Haston, Jarrad Odle
2002	25	12	11	5	T1st	Dane Fife, Jarrad Odle
2003	21	13	8	8	6th	Tom Coverdale, Kyle Hornsby, Jeff Newton
2004	14	15	7	9	T9th	A.J. Moye, George Leach
2005	15	14	10	6	T4th	
2006	19	12	9	7	T4th	
2007	21	11	10	6	T3rd	
2008	25	8	14	4	3rd	D.J. White, Lance Stemler
2009	6	25	1	17	11th	Kyle Taber
Total	187	132	90	74		

	2010-2019					Captain(s)
	Overall		Big Ten		Pos.	
	W	L	W	L		
2010	10	21	4	14	9th	
2011	12	20	3	15	11th	
2012	27	9	11	7	5th	
2013	29	7	14	4	1st	
Total	78	57	32	40		

Overall Record: 1719-966 (.640)

Big Ten Record: 877-619 (.586)

The year represents the year a season ended
(i.e. 2012 is the 2011-12 season)

NCAA TOURNAMENT RESULTS

1993 - NO. 1 SEED

<i>Midwest 1st/2nd Rounds, Indianapolis</i>	IU	Opp
Mar. 19 No. 16 Wright State	97	54
Mar. 21 No. 9 Xavier	73	70
<i>Midwest Reg., St. Louis, Mo.</i>		
Mar. 25 No. 4 Louisville	82	69
Mar. 27 No. 2 Kansas	77	83

1994 - NO. 5 SEED

<i>East 1st/2nd Rounds, Landover, Md.</i>	IU	Opp
Mar. 18 No. 12 Ohio	84	72
Mar. 20 No. 4 Temple	67	58
<i>East Reg., Miami, Fla.</i>		
Mar. 25 No. 9 Boston College	68	77

1995 - NO. 9 SEED

<i>West 1st Round, Boise, Idaho</i>	IU	Opp
Mar. 17 No. 8 Missouri	60	65

1996 - NO. 6 SEED

<i>Southeast 1st/2nd Rounds, Orlando, Fla.</i>	IU	Opp
Mar. 15 No. 11 Boston College	51	64

1997 - NO. 8 SEED

<i>East 1st Round, Winston-Salem, N.C.</i>	IU	Opp
Mar. 13 No. 9 Colorado	62	80

1998 - NO. 7 SEED

<i>East 1st/2nd Rounds, Washington D.C.</i>	IU	Opp
Mar. 12 No. 10 Oklahoma	94	87
Mar. 14 No. 2 Connecticut	61	78

1999 - NO. 6 SEED

<i>South 1st/2nd Rounds, Orlando, Fla.</i>	IU	Opp
Mar. 11 No. 11 George Wash.	108	88
Mar. 13 No. 3 St. John's	61	86

2000 - NO. 6 SEED

<i>East 1st Round, Buffalo, N.Y.</i>	IU	Opp
Mar. 17 No. 11 Pepperdine	57	77

2001 - NO. 4 SEED

<i>West 1st Round, San Diego, Calif.</i>	IU	Opp
Mar. 15 No. 13 Kent State	73	77

2002 - NCAA FINAL FOUR - NO. 5 SEED

<i>West 1st/2nd Rounds, Sacramento, Calif.</i>	IU	Opp
Mar. 14 No. 12 Utah	75	56
Mar. 16 No. 13 UNC Wilmington	76	67
<i>Midwest Reg., Lexington, Ky.</i>	IU	Opp
Mar. 21 No. 1 Duke	74	73
Mar. 23 No. 10 Kent State	81	69
<i>NCAA Final Four, Atlanta, Ga.</i>	IU	Opp
Mar. 30 No. 2 Oklahoma	73	64
Apr. 1 No. 1 Maryland	52	64

2003 - NO. 7 SEED

<i>Midwest 1st/2nd Rounds, Boston</i>	IU	Opp
Mar. 21 No. 10 Alabama	67	62
Mar. 23 No. 2 Pittsburgh	52	74

2006 NO. 6 SEED

<i>Oakland Reg., 1st/2nd, Salt Lake City</i>	IU	Opp
Mar. 16 No. 11 San Diego State	87	83
Mar. 18 No. 3 Gonzaga	80	90

2007 NO. 7 SEED

<i>West Reg., Sacramento, Calif.</i>	IU	Opp
Mar. 15 No. 10 Gonzaga	70	57
Mar. 17 No. 2 UCLA	49	54

2008 NO. 8 SEED

<i>East Reg., 1st Rd., Raleigh, N.C.</i>	IU	Opp
Mar. 21 No. 9 Arkansas	72	86

2012 NO. 4 SEED

<i>South Reg., 2nd/3rd Rd., Portland, Ore.</i>	IU	Opp
Mar. 15 No. 13 New Mexico State	79	66
Mar. 17 No. 12 VCU	63	61
<i>South Reg., Semifinals, Atlanta, Ga.</i>	IU	Opp
Mar. 23 No. 1 Kentucky	90	102

2013 NO. 1 SEED

<i>East Reg., 1st/2nd Rounds, Dayton, OH</i>	IU	Opp
Mar. 22 No. 16 James Madison	83	62
Mar. 24 No. 9 Temple	58	52
<i>East Reg. 3rd Round, Washington D.C.</i>		
Mar. 28 No. 4 Syracuse	50	61



ALL-TIME HEAD COACHES

J.H. HORNE - 1901

1-4 (.250), 0-2 (.000)

J.H. Horne was the first coach in Indiana history and coached the Hoosiers in 1901. He led the squad to a 1-4 overall record with an 0-2 record in the Big Ten Conference.

PHELPS DARBY - 1902

4-4 (.500), 0-2 (.000)

Phelps Darby coached the Hoosiers in 1902. Darby, who also served as the center on the team, led the team to a .500 record (4-4) and a 0-2 record in the Big Ten Conference.

WILLIS COVAL - 1903-04

13-8 (.619), 0-4 (.000)

Not only serving as head coach but also as a reserve guard was highly-touted football player Willis Coval. Coval led the Hoosiers to their first pair of winning seasons. The team went 8-4 in 1903 and 5-4 in 1904 under his guidance. The Big Ten Conference slump continued for Indiana after Coval's teams went a combined 0-4 in conference play.

ZORA G. CLEVINGER - 1905-06

12-21 (.364), 3-3 (.500)

The Hoosiers' fourth coach was Indiana football All-American Zora G. Clevenger who served the squad in 1905 and 1906. Clevenger led the Hoosiers to a 12-21 record, and guided the team to its first Big Ten Conference victory and .500 conference season at 3-3. Clevenger later served as the athletic director at Indiana University and is a 1982 inductee into the IU Athletic Hall of Fame.

JAMES SHELDON - 1907

9-5 (.643)

James Sheldon spent one season as the head coach of the Hoosiers and led them to a 9-5 record.

ED COOK - 1908

9-6 (.600), 2-4 (.333)

Ed Cook led the Hoosiers in 1908. Under his guidance, the Hoosiers finished 9-6 overall and 2-4 in the Big Ten Conference.

ROBERT HARRIS - 1909

5-9 (.357), 2-6 (.250)

Robert Harris coached the Hoosiers in 1909 and led them to a 5-9 season. The Big Ten Conference slump took hold again as for the second consecutive year Indiana finished under .500, going 2-6.

JOHN GEORGEN - 1910

5-8 (.385), 3-7 (.300)

John Georgen coached the Hoosiers in 1910 and led them to a 5-8 season including a 3-7 season in the Big Ten Conference.

OSCAR RACKLE - 1911

11-5 (.688), 5-5 (.500)

Oscar Rackle led the Hoosiers to its first .500 season in the Big Ten Conference since 1906 in 1911. Rackle coached the Hoosiers to an 11-5 overall record and finished the season 5-5 in the Big Ten.

JAMES KASE - 1912

6-11 (.353), 1-9 (.100)

James Kase coached the Hoosiers in 1912. He led Indiana to a 6-11 season and a 1-9 Big Ten Conference record.

ARTHUR POWELL - 1913

5-11 (.312), 0-10 (.000)

Arthur Powell led Indiana to an overall record of 5-11 and for the first time in its history IU finished the Big Ten regular season winless, going 0-10.

ARTHUR BERNDT - 1914-15

6-21 (.222), 2-20 (.091)

Indiana Hall of Famer Arthur Berndt coached the Hoosiers in 1914 and 1915. He finished his two-year tenure with a mark of 6-21.

ALLAN WILLISFORD - 1916

6-7 (.462), 3-5 (.375)

Allan Willisford led the Hoosiers in 1916 and finished the year with a 6-7 overall record. He also coached Indiana to a 3-5 Big Ten Conference record.

G.S. LOWMAN - 1917

13-6 (.684), 3-5 (.375)

G.S. Lowman coached Indiana in 1917 leading the team to a 13-6 overall record. In the Big Ten Conference, Lowman finished his coaching career with a 3-5 record.

DANA M. EVANS - 1918-19

20-11 (.645), 7-9 (.438)

Dana M. Evans led the Hoosiers in 1918 and 1919. He coached them to a 20-11 overall record and a Big Ten mark of 7-9.

EWALD O. STIEHM - 1920

13-8 (.619), 6-4 (.600)

Ewald O. Stiehm coached Indiana in 1920. He led them to a 13-8 overall record including a Big Ten Conference record of 6-4.

GEORGE W. LEWIS - 1921-22

25-16 (.610), 9-12 (.429)

George W. Lewis spent two seasons with the Hoosiers, 1921 and 1922. He led the squad to a 25-16 overall record and a 9-12 mark in the Big Ten Conference.

LESLIE MANN - 1923-24

19-13 (.594), 12-12 (.500)

Leslie Mann coached the Hoosiers for two seasons in 1923 and 1924. The squad, under Mann's guidance, finished 19-13 in those two years with a .500 Big Ten Conference record of 12-12.

EVERETT DEAN - 1925-38

162-93 (.635), 96-72 (.571)

From being the first All-American basketball player at Indiana University to receiving the Big Ten medal for academic and athletic excellence, Everett Dean was the choice to lead the Hoosiers through the Roaring 20s. Dean led the Hoosiers to their first-ever Big Ten Conference co-championship which they clinched in a 15-point victory over Wisconsin to end the 1926 season. He led the squad to two more Big Ten titles and had an impressive overall career record of 162-93 with a Big Ten mark of 96-72 which was by far the most successful coaching career in Indiana basketball history at the time. Dean's era officially kicked off the tradition of Hoosier basketball at Indiana University that continues today. Dean was inducted into the Indiana University Athletic Hall of Fame in 1982.

BRANCH MCCrackEN - 1939-43, 1947-65

364-174 (.677), 210-116 (.644)

While Dean's era dug the foundation for college basketball at Indiana, Branch McCracken's two stints as Indiana University Head Basketball Coach were the concrete needed to solidify that foundation. McCracken spent 24 years at the helm of the "Hurryn' Hoosiers" and brought two National Championships, four Big Ten Championships and IU's first four 20-win seasons to Bloomington. The first national title came in 1940 when the Hoosiers finished 20-3 overall and 9-3 in the Big Ten. NCAA Championship number two came in the 1952-53 season when the squad racked up a then-school-record 23 wins to only three losses, an unprecedented 17-1 Big Ten record and IU's first outright Big Ten Championship. McCracken led the squad to a 364-174 overall record and a 210-116 Big Ten record. His 450 career wins places him 76th on the NCAA's all-time victories list and 86th on the all-time winningest coaches list. McCracken served as a lieutenant in the U.S. Army in World War I from 1944-46. The legendary coach was elected to the Indiana University Athletic Hall of Fame in 1982.

HARRY C. GOOD - 1944-46

35-29 (.547), 14-22 (.389)

Harry C. Good coached the Hoosiers for three seasons from 1944-1946 while Branch McCracken served as a lieutenant in the U.S. Army. He led Indiana to a 35-29 overall mark and a Big Ten Conference mark of 14-22.

ALL-TIME HEAD COACHES

LOU WATSON - 1966-71

62-60 (.508), 31-39 (.443)

Lou Watson spent six seasons with the Hoosiers. From 1966-1971 he coached the Hoosiers to a 62-60 overall record and a 31-39 Big Ten Conference mark. Watson, in 1970, coached an IU legend who only spent one season as a Hoosier. George McGinnis led the Big Ten in scoring (29.9 ppg) and rebounding (14.5 rpg). His 29.9 points per game average is still the highest single-season average in the history of Indiana basketball.

JERRY OLIVER - 1970

7-17 (.292), 3-11 (.214)

Jerry Oliver spent one season as the acting head coach of Indiana basketball. He was named acting head coach after head coach Lou Watson had surgery to remove cancer from his back. Oliver led the Hoosiers to a 7-17 overall mark including a 3-11 record in the Big Ten Conference.

BOB KNIGHT - 1972-2000

662-239 (.737), 354-150 (.704)

From the plaid jacket to the famed red sweater the name Bob Knight became synonymous with Indiana University basketball and in his 29 seasons no one could deny him that distinction. "The General" led the Hoosiers to three national championships, 11 Big Ten championships and one National Invitation Tournament title. The greatest accomplishment in the Bob Knight era was the 1975-76 National Championship run where the Hoosiers began the year as the Associated Press' preseason number one team and carried that ranking all the way through the season to Knight's first and the school's third NCAA Championship. That squad was also the last team to finish the season perfect with a 32-0 overall record and an 18-0 Big Ten mark. Knight's second title came during the 1980-81 season when Isiah Thomas led the squad to the NCAA title over the North Carolina Tar Heels. The squad's final championship of the Knight era came in the 1986-87 season when Keith Smart hit the career-winning shot to defeat Syracuse in the national title game. Knight's career saw numerous achievements by both the coach himself and his players. He was awarded with National Coach-of-the-Year honors on four occasions in 1975, 76, 87 and 1989. He ranks sixth on the all-time coaches list for victories and is the 30th winningest coach of all-time. Under Knight's leadership, Calbert Cheaney became the all-time leading scorer in Big Ten history. He also coached nine Big Ten MVPs and had a total of 27 All-Americans play in Assembly Hall. Knight had an overall Indiana record of 662-239 and a Big Ten Conference mark of 354-150. He was inducted into the IU Athletic Hall of Fame in 2009.

MIKE DAVIS - 2000-06

115-79 (.592), 55-41 (.573)

Mike Davis served as Indiana head coach from 2000-06, and he compiled a 115-79 overall record and a 55-41 Big Ten Conference ledger. Davis was the first coach in IU history to open his tenure with three straight 20-plus win seasons and three straight NCAA Tournament appearances. Davis directed the Hoosiers to a share of the 2002 Big Ten championship and an appearance in the 2002 national championship game. Davis led IU to postseason appearances five of his six years as head coach (four NCAA and one NIT), and the Hoosiers defeated 22 nationally-ranked opponents in his tenure.

KELVIN SAMPSON - 2006-08

43-15 (.741), 20-9 (.690)

Two-time National Coach of the Year Kelvin Sampson was named the 26th head coach in Indiana University history on March 29, 2006. In his first year with the Cream and Crimson, Sampson's squad finished 21-11 and tied a school record by going 15-0 at Assembly Hall. The Hoosiers earned their 34th NCAA Tournament bid, advanced to the second round of the West Regional after defeating Gonzaga, 70-57, in the first round, and were ranked as high as 19th in the country during the regular season. During his second year, the Hoosiers were nationally ranked for the majority of the year and were ranked as high as eighth in the country. However, prior to the start of the season, IU announced that a series of recruiting sanctions and corrective actions were being imposed on Sampson and his staff. When the NCAA announced that possible major violations had occurred during his tenure, Sampson resigned after leading IU to a 22-4 record.

DAN DAKICH - Feb. 2008-Mar. 2008

3-4 (.429), 2-2 (.500)

Longtime assistant and former player Dan Dakich served as the interim coach for the Hoosiers following the resignation of Kelvin Sampson. He guided IU to a win at Northwestern and triumphs at home against Ohio State and Minnesota. He also took the Hoosiers to their 35th NCAA Tournament appearance.

TOM CREAN - 2008-Present

84-82 (.506), 33-57 (.366)

Tom Crean was named head coach on April 2, 2008. He suited up the least experienced team in Big Ten history during his first season and took his team to the EA Sports Maui Invitational and had the Hoosiers play the first-ever game in Lucas Oil Stadium against Gonzaga. His first recruiting class in 2009 was ranked tops in the Big Ten and among the best ten in the country. In year two, the Hoosiers defeated Pitt at Madison Square Garden and Crean picked up his first conference road win at Penn State. The third year saw the Hoosiers defeat #20 Illinois and #18 Minnesota in Assembly Hall to give Crean his first two victories over ranked opponents at Indiana. He led IU to a 27-9 mark and a berth in the Sweet Sixteen in year four and defeated the #1, #2 and #5 squads in the country while posting a 15 1/2 game turnaround the largest among major college programs. Last year, the Hoosiers finished 29-7 and won their first outright Big Ten Conference championship in 20 years when they won at Michigan, 72-71 on the final day of the regular season. IU made its second straight Sweet Sixteen appearance and spent 11 weeks as the No.1 team in the country. In addition, he saw Victor Oladipo and Cody Zeller earn first-team All-American honors.

Coach	Years	W	L	Pct.
J.H. Horne	1901	1	4	.200
Phelps Darby	1902	4	4	.500
Willis Coval	1903-04	13	8	.619
Zora G. Cleveenger	1905-06	12	21	.364
James Sheldon	1907	9	5	.643
Ed Cook	1908	9	6	.600
Robert Harris	1909	5	9	.357
John Georgen	1910	5	8	.385
Oscar Rackle	1911	11	5	.688
James Kase	1912	6	11	.353
Arthur Powell	1913	5	11	.312
Arthur Berndt	1914-15	6	21	.222
Allan Willisford	1916	6	7	.462
G.S. Lowman	1917	13	6	.684
Dana M. Evans	1918-19	20	11	.645
Ewald O. Stiehm	1920	13	8	.619
George W. Lewis	1921-22	25	16	.610
Leslie Mann	1923-24	19	13	.594
Everett Dean	1925-38	162	93	.635
Branch McCracken	1939-43, 47-65	364	174	.677
Harry C. Good	1944-46	35	29	.547
Lou Watson	1966-71	62	60	.508
Jerry Oliver	1970	7	17	.292
Bob Knight	1972-00	662	239	.737
Mike Davis	2000-06	115	79	.592
Kelvin Sampson	2006-08	43	15	.741
Dan Dakich	2008	3	4	.429
Tom Crean	2008-Pres.	84	82	.506

ALL-TIME COACHING STAFF

HARRY GOOD ERA (interim)

1943-44	Bill Johnson
1944-45	Bill Johnson
1945-46	No Assistant

BRANCH McCRACKEN ERA

1938-39	Ralph Graham
1939-40	Ralph Graham
1940-41	Ralph Graham
1941-42	Ralph Graham
1942-43	Bill Johnson
1946-47	No Assistant
1947-48	Lawrence McCreary, Ernie Andres
1948-49	Lawrence McCreary, Ernie Andres
1949-50	Ernie Andres
1950-51	Ernie Andres
1951-52	Ernie Andres
1952-53	Ernie Andres
1953-54	Ernie Andres, Phil Buck
1954-55	Ernie Andres, Lou Watson
1955-56	Ernie Andres, Lou Watson
1956-57	Ernie Andres, Lou Watson
1957-58	Ernie Andres, Lou Watson
1958-59	Lou Watson, Gene Ring
1959-60	Lou Watson, Gene Ring
1960-61	Lou Watson
1961-62	Lou Watson, Don Luft
1962-63	Lou Watson, Don Luft
1963-64	Lou Watson, Don Luft
1964-65	Lou Watson, Don Luft

LOU WATSON ERA

1965-66	Don Luft, Tom Bolyard
1966-67	Don Luft, Tom Bolyard
1967-68	Don Luft, Tom Bolyard
1968-69	Jerry Oliver, Tom Bolyard
1969-70	Jerry Oliver, Tom Bolyard
1970-71	Jerry Oliver, Tom Bolyard

BOB KNIGHT ERA

1971-72	Dave Bliss, John Hulls, Bob Weltlich
1972-73	Dave Bliss, John Hulls, Bob Weltlich
1973-74	Dave Bliss, Bob Donewald, Bob Weltlich
1974-75	Dave Bliss, Bob Donewald, Bob Weltlich
1975-76	Harold Andreas, Bob Donewald, Bob Weltlich
1976-77	Harold Andreas, Bob Donewald, Tom Miller, Ted Chidster
1977-78	Bob Donewald, Tom Miller, Jim Crews
1978-79	Gerry Gimelstob, Tom Miller, Jim Crews
1979-80	Gerry Gimelstob, Tom Miller, Jim Crews, Jene Davis
1980-81	Roy Bates, Jim Crews, Jene Davis, Gerry Gimelstob
1981-82	Jim Crews, Jene Davis, Kohn Smith, Joby Wright
1982-83	Jim Crews, Kohn Smith, Royce Waltman, Joby Wright
1983-84	Jim Crews, Kohn Smith, Royce Waltman, Joby Wright
1984-85	Jim Crews, Kohn Smith, Royce Waltman, Joby Wright
1985-86	Ron Felling, Kohn Smith, Royce Waltman, Joby Wright
1986-87	Ron Felling, Kohn Smith, Royce Waltman, Joby Wright
1987-88	Dan Dakich, Ron Felling, Joby Wright, Taylor Locke
1988-89	Dan Dakich, Ron Felling, Taylor Locke, Joby Wright
1989-90	Dan Dakich, Don Donoher, Ron Felling, Joby Wright
1990-91	Dan Dakich, Norm Ellenberger, Ron Felling
1991-92	Dan Dakich, Norm Ellenberger, Ron Felling
1992-93	Dan Dakich, Norm Ellenberger, Ron Felling
1993-94	Dan Dakich, Norm Ellenberger, Ron Felling
1994-95	Dan Dakich, Norm Ellenberger, Ron Felling
1995-96	Dan Dakich, Ron Felling, Craig Hartman
1996-97	Dan Dakich, Ron Felling, Craig Hartman
1997-98	Mike Davis, Craig Hartman, John Treloar
1998-99	Mike Davis, Pat Knight, John Treloar
1999-00	Mike Davis, Pat Knight, John Treloar

MIKE DAVIS ERA

2000-01	John Treloar, Julius Smith, Dan Panaggio
2001-02	John Treloar, Jim Thomas, Ben McDonald
2002-03	John Treloar, Jim Thomas, Ben McDonald
2003-04	Kerry Rupp, Donnie Marsh, Thad Fitzpatrick
2004-05	Kerry Rupp, Donnie Marsh, Thad Fitzpatrick
2005-06	Kerry Rupp, Donnie Marsh, Sidney Green

KELVIN SAMPSON ERA

2006-07	Ray McCallum, Jeff Meyer, Rob Senderoff
2007-08	Ray McCallum, Jeff Meyer, Rob Senderoff, Dan Dakich, Travis Steele (Interim)

TOM CREAN ERA

2008-09	Tim Buckley, Bennie Seltzer, Roshown McLeod
2009-10	Tim Buckley, Bennie Seltzer, Roshown McLeod
2010-11	Tim Buckley, Bennie Seltzer, Steve McClain
2011-12	Tim Buckley, Bennie Seltzer, Steve McClain
2012-13	Tim Buckley, Steve McClain, Kenny Johnson




Joby Wright and Dan Dakich both played for the Hoosiers and later served as assistant coaches and Dakich was interim head coach in 2008.



Bennie Seltzer, now the head coach at Samford, was an assistant at Indiana for four seasons under Tom Crean.

BRANCH MCCRACKEN

Branch McCracken Court at Assembly Hall was dedicated on Dec. 18, 1971. The Hoosiers have posted a 468-94 record on their home floor, and this plaque (below, left) is located on the northeast side of the court.



In 1940 the Hoosiers, under the direction of head coach Branch McCracken, won the first of IU's five national titles.

COACH MCCRACKEN BY THE NUMBERS

2

Number of national championships that Branch McCracken won at Indiana (1940, 1953)

4

McCracken brought Indiana its first four 20-plus victory season in school history

4

Number of Big Ten titles that McCracken's teams won

12

Number of times during McCracken's career that the Hoosiers finished either first or second in the Big Ten Conference

64

Number of weeks during McCracken's Indiana tenure that the Hoosiers were ranked among the Top 10 in the AP poll

18

Number of times during McCracken's Indiana career that a Hoosier earned First Team All-Big Ten honors

18.5

McCracken's average number of victories per season at Indiana

20

Number of times during McCracken's Indiana career that a Hoosier earned All-American honors

210

Number of Big Ten victories that McCracken notched at Indiana, the fifth-best total in league history

503

Number of victories that Indiana has posted at Branch McCracken Court at Assembly Hall



Branch McCracken accepts congratulations from Kansas coach "Phog" Allen after the 1940 national championship game.

MCCRACKEN AT INDIANA

- (.677) overall record
- 1940 and 1953 National Coach of the Year
- 1960 Basketball Hall of Fame inductee
- 1982 Indiana University Athletic Hall of Fame inductee
- Registered first four 20-win seasons in school history
- Ranks among the top six in Big Ten history in career wins and win pct.
- Recorded first two national titles in Indiana history (1940 and 1953)
- Finished either first or second in the Big Ten 12 times in 24 seasons
- Coached 20 All-Americans
- Coached 18 First Team All-Big Ten players
- Averaged nearly 19 wins per season in Bloomington

Branch McCracken's career winning percentage of .677 still ranks among the top seven in Big Ten Conference history.

BOB KNIGHT



COACH KNIGHT BY THE NUMBERS

3

Number of National Championships won by Bob Knight at Indiana (1976, 1981 and 1987)

12

Number of Indiana's Big Ten MVP's coached by Bob Knight

11

Number of Big Ten Championships won by Bob Knight. That is the most in conference history, tying him with Purdue's Ward Lambert

12

Number of times during the Knight era that the Hoosiers finished the season ranked in the Top 10 of the coaches or media poll

24

In his 29 years at IU, Coach Knight led the Hoosiers to 24 NCAA Tournaments. During this time span the next highest total in the conference was 17. The 24 tournament appearances is second among coaches for the most appearances

28

Number of times Bob Knight led the Hoosiers to a postseason tournament. This includes 24 NCAA appearances, three NIT trips and one appearance in the CCA

29

Number of Bob Knight-coached players who play or did play in the NBA

45

Number of NCAA Tournament wins by Bob Knight. He is one of only eight coaches to have 45 or more NCAA Tournament victories

57

Indiana's winning percentage in Big Ten road games in the Knight Era.

73.7



Indiana's winning percentage under Bob Knight. That mark is the best in the conference during this time span.

98

The percentage of Bob Knight's four-year players who graduated at Indiana.



BOB KNIGHT




- Bob Knight talks to his son, Pat, who played for his dad from 1991-95.

- Bob Knight was born in Massillon, Ohio, and played basketball and football at Orrville High School. He went on to attend Ohio State University, where he was a member of the 1960 national championship team.

- Knight then went on to coach the JV basketball team at Cuyahoga Falls (Ohio) High School for one season before enlisting in the U.S. Army. Then in 1965 he was named the head coach of the Army men's basketball program, where he would go on to post a record of 102-50 in six seasons.

- In 1971, Knight was named the head coach at Indiana University and went on to win three national championships in his 29 years leading the Hoosiers. His overall record at Indiana was 662-239.

- Then in 2001, he was hired as the head coach at Texas Tech where he would spend the next six-plus seasons and compiled a 138-82 record and three trips to the NCAA Tournament.



BOB KNIGHT


On November 6, 2009, legendary IU coach Bob Knight, the winningest NCAA coach in collegiate men's basketball, was among the 2009 Indiana University Intercollegiate Athletics Hall of Fame inductee class. Knight won three national championships, was Big Ten Coach of the Year seven times and National Coach of the Year twice.

Representing Coach Knight that evening was 2008 IU Hall of Famer and joined former Hoosier basketball standout Steve Downing as one of the seven honorees. The class was officially inducted at the annual Hall of Fame dinner on November 6, and was recognized at halftime of the football game against Wisconsin at Memorial Stadium, the following day.



The Hall of Fame was established in 1982 by the Indiana University Varsity Club National Board of Directors, in cooperation with Indiana University, its Department of Intercollegiate Athletics, the I Association, and the Indiana University Alumni Association. Its purpose is to recognize and honor individuals who have made exceptional contributions to the achievements and prestige of Indiana University in the field of athletics and who have demonstrated the values imparted by intercollegiate athletics. Each year, a subcommittee of the Indiana University Varsity Club National Board of Directors selects inductees for the Hall of Fame. With the 2010 class included, the current number of inductees to the IU Hall of Fame is 170.

COACH KNIGHT'S ACCOMPLISHMENTS AT INDIANA



- Is the all-time leader in wins with 902 victories as a head coach.
- One of only 21 coaches in NCAA history to have registered at least 700 victories and was also the youngest coach to reach 700 wins.
- No other coach has taken teams to every major title — three NCAA championships, an NIT title, the Pan American gold and the Olympic gold medal.
- At Indiana, Bob Knight's teams compiled a record of 618-220 for a .737 winning percentage.
- Inducted into the Naismith Basketball Hall of Fame in May of 1991.
- Indiana played in 24 NCAA tournaments under Bob Knight, winning national championships in 1976, 1981 and 1987 and finishing third in 1973 and 1992.
- The Hoosiers won 11 Big Ten Championships during Bob Knight's 29 IU seasons.
- Big Ten Coach-of-the-Year 1973, 1975, 1976, 1980, 1981 and 1989.
- National Coach-of-the-Year by unanimous selection in 1975; Coach-of-the-Year by AP and Basketball Weekly in 1976; 1987 Naismith Coach of the Year; and Coach of the Year by Associated Press, United Press International and United States Basketball Writers in 1989.
- Head coach for gold medal-winning Olympic team at the XXIII Olympiad in Los Angeles and for the gold medal winning Pan American team in 1979.
- Twenty-one out of Bob Knight's 29 years at IU produced seasons of 20 plus victories.

HOOSIERS IN THE NBA

Tom Abernethy

(3rd Round; 43rd pick – L.A. Lakers)
 Los Angeles Lakers1977, 1978
 Golden State1979-81
 Indiana1981

Steve Alford

(2nd Round; 26th pick – Dallas)
 Dallas1987-88
 Golden State1988-89
 Dallas1989-90

Eric Anderson

New York Knicks1992-94

Paul Armstrong

Ft. Wayne1949-51

Damon Bailey

(2nd Round; 44th pick – Indiana)
 Indiana1994-95

Walt Bellamy

(1st Round; 1st pick – Chicago)
 Chicago1962-63
 Baltimore1964-65
 New York Knicks1966-68
 Detroit1969-70
 Atlanta1971-74
 New Orleans1975

Kent Benson

(1st Round; 1st pick – Milwaukee)
 Milwaukee1978-80
 Detroit1980-86
 Utah1986-87
 Cleveland1987

Uwe Blab

(1st Round; 17th pick – Dallas)
 Dallas1986-89
 Golden State1989

Tom Bolyard

(3rd Round; 19th pick – Baltimore, 1963)

Steve Bouchie

(4th Round; 78th pick – Detroit, 1983)

Tony Brown

(7th Round; 141st pick – Indiana, 1983)

Quinn Buckner

(1st Round; 7th pick – Milwaukee)
 Milwaukee1977-82
 Boston1983-85
 Indiana1986

Butch Carter

(2nd Round; 37th pick – L.A. Lakers)
 Los Angeles Lakers1981
 Indiana1982-84
 New York Knicks1985-86
 Philadelphia1986

Calbert Cheaney

(1st Round; 6th pick – Washington)
 Washington1994-99
 Boston2000
 Denver2001-02
 Utah2002-03
 Golden State2003-06

Wally Choice

(1956 – St. Louis, 1956)

Joe Cooke

(6th Round; 94th pick – Cleveland)
 Cleveland1971

Archie Dees

(1st Round; 2nd pick – Cincinnati)
 Cincinnati1971
 Detroit1960-61
 St. Louis1962

Bill DeHeer

(8th Round; 105th pick – San Diego, 1969)

Steve Downing

(1st Round; 17th pick – Boston)
 Boston1974-75

Jay Edwards

(2nd Round; 33rd pick – L.A. Clippers)
 Los Angeles Clippers1989-90

Brian Evans

(1st Round; 27th pick – Orlando Magic)
 Orlando1996-98
 New Jersey1998-99

Dick Farley

(2nd Round; 15th pick – Baltimore)
 Syracuse1955-56
 Detroit1959

Bill Garrett

(2nd Round; 16th pick – Boston, 1951)

Dean Garrett

(2nd Round; 38th pick – Phoenix)
 Phoenix1988-89
 Minnesota1996-97, 1999-01
 Denver1997-99
 Golden State Warriors2002

Eric Gordon

(1st Round; 7th pick – L.A. Clippers)
 Los Angeles Clippers2008-2011
 New Orleans Hornets/Pelicans2011-present

Greg Graham

(1st Round; 17th pick – Charlotte)
 Philadelphia1993-95
 New Jersey1995-96
 Seattle1996-98

Steve Green

(2nd Round; 30th pick – Chicago)
 Utah1976
 St. Louis1976
 Indiana1977-79

Glen Grunwald

(5th Round; 115th pick – Boston, 1981)

A.J. Guyton

(2nd Round; 32nd pick – Chicago)
 Chicago1999-02
 Los Angeles Lakers2002

Ralph Hamilton

Indianapolis Jets1949

Bubbles Harris

(14th Round; 208th pick – Cleveland, 1971)

Kirk Haston

(1st Round; 16th pick – Charlotte)
 Charlotte2001-02
 New Orleans2002-03

Alan Henderson

(1st Round; 16th pick – Atlanta)
 Atlanta Hawks1996-2004
 Dallas Mavericks2004-05
 Cleveland Cavaliers2005-06
 Philadelphia 76ers2006-07

Ron Horn

(2nd Round; 16th pick – St. Louis)
 St. Louis1962
 Los Angeles1963
 Denver1968

Erv Inninger

Minnesota1968
 Miami1969

Jared Jeffries

(1st Round; 11th pick – Washington)
 Washington2002-06
 New York Knicks2006-10
 Houston Rockets2009-11
 New York Knicks2011-12
 Portland Trailblazers2012-13

Ken Johnson

(10th Round; 162nd pick – Cleveland, 1970)

Butch Joyner

(9th Round; 111th pick – Cincinnati)
 Indiana1969

Ted Kitchel

(2nd Round; 41st pick – Milwaukee, 1983)

Charles Kraak

(6th Round; 49th pick – Fort Wayne, 1954)

John Laskowski

(2nd Round; 32nd pick – Chicago)
 Chicago1976-77

Bob "Slick" Leonard

(2nd Round; 10th pick – Baltimore)
 Minneapolis1957-60
 Los Angeles1961
 Chicago1962-63
 Indiana Pacers Coach1969-80

John Logan

St. Louis1946-50
 Tri-Cities1951

Scott May

(1st Round; 2nd pick – Chicago)
 Chicago1977-81
 Milwaukee1982
 Detroit1983

Lee McCullough

(13th Round; 199th pick – Houston, 1971)

George McGinnis

(2nd Round; 22nd pick – Philadelphia)
 Indiana1972-75
 Philadelphia1976-78
 Denver1979-80
 Indiana1980-82

HOOSIERS IN THE NBA

Jon McGlocklin

<i>(3rd Round; 24th pick – Cincinnati)</i>	
Cincinnati	1966-67
San Diego	1968
Milwaukee	1969-76

Victor Oladipo

<i>(1st Round; 2nd pick – Orlando)</i>	
Orlando	2013-present

Andrae Patterson

<i>(2nd Round; 46th pick – Minnesota)</i>	
Minnesota	1998-02

Wayne Radford

<i>(2nd Round; 27th pick – Indiana)</i>	
Indiana	1979

Frank Radovich

<i>(2nd Round; 14th pick – St. Louis)</i>	
Philadelphia	1962

Jimmy Rayl

<i>(3rd Round; 22nd pick – Cincinnati)</i>	
Indiana	1968-69

Steve Risley

(8th Round; 108th pick – Phoenix, 1981)

John Ritter

(8th Round; 125th pick – Cleveland, 1973)

Herman Schaefer

Minneapolis	1949-50
-------------------	---------

Don Schlundt

(2nd Round; 14th pick – Syracuse, 1955)

Lou Scott

(5th Round; 37th pick – Baltimore, 1954)

Keith Smart

<i>(2nd Round; 41st pick – Golden State)</i>	
Golden State	1988

Jerry Stuteville

(8th Round – Indianapolis, 1950)

Darryl Thomas

(6th Round; 120th pick – Sacramento, 1987)

Isiah Thomas

<i>(1st Round; 2nd pick – Detroit)</i>	
Detroit	1982-1994

Jim Thomas

<i>(2nd Round; 40th pick – Indiana)</i>	
Indiana	1984-85
LA Clippers	1985
Minnesota	1991

Ray Tolbert

<i>(1st Round; 18th pick – New Jersey)</i>	
New Jersey	1982
Seattle	1982
Detroit	1983-84
New York	1987
Atlanta	1989

Bill Tosheff

<i>(4th Round; 32nd pick – Indianapolis)</i>	
Indianapolis	1952-53
Milwaukee	1954

Landon Turner

(10th Round; 225th pick – Boston, 1982)

Dick Van Arsdale

<i>(2nd Round; 10th pick – New York)</i>	
New York Knicks	1966-68
Phoenix	1969-77

Tom Van Arsdale

<i>(2nd Round; 11th pick – Detroit)</i>	
Detroit	1966-67
Cincinnati	1968-72
Philadelphia	1973-74
Atlanta	1975-76
Phoenix	1977

Lou Watson

(3rd Round – Chicago, 1950)

D.J. White

<i>(1st Round; 29th pick – Detroit)</i>	
Oklahoma City Thunder	2008-11
Charlotte Bobcats	2011-12

Bob Wilkerson

<i>(1st Round, 11th pick – Seattle)</i>	
Seattle	1977
Denver	1978-80
Chicago	1981
Cleveland	1982-83

Bob Wilkinson

(12th Round; 84th pick – St. Louis, 1960)

Ward Williams

<i>(1st Round; 8th pick – Fort Wayne)</i>	
Ft. Wayne	1949

Randy Wittman

<i>(1st Round; 22nd pick – Washington)</i>	
Atlanta	1984-88
Sacramento	1988
Indiana	1988-91

Mike Woodson

<i>(1st round; 12th pick – New York)</i>	
New York Knicks	1981
New Jersey	1982
Kansas City	1982-85
Sacramento	1986
Los Angeles Clippers	1986-88
Houston	1988-91
Atlanta (Head Coach)	2004-10
New York Knicks (Head Coach)	2012-present

Bracey Wright

<i>(2nd Round; 4th pick – Memphis)</i>	
Minnesota	2005-07

Joby Wright


<i>(2nd Round; 18th pick – Seattle)</i>	
Seattle	1973
San Diego	1974
Memphis	1974
San Diego	1975
Virginia	1975

Cody Zeller

<i>(1st Round; 4th pick – Charlotte)</i>	
Charlotte	2013-present



Isiah Thomas was named one of the 50 Greatest Players in NBA history in 1996.



Kent Benson was the No. 1 overall draft pick in 1977 by the



Jared Jeffries, a Bloomington native, accepted a front office position with the Denver Nuggets in the summer of 2013.

HISTORY MADE AT 2013 NBA DRAFT

BROOKLYN, N.Y. (JUNE 27, 2013) - History was made at the 2013 NBA Draft at the Barclays Center in Brooklyn, N.Y., when Indiana had two players selected within the first four picks for the first time in program history. Victor Oladipo was drafted 2nd overall by the Orlando Magic and while Cody Zeller was selected 4th overall by the Charlotte Bobcats.

Thursday also signals the fifth time IU has had at least two players taken in the first round of the Draft (2013, 2008, 1993, 1981, 1976). Oladipo is the highest drafted player from Indiana since Isiah Thomas was chosen second in the 1981 NBA Draft by the Detroit Pistons.

They become the first IU teammates to be picked in the first round of the same draft since 2008, when Eric Gordon (7th) and D.J. White (29th) were both taken in the first round. They are the first IU teammates to be taken in the first 15 picks since 1976, when Scott May (2nd) and Quinn Buckner (7th) accomplished the feat.

Oladipo is the 2nd IU player to be drafted by the Orlando Magic (Brian Evans - 27th, 1996) and Zeller becomes the first IU player selected by the Charlotte Bobcats franchise.

The two selections so far gives Indiana a Big Ten-best 73 NBA Draft selections all-time.

Oladipo closed his career at Indiana with a career average of 10.7 points, 5.2 rebounds, 1.5 steals and 1.7 assists in 104 career games. He ranks third at Indiana in career steals (161) and owns 1,117

career points, ranking 37th all-time at IU. During the 2012-13 campaign, he averaged 13.6 points, 6.3 rebounds, 2.2 steals and 2.1 assists per game while helping lead the Hoosiers to their second consecutive NCAA Sweet Sixteen for the first time since 1994 and the Hoosiers' first outright Big Ten regular season championship since 1993. This season, Oladipo set Indiana's single-season record in steals (78) and led the Big Ten in field goal percentage (59.9) and steals (2.2).

"This means everything to me," Oladipo said. "Having my family here. Coach Crean, he's done so much for me and I wouldn't be in this position without him. I definitely wouldn't be here going all the way back to my high school coach and my AAU coaches. It's just an amazing atmosphere and without them I definitely wouldn't be here. I just thank God and I give God the glory."

The NABC National Co-Defensive Player of the Year and Big Ten Defensive Player of the Year, Oladipo was named the Sporting News National Player of the Year, while also earning First Team All-America honors from Sporting News, the NABC and the Associated Press. The Upper Marlboro, Md., native was also selected to the Wooden All-America team. At the conclusion of the regular season, Oladipo was named a First Team All-Big Ten honoree. A finalist for the Wooden Award and the Oscar Robertson Trophy, he also earned his first career Academic All-Big Ten accolade in March.

Zeller, a native of Washington, Ind., led the Hoosiers during his sophomore campaign with 16.5 points, 8.1 rebounds and 1.3 blocks per game. He ranked among the top-five in the Big Ten in scoring, rebounds and field goal percentage (56.2) in the 2012-13 season. In 72 career games at Indiana, Zeller averaged 16.1 points, 7.3 rebounds, 1.3 assists, 1.2 blocks and 1.2 steals per game. He helped lead the Hoosiers to back-to-back NCAA Sweet Sixteen's for the first time since 1994 and the program's first outright Big Ten regular season championship since 1993. During his tenure at IU, the Hoosiers have led all major college conference teams in field goal percentage (48.7), 3-point field goal percentage (41.6), free throws made (1327) and free throws



attempted (1762). He owns 1,157 career points, ranking 36th all-time at Indiana and holds IU's record for career field goal percentage at 59.1.

"It says a lot," Zeller said after his selection. "It says a lot about our coaching staff and it says a lot about the hard work we've put in. I think Indiana is going to be good for a long time."

Zeller, the 2012 Big Ten Freshman of the Year and a consensus Freshman All-American, earned several preseason national player of the year honors his sophomore season. At the conclusion of the 2012-13 season, he was named a Basketball Times and Sports Illustrated First Team All-American and a Capital One First Team Academic All-American. He earned a spot on the John R. Wooden All-America Team, while also being named a Second Team All-American by the Associated Press, USBWA and the NABC. He earned third team honors from Sporting News and was a First Team All-Big Ten and All-Big Ten Tournament selection. Zeller also earned All-Tournament Team honors from the Legends Classic, a tournament the Hoosiers won in November. He also earned Academic All-Big Ten honors.



GOING GLOBAL

Indiana University's Basketball program has been well represented in the U.S. National team's history and in international competition.

Among the most memorable IU connections with international play was the Games of the XXIII Olympiad in Los Angeles during the summer of 1984. Three Hoosiers participated in the games, IU coach Bob Knight as the U.S. head coach, Steve Alford as one of the 12 U.S. players and Uwe Blab on the West German squad.

A large banner of the Olympic rings and U.S.A. stitched into the rings hangs in Assembly Hall as a remembrance of the role Hoosier fans, players and coaches had in the U.S.A. gold medal effort.

Indiana hosted the team selection in April 1984 when 74 candidates worked out daily in the IU Fieldhouse. Over 34,000 turned out over two nights to watch the final trials games. A dinner with over 3,000 attending in the RCA Dome at Indianapolis saluted the U.S. team and helped raise over \$131,000 for the U.S. Olympic Committee. More Olympic contributions came when 17,100 watched a June game in Assembly Hall between the U.S. team and a group of former Indiana players.

A highlight of the summer came in July when the RCA Dome had quite a debut for its first sporting event. Exceeding all expectations, 67,596 fans turned out for two exhibition games featuring the U.S. men's and women's Olympic Basketball teams.

The U.S. squad turned aside eight opponents en route to the gold medal with some of the decisions very one-sided thanks to contributions from all 12 U.S. players. Alford and Blab's respective teams met during pool play, and the U.S. won, 78-67. It was the closest margin of victory for the U.S. team.

OLYMPIC GAMES

Walt Bellamy.....	1960 (Rome)
Quinn Buckner	1976 (Montreal)
Scott May.....	1976 (Montreal)
Isiah Thomas.....	1980 (Moscow)
Tim Garl.....	1984 (U.S. Trainer)
Coach Bob Knight....	1984 (Los Angeles)
Steve Alford.....	1984 (Los Angeles)
Uwe Blab.....	1984, W. Germany (Los Angeles)
Uwe Blab....	1992, Germany (Barcelona)

WORLD CHAMPIONSHIPS

Ted Kitchel.....	1982
Jim Thomas.....	1982
Isiah Thomas.....	1994
Cem Dinc.....	2005
Eric Gordon.....	2010

WORLD CHAMPIONSHIP FOR YOUNG MEN QUALIFYING TEAM

Bracey Wright.....	2004
--------------------	------

PAN-AMERICAN GAMES

Coach Bob Knight.....	1979
Mike Woodson.....	1979
Ray Tolbert.....	1979
Isiah Thomas.....	1979
Keith Smart.....	1987
Dean Garrett.....	1987
Damon Bailey.....	1999
Todd Lindeman.....	1999
D.J. White.....	2007

WORLD UNIVERSITY GAMES

Tom Van Arsdale.....	1965
Dick Van Arsdale.....	1965
George McGinnis.....	1970
Quinn Buckner.....	1974
Lyndon Jones.....	1989
Eric Anderson.....	1991
Calbert Cheaney.....	1991
Blair Evans.....	1995
Yogi Ferrell.....	2013
Will Sheehy.....	2013

JUNIOR WORLD CHAMPIONSHIPS

Charlie Miller.....	1995
Andrae Patterson.....	1997
Ben Allen.....	2005

JUNIOR WORLD QUALIFYING TEAM

Calbert Cheaney.....	1990
Charlie Miller.....	1994

JONES CUP

Ricky Calloway.....	1986
Keith Smart.....	1986

GOODWILL GAMES

Alan Henderson.....	1994
A.J. Guyton.....	1998

U.S. OLYMPIC FESTIVAL

Randy Wittman.....	1978
Rick Rowray.....	1981
Steve Alford.....	1983
Ricky Calloway.....	1985
David Minor.....	1986
Jay Edwards.....	1987
Lyndon Jones.....	1987
Pat Graham.....	1990
Damon Bailey.....	1990
Neil Reed.....	1995

BIG TEN ALL-STARS

Coach Lou Watson.....	1971
Frank Wilson.....	1971
John Ritter.....	1971
Greg Graham.....	1990
Matt Nover.....	1991
Todd Lindeman.....	1992
Robbie Eggers.....	1993
Andrae Patterson.....	1994
Neil Reed.....	1995
Michael Lewis.....	1996
William Gladness.....	1997
Kirk Haston.....	1998
George Leach.....	1999
Coach Mike Davis.....	2001
Kyle Hornsby.....	2001
Tom Coverdale.....	2002
Marshall Strickland.....	2004
Marco Killingsworth.....	2005
Rod Wilmont.....	2006

SELECT AND TOURING TEAMS

Joby Wright.....	1971
Quinn Buckner.....	1973, 1974
Steve Green.....	1974
Butch Carter.....	1978
Winston Morgan.....	1983



Will Sheehy and Kevin "Yogi" Ferrell at the 2013 World University Games

ALL-TIME LETTERWINNERS

-J-

	G	P	R	A
Jadlow, Todd - 1986-89	84	6.8	3.5	0.3
Jasper, Paul G. - 1929-31	44	0.7	N/A	N/A
Jeffries, Jared - 2001-02	70	14.4	7.2	2.2
Jeffries, Urban B. - 1918-20				
Jensen, Louis S. - 1948	9	0.8	N/A	N/A
Jimenez, Luke - 1997-00	119	2.2	0.9	1.2
Jobe, Tijan - 2009-2010	44	0.3	0.7	0.0
Johnson, Albert E. - 1945	10	2.8	N/A	N/A
Johnson, Glenn A. - 1921				
Johnson, Jack N. - 1965-67	65	7.1	5.3	N/A
Johnson, Leroy R. - 1959-60	35	7.4	5.3	N/A
Johnson, Ken - 1968-70	70	13.1	9.8	N/A
Johnson, Mark - 2002-05	35	1.3	0.2	0.3
Johnson, William S. - 1937-39	56	7.1	N/A	N/A
Jones, Lyndon - 1988-91	117	5.9	1.3	2.6
Jones III, Verdell - 2009-12	117	11.5	3.3	3.3
Joyner, Harry C. (Butch) - 1966-68	68	15.1	9.0	N/A
Jurkin, Peter - 2013-Pres.	3	0	0	0

-K-

	G	P	R	A
Kamstra, John - 1973-75	51	1.9	0.6	0.5
Keeling, Xavier - 2007	22	1.8	1.1	0.3
Kehrt, Willard M. - 1933-35	35	6.6	N/A	N/A
Kercheval, William R. - 1905				
Kilby, Roy - 1942, 1946	13	1.5	N/A	N/A
Killingsworth, Marco - 2005-06	31	17.1	8.8	1.8
Kirchner, Eric - 1978-79	26	0.6	0.8	0.0
Kirkpatrick, Russell B. - 1914-15				
Kitchel, Ted - 1980-83	110	12.1	3.5	1.5
Kline, Sean - 2002-06	90	3.6	1.5	0.4
Knight, Patrick - 1991, 93-95	112	1.2	0.9	1.2
Knoy, Earl E. - 1923, 1924	23	1.7	N/A	N/A
Kraak, Charles F. - 1952-54	50	6.9	N/A	N/A
Kravalansky, Albert - 1945-47	58	7.2	N/A	N/A
Krueger, Julius E. - 1925-27	41	8.8	N/A	N/A

-L-

	G	P	R	A
LaFave, Mike - 1981-82	15	0.7	0.9	0.1
Laskowski, John - 1973-75	84	10.8	3.8	1.8
Lawson, Chris - 1990-91	54	3.6	2.4	0.4
Leach, George - 2001-04	140	5.5	3.7	0.2
Leary, Todd - 1990, 1992-94	107	5.0	1.2	1.7
Lee, Herbert - 1959-60	44	12.1	3.6	N/A
Lemme, Kevin - 1996	16	0.7	0.2	0.1
Lewis, Broderick - 2009	20	0.5	0.9	0.0
Lewis, Michael - 1997-00	127	7.0	2.6	4.3
Lienberger, Gary J. - 1966-67	10	2.3	3.0	N/A
Leonard, John H. - 1927-28	18	1.0	N/A	N/A
Leonard, Bobby - 1952-54	71	15.3	N/A	N/A
Lewis, Warren W. - 1942-43	36	2.3	N/A	N/A
Lindeman, Todd - 1992, 1994-96	103	5.9	3.3	0.3
Logan, Harlan - 1924-25	34	7.9	N/A	N/A
Logan, John A. - 1941-43	57	6.3	N/A	N/A
Lollar, Robert W. - 1948	15	3.5	N/A	N/A
Long, Gary V. - 1959-61	68	8.1	2.2	N/A
Lorber, Max J. - 1924	15	4.5	N/A	N/A
Luft, Don R. - 1951				
Lukemeyer, Robert - 1949	12	0.7	N/A	N/A

-M-

	G	P	R	A
McCoy, Harlan B. - 1907-08				
McCracken, E. Branch - 1928-30	51	10.3	N/A	N/A
McCreary, Jay - 1938-41	52	3.8	N/A	N/A
McCullough, Everett - 1911-12				
McGee, Brandon - 2008	17	1.5	1.0	0.1
McGinnis, Curtis - 1943	20	2.4	N/A	N/A
McGinnis, George - 1971	24	29.9	14.7	2.8
McGlocklin, Jon P. - 1963-65	69	12.0	3.8	N/A
McMains, Ronald L. - 1965	1	0.0	0.0	0.0
Mandeville, Richard - 1994, 1996-98	112	2.3	1.9	0.3
Mangel, Emil H. - 1910				
Marxson, Robert C. - 1920-23				
Martin, Hugh E. - 1906				
Masters, Robert W. - 1950-52	22	3.6	N/A	N/A
Maxwell, Allen B. - 1914-16				
Maxwell, Leslie H. - 1903-05				
May, Scott - 1974-76	90	17.7	6.6	1.8
Maynard, Kermit R. - 1920				
Meeks, Jamal - 1989-92	129	3.4	2.0	3.7
Mehl, Robert E. - 1946	15	3.5	N/A	N/A
Meier, Todd - 1984-87	110	2.1	1.9	0.5
Memering, Jerry L. - 1971-73	46	1.7	1.6	0.4
Mendenhall, Murray - 1947-48	20	1.8	N/A	N/A
Menke, Robert H. - 1939-41	51	2.0	N/A	N/A
Menke, William C. - 1939-41	60	8.8	N/A	N/A
Mercer, Carl J. - 1944-45	34	2.8	N/A	N/A
Meyer, Charles E. - 1947-50	72	4.0	N/A	N/A
Mickey, Gordon E. - 1960-62	51	3.2	6.1	N/A
Miller, Bernard W. - 1929-31	38	3.2	N/A	N/A
Miller, Charlie - 1995-98	126	6.4	3.3	1.1
Miller, Henry H. - 1916-17				
Minor, David - 1987	18	0.8	0.8	0.6
Miranda, Samuel C. - 1950-52	22	5.4	N/A	N/A
Moore, Daniel - 2009-12	107	1.4	0.8	1.1
Morgan, Kenneth - 1969-71	31	1.8	1.5	N/A
Morgan, Winston - 1982-85	78	3.7	2.4	2.1
Morris, Craig A. - 1973-74	25	1.6	0.4	0.3
Mosquera-Perea, Hanner - 2012-Pres.	20	0.9	1.5	0.1
Motter, Thomas A. - 1939-41	29	1.1	N/A	N/A
Monroe, Lewis - 2005-06	28	3.4	2.2	2.2
Moye, A.J. - 2001-04	129	6.1	3.6	1.2
Muirhead, John D. - 1967	2	0.0	2.5	N/A
Mujezinovic, Haris - 1996-97	62	4.9	3.2	0.4
Mullett, DeWitt T. - 1916-17				
Muniru, Bawa - 2010-11	19	0.6	0.7	0.0
Munkelt, Glen H. - 1911-13				

ALL-TIME LETTERWINNERS

Starr, Maurice A. - 1927-28	28	1.6	N/A	N/A
Stayton, Chester A. - 1911-12				
Stemler, Lance - 2007-08	63	5.4	3.5	0.7
Stenberg, William D. - 1967-69	48	2.9	2.3	N/A
Steppler, James E. - 1946	15	0.3	N/A	N/A
Stevenson, Jack K. - 1938-40	25	0.8	N/A	N/A
Stocksdale, Jeffrey D. - 1969-71	43	2.6	2.0	N/A
Stone, William H. - 1902-03				
Story, Malik - 2009	31	5.9	2.2	1.2
Stotter, Roscoe O. - 1909, 1911				
Stout, Lester L. - 1934-36	40	5.2	N/A	N/A
Strange, Ernest E. - 1901				
Strickland, James D. - 1928-30	50	5.1	N/A	N/A
Strickland, Marshall - 2002-06	121	9.2	2.7	2.6
Stuteville, Jerry A. - 1948-50	58	7.7	N/A	N/A
Suddith, Arnold - 1932	18	6.7	N/A	N/A
Suhr, Errek - 2004-2007	74	2.2	1.2	1.2
Sutton, James W. - 1962-64	6	0.7	0.2	N/A
Swanson, Irwin E. - 1941-43	57	6.2	N/A	N/A

-T-

	G	P	R	A
Taber, Earl R. - 1904, 1905				
Taber, Kyle - 2006-09	62	2.6	3.4	0.6
Tapak, Ryan - 2002-05	60	1.5	1.1	0.9
Teter, George E. - 1905				
Thomas, Daryl - 1984-87	106	10.3	4.0	0.5
Thomas, DeAndre - 2008	32	3.6	1.8	0.5
Thomas, Eugene S. - 1921-23	14	2.0	N/A	N/A
Thomas, Isiah - 1980-81	63	15.4	3.5	5.7
Thomas, James - 1980-83	113	6.6	4.2	2.4
Thompson, Frank - 1908-09				
Thompson, Jerry L. - 1956-58	65	9.4	N/A	N/A
Tipton, George W. - 1944	11	8.8	N/A	N/A
Tolbert, Raymond - 1978-81	127	11.2	6.9	1.2
Torphy, William L. - 1940-42	20	0.8	N/A	N/A
Tosheff, William - 1949-51	44	7.9	N/A	N/A
Trimble, George F. - 1909				
Turner, Landon - 1979-81	92	7.5	3.8	0.5
Turner, Rob - 1998-99	61	6.3	2.5	1.3
Turpen, Larry W. - 1965-67	23	0.7	0.4	N/A

-U-

Unnewehr, Charles A. - 1901-02

-V-

	G	P	R	A
Vaden, Robert - 2005-06	60	10.3	4.8	2.7
Valavicius, Richard - 1976	28	2.4	1.8	0.3
Van Arsdale, Richard A. - 1963-65	72	17.2	10.0	N/A
Van Arsdale, Thomas A. - 1963-65	72	17.4	10.0	N/A
Veller, Claron W. - 1929-31	51	2.5	N/A	N/A
Vieau, Dale J. - 1951-1952				
Von Tress, Edward C. - 1921				

-W-

	G	P	R	A
Wakefield, Markahm C. - 1920				
Walker, David C. - 1946-47	28	4.2	N/A	N/A
Walker, Lewis W. - 1934-36	39	4.0	N/A	N/A
Walker, Max - 1964-66	54	7.9	3.2	N/A
Wallace, John A. - 1946-48	43	9.8	N/A	N/A
Washington, Lynn - 1999-00	57	5.4	4.0	0.7
Watford, Christian - 2010-13	132	13.1	5.9	1.0
Watson, Louis C. - 1947-50	76	10.0	N/A	N/A
Wayer, Taylor - 2011-Pres.	27	0.1	0.1	0.0
Weir, Woodrow R. - 1932-34	34	4.3	N/A	N/A
Wells, Elmo D. - 1927-29	46	4.0	N/A	N/A
Whitaker, Frank B. - 1914-16				
White, Cornelius - 1971-73	41	4.3	1.9	2.9
White, D.J. - 2005-08	99	14.6	7.6	0.9
White, Evan - 2009	3	0.0	0.7	0.0
White, John (Chuckie) - 1989	32	4.4	1.9	0.3
White, Mike - 2007-08	51	2.9	2.3	0.3
White, Richard E. - 1953-55	56	4.3	N/A	N/A
Whitney, Claude B. - 1910, 1911				
Wilhoit, Ernie L. - 1960-62	59	2.8	1.9	N/A
Wilkerson, Bobby - 1974-76	92	6.3	4.0	3.4
Wilkinson, Robert E. - 1958-1960	59	10.1	3.4	N/A
Wilkerson, Sherron - 1994	28	3.2	2.3	2.0
Williams, Nick - 2009	31	8.9	4.5	0.7
Williams, Ward M. - 1943, 1947-48	55	9.1	N/A	N/A
Williamson, Clifford R. - 1954-56	22	1.1	N/A	N/A
Wilmont, Roderick - 2003-2007	118	7.3	3.7	0.5
Wilson, Franklin D. - 1971-73	59	4.4	1.9	1.5
Winston, John M. - 1925-27	33	1.8	N/A	N/A
Wisman, James A. - 1975-78	93	4.5	1.2	3.5
Witte, Courtney - 1984, 1986	34	1.2	1.2	0.1
Witte, Norbert W. - 1958-60	21	1.5	2.3	N/A
Wittenbraker, Richard W - 1942-43,46	52	5.2	N/A	N/A
Wittman, Randy - 1979-83	127	11.6	3.2	2.4
Wood, John E. - 1952, 1955	25	3.0	N/A	N/A
Woodson, Mike - 1977-80	104	19.8	5.6	2.1
Woody, Clark - 1910				
Woody, Clifford - 1908				
Wright, Bracey - 2003-05	85	17.6	5.1	2.4
Wright, Joby - 1970-72	73	17.4	8.8	N/A
Wunker, Swift E. - 1942	4	0.5	N/A	N/A

-Y-

Young, Samuel S. - 1944

-Z-

	G	P	R	A
Zeller, Cody - 2012-13	72	16.1	7.3	1.3
Zeller, Joseph T. - 1930-32	52	4.1	N/A	N/A
Zeller, William M. - 1918				
Zimmer, Andrew M. - 1940-42	54	5.0	N/A	N/A

MANAGER LETTERWINNERS

Abunasar, Joe	1993	Howard, Robert E.	1955	Soprych, Scott	2004
Agee, Michael	1983	Hubbard, Marshall T.	1934	Spickelmier, Carl F.	1948
Anderson, Richard C.	1961	Johnson, James N.	1928	Stewart, William L.	1958
Aredly, Joe	1992	Johnson, Mark	1992	Stiers, John E.	1940
Babrick, Matt	2000	Jones, Shelby F.	1946	Stock, Robert J.	1950
Bailey, Kyle	2000	Kaiser, Chris	1985	Stohler, Robert L.	1963
Bakalar, Robbie	1999	Kaminski, Leon R.	1944-45	Stone, Chris	1980
Bere, Dan	2005	Keisker, William E.	1924	Streaker, Lee H.	1927
Bevers, Mark M.	1968	Kelly, Jim	1986	Stuckey, Jeff	1986
Bishop, DeGrey R.	1936	Kelly, Mike	1990	Stuckey, Jon	1992
Black, Joe	1982	Knapp, Donald O.	1969	Swenson, Charles	1976
Block, Dan	2001	Kohlmeier, Kim C.	1977	Swingley, Roland K.	1949
Boshears, Troy	1992	Labadie, Tommy	2001	Talbot, George W.	1926
Boss, John	2007	Landsburg, Zach	2003	Tatalovich, Adam	2003
Bowen, Matt	1994	LaVenda, John	1980	Taylor, Rex	1978
Bright, Russ	1977	Lee, Josh	2009	Thompson, Brent	1992
Buckley, Jeff	1985	Lehman, Philip H.	1960	Trust, Stephen	1989
Burton, Greg	1989	Lenox, Than H.	1972	Vlassis, George P.	1952
Byall, Nick	2005	Liston, John L.	1974	Walker, Timothy	1976
Cannon, Larry	1975	Mantel, Justin	2009	Warren, Truman G.	1929
Carr, Ryan	1996	May, Dusty	2000	Weaver, Aaron	2012
Cogan, Patrick	2010	McGlasson, Thomas	1965	Winters, Brad M.	1975-76
Cowan, John	1991	McGlothlin, Mike	1987	Woodruff, Todd E.	1975
Cutler, Robert F.	1943	Michaelis, Ryan	1998	Wright, Brian	2005
Cutter, Roland L.	1956	Miller, Brian	1978	Wright, L.J.	1990
Daniel, Jerome C.	1957	Miller, Glenn L.	1925	Zapach, Brian	1995
David, George	1996	Miller, Matt	2005		
Davis, George H.	1931	Mitchell, Samuel L.	1938		
Davis, Jason	1994	Morris, Richard O.	1942		
Davis, Jerry	1984	Murphy, Andy	2000		
Decker, Henry J.	1937	Muyumba, Muuka	1997		
Defur, Donnon M.	1954	Muyumba, Walton	1994		
Dolson, Scott	1988	Nichols, Orville W.	1941		
Elder, Cory	2013	Nussbaum, Christopher	2008		
Emily, Joshua	2003	O'Keefe, Patrick	2003		
Esberg, James A.	1951	Ottagan, Chris	1992		
Fattore, Charles	1983	Owens, Dave	1997		
Fifer, Ronald R.	1953	Pack, Paul R.	1959		
Fortner, William R.	1966	Pasternack, Joseph	1999		
Fox, Michael	1984	Pillar, David	2001		
Finch, Will	2007	Polio, Marty	1993		
Frank, Lawrence	1992	Porter, David H.	1967		
Frawley, Craig	2007	Proffitt, Brandon	2009		
Freitas, Gerald	1978	Rink, Shea	1996		
Gabor, Jack J.	1974	Roberts, Brian	2008		
Galenski, Mark	1983	Rothberg, Sol	1932		
Garman, Shane	1996	Ryan, Greg	1985		
Gleissner, Joseph	1984	Santa, Michael	2011		
Goldsmith, Marshall J.	1962	Schaab, Charles E.	1935		
Goldstein, Benjamin R.	1964	Schannen, Richard H.	1939		
Gottlieb, David	1988	Schnepf, Paul F.	1959-60		
Graessle, George G.	1973	Schrage, Michael	1998		
Greene, Matt	1993	Schroeder, Peter	1979-80		
Hahn, Brian	1996	Scott, Will	2011		
Hall, Mike	1990	Shelby, Robert I.	1971		
Hammond, Harold W.	1923	Sherfick, Larry G.	1975		
Harrell, Charles E.	1933	Shirk, Jeremiah	1999		
Harrison, Ryan	2005	Simic, Curt	1993		
Hartman, Craig	1990	Sims, Gary	1982		
Himebrook, Bill	1986-87	Sims, Mark	1986		
Hodges, Ted	2001	Skibinski, David	1979-80		
Housel, Robert	1998	Skoronksi, Steve	1981		
Hovanec, Timothy J.	1970	Smith, Joseph A.	1930		

HOOSIER TIMELINE

FEB. 8, 1901

Indiana University competes in its first-ever basketball game. The Hoosiers travel to Irvington and lose to Butler, 20-17.

MARCH 8, 1901

Indiana won its first-ever basketball game in the school's fourth outing of the season. IU defeated visiting Wabash, 26-17.

WINTER 1901

Over 50 people show up for open tryouts to become a member of IU's second-ever basketball team. The Hoosiers post a .500 record in only their second season of competition.

MARCH 12, 1904

A crowd of 550 watches as Purdue defeats IU, 22-21, to claim the State Championship in West Lafayette.

FEB. 10, 1906

A crowd of over 1,000 watches as host Purdue nips IU, 27-25.

FEB. 27, 1906

New Albany YMCA 18, IU 17. From the Indiana Daily Student: "...Everybody unites in agreeing that the work of the official who reigned with a tyrannical hand was the vilest and most unfair ever perpetrated. On three different occasions fouls were called on Woody just as he had thrown the ball in the basket for a field goal, and no possible motive for the umpires verdicts could be found except his desire to give the visitors the short end of it. Despite the handicap, the Crimson athletes showed wonderful tenacity and were in the van at many stages."

SPRING, 1921

Everett Dean becomes Indiana's first basketball All-American and is a first team All-Western Conference pick.

NOV. 21, 1922

Head coach George Levis announces he will resign his position effective Dec. 1 to accept a position at Showers' Furniture Factory.

DEC. 6, 1922

Les Mann, who served as coach of the freshman team, is named head basketball coach and, upon the announcement, he "formally declared a secret practice for this afternoon."

JAN. 13, 1923

Indiana defeats Purdue 31-26 to snap an eight-game losing streak to the Boilers, coached by Ward "Piggy" Lambert. The team was greeted by an overflowing crowd at the train station when it arrived

in Bloomington at 3:45 a.m.

OCT. 15, 1924

Everett Dean, a 1921 IU graduate, returns to Bloomington as head coach of the Indiana basketball team.

DEC. 18, 1924

Indiana defeats Kentucky in Lexington, 20-18. It marked the first time the two schools played to start a long-time rivalry.

FEB. 29, 1926

Junior utility man Bob Entire sinks his 129th consecutive free throw en route to making 258 of 262.

MARCH 9, 1926

Indiana defeats Wisconsin, 35-20, to earn a share of the Western Conference Championship. It was the Hoosiers' first-ever conference championship in basketball, which Everett Dean won in only his second season as coach.

MARCH 2, 1936

Before a crowd of over 7,000, Indiana defeats Ohio State in its last game of the season to clinch a share of the Western Conference Championship.

SPRING, 1938

Everett Dean resigns to become head coach at Stanford University and Ernie Andres is named All-American.

SUMMER, 1938

Branch McCracken, a 1930 IU graduate, returns to Bloomington and is named men's basketball coach. In his inaugural season, the Hoosiers post a 17-3 record, the second-most wins ever in a single season.

MARCH 6, 1940

Although Indiana finishes second to Purdue in the Western Conference standings, a committee made up of Tony Hinkle (Butler), Bill Chandler (Marquette), George Keogan (Notre Dame) and K. L. Wilson (Northwestern) extend an invitation to IU to be the Midwestern representative in the NCAA Tournament.

MARCH 30, 1940

Indiana defeats Kansas, 60-42, for the first-ever NCAA Championship in the program's history. IU finishes the season 20-3.

SPRING, 1943

Lt. Branch McCracken takes a leave of absence to serve in World War II and is replaced by Harry C. Good, who brings a 190-52 record from Indiana Central College where he coached for the past

15 years. Good is coach for three years and has seasons of 7-15, 10-11 and 18-3 before McCracken returns for the 1947 season.

DEC. 2, 1948

An all-time record crowd of 7,631 are on hand for the return of "Big Mac," Branch McCracken, and watch the "Merry Macs" defeat Wabash, 69-46.

FALL, 1948

Indiana's Bill Garrett makes the final cut and is the first black athlete to play basketball at Indiana.

JAN. 20, 1953

Indiana connects on a Big Ten record 42 of 54 free throws en route to defeating Purdue, 88-75.

FEB. 3, 1953

The "Hurryin' Hoosiers" set yet another scoring record, this time cracking the century mark for the first time in history in a 105-70 win over Butler.

MARCH 1, 1953

Indiana defeats host Illinois, 91-79, to win its first undisputed Big Ten Championship.

MARCH 2, 1953

For the first time ever, Indiana becomes the unanimous No. 1 team in the country when the Hoosiers top the Associated Press, United Press and International News Service polls. Ed Krause, athletic director at Notre Dame, sends a telegram to McCracken: "Congratulations on being the Number One team in the nation. We all voted for you. However, remember, Notre Dame is still Number One in Indiana."

MARCH 15, 1953

Don Schlundt scores 41 points as IU defeats Notre Dame in Chicago Stadium to earn a trip to the Final Four. The 41 points sets single-game records for Schlundt, IU, the Big Ten and Chicago Stadium.

MARCH 19, 1953

A free throw by Bob Leonard with 27 seconds to go gives Indiana a 69-68 win over Kansas and its second NCAA Championship.

SPRING, 1953

Don Schlundt is the overwhelming choice to receive the Silver Basketball Award as the most valuable player in the Big Ten and is named All-American. Branch McCracken is consensus Coach of the Year.

HOOSIER TIMELINE

MARCH 6, 1954

Indiana defeats Illinois to earn a second consecutive Big Ten Championship.

MARCH 5, 1955

In his final game as a Hoosier, Don Schlundt sets Big Ten marks by scoring 47 points and connecting on 25-30 free throws in an 84-66 win over Ohio State.

SPRING, 1957

Archie Dees runs away in the balloting for the Big Ten Most Valuable Player as he has more than three times the number of points than the second-place athlete received. He is also selected as an All-American.

MARCH 8, 1958

Indiana wins at Michigan State, 75-72, to repeat as Big Ten Champions.

SPRING, 1958

Archie Dees becomes the first player in history to be named Big Ten MVP twice and is selected as an All-American.

FEB. 2, 1959

The Hoosiers set the school record for most points in a game as they defeat Ohio State on the road, 122-92.

FEB. 29, 1960

In the final game played in the old IU Fieldhouse, Walt Bellamy scores 24 points as Indiana hands Ohio State its lone defeat in Big Ten play with a 99-83 win.

SUMMER 1960

Branch McCracken is inducted into the Basketball Hall of Fame for his contributions to the game as a player. He becomes one of only eight players to be included in the Hall at the time. Walt Bellamy is selected to play on the U.S. Olympic team and wins a Gold Medal in Rome.

DEC. 3, 1960

The Hoosiers open the new IU Fieldhouse in front of 9,236 fans with an 80-53 victory over Indiana State.

MARCH 11, 1961

Walt Bellamy scores 28 points and grabs a Big Ten record 33 rebounds in an 82-67 victory over Michigan. The Hoosiers also set a Big Ten record by grabbing 95 boards as a team. Both rebounding marks are still conference records.

JAN. 2, 1962

IU ties its own school and Big Ten record when the Hoosiers score 122 points in a

122-95 victory over Notre Dame at Fort Wayne. The point total is still an Indiana record.

JAN. 27, 1962

With two seconds remaining in overtime, Jimmy Rayl sinks a 20-foot shot to give host IU a 105-104 victory over Minnesota. Rayl set two school and conference marks in the game: most points in a single game with 56 and most field goals with 20.

FEB. 23, 1963

Jimmy Rayl ties his own Big Ten record when he scores 56 points in a 113-94 home victory over Michigan State. "The Splendid Splinter" still holds the school record.

MARCH 8, 1965

Indiana defeats Wisconsin, 92-73, in Branch McCracken's last game as coach of the Hoosiers. McCracken retires with a 364-174 record in 24 years at IU and a 457-215 career mark spanning 32 seasons. His teams won two NCAA Championships, three Big Ten titles and a share of a fourth and placed either first or second in 12 of his 24 seasons. McCracken was replaced by long-time assistant Lou Watson.

SUMMER, 1966

Former IU coach Everett Dean is inducted into the National Basketball Hall of Fame.

FEB. 23, 1971

Steve Downing becomes the only player in Indiana history to register a triple-double as he has 28 points, 17 rebounds and 10 blocks in an 88-79 victory over Michigan.

MARCH 27, 1971

Athletic Director Bill Orwig announces that the search committee has chosen Bob Knight to become the next basketball coach and the fifth in the last 46 years at Indiana University. Knight is the first basketball coach since Leslie Mann was hired in 1923 who did not play at Indiana.

SUMMER, 1971

W.R. Clifford Wells is inducted into the National Basketball Hall of Fame.

DEC. 1, 1971

The Hoosiers play their first-ever game in Assembly Hall, defeating Ball State, 84-77. Steve Downing grabs 26 rebounds, a mark which is still an arena record.

MARCH 10, 1973

Indiana defeats Purdue, 77-72, to clinch the Big Ten Championship in only Knight's second season as coach.

MARCH 17, 1973

IU defeats Kentucky, 72-65, to advance to the Final Four, its first under Knight and third in school history.

SPRING, 1973

Steve Downing becomes IU's first Big Ten MVP since Archie Dees in 1958 and is selected as an All-American. Bob Knight is the Big Ten Coach of the Year.

MARCH 11, 1974

Michigan defeats Indiana, 75-67, in a playoff game in Champaign, Ill., for the Big Ten Championship. The Wolverines are awarded the automatic bid and the Hoosiers accept an invitation to participate in the Collegiate Commissioners' Association tournament.

MARCH 18, 1974

The Hoosiers defeat USC, 85-60, to win the first-ever CCA Championship.

MARCH 8, 1975

In front of 17,912, the largest crowd ever in Assembly Hall, the Hoosiers defeat Michigan State, 94-79, to win a third consecutive Big Ten Championship and finish the regular season with a perfect 29-0 record.

MARCH 20, 1975

Indiana defeats Oregon State, 81-71, for its 34th consecutive victory dating back to March 15, 1974. The streak is still the longest of any Big Ten school.

NOV. 29, 1975

Indiana rips defending champion UCLA, 84-64, in the Tip-Off Classic at St. Louis, Mo. to begin a season in which the Hoosiers would finish with a perfect record and a National Championship.

MARCH 6, 1976

The Hoosiers defeat Ohio State, 96-67, to clinch their fourth consecutive Big Ten Championship and their second consecutive season with a perfect 18-0 conference record. Indiana set a Big Ten record by winning 37 consecutive Big Ten games, dating back to the 1974 season. The closest any team has come to that mark since has been 19.

MARCH 29, 1976

Indiana defeats Michigan, 86-68, to win the NCAA Championship. The Hoosiers finish the season 32-0, the last team to go undefeated and win the National Crown.

SUMMER 1976

Scott May and Quinn Buckner spearhead the U.S.A. men's basketball team to an Olympic Gold Medal in Montreal.

HOOSIER TIMELINE

SUMMER 1979

Isiah Thomas, Ray Tolbert and Mike Woodson play for Bob Knight in the Pan Am Games and the team wins the Gold Medal.

MARCH 2, 1980

Indiana holds off Ohio State to win, 76-73, in overtime and clinch the Big Ten Championship in the season finale.

SUMMER 1980

Isiah Thomas is selected to the Olympic Team.

JAN. 10, 1981

Ted Kitchel makes all 18 of his free throw attempts in a 78-61 win over Illinois, setting a school and Big Ten record.

MARCH 30, 1981

Isiah Thomas scores 23 points to lead the Hoosiers to a 63-50 victory over North Carolina and the NCAA Championship in front of 18,276 fans in the Philadelphia Spectrum. Thomas, who led the Hoosiers in scoring, also led the team with single-season records of 197 assists and 74 steals.

MARCH 12, 1983

Indiana wins the final three games of the season, culminated by an 81-60 win over Ohio State, to win a third Big Ten Championship in four seasons.

SUMMER 1984

Bob Knight and Steve Alford help the US capture a gold medal in the Olympic Games in Los Angeles. Uwe Blab is a member of the West German team.

MARCH 7, 1985

Steve Alford connects on four of five free throws and finishes the conference season with a .935 (58-62) percentage from the charity stripe, which is still a Big Ten record.

MARCH 7, 1987

The Hoosiers defeat Ohio State, 90-81, in the season's final game to claim a share of the Big Ten Championship.

MARCH 14, 1987

Keith Smart dishes out a school-record 15 assists in a 107-90 victory over Auburn.

MARCH 30, 1987

Keith Smart hits a jumper from the left side with time running out to give IU a 74-73 win over Syracuse. The Hoosiers are crowned national champions in front of a crowd of 64,959 in the New Orleans Superdome. Steve Alford sets an NCAA Championship record, hitting seven

three-point field goals in the game. Alford graduates as IU's career leader in three-point field goals made with 107.

SPRING 1987

Steve Alford is named Big Ten MVP and is a consensus All-American. Bob Knight is named Naismith Coach of the Year. Indiana leads the nation in three-point field goal percentage, shooting .508 from behind the arc, a mark that is still an NCAA record.

SPRING 1988

Jay Edwards is selected as the Big Ten Freshman of the Year and sets an NCAA record for best three-point field goal percentage by a freshman with a .536 percentage from behind the arc.

SPRING 1989

Jay Edwards is selected as an All-American and Bob Knight is selected as National Coach of the Year. Indiana leads the nation in three-point field goal percentage, shooting .473 from behind the arc. It is the second time in three years IU leads the nation in this category.

MAY 1991

Bob Knight is inducted into the National Basketball Hall of Fame.

APRIL 4, 1992

Indiana makes its seventh appearance in the Final Four as it takes on defending national champion Duke at the Metrodome in Minneapolis.

NOV. 27, 1992

Calbert Cheaney scores 36 points to lead Indiana to a 78-74 win over Seton Hall as the Hoosiers win the Preseason NIT in front of 14,338 in New York's Madison Square Garden.

FEB. 21, 1993

Greg Graham makes 26 of 28 free throws to set school and conference records for most free throws made in a game.

MARCH 4, 1993

Calbert Cheaney sinks a baseline jumper to become IU's and the Big Ten's all-time career scoring leader. Cheaney scores 35 points in a 98-69 win over Northwestern and finished his career with 2,613 points.

MARCH 10, 1993

Indiana, led by Greg Graham's 32 points, defeat Michigan State, 99-68, to win (at the time) an unprecedented 19th Big Ten Championship, 11th under Bob Knight.

MARCH 25, 1993

Calbert Cheaney scores 32 points to lead Indiana to an 82-69 win over Louisville. In the process, Cheaney sets a school record for most points in a single season, finishing the year with 785, eclipsing the mark of 752 set by Scott May in 1976.

SPRING 1993

Calbert Cheaney is selected as the Big Ten MVP and is also the consensus Collegiate Player of the Year.

SUMMER 1993

Walt Bellamy is inducted into the National Basketball Hall of Fame.

SUMMER 1995

In celebration of the Big Ten Centennial, Bob Knight is selected as the Conference's all-time coach and the 1975-76 team is picked as the best in league history.

MARCH 5, 1997

Bob Knight wins his 700th career game in a 70-66 victory over Wisconsin. He becomes the youngest coach in NCAA history to reach that milestone.

DEC. 18, 1999

Bob Knight wins his 750th career game in a 99-80 victory over Wyoming.

JAN. 8, 2000

Indiana sets a school record with 14 blocked shots en route to an 85-78 victory over Penn State.

SEPT. 10, 2000

IU President Myles Brand announces that head coach Bob Knight has been terminated after leading the Hoosiers from 1972-2000. He posted a school-best mark of 662-239 and won three NCAA Championships.

SEPT. 12, 2000

Director of Athletics Clarence Doninger names Mike Davis Indiana's 25th head men's basketball coach. He is the first African-American head coach in Indiana University athletics history.

JAN. 7, 2001

Kirk Haston hits a three-pointer at the buzzer as the Hoosiers defeat No. 1 ranked Michigan State. It marked the first-ever win over a No. 1 team at Assembly Hall.

FEB. 24, 2001

The Hoosiers miss just 14 shots shooting 70.2 percent from the floor to defeat Wisconsin 85-55.

HOOSIER TIMELINE

MARCH 5, 2001

Jared Jeffries is named the Big Ten's Freshman of the Year. Kirk Haston is named to the All-Big Ten first team while Jeffries earns second-team honors.

MARCH 10, 2001

Indiana knocks off Illinois to advance to its first-ever Big Ten Tournament Championship game.

MARCH 21, 2001

Mike Davis is named the Hoosiers' permanent head coach.

JUNE 2001

Nearly 100 former Hoosier players come back to Bloomington to celebrate 100 years of Indiana Basketball. The All-Century team, as selected by the fans, is honored.

JAN. 27, 2002

The Hoosiers set a new school and Big Ten record by connecting on 17 three-pointers en route to an 88-57 victory over Illinois.

MARCH 2, 2002

Indiana closes out the conference season with a 79-67 win over Northwestern. The victory earned the Hoosiers a share of their 20th league title.

MARCH 5, 2002

Indiana's Jared Jeffries is named Big Ten Player of the Year by the media and coaches and Dane Fife is named Co-Defensive Player of the Year. Jeffries also earns first team All-Big Ten honors and Tom Coverdale is named to the second team.

MARCH 16, 2002

The Hoosiers defeat UNC-Wilmington, 76-67, and advance to the Sweet Sixteen for the first time since 1994.

MARCH 21, 2002

Indiana overcomes a 17-point deficit to defeat No. 1 Duke, 74-73, in the NCAA South Regional semifinals.

MARCH 23, 2002

Indiana sets a new NCAA school record by hitting 15 three-pointers in their 81-69 win over Kent State. The victory earns the Hoosiers their first trip to the Final Four since 1992.

MARCH 30, 2002

The Hoosiers post a 73-64 victory over No. 3-ranked Oklahoma to advance to the NCAA Championship game.

JUNE 26, 2002

Hoosier sophomore Jared Jeffries is selected 11th overall in the first round of the NBA draft by the Washington Wizards. He is the 18th first round selection in school history and the first "lottery pick" since Calbert Cheaney was selected sixth overall by Washington in 1993.

NOV. 25-27, 2002

Indiana opens the 2002-03 season with three straight victories en route to the EA Sports Maui Invitational championship at Lahaina Civic Center. The Hoosiers upended Massachusetts (84-71), No. 20 Gonzaga (76-75) and Virginia (70-63) as Bracey Wright becomes the first freshman since North Carolina's Joseph Forte (1998) to win tournament MVP honors.

DEC. 3, 2002

In a rematch of the national championship game held eight months earlier, Indiana knocks off Maryland, 80-74 in overtime. The game highlights the ACC-Big Ten Challenge, as the Hoosiers overcame a 14-point deficit. Senior guard Tom Coverdale turned in one of the finest single-game efforts in school history, finishing with 30 points (5-of-10 from the three-point line and 9-of-10 from the free throw line), six rebounds, five assists, four steals and just one turnover in 43 minutes.

MARCH 16, 2003

Indiana extends the nation's second-longest active NCAA Tournament appearance streak to 18 straight years when the Hoosiers are paired against coach Mike Davis' alma mater, Alabama, in the first round of the Midwest Region. IU defeated the Crimson Tide, 67-62 on March 21 at The Fleet Center in Boston.

JULY 5, 2005

The Indiana Athletics Department and its multi-media partner, IU Sports Properties, a division of Learfield Communications, announced that a \$1.99-million scoreboard-video board will be installed in the Hoosiers' tradition-rich basketball facility.

FEB. 16, 2006

Mike Davis announces that he will step down as Indiana head coach at the conclusion of the 2005-06 season.

MARCH 12, 2006

Fueled by a regular season ending five game winning streak and a 61-56 victory over Wisconsin in the Big Ten Tournament quarterfinals, Indiana earns the No. 6 seed in the NCAA Tournament Oakland Regional.

MARCH 16-18, 2006

Indiana downs San Diego State in the first round of the NCAA Tournament before falling to Gonzaga, 90-80.

MARCH 29, 2006

Kelvin Sampson, a two-time national coach of the year who led Oklahoma to 11 NCAA Tournament appearances (three Sweet 16, two Elite Eight and one Final Four finish), 10 20-plus win seasons, three Big 12 Tournament titles and a share of the 2004-05 regular season league crown in his 12-year Sooner tenure, has been named the 26th head basketball coach in Indiana University history.

FEB. 28, 2007

Senior guard Roderick Wilmont drains nine 3-pointers at Northwestern to set a new school record.

MARCH 15, 2007

Indiana defeats Gonzaga, 70-57 in first round of NCAA Tournament. Roderick Wilmont led the Hoosiers with 22 points while D.J. White chipped in with ten rebounds.

OCT. 14, 2007

The Indiana University Department of Athletics announced that a series of recruiting sanctions and corrective actions are being imposed on men's basketball coach Kelvin Sampson and his staff.

NOV. 12, 2007

Freshman Eric Gordon has the biggest scoring game of any Hoosier in their first game with 33 points against Chattanooga. IU defeats the Mocs 99-79 in the season opener.

JAN. 8, 2008

Senior D.J. White becomes the first player in IU history since Alan Henderson to score 20 points or more in a game along with 20 rebounds. He finishes the game with Michigan with 21 points and 22 rebounds as the Hoosiers win 78-64 in Ann Arbor.

HOOSIER TIMELINE

JAN. 8, 2008

Senior D.J. White becomes the first player in IU history since Alan Henderson to score 20 points or more in a game along with 20 rebounds. He finishes the game with Michigan with 21 points and 22 rebounds as the Hoosiers win 78-64 in Ann Arbor.

FEB 13, 2008

Indiana University disclosed that it has received formal notice from the National Collegiate Athletic Association that allegations of potentially "major" recruiting violations have been raised against men's basketball coach Kelvin Sampson and two assistants.

FEB. 16, 2008

ESPN'S College Gameday visits Assembly Hall for the first time. #12 Indiana defeats #9 Michigan State 80-61 in front of a national TV audience and a sold out crowd.

FEB. 19, 2008

The 14th ranked Hoosiers defeat Big Ten leader and #15 Purdue, 77-68 in Assembly Hall. It would be the final game of the Kelvin Sampson era.

FEB. 22, 2008

Indiana University Director of Athletics Rick Greenspan announced that he has accepted the immediate resignation of men's basketball coach Kelvin Sampson. Greenspan appointed assistant coach Dan Dakich as interim head coach and assistant coach Ray McCallum as assistant head coach.

FEB. 23, 2008

Interim head coach Dan Dakich earned his first victory patrolling the Hoosier sideline when it won at Northwestern, 85-82. D.J. White deflected a potential go-ahead layup by Northwestern's Michael Thompson, then hit two free throws with 5 seconds left. Thompson missed a pull-up 3-pointer at the buzzer, and the Hoosiers moved into a three-way tie for first with Wisconsin and Purdue.

APRIL 2, 2008

Tom Crean, who averaged over 20 wins a season in nine years at Marquette and led the Golden Eagles to five NCAA Tournament appearances including the 2003 Final Four, was named the 28th head basketball coach in Indiana University history, IU President Michael McRobbie and Director of Athletics Rick Greenspan announced.

JUNE 26, 2008

Eric Gordon was selected with the seventh pick of the NBA Draft by the Los Angeles Clippers and D.J. White was picked 29th by the Detroit Pistons. White was later traded to the Seattle Supersonics who are now the Oklahoma City Thunder.

AUG. 24-25, 2008

In what was believed to be the largest gathering of former players and managers of the Indiana University men's basketball program, more than 180 gathered on Sunday and Monday, August 24 and 25 in French Lick for an Indiana Basketball Reunion made possible by the generosity of Mr. Bill Cook and the Cook Group. Overall, 300 invited guests enjoyed the two-day event.

NOV. 15, 2008

Junior Devan Dumes scored 21 points, 13 in the first half, and freshman Verdell Jones III finished with 18 points, four boards, four assists, three blocked shots and three steals as Indiana overcome opening game jitters to post an 83-65 over Northwestern (La.) State in the first regular season game for head coach Tom Crean. Crean becomes the ninth straight Indiana head coach to win in his debut dating all the way back to Branch McCracken's 54-28 win over Ball State at the start of the 1938-39 season.

NOV. 24, 2008

The Indiana University men's basketball program was placed on three-years probation by the NCAA Committee on Infractions for the actions of former head coach Kelvin Sampson and assistant coach Rob Senderoff. The committee also accepted the University's previously administered self-imposed sanctions.

JAN. 31, 2009

The Hoosiers played in front of their first sellout crowd in the Tom Crean era in a loss on ESPN to Ohio State. However, freshman Matt Roth tied the school record for three-pointers made in a game by going 9-for-11 from beyond the arc. He matched Rod Wilmont's nine (13 att.) made against Northwestern on Feb. 28, 2007. Roth tied for second on the Big Ten's all-time list (Chris Hill, 10, Michigan State) for threes made in a game and became the first freshman in conference history to make nine or more shots from beyond the arc. It matched the Big Ten record for threes in a conference contest and set a new IU record in Assembly Hall.

DEC. 8, 2009

The Hoosiers defeated Pitt, 74-64, at Madison Square Garden in New York City as part of the Jimmy V Classic. Verdell Jones III led Indiana with 20 points and freshman Christian Watford chipped in with 18. Indiana shot 44 percent from the floor and held the Panthers to just 31 percent shooting in the game.

NOV. 11, 2010

Austin Etherington and Cody Zeller sign NLI's to join the Hoosiers in 2011-12. Zeller would go on to be named Indiana High School's Mr. Basketball as well as a McDonald's All-American while at Washington High School. He also led Washington to the Class 3A state title in March.

JAN. 21, 2010

Head coach Tom Crean picked up his first Big Ten road win at Penn State by a score of 67-61. Senior Devan Dumes scored 15 points off the bench to lead Indiana while Verdell Jones III added 14 points and four assists.

JAN. 27, 2011

With a thrilling 52-49 win over #20 Illinois in Bloomington, the Hoosiers claimed their first victory over a Top 25 team under head coach Tom Crean. Tom Pritchard's tip-in with 44.2 seconds remaining proved to be the difference for the Hoosiers.

FEB. 2, 2011

The Hoosiers claimed a 60-57 victory over #18 Minnesota in Assembly Hall for its second consecutive win at home over a ranked opponent. Tom Pritchard had 12 points, including a thunderous putback slam that brought the fans to their feet.

NOV. 30, 2011

The Hoosiers rallied from a late second half deficit, scoring the final 10 points of the game to notch an 86-75 win at NC State in the Big Ten-ACC Challenge.

DEC. 10, 2011

Christian Watford's buzzer-beating 3-pointer gave Indiana a 73-72 win over No. 1 Kentucky, their only loss of the regular season. Watford's shot set off one of the most memorable celebrations in Assembly Hall history and later was recognized for an ESPY award as the best play of the year in sports.

DEC. 31, 2011

The Hoosiers knocked off the #2 team in the country when they bested Ohio State, 74-70 at home. Verdell Jones steal and a layup by Victor Oladipo gave IU the lead in the closing seconds.

HOOSIER TIMELINE

FEB. 28, 2012

Cody Zeller scored 18 points to lead five players in double figures as IU defeated #5 Michigan State, 70-55, in Assembly. That gave the Hoosiers wins over three top five programs, the first time that had been done in a season by the Hoosiers.

MARCH 15, 2012

IU made it first NCAA appearance since 2008 when it defeated New Mexico State, 79-66 in Portland. Jordan Hulls lead IU with 22 points.

MARCH 17, 2012

Will Sheehy's jumper with 12.7 seconds left gave IU a 63-61 win over VCU in Portland sending the Hoosiers to the Sweet Sixteen for the first time since 2002. IU was led by Christian Watford and Cody Zeller who each had 16 points.

OCTOBER 1, 2012

Sophomore Cody Zeller was named National Preseason Player of the Year by The Sporting News and the team was ranked preseason No. 1 by a number of publications.

NOV. 9, 2012

Minutes before the tip of the season opener in Assembly Hall against Bryant, IU Director of Athletics Fred Glass announced to the capacity crowd that head coach Tom Crean signed a two-year extension to his contract that will keep him as the head coach at IU through 2020.

FEB. 2, 2013

With ESPN's College GameDay on hand, the No. 3 ranked Hoosiers took down No. 1/2 Michigan in Assembly Hall, 81-73. It was the first meeting in the history of Assembly Hall with both teams ranked inside the top 3.

MARCH 10, 2013

Cody Zeller's layup with 13 second left in regulation lifted the No. 2 ranked Hoosiers to its first outright Big Ten regular season title in 20 years after a 72-71 victory at No. 7/8 Michigan.

MARCH 11, 2013

Cody Zeller and Victor Oladipo were named First Team All-Big Ten while Oladipo also collected Big Ten Defensive Player of the Year honors. Will Sheehy was named Big Ten Sixth Man of the Year.

MARCH 17, 2013

Indiana received the No. 1 seed in the East Region of the NCAA Tournament. It was the third time in school history that IU received a No. 1 seed.

MARCH 23, 2013

Indiana closed the game on a 10-0 run over the final three minutes to defeat Temple, 58-52, in Dayton. The win propelled the Hoosiers to their second straight Sweet 16 appearance, the first time since 1993 and 1994.

MARCH 29, 2013

Head coach Tom Crean was named 2013 NABC Division I All-District coaches, selected by his peers, for District 7, announced by the National Association of Basketball Coaches.

APRIL 7, 2013

Victor Oladipo was named NABC National Co-Defensive Player of the Year along with Kansas' Jeff Withey, becoming the first IU player to ever receive the award.

APRIL 9, 2013

Junior Victor Oladipo declares for the NBA Draft, forgoing his final season of eligibility. He earned his Bachelor's degree one month later in Sport Communication Broadcast.

APRIL 10, 2013

Sophomore Cody Zeller declared for the NBA Draft, forgoing his final two seasons of collegiate eligibility. In 72 career games at Indiana, Zeller averaged 16.1 points, 7.3 rebounds, 1.3 assists, 1.2 blocks and 1.2 steals per game.

JUNE 27, 2013

Victor Oladipo was selected by the Orlando Magic with the second overall pick in the NBA Draft. Cody Zeller was taken No. 4 overall by the Charlotte Bobcats. They became the first IU teammates to be taken within the first five of the same NBA Draft. Oladipo became the highest IU draft pick since Isiah Thomas was taken second overall by the Detroit Pistons in 1981.


JUNE 29, 2013

Rising senior Will Sheehy and rising sophomore Kevin "Yogi" Ferrrell were among 14 players selected for the USA Basketball Men's World University Games roster. They became the ninth and 10th players in IU history to play in the WUG.

AUG. 5, 2013

The Hoosiers finished the season ranked fifth in the country and first in the Big Ten in overall attendance, averaging a new IU record 17,412 fans in 19 home games. It also marked just the second time since 1985 that IU had ranked among the top five programs in the country in attendance and the first since 2002. This was also the first time that IU had led the Big Ten, which led conferences in the nation in attendance (13,114), since that same season.

HOOSIERS IN INDIANAPOLIS (73-20)



The third edition of the Crossroads Classic will send the Hoosiers to Bankers Life Fieldhouse in December to take on Notre Dame. The Big Ten Tournament also returns to BLF as part of the rotation between Indianapolis and Chicago.

3/23/40	Duquesne	W	39-30	12/28/92	Colorado	W	85-65	12/28/04	Ball State	W	71-59
1/1/48	Notre Dame	W	72-46	12/4/93	Kentucky	W	96-84	12/10/05	Kentucky	W	79-53
12/28/48	Notre Dame	W	50-47	12/27/93	Texas Christian	W	81-65	12/23/05	Butler	W	73-55
12/29/49	Notre Dame	W	79-69	12/29/93	Ball State	W	86-43	3/10/06	Wisconsin	W	61-56!
12/23/50	Notre Dame	W	64-56	12/29/93	W. Kentucky	W	65-55	3/11/06	Ohio State	L	51-52!
12/28/51	Notre Dame	W	67-54	3/19/93	Wright State	W	97-54%	11/13/06	Lafayette	W	91-66
12/28/57	Notre Dame	L	74-89	3/21/93	Xavier	W	73-70%	11/14/06	Butler	L	55-60
12/26/58	Notre Dame	L	67-73	12/28/94	E. Kentucky	W	92-49	12/22/06	IUPUI	W	86-57
12/23/59	Notre Dame	W	71-60	12/29/94	Ark.-Little Rock	W	77-53	3/14/08	Minnesota	L	58-59
12/14/74	Texas A&M	W	90-55	12/2/95	Kentucky	L	82-89	12/6/08	Gonzaga	L	54-70
12/8/75	Florida State	W	83-59	12/29/95	Appalachian St.	W	103-59	3/12/09	Penn State	L	51-66!
12/9/78	Bradley	W	80-64	12/30/95	Weber State	W	82-62	3/11/10	Northwestern	L	58-73!
12/18/79	Toledo	W	80-56	11/15/96	Connecticut	W	68-61	12/30/11	Penn State	L	55-61!
12/13/80	Boston College	W	72-66	12/21/96	Evansville	W	75-57	12/17/12	Notre Dame	W	69-58
12/15/80	Oral Roberts	W	65-56	12/27/96	Colgate	W	63-48	3/8/12	Penn State	W	75-58!
12/14/81	Tulane	W	77-59	12/28/96	Valparaiso	W	72-51	3/9/12	Wisconsin	L	71-79!
12/29/82	Grambling	W	110-62	12/6/97	Kentucky	L	72-75	12/15/12	Butler	L	86-88
12/30/82	Nebraska	W	67-50	12/27/97	SW Mo. State	W	78-66				
12/29/84	Miami (Ohio)	W	77-72	12/28/97	W. Michigan	W	70-63		! - Big Ten Tournament		
12/30/84	Florida	W	80-63	11/7/98	Seton Hall	W	83-69		% - NCAA Tournament		
12/28/85	Mississippi St.	W	74-73	11/8/98	South Carolina	W	76-55				
12/26/86	Princeton	W	83-54	12/27/98	Drake	W	102-46				
12/5/87	Kentucky	L	76-82	12/28/98	Ball State	W	72-62				
12/28/87	Pennsylvania	W	94-54	12/4/99	Kentucky	W	83-75				
12/29/87	Stanford	W	83-73	12/28/99	Holy Cross	W	79-44				
3/12/87	Fairfield	W	92-58%	12/29/99	Canisus	W	95-53				
3/14/87	Auburn	W	107-90%	12/28/00	Northeastern	W	103-65				
12/28/88	St. Bonaventure	W	103-66	12/29/00	Valparaiso	W	63-60				
12/29/88	Utah State	W	73-61	12/28/01	E. Washington	W	87-60				
12/2/89	Kentucky	W	71-69	12/29/01	Butler	L	64-66				
12/27/89	Wichita State	W	75-54	3/8/02	Michigan State	W	67-56!				
12/28/89	Texas A&M	W	94-66	3/9/02	Iowa	L	60-62!				
12/27/90	Marshall	W	91-67	12/3/02	Maryland	W	80-74 OT				
12/28/90	Ohio	W	102-64	12/14/02	Purdue	W	66-63				
12/7/91	Kentucky	L	74-76	11/29/03	Xavier	W	80-77 OT				
12/27/91	Texas Tech	W	86-69	12/20/03	Kentucky	L	41-80				
12/28/91	Indiana State	W	94-44	3/11/04	Ohio State	W	83-69!				
12/5/92	Kansas	L	69-74	3/12/04	Illinois	L	59-71!				

HOOSIER HOME COURTS

OLD ASSEMBLY HALL

Indiana University Basketball has in its 100-year existence come full circle. Today, the 17,000-plus capacity Assembly Hall is a mecca for sporting arenas, just as old Assembly Hall was in its day.

The original Assembly Hall was not a sporting arena, it was a small one-story structure with a wooden frame. The building, located near the Indiana Memorial Union, was built in 1895 and had a price tag of \$12,000. When full the building could seat 600 people for a basketball game. It also was the practice site for the team and the gymnasium for physical education classes.

IU's first-ever game was on February 8, 1901 against Butler. The game was described by the Indianapolis News as a "fast" and "hard-fought" game which had Butler on top 20-17. The first game at Assembly Hall came 20 days later against Butler. In another tight game, Butler pulled it out 24-20 and left IU 0-2.

Opponents were rare and basketball was still enduring growing pains, but the 1901 total of two games doubled in 1902 and five games were played in 1903. It was a time when basketball was just taking hold, but when it did, the growth was accompanied by the need for a new building.

The final game at the original Assembly Hall was against Rose Poly on January 5, 1917 and it was the fifth-straight victory for IU and it came in dominating fashion, 35-9.

The building attracted former Presidents William Howard Taft and Teddy Roosevelt and also presidential candidate William Jennings Bryan.

The doors to Assembly Hall, which boasted an overall record of 61-43, officially closed in 1938 when it was demolished, but the tradition carried on and only grew stronger.

OVERALL RECORD

1900-01	1-1
1901-02	2-2
1902-03	3-2
1903-04	4-1
1904-05	3-3
1905-06	5-1
1906-07	4-1
1907-08	5-2
1908-09	4-4
1909-10	3-3
1910-11	7-1
1911-12	4-4
1912-13	4-5
1913-14	1-6
1914-15	3-4
1915-16	3-3
1916-17	5-0
Total	61-43

MEN'S GYMNASIUM

What is now an upstairs recreational gymnasium in the School of Health, Physical Education and Recreation building is the Men's Gymnasium. This facility housed the Indiana Hoosiers from 1916-1928 and was brought into existence amid controversy.

With the original Assembly Hall falling into disrepair, students and faculty alike marched for a new gymnasium for the athletes. Alumni and University personnel also lobbied for its abandonment by the athletic program. The people's wishes were granted in 1914 and with a capacity of 2,000 and a cost of \$200,000, the Men's Gymnasium's era began in 1916.

The first game at the gymnasium was on Jan. 19, 1917 against Iowa. The Hoosiers pulled out one of the lowest scoring games in history, 12-7.

The building was the home court of consistent teams coached by the likes of Dana M. Evans and Everett Dean. Dean led his squad to the first two Big Ten Championships in the history of IU Basketball as the head coach. He led the final team to play in the building to the program's first unbeaten home season at Men's Gymnasium (11-0).

As a player, Dean called the Men's Gymnasium home and was named as Indiana University's first All-American in 1921 while playing in that facility.

The team's consistent success led to the growth of the fan base supporting the squad. The capacity of 2,000 was no longer sufficient, so the program had to be moved into another facility.

The time had come because the growth was so substantial.

OVERALL RECORD

1916-17	3-3
1917-18	7-2
1918-19	3-5
1919-20	8-2
1920-21	9-4
1921-22	8-4
1922-23	7-2
1923-24	7-2
1924-25	8-2
1925-26	8-2
1926-27	7-3
1927-28	11-0
Total	86-31

OLD FIELDHOUSE

Indiana's third home, after outgrowing the Men's Gymnasium, was the Old IU Fieldhouse and it was built on East 7th Street with a price tag of \$350,000. The dedication game was on December 13, 1928 when IU defeated Eastern Champion Pennsylvania, 34-26. The facility had a portable hardwood floor and a lighting system consisting of 47 electric lamps suspended from the ceiling. Seven floodlights, three above the floor and two pointing directly at the hoops, made it easier for the players to see during the game. It was not one of the luxurious buildings of today, but head coach Everett Dean and the Hoosiers made due with what they were given.

The Old Fieldhouse was where Indiana Head Coach Everett Dean led the Hoosiers into what is now a well-documented tradition. Dean coached the 1936 team to an undefeated home record (9-0) and a share of the Big Ten Conference crown.

The facility saw six perfect seasons including a 24-game unbeaten home winning streak from 1938-1941. It was the home to the "Hurryin' Hoosiers" under head coach Branch McCracken. It was also the home to McCracken as a player where in 1930, he was named an All-American.

The fieldhouse was the home court for the 1940 NCAA National Champions and it was the place where IU attained its first 20-win season going 20-3 including a 9-0 mark at home. It was also the home to the 1953 NCAA National Champion "Hurryin Hoosiers" that went 20-4 overall and an unprecedented 11-0 in the Fieldhouse.

Indiana squads amassed an amazing 234-74 overall record in the Old Fieldhouse era. Besides the two national titles, it was the home of five Big Ten Conference Championships, 20 All-Americans, 17 All-Big Ten First Team selections and three Big Ten Most Valuable Players.

Today the Fieldhouse is named the Ora Wildemuth Intramural Center and it houses one of the most well-known facilities in the country. The HPER building's famed basketball courts are now residing where the tradition of Indiana University Basketball began.

OVERALL RECORD

1928-29	6-4
1929-30	4-5
1930-31	4-5
1931-32	5-4
1932-33	7-3
1933-34	8-1
1934-35	7-2
1935-36	9-0
1937-38	3-4
1938-39	9-0
1939-40	9-0
1940-41	7-1
1941-42	10-2
1942-43	10-0
1943-44	3-6
1944-45	6-5
1945-46	9-1
1946-47	7-1
1947-48	6-3
1948-49	10-2
1949-50	9-2
1950-51	10-0
1951-52	9-2
1952-53	11-0
1953-54	10-1

BIG TEN CONFERENCE

Since its inception in 1896, the pursuit and attainment of academic excellence has been a priority for every Big Ten member institution. But maintaining the conference's status as one of the preeminent athletic conferences in the country also endures as an important component of the Big Ten student-athlete experience. Striking that balance between academics and athletics is integral to the Big Ten's identity, and the Big Ten's "Honoring Legends. Building Leaders." campaign links directly to the Big Ten mission. Recognized as one of intercollegiate sports' most successful undertakings, the Big Ten strives for success from its student-athletes not only on the field and in the classroom, but around the world as well.

ACADEMICS

All Big Ten universities have been granted Tier One Status by the Carnegie Foundation for the Advancement of Teaching, a distinction awarded to just over 100 universities. Big Ten schools have produced more than 1,450 Academic All-Americans, more than any other conference, including 46 in the last academic year. For the 2011 fiscal year, the Big Ten led all conferences with over \$8 billion in research expenditures, more than \$2 billion more than any other conference.

SUCCESSFUL PROGRAMS

During the 2012-13 season, Big Ten institutions claimed seven national championships: Indiana men's soccer; Michigan men's gymnastics; Michigan men's swimming and diving; Minnesota women's ice hockey; Nebraska women's bowling; Ohio State women's rowing; and Penn State wrestling.

Over the last 10 years, the Big Ten is tied for the conference lead with national titles in 14 different NCAA-sponsored championships, including bowling, cross country, fencing, golf, gymnastics, ice hockey, lacrosse, rowing, soccer, softball, swimming and diving, track and field, volleyball and wrestling.

STUDENT-ATHLETE OPPORTUNITIES

Almost 1,400 Big Ten student-athletes and coaches have participated in the Olympics, winning at least 460 medals, including nearly 250 gold. Big Ten universities provide over \$141 million in direct financial aid to more than 8,200 student-athletes playing on more than 300 teams in 42 different sports. The Big Ten

sponsors 26 official conference sports, 13 for men and 13 for women, including the debut of men's ice hockey as an official conference sport this academic year.

In 2014-15, men's and women's lacrosse will be added as the conference's 27th and 28th official sports, giving the Big Ten more official sports than all conferences other than the Ivy League.

TELEVISION EXPOSURE

Through the Big Ten's media agreements with CBS Sports, ABC/ESPN, FOX and the Big Ten Network (BTN), nearly 1,000 Big Ten events are produced and distributed nationally on an annual basis.

In 2006, the Big Ten created BTN, the first national conference-owned television network. With more than 53 million subscribers in the U.S. and Canada – and more outside the Big Ten region than inside – BTN allows fans to see their teams compete regardless of where they live.

ATTENDANCE

The Big Ten leads all conferences with nearly five million alumni and more than 460,000 students. Big Ten fans are some of the nation's most supportive, with nearly 9.8 million patrons attending conference home contests during the 2012-13 seasons for football, men's and women's basketball and volleyball alone.

COMMUNITY INVOLVEMENT

For the last 24 years, through the Big Ten's SCORE (Success Comes Out of Reading Everyday) program, the conference has partnered with Chicago elementary schools to improve reading performance.

Surrounding the Big Ten Football Championship Game and Big Ten Basketball Tournaments, the conference holds numerous community initiatives, such as the Big Ten Career Expo, SaturDAY of Service, Officiating and Youth Football Clinics and various fund-raising efforts, including the Think Pink promotions benefitting the Pink Ribbon Connection at previous women's basketball tournaments.



Jim Delany



Mark Rudner



Scott Chipman



Brett McWethy

5440 Park Place
Rosemont, IL 60018
Phone: (847) 696-1010
Fax: (847) 696-1110

Commissioner
James E. Delany

Deputy Commissioner
Brad Traviola

Chief Communications Officer
Diane Dietz

Sr. Assoc. Commissioner-TV Admin.
Mark D. Rudner

Assoc. Commissioner - Men's Basketball.
Rick Boyages

Asst. Commissioner-Championships
Wendy Fallen

Asst. Commissioner-Compliance
Chad Hawley

Assoc. Commissioner - Governance
Jennifer Heppel

Assoc. Commissioner - Basketball Ops
Andrea Williams

Asst. Commissioner-Communications
Scott Chipman

Asst. Commissioner-Technology
Mike McComiskey

Assoc. Dir. of Communications
Brett McWethy

UNIVERSITY ADMINISTRATION



MICHAEL A. McROBBIE - Indiana University's 18th President

Michael A. McRobbie became the 18th president of Indiana University on July 1, 2007. IU is one of the largest university systems in the U.S. with eight campuses, a total budget of around \$3 billion, and more than 7,000 faculty, 11,000 staff, and 110,000 students.

McRobbie joined IU in 1997 as vice president for information technology and chief information officer, and was appointed vice president for research in 2003. He was named interim provost and vice president for academic affairs for IU's Bloomington campus in 2006, and became president the following year.

As president, McRobbie has refocused IU around six Principles of Excellence — an excellent education, world-class research and scholarship, an outstanding faculty, enhanced international engagement, excellence in health sciences, and in engagement. Supporting these core principles is an essential framework of excellence in the four areas of advancement, infrastructure and facilities, information technology, and administration.

Under McRobbie's leadership, IU has seen a major expansion in the size and quality of IU's student body, a record level of expenditure, a billion dollar expansion of IU's facilities, and the completion of the \$1.1 billion "Matching the Promise" endowment campaign at IU Bloomington and the \$1.25 billion "IMPACT" campaign at its Indianapolis campus, which recently surpassed the \$1 billion mark and is now very close to its goal. These are the first two phases of a \$5 billion campaign to be completed in IU's bicentenary year of 2020.

In addition to his duties as president, McRobbie serves on several outside committees and organizations, and is presently the chair of Internet2 and immediate past chair of University Research Associates, which is responsible for Fermi Lab. He is also a member and former chair of the Big Ten Council of Presidents and Chancellors, and a member of the National Security Higher Education Advisory Board.

McRobbie is vice chairman of the board of the Indiana University Health system — one of the largest and most highly regarded hospital systems in the U.S. — and the OneAmerica insurance company, based in Indianapolis.

McRobbie also holds faculty appointments in computer science, philosophy, cognitive science, informatics, library and information science, and computer technology, and has been an active researcher in information technology

and logic over his career. He has been the principal investigator on several major grants, has published a number of books, many articles, and has served on numerous editorial boards and conference committees.

A native of Australia, McRobbie received a Ph.D. from the Australian National University in 1979, and has honorary doctorates from the University of Queensland (2007), Sung Kyun Kwan University in Korea (2008), the Australia National University (2010) and the South East European University in Macedonia (2011), which IU helped found. In 2013, Thailand's National Institute for Development Administration awarded him its Prince Naradhip Bongsprabandha Plaque for services to international education.

He was elected a fellow of the American Academy of Arts and Sciences in 2012 and is an honorary fellow of the Australian Academy of Humanities. In 2007, he was made a Sagamore of the Wabash, the highest honor the State of Indiana can bestow on a private individual. And, in 2010, he was made an Officer of the Order of Australia, Australia's national honors system. In 2012, he was listed as one of America's 10 most popular university presidents.

INDIANA UNIVERSITY BOARD OF TRUSTEES



MaryEllen Bishop



William R. Cast



Philip N. Eskew, Jr.



Janice Farlow



James Morris



Thomas E. Reilly, Jr.



Derica W. Rice



Patrick A. Shoulders



Randall Tobias

COMPLIANCE

Indiana University is extremely proud of the performance of its athletics teams both in competition and in the classroom. While our student-athletes are extremely talented, they would not reach their full potential without the encouragement and support that Hoosier fans bring to every event. We thank you for your commitment to our programs. Please be aware that many fans may meet the NCAA's definition of a representative of IU's athletics interests (commonly known as a "booster"). Much like our university personnel and student-athletes, boosters must also comply with various NCAA guidelines.

Although the NCAA rulebook is complex, everyone is expected to follow NCAA Bylaws and ask questions when unsure about the application of the rules. Any violation, no matter its size or scope, could affect a student-athlete's eligibility or Indiana University's status with the NCAA. Please help the university avoid these kinds of situations as you support our Hoosier sports programs.

While being a booster has certain privileges, these privileges do not extend to those duties specifically reserved for athletics personnel. ALL recruiting matters should be left to Indiana coaching staffs, and boosters MUST refrain from contacting any potential IU recruits, or their families, coaches or other associated individuals in regards to the prospect's future collegiate enrollment. This includes contacting prospects through the internet or via social networking sites. We encourage you instead to contact the Indiana Athletics Department, at (812) 855-1966, if you wish to recommend an individual whom you believe could contribute to our fine athletics tradition.

Recent violations at several Division I schools have forced another issue into the spotlight: benefits provided to student-athletes that are not available to the general student body. NCAA rules prohibit student-athletes from receiving any free or discounted products or services that are not otherwise available to all other IU students. Sometimes these "extra benefits" are hard to resist, but maintaining eligibility under these rules requires that our student-athletes receive only those benefits that may otherwise be provided to a normal college student, or through our athletic department as a part of their athletic participation. Please assist us in maintaining our commitment to integrity and compliance by not offering any specials, discounts or free items or services to the IU student-athletes – or recruits.

The NCAA and Indiana University take the rules pertaining to boosters and prospective student-athletes very seriously. It does not matter where contact with a prospect occurs or what means of communication is used to reach out to a prospect for recruiting purposes; it could become a rules violation in any scenario. Any improper contact with a prospect prior to that time or any offer or inducement provided to a prospect or their family is a violation of NCAA regulations and could lead to negative consequences for both Indiana and that prospective student-athlete.

The Athletics Department would like to thank you for supporting our student-athletes. Much of our success is due to you, our friends and fans. If you have any questions about the regulations applying to boosters, feel free to contact any member of the compliance office. Thanks for complying with the NCAA rules, and GO HOOSIERS!

As members of the media assigned to cover Indiana University Athletics, the IU Compliance Office invites you to review a few topics that apply to you as a media member and to our student-athletes as they compete and learn here on the Bloomington campus.

While many friends of the program remain interested in the growth of our programs and recruiting efforts of our coaching staffs, NCAA rules prohibit any member of the IU athletics staff from commenting publicly about any prospective student-athletes being recruited by our institution, other than to confirm the prospect's recruitment. Indiana is prohibited from publicizing any visits made to our campus by prospects, or otherwise making those prospects available for interviews or media comments while they are meeting with our coaches and touring campus. These rules are meant to protect the privacy of these prospects and their families as they go through the recruiting process and to provide the freedom necessary for these recruits to make their college choices without undue influence from external entities. Please respect these rules and the prospect's need for privacy during their recruitment – and our need to stay compliant with NCAA publicity of recruiting rules!

Additionally, as we prepare our student-athletes for life following their collegiate career, many will test the waters in professional sports and make agreements with agents. Under Indiana state law, these agents must register with the Indiana State Attorney General prior to making any contacts with current student-athletes. Additionally, our compliance office requires all agents to register internally, in order to better approve and guide their communications with our outgoing student-athletes. Our student-athletes may not make any verbal or written agreement with an agent if they wish to preserve their collegiate eligibility, so we work to protect those interests while they remain at IU. Please help us be vigilant in our efforts by not involving yourselves in this process, and helping us identify agent activity on our campus when you know of, or see it occurring.

As always, we thank you for your commitment to our programs and to helping us make each student-athlete's experience at IU the best it can possibly be. Your support of our compliance office and these specific rules is a large part of ensuring that IU carries on its tradition of excellence both on and off the playing field. If you have any questions about these, or other, NCAA rules please contact a member of our compliance staff or visit our website at: www.iuhoosiers.com/compliance.

PLEASE HELP IU COMPLY WITH NCAA RULES BY NOT DISTRIBUTING OR REDISTRIBUTING THIS MEDIA GUIDE TO PROSPECTIVE STUDENT-ATHLETES, THEIR FAMILIES OR THEIR COACHES.

TELEVISION COVERAGE

Over the last few years, the Big Ten has reached a series of milestone media agreements to provide the conference with its greatest television exposure ever, including extensions with CBS (for basketball) and ABC/ESPN (for football, basketball and volleyball) and the creation of the Big Ten Network, a national network devoted to Big Ten athletic and academic programs. The conference's new media agreements will result in the broadcast of more than 500 events nationally and regionally beginning with the 2007-08 academic year, compared to 300 events in the final year of the previous agreements.

For men's basketball, the 2013-14 season will mark the seventh consecutive year in which every Big Ten men's basketball conference and tournament game will be nationally broadcast. The Big Ten's media agreements result in more than 100 games appearing on BTN, CBS Sports, ESPN, ESPN2 and ESPN3 during the 2013-14 conference season.

CBS

In June of 2011, CBS Sports has agreed to a multi-year agreement with the Big Ten Conference extending its broadcast rights to the conference's basketball games through the 2016-17 season.

The agreement, beginning with the 2011-12 season, calls for a minimum of 24 appearances by teams from the Big Ten, including three Big Ten wildcard weekends. CBS Sports will continue to broadcast the Big Ten Men's Basketball Tournament semifinal and championship games. Additional appearances by various women's teams from the conference also will be featured.

As the Network of the Big Ten, Big East, Pac-10 and Southeastern conferences, CBS Sports broadcasts the most comprehensive regular-season college basketball schedule on network television.

ESPN

In June of 2006, the Big Ten signed a new 10-year national rights contract with ABC/ESPN. Big Ten action has been featured on ESPN since 1979, the network's first year. The new agreement, which begins during the 2007-08 season, includes approximately 60 men's basketball games to air on an ESPN network (ESPN, ESPN2, ESPNU and ESPN360), including contests on Tuesday and Thursday of the conference season, plus up to eight Saturday games during conference play. For women's basketball and volleyball, a total of 100 events will appear on an ESPN network over the course of the agreement, including the championship games of the Big Ten Women's Basketball Tournament. Additionally, through ESPN's collection of new media outlets such as ESPN.com, Mobile ESPN, ESPN360 and ESPN VOD, fans will receive live events (including simulcasts), extended video highlights including in-progress games, features and more. Big Ten coverage will also be available on ESPN Classic and throughout the world through ESPN International.

BIG TEN NETWORK

In June 2007, the Big Ten announced that the Big Ten Network will become the first national network to commit to "event equality" for men's and women's sports on all network-controlled media within the first three years of launch. This dedication to "event equality" highlights the Big Ten's ongoing dedication to gender equity, which is aligned with the commitment of conference institutions to provide fairness for all female student-athletes.

The network is led by President Mark Silverman, a former Disney executive who came to the network after serving as the general manager and senior vice president of ABC Cable Networks Group since April of 2004, managing the company's equity in such channels as Lifetime Television, A&E Network and the History Channel, each of which recorded their best financial performance in 2005. Silverman was also responsible for developing and launching new cable channels, shows and other key initiatives.

The programming on the Big Ten Network and alternative network-controlled platforms will include, but is not limited to:

- More than 35 football games each season
- More than 105 regular season men's basketball games
- A nightly studio show including segments from each campus
- Women's sports, including basketball, volleyball, soccer and softball
- More than 170 Olympic sporting events including baseball, soccer, tennis, volleyball, swimming, diving and more
- Classic games and historical footage from ESPN and ABC libraries
- Original campus programming produced by Big Ten member universities showcasing their academic excellence, talented students and award-winning programs
- Weekly coaches shows

Located in the historic Montgomery Ward building in Chicago, the Big Ten Network is the first national television network to call the largest city in the Midwest its home. The original section of the building was designated as a historic landmark in 2000 for its significant role in American retail history. The space includes two studios and three control rooms as well as a 20,000 square-foot office space.

In addition to airing more coverage of Big Ten sports than ever before, the Big Ten Network will also provide numerous benefits to communities around the Big Ten. Those include increased exposure for women's sports, providing positive role models for girls; a greater economic impact to the communities from added sporting event production, with the potential to generate higher attendance; and greater national exposure for the excellence that surrounds the academic endeavors of Big Ten universities, some of the most highly regarded in the nation. Also, an internship program at each of the 11 universities will offer students training for careers in sports, television and entertainment.

The Big Ten Network is a joint venture between subsidiaries of the Big Ten Conference and Fox Cable Networks. For more information regarding the Big Ten Network, visit www.BigTenNetwork.com.



MEDIA INFORMATION

WEEKLY MEDIA ACCESS

All Indiana practices are closed to the media. Coach Tom Crean and selected players will be available to the media prior to each game, predicated on game schedule.

POSTGAME INTERVIEWS

Coach Crean and requested players will be available in the media interview room following each contest. The Indiana locker room will be closed following all contests.

WIRELESS ACCESS

There is wireless internet access in the Assembly Hall press room, located off the east entrance to Branch McCracken Court. If you are interested in wireless internet access, an IU Media Relations staff member will provide you with an authorization form upon your arrival. Each username and password are valid for 24 hours.

RECEIVING INFORMATION

Members of the media may receive IU Basketball press releases in a number of different efficient manners. The IU Media Relations Department provides press releases via e-mail. If members of the media choose to receive press releases via e-mail they may receive them as a PDF file, as text, or as a link to a media web site. Please contact the designated sport contact listed on the previous page of this book for the appropriate email address and phone number.

TELEPHONE LINES

Individual telephone lines can be ordered through Indiana University Information Technology Services at 812-856-2287. All phone lines, with the exception of those utilized for live radio broadcasts, must be installed in the press room and cannot be installed on press row.

Visiting teams' official radio networks can access ISDN information by contacting Matt Brown at Learfield Communications at 573-556-1268.

TOM CREAN RADIO SHOW

Beginning the first week of December, Don Fischer will host the one-hour Tom Crean Radio Show each Monday night at 7:00 p.m. from the Holiday Inn in Bloomington. The pair will recap the previous weeks events and take calls from a statewide audience which listens on the IU Radio Network.

SATELLITE TRUCKS

All local television station satellite trucks should park along the drive near the west entrance of Assembly Hall.

INTERNET CREDENTIALS

Internet credentials are granted only to those websites affiliated with recognized, fully accredited local, state and national news agencies (i.e. - USA Today, CBS Sports, Bloomington Herald Times, Indianapolis Star), but credentials will not be granted to both a website and another medium for the same entity for the same event.

MEDIA GUIDELINES

- Interviews with all basketball staff members and players should be scheduled through the J.D. Campbell, Senior Assistant AD for Media Relations (812-322-1437).
- Home phone numbers for players and coaches will not be provided to the media. Players and coaches have been advised to not accept phone calls for basketball-related inquiries without clearance from the media relations staff.

IU SPORTS PROPERTIES

Indiana University's Athletics Department has a long-standing partnership with IU Sports Properties. Serving as an interface of IU Athletics to corporate America, IU Sports Properties (IUSP) serves local, statewide, regional, and national advertisers. Through an array of marketing tools, IUSP gives sponsors exposure to the elite demographic group that IU fans comprise. IU Sports Properties has divisional offices in both Bloomington and Indianapolis, which represent the Indiana University Department of Athletics.

The statewide IU Radio Network is managed by IU Sports Properties and includes actual gameday radio broadcast, along with the accompanying pregame, ingame and postgame elements. The Voice of the Hoosiers, Don Fischer, has been bringing IU Athletics into the homes of Hoosier fans since 1972. Instantly recognized to Hoosier fans, Fischer has been named Indiana Broadcaster of the Year 21 times, including for his work during the 2010 season.

Fischer is so recognized, in fact, that IU fans are known to prefer his radio call alongside a muted television broadcast.

For more information on IU Sports Properties, please call (317) 262-2212 or (812) 855-4877.



Don Fischer (left) hosts a weekly radio show with head coach Tom Crean, originating from the Holiday Inn Bloomington each week starting in December.

IU MEDIA RELATIONS



J.D. Campbell



Jeff Keag



Nathan Wiechers



Shana Daniels



Kyle Kuhlman




Melanie Schneider



Ryan Sheets



Ashley Strauss



Jeremy Rosenthal



Samantha Dewig



Mike Dickbernd

CREDENTIALS

Working credentials for the 2013-14 Indiana Basketball season must be requested by emailing J.D. Campbell at jc56@indiana.edu. Credentials must be requested seven business days or more from the game in order to be considered. Your credential will also serve as a parking pass. Credentials will be sent to the visiting SID but will not be mailed individually unless media members provide a FedEx account number. In addition, credentials can be left at will call, located at the south entrance of Assembly Hall.

INTERVIEW REQUESTS

All interview requests for players or coaches should be directed to J.D. Campbell. It is the policy of the Indiana University Athletic Media Relations Department that no student-athlete or coach be contacted by the media regarding an interview until a request is made through IU Athletic Media Relations. The IU Media Relations reserves the right to decline working credentials to those members of the media who contact student-athletes or coaches at home for interview purposes without the approval of the department.

IU MEDIA RELATIONS CONTACT INFO

Phone: 812-855-9399; Fax: 812-855-9401

Web: IUHoosiers.com

Address: Assembly Hall
1001 E. 17th St.
Bloomington, IN 47408

SR. ASSISTANT AD - MEDIA RELATIONS

J.D. Campbell - jc56@indiana.edu
(Men's Basketball)
812-855-9794 (office); 812-322-1437 (cell)

ASSISTANT AD

Jeff Keag - jkeag@indiana.edu
(Football)
812-855-6209 (office); 812-219-2925 (cell)

ASSISTANT DIRECTORS

Nathan Wiechers - nwiecher@indiana.edu
(Women's Soccer, Men's Golf, Water Polo, Secondary Men's Basketball)
812-856-0146 (office); 812-345-1991 (cell)

Shana Daniels - sldaniel@indiana.edu
(Social Media Coordinator, Game Program Administrator, Rowing)
812-855-9402 (office); 309-255-8006 (cell)

Kyle Kuhlman - kkuhlman@indiana.edu
(Secondary Football, Baseball, Wrestling)
812-855-4770 (office); 419-308-8292 (cell)

Melanie Schneider - ms48@indiana.edu
(Men's Soccer, Swimming & Diving, Women's Golf)
812-856-2939 (office); 812-325-6789 (cell)

Ryan Sheets - rmsheets@indiana.edu
(Women's Basketball, Cross Country, Women's Tennis)
812-856-0215 (office); 812-756-0466 (cell)

Ashley Strauss - aestraus@indiana.edu
(Volleyball, Softball, Director of Publications)
812-856-0553 (office); 734-674-2607 (cell)

MEDIA RELATIONS ASSISTANTS

Jeremy Rosenthal - jr359@indiana.edu
(Field Hockey, Track & Field, Men's Tennis)
812-856-0948 (office); 765-586-6624 (cell)

Samantha Dewig - sjdewig@indiana.edu
(Water Polo)
812-855-9399 (office); 812-454-3948 (cell)

PHOTOGRAPHER

Mike Dickbernd - mdickber@indiana.edu
812-856-4415 (office)

IU RADIO NETWORK

IU RADIO NETWORK

Indiana University's basketball program receives some of the most extensive media coverage in the country. Learfield Communications holds the exclusive rights as Indiana University's official radio outlet.

Headquartered in Jefferson City, Mo., Learfield Communications also owns the multimedia rights to 26 leading universities.

DON FISCHER

Don Fischer is in his 41st year as the "Radio Voice" of Indiana University football and basketball games. The past 26 years, Fischer has worked as an independent contractor, and is currently serving the IU Radio Network owned by Learfield Communications out of Jefferson City, Missouri. In addition to broadcasting the games, Fischer hosts the weekly Coaches talk shows for both football and basketball, and has a daily show, Monday through Friday, from September through March. The daily show is called "IU Sports Today" and is syndicated throughout the state of Indiana. Fischer also offers stations a weekly talk show about IU football and basketball that airs in several markets around the state during the school year.

Fischer does free lance sports casting, which for the past 19 years has included being the Television voice of the Indianapolis Colts for their preseason games.

During his 40 years of work with IU, Fischer has been named Indiana Sportscaster of the Year 27 times by two different organizations. The National Sportscasters and Sportswriters Association has awarded him 23 times (including 2012), while the Indiana Sportswriters and Sportscasters Association has named him their honoree four times. The Indiana Sportswriters and Sportscasters Association inducted Fischer into the ISSA Hall of Fame in 2004. In October 2010, Fischer was inducted into the Indiana Broadcasters Association Hall of Fame. He has won several awards for best play by play, and has been honored by Indiana University with the J.W. Bill Orwig Medal, that goes to non alumni for distinguished service to the University. He has also been named an Honorary "I" Man.

In addition, the City of Indianapolis, and the State of Indiana have each honored Fischer with a special "Recognition Day" for his service and abilities as the play by play broadcaster for IU.

Fischer has broadcast over 1650 Indiana University games that include eight Bowl games, four NCAA basketball Championship games, and two N.I.T. Championship games.

From 1973 through 1987, he worked for ABC Radio, Canada's CBC, and several other major market radio stations including WIRE in Indianapolis as their source for reports during the month of May coverage of the Indianapolis 500. During that 14 year period, he also served at Indianapolis radio station WIRE and Network Indiana, a statewide news network, as their Sports Director.

A native of Rochelle, Illinois, Fischer has been in the radio business for 46 years with stops in Butte, Montana; Ottawa, Illinois; Springfield, Illinois; and Terre Haute, Indiana.

Fischer has four sons, and 10 grandchildren. He and his wife Susy reside in Greenwood, Indiana.



Don Fischer



Royce Waltman



Joe Smith

ROYCE WALTMAN

Former Indiana assistant coach Royce Waltman is in his fourth season as the color analyst for all Indiana men's basketball games.

Waltman boasts an already familiar tie to IU having served as an assistant coach with Head Coach Bobby Knight from 1982-1987. He then became head coach of DePauw University (1988-1992), University of Indianapolis (1992-'97) and Indiana State University (1997-2007). He won 100 or more games at each of these schools and led all three to the NCAA National Tournament. Most recently, he had returned to coaching at the high school ranks serving as assistant coach at Roncalli High School in Indianapolis.

JOE SMITH

Joe Smith is in his 31st year with the IU Radio Network. He has handled pre-game, halftime, and post-game duties for Indiana football and men's basketball since 1983.

Smith, the sports director of WGCL-AM 1370 in Bloomington, is in his 45th year of radio broadcasting in Bloomington. He began his broadcasting career in 1969 at WAIK Radio in Galesburg, Ill. From 1973-89, Joe worked on "RFD-4 Agri-Business Show" on WTTV-4 with the late Bob Cook. In 1998, Smith was named Indiana Sportscaster of the Year and in April 2003, he was inducted into the Indiana Sportswriters/Sportscasters Hall of Fame. Joe handled the IU TV Warmup Shows from 1978-82 and hosted several IU Coaches Shows from 1983-96 and again from 2002-04.

In June 2004, Smith received the J.W. Bill Orwig Medal that goes to non-alumni for distinguished service to the University.

Joe has two children, both of whom are Indiana University graduates. Jeff, currently resides in Brownsburg, Ind., with his wife, Kristen, and their sons, Jayden and Kaleb. Joe's daughter, Jamie, and her husband, Eric, currently reside in Bloomington with their son, Ethan.

RADIO AFFILIATES

Bedford - 105.5 WQRK-FM
Bloomington - 105.1 WHCC-FM
Boonville - 1540 WBNL-AM
Eminence, Ky - 1600 WLUE-AM
Evansville - 1400 WEOA-AM
Evansville - 98.5 WEOA-FM
Fort Wayne - 1250 WGL-AM
French Lick - 100.1 WFLQ-FM
Indianapolis - 93.1 HD WIBC-FM

Jasper - 104.7 WITZ-FM
Kendallville - 1140 WAWK-AM
Kendallville - 95.5 WAWK-FM
Kokomo - 1350 WIOU-AM
Ligonier - 102.7 WLEG-FM
Linton - 93.3 WQTY-FM
Loogootee - 94.5 WRZR-FM
Lowell/Merrillville - 89.1 WLPK-FM
Madison - 1270 WXGO-AM

Madison - 96.7 WORX-FM
Marion - 1400 WBAT-AM
Michigan City - 95.9 WEFM-FM
Mount Vernon - 106.7 WYFX-FM
New Albany/Louisville - 1570 WNDA-AM
Portland - 100.9 WPGW-FM
Portland - 1440 WPGW-AM
Richmond - 96.1 WQLK-FM
Salem - 1220 WSLM-AM


Salem - 97.9 WSLM-FM
Seymour - 92.7 WXKU-FM
South Bend - 103.1 WHME-FM
Tell City - 1230 WTCJ-AM
Terre Haute - 104.9 WAXI-FM
Vincennes - 92.1 WZDM-FM

* Affiliates Subject To Change


RADIO/TV ROSTER



#0 • Will Sheehey
Sr. • F • 200 • 6-7
Stuart, Fla.
Sagemont




#1 • Noah Vonleh
Fr. • F • 240 • 6-10
Haverhill, Mass.
New Hampton School



#2 • Andrew Calomeris
Fr. • G • 186 • 6-4
Potomac, Md.
Good Counsel



#3 • Jonny Marlin
R-So. • G • 162 • 5-10
Greenwood, Ind.
Center Grove/IPFW




#5 • Troy Williams
Fr. • F • 206 • 6-7
Hampton, Va.
Oak Hill Academy




#10 • Evan Gordon
R-Sr. • G • 192 • 6-0
Indianapolis, Ind.
North Central/Arizona St.




**#11 • Kevin "Yogi"
Ferrell**
So. • G • 178 • 6-0
Indianapolis, Ind.
Park Tudor




**#12 • Hanner
Mosquera-Perea**
So. • F • 225 • 6-9
Istmina, Colombia
La Lumiere



#13 • Austin Etherington
R-So. • F • 213 • 6-6
Cicero, Ind.
Hamilton Heights



#15 • Devin Davis
Fr. • F • 221 • 6-7
Indianapolis, Ind.
Warren Central



#20 • Taylor Wayer
Sr. • G • 187 • 5-10
Indianapolis, Ind.
Bishop Chatard




#21 • Joe Fagan
Fr. • G • 195 • 6-4
Indianapolis, Ind.
Bishop Chatard




#22 • Stanford Robinson
Fr. • G • 193 • 6-4
Landover, Md.
Findlay (Nev.) Prep




#24 • Jeff Howard
Sr. • F • 225 • 6-8
Westfield, Ind.
Westfield



#30 • Collin Hartman
Fr. • F • 210 • 6-6
Indianapolis, Ind.
Cathedral



#33 • Jeremy Hollowell
So. • F • 219 • 6-8
Indianapolis, Ind.
Lawrence Central



#42 • Peter Jurkin
So. • C • 230 • 7-0
Juba, South Sudan
United Faith Academy



#44 • Luke Fischer
Fr. • C • 230 • 6-11
Germantown, Wis.
Germantown



Tom Crean
Head Coach
6th year at IU



Tim Buckley
Assoc. Head Coach
6th year at IU



Steve McClain
Assoc. Head Coach
4th year at IU



Kenny Johnson
Assistant Coach/
Recruiting Coordinator
2nd year at IU



Je'Ney Jackson
Strength &
Conditioning Coach
4th year at IU



Tim Garl
Athletic Trainer
33rd year at IU



RANKED FIRST IN THE BIG TEN AND FIFTH NATIONALLY IN ATTENDANCE



**REPRESENTED TEAM USA AT
2013 WORLD UNIVERSITY GAMES IN RUSSIA**



**FOUR ACTIVE 1,000 POINT SCORERS
FOR FIRST TIME IN PROGRAM HISTORY**





IUHOOSIERS.COM Ψ @INDIANAMBB