




Activity 3


Having a Conversation


Directions: You will have fun talking with your family and friends when you know how to have a conversation. Read the sentences below and fill in the blank with the correct Picture Symbol.

1. Make sure that everyone has a  to talk.

2. Start the conversation with an appropriate .

3. Make one or two comments, then  to give the other person a chance to talk.

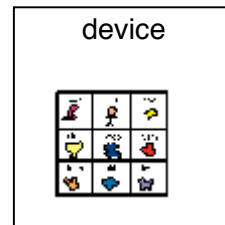
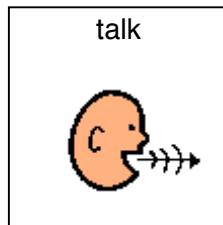
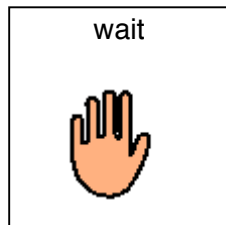

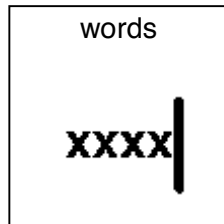

4. Use polite  during a conversation.

5. When you use your  to have a conversation, select your comment then look at the other person.

Activity 3

Having a Conversation

Word Bank:



ANSWER KEY:

1. turn 2. greeting 3. wait 4. words 5. device