

# VANDAL HISTORY

# GUS JOHNSON

UNIVERSITY OF IDAHO, 1962-63 • NBA, 1963-74  
 VANDALS #43 RETIRED IN 1987

**INDIVIDUAL GAME**

**Field goals made**

1. 16, vs. Idaho State, 2/2/63

**Rebounds**

T1. 31, vs. Oregon, 2/9/63

**Field goal attempts**

1. 34, vs. Idaho State, 2/2/63

**SINGLE SEASON**

**Rebounds**

1. 466, 1963

**Rebound average**

1. 20.3, 1963

Gus Johnson dazzled Vandal fans with his off-the-wall techniques and sheer athleticism.

“He could do things with the ball that were magic,” said then-assistant coach Wayne Anderson.

Vandal fans and basketball aficionados often lined up at the ticket booth as early as 4 p.m. in the hopes of getting a good view of Johnson at the game three hours later. The student yearbook chronicled the scene at a typical game night in Moscow: “Seats at Memorial Gym were

as scarce as snowballs in July... It was a common sight to see the Gym all but filled at 6:00 with long lines of people waiting for tickets.”

Upwards of 5,000 fans crammed into a gym with a capacity of 3,500 – a problem ignored by the fire marshal (a self-proclaimed Vandal enthusiast) – to see Johnson chip in with 19.04 points per game and 20.3 rebounds. His rebound average was second-best in the NCAA in 1963. Johnson pulled down 466 rebounds that season – a total which still stands as a Vandal record by a margin of 133.


Following a 20-6 season, Johnson was drafted in the second round by the Baltimore Bullets.

“When we passed Gus Johnson in the first round,” one NBA GM would later admit, “we blew two or three NBA championships.”

Johnson would go on to an amazing 11-year NBA career – along the way earning a reputation as one of the league’s best players. He was a four-time all-NBA second-team selection and played in five NBA

all-star games. He also was second in the Rookie of the Year balloting.

In January 1987, during a ceremony in his hometown of Akron, Ohio, Johnson’s #43 jersey became the first basketball number retired in UI’s history. He died in April that same year. He also was among the inaugural class voted into the Idaho Athletics Hall of Fame in 2007.





# GARY SIMMONS

UNIVERSITY OF IDAHO, 1955-58  
VANDALS #6 RETIRED IN 1999

INDIVIDUAL GAME
<b>Free throws made</b>
2. 15, vs. UCLA, 1/13/58
<b>Free throw attempts</b>
1. 20, vs. UCLA, 1/13/58
MISC. RECORDS
<b>Consecutive free throws made</b>
1. 26, 2/56-12/56

SEASON
<b>Points</b>
6. 530, 1958
<b>Scoring average</b>
5. 20.4, 1958
<b>Field goal attempts</b>
8. 445, 1958
<b>Free throws made</b>
3. 159, 1958
<b>Free throw attempts</b>
T3. 194, 1958
<b>Free throw percentage</b>
6. 84.5, 1957

CAREER
<b>Points</b>
10. 1,066
<b>Free throws made</b>
2. 339
<b>Free throw attempts</b>
T5. 421
<b>Free throw percentage</b>
T4. 80.5

Visions of Gary Simmons pulling up and shooting, or standing – the picture of utmost concentration – at the free-throw line are images Idaho basketball fans of the late 1950s will remember forever.

Other generations now have had the opportunity to share some of the special moments Simmons brought to Vandal athletics when he became the second basketball player in school history to have his jersey number retired. Picking which jersey might have been the hardest

job in deciding the right way to honor a player who still has two Idaho records and is ranked in the top 10 in 12 career and single-season categories.

Although Simmons wore #3, #5 and #6 during his days as a Vandal, it is the #6 that was retired in his honor.

Now retired from his dental practice at Salinas, Calif., Simmons was a home-grown talent who left his mark as a basketball legend in more than one arena. He has been honored by the Idaho High School Activities Association as the Basketball Player of the Century. A native of Twin Falls, Idaho, he was humbled by that honor as well as the retirement of his UI jersey at the Dec. 5, 1999 game against Montana.



At Idaho, Simmons' achievements were of historic proportions.

- He was honored on four all-American teams after a stellar 1958 season.
- He led the Pacific Coast Conference in 1957-58 – and was the shortest player in league history to do so.
- He twice was chosen the Vandals' Most Valuable

Player.

- He was an all-Pacific Coast Conference selection.
- Even though hundreds of players have played for the Vandals since Simmons last donned a UI jersey, none has touched his record of 26 free throws without a miss or the 20 free throws he attempted in a 1958 game against UCLA. The 15 he made that day enabled the Vandals to defeat the Bruins.

Simmons was among the inaugural class voted into the Idaho Athletics Hall of Fame in 2007.



# ALL-TIME COACHES

COACH	TENURE	YRS	OVERALL			CONFERENCE		
			W	L	PCT.	W	L	PCT.
W.C. Bleamaster	1918-19	1	13	2	.867	-	-	-
R.F. Hutchinson	1919-20	1	14	3	.824	-	-	-
David MacMillan	1920-27	7	93	35	.727	33	21	.611
Don Monson	1978-83	5	100	41	.709	47	23	.671
“Hec” Edmundson	1916-18	2	20	9	.690	-	-	-
Kermit Davis	1988-90, 1996-97	3	63	29	.685	31	17	.646
Larry Eustachy	1990-93	3	61	33	.649	32	14	.696
Tim Floyd	1986-88	2	35	25	.580	16	14	.533
Joe Cipriano	1960-63	3	43	35	.551	-	-	-
Charles Finley	1947-54	7	113	94	.546	49	63	.438
Joe Cravens	1993-96	3	42	41	.506	20	22	.476
George Wyman	1907-08	1	4	4	.500	-	-	-
J.G. “Pink” Griffith	1905-07, 1910-15	7	39	44	.470	-	-	-
J.A. “Babe” Brown	1942-46	4	57	67	.460	20	44	.313
David Farrar	1997-2001	4	49	61	.445	29	36	.446
John Grogan	1908-10	2	15	19	.441	-	-	-
Wayne Anderson	1966-74	8	88	117	.429	44	67	.396
Dave Strack	1959-60	1	11	15	.423	-	-	-
Forrest Twogood	1936-41	5	50	72	.410	22	62	.262
Harlan Hodges	1954-59	5	52	77	.403	28	52	.350
Leonard Perry	2001-06	5	48	97	.331	31	57	.352
Richard A. Fox	1928-36	9	54	113	.323	35	97	.265
Jim Goddard	1964-66	3	25	52	.323	10	20	.333
Bill Trumbo	1983-86	3	28	59	.322	9	33	.214
Guy Wicks	1941-42, 1946-47	2	16	40	.286	4	28	.125
Jim Jarvis	1974-78	4	26	78	.250	11	45	.196
George Pfeifer	2006-08	2	12	48	.200	6	26	.188
Charles Rademacher	1915-16	1	1	12	.077	-	-	-
<b>Total</b>		<b>102</b>	<b>1168</b>	<b>1295</b>	<b>.474</b>	<b>476</b>	<b>726</b>	<b>.396</b>



Hec Edmundson earned a 20-9 overall record in two seasons at Idaho, including a 12-1 record during his final season.



Don Monson began in 1978 and compiled a record of 100-41 in five seasons. He won two Big Sky Championships and earned back-to-back berths to the NCAA Tournament. He won the Kodak Division I Coach of the Year award during the 1981-82 season.



Tim Floyd turned around a struggling Idaho program after taking over during the 1986-87 season. In just his second year, Floyd finished second in the conference with a 19-11 record.



# ALL-TIME COACHES

YEAR	COACH	W	L	PCT.	CONFERENCE	1957-58	Harlan Hodges	17	9	.654	9	7	4th
1905-06	J.G. Griffith	4	3	.571	Independent	1958-59	Harlan Hodges	11	15	.423	6	10	7th
1906-07	J.G. Griffith	3	3	.500	Independent	1959-60	Dave Strack	11	15	.423	Independent		
1907-08	George Wyman	4	4	.500	Independent	1960-61	Joe Cipriano	10	16	.385	Independent		
1908-09	John Grogan	7	10	.412	Independent	1961-62	Joe Cipriano	13	13	.500	Independent		
1909-10	John Grogan	8	9	.470	Independent	1962-63	Joe Cipriano	20	6	.692	Independent		
1910-11	J.G.Griffith	8	4	.667	Independent	1963-64	Jim Goddard	7	19	.269	4	6	5th
1911-12	J.G. Griffith	1	13	.071	Independent	1964-65	Jim Goddard	6	19	.240	4	6	4th
1912-13	J.G. Griffith	7	7	.500	Independent	1965-66	Jim Goddard	12	14	.461	2	8	5th
1913-14	J.G. Griffith	11	5	.687	Independent	1966-67	Wayne Anderson	14	11	.560	5	5	3rd
1914-15	J.G. Griffith	5	9	.357	Independent	1967-68	Wayne Anderson	15	11	.577	9	6	2nd
1915-16	Char. Rademacher	1	12	.077	Independent	1968-69	Wayne Anderson	11	15	.423	6	9	3rd
1916-17	C.S. Edmundson	8	8	.500	Independent	1969-70	Wayne Anderson	10	15	.400	6	9	4th
1917-18	C.S. Edmundson	12	1	.923	Independent	1970-71	Wayne Anderson	14	12	.538	8	6	2nd
1918-19	W.C. Bleamaster	13	2	.867	Independent	1971-72	Wayne Anderson	5	20	.200	2	12	8th
1919-20	R.F. Hutchinson	14	3	.824	Independent	1972-73	Wayne Anderson	7	19	.269	3	11	7th
1920-21	David MacMillan	15	4	.789	Independent	1973-74	Wayne Anderson	12	14	.461	5	9	6th
1921-22	David MacMillan	19	1	.950	7 0 1st	1974-75	Jim Jarvis	10	16	.385	4	10	8th
1922-23	David MacMillan	14	3	.824	5 3 T-1st*	1975-76	Jim Jarvis	7	19	.269	3	11	8th
1923-24	David MacMillan	10	8	.556	4 6 4th*	1976-77	Jim Jarvis	5	21	.192	3	11	8th
1924-25	David MacMillan	11	5	.688	5 5 T-3rd*	1977-78	Jim Jarvis	4	22	.154	1	13	8th
1925-26	David MacMillan	14	10	.583	5 4 3rd*	1978-79	Don Monson	11	15	.423	4	10	8th
1926-27	David MacMillan	10	4	.714	7 3 T-2nd*	1979-80	Don Monson	17	10	.630	9	5	2nd
1927-28	Richard A. Fox	7	7	.500	4 6 3rd*	1980-81	Don Monson	25	4	.862	12	2	1st
1928-29	Richard A. Fox	11	10	.524	6 4 2nd*	1981-82	Don Monson	27	3	.900	13	1	1st
1929-30	Richard A. Fox	7	18	.280	4 12 5th*	1982-83	Don Monson	20	9	.690	9	5	3rd
1930-31	Richard A. Fox	3	16	.158	1 15 5th*	1983-84	Bill Trumbo	9	19	.321	4	10	8th
1931-32	Richard A. Fox	8	16	.333	2 14 5th*	1984-85	Bill Trumbo	8	22	.266	1	13	8th
1932-33	Richard A. Fox	8	8	.500	8 8 4th*	1985-86	Bill Trumbo	11	18	.379	4	10	8th
1933-34	Richard A. Fox	4	12	.250	4 12 5th*	1986-87	Tim Floyd	16	14	.533	5	9	6th
1934-35	Richard A. Fox	4	12	.250	4 12 5th*	1987-88	Tim Floyd	19	11	.630	11	5	2nd
1935-36	Richard A. Fox	2	14	.125	2 14 5th*	1988-89	Kermit Davis	25	6	.806	13	3	1st
1936-37	Forrest Twogood	2	14	.125	2 14 5th*	1989-90	Kermit Davis	25	6	.806	13	3	1st
1937-38	Forrest Twogood	11	9	.600	1 8 4th*	1990-91	Larry Eustachy	19	11	.633	11	5	3rd
1938-39	Forrest Twogood	12	19	.387	1 15 5th*	1991-92	Larry Eustachy	18	14	.563	10	6	3rd
1939-40	Forrest Twogood	11	15	.423	3 13 5th*	1992-93	Larry Eustachy	24	8	.750	11	3	1st
1940-41	Forrest Twogood	14	15	.483	4 12 5th*	1993-94	Joe Cravens	18	10	.643	9	5	3rd
1941-42	Guy Wicks	12	16	.429	3 13 5th*	1994-95	Joe Cravens	12	15	.444	6	8	6th
1942-43	J.A. Brown	14	20	.412	1 15 5th*	1995-96	Joe Cravens	12	16	.429	5	9	6th
1943-44	J.A. Brown	7	16	.304	5 11 3rd*	1996-97	Kermit Davis	13	17	.433	5	11	T5th!
1944-45	J.A. Brown	13	20	.394	3 13 5th*	1997-98	David Farrar	15	12	.556	9	7	T3rd!
1945-46	J.A. Brown	23	11	.676	11 5 1st*	1998-99	David Farrar	16	11	.592	11	6	3rd !
1946-47	Guy Wicks	4	24	.143	1 15 5th*	1999-00	David Farrar	12	17	.414	6	10	3rd !
1947-48	Charles Finley	17	15	.531	3 13 5th*	2000-01	David Farrar	6	21	.222	3	13	7th
1948-49	Charles Finley	17	15	.531	7 9 4th*	2001-02	Leonard Perry	9	19	.321	6	12	8th
1949-50	Charles Finley	15	17	.469	7 9 4th*	2002-03	Leonard Perry	13	15	.464	9	9	5th
1950-51	Charles Finley	15	14	.517	6 10 4th*	2003-04	Leonard Perry	14	16	.467	9	9	4th
1951-52	Charles Finley	19	13	.594	9 7 2nd*	2004-05	Leonard Perry	8	22	.267	6	12	8th
1952-53	Charles Finley	15	12	.556	8 8 2nd*	2005-06	Leonard Perry	4	25	.138	1	15	9th
1953-54	Charles Finley	15	8	.652	9 7 2nd*	2006-07	George Pfeifer	4	27	.129	1	15	9th
1954-55	Harlan Hodges	8	18	.308	5 11 5th*	2007-08	George Pfeifer	8	21	.276	5	11	6th
1955-56	Harlan Hodges	6	19	.240	4 12 8th								
1956-57	Harlan Hodges	10	16	.385	4 12 7th								

\*reflects divisional finish in Pacific Coast Conference  
! reflects finish in Eastern Division in Big West Conference



# ALL-TIME LETTERWINNERS

<b>A</b>		Bronson, Robert		Curtis, Ray	1906-07, 09-12	Floan, Gary	1958-62
Ablin, Dale	1943-44	Brooks, Jordan	2007-08	Cutler, Charles Leo	1961-62	Flynn, Tom	1951-54
Acarregui, Stephen		<b>Brown, Brandon</b>	<b>2007-</b>	<b>D</b>		Foote, David	1989-90
Adams, Ronald Stuart	1969-71	Brown, Darwin	1943-45	Dahlberg, Donald	1946-47	Ford, Devon	1998-99
Adams, Steve	1983-85, 86-87	Brown, Ervin	1974-75	Daigh, Larry	1952-53 Mgr.	Forge, Dan	1977-81
Aimi, Anthony		Brown, Johnny H.		Dale, James	1959-61	Foster, James	1940-41
Akins, Dan	1986-88, 89-90	Brown, Raymond	1987-88	Dallinger, Stewart	1949-52	Fox, Alexander "Al"	1920-23
Allen, James	1986-87	Brown, Reid Tyler	1971-72*	Dahlberg, Donald	1946-47 Mgr.	Fox, Richard A. "Rich"	1919-22
Allured, Gordon Robert	1972-73	Brown, Stephen Louis	1966-69	Damiano, Harold	1955-59	Frazier, Zane	1982-84
Almquist, Donald Paul	1968-70, 71-72	Brudie, Jeffrey	1977-81	Danda, Michael David	1971-72*	Fredekind, Norman	1941-43, 46-47
Amartin, Ronald James	1963-64	Bucher, John E.	1964-66	Danda, Michael David	1972-73	Freeman, Sammie	1989-91
Anderson, Jay Lamont	1963-65	Buffington, Collier H. "Big Buff"	1911-12	Darrington, Jerry Kenneth	1970-71	Fulk, Stephen	1959-60
Anderson, Matt	2004-05	Buhler, Jay	1955-56	Davis, John T.	1916-17	Fulton, Orin	1952-54
Anderson, Merlyn	1939-41	Burgher, Darwin K. "Brute"	1925-29	Davis, Lionel	2003-05	<b>G</b>	
Anderson, Milo	1939-40	<b>Byrne, Kevin</b>	<b>1996-99</b>	Davis, Rager Allen	1971-72*	Games, Ray	1959-60
Angerbauer, Kent	1957-58	<b>C</b>		Davis, Roger Allen	1972-75	Gano, Jay	1944-45, 46-48
Ankhorn, C.	1912-13	Call, Max Eugene	1944-45	Dawald, Arthur "Art"	1925-28	Gardner, Nate	1993-96
Arnold, Brad E.	1964-65	Campbell, Altonio	1987-88	Day, Richard Ernest	1964-68	Garrison, Robert	1954-55
Arnold, Stan	1982-84	Campbell, Howard "Drom"	1917-20	Deaton, Roy Marshall	1972-73	Gartin, William A. "Bill"	1921-23
Atkinson, Charles "Chick"	1938-40	Canine, Henry	1924-26	Devenish, Ronald	1959-60 Mgr.	Garza, Frank	1983-85
<b>Augusto, Luis</b>	<b>2007-</b>	Canine, Herbert	1926-28	Dickens, Kaniel	1998-00	Gates, Melvin	1957-58
Aukett, Daniel	1930-31	Caralan, Reg	1959-62	Dillon, David James	1964-65	Gay, Clair	1959-60
Aworo, Ojewwe (O.J.)	2006-07	Carbaugh, William	1944-47	Dingle, Bert	1944-46 Mgr.	Geisler, Richard	1946-50
<b>B</b>		Carder, William	1918-21	Dirden, Shawn	1994-96	Geraghty, Cyril "Cy"	1931-32
Balderston, Walter	1906-07	Carey, Chris	1983-87	Dodel, Dick	1953-54	Geraghty, Wallace "Wally"	1933-36
Ballantyne, Thomas Clinton	1960-61	Carlson, Harold D. "Horsey"	1928-30	Doll, Gilbert	1935-36	Gerschefske, Matt	1999-2002
Banks, Cameron	1997-99	Carney, Thomas Robison	1960-61 Mgr.	Dollinger, Stewart	1949-52	Geuilliam, Tom	1958-61
Barker, Kenneth Ray	1949-51	Carolan, Reg	1959-62	Domke, Arnold	1951-52	Gilkey, Todd	1990-92 Mgr.
Barrect, Daniel	1959-60	Carpenter, Ralph	1949-50 Mgr.	Dow, Michael	1979-81	Glenisky, Gary Russell	1962-63
Barrett, Afton	1930-33	Carter, Jerry	1987-88	Dubois, David	2005-06	Goetz, Jack	1944-45 Mgr.
Barrett, Brendan	1937-39	Case, John	1907-08	Drummond, Robert "Ike"	1927-29, 30-31	Goodwin, Kenneth	1956-57
Barrett, Daniel	1959-60	Casebolt, Neal	1956-57	Duffield, James	1962-66 Mgr.	Goss, David Dale	1965-66
Barton, Gary	1952-53	Changnon, Harry	1910-12	Dykman, Dale	1945-46	Goss, William Winston	1960-61
Bateman, James		Christensen, George	1958-59, 60-61 Mgr.	<b>E</b>		Graf, Richard Wayne	1965-66
Baumann, Kris	1994-98	Christensen, James E.	1967-69	Eckert, Keith Alan	1967-68	Gray, Charles C.	1913-17
Bauscher, Bill	1952-53, 54-56	Christensen, Wendell	1946-49	Edmonds, Kris	1983-84	Gray, Clair	1959-60
Baxter, Dean	1959-60	Christians, Jerome "Jay"	1930-31	Edmundson, Clarence S. "Hec"	1909-10	Gray, Clifford	1997-00
Beane, Donald Wellington	1969-72	Churchill, Marvin	1948-49 Mgr.	Edmundson, Clifford W.	1908-11	Gredler, Terry	1976-77
Beck, Clayne Carl	1965-66	Cladis, Andrew Dean		Edwards, Harry	1921-23	Greene, George W.	1924-25, 26-28
Bekker, Steven	1972-73	Clark, Dave Christopher	1971-73	Eldridge, David Earl	1962-64 Mgr.	Gregg, Matt	1985-86
Belko, Steve	1936-39	Clark, David		Elliott, Derrick	1996-97	Grenier, Howard	1931-34
Bemis, Brice L.		Cleary, James Dinnen	1960-61	English, Bill	1939-40	Grosvenor, Peterson S.	1967-68 Mgr.
Bennett, Daniel R.	1974-75	Coates, Chad	1994-95	Erickson, Ralph "Lief"	1924-27	Grove, Joseph	1947-49
Benson, Cliff	1941-43	Colbert, Richard Clark	1964-65	Eimers, William	1947-48	Gomes, Ray	1959-60 Mgr.
Berry, Carl	1958-59 Mgr.	Coleman, Brian	1985-87	Evans, John	1942-43, 46-47	Gunnels, Gerald	1947-49
Bertrand, Chuck	1957-58	Coleman, Whaylon	1955-59	Evans, Paul "Chick"	1917-18 19-20	Gustavel, Mike	1989-92
Bieker, Neal		Collier, Michael D.	1972-73	Everett, Vernon Michael	1962-63	Gustavel, Terry Lee	1960-61
Birch, Pat	1949-51 Mgr.	Collins, Milford E.	1929-30	Everson, Gary Lester	1968-69	Gwilliam, Tom	1958-59, 60-61
Blackmer, Lawrence M.	1916-17	Collins, Tom	1942-45	<b>F</b>		Gypp, Gerald	1954-55
Bloxam, Jack	1956-57	Conlon, Timothy Edward	1970-71*	Falash, Bob	1951-54	<b>H</b>	
Bohman, Rodney Willis	1964-67	Cook, Craig A.	1964-65	Fealko, David Keith	1965-66	Haatvedt, Kevin	1981-82
Bohman, Willis	1936-37	Cooks, Stan	1975-76	Feoan, Gary	1958-62	Haddan, Dennis Eugene	1968-70
Bollin, Tim	1973-74	Courage, William Kelly	1969-70 Mgr.	Ficca, Jason	1992-94 Mgr.	Hagler, Michael Eugene	1967-68
Bowden-Key, Jason	2004-06	Cozier, Robert	1919-20	Fields, Richard Harry	1972-73	Hale, Stanton "Stan"	1929-32
Bowe, Charles	1992-93	Craner, Ernest	1941-42	Fields, Walter "Kiamiah"	1925-26	Hall, Mike	2007-08
Boyd, Ricardo	1987-88, 89-91	Crowell, Frederic James	1960-61	Fisher, Merle	1933-36	Hall, Randy Lee	1970-71
Branam, James	1954-58	Crowell, Michael	2006-08	Fitch, James	1986-88	Hall, William "Bill"	1930-32
Brandt, Jeremy	1992-94	Cruikshank, Stewart	1939-40 Mgr.	Fitzke, Robert	1923-24	Hallam, C.M.	1915-16
Branom, James	1954-58	Crunk, Thomas E.		Fitzpatrick, Tyrone	1972-73	Halliday, Ryan	1993-94
Briggs, Stanley	1959-60	Cummings, Timothy Allen	1969-71	Fleming, John	1959-61	Halte, James Lee	1961-62
Brimhall, Preston	1947-49	Curry, Avery	1997-99	Fletcher, Bethuel	2000-02	Hampton, Eddie	1997-98



# ALL-TIME LETTERWINNERS

Handon, Donald Willard	1963-64	Jacksho, Jerry Lee	1966-67	Laudermilk, Ken	1950-52	McNett, Gail	1912-13
Haney, Robert Loren	1965-66	Jackson, Andrew	1986-87	Lawrence, Earl	1977-78 Mgr.	McWilliams	1910-11
Hansen, Chas Douglas	1969-70*	Jackson, David	2006-07	Lawson, Jeff	1982-83 Mgr.	Mead, Herb	1948-50, 51-52
Hansen, Chas Douglas	1971-72	Jackson, Sam	2002-03	Ledbetter, Brett	2005-06	Melton, Harlan	1951-55
Hansen, Syd	1972-73	Jacoby, Glenn "Red"	1925-28	Lee, James Wesley	1975-76	Mercer, Jared	1993-94
Hanson, Donald Willard	1963-64	Jaedicke, Dale	1957-59 Mgr.	Lenz, Ben	1991-93	Meservey, James	1971-72*
Hardt, Paul Alison	1969-72	Jakovljevic, Nebojsa	2005-06	Leslie, Mark	1993-95	Metcalf, Vinson	1986-87
Harris, Henry	1973-75	James, Dale	1959-61	Levies, Nelson Lee	1961-64	Meyer, Wayne	1960-61
Harris, Jon	1996-97	James, Garry Williams	1963-64	Lewis, Bradley James	1968-69	Miles, John	1924-27
Harris, Ronald	1938-41	James, John Benjamin	1963-64, 65-66	Lewis, Nelson Lee	1961-62, 63-64	Millard, John Herbert	1949-52
Harrison, Don	1950-51 Mgr.	James, Tommy Lester		Lichan, Ron	1957-58	Miller, Adam	1997-00
Harrison, Harry	1994-96	Jardine, Arthur	1912-15	Lielibridge, Roger	1950-54	Miller, Kurt William	1965-66
Hart, Duane Gordon	1968-69	Jaussi, Harold	1947-48	Lightfoot, Orlando	1991-94	Mitchell R.	1912-13
Haskins, Edward Earl	1962-66	Jaussi, Walter	1976-77	Life, Gerald	1976-77	Mixon, Otis	1990-91
Haskins, Matt	1981-82, 83-86	Jenkins, Gerald	2000-02	Lillibridge, Roger	1950-54	Moe, Leslie N.	1917-19, 20-21
Hattermer, Larry	1956-57	Jenkins, Sam Leroy	1949-52	Linck, Dexter	1947-49	Moen, Steven Floyd	1963-64
Hay, Taran	1994-95	Jensen, Fredrick James	1971-72*	Linck, Robert	1947-48	Monroe, Pearle	1941-42 Mgr.
Hayes, Tyrone	2002-04	Jensen, Kevin	1969-70*	Lindley, Ernest	1917-20	Monson, Don	1952-55
Haynes, Jerod	2004-05	Johnson, Benjamin	1993-95	Litton, Robert	1954-55 Mgr.	Montgomery, James	1907-11
Heads, Barry	1985-86	Johnson, Clyde	2006-08	Liveious, John	1957-59	Moore, Frank	1953-54
Heilman, Randy Lee	1966-67	Johnson, Craig Scott	1964-66	Livingston, Otis	1989-90	Moreland, Tom Leroy	1961-65
Henderson, David	1989-90	Johnson, Don	1935-38	Loader, Jerry	1964-65 Mgr.	Morris, Jim	1958-59
Henson, Terry Patrick	1961-63	Johnson, Gees	1962-63	Logan, Justin	1999-2003	<b>Morris, Trevor</b>	<b>2006-</b>
Herbert, Clifford Bruce	1972-73	Johnson, Gus	1962-63	Logsdon, Gary Allen	1965-66	Morrison, Dwight	1951-54
Herbert, Gordie	1981-82	Johnson, Rodney K.	1974-75, 77-78	Lou, Ernest	1910-12, 13-14	Morse, Richard	1943-45
Herman, Horton	1931-32, 33-34	Johnston, Tihon	2004-05	Lovett, Fred	1991-92	Mortenson, Grant	1945-47
Hermann, James	1973-74	Johnston, James Swan	1965-66, 67-69	Luckett, Ken	1984-88	Munos, Frank	1972-73
Hessing, Keith Davis	1967-68	Johnston, Jerry	1970-71*	Lukasavich, Michael Joseph	1970-71	Murchison, Antwine	1981-82
Hessing, Kirk	1997-98	Jones, Dandrick	2003-05	Lund, Shirley	1938-39	Muskopf, Ronald David	1962-63
Hessing, William	1976-77	Jones, Garry William	1963-64	Lundstrom, Fritz	1909-11	<b>N</b>	
Higdon, Dillon	2003-05	Jones, James	1994-96	Lynk, Kenneth	1939-41	Nagle, Darin	2006-08
Hilaire, Rodney	2000-02	Jorgensen, Paul William	1972-74	Lyons, Anton	2003-05	Nash, Lorenzo	1987-88
Hillman, Errol	1923-24	Jorgensen, Robert Edward	1971-72*	<b>M</b>		Naslund, Glenn "Lefty"	1933-34
Hilton, Otis	1938-41	Jorgensen, Robert Edward	1972-74	Maben, Mike	1981-82	Nebelsiek, Gary	1959-60
Hinkelman, Linden Joseph	1970-71	Jorgenson, Gerald	1955-58	Maben, Ron	1979-81	Nedros, Edward "Eddie"	1924-27
Hoag, Daniel	1959-60	<b>K</b>		Madsen, Andrew	2006-07	Nelson, Adrian "Ade"	1921-23
Hockett, Vestal	1910-11	Kaczmarek, James	1977-78	Madsen, Timothy Oscar	1972-73	Nelson, Don	1939-40
Hodge, Frank	1984-85	Kahrimanovic, Armend	2003-05	Malm, Darren	1986-87, 89-90 Mgr.	Nelson, Ernest "Skinny"	1932-33
Hogaboam, Forest Wayne	1963-64	Kale, Mike	2004-06, 2008	Malone, S. Terrell	1990-92	Nelson, John Carl	1967-71
Hoke, Mark	1983-86	Kalota, Steven Anthony	1971-72*	Maren, Ken	1957-58, 59-62	Nelson, Neal "Nellie"	1923-26
Holbert, Patrick	1987-88	Kaschmitter, Laurence J.	1964-65, 66-69	Martin, Clifford	1989-91	Nelson, Richard Allan	1971-72*
Holmes, Marquis	2000-02	Katsilometes, William	1934-36	Martin, Rondald James	1963-64	Nelson, Richard Allan	1972-74
Hoobing, Ray	1942-44	Keane, Bennie	1922-23	Martineau, Jim	1993-94	Newell, Jack	1941-42
Hopkins, Irvin	1938-41	Keane, James J.	1912-16	Martinson, Herbert	1913-17	Newman, Donald	1978-79
Hopkins, Volney	1940-42, 43-44	Kellerman, Brian	1979-83	Mather, Bill	1950-53	Ney, John	1987-88
Hopson, Phil	1979-83	Kendall, Gary	1957-59 Mgr.	Matthews, Scott	1991-92	Nibelsieck, Gary	1958-59
Houston, Vanthus	1992-93	Kent, Stephen	1969-70*	Mattis, William Douglas	1960-64	Niemeier, Chris Martin	1966-67
Howard, Douglas	1969-70*	King, Joe	1958-60	May, Jack	2002-03	Noel, Teddy	1984-86
Howard, Rex	1929-30	Kinnison, Allen	1911-13, 14-16	McBride, Chauncey	1991-93	Noice, Robert Alan	1966-68
Howell, David	2001-02	Kleffner, Brett	1986-87	McCalley, Wayne	1977-78	Nuess, James G.	1974-75
Howell, Stacy	1948-49	Kliewer, David		McCammon, William		Nuffer, Willard J.	1911-12, 13-14
Hunt, Ron	1957-58	Klumb, Harold	1933-35	McClellan, James	1962-63 Mgr.	Nwoke, Desmond	2005-07
Hunter, Elra "Squinty"	1917-21	Koethe, Gary Robert	1968-71	McClellan, Jim	1956-57, 61-62	<b>O</b>	
Hurley, Edward	1929-33	Kozak, Charles Russell	1961-65	McCowan, Bruce	1957-58, 59-60	O'Connor, Robert Jerome	1945-46
Hyde, Aden L.	1913-17	Kramer, William "Bill"	1935-38	McCune, David Frank	1964-65	Oliver, Matthew A. Jr.	1968-69
Hyde, Eugene "Gene"	1917-18, 20-21	Kruger, Hartley	1950-53	McDonald, Jim	1957-58 Mgr.	Olson, Darrel	1959-60
<b>I</b>		<b>L</b>		McDonald, Larry	1957-58 Mgr.	Olson, Keith Andrew	1968-69
Irons, Ray D.	1948-50	Labat, Mike	1985-86	McElroy, James Lee	1962-65	Olson, Paul	1944-45
Irvin, Lance	1990-91	Lacy, Edgar "Eddie"	1930-33	McEwen, Gary	1953-54, 55-58	Overhaiser, Jefferson Elmer Jr.	1944-45
Iverson, Norman "Kid"	1933-36	LaFerriere, Dana Michael	1971-72*	McGinn, Paul	1958-59	Owens, Ken	1980-82
<b>J</b>		Lamb, Michael Arthur	1962-63	McGlellan, Jim	1957-57, 61-62	<b>P</b>	
Jackman, Jason	1995-97	Lamphere, Harold	1924-26	McGuire, Chris D.			
		Lange, Charles	1958-59	McIntosh, Bruce	1950-53		
		Langrell, John Ronald	1975-76	McKain, Jason	1991-92		
		Larry, Parberry	1957-58	McLeod, Colin	1970-71		
		Larson, Bert	1934-36	McMillan, Frank	1927-30		



# ALL-TIME LETTERWINNERS

Palmer, Craig	1973-74	Sanders, Ernest	1983-84	Stephens, Daniel	1969-70*	Waddell, Phillip Eugene	1965-69
Parberry, Larry	1957-58	Sanford, Gregory Benson	1968-69	Stewart, Dale	1956-57	Wade, Don Robert	
Park, Daron	1989-90 Mgr.	Sappington, Larry Dale	1962-63	Stewart, Keith	1990-91	Wales, John Paul	1962-63
Parks, Kenneth "Bill"	1930-31	Sarman, Karl	1958-59	Stewart, Robert	1944-45, 46-47	Walker, Patrick	1993-94
Parks, Lyle Homer	1960-63	Sather, Gary	1956-57	Stillinger, O.R.	1915-16	Walters, Darwin L.	1967-68
Patterson, Gary	1969-70*	Sather, Jim	1952-54	Stivers, Vernon L. "Skippy"	1923-24	Walton, Robert	1956-60
Pellet, Charles Matthew Jr.	1961-62	Satterfield, Robert	1964-65	Stovern, Brian	1992-94	Ward, Calvin	1990-91
Pemberton, Gregory Paul	1973-74	Saxe, David William		Stowell, Harold	1927-30	Ward, Terry	1957-58
Penney, John Gentry	1960-61	Schaffer, B.J.	1955-60	Strickland, Byron Eugene	1963-64	Wareheime, Scott	1969-70*
Penwell, Guy	1923-25	Scheel, James Edward	1960-62	Stricklin, A.	1907-08	Warner, Victor	1932-35
Perkins, Clough W.	1911-12, 13-14	Schiferl, Charles Matthew	1944-46	Stroebel, Eugene	1973-75	Washington, Marvin	1987-88
Perrine, Leon "Pat"	1920-21	Schlader, John Patrick		Sturing, David	1995-96	Waters, Frank	1991-94
Perry, Leonard	1989-91	Schlotthauer, David Gerald	1963-67	Styner, Percy "Red"	1922-23	Watkins, Freeman	1980-84
Peterson, Dale	1957-58	Schul, James Edward	1960-62	Sula, Richard	1958-59	Watson, Deon	1990-94
Pettis, Henry Lee	1968-69	Scipold, Fred Richard	1964-65	Sullivan, Mike	1940-41	Watson, Nathaniel	1998-99
Pettit, Charles Matthew Jr.	1960-61	Scodeller, Terry	1973-74	Sutin, John Paul	1963-64, 65-67	Watson, Keoni	2005-07
Phoenix, John Jasper "Jack"	1945-48	Scott, Gordon	1998-99	Swanstrom, Carl	1954-55	Watts, Roger	1956-57, 59-60
Pipkin, Robert	1965-67	Seipald, Fred Richard	1964-65	Sweeney, Joe	1982-83	Webb, Jay	1953-54
Pollard, Rodney Allen	1949-50	Serkin, Dan	1992-94			Webb, Miles	2006-07
Pollock, Ronald T.	1968-69	Shaife, Jerome R.	1964-66	<b>T</b>		Wegner, Adrian Albert	1968-69, 71-72
Porter, David	1992-93	Shawner, Jim	1953-54 Mgr.	Tate, R.	1910-11	Weigand, Gaylen	
Porter, Richard	1959-63	Shepard, Tanoris	2003-06	Taulbee, Sebastien	2007-08	Weist, Steven	1972-74
Potter, Glenn	1956-57	Sheperd, Warren	1945-46	Taylor, Curtis	1970-71	Weitz, George	1945-46
Powell, Rashaad	2002-04	Sheriff, Randy	1973-74	Taylor, John Richard	1944-45, 46-48	Wendt, Jarrett	1996-97
Prelow, Ceasar	1989-90	Shields, Ron	1989-90	Taylor, Malcolm George	1969-71	West, Winfield Chas	1963-64
Prestel, Jim	1955-57, 59-60	Shinko, Rod	1962-63	Tee, Ronald Gray	1965-66, 67-68	Wheeler, Robert	1948-51
Preston, Thomas	2006-07	Shurtliff, Wesley	1929-30	Telford, Harold "Telly"	1921-24	White, Charles Willard	1960-63
Price, Christopher A.	1974-75	Siegwein, Martin	1971-73	Teoan, Gary	1958-62	White, Robt. Bothwell	1949-52
Price, Gordon "Whitey"	1937-39	Simmons, Gary	1954-58	Terry, Ward	1957-58	White, Zach	2002-03
Price, Jim	1951-53	<b>Simmons, Terrence</b>	<b>2007-</b>	Thacker, James Jay	1967-69	Whitfield Thomas Henry	1960-64
Prigge, Pete	1980-84	Simpson, John K.		Thomas, F.H.	1915-17	Whitney, Andre	1991-93
Prince, Adrian Everett	1967-71	Siple, Ron	1953-54 Mgr.	Thomas, Ira Burr	1968-69	Whuler, Robert	1948-51
Pritchett, Bob	1949-50	Skaife, Jerome R.	1964-67	<b>Thomas, Phillip</b>	<b>2007-*</b>	Wicks, Heath A. "Pete"	1930-33
Proter, Richard	1959-63	Slimko, Rod	1962-63	Thomas, Troy	1929-30, 32-33	Wicks, Michael David	1963-67
Puruis, Starr	1956-57	Small, Rodney	1906-07	Thomas, Walter	Mgr.	Williams, Al	1979-81
Pyke, Ronald	1959-60	Smith, Aaron	2005-06	Thompson, Oswald "Os"	1920-23	Williams, Dwayne	2002-04
Pyne, Leonard	1944-47	Smith, Charley D.	1964-65	Thompson, Ted	1940-42	Williams, Kirk Edward	1965-66
<b>Q</b>		Smith, Charley D.	1964-65	Thompson, Troy	1929-30, 32-33	Williams, Marvin Perry	1967-71
Quinn, Fred	1942-43, 45-47	Smith, Henry M "Hercules"	1909-10	Thompson, Troy	1996-98	Williams, Ned Budge	1966-67
<b>R</b>		Smith, James Lee	1976-77	Thomson, Brent	1956-57	Williams, Roland	1956-61
Radlovic, David	2002-03	Smith, Jerry Wayne	1967-69	Thornhill, Harold "Shorty"	1927-29	Williamson, Sherrill	1950-51
Rainey, Jack	1947-49	Smith, Kelvin	1981-83	Tilden, Jess	1956-57	Willis, John	1955-56
Rainey, Robert Michael	1965-66 Mgr.	Smith, Lyle	1936-39	Tinnon, Jon	2002-03	Wilson, Bill	1954-55, 56-57
Ramey, Roy	1937-40	Smith, Oleen	1930-31	Toal, Josh	1997-99	Wilson, Paul	1986-88 Mgr.
Rasmussen, Larry Brian	1961-62, 63-65	Smith, Ray W.	1910-11	Tollefsen, Edward John	1961-62, 63-65	Wilson, Ricky	1991-93
Reed, Dick	1948-50, 51-52	Smith, Riley	1989-90	Ton, Steven Edward	1970-71*	Winkelmaier, George	
Reitz, Pete	1982-84	Smith, Robert Leo	1944-45	Ton, Steven Edward	1971-73	Winter, Roland	1936-38
Remer, Walter	1923-24, 25-26	Smith, Ronnie	2002-03	Tosi, Mao	1998-99	Wohrer, James Fielding	1962-63
Rey, George	1948-50	Smith, William Steve	1965-66	Totton, C.W.	1953-54	Wombolt, Jeffery	1959-60
Ricks, Marvin	1991-93	Smuskopf, Ronald David	1962-63	Tracy, Steven	1959-60	Wood, Weldon	1956-57
Robertson, Kenneth	1935-37	Sodorff, Richard	1942-43	Trautman, Larry Joseph	1966-67	Wooten, Rodney	
Robertson, William	1906-07	Sorenson, D.J. Rick	1966-67 Mgr.	Traweek, Anthony C.	1967-68	Wyman, George	1906-07
Robinson, Loren E.	1946-47	Sorman, Karl	1958-59	Trenkle, Swede	1990-92	Wyman, Pete	1920-21
Romig, Ronald C. "Nutz"	1918-19	Soulen, Harry	1911-14	Turner, Eddie	1995-97	<b>Y</b>	
Rose, Reggie	1995-97	Sowar, Donald	1961-62	Turner, Ray	1940-42	Young, Walker	1907-08
Rosenberry, Bob	1941-42	Spears, Ulf	1983-85	<b>V</b>		<b>Z</b>	
Ross, Ben	1979-83	Sperry, Elmer	Mgr.	Valentino, James Joseph	1971-72*	Zgorzelski, Victor Alan	1963-64
Ross, Marshall Edward	1960-61	Spike, Todd	1993-95	Valentino, James Joseph	1972-74	Zwitter, Ron	1957-58
Ross, Robert Earl	1966-70	Stafford, Michael		Varin, Kevin Ray	1967-68 Mgr.	* – denotes freshman basketball letter	
Roy, George	1948-50	Stahl, Craig S.	1976-77	Verret, Paul	1984-86		
Rucker, John E.	1964-66	Stalick, Tom	1983-87	Vesely, Louis	1955-57		
Rush, Jerry	1959-60	Stallworth, Nick	1948-51	Vrzina, Igor	2005-06		
Ryan, Bob	1942-43, 45-47	Stanley, Rob	1987-88	Vogt, Ronald	1991-92		
Ryan, John "Rudy"	1943-44	Stark, Raymond George	1971-72*	Vopat, Jim	1958-59		
<b>S</b>		Starr, Purvis	1956-57				
		Steele, George	1940-42				



# VANDAL RECORD BOOK

## SINGLE-GAME RECORDS

### POINTS

1.	50	Orlando Lightfoot	vs. Gonzaga	12/21/93
2.	44	Orlando Lightfoot	vs. Boise State	2/6/93
3.	42	Steve Weist	vs. Western Washington	12/22/73
4.	41	Orlando Lightfoot	vs. Sacramento State	12/10/91
	41	Chuck White	vs. Montana State	3/2/63
6.	40	Orlando Lightfoot	vs. Eastern Washington	2/20/93
7.	39	Bob Pipkin	vs. Idaho State	3/7/66
8.	38	Orlando Lightfoot	vs. Nevada	2/8/92
	38	Gary Simmons	vs. USC	1/25/58
9.	37	Gary Simmons	vs. UCLA	2/15/58
	37	Bob Pipkin	vs. Portland State College	12/30/65
	37	Orlando Lightfoot	vs. Oregon	12/12/93
12.	36	Raymond Brown	vs. Hawai'i	12/12/87
13.	35	Orlando Lightfoot	vs. Northern Arizona	2/6/92
	35	Riley Smith	vs. Montana	2/18/89
15.	34	Keoni Watson	at Hawai'i	3/1/07
	34	Orlando Lightfoot	vs. Eastern Washington	2/19/94
	34	Orlando Lightfoot	vs. Idaho State	3/12/93
18.	33	Riley Smith	vs. Simon Fraser	11/10/89
	33	Orlando Lightfoot	vs. Northern Arizona	2/24/94
20.	32	Avery Curry	vs. Boise State	1/31/98
	32	Dandrick Jones	vs. Idaho State	12/8/04

### FIELD GOALS MADE

1.	20	Steve Weist	vs. Western Washington	12/22/73
2.	16	Gus Johnson	vs. Idaho State	2/2/63

### FIELD GOAL ATTEMPTS

1.	34	Gus Johnson	vs. Idaho State	2/2/63
----	----	-------------	-----------------	--------

### FIELD GOAL PERCENTAGE (MINIMUM 9 ATTEMPTS)

1.	1.000	9-9	Phil Hopson	vs. Boise State	1982
	1.000	9-9	Tanoris Shepard	vs. Montana-Western	11/26/02
2.	.933	14-15	Ken Owens	vs. Oregon	12/29/81
3.	.909	10-11	Mike Hall	vs. San Jose State	1/24/08
	.909	10-11	Ken Owens	vs. Montana	2/21/81
	.909	10-11	Jason Jackman	vs. Cal Poly	1/16/96
	.909	10-11	Avery Curry	vs. UCSB	1/8/98

### FREE THROWS MADE

1.	16	Ed Haskins	vs. Oregon State	2/22/64
2.	15	Gary Simmons	vs. UCLA	1/13/58

### FREE THROW ATTEMPTS

1.	20	Gary Simmons	vs. UCLA	1/13/58
----	----	--------------	----------	---------

### FREE THROW PERCENTAGE (MINIMUM 10 ATTEMPTS)

1.	1.000	15-15	Ken Owens	vs. Washington	12/2/81
	1.000	12-12	Ken Owens	vs. Iowa	3/14/82
	1.000	10-10	Stan Arnold	vs. Washington	12/22/83
	1.000	10-10	Tyrone Hayes	vs. Cal State Northridge	3/8/03

### CONSECUTIVE FREE THROWS

1.	26	Gary Simmons		2/56-12/56
2.	24	Don Newman		1/80
	24	Bill Bauscher		12/55-1/56

### REBOUNDS

1.	31	Tom Moreland	vs. Whitworth	2/11/64
	31	Gus Johnson	vs. Oregon	2/9/63
3.	26	Bob Pipkin	vs. Idaho State	2/19/66
4.	20	Harry Harrison	vs. Montana State	2/4/95
	20	Riley Smith	vs. Montana State	2/16/89
6.	19	Harry Harrison	vs. Troy State	12/2/95
	19	Harry Harrison	vs. Washington State	2/13/96
	19	Harry Harrison	vs. Eastern Washington	1/21/95
	19	Deon Watson	vs. Northern Arizona	1/29/94
	19	Deon Watson	vs. Weber State	2/26/94
11.	18	Harry Harrison	vs. Montana	3/2/96
	18	Orlando Lightfoot	vs. Weber State	1992
	18	Harry Harrison	vs. Idaho State	1/13/95
	18	Kelvin Smith	vs. UC Irvine	12/18/82

### ASSISTS

1.	16	Otis Livingston	vs. Montana State	2/8/90
2.	15	Ken Owens	vs. Iowa State	12/26/81
3.	14	Jordan Brooks	at Hawai'i	2/28/08
4.	13	Otis Livingston	vs. Eastern Washington	3/10/90
5.	12	Don Newman	vs. Roosevelt	12/7/78
6.	11	Lorenzo Nash	vs. Idaho State	3/4/89
	11	Ricky Wilson	vs. Central Washington	1/4/93
8.	10	Ricky Wilson	vs. Montana	1/15/93
	10	Justin Logan	at Cal Poly	2/6/03

### STEALS

1.	7	James Fitch	vs. Portland	12/10/88
	7	Phil Hopson	vs. Wisconsin-Oshkosh	12/18/80
	7	Brian Kellerman	vs. Western Montana	12/12/81
	7	Derrick Elliott	vs. Idaho State	11/27/96

### BLOCKED SHOTS

1.	8	Kelvin Smith	vs. UC Irvine	12/28/83
2.	7	Frank Waters	vs. Nevada	2/8/92
	7	Kelvin Smith	vs. Midwestern State	12/20/82
4.	6	Darin Nagle	vs. New Mexico State	1/11/07
	6	Frank Waters	at Montana	1/23/92
	6	Ron Maben	vs. Northern Arizona	1981

### 3-POINT FIELD GOALS MADE

1.	9	Mike Hall	vs. San Jose State	1/24/08
2.	8	Orlando Lightfoot	vs. Gonzaga	12/21/93
3.	6	Keoni Watson	at Utah State	1/15/07
	6	Orlando Lightfoot	vs. Eastern Washington	2/19/94
	6	Mark Leslie	vs. Washington State	12/16/94
	6	Mark Leslie	vs. Northern Arizona	2/23/95
	6	Orlando Lightfoot	vs. Alcorn State	12/14/91
	6	Marvin Ricks	vs. Chaminade	12/28/92
	6	Dwayne Williams	vs. Cal State Northridge	3/8/03
	6	Dwayne Williams	vs. UC Santa Barbara	2/5/04
	6	Dwayne Williams	vs. Idaho State	2/2/04

### 3-POINT FIELD GOALS ATTEMPTED

1.	13	Mike Hall	at Fresno State	1/12/08
	13	Orlando Lightfoot	vs. Eastern Washington	2/19/94
	13	Kris Baumann	vs. New Mexico State	1/23/97
	13	Dwayne Williams	vs. Cal State Northridge	3/8/03
	13	Dwayne Williams	vs. Pacific	1/17/04
6.	12	Kris Baumann	vs. Nevada	1/9/97
	12	Kris Baumann	vs. Boise State	1/18/97
	12	Dwayne Williams	vs. Boise State	12/14/02
9.	11	Trevor Morris	at Gonzaga	11/13/07
	11	Keoni Watson	at Utah State	1/15/07
	11	Trevor Morris	at Utah State	1/15/07
	11	Orlando Lightfoot	vs. Montana Tech	11/29/93
	11	Orlando Lightfoot	vs. Gonzaga	12/21/93
	11	Orlando Lightfoot	vs. Montana	2/12/94
	11	Kris Baumann	vs. New Mexico State	2/15/97
	11	Dwayne Williams	vs. Pacific	1/17/04
	11	Dwayne Williams	vs. Cal State Fullerton	2/19/04
	11	Dwayne Williams	vs. Idaho State	2/2/04
	11	Dwayne Williams	at Cal Poly	1/8/04

### 3-POINT FIELD GOAL PERCENTAGE (AT LEAST 5 MADE)

1.	1.000	5-5	Mauro Gomes	vs. Weber State	1/21/89
2.	.900	9-10	Mike Hall	vs. San Jose State	1/24/08
3.	.833	5-6	Mike Hall	vs. Boise State	1/5/08
	.833	5-6	Marvin Ricks	vs. Eastern Washington	3/7/92
5.	.750	6-8	Orlando Lightfoot	vs. Alcorn State	12/14/91
6.	.714	5-7	Benji Johnson	vs. Southern Utah	1/9/95
	.714	5-7	Kris Baumann	vs. Rocky Mountain	12/22/95

### POINTS BY OPPONENT


49	Bob Hourbreds	Washington	1/9/53
----	---------------	------------	--------

### REBOUNDS BY OPPONENT

36	Wade Halbrook	Oregon State	1955
----	---------------	--------------	------



# VANDAL RECORD BOOK



Dwayne Williams

## SINGLE-SEASON RECORDS

### GAMES PLAYED

1. Many With	32
--------------	----

### POINTS

1. Orlando Lightfoot	1992-93	715
2. Orlando Lightfoot	1993-94	710
3. Riley Smith	1989-90	701
4. Orlando Lightfoot	1991-92	677
5. Keoni Watson	2006-07	543
6. Avery Curry	1997-98	533
7. Gary Simmons	1957-58	530
8. Brian Kellerman	1982-83	520
9. Kenny Lockett	1985-86	513
10. Jason Jackman	1996-97	510
11. Dandrick Jones	2004-05	505
12. Chuck White	1962-63	501
13. Malcolm Taylor	1970-71	495
14. Riley Smith	1988-99	494
15. Don Newman	1979-80	493

### SCORING AVERAGE

1. Orlando Lightfoot	1993-94	25.4
2. Riley Smith	1989-90	22.6
3. Orlando Lightfoot	1992-93	22.3
4. Orlando Lightfoot	1991-92	21.8
5. Gary Simmons	1957-58	20.4
6. Henry Harris	1974-75	19.8
7. Avery Curry	1997-98	19.7
8. Chuck White	1962-63	19.3
9. Gus Johnson	1962-63	19.04
10. Malcolm Taylor	1970-71	19.03
11. Jerry Skaife	1965-66	18.4
12. Don Newman	1979-80	18.3
13. Keoni Watson	2006-07	18.1
14. Chuck White	1961-62	18.0
15. Brian Kellerman	1982-83	17.9

### FIELD GOALS

1. Orlando Lightfoot	1992-93	288
2. Riley Smith	1989-90	270
3. Orlando Lightfoot	1993-94	263

4. Orlando Lightfoot	1991-92	262
5. Henry Harris	1974-75	219
6. Malcolm Taylor	1970-71	203
7. Brian Kellerman	1982-83	199
8. Jerry Skaife	1965-66	198
9. Dandrick Jones	2004-05	197
10. Raymond Brown	1987-88	195
Steve Weist	1974-75	195

### FIELD GOAL ATTEMPTS

1. Orlando Lightfoot	1992-93	582
2. Orlando Lightfoot	1993-94	577
3. Orlando Lightfoot	1991-92	545
4. Dandrick Jones	2004-05	466
5. Henry Harris	1974-75	465
6. Kenny Lockett	1985-86	449
7. Steve Weist	1974-75	448
8. Chuck White	1962-63	447
9. Gary Simmons	1957-58	445
10. Riley Smith	1989-90	441


### FIELD GOAL PERCENTAGE \*

1. Riley Smith	1988-89	65.1
2. Phil Hopson	1980-81	63.6
3. Phil Hopson	1981-82	63.2
4. Riley Smith	1989-90	62.7
5. Clifford Gray	1999-2000	62.0
6. Ron Maben	1980-81	61.5
7. Ron Maben	1979-80	58.3
8. Xanthus Houston	1992-93	57.2
9. Kelvin Smith	1981-82	56.9
10. Jeff Brudie	1978-79	56.8

\* minimum 100 attempts

### 3-POINT FIELD GOALS MADE

1. Gordon Scott	1999-2000	96
2. Dwayne Williams	2003-04	80
3. Marvin Ricks	1992-93	73
4. Orlando Lightfoot	1993-94	71
5. Keoni Watson	2006-07	70
Gordon Scott	1998-99	70
7. Mark Leslie	1994-95	67
8. Mike Hall	2007-08	64
9. Avery Curry	1998-99	63
10. Michael Crowell	2007-08	62



Kenny Lockett

### 3-POINT FIELD GOAL ATTEMPTS

1. Gordon Scott	1999-2000	247
2. Gordon Scott	1998-99	206
3. Orlando Lightfoot	1993-94	204
Dwayne Williams	2003-04	204
5. Kris Baumann	1996-97	184
6. Avery Curry	1998-99	174
7. Keoni Watson	2006-07	173
8. Dwayne Williams	2002-03	169
9. Mike Hall	2007-08	157
10. Adam Miller	2000-01	154

### 3-POINT FIELD GOAL PERCENTAGE \*

1. Kenny Lockett	1984-85	55.6
2. Chris Carey	1985-86	51.5
3. James Allen	1986-87	50.0
4. Mike Gustavel	1990-91	46.2
5. Michael Crowell	2007-08	45.9
6. Frank Garza	1984-85	45.7
7. Josh Toal	1998-99	42.3
8. Tanoris Shepard	2002-03	41.7
9. Mike Hall	2007-08	40.8
Matt Gerschevske	1999-2000	40.8

\* minimum 15 attempts

### FREE THROWS MADE

1. Riley Smith	1989-90	160
Chuck White	1961-62	160
3. Gary Simmons	1957-58	159
4. Ken Owens	1981-82	153
5. Jason Jackman	1996-97	146
6. Ken Owens	1980-81	132
7. Jim Thacker	1967-68	126
8. Don Newman	1979-80	125
9. Riley Smith	1988-89	124
Chuck White	1962-63	124
Hartly Kruger	1952-53	124

### FREE THROW ATTEMPTS

1. Riley Smith	1989-90	230
2. Chuck White	1961-62	209
3. Gary Simmons	1957-58	194
Jim Sather	1954-55	194
5. Hartly Kruger	1952-53	192
6. Riley Smith	1988-89	191
7. Hartly Kruger	1951-52	185
8. Ken Owens	1981-82	178
9. Ken Owens	1980-81	177
Jason Jackman	1996-97	177

### FREE THROW PERCENTAGE \*

1. Dale James	1959-60	92.4
2. Ken Owens	1981-82	86.0
3. Devon Ford	1998-99	85.9
4. Dan Forge	1977-78	84.8
5. Ron Adams	1969-70	84.7
6. Gary Simmons	1956-57	84.5
7. Adam Miller	2000-01	83.6
8. Dale James	1960-61	83.5
9. Marvin Ricks	1992-93	82.8
10. Rich Porter	1961-62	82.5
Jason Jackman	1996-97	82.5

\* minimum 50 attempts



# VANDAL RECORD BOOK

## REBOUNDS

1.	Gus Johnson	1962-63	466
2.	Dwight Morrison	1952-53	333
3.	Tom Moreland	1963-64	321
4.	Roger Davis	1972-73	303
5.	Tom Moreland	1964-65	289
6.	Pete Prigge	1983-84	287
7.	Harry Harrison	1994-95	283
8.	Deon Watson	1993-94	282
9.	Dave Schlotthauer	1966-67	280
10.	Harry Harrison	1995-56	277

## REBOUND AVERAGE

1.	Gus Johnson	1962-63	20.3
2.	Tom Moreland	1963-64	12.34
3.	Dwight Morrison	1952-53	12.33
4.	Harry Harrison	1994-95	11.9
5.	Roger Davis	1972-73	11.7
6.	Tom Moreland	1964-65	11.6
7.	Pete Prigge	1983-84	10.6
8.	John Liveious	1958-59	10.5
9.	Dwight Morrison	1953-54	10.43
10.	Dave Schlotthauer	1966-67	10.37

## ASSISTS

1.	Otis Livingston	1989-90	262
2.	Ricky Wilson	1992-93	176
3.	Lorenzo Nash	1988-89	163
4.	Don Newman	1979-80	149
5.	Bill Hessing	1977-78	145
6.	Brian Kellerman	1981-82	133
7.	Don Newman	1978-79	132
8.	James Allen	1986-87	130
	Stan Arnold	1983-84	130
10.	Teddy Noel	1984-85	129

## STEALS

1.	Don Newman	1978-79	64
2.	Brian Kellerman	1979-80	60
3.	James Fitch	1987-88	59
4.	Calvin Ward	1990-91	59
5.	Ken Owens	1981-82	56
6.	Gordon Scott	1999-2000	55
	Dandrick Jones	2004-05	55
8.	Brian Kellerman	1981-82	54
9.	Don Newman	1979-80	53
10.	Avery Curry	1998-99	51

## BLOCKED SHOTS

1.	Kelvin Smith	1982-83	72
2.	Kelvin Smith	1981-82	61
3.	Frank Waters	1991-92	45
3.	Deon Watson	1991-92	45
5.	Raymond Brown	1987-88	43
6.	Darin Nagle*	2006-07	42
	Ron Maben	1980-81	42
8.	Tyrone Hayes	2002-03	40
9.	Darin Nagle	2007-08	39
10.	Riley Smith	1989-90	36
	Raymond Brown	1987-88	36

\*played in 22 games

## TURNOVERS

1.	Don Newman	1979-80	132
2.	Jordan Brooks	2007-08	121
3.	Ken Owens	1980-81	106
4.	Deon Watson	1993-94	103
5.	Avery Curry	1997-98	102
6.	Keoni Watson	2006-07	100

7.	Keoni Watson	2005-06	88
	Tanoris Shepard	2005-06	88
9.	Avery Curry	1998-99	75
10.	O.J. Aworo	2006-07	73
	Tanoris Shepard	2004-06	73
	Bethuel Fletcher	2000-01	73

## PERSONAL FOULS

1.	Nick Stallworth	1948-49	117
2.	Ervin Brown	1975-76	110
3.	Ervin Brown	1974-75	107
	Dave Schlotthauer	1966-67	107
5.	Mike Kale	2005-06	105
6.	Mike Kale	2007-08	96
	Kaniel Dickens	1999-2000	96
8.	Kevin Byrne	1998-99	93
9.	Mao Tosi	1998-99	91
10.	Lionel Davis	2004-05	90

## CAREER RECORDS

NOTE: To be listed among career leaders in averages or percentages, a player must have played a minimum of two seasons.

## GAMES

1.	Ricardo Boyd	1987-91	121
2.	Deon Watson	1990-94	120
3.	Kenny Lockett	1985-88	119
4.	Phil Hopson	1980-83	115
5.	Brian Kellerman	1980-83	110
	Justin Logan	1999-2003	110
7.	Pete Prigge	1981-84	108
	Jeff Brudie	1978-81	108

## POINTS


1.	Orlando Lightfoot	1991-94	2,102
2.	Brian Kellerman	1980-83	1,585
3.	Kenny Lockett	1985-88	1,571
4.	Steve Weist	1973-76	1,357
5.	Chuck White	1961-63	1,319
6.	Ricardo Boyd	1987-91	1,245
7.	Phil Hopson	1980-83	1,226
8.	Riley Smith	1989-90	1,195
9.	Tanoris Shepard	2002-06	1,137
10.	Deon Watson	1990-94	1,115
11.	Gary Simmons	1956-58	1,066
12.	James Fitch	1987-89	1,004

## SCORING AVERAGE

1.	Orlando Lightfoot	1991-94	23.1
2.	Riley Smith	1989-90	19.3
3.	Avery Curry	1997-99	18.1
4.	Don Newman	1979-80	17.9
5.	Malcolm Taylor	1970-71	17.8
6.	Jerry Skaife	1965-66	17.0
7.	Chuck White	1961-63	16.9
8.	Bob Pipkin	1966-67	16.6
9.	Gordon Scott	1999-00	16.2
10.	Raymond Brown	1988-89	15.8

## FIELD GOALS

1.	Orlando Lightfoot	1991-94	813
2.	Brian Kellerman	1980-83	623
3.	Kenny Lockett	1985-87	614
4.	Steve Weist	1973-76	600
5.	Phil Hopson	1980-83	515
6.	Ricardo Boyd	1987-91	470
7.	Riley Smith	1989-90	455
8.	James Fitch	1987-89	421



9.	Tanoris Shepard	2002-06	404
10.	Reed Jausi	1977-80	389

## FIELD GOAL ATTEMPTS

1.	Orlando Lightfoot	1991-94	1,704
2.	Kenny Lockett	1985-88	1,363
3.	Steve Weist	1973-76	1,357
4.	Brian Kellerman	1980-83	1,226
5.	Chuck White	1961-63	1,124
6.	Ricardo Boyd	1987-91	1,064
7.	Harlan Melton	1952-55	999
8.	Tanoris Shepard	2002-06	984
9.	Hartly Kruger	1951-53	974
10.	Gary Simmons	1956-58	929

## FIELD GOAL PERCENTAGE \*

1.	Riley Smith	1989-90	62.7
2.	Ron Maben	1980-81	60.3
3.	Clifford Gray	1999-00	57.4
4.	Phil Hopson	1980-83	56.6
5.	Kelvin Smith	1982-83	55.8
6.	Kevin Byrne	1996-99	53.9
7.	Gordie Herbert	1980-82	53.8
8.	Deon Watson	1990-94	53.3
9.	Jeff Brudie	1978-81	52.4
10.	Devon Ford	1999-00	52.3

\* minimum 200 attempts

## 3-POINT FIELD GOALS MADE

1.	Orlando Lightfoot	1991-94	168
2.	Gordon Scott	1999-00	166
3.	Kris Baumann	1994-98	150
4.	Dwayne Williams	2002-04	140
5.	Tanoris Shepard	2002-06	129
6.	Avery Curry	1997-99	111
7.	Mark Leslie	1993-95	106
8.	Marvin Ricks	1992-93	104
9.	Shawn Dirden	1994-96	100
10.	Ricardo Boyd	1987-91	89



# VANDAL RECORD BOOK

## 3-POINT FIELD GOAL ATTEMPTS

1.	Orlando Lightfoot	1991-94	483
2.	Gordon Scott	1999-00	453
3.	Kris Baumann	1994-98	440
4.	Shawn Dirden	1994-96	398
5.	Tanoris Shepard	2002-06	388
6.	Dwayne Williams	2002-04	373
7.	Justin Logan	1999-03	301
8.	Avery Curry	1997-99	294
9.	Mark Leslie	1993-95	270
10.	Ricardo Boyd	1987-91	253

## 3-POINT FIELD GOAL PERCENTAGE

1.	Chris Carey	1984-87	47.5
2.	Frank Garza	1984-85	45.7
3.	Matt Haskins	1982, 84-86	44.7
4.	Michael Crowell	2006-08	43.2
5.	Marvin Ricks	1992-93	41.4
6.	Jerry Carter	1988-89	39.7

\* minimum 30 attempts

## FREE THROWS MADE

1.	Chuck White	1961-63	394
2.	Gary Simmons	1956-58	339
3.	Brian Kellerman	1980-83	337
4.	Orlando Lightfoot	1991-94	308
5.	Ken Owens	1980-82	285
6.	Hartly Kruger	1951-53	280
7.	Ken Maren	1960-62	273
8.	Kenny Luckett	1985-88	272
9.	Harlan Melton	1952-55	269
10.	Deon Watson	1990-94	237

## FREE THROW ATTEMPTS

1.	Chuck White	1961-63	531
2.	Hartly Kruger	1951-53	459
3.	Orlando Lightfoot	1991-94	437
4.	Brian Kellerman	1980-83	435
5.	Riley Smith	1989-90	421
	Gary Simmons	1956-58	421
7.	Kenny Luckett	1985-88	382
8.	Dwight Morrison	1952-54	379
9.	Harlan Melton	1952-55	370
10.	Ken Maren	1960-62	363

## FREE THROW PERCENTAGE

1.	Dale James	1960-61	91.4
2.	Jason Jackman	1995-97	81.7
3.	Jim Thacker	1968-69	81.4
4.	Tyrone Hayes	2001-04	81.0
5.	Gary Simmons	1956-58	80.5
	Marvin Ricks	1992-93	80.5
7.	Ken Owens	1980-82	80.3
8.	Pete Prigge	1981-84	80.0
9.	Chris Carey	1984-87	79.6
10.	Bill Hessing	1977-79	79.4

## REBOUNDS

1.	Deon Watson	1990-94	877
2.	Dwight Morrison	1952-54	791
3.	Orlando Lightfoot	1991-94	766
4.	Phil Hopson	1980-83	733
5.	Roger Davis	1973-75	682
6.	Tom Stalick	1984-87	669
7.	Tom Moreland	1963-65	653
8.	Ken Maren	1960-62	648
9.	Gary McEwen	1956-58	606
10.	Dave Schlotthauer	1965-67	601

## REBOUND AVERAGE

1.	Harry Harrison	1994-96	10.6
2.	Dwight Morrison	1952-54	10.1
3.	Roger Davis	1973-75	9.5
4.	Malcolm Taylor	1970-71	9.14
5.	John Liveious	1958-59	9.08
6.	Bob Pipkin	1966-67	8.9
7.	Tom Moreland	1963-65	8.8
8.	Dave Schlotthauer	1965-67	8.5
9.	Orlando Lightfoot	1991-94	8.4
10.	Ken Maren	1960-62	8.31

## ASSISTS


1.	Brian Kellerman	1980-83	390
2.	Bill Hessing	1977-79	312
3.	Tanoris Shepard	2002-06	300
4.	Don Newman	1978-80	281
5.	Justin Logan	1999-03	274
6.	Otis Livingston	1989-90	262
7.	Kenny Luckett	1985-88	257
	Ricky Wilson	1992-93	257
9.	Ken Owens	1980-82	234
10.	Lorenzo Nash	1988-89	231

## STEALS

1.	Brian Kellerman	1980-83	208
2.	James Fitch	1987-89	135
3.	Phil Hopson	1980-83	127
4.	Don Newman	1979-80	117
5.	Ken Owens	1980-82	101
6.	Gordon Scott	1999-00	98
7.	Avery Curry	1997-99	93
8.	Tom Stalick	1984-87	90
	Dandrick Jones	2003-05	90
10.	Justin Logan	1999-03	88

## BLOCKED SHOTS

1.	Kelvin Smith	1982-83	133
2.	Deon Watson	1990-94	131
3.	Frank Waters	1992-93	88
4.	Darin Nagle	2006-08	81
5.	Raymond Brown	1988-89	79
6.	Phil Hopson	1980-83	69
7.	Ron Maben	1980-81	68



Brian Kellerman

8.	Tyrone Hayes	2001-04	64
9.	Ricardo Boyd	1987-91	52
10.	Riley Smith	1989-90	51

## TURNOVERS


1.	Kenny Luckett	1985-88	303
2.	Brian Kellerman	1980-83	256
3.	Tanoris Shepard	2002-06	249
4.	Deon Watson	1990-94	242
5.	Don Newman	1979-80	231
6.	Phil Hopson	1980-83	212

## PERSONAL FOULS

1.	Jeff Brudie	1978-81	355
2.	Kenny Luckett	1985-88	350
3.	Phil Hopson	1980-83	321

## TEAM RECORDS

Wins	1981-82	27
Losses	2006-07	27
W/L Percentage	1981-82	.900
Points	1965-66	2436
Points Per Game Offense	1965-66	94.0
Points Per Game Defense	1945-46	43.3
Scoring Margin	1988-89	15.1
Rebounds	1965-66	1440
Rebounds Average	1965-66	55.4
FG Made	1965-66	993
FG Attempts	1965-66	2258
FG Percentage	1980-81	.550
3FG Made	2006-07	225
3FG Attempts	2006-07	685
3FG Percentage	1984-85	.427
FT Made	1951-52	642
FT Attempts	1951-52	924
FT Percentage	1983-84	.745
Steals	1988-89	286
Steals Per Game	1988-89	9.23
Blocked Shots	1991-92	142
Blocked Shots Per Game	1982-83	4.7



Orlando Lightfoot



# IDAHO HONOR ROLL

## ALL-AMERICANS

1923	Al Fox, Helms Athletic Foundation	1966	Jerry Skaife, first team
1982	Ken Owens, United Press International	1967	Bob Pipkin, first team
	Ken Owens, Sporting News	1967	Rod Bohman, second team

## KODAK DIVISION I COACH OF THE YEAR

1982	Don Monson	1971	Jerry Smith, first team
------	------------	------	-------------------------

## SPORTS ILLUSTRATED PLAYER OF THE WEEK

	Orlando Lightfoot (Feb. 17, 1992)	1971	Jim Thacker, second team
	Orlando Lightfoot (Feb. 15, 1993)	1971	Malcolm Taylor, first team

## BIG SKY 25TH ANNIVERSARY TEAM

	Brian Kellerman (1980-83)	1975	John Nelson, second team
	Ken Owens (1980-82)	1975	Henry Harris, second team

## BIG SKY MOST VALUABLE PLAYER

1980	Don Newman	1979	Don Newman, second team
1981	Brian Kellerman	1980	Don Newman, first team
1982	Ken Owens	1981	Brian Kellerman, first team
1990	Riley Smith	1981	Phil Hopson, second team
1992	Orlando Lightfoot	1981	Ron Maben, second team
1994	Orlando Lightfoot	1981	Ken Owens, second team

## BIG SKY TOP NEWCOMER

1983	Stan Arnold	1982	Ken Owens, first team
1988	Raymond Brown	1982	Brian Kellerman, first team
1989	Riley Smith	1982	Phil Hopson, second team
1990	Otis Livingston	1982	Kevin Smith, first team
1992	Orlando Lightfoot	1983	Phil Hopson, second team

## BIG SKY TOP RESERVE

1981	Jeff Brudie	1983	Ken Luckett, second team
------	-------------	------	--------------------------

## BIG SKY CONFERENCE COACH OF THE YEAR

1968	Wayne Anderson	1986	Raymond Brown, first team
1981	Don Monson	1988	Raymond Brown, first team
1982	Don Monson	1989	Riley Smith, first team
1989	Kermit Davis	1989	James Fitch, second team

## ALL-WESTERN ATHLETIC CONFERENCE

2008	Jordan Brooks, second team	1990	Riley Smith, first team
	Jordan Brooks, newcomer team	1990	Otis Livingston, first team

## ALL-BIG WEST CONFERENCE

1997	Jason Jackman, second team	1991	Ricardo Boyd, second team
1998	Avery Curry, first team	1991	Sammie Freeman, first team
1999	Avery Curry, first team	1992	Orlando Lightfoot, first team
1999	Gordon Scott, honorable mention	1992	Orlando Lightfoot, first team
2000	Gordon Scott, first team	1993	Marvin Ricks, first team
2000	Devon Ford, honorable mention	1993	Ricky Wilson, first team
2003	Tyrone Hayes, second team	1994	Orlando Lightfoot, first team
2003	Dwayne Williams, honorable mention	1994	Deon Watson, first team
2004	Tyrone Hayes, second team	1995	Mark Leslie, first team
2004	Dwayne Williams, honorable mention	1996	Harry Harrison, first team
2004	Rashaad Powell, Defensive Player of the Year		
2005	Dandrick Jones, second team		
2005	Tanoris Shepard, honorable mention		
2005	Anton Lyons, honorable mention		

## ALL-BIG SKY CONFERENCE

1964	Tom Moreland, second team	1992	Harold Stowell
1964	Ed Haskins, second team	1992	Afton Barrett
1965	Jerry Skaife, first team	1993	Howard Grenier
1965	Tom Moreland, second team	1993	Wally Geraghty

1966	Jerry Skaife, first team	1952	Hartly Kruger
1967	Bob Pipkin, first team	1954	Bob Garrison
1967	Rod Bohman, second team	1955	Harlan Melton
1968	Jim Thacker, first team		
1969	Jerry Smith, first team		
1969	Jim Thacker, second team		
1971	Malcolm Taylor, first team		
1971	John Nelson, second team		
1975	Henry Harris, second team		
1979	Don Newman, second team		
1980	Don Newman, first team		
1981	Brian Kellerman, first team		
1981	Phil Hopson, second team		
1981	Ron Maben, second team		
1981	Ken Owens, second team		
1982	Ken Owens, first team		
1982	Brian Kellerman, first team		
1982	Phil Hopson, second team		
1983	Kevin Smith, first team		
1983	Phil Hopson, second team		
1986	Ken Luckett, second team		
1988	Raymond Brown, first team		
1989	Raymond Brown, first team		
1989	Riley Smith, first team		
1989	James Fitch, second team		
1990	Riley Smith, first team		
1990	Otis Livingston, first team		
1990	Ricardo Boyd, second team		
1991	Sammie Freeman, first team		
1992	Orlando Lightfoot, first team		
1992	Orlando Lightfoot, first team		
1993	Marvin Ricks, first team		
1993	Ricky Wilson, first team		
1994	Orlando Lightfoot, first team		
1994	Deon Watson, first team		
1995	Mark Leslie, first team		
1996	Harry Harrison, first team		


## ALL-PACIFIC COAST CONFERENCE

1922	Al Fox	1930	Harold Stowell
1923	Al Fox	1942	Ray Turner
1923	Harold Telford		
1929	Frank McMillian		
1942	Ray Turner		
1946	Fred Quinn		
1958	Gary Simmons		

## PACIFIC COAST CONFERENCE

All-Northern Division Selections

1923	Al Fox		
1923	Harold Telford		
1924	Harold Telford		
1926	Neil Nelson		
1927	John Miles		
1929	Frank McMillian		
1930	Harold Stowell		
1933	Afton Barrett		
1934	Howard Grenier		
1935	Wally Geraghty		
1938	Steve Belko		
1942	Ray Turner		
1946	Fred Quinn		
1948	Preston Brimhall		
1949	Preston Brimhall		
1950	Bob Pritchett		



Tanoris Shepard was selected to the Western Athletic Conference All-Defensive Team for the 2005-06 season

1952	Hartly Kruger
1954	Bob Garrison
1955	Harlan Melton

## Northern Division Scoring Leaders

1930	Harold Stowell
1942	Ray Turner

## BIG SKY ALL-TOURNAMENT

1981	Ken Owens (MVP)
1981	Brian Kellerman
1982	Ken Owens (MVP)
1982	Gordie Herbert
1982	Brian Kellerman
1983	Brian Kellerman
1989	Riley Smith (MVP)
1989	Raymond Brown
1990	Riley Smith (MVP)
1990	Ricardo Boyd
1991	Sammie Freeman
1991	Deon Watson
1993	Marvin Ricks
1994	Orlando Lightfoot

## BIG WEST ALL-TOURNAMENT

2004	Tyrone Hayes
------	--------------

## WAC ALL-DEFENSIVE TEAM

2006	Tanoris Shepard
------	-----------------



# IDAHO HONOR ROLL

## OZ THOMPSON AWARD

Given in memory of a member of the 1923 Pacific Coast Conference championship basketball team. The award is presented to squad member who best inspires sportsmanship, scholarship and leadership.

1960	Dale James
1961	Tom Gwilliam
1962	Lyle Parks
1963	Chuck White
1964	Chuck Kozak
1971	Marvin Williams
1972	Adrian Wegner
1974	Rick Nelson
1975	Gene Stroebel
1976	Steve Weist
1977	Bill Hessing
1978	Bill Hessing
1979	Reed Jaussi
1980	Reed Jaussi
1981	Jeff Brudie
1982	Gordon Herbert
1983	Ben Ross
1984	Pete Prigge
1985	Matt Haskins
1986	Matt Haskins
1987	Brian Coleman
1988	Kenny Luckett
1989	Jerry Carter
1990	Dan Akins
	Ceasar Prelow
1991	Mike Gustavel
1992	Deon Watson
	Ricky Wilson
1993	Ricky Wilson
1994	Benji Johnson
1995	Benji Johnson
	Todd Spike
1996	No Award Given
1997	Kris Baumann
1998	Kris Baumann
1999	Kevin Byrne
	Josh Toal
2000	Nathaniel Watson
	Matt Gerschefske
2001	Justin Logan
2002	Matt Gerschefske
2003	Travis Puckett
2004	Anton Lyons
2005	Anton Lyons
2006	No Award Given
2007	Desmond Nwoke
2008	Luis Augusto

## GEORGE GREEN AWARD

Given in honor of former Vandal athlete and athletic director, the late George Green. The award, begun in 1989, is given to the Vandal player chosen as the team's most unselfish player and/or leader in assists.

1989	Lorenzo Nash
1990	Otis Livingston
1991	Deon Watson
1992	Terrell Malone
	Andre Whitney
1993	Deon Watson
1994	Mark Leslie

1995	Mark Leslie	1989	Riley Smith*
1996	No Award Given		Ceasar Prelow*
1997	Eddie Turner	1990	Leonard Perry*
1998	Avery Curry	1991	Sammie Freeman
1999	Adam Miller		Leonard Perry
2000	Nathaniel Watson	1992	Frank Waters*
2001	Bethuel Fletcher	1993	Chauncey McBride
2002	Bethuel Fletcher	1994	Orlando Lightfoot
2003	Justin Logan	1995	Mark Leslie
2004	Dwayne Williams	1996	no award given
2005	Tanoris Shepard	1997	Jason Jackman
2006	No Award Given	1998	Avery Curry
2007	No Award Given	1999	Kaniel Dickens
2008	Terrence Simmons	2000	Gordon Scott

## RONALD WHITE AWARD

Given in memory of a former Vandal who was killed on a trip with the basketball team, Idaho chapter of Sigma Nu presented to the University a plaque which is inscribed yearly with the name of the most outstanding basketball player as chosen by a vote of team players.

1947	Norm Fredekind	2001	Adam Miller
1948	Preston Brimhall	2002	Justin Logan
1949	Preston Brimhall	2003	Tyrone Hayes
1950	Bob Prichett	2004	Tyrone Hayes
1951	Bob Wheeler	2005	No Award Given
1952	Herb Millard	2006	No Award Given
1953	Tom Flynn	2007	Keoni Watson
1954	Dwight Morrison	2008	Jordan Brooks
1955	Harlan Melton		* awarded as most improved player
1956	Bill Bauscher		<b>JAY GANO AWARD</b>
1957	Gary Simmons		Given in memory of a former basketball
1958	Gary Simmons		letterman from Moscow who was killed in Korea,
1959	Whaylon Sommons		October 10, 1951. The trophy, presented by Mrs.
1960	Joe King		Jay Gano, is awarded to the player selected most
1961	Ken Maren		inspirational by a vote of his teammates.
1962	Chuck White	1952	Sam Jenkins
1963	Gus Johnson	1953	Bruce McIntosh
1964	Tom Moreland	1954	Tom Flynn
1965	Tom Moreland	1955	Bob Falash
1966	Jerry Skaife		Jim Sather
1967	Dave Schlotthauer	1956	Jay Buhler
	Bob Pipken	1957	Jerry Jorgenson
1968	Jim Thacker	1958	Whaylon Coleman
1969	Jim Thacker	1959	Jim Prestel
	Jerry Smith	1960	Dean Baxter
1970	Malcolm Taylor	1961	Dale James
1971	Steve Ton	1962	Lyle Parks
1972	Ty Fitzpatrick	1963	Lyle Parks
1973	Ty Fitzpatrick	1964	Jay Anderson
1974	Ty Fitzpatrick	1965	Jerry Skaife
1975	Steve Weist	1966	Jerry Skaife
1976	Ervin Brown	1967	Rod Bohman
1977	James Smith	1968	Rick Day
1978	Reed Jaussi	1969	Jim Johnston
1979	Don Newman		Jim Christensen
1980	Don Newman	1970	Bob Ross
1981	Brian Kellerman	1971	John Nelson
1982	Ken Owens		Tim Cummings
1983	Brian Kellerman	1972	Don Almquist
1984	Stan Arnold	1973	Chris Clark
1985	Frank Garza, Jr.	1974	Gene Stroebel
1986	Kenny Luckett		Ty Fitzpatrick
1987	James Fitch*	1975	Rick Nelson
1988	Raymond Brown	1976	Ervin Brown
	Kenny Luckett	1977	John Langrell, III
		1978	John Langrell, III
		1979	John Langrell, III
		1980	Don Newman
		1981	Mike Dow
		1982	Mike Maben
		1983	Brian Kellerman
		1984	Freeman Watkins

## JAY GANO AWARD

Given in memory of a former basketball letterman from Moscow who was killed in Korea, October 10, 1951. The trophy, presented by Mrs. Jay Gano, is awarded to the player selected most inspirational by a vote of his teammates.

1985	Riley Smith*
1986	Ceasar Prelow*
1987	Leonard Perry*
1988	Sammie Freeman
1989	Leonard Perry
1990	Frank Waters*
1991	Chauncey McBride
1992	Orlando Lightfoot
1993	Mark Leslie
1994	no award given
1995	Jason Jackman
1996	Avery Curry
1997	Kaniel Dickens
1998	Gordon Scott
1999	Adam Miller
2000	Justin Logan
2001	Tyrone Hayes
2002	Tyrone Hayes
2003	No Award Given
2004	No Award Given
2005	Keoni Watson
2006	Jordan Brooks
2007	* awarded as most improved player
2008	

1985	Frank Garza, Jr.
1986	Chris Carey
1987	Tom Stalick
1988	James Fitch
1989	James Fitch
	Altonio Campbell
1990	David Henderson
1991	Clifford Martin
1992	Marvin Ricks
1993	Marvin Ricks
1994	Deon Watson
1995	no record
1996	no award given
1997	Reggie Rose
1998	Adam Miller
1999	Nathaniel Watson
2000	Adam Miller
2001	Nathaniel Watson
2002	Marquis Holmes
2003	Rashaad Powell
2004	Rashaad Powell
2005	Matt Anderson
2006	No Award Given
2007	Trevor Morris
2008	Brandon Brown

## GUS JOHNSON AWARD

Given in honor of former Vandal and NBA great Gus Johnson, who died of cancer in 1987. Johnson averaged 19.0 points and 20.3 rebounds in his only season as a Vandal in 1962-63. The award is given to the team's top rebounder and/or defensive player.

1988	Marvin Washington
1989	Raymond Brown
1990	Riley Smith
1991	Sammie Freeman
1992	Orlando Lightfoot
1993	Orlando Lightfoot
1994	Frank Waters
	Deon Watson
1995	Harry Harrison
1996	no award given
1997	Jason Jackman
1998	Falemao Tosi
1999	Kevin Byrne
	Devon Ford
2000	Kaniel Dickens
	Clifford Gray
2001	Rodney Hilaire
2002	Rodney Hilaire
2003	Jack May
2004	Tyrone Hayes
2005	Anton Lyons
2006	No Award Given
2007	Darin Nagle
2008	Michael Crowell

## KATHY CLARK AWARD

Given to the player who exemplifies a student-athlete; who has matched his athletic achievement with his academic achievement.

2004	Rashaad Powell
2005	Anton Lyons
2006	No Award Given
2007	Mike Kale
2008	No Award Given



# YEARLY LEADERS

## SCORING

YEAR	G	NAME	PTS.	AVG
1945-46	16	Fred Quinn	149	9.3
1946-47	16	John Evans	136	8.5
1947-48	30	Preston Brimhall	237	7.9
1948-49	32	Bob Pritchett	298	9.3
1949-50	32	Bob Pritchett	273	8.5
1950-51	29	Bob Wheeler	239	8.2
1951-52	32	Hartly Kruger	377	11.8
1952-53	27	Hartly Kruger	414	15.3
1953-54	23	Dwight Morrison	321	14.0
1954-55	26	Harlan Melton	388	14.9
1955-56	16	Jay Buhle	191	11.9
1956-57	16	Gary McEwen	156	9.8
1957-58	16	Gary Simmons	346	21.6
1958-59	26	Whaylon Coleman	319	12.3
1959-60	26	Joe King	315	12.1
1960-61	26	Chuck White	350	13.4
1961-62	26	Chuck White	468	18.0
1962-63	26	Chuck White	501	19.3
1963-64	26	Tom Moreland	372	14.3
1964-65	25	Tom Moreland	417	16.6
1965-66	26	Jerry Skaife	477	18.4
1966-67	27	Bob Pipkin	439	16.2
1967-68	26	Jim Thacker	434	16.7
1968-69	26	Jerry Smith	388	14.9
1969-70	25	Malcolm Taylor	411	16.4
1970-71	26	Malcolm Taylor	495	19.0
1971-72	25	Steve Ton	333	13.3
1972-73	26	Steve Ton	293	11.3
1973-74	26	Steve Weist	398	15.3
1974-75	24	Henry Harris	475	19.8
1975-76	26	Steve Weist	338	13.0
1976-77	20	James Smith	340	17.0
1977-78	26	Reed Jausi	443	17.0
1978-79	25	Don Newman	439	17.6
1979-80	27	Don Newman	493	18.3
1980-81	24	Brian Kellerman	385	16.0
1981-82	30	Ken Owens	469	15.6
1982-83	29	Brian Kellerman	520	17.9
1983-84	27	Stan Arnold	341	12.6
1984-85	30	Frank Garza	429	14.3
1985-86	29	Ken Luckett	513	17.7
1986-87	30	Andrew Jackson	422	14.1
1987-88	30	Raymond Brown	482	16.1
1988-89	31	Riley Smith	494	15.9
1989-90	31	Riley Smith	701	22.6
1990-91	28	Sammie Freeman	344	12.3
1991-92	31	Orlando Lightfoot	677	21.8
1992-93	32	Orlando Lightfoot	715	22.3
1993-94	28	Orlando Lightfoot	710	25.4
1994-95	26	Mark Leslie	394	15.2
1995-96	26	Reggie Rose	362	13.9
1996-97	30	Jason Jackman	510	17.0
1997-98	27	Avery Curry	533	19.7
1998-99	27	Avery Curry	446	16.5
1999-00	29	Gordon Scott	492	17.6
2000-01	27	Matt Gerschefske	297	11.0
2001-02	28	Justin Logan	243	8.7
2002-03	28	Tyrone Hayes	367	13.1
2003-04	30	Tyrone Hayes	406	13.5
2004-05	30	Dandrick Jones	505	16.8
2005-06	29	Tanoris Shepard	447	15.4
2006-07	30	Keoni Watson	543	18.1
2007-08	28	Jordan Brooks	348	12.4

## REBOUNDING

YEAR	G	NAME	REB	AVG
1950-51	29	Bob Wheeler	197	6.8
	29	Sam Jenkins	197	6.8
1951-52	32	Hartly Kruger	223	7.0
1952-53	27	Dwight Morrison	333	12.3
1953-54	23	Dwight Morrison	240	10.4
1954-55	26	Jim Sather	235	9.0
1955-56	16	Gary McEwen	103	6.4

1956-57	16	Gary McEwen	162	10.1
1957-58	15	Gary McEwen	141	9.4
1958-59	26	John Liveious	272	10.5
1959-60	26	Dean Baxter	230	8.8
1960-61	26	Kenneth Maren	247	9.5
1961-62	26	Kenneth Maren	224	8.6
1962-63	23	Gus Johnson	466	20.3
1963-64	26	Tom Moreland	321	12.3
1964-65	25	Tom Moreland	289	11.6
1965-66	26	John Rucker	264	10.1
1966-67	27	Dave Schlotthauer	280	11.2
1967-68	26	Steve Brown	196	7.8
1968-69	26	Jerry Smith	221	8.5
1969-70	25	Malcolm Taylor	243	9.7
1970-71	26	Malcolm Taylor	223	8.6
1971-72	25	Steve Ton	233	9.3
1972-73	26	Roger Davis	303	11.6
1973-74	26	Roger Davis	192	7.4
1974-75	20	Roger Davis	187	9.4
1975-76	26	Ervin Brown	168	6.5
1976-77	25	Rodney Johnson	123	4.9
1977-78	26	Jeff Brudie	105	4.0
1978-79	25	Reed Jausi	108	4.3
1979-80	27	Ron Maben	153	5.7
1980-81	29	Phil Hopson	218	7.5
1981-82	30	Phil Hopson	198	6.6
	30	Kelvin Smith	198	6.6
1982-83	29	Kelvin Smith	248	8.6
1983-84	27	Pete Prigge	287	10.6
1984-85	29	Frank Garza	183	6.1
1985-86	29	Tom Stalick	239	8.2
1986-87	30	Andrew Jackson	202	6.7
1987-88	30	Raymond Brown	184	6.1
1988-89	31	Raymond Brown	244	7.9
1989-90	31	Riley Smith	273	8.8
1990-91	28	Sammie Freeman	208	7.4
1991-92	31	Orlando Lightfoot	276	8.9
1992-93	32	Orlando Lightfoot	276	8.6
1993-94	28	Deon Watson	282	10.1
1994-95	26	Harry Harrison	283	10.9
1995-96	27	Harry Harrison	277	10.3
1996-97	30	Jason Jackman	183	6.1
1997-98	25	Clifford Gray	158	6.3
1998-99	27	Kevin Byrne	166	6.1
1999-00	27	Devon Ford	200	7.4
2000-01	26	Rodney Hilaire	117	4.5
2001-02	28	Rodney Hilaire	150	5.4
2002-03	28	Tyrone Hayes	185	6.6
2003-04	30	Tyrone Hays	171	5.7
2004-05	30	Anton Lyons	205	6.8
2005-06	29	David Dubois	138	4.8
2006-07	28	David Jackson	135	4.8
2007-08	28	Jordan Brooks	173	6.2

## FIELD GOAL PERCENTAGE

(Min. 100 attempts)

YEAR	G	NAME	FGM/FGA	PCT.
1950-51	29	Hartly Kruger	68-219	.333
1951-52	32	Hartly Kruger	136-357	.381
1952-53	29	Tom Flynn	89-193	.461
1953-54	23	D. Morrison	115-262	.439
1954-55	26	Bill Bauscher	96-211	.455
1955-56	16	Gary Simmons	60-131	.458
1956-57	16	Hal Damiano	40-114	.385
1957-58	16	W. Coleman	72-170	.424
1958-59	26	W. Coleman	118-274	.431
1959-60	26	Dean Baxter	68-173	.393
1960-61	26	Dale James	111-257	.432
1961-62	26	Lyle Parks	69-150	.460
1962-63	26	Rich Porter	159-339	.466
1963-64	26	Tom Moreland	140-299	.468
1964-65	25	Tom Moreland	169-336	.503
1965-66	26	Rod Bohman	141-266	.530
1966-67	27	Mike Wicks	76-156	.487
1967-68	26	Phil Waddell	82-175	.469

1968-69	26	Jerry Smith	162-309	.524
1969-70	23	Ron Adams	740149	.497
1970-71	26	John Nelson	132-253	.522
1971-72	25	Steve Ton	126-281	.448
1972-73	24	M. Siegwein	54-112	.482
1973-74	26	Steve Weist	173-362	.478
1974-75	24	Henry Harris	219-465	.471
1975-76	26	Chris Price	73-139	.525
1976-77	25	Craig Stahl	61-124	.492
1977-78		not available		
1978-79	26	Jeff Brudie	63-111	.568
1979-80	27	Ron Maben	70-120	.583
1980-81	29	Phil Hopson	157-247	.636
1981-82	30	Phil Hopson	158-250	.632
1982-83	29	Kelvin Smith	121-221	.548
1983-84	26	Tom Stalick	57-104	.548
1984-85	23	Ulf Spears	138-275	.502
1985-86	29	Tom Stalick	117-215	.544
1986-87	29	Brian Coleman	79-149	.530
1987-88	30	James Fitch	170-309	.550
1988-89	31	Riley Smith	185-284	.651
1989-90	31	Riley Smith	270-441	.612
1990-91	21	Keith Stewart	71-133	.534
1991-92	30	Deon Watson	125-231	.541
1992-93	31	X. Houston	91-159	.572
1993-94	28	Deon Watson	136-243	.560
1994-95	26	Harry Harrison	115-210	.548
1995-96	28	Jason Jackman	129-228	.566
1996-97	30	Eddie Turner	150-283	.530
1997-98	25	Clifford Gray	108-202	.535
1998-99	20	Devon Ford	69-131	.527
1999-00	28	Clifford Gray	106-171	.620
2000-01	27	Bret Wise	52-119	.437
2001-02	25	Moe Jenkins	94-230	.409
2002-03	28	Tyrone Hayes	125-265	.472
2003-04	30	Rashaad Powell	72-145	.497
2004-05	30	Lionel Davis	48-103	.466
2005-06	29	Mike Kale	69-152	.454
2006-07	28	David Jackson	77-171	.450
2007-08	29	Mike Kale	64-132	.485

## FREE THROW PERCENTAGE

(Min. 50 Attempts)

YEAR	G	NAME	FTM/FTA	PCT
1950-51	29	Sam Jenkins	58-82	.707
1951-52	32	Bruce McIntosh	77-105	.733
1952-53	27	Tom Flynn	66-100	.660
1953-54	23	Harlan Melton	94-113	.755
1954-55	26	Harlan Melton	112-144	.778
1955-56	16	Bill Bauscher	53-68	.779
1956-57	16	Gary Simmons	48-53	.906
1957-58	16	Gary Simmons	120-146	.822
1958-59	26	W. Coleman	84-116	.724
1959-60	26	Dale James	73-79	.924
1960-61	26	Dale James	98-118	.831
1961-62	26	Rich Porter	105-128	.820
1962-63	26	Chuck White	124-158	.785
1963-64	26	Ed Haskins	77-95	.810
1964-65	26	Jerry Skaife	91-126	.731
1965-66	26	Jerry Skaife	81-105	.771
1966-67	27	Bob Pipkin	111-145	.766
1967-68	26	Jim Thacker	126-156	.801
1968-69	25	Jim Thacker	75-91	.824
1969-70	23	Ron Adams	61-72	.847
1970-71	26	Marvin Williams	43-54	.796
1971-72	25	Steve Ton	81-120	.675
1972-73	26	Steve Ton	43-63	.683
1973-74	26	Steve Weist	52-65	.800
1974-75	26	Steve Weist	46-58	.793
1975-76	26	Ervin Brown	75-101	.743
1976-77	26	Bill Hessing	71-87	.816
1977-78	26	Dan Forge	56-66	.850
1978-79	25	Reed Jausi	57-82	.695
1979-80	27	Don Newman	125-154	.812
1980-81	24	Brian Kellerman	84-106	.792



# YEARLY LEADERS

1981-82	30	Ken Owens	153-178	.860
1982-83	29	Brian Kellerman	120-151	.795
1983-84	27	Pete Prigge	75-92	.815
1984-85	30	Chris Carey	40-51	.784
1985-86	29	Chris Carey	44-54	.815
1986-87	29	Brian Coleman	47-62	.758
1987-88	30	Kenny Luckett	88-120	.733
1988-89	31	James Fitch	80-102	.784
1989-90	31	Otis Livingston	51-73	.699
1990-91	21	Martin Cliff	64-82	.780
1991-92	22	Marvin Ricks	64-82	.780
1992-93	32	Marvin Ricks	72-87	.828
1993-94	28	Ben Johnson	46-58	.793
1994-95	27	Ben Johnson	45-56	.804
1995-96	28	Jason Jackman	81-101	.802
1996-97	30	Jason Jackman	146-177	.825
1997-98	27	Cameron Banks	65-87	.747
1998-99	20	Devon Ford	67-78	.859
1999-00	28	Clifford Gray	77-108	.713
2000-01	27	Adam Miller	46-55	.836
2001-02	28	David Howell	51-65	.785
2002-03	28	Tyrone Hayes	103-129	.798
2003-04	30	Tyrone Hayes	117-142	.824
2004-05	30	Anton Lyons	76-108	.704
2005-06	29	Keoni Watson	48-67	.716
2006-07	30	Keoni Watson	91-117	.778
2007-08	28	Jordan Brooks	107-164	.652

### 3-POINT FIELD GOALS MADE

YEAR	G	NAME	3FG	MADE
1984-85	30	Frank Garza	32	
1985-86	29	Chris Carey	34	
1986-87	30	Vinson Metcalf	41	
1987-88	30	Kenny Luckett	21	
1988-89	31	Mauro Gomes	47	
1989-90	31	Ricardo Boyd	37	
1990-91	30	Calvin Ward	53	
1991-92	31	Orlando Lightfoot	60	
1992-93	32	Marvin Ricks	73	
1993-94	28	Orlando Lightfoot	71	
1994-95	26	Mark Leslie	67	
1995-96	27	Shawn Dirden	47	
1996-97	30	Kris Baumann	57	
1997-98	26	Kris Baumann	56	
1998-99	27	Gordon Scott	70	
1999-00	27	Gordon Scott	96	
2000-01	27	Adam Miller	55	
2001-02	28	Bethuel Fletcher	50	
2002-03	28	Dwayne Williams	60	
2003-04	30	Dwayne Williams	80	
2004-05	30	Tanoris Shepard	42	
2005-06	29	Brett Ledbetter	55	
2006-07	30	Keoni Watson	70	
2007-08	27	Mike Hall	64	

### 3-POINT FIELD GOAL ATTEMPTS

YEAR	G	NAME	ATTEMPTS
1984-85	30	Frank Garza	70
1985-86	29	Chris Carey	66
1986-87	30	Vinson Metcalf	104
1987-88	30	Kenny Luckett	55
1988-89	31	Mauro Gomes	114
1989-90	31	Ricardo Boyd	110
1990-91	30	Calvin Ward	147
1991-92	31	Orlando Lightfoot	65
1992-93	32	Marvin Ricks	163
1993-94	28	Orlando Lightfoot	204
1994-95	26	Mark Leslie	163
1995-96	27	Shawn Dirden	149
1996-97	30	Kris Baumann	184
1997-98	26	Kris Baumann	140
1998-99	27	Gordon Scott	206
1999-00	28	Gordon Scott	247
2000-01	27	Adam Miller	154
2001-02	28	Justin Logan	147

2002-03	28	Dwayne Williams	169
2003-04	30	Dwayne Williams	204
2004-05	30	Tanoris Shepard	129
2005-06	29	Brett Ledbetter	152
2006-07	30	Keoni Watson	173
2007-08	27	Mike Hall	157

### 3-POINT PERCENTAGE

(Min. 15 Attempts)

YEAR	G	NAME	3M-3A	PCT
1984-85	30	Kenny Luckett	10-18	.556
1985-86	29	Chris Carey	34-66	.515
1986-87	30	James Allen	9-18	.500
1987-88	30	Kenny Luckett	21-55	.382
1988-89	17	Jerry Carter	11-25	.440
1989-90	29	Ron Shields	23-58	.397
1990-91	22	Mike Gustavel	12-26	.462
1991-92	23	Ricky Wilson	9-21	.429
1992-93	32	Marvin Ricks	73-163	.448
1993-94	28	Mark Leslie	39-107	.364
1994-95	26	Mark Leslie	67-163	.411
1995-96	28	Kris Baumann	33-100	.330
1996-97	16	Reggie Rose	55-123	.447
1997-98	26	Kris Baumann	56-140	.400
	27	Avery Curry	48-120	.400
1998-99	27	Josh Toal	30-71	.423
1999-00	28	Matt Gerschefske	31-76	.408
2000-01	27	Bret Wise	10-25	.400
2001-02	28	Bethuel Fletcher	50-132	.379
2002-03	28	Tyrone Hayes	14-36	.389
2003-04	30	Dwayne Williams	80-204	.392
2004-05	29	Dillon Higdon	31-88	.352
2005-06	29	Brett Ledbetter	55-152	.362
2006-07	30	Keoni Watson	70-173	.405
2007-08	28	Michael Crowell	62-135	.459

### ASSISTS

YEAR	G	NAME	ASSISTS
1950-51	29	Sam Jenkins	41
1951-52	32	Sam Jenkins	41
1969-70	25	Tim Cummings	72
1973-74	26	Ty Fitzpatrick	78
1974-75	26	Steve Weist	70
1975-76	26	Ervin Brown	80
1976-77	26	Bill Hessing	109
1977-78	26	Bill Hessing	145
1978-79	25	Don Newman	132
1979-80	27	Don Newman	149
1980-81	29	Ken Owens	109
1981-82	30	Brian Kellerman	133
1982-83	28	Stan Arnold	95
1983-84	27	Stan Arnold	130
1984-85	30	Teddy Noel	129
1985-86	29	Chris Carey	96
1986-87	30	James Allen	130
1987-88	30	Altonio Campbell	111
1988-89	30	Lorenzo Nash	163
1989-90	31	Otis Livingston	262
1990-91	29	Leonard Perry	99
1991-92	30	Andre Whitney	89
1992-93	32	Ricky Wilson	176
1993-94	28	Ben Johnson	118
1994-95	26	Mark Leslie	98
1995-96	26	Reggie Rose	78
1996-97	81	Derrick Elliott	81
1997-98	27	Avery Curry	75
1998-99	27	Avery Curry	124
1999-00	27	Lance Buoncristiani	73
2000-01	27	Bethuel Fletcher	83
2001-02	28	Bethuel Fletcher	74
2002-03	28	Justin Logan	108
2003-04	30	Dandrick Jones	89
2004-05	30	Tanoris Shepard	96
2005-06	29	Tanoris Shepard	106
2006-07	31	O.J. Aworo	95

2007-08	28	Jordan Brooks	132
---------	----	---------------	-----

### BLOCKED SHOTS

YEAR	G	NAME	BLOCKS
1979-80	27	Jeff Brudie	27
1980-81	29	Ron Maben	42
1981-82	30	Kelvin Smith	61
1982-83	29	Kelvin Smith	72
1983-84	18	Peter Reitz	11
1984-85	14	Steve Ledesma	16
1985-86	29	Tom Stalick	11
1986-87	29	Brian Coleman	14
	26	Tom Stalick	14
1987-88	30	Raymond Brown	36
1988-89	31	Raymond Brown	43
1989-90	31	Riley Smith	36
1990-91	30	Otis Mixon	30
1991-92	30	Deon Watson	45
	32	Frank Waters	45
1992-93	32	Deon Watson	24
1993-94	28	Deon Watson	34
1994-95	26	Harry Harrison	10
1995-96	27	Harry Harrison	12
	28	Nate Gardner	12
1996-97	19	Troy Thompson	19
1997-98	25	Clifford Gray	15
1998-99	27	Gordon Scott	14
1999-00	29	Kaniel Dickens	25
	28	Clifford Gray	25
	29	Kaniel Dickens	25
2000-01	27	Jerald "Moe" Jenkins	12
2001-02	28	Rodney Hilaire	12
2002-03	28	Tyrone Hayes	40
2003-04	30	Tyrone Hayes	23
2004-05	30	Lionel Davis	27
2005-06	29	Mike Kale	10
2006-07	22	Darin Nagle	42
2007-08	27	Darin Nagle	39

### STEALS

YEAR	G	NAME	STEALS
1979-80	27	Brian Kellerman	60
1980-81	29	Ken Owens	45
1981-82	30	Ken Owens	56
1982-83	29	Brian Kellerman	50
1983-84	27	Stan Arnold	29
1984-85	23	Ulf Spears	15
1985-86	28	Matt Haskins	34
1986-87	30	James Allen	31
1987-88	30	James Fitch	59
1988-89	31	James Fitch	50
1989-90	31	Otis Livingston	63
1990-91	30	Calvin Ward	59
1991-92	30	Andre Whitney	35
1992-93	32	Ricky Wilson	37
1993-94	28	Deon Watson	27
	28	Ben Johnson	27
1994-95	26	Mark Leslie	33
1995-96	26	Reggie Rose	45
1996-97	43	Derrick Elliott	43
1997-98	42	Avery Curry	42
1998-99	27	Avery Curry	51
1999-00	28	Gordon Scott	55
2000-01	27	Adam Miller	35
2001-02	28	Justin Logan	37
2002-03	28	Tyrone Hayes	33
2003-04	30	Tyrone Hayes	35
	30	Dandrick Jones	35
	30	Rashaad Powell	35
2004-05	30	Dandrick Jones	55
2005-06	29	Tanoris Shepard	41
2006-07	30	Keoni Watson	37
2007-08	28	Jordan Brooks	48



# YEAR-BY-YEAR RESULTS

## 1905-06 (4-3)

Coach: J.G. Griffith

W	Lewiston High School	42-9
W	Eastern Washington	39-2
L	Washington State	12-28
W	Washington State	32-10
W	Whitman	26-7
L	Washington State	16-18
L	Spokane Athletic Club	28-29

## 1906-07 (3-3)

Coach: J.G. Griffith

W	Endicott Agricultural School	76-6
W	Whitman College	26-22
L	Washington State	9-21
L	Washington State	18-21
L	Washington State	10-30

Other score not available

## 1907-08 (4-4)

Coach: George Wyman

L	Oregon	13-14
L	Whitman	16-26
W	Eastern Oregon Normal	32-8
W	Colfax High School	30-16
W	Endicott Athletic Club	76-8
L	Washington State	9-21
W	Whitman College	26-22
L	Washington State	18-21

## 1908-09 (7-10)

Coach: John Grogan

W	Washington State	19-16
L	LA Athletic Club	21-28
L	Washington State	20-21
L	Washington State	14-15
L	Whitman	15-11
L	Whitman	13-17
W	Walla Walla YMCA	22-19
W	Western Normal	28-15
L	Whitman	5-9

Other scores not available

## 1909-10 (8-9)

Coach: John Grogan

W	College of Idaho	35-21
W	Caldwell All-Stars	31-26
W	Emmett High School	30-19
W	Boise High School	25-13
L	Washington State	13-19
L	Gonzaga	16-26
W	Washington State	18-14
W	Washington	26-15
W	Oregon State	24-21
L	Oregon State	16-22
L	Oregon	13-20
W	Oregon	21-17
L	Oregon State	17-18
L	Multnomah H.S.	16-20
L	Whitman	9-28
L	Whitman	25-32
L	Whitman	20-22

## 1910-11 (10-4)

Coach: J.G. Griffith

W	Wardner High School	28-18
W	Harrison High School	33-31
W	Company "F"	28-26
L	Washington	15-24
W	Washington State	25-23
W	Washington State	20-7
L	Oregon	10-27
L	Oregon	16-21
W	Whitman	20-12
W	Whitman	27-15
W	Whitman	20-14
W	Whitman	23-14

W	Loyola A.C. (Spokane)	54-14
L	Champions of Wisconsin	15-25

## 1911-12 (1-13)

Coach: J.G. Griffith

L	Genesee	11-17
L	Washington State	5-31
L	Washington State	15-35
W	Washington State	26-13
L	Washington State	13-19
L	Washington	13-34
L	Oregon	13-30
L	Oregon State	11-30
L	Willamette	11-22
L	Oregon	10-30
L	Oregon	8-34
L	Oregon State	14-26
L	Oregon State	1-20
L	Washington	5-50

## 1912-13 (2-11)

Coach: J.G. Griffith

L	Washington State	16-20
L	Oregon	6-31
L	Oregon	15-25
W	Oregon Agricultural College	21-20
L	Washington	10-60
L	Washington	25-50
L	Oregon Agricultural College	10-12
L	Oregon Agricultural College	9-13
L	Washington	14-60
L	Washington State	10-22
L	Washington State	18-20
L	Oregon	15-19
W	Oregon	16-11

## 1913-14 (11-5)

Coach: J.G. Griffith

W	Lewis-Clark Alumni	28-16
W	Gonzaga	26-13
L	Gonzaga	15-27
W	Washington State	23-15
L	Washington State	16-21
W	Washington State	27-23
W	Whitman	30-18
W	Whitman	23-16
W	Whitman	19-12
L	Washington State	16-19
W	Washington State	22-19
W	Whitman	52-14
W	Washington State	30-27
W	Whitman	27-14
L	Washington	23-48
L	Washington	14-21

## 1914-15 (5-9)

Coach: J.G. Griffith

L	Washington State	18-28
W	Oregon State	18-13
W	Whitman	26-18
W	Whitman	27-25
L	Washington State	15-27
W	Oregon	24-22
L	Washington	22-34
L	Washington	17-29
W	Oregon State	20-19
L	Oregon	19-27
L	Whitman	32-35
L	Whitman	20-28
L	Washington State	14-28
L	Washington State	23-29

## 1915-16 (1-12)

Coach: Charles Rademacher

L	Oregon State	17-19
L	Whitman	25-38
L	Washington State	23-33
L	Washington State	15-33

L	Dallas Athletic Club	15-25
L	Willamette	16-25
L	Oregon State	14-35
W	Montana	22-18
L	Whitman	20-24
L	Whitman	22-26
L	Washington State	24-41
L	Washington State	10-41
L	Whitman	8-9

## 1916-17 (8-8)

Coach: C.S. Edmundson

W	Gonzaga	32-29
W	Lewiston Normal	61-16
L	Montana	19-21
L	Montana	21-25
L	Washington State	26-39
L	Washington State	21-36
W	Montana State	26-20
W	Whitman	44-28
W	Whitman	26-23
L	Montana	13-16
L	Whitman	32-44
W	Whitman	38-22
L	Washington State	32-44
L	Washington State	10-49
W	Whitworth	57-23
W	Montana State	32-16

## 1917-18 (12-1)

Coach: C.S. Edmundson

W	Whitman	52-26
W	Whitman	43-26
W	Montana	51-17
W	Montana	43-20
W	Washington State	46-28
W	Washington State	41-29
W	Whitman	44-39
W	Whitman	36-32
W	Washington State	39-38
W	Montana	31-25
W	Montana	30-29
L	Washington State	24-27
W	Washington State	27-14

## 1918-19 (13-2)

Coach: W.C. Bleamaster

W	Spokane University	51-19
W	Gonzaga	34-13
W	Whitman	40-30
W	Whitman	33-26
W	Walla Walla YMCA	36-31
W	Oregon State	39-13
W	Oregon State	50-11
W	Whitman	45-16
W	Whitman	59-23
W	Washington State	44-24
L	Oregon	26-27
W	Washington	31-28
W	Washington	30-23
W	Washington State	38-20
L	Washington State	26-31

## 1919-20 (14-3)

Coach: R.F. Hutchinson

L	Washington State	17-32
W	Montana	28-16
W	Montana	13-10
W	Willamette	42-21
W	Washington State	29-24
W	Willamette	31-29
W	Oregon State	30-21
W	Willamette	50-23
W	Whitman	28-12
W	Whitman	28-17
L	Montana	26-28
W	Montana	23-20
W	Potlatch	38-20
W	Potlatch	30-19

W	Washington	19-12
L	Multnomah Athletic Club	29-30
W	Willamette	31-29

## 1920-21 (15-4)

Coach: David MacMillan

L	Washington State	18-19
W	Washington State	22-14
W	Whitman	23-17
W	Whitman	30-12
W	Montana	41-13
W	Montana	22-15
W	Washington State	36-28
W	Washington State	29-25
W	Willamette	23-17
L	Oregon State	23-24
W	Oregon State	29-13
L	Oregon	19-31
W	Willamette	19-18
W	Multnomah	30-7
W	Gonzaga	41-13
W	Whitman	29-20
W	Whitman	26-15
W	Montana	42-22
L	Montana	26-38

## 1921-22 (19-1)

Coach: David MacMillan

W	Oregon	37-23
W	Oregon	46-19
W	Willamette	32-10
W	Willamette	28-19
W	Multnomah High School	45-19
W	Washington State	22-16
W	Washington State	15-13
W	Gonzaga	30-18
W	Montana	23-22
L	Montana	22-26
W	Montana	42-24
W	Montana	56-18
W	Washington	37-31
W	Washington	32-28
W	Whitman	32-16
W	Whitman	35-24
W	Whitman	31-16
W	Whitman	33-13
W	Washington State	31-21
W	Gonzaga	39-10

## 1922-23 (14-3)

Coach: David MacMillan

W	Montana	30-17
W	Montana	38-17
L	Washington	36-37
L	Oregon	35-42
W	Oregon State	23-22
W	Willamette	46-12
L	Washington State	12-20
W	Washington State	28-19
W	Washington	40-26
W	Willamette	64-23
W	Oregon	32-29
W	Oregon State	36-21
W	Washington State	24-20
W	Washington State	30-26
W	Washington	24-21
W	California	28-20
W	California	29-25

## 1923-24 (10-8)

Coach: David MacMillan

W	Montana	19-9
W	Montana	29-20
L	Oregon State	22-23
W	Washington State	21-19
L	Washington State	15-16
W	Gonzaga	26-18
W	Gonzaga	26-25
W	Washington State	38-23
L	Washington State	19-38



# YEAR-BY-YEAR RESULTS

W	Oregon	30-24
L	Washington	15-17
L	Washington	17-29
W	Willamette	35-30
L	Oregon State	16-20
W	Oregon	27-25
W	Gonzaga	43-31
L	Montana	17-36
L	Montana	20-35

## 1924-25 (11-5)

Coach: David MacMillan

W	Whitman	36-14
L	North Dakota St.	30-33
W	Gonzaga	24-19
L	Oregon State	18-19
W	Gonzaga	37-23
W	Pacific (Oregon)	35-13
L	Whitman	22-24
W	Washington	31-30
L	Oregon State	15-34
W	Montana	41-16
W	Washington	32-27
L	Oregon	24-26
W	Washington State	30-18
W	Washington State	25-9
W	Cheney Normal	37-21

Other scores not available

## 1925-26 (14-10)

Coach: David MacMillan

W	Montana State	28-24
L	Cheney Normal	32-40
L	Leavenworth	29-30
L	Leavenworth	27-33
W	Leavenworth	36-35
W	SAAC	34-28
W	Kellogg High School	50-28
W	Coeur d'Alene	49-26
W	Leavenworth	40-27
L	Leavenworth	24-31
W	Cheney Normal	24-18
W	Montana	19-18
L	Oregon	24-34
L	Oregon State	24-31
L	Oregon	17-37
W	Washington	29-26
L	Whitman	21-34
L	Montana	24-35
L	Gonzaga	21-35
W	Washington State	27-24
W	Washington	31-27
W	Oregon State	23-14
W	Whitman	41-23
W	Gonzaga	31-29

## 1926-27 (10-4)

Coach: David MacMillan

W	Montana	45-19
L	Whitman	21-26
L	Washington	23-38
W	Oregon State	29-28
L	Oregon	24-39
W	Oregon	36-35
L	Washington State	23-26
W	Gonzaga	23-19
W	Washington	24-23
W	Oregon State	24-17
W	Montana	44-29
W	Washington State	21-15
W	Whitman	27-23
W	Gonzaga	39-33

## 1927-28 (7-7)

Coach: R.A. Fox

W	Whitman	27-24
L	Oregon State	28-31
L	Oregon	23-29
L	Washington	19-27

W	Montana	48-26
W	Gonzaga	25-18
W	Washington State	35-24
L	Washington	26-34
W	Washington State	37-26
L	Oregon	23-32
W	Oregon State	22-20
L	Whitman	27-31
L	Montana	35-38
W	Gonzaga	32-21

## 1928-29 (11-10)

Coach: R.A. Fox

W	Whitman	51-40
W	Sparklers	41-16
W	Sparklers	30-26
W	Ellensburg High School	26-23
L	Ellensburg High School	28-41
L	Montana State	21-44
L	Montana State	40-54
L	Whitman	17-29
W	Sparklers	42-27
L	Gonzaga	26-28
L	Gonzaga	28-34
L	Oregon State	22-23
W	Oregon	39-35
W	Montana	33-31
W	Washington State	56-21
L	Washington	28-38
W	Washington State	38-26
L	Washington	27-39
W	Oregon	29-27
L	Oregon State	38-43
W	Montana	44-31

## 1929-30 (7-18)

Coach: R.A. Fox

L	Gonzaga	34-37
L	Gonzaga	25-40
L	Whitman	32-53
W	Whitman	31-28
W	Whitman	43-29
L	Montana	24-29
L	Montana	17-29
W	Mt. St. Charles	55-40
L	Ellensburg Normal	26-34
W	Oregon State	41-23
L	Oregon State	27-40
L	Oregon State	28-37
W	Oregon State	41-30
L	Washington	26-35
L	Washington	36-45
L	Washington	15-43
L	Washington	19-35
L	Oregon	37-40
W	Oregon	41-34
L	Oregon	30-33
L	Oregon	35-40
L	Washington State	29-36
W	Washington State	23-22
L	Washington State	23-36
L	Washington State	24-47

## 1930-31 (3-16)

Coach: R.A. Fox

W	Whitman	35-32
L	Whitman	30-34
L	Oregon State	30-52
L	Oregon State	34-41
W	Whitman	40-30
L	Washington	22-41
L	Washington	23-34
W	Washington State	30-25
L	Washington State	13-37
L	Washington State	21-31
L	Oregon	30-33
L	Oregon	34-42
L	Oregon State	24-37
L	Oregon State	40-47
L	Washington State	26-35
L	Oregon	27-33

L	Oregon	21-42
L	Washington	36-41
L	Washington	34-43

## 1931-32 (8-16)

Coach: R.A. Fox

W	Oregon	31-23
L	Oregon	29-33
L	Oregon State	31-33
L	Oregon State	28-35
L	Oregon	26-39
W	Oregon	39-19
L	Washington State	33-48
L	Washington State	15-43
L	Washington State	22-28
L	Oregon State	23-24
L	Oregon State	26-31
L	Washington	35-40
L	Washington	34-47
L	Washington State	37-48
L	Washington	36-51
L	Washington	39-44
L	Ellensburg Normal	28-36
W	Ellensburg Normal	28-22
W	Whitman	43-30
L	Whitman	31-44
W	Whitman	59-25
W	Montana	41-39
W	Montana	44-27
W	Montana	49-22

## 1932-33 (8-8)

Coach: R.A. Fox

L	Washington	26-70
L	Washington	35-60
L	Oregon State	31-32
L	Oregon State	25-29
W	Oregon	43-38
W	Oregon	40-31
W	Washington State	40-20
W	Washington State	40-38
W	Washington	47-35
L	Washington	35-36
L	Washington State	29-43
W	Washington State	35-32
L	Oregon State	26-46
W	Oregon State	30-26
W	Oregon	38-32
L	Oregon	30-34

## 1933-34 (4-12)

Coach: R.A. Fox

L	Washington	25-31
L	Washington	29-35
L	Washington	29-39
L	Washington	30-34
W	Oregon State	31-25
L	Oregon State	23-32
W	Oregon State	34-22
L	Oregon State	14-40
L	Oregon	29-43
L	Oregon	22-31
L	Oregon	30-33
L	Oregon	27-28
W	Washington State	34-28
W	Washington State	33-27
L	Washington State	26-44
L	Washington State	37-42

## 1934-35 (4-12)

Coach: R.A. Fox

W	Washington	37-36
L	Washington	24-30
L	Washington	37-40
L	Washington	32-34
L	Oregon	27-29
W	Oregon	39-21
L	Oregon	35-42
L	Oregon	29-31

L	Oregon State	18-25
L	Oregon State	18-24
W	Washington State	37-28
L	Washington State	23-34
L	Washington State	31-42
W	Washington State	30-29
L	Oregon State	24-26
L	Oregon State	35-37

## 1935-36 (4-12)

Coach: R.A. Fox

L	Oregon State	24-31
L	Oregon State	19-45
L	Oregon	29-61
L	Oregon	41-45
L	Oregon State	21-22
L	Oregon State	22-33
W	Washington State	33-30
L	Washington State	33-46
L	Washington State	23-37
W	Whitman	42-35
W	Washington	40-33
L	Washington	38-52
W	Gonzaga	55-40
L	Washington State	42-60
L	Oregon	31-41
L	Oregon	33-49

## 1936-37 (2-14)

Coach: F.F. Twogood

L	UCLA	34-45
W	UCLA	30-26
L	Washington State	26-29
L	Washington State	17-42
L	Washington State	28-35
L	Washington State	40-48
L	Oregon	29-32
L	Oregon	29-31
W	Oregon	35-31
L	Oregon	33-46
L	Washington	17-24
L	Washington	22-39
L	Washington	31-36
L	Washington	29-44

Other scores not available

## 1937-38 (12-8)

Coach: F.F. Twogood

L	Washington State	42-43
L	Washington State	25-35
L	Washington State	34-43
W	Washington State	41-31
L	Washington	28-38
W	Washington	36-33
W	Washington	41-30
W	Washington	29-35
L	Montana	32-33
L	Montana	38-47
W	Montana	55-34
W	Montana	48-34
W	Oregon	33-28
W	Oregon	35-34
L	Oregon	41-68
L	Oregon	24-41
W	Oregon State	49-23
W	Oregon State	29-26
W	Oregon State	34-32
W	Oregon State	29-22

## 1938-39 (12-19)

Coach: F.F. Twogood

W	Lewiston Normal	44-22
W	Lewiston Normal	35-28
W	Whitman	40-28
W	Cheney Normal	77-25
W	UCLA	36-29
L	USC	30-48
L	California	29-44
L	Stanford	28-33



# YEAR-BY-YEAR RESULTS

W	San Francisco	36-22
L	Utah	35-37
W	Utah	44-38
W	Montana	49-44
W	Montana	46-40
L	Gonzaga	15-25
W	Gonzaga	49-27
L	Washington	28-34
L	Washington	33-51
L	Washington	35-43
W	Washington	35-31
W	Washington State	27-18
L	Washington State	27-44
L	Washington State	35-39
L	Washington State	34-44
L	Oregon	30-38
L	Oregon	31-35
L	Oregon	28-45
L	Oregon	36-53
L	Oregon State	29-42
L	Oregon State	30-35
L	Oregon State	30-32

## 1939-40 (11-15)

**Coach: F.F. Twogood**

L	Oregon State	36-48
L	Oregon State	38-42
L	Oregon State	28-40
L	Oregon State	18-20
L	Oregon	32-44
L	Oregon	36-46
L	Oregon	31-45
L	Oregon	44-55
L	Washington State	29-37
L	Washington State	42-66
L	Washington State	37-45
W	Washington State	32-31
W	Washington	47-37
L	Washington	48-56
W	Washington	40-31
L	Washington	40-45
W	Whitman	35-32
L	Willamette	33-36
W	Cheney Normal	36-19
W	Whitman	40-32
W	Montana	38-26
L	Montana	33-34
W	Lewiston All-Stars	57-24
W	Gonzaga	37-29
W	Gonzaga	45-40
W	Montana	46-43

## 1940-41 (14-15)

**Coach: F.F. Twogood**

W	Gonzaga	47-35
W	Gonzaga	54-27
W	Gonzaga	43-33
W	Gonzaga	45-20
W	Whitworth	49-21
W	Whitworth	69-32
W	Cheney Normal	49-40
W	Bismark All-Stars	39-37
L	N. Dakota State	44-45
L	Minnesota	26-32
W	Augustana College	56-41
L	Utah	28-36
W	Boise Junior College	35-21
W	Oregon State	42-35
L	Oregon State	32-41
L	Oregon State	35-41
L	Oregon State	19-43
L	Washington	44-45
L	Washington	43-45
W	Washington	44-37
L	Washington	37-39
L	Oregon	38-52
L	Oregon	33-45
W	Oregon	39-38
W	Oregon	41-30
L	Washington State	35-37
L	Washington State	47-55
L	Washington State	34-40

L	Washington State	23-25
---	------------------	-------

## 1941-42 (12-16)

**Coach: Guy Wicks**

W	Whitman	29-23
W	Whitman	32-23
L	Cheney Normal	27-36
W	Cheney Normal	51-33
W	Missouri	40-28
W	Montana	49-28
W	Montana	41-25
L	Montana	35-55
W	Montana	42-29
L	Gonzaga	31-34
W	Gonzaga	38-35
W	Lewiston Normal	40-27
W	Washington State	30-28
L	Washington State	39-45
L	Oregon State	45-47
L	Oregon State	29-34
L	Oregon State	30-49
L	Oregon State	30-53
L	Washington	28-36
L	Washington	33-40
L	Oregon	39-53
L	Oregon	30-50
W	Oregon	38-36
L	Oregon	30-35
L	Washington State	30-41
L	Washington State	38-43
L	Washington	37-44
L	Washington	32-39

## 1942-43 (14-20)

**Coach: J.A. "Babe" Brown**

W	Whitworth	44-31
W	Lewiston Normal	38-31
W	Gonzaga	42-30
W	Lewiston Normal	43-39
W	Whitworth	31-19
L	College of Idaho	34-36
W	College of Idaho	38-27
W	Boise Junior College	47-32
W	Boise Junior College	61-41
W	South Idaho Junior College	40-24
W	South Idaho Junior College	48-32
W	Montana State	52-44
L	Montana State	37-39
W	Montana	52-37
L	Montana	30-42
W	Gonzaga	55-37
L	Cheney Normal	28-37
L	Cheney Normal	30-32
L	Oregon	41-66
L	Oregon	40-44
L	Oregon	31-34
L	Oregon	21-43
L	Washington State	46-54
L	Washington State	33-53
L	Washington State	31-63
L	Washington State	39-40
L	Washington	37-57
L	Washington	39-59
L	Washington	26-47
L	Washington	34-72
L	Oregon State	49-52
W	Oregon State	56-44
L	Oregon State	32-48
L	Oregon State	51-57

## 1943-44 (7-16)

**Coach: J.A. "Babe" Brown**

W	Lewiston Normal	53-43
L	Cheney Normal	43-51
L	Cheney Normal	33-37
L	Gonzaga	33-66
L	Whitman	25-32
L	Gonzaga	29-59
W	Whitman	33-25
L	Oregon State	34-39

L	Oregon State	34-38
L	Oregon State	29-34
L	Oregon State	48-52
W	Washington State	49-43
W	Washington State	50-42
W	Washington State	51-45
W	Washington State	46-32
L	Washington	32-64
L	Washington	55-69
L	Washington	48-63
W	Washington	55-53
L	Oregon	41-50
L	Oregon	42-78
L	Oregon	54-63
L	Oregon	48-52

## 1944-45 (13-20)

**Coach: J.A. "Babe" Brown**

L	Washington	48-51
L	Washington	41-60
W	Washington	39-34
W	Washington	36-35
L	Oregon	40-42
L	Oregon	38-41
L	Oregon	45-57
L	Oregon	45-56
L	Washington State	41-56
L	Washington State	37-43
L	Washington State	33-48
L	Washington State	30-49
L	Oregon State	35-43
W	Oregon State	32-31
L	Oregon State	28-50
L	Oregon State	33-44

Other scores not available

## 1945-46 (23-11)

**Coach: J.A. "Babe" Brown**

W	Walla Walla Air	37-35
W	Whitman	39-35
W	Walla Walla Air	50-44
W	Geiger Field	62-50
W	Gonzaga	67-38
W	Whitman	48-31
L	Farragut	54-58
W	Montana State	48-34
W	Utah State	55-33
W	Pocatello Legion	34-29
L	Idaho Southern Branch	46-47
L	Simplot-Deserets	45-58
L	Simplot-Deserets	30-46
W	Montana	57-56
W	Montana	53-46
L	Oregon	45-46
W	Oregon	55-46
W	Oregon	50-46
L	Oregon	40-43
L	Oregon State	40-49
L	Oregon State	45-49
W	Oregon State	42-37
W	Oregon State	43-38
W	Washington	50-45
L	Washington	55-67
L	Washington	51-48
W	Washington	40-38
W	Washington State	44-38
W	Washington State	57-46
W	Washington State	35-33
W	Washington State	37-35
L	California	37-52
W	California	28-23
L	California	36-55

## 1946-47 (4-24)

**Coach: Guy Wicks**

W	Whitman	34-27
W	Whitman	47-32
L	City College of New York	35-46
L	Georgetown (D.C.)	52-59
L	St. Joseph's	39-60

L	Kentucky	35-65
L	Kansas	28-42
L	Wyoming	36-55
L	Wyoming	31-36
L	Idaho Southern Branch	39-46
W	Boise Junior College	60-35
L	Santa Clara	43-44
L	Washington	41-51
L	Washington	41-62
L	Washington State	28-36
L	Washington	46-56
L	Washington	49-59
L	Oregon	46-66
L	Oregon	43-45
L	Washington State	38-56
L	Washington State	39-51
L	Oregon State	40-77
L	Oregon State	37-71
L	Oregon	41-81
L	Oregon	49-60
W	Oregon State	57-46
L	Oregon State	35-69
L	Washington State	44-64

## 1947-48 (12-18)

**Coach: Charles Finley**

W	Oregon State	47-43
L	Oregon State	39-59
L	Oregon State	45-52
L	Oregon State	45-58
W	Oregon	55-52
L	Oregon	46-61
L	Oregon	41-43
L	Oregon	40-62
L	Washington State	23-48
L	Washington State	34-58
L	Washington State	40-41
L	Washington State	35-38
L	Washington	33-51
W	Washington	43-41
L	Washington	37-77
L	Washington	45-70
W	North Idaho College	58-37
W	North Idaho College	72-29
L	Gonzaga	33-34
W	Montana State	62-44
W	Montana State	57-51
L	Eastern Washington	43-44
W	Portland University	53-39
L	Montana State	51-58
W	Montana State	NA
W	Pepperdine +	52-50
L	Marshall +	44-73
W	Brigham Young +	42-41
W	Eastern Washington	54-47
L	Gonzaga	55-61

+ Helms Foundation Invitation Tournament at Los Angeles, Calif.; UI placed third

## 1948-49 (17-15)

**Coach: Charles Finley**

L	Washington State	37-54
W	Washington State	41-32
W	Washington State	39-31
L	Washington State	37-55
L	Oregon State	31-42
L	Oregon State	52-69
W	Oregon State	51-39
L	Oregon State	35-47
L	Oregon	48-50
W	Oregon	60-52
L	Oregon	37-70
L	Oregon	50-58
W	Washington	64-47
L	Washington	47-57
W	Washington	62-55
W	Washington	59-51
L	Whitman	32-37
W	Whitman	42-28
L	Utah	39-62
W	Boise Junior College	51-35



# YEAR-BY-YEAR RESULTS

L	Utah State	37-38
L	Gonzaga	42-44
W	Whitman	43-30
W	San Jose Malsuns	52-50
L	Loyola (LA)	49-58
W	YMI (SF)	50-46
L	Portland	40-59
W	British Columbia	55-32
W	British Columbia	57-32
W	Eastern Washington	53-43
W	Eastern Washington	45-35
W	Gonzaga	45-43

## 1949-50 (15-17)

**Coach: Charles Finley**

L	Washington State	40-63
W	Washington State	51-50
L	Washington State	34-39
W	Washington State	54-45
W	Oregon	62-44
W	Oregon	44-34
W	Oregon	53-37
L	Oregon	48-54
L	Oregon State	37-48
L	Oregon State	39-51
L	Oregon State	44-48
L	Oregon State	46-60
L	Washington	43-67
L	Washington	40-44
W	Washington	57-40
W	Washington	48-45
W	Eastern Washington	60-39
L	Gonzaga	48-54
W	Portland	60-38
L	Philips Oilers	39-50
W	Seattle	54-36
L	Eastern Washington	42-63
L	Wyoming	48-58
L	Wyoming	40-58
W	Iowa	41-39
L	Drake	53-58
W	Morningside	66-49
L	Nebraska	45-66
W	Lawrence Tech	63-44
L	Duquesne	55-74
W	Gonzaga	45-35
W	Wallace Stars	69-38

## 1950-51 (15-14)

**Coach: Charles Finley**

W	Washington State	43-42
L	Washington State	40-41
L	Washington State	40-51
W	Washington State	48-46
L	Oregon State	43-51
W	Oregon State	55-38
L	Oregon State	29-34
W	Oregon State	39-31
L	Oregon	56-60
L	Oregon	56-62
W	Oregon	66-63
L	Oregon	46-47
L	Washington	59-76
W	Washington	55-50
L	Washington	40-63
L	Washington	59-76
L	LaSalle	49-60
W	Gonzaga	51-41
W	Idaho State	48-40
W	Idaho State	50-39
W	Montana	47-43
L	Montana	52-60
L	Philips Oilers	46-64
W	Gonzaga	67-44
W	Denver Chevrolet	47-44
W	Colorado A&M	60-44
W	Utah State	69-53
L	Long Island	57-59
W	St. Joseph's (PA)	64-63

## 1951-52 (19-13)

**Coach: Charles Finley**

W	Seattle	74-71
W	Gonzaga	60-57
W	Eastern Washington	68-51
W	Idaho State	49-29
W	Idaho State	40-29
W	Montana	64-58
W	Montana	64-54
L	Philips Oilers	51-87
W	Memphis State	51-48
L	Gonzaga	56-67
L	Diesel Caterpillar	43-70
W	Wyoming	58-46
L	Tulsa	75-77
L	Oklahoma A&M	42-52
W	Eastern Washington	77-64
L	Gonzaga	58-59
L	Oregon	49-56
W	Oregon	72-66
L	Oregon	60-66
W	Oregon	66-60
W	Oregon State	65-64
W	Oregon State	74-50
L	Oregon State	49-53
W	Oregon State	46-43
W	Washington	56-51
L	Washington	42-61
L	Washington	64-79
L	Washington	66-75
L	Washington State	46-62
W	Washington State	57-49
W	Washington State	57-52
W	Washington State	62-55

## 1952-53 (15-12)

**Coach: Charles Finley**

W	Fairchild AFB	52-33
W	Montana	70-50
W	Whitman	59-31
W	Gonzaga	68-57
L	Diesel Caterpillar	52-61
W	Eastern Washington	54-46
L	Washington (St. Louis)	57-61
L	Tulsa	56-66
W	W. Kentucky	75-60
W	Wyoming	66-53
L	Oklahoma A&M	49-51
W	Washington State	50-49
W	Washington State	69-51
W	Washington State	72-69
W	Washington State	75-62
L	Washington	64-76
L	Washington	58-82
W	Washington	64-61
L	Washington	52-61
L	Oregon	76-78
W	Oregon	73-57
L	Oregon	73-76
L	Oregon	69-89
W	Oregon State	65-49
L	Oregon State	55-59
W	Oregon State	64-62
L	Oregon State	52-78

## 1953-54 (15-8)

**Coach: Charles Finley**

W	Gonzaga	76-67
W	Hawaii	65-39
W	Montana	68-49
W	Montana	58-40
W	Loyola	74-48
W	Montana	66-57
L	Montana	57-60
W	Washington State	71-53
L	Washington State	61-71
W	Washington State	45-42
L	Washington State	44-56
L	Washington	59-65
L	Washington	69-70
W	Washington	74-66

W	Washington	77-76
L	Oregon	63-81
W	Oregon	60-53
W	Oregon	68-54
W	Oregon	79-65
W	Oregon State	70-65
L	Oregon State	60-65
W	Oregon	68-54
W	Oregon	79-65
W	Oregon State	70-65
L	Oregon State	60-65
W	Oregon State	70-55
L	Oregon State	53-69

## 1954-55 (8-18)

**Coach: Harlan Hodges**

L	Utah	53-83
L	Utah	54-71
L	Gonzaga	67-80
W	Utah State	90-88
W	Cal Poly	95-72
W	Montana	100-70
L	Montana	58-63
L	Washington	57-77
L	Washington State	56-64
L	Gonzaga	80-81
L	Washington State	39-53
W	Washington State	75-73
L	Washington State	60-68
W	Washington State	77-59
L	Washington	53-82
W	Washington	52-44
L	Washington	76-84
W	Washington	80-79
L	Oregon State	52-59
L	Oregon State	63-69
L	Oregon State	65-80
L	Oregon State	56-67
L	Oregon	59-82
L	Oregon	40-41
W	Oregon	65-50
L	Oregon	44-70

## 1955-56 (6-19)

**Coach: Harlan Hodges**

L	Montana	63-70
L	Montana	65-70
W	Utah State	76-71
L	Dayton	56-93
L	Kentucky	49-91
L	Missouri	57-81
L	Washington (Mo.)	62-75
W	Colorado A&M	72-62
L	Colorado A&M	58-63
L	UCLA	72-92
L	UCLA	63-78
L	Stanford	60-77
L	Stanford	62-74
L	Oregon	76-84
W	Oregon	61-59
L	USC	56-65
L	USC	59-73
L	California	44-54
L	California	58-67
L	Washington	34-46
L	Washington	63-70
W	Oregon State	58-55
L	Oregon State	59-69
W	Washington State	78-62
W	Washington State	78-71

## 1956-57 (19-16)

**Coach: Harlan Hodges**

W	Montana	72-56
W	Montana	80-71
W	Montana	57-52
W	Utah State	64-50
L	Utah State	58-61
L	Utah	53-59
L	Colorado	52-71
W	Eastern Washington	69-59

L	Colorado State	57-63
W	Colorado State	88-76
L	UCLA	63-64
L	UCLA	68-69
L	Washington	58-77
L	Washington	49-71
L	Washington State	70-73
W	Washington State	69-57
W	Oregon	64-46
L	Oregon	58-60
L	USC	88-89
L	USC	69-78
L	California	54-91
L	California	56-71
W	Oregon State	74-67
L	Oregon State	53-81
W	Stanford	60-57
L	Stanford	63-71

## 1957-58 (17-9)

**Coach: Harlan Hodges**

W	Stanford	67-52
L	USC	77-83
W	USC	81-65
L	UCLA	56-64
W	Washington State	85-67
W	Washington State	67-58
W	Oregon	81-76
L	Washington	49-56
L	Oregon	75-82
L	Oregon State	51-70
W	UCLA	73-67
L	California	62-70
W	Washington	85-63
L	Stanford	62-72
W	California	82-71
W	Oregon State	62-55
W	Montana	64-56
L	Montana State	57-69
L	Montana	60-64
W	Nevada	71-52
W	Nevada	85-48
W	Colorado State	75-61
W	Colorado State	70-49
W	Alaska	106-59
W	Utah State	64-63
W	Utah State	74-66

## 1958-59 (11-15)

**Coach: Harlan Hodges**

W	Montana	71-51
W	Colorado State	59-58
L	Colorado State	67-74
W	Montana State	73-50
W	Montana	67-59
L	Fresno State	52-55
W	Kent State	60-54
L	Utah State	63-64
L	Utah State	60-69
L	Montana State	66-68
L	UCLA	53-62
W	Stanford	36-31
L	Stanford	36-50
L	California	39-64
W	Washington State	49-42
W	Washington State	65-55
L	Oregon State	84-89
L	USC	66-67
W	UCLA	91-87
L	USC	65-69
L	Washington	60-61
L	California	46-65
L	Washington	51-74
L	Oregon State	42-46
W	Oregon	64-58
W	Oregon	81-75

## 1959-60 (11-15)

**Coach: Dave Strack**

L	Montana	67-71
---	---------	-------



# YEAR-BY-YEAR RESULTS

W	Montana	77-59
L	Washington State	55-59
L	Washington	52-56
L	Portland	64-71
L	Colorado State	46-62
W	Colorado State	66-62
W	Utah State	57-56
L	Utah State	61-73
W	Portland	63-45
L	Oregon State	48-49
W	Montana State	56-45
L	Seattle	77-78
W	Gonzaga	64-53
W	Oregon State	62-56
W	Montana State	65-63
W	Gonzaga	63-57
W	Seattle	68-56
L	Washington State	53-61
L	Washington State	69-77
L	Oregon State	53-55
L	Oregon	46-68
W	Portland	72-40
L	Washington	45-58

## 1960-61 (10-16)

<b>Coach Joe Cipriano</b>		
L	Portland	50-53
L	Montana	55-67
W	Washington State	56-55
L	Washington State	56-64
L	Michigan	57-68
L	Kent State	92-100
L	Toledo	54-60
L	Bradley	68-97
W	Portland	65-51
L	Oregon State	53-63
L	Arizona State	64-70
L	Oregon	66-68
W	Oregon	64-49
L	Montana	59-64
L	Oregon State	52-67
L	Oregon	63-67
W	Washington State	85-67
W	Seattle	89-70
W	Oregon	61-57
L	Oregon State	49-55
W	Oregon State	62-57
W	Oregon State	54-47
L	Washington State	63-77
W	Washington	70-63
W	Gonzaga	106-78
L	Washington	65-70

## 1961-62 (13-13)

<b>Coach: Joe Cipriano</b>		
W	Whitworth	67-56
W	Gonzaga	70-57
W	Montana State	70-62
L	Seattle	68-69
L	Gonzaga	63-67
L	Washington	66-75
W	Montana	81-62
W	Portland	61-50
L	Oregon State	60-71
W	Washington State	75-74
L	Montana	61-63
L	Washington State	60-65
W	Oregon	72-64
W	Oregon	80-68
L	Oregon State	59-74
L	Oregon State	68-71
W	Washington State	75-66
L	Washington State	62-63
W	Oregon	73-67
L	Oregon	64-91
W	Idaho State	70-68
W	Oregon State	52-51
L	Oregon State	50-55
W	Washington State	65-60
L	Washington	54-55

## 1962-63 (20-6)

<b>Coach: Joe Cipriano</b>			
12/3	W	Long Beach State	85-68
12/7	W	at Gonzaga	63-52
12/14	W	at Montana State	68-61
12/15	W	at Montana State (ot)	64-63
12/20	W	Washington State	94-57
12/26	L	+Oregon State	53-80
12/27	L	+Seattle	71-85
12/28	W	+Washington State	64-63
1/5	W	at Montana	75-60
1/8	W	at Washington State	75-67
1/11	W	at Oregon (ot)	62-61
1/12	W	at Oregon	81-58
1/15	W	Washington State	72-65
1/22	W	Montana	78-69
2/1	L	at Washington State	57-66
2/2	W	Idaho State	90-61
2/8	W	Oregon	79-61
2/9	W	Oregon	88-78
2/15	W	at Idaho State	83-76
2/16	W	Gonzaga (Twin Falls)	66-57
2/22	L	Seattle	72-77
2/23	W	Washington	63-56
3/1	W	Gonzaga	87-81
3/2	W	Montana State	106-79
3/8	L	at Washington	50-58
3/9	L	at Seattle	88-95

## 1963-64 (7-19; 4-6 Big Sky - 5th)

<b>Coach: Jim Goddard</b>			
12/2	W	Nevada	86-73
12/7	L	Whitworth	68-86
12/10	L	at Washington State	68-85
12/13	L	UC Santa Barbara	62-71
12/14	W	UC Santa Barbara	77-73
12/19	L	W. Washington	66-71
12/26	L	+Oklahoma City	66-104
12/27	L	+Houston	61-76
12/28	L	+Washington	69-80
1/4	L	*Gonzaga	61-69
1/9	L	at *Weber State	83-103
1/11	W	at *Idaho State	69-62
1/13	L	*Montana State	65-71
1/16	L	at *Gonzaga	65-75
1/17	L	at Seattle	65-75
1/24	L	Seattle	57-63
1/25	L	*Weber State	77-86
2/7	L	Oregon	58-61
2/8	L	Oregon	54-58
2/11	W	at Whitworth	71-57
2/15	W	*Idaho State	70-66
2/18	W	*Montana	66-64
2/21	L	at Oregon State	46-72
2/22	L	at Oregon State	62-112
2/29	L	at *Montana State	63-86
3/2	W	at *Montana	64-51

## 1964-65 (6-19; 4-6 Big Sky - 4th)

<b>Coach: Jim Goddard</b>			
12/1	W	Washington State	76-65
12/4	L	at Nevada	63-69
12/5	L	at UC Santa Barbara	68-76
12/7	L	at San Jose	67-77
12/11	L	at Oregon	53-63
12/15	L	at Washington State	70-75
12/19	L	Augsburg College	90-95
1/2	W	at *Montana	77-58
1/4	L	at *Weber State	71-105
1/9	L	at Utah	63-80
1/15	L	*Montana State	79-82
1/16	W	*Montana	91-68
1/18	L	Oregon State	48-60
1/22	L	at Seattle	72-89
1/23	L	at Washington	79-90
1/27	L	at *Montana State	64-84
2/12	W	*Gonzaga	85-65
2/13	L	Seattle	76-97
2/15	W	Hawaii	89-75
2/17	L	at *Gonzaga	61-67

2/20	L	Western Washington	64-67
2/26	W	*Idaho State	120-94
2/27	L	*Weber State	103-106
3/5	L	at *Idaho State	92-104
3/8	L	Washington	87-99

## 1965-66 (12-14; 2-8 Big Sky - 5th)

<b>Coach: Jim Goddard</b>			
12/1	W	at Oregon	86-81
12/4	W	Utah State	88-85
12/6	W	Arizona State College	122-109
12/10	W	+Portland	90-81
12/11	L	+Tennessee State	93-105
12/18	L	Denver	91-109
12/21	L	Washington State	86-101
12/27	W	• Texas Christian	96-90
12/28	L	• New Mexico	81-99
12/30	W	Portland State	98-67
1/3	W	at Portland State	107-83
1/7	L	*Weber State	96-100
1/8	W	*Idaho State	111-87
1/14	L	*Montana State	86-88
1/15	W	*Montana	90-73
1/20	L	at Washington State	91-115
1/22	L	at *Gonzaga	79-95
1/26	W	University of Redlands	106-76
2/5	W	Hawai'i	95-72
2/11	L	*Gonzaga	65-82
2/18	L	at *Weber State	98-100
2/19	L	at *Idaho State	96-114
2/25	L	at *Montana State	89-94
2/26	L	at *Montana	91-100
3/2	L	Seattle	89-99
3/7	W	at Idaho State &	116-109

## 1966-67 (13-11; 5-5 Big Sky - 3rd)

<b>Coach: Wayne Anderson</b>			
12/2	L	at Colorado State	71-96
12/3	L	at Denver	77-93
12/5	L	at Utah State	74-89
12/9	W	+Illinois State	92-89
12/10	L	+Gonzaga	66-80
12/14	W	Australian Olympic Team	69-58
12/16	W	California Western	80-69
12/17	W	California Western	74-66
12/21	W	Washington State	49-47
1/6	W	at *Montana	82-79
1/7	L	at *Montana State	76-81
1/14	W	at *Gonzaga	64-61
1/19	W	Alaska	74-49
1/28	L	at Washington State	60-73
2/2	L	*Gonzaga	62-67
2/4	W	Oregon State	57-56
2/10	L	at *Idaho State	58-69
2/11	W	at *Weber State	68-67
2/13	W	Idaho State (Boise)	71-70
2/15	L	*Montana State	72-74
2/18	W	*Montana	86-85
2/21	W	at Hawaii	69-66
2/23	L	at Hawaii All-Stars	68-69
2/24	W	at Hawaii	69-68
3/3	W	*Idaho State	67-58
3/4	L	*Weber State	70-77
3/7	L	at Seattle	60-70

## 1967-68 (15-11; 9-6 Big Sky - 2nd)

<b>Coach: Wayne Anderson</b>			
12/1	L	at Southern California	50-59
12/2	L	at UC Berkeley	55-67
12/8	W	Alaska	102-64
12/9	W	Alaska	82-64
12/12	L	Washington State	54-71
12/15	W	+Northern Arizona	77-70
12/16	L	+*Gonzaga	53-59
12/20	W	Ohio Univ.	78-64
1/6	W	*Gonzaga	74-65
1/12	W	at *Montana State	84-83
1/13	L	at *Montana State	71-87

1/15	W	at *Montana	76-69
1/26	W	San Diego	64-62
1/27	L	at Washington State	45-75
1/30	W	at Idaho State &	72-64
2/2	W	at *Gonzaga	70-65
2/9	W	*Idaho State	104-64
2/10	W	*Idaho State	84-80
2/12	W	*Weber State	71-67
2/16	L	at *Weber State	62-81
2/17	L	at *Weber State	53-74
2/19	L	at *Idaho State	67-84
2/23	W	*Montana	77-61
2/24	L	*Montana	66-75
2/26	W	*Montana State	71-61
3/2	L	at *Gonzaga	75-94

## 1968-69 (11-15; 6-9 Big Sky - 3rd)

<b>Coach: Wayne Anderson</b>			
11/30	L	at Washington State	62-87
12/6	W	Sacramento State	65-57
12/7	W	Portland State	68-55
12/13	W	St. Cloud State	48-46
12/14	W	South Dakota	58-53
12/20	L	at Washington	58-72
12/21	L	at Oregon	68-79
12/27	L	at Seattle	77-90
12/30	L	Seattle	76-82
1/4	L	Washington State	50-53
1/10	L	at *Montana	61-67
1/11	L	at *Montana	56-57
1/13	L	at *Montana State	59-63
1/23	W	Washington	66-53
1/29	L	at *Gonzaga	60-71
2/7	L	*Weber State	53-63
2/8	L	*Weber State	61-63
2/10	W	*Idaho State	60-58
2/14	L	at *Idaho State	82-88
2/15	W	at *Idaho State	69-68
2/17	L	at *Weber State	61-85
2/21	W	*Montana State	84-75
2/22	L	*Montana State	57-67
2/24	W	*Montana	75-65
3/7	W	*Gonzaga	65-52
3/8	W	*Gonzaga	82-69

## 1969-70 (10-15; 6-9 Big Sky - 4th)

<b>Coach: Wayne Anderson</b>			
12/2	L	at Washington	58-105
12/11	W	Whitworth	95-78
12/12	L	at Washington State	63-84
12/16	L	Seattle Pacific	61-66
12/19	W	at Portland State	98-86
12/22	W	Yale	64-55
12/27	L	+Oklahoma City	61-80
12/29	L	+Arizona State	81-93
12/30	W	+St. Francis	77-67
1/9	L	at *Weber State	63-83
1/10	L	at *Weber State	59-84
1/12	L	at *Idaho State	75-79
1/31	L	Washington State	48-53
2/6	L	*Idaho State	69-75
2/7	W	*Idaho State	80-68
2/9	L	*Weber State	60-67
2/13	L	at *Montana State	68-77
2/14	L	at *Montana State	62-68
2/16	L	at *Montana	64-68
2/21	L	at *Gonzaga	54-61
2/27	W	*Montana	82-65
2/28	W	*Montana	99-77
3/2	W	*Montana State	86-72
3/6	W	*Gonzaga	60-59
3/7	W	at *Gonzaga	83-73

## 1970-71 (14-12; 8-6 Big Sky - 2nd)

Coach: Wayne Anderson



# YEAR-BY-YEAR RESULTS

12/1	L	at Toledo	64-69
12/3	L	at Missouri	60-80
12/4	W	at Mankato State	73-66
12/11	L	Washington State	67-74
12/12	W	Portland State	85-81
12/18	W	Whitworth	84-56
12/19	W	Seattle Pacific	71-70
12/23	W	Washington	82-61
1/2	W	at Seattle Pacific	69-68
1/6	W	*Gonzaga	80-75
1/7	L	Puget Sound	63-77
1/9	L	at *Boise State (ot)	76-77
1/11	L	at *Idaho State	66-75
1/16	W	*Montana State	98-81
1/18	W	*Montana	82-60
1/30	L	at Washington State	70-91
2/6	L	at *Montana State	78-79
2/8	L	at *Montana	66-98
2/13	W	*Weber State	69-54
2/15	W	*Northern Arizona	87-65
2/18	L	at *Weber State	41-65
2/20	W	*Northern Arizona	75-71
2/23	L	Oral Roberts	80-94
2/27	W	*Idaho State	72-68
3/1	W	*Boise State	68-60
3/4	L	at *Gonzaga	55-79

\* Big Sky Conference game

## 1971-72 (5-20; 2-12 Big Sky – 8th)

**Coach: Wayne Anderson**

12/1	W	Whitworth	76-75
12/4	L	at Portland State	67-90
12/6	L	at Oregon State	67-84
12/10	L	Mankato State	59-74
12/13	L	Washington State	59-77
12/14	L	Puget Sound	58-64
12/17	L	+Nebraska	49-90
12/18	L	+Baylor	52-74
1/3	L	Seattle Pacific (2ot)	53-54
1/6	L	at *Northern Arizona	54-64
1/8	L	at *Weber State	50-106
1/15	L	at Washington State	60-82
1/22	W	at *Gonzaga	58-55
1/28	L	at *Montana	61-78
1/29	L	at *Montana State	70-82
2/4	L	*Montana	40-55
2/5	L	*Montana State	84-86
2/11	W	*Boise State	78-72
2/12	L	*Idaho State	61-87
2/16	W	Southern Mississippi	105-90
2/18	L	at *Idaho State	66-86
2/19	L	at *Boise State	66-84
2/25	L	*Northern Arizona	69-71
2/26	L	*Weber State	56-82
3/1	L	*Gonzaga	69-85

+Husker Classic in Lincoln, Neb.

\* Big Sky Conference game

## 1972-73 (7-19; 5-9 Big Sky – 6th)

**Coach: Wayne Anderson**

12/1	L	at UC Santa Barbara	58-83
12/2	L	at Nevada	70-78
12/5	W	Whitworth	67-52
12/8	L	Sacramento State	65-77
12/9	L	San Jose State	63-73
12/12	W	at Washington State	68-53
1/1	L	*Idaho State	55-87
1/6	W	*Boise State	72-67
1/11	W	Portland	64-52
1/13	W	at Seattle Pacific	96-74
1/15	L	at Puget Sound	36-56
1/19	L	Washington State	61-78
1/20	L	Oregon State	59-77
1/26	L	at *Montana State	71-82
1/27	L	at *Montana	50-66
2/2	L	*Montana State	71-100
2/3	L	*Montana	55-69
2/8	L	at *Weber State	57-68
2/10	L	at *North. Arizona	79-86
2/16	L	*Weber State	70-80
2/17	W	*Northern Arizona	80-73

2/19	W	Portland State	99-72
2/23	L	at *Idaho State	75-94
2/24	L	at *Boise State	73-84
3/2	L	*Gonzaga (2ot)	82-88
3/3	L	at *Gonzaga	75-85

## 1973-74 (12-14; 5-9 Big Sky – 6th)

**Coach: Wayne Anderson**

12/1	W	Doane College	85-75
12/7	W	Nevada	68-58
12/12	L	at Arizona State	71-104
12/13	L	at Arizona	80-101
12/15	W	Seattle Pacific	82-70
12/22	W	West. Washington	98-74
12/29	L	at Utah	79-116
1/4	W	*Northern Arizona	84-78
1/5	L	*Weber State	73-78
1/11	L	*Montana	68-73
1/12	L	*Montana State	61-63
1/17	W	UC Santa Barbara	80-76
1/19	L	at *Gonzaga	60-72
1/21	W	Puget Sound	74-62
1/25	L	at Portland State	70-75
1/26	L	at Portland	73-83
2/1	L	at *Montana	68-93
2/2	W	at *Montana State	77-67
2/8	W	*Boise State	71-63
2/9	W	*Idaho State	89-74
2/15	W	at *Boise State	53-51
2/16	L	at *Idaho State	60-94
2/21	L	at *Northern Arizona	70-77
2/23	L	at *Weber State	55-77
2/27	W	Washington State	74-70
3/1	L	*Gonzaga	70-72

\* Big Sky Conference game

## 1974-75 (10-16; 4-10 Big Sky – 8th)

**Coach: Jim Jarvis**

11/30	W	Puget Sound	79-76
12/6	W	Lewis Clark State	112-81
12/9	L	at San Jose State	68-75
12/11	W	+Puget Sound	70-63
12/12	L	+UC-Irvine	76-91
12/16	W	Portland	72-57
12/18	W	Cal State Chico	90-60
1/4	L	at Seattle Pacific	63-85
1/8	W	San Diego	83-64
1/10	W	*Gonzaga	63-61
1/11	L	Portland State	75-80
1/17	L	at *Gonzaga	63-73
1/18	L	at Portland State	84-110
1/24	L	at *Idaho State	66-75
1/25	L	at *Boise State	78-83
1/28	L	at Washington State	70-76
1/31	W	*Montana State	93-79
2/1	L	*Montana	63-70
2/7	L	at *Montana State	69-78
2/8	L	at *Montana	49-81
2/13	L	at *Weber State	72-81
2/15	L	at *North. Arizona	86-111
2/21	L	*Weber State	65-71
2/22	L	*No. Arizona	104-108
2/28	W	*Idaho State	70-66
3/1	W	*Boise State	74-67

+Daffodil Classic in Tacoma

\* Big Sky Conference game

## 1975-76 (7-19; 3-11 Big Sky – 8th)

**Coach: Jim Jarvis**

11/28	L	at Utah	79-99
12/1	L	San Jose State	77-94
12/3	L	at Arizona	62-88
12/5	L	at Portland	69-70
12/6	L	at Portland State	77-100
12/11	W	San Francisco State	68-65
12/19	W	Regis College	82-75
12/29	L	at Texas-El Paso	51-86
12/30	L	at Texas-El Paso	61-75
1/3	W	Seattle Pacific	64-51
1/5	W	Illinois State	61-60

1/8	L	at *Northern Arizona	62-82
1/10	L	at *Weber State	65-80
1/16	W	at *Gonzaga	60-59
1/21	L	+Washington State	67-84
1/23	L	*Gonzaga	61-70
1/30	L	at *Montana	52-77
1/31	L	at *Montana State	76-89
2/6	L	*Montana	74-81
2/7	W	*Montana State	77-75
2/13	L	*Boise State	76-78
2/14	L	*Idaho State	67-96
2/20	L	*Boise State	64-83
2/21	L	at *Idaho State	63-92
2/27	W	*Northern Arizona	87-71
2/28	L	*Montana	64-72

\*First Vandal Game Played in Kibbie Dome

\* Big Sky Conference game

## 1976-77 (5-21; 3-11 Big Sky – 8th)

**Coach: Jim Jarvis**

12/1	L	at Southern California	64-104
12/4	L	at Arizona	40-95
12/8	W	CSU-Sacramento	77-67
12/10	L	at Washington	58-76
12/11	L	at Puget Sound	61-68
12/18	L	at UNLV	78-135
12/27	L	+Utah	66-102
12/28	L	+Pepperdine	88-95
1/3	L	at Washington State^	66-80
1/7	L	*Idaho State	62-87
1/8	L	*Boise State	70-79
1/14	W	*Gonzaga	68-65
1/17	W	Portland State	93-81
1/21	L	at *Gonzaga	68-92
1/22	L	Puget Sound	74-77
1/28	L	at *Montana State	79-101
1/29	L	at *Montana	50-55
2/4	L	Montana State	79-90
2/5	L	*Montana	63-69
2/10	L	at *Weber State	52-84
2/12	W	at *North. Arizona	86-82
2/18	L	*Weber State	81-98
2/19	W	*Northern Arizona	59-58
2/21	L	at Seattle Pacific	74-75
2/25	L	at *Idaho State	60-89
2/26	L	at *Boise State	60-61

+Wolf Pack Classic in Reno, Nevada

^@ Spokane

\* Big Sky Conference game

## 1977-78 (4-22; 1-13 Big Sky – 8th)

**Coach: Jim Jarvis**

11/25	L	at New Mexico	70-120
11/28	L	at Seattle Pacific	67-77
12/5	L	Alaska-Anchorage	71-82
12/9	W	Whitworth	86-76
12/10	L	Portland State	61-66
12/13	W	Eastern Montana	79-69
12/16	L	+San Francisco	70-109
12/17	L	+Pacific	78-93
12/29	W	•Mesa	64-63
12/30	L	•Fresno State	41-59
1/6	L	*Northern Arizona	58-65
1/7	L	*Weber State	63-72
1/10	L	at Portland State	39-51
1/14	L	*Gonzaga	53-59
1/18	L	Washington State	67-69
1/27	L	*Montana	60-67
1/28	W	*Montana State	91-84
1/30	L	at *Gonzaga	72-91
2/3	L	at *Montana	68-81
2/4	L	at *Montana State	59-66
2/10	L	*Boise State	61-73
2/11	L	*Idaho State	71-73
2/17	L	at *Boise State	61-90
2/18	L	at *Idaho State	72-77
2/23	L	at *Northern Arizona	72-79
2/25	L	at *Weber State	69-86

\*Golden Gate Classic at San Francisco

\* Ski Country Classic at Grand Junction, Colo.

\* Big Sky Conference game

## 1978-79 (10-15; 4-10 Big Sky – 8th)

**Coach: Don Monson**

11/25	L	at Minnesota	57-72
11/28	W	at Whitworth	81-69
12/1	W	College of Great Falls	100-53
12/7	W	at Roosevelt	94-69
12/9	L	at Louisville	54-101
12/13	W	Augsburg College	65-48
12/16	L	at Arizona	58-69
12/22	L	+Portland State	73-82
12/23	W	+Wisc.-Milwaukee	70-56
1/2	L	at Washington State^	51-64
1/5	L	at *Montana State	63-67
1/6	L	at *Montana	49-70
1/13	L	*Gonzaga	61-66
1/19	L	*Northern Arizona	56-91
1/20	L	*Weber State	39-42
1/26	L	at *Idaho State	84-92
1/27	W	at *Boise State	69-48
2/2	W	*Montana	62-56
2/3	W	*Montana State	67-63
2/10	L	at *Gonzaga	58-65
2/11	W	Portland State	97-79
2/15	L	at *Weber State	45-56
2/17	L	at *Northern Arizona	69-82
2/23	L	*Boise State	80-95
2/24	W	*Idaho State	99-78

+Portland State Tournament

^@ Spokane

\* Big Sky Conference game

## 1979-80 (17-10; 9-5 Big Sky – 2nd)

**Coach: Don Monson**

12/1	W	Pepperdine	78-72
12/3	L	at Washington	71-80
12/7	L	+Chicago State	65-68
12/8	W	+Pepperdine	77-72
12/11	W	Whitworth	116-56
12/13	W	Seattle Pacific	99-77
12/22	W	Gonzaga	50-49
12/26	L	•Oregon State	59-100
12/28	W	•Penn State	50-46
12/29	W	•Oregon (ot)	72-69
1/2	W	Nebraska	64-55
1/4	L	at *Idaho State	57-65
1/5	L	at *Weber State	41-42
1/9	L	at Washington State	57-63
1/12	L	*Boise State (ot)	68-71
1/17	W	*Montana State	100-91
1/19	W	*Montana	63-62
1/24	W	at *Northern Arizona	72-61
1/26	L	at *Nevada	64-72
1/31	W	*Weber State	51-45
2/2	W	*Idaho State	80-50
2/9	W	at *Boise State	81-69
2/14	W	at *Montana	51-44
2/16	L	at *Montana State	74-89
2/21	W	*Nevada	89-70
2/23	W	*Northern Arizona	85-63
2/29	L	#Montana	53-63

+Malibu Classic in Malibu, Calif.

•Far West Classic in Portland, Ore.

\* Big Sky Conference game

## 1980-81 (25-4; 12-2 Big Sky – 1st)

**Coach: Don Monson**

11/29	W	at Nebraska	64-53
12/1	W	at Washington State	65-51
12/6	W	at Gonzaga	73-69</



# YEAR-BY-YEAR RESULTS

1/23	W	at *Montana	47-44
1/24	L	at *Montana State	59-68
1/29	W	*Nevada	81-76
1/31	W	*Northern Arizona	72-61
2/6	W	at *Idaho State	59-58
2/7	L	at *Weber State	49-53
2/14	W	*Boise State	70-64
2/19	W	*Montana State	73-55
2/21	W	*Montana	87-78
2/26	W	*Northern Arizona	74-65
3/6	W	#Idaho State	69-45
3/7	W	#Montana	70-64
3/13	L	\$Pittsburgh	69-70

# Oklahoma City All-College Tournament  
 \* Big Sky Conference Tournament at Moscow  
 \$ NCAA Tournament in El Paso, Texas  
 \* Big Sky Conference game

## 1981-82 (27-3; 13-1 Big Sky – 1st)

**Coach: Don Monson**

11/28	W	Doane	94-56
11/30	W	Concordia	96-47
12/2	W	at Washington	86-61
12/9	W	at Washington State	68-48
12/12	W	Western Montana	59-49
12/17	W	St. Martin's	86-53
12/19	W	at San Jose State	48-45
12/26	W	+Iowa State	88-68
12/28	W	+Oregon State	71-49
12/29	W	+Oregon	81-62
1/2	W	Gonzaga	65-57
1/7	W	at *Nevada (2ot)	72-66
1/9	W	at *Northern Arizona	59-46
1/15	W	Idaho State	73-62
1/16	W	*Weber State	59-44
1/22	W	at *Montana State	49-48
1/23	L	at *Montana	51-53
1/25	L	at Notre Dame (ot)	48-50
1/30	W	*Boise State	91-59
2/5	W	*Northern Arizona	72-60
2/6	W	*Nevada	91-79
2/12	W	at *Weber State	71-62
2/13	W	at *Idaho State	77-50
2/18	W	*Montana	71-58
2/20	W	*Montana State	77-63
2/27	W	at *Boise State	83-77
3/5	W	#Weber State	57-55
3/6	W	#Nevada	85-80
3/14	W	\$Iowa (ot)	69-67
3/18	L	\$Oregon State	42-60

\*Far West Classic in Portland, Ore.  
 #Big Sky Tournament in Moscow  
 \$NCAA Tournament in Pullman, Wash.  
 \$\$NCAA Tournament in Provo, Utah  
 \* Big Sky Conference game

## 1982-83 (20-9; 9-5 Big Sky – 3rd)

**Coach: Don Monson**

11/26	W	+Loyola Marymount	67-60
11/27	L	+Fresno State	34-38
12/1	W	Washington	51-46
12/3	W	Washington State (ot)	62-58
12/7	W	Eastern Washington	67-56
12/9	W	St. Martin's	65-44
12/18	W	UC-Irvine	84-73
12/20	W	Midwestern St.=	87-59
12/26	W	•Portland	63-57
12/28	W	•Oregon	56-53
12/29	W	•Oregon State (2ot)	42-41
1/8	W	at Gonzaga	54-51
1/13	W	at *Northern Arizona	58-55
1/15	L	at *Nevada (ot)	69-73
1/20	W	*Weber State	59-49
1/22	L	at South Carolina	54-56
1/27	L	at *Montana	49-59
1/29	W	at *Montana State	66-38
2/1	W	*Idaho State	87-70
2/5	W	at *Boise State	67-56
2/10	W	*Montana State	73-69
2/12	L	*Montana	61-80
2/17	W	*Nevada	88-78
2/19	W	*Northern Arizona	75-48

2/24	L	at *Idaho State	69-77
2/26	L	at *Weber State (ot)	47-53
3/5	W	*Boise State	86-70
3/11	L	#Nevada	73-78
3/16	L	\$Oregon State	59-77

= @ Richland  
 \*Sun Met Classic in Fresno, Calif.  
 \*Far West Classic in Portland, Ore.  
 #Big Sky Tournament in Reno, Nev.  
 \$NIT First Round in Corvallis, Ore.  
 \* Big Sky Conference game

## 1983-84 (9-19; 4-11 Big Sky – 8th)

**Coach: Bill Trumbo**

11/26	W	Pacific	103-50
11/28	L	at UC-Irvine	71-91
12/3	W	Cal State Dominguez Hills	70-53
12/5	W	Eastern Montana	75-65
12/10	L	at Washington State	69-82
12/17	L	Washington (3ot)	69-83
12/18	W	Mesa	83-67
12/22	L	at Washington	66-68
12/28	W	Eastern Washington	91-69
1/2	L	at San Diego	64-92
1/4	L	at Santa Clara	61-72
1/7	L	Gonzaga	52-59
1/12	L	at *Montana State	51-78
1/14	L	at *Montana	53-72
1/17	L	at Eastern Washington	70-77
1/21	W	*Boise State	61-57
1/26	W	*Northern Arizona	69-61
1/28	L	*Nevada	70-82
2/2	L	at *Weber State	57-82
2/4	W	*Idaho State	Forfeit
2/9	L	*Montana	56-76
2/11	L*	Montana State	56-67
2/18	L	at *Boise State	57-74
2/23	L	at *Nevada	67-74
2/25	W	at *Northern Arizona	86-78
3/1	L	*Idaho State	54-58
3/3	L	*Weber State	63-64
3/6	L	#Weber State	58-67

#Big Sky Tournament at Ogden, Utah

## 1984-85 (8-22; 1-13 Big Sky – 8th)

**Coach: Bill Trumbo**

11/23	L	at UCLA	58-87
11/25	W	at Hawaii-Hilo	71-65
11/27	L	at Hawaii-Pacific	63-66
11/30	L	Air Force	67-78
12/4	W	Washington State	77-56
12/7	W	Western Montana	94-65
12/11	W	Carroll College	74-65
12/14	L	+SMU	71-90
12/15	W	+San Diego	75-63
12/28	L	•Toledo	80-87
12/29	L	•NC-Charlotte	58-76
1/2	L	at Gonzaga	54-56
1/5	L	Santa Clara	58-74
1/11	L	*Montana State	74-79
1/12	L	*Montana	54-60
1/16	W	Eastern Washington	69-66
1/19	L	at *Boise State	68-76
1/24	L	at *Northern Arizona	71-85
1/26	L	at *Nevada	67-80
2/1	L	*Weber State	82-94
2/3	W	*Idaho State	95-69
2/8	L	at *Montana	50-71
2/9	L	at *Montana State	61-81
2/13	W	at Eastern Washington	78-75
2/16	L	*Boise State	72-74
2/22	L	*Nevada	76-87
2/23	L	*Northern Arizona	75-80
3/1	L	at *Idaho State	99-102
3/	L	at *Weber State	76-96
3/7	L	#Nevada	80-83

+SMU-Dallas Morning News Tournament  
 •Blade City Classic in Toledo, Ohio  
 #Big Sky Tournament in Boise  
 • Big Sky Conference game

## 1985-86 (11-18; 4-10 Big Sky – 8th)

**Coach: Bill Trumbo**

11/16	W	Simon Fraser	92-72
11/25	W	+Seattle	78-51
11/30	W	at Air Force	68-65
12/4	L	at Washington State	57-78
12/7	L	Eastern Washington	65-79
12/11	L	at Portland	53-54
12/14	L	at Gonzaga	61-72
12/20	W	UC Davis	77-57
12/27	L	•Indiana	57-87
12/28	L	•San Jose State	67-70
12/31	W	at San Francisco	65-60
1/4	W	at Gonzaga	61-60
1/10	L	at *Weber State	74-80
1/11	L	at *Idaho State	58-66
1/15	L	at Eastern Washington	67-79
1/18	L	*Boise State	55-61
1/24	W	*Montana	70-64
1/25	L	*Montana State	69-70
1/30	L	at *Nevada	69-82
2/1	L	at *Northern Arizona	70-72
2/7	W	*Idaho State	73-66
2/8	L	*Weber State	57-86
2/11	W	U.S. International	113-91
2/15	W	at *Boise State	61-58
2/21	W	at *Montana State	90-85
2/22	L	at *Montana	68-91
2/28	L	*Northern Arizona	58-82
3/1	L	*Nevada	70-79
3/6	L	**Montana	60-68

•Hoosier Classic in Indianapolis, Ind.  
 \*\*Big Sky Tournament in Reno, Nev.  
 \* Big Sky Conference game

## 1986-87 (16-14; 5-9 Big Sky – 5th)

**Coach: Tim Floyd**

11/14	W	Simon Fraser	96-55
11/28	W	+Eastern Washington	76-65
11/29	W	+Washington State	59-56
12/5	W	Gonzaga	62-55
12/8	L	at New Mexico	70-74
12/11	W	Eastern Oregon	85-41
12/13	W	Puget Sound	71-66
12/20	W	Portland	69-68
12/27	L	•Oregon State	58-79
12/28	L	•Washington	53-72
12/29	W	•Mississippi State (ot)	70-67
1/3	W	Hawaii-Hilo	69-63
1/5	L	Washington State (ot)	64-66
1/8	W	*Weber State	71-48
1/10	W	*Idaho State	60-54
1/14	W	at Eastern Washington	55-45
1/17	W	at *Boise State	60-50
1/22	L	at *Montana	57-74
1/24	L	at *Montana State	63-66
1/29	L	*Nevada	72-74
1/31	W	*Northern Arizona	61-57
2/5	L	at *Idaho State	41-69
2/7	L	at *Weber State	64-88
2/14	L	*Boise State	44-62
2/19	L	*Montana State (ot)	81-86
2/21	W	*Montana	102-76
2/26	L	at *Northern Arizona	62-76
2/28	L	at *Nevada	68-76
3/5	W	**Montana	63-62
3/6	L	*Idaho State	63-82

+Inland Empire Classic in Spokane  
 •Far West Classic in Portland, Ore.  
 \*\*Big Sky Tournament in Flagstaff, Ariz.  
 \* Big Sky Conference game

## 1987-88 (19-11; 11-5 Big Sky – 2nd)

**Coach: Tim Floyd**

11/27	W	+Gonzaga	64-60
11/27	W	+Washington State	53-49
11/30	W	Northwest College	111-34
12/4	L	at Sam Houston State	54-60
12/5	L	at Texas Arlington	61-73
12/8	W	Whitworth	80-46
12/11	L	•Marshall	58-65
12/12	W	•Hawaii (ot)	83-82
12/19	W	Western State	70-37

12/22	L	at Gonzaga	57-77
12/26	W	Sam Houston State	60-46
1/2	W	Texas-Arlington	71-63
1/7	W	*Northern Arizona	64-55
1/9	W	*Nevada	72-63
1/15	L	at *Boise State	44-47
1/16	W	at *Idaho State	56-52
1/21	W	at *Weber State	86-73
1/23	W	at *Montana	64-63
1/29	W	*Weber State	73-57
2/2	L	at Washington State	43-56
2/6	W	*Eastern Washington	74-64
2/11	L	*Boise State	58-68
2/13	W	*Idaho State	65-62
2/18	L	at *Nevada	52-59
2/20	L	at *Northern Arizona	61-72
2/25	W	at *Weber State	71-68
2/27	W	at *Eastern Washington	61-58
3/3	W	*Montana	83-75
3/5	L	*Montana State	65-83
3/11	L	**Montana State	46-58

+Inland NorthWest Classic (Spokane)  
 •Hawaii Early Season Tournament  
 \*\*Big Sky Tournament, Bozeman, Mont.  
 \* Big Sky Conference game

## 1988-89 (25-6; 13-3 Big Sky – T1st)

**Head Coach: Kermit Davis**

11/12	W	Simon Fraser	76-50
11/25	W	#Eastern Washington	79-54
11/26	W	#Gonzaga (ot)	80-72
11/29	W	Washington State	50-40
12/4	L	Gonzaga	63-66
12/5	W	Nebraska	83-68
12/7	W	Whitman	83-55
12/9	W	•Southern Utah	75-60
12/10	W	•Portland	66-38
12/19	W	Willamette	66-52
12/21	W	Eastern Oregon St.	99-53
12/27	L	at Southern Utah	81-82
1/5	L	at Montana (ot)*	54-62
1/7	W	at Montana State*	78-66
1/12	W	Northern Arizona*	91-51
1/14	W	Nevada*	100-69
1/20	W	at Idaho State*	67-52
1/21	W	at Weber State*	81-78
1/26	W	Weber State*	79-55
1/28	W	at Eastern Washington*	73-54
2/5	W	Eastern Washington*	87-77
2/9	W	at Northern Arizona*	72-58
2/11	L	at Nevada*	74-75
2/16	W	Montana State*	70-51
2/18	W	Montana*	92-79
2/23	L	at Boise State*	61-63
3/2	W	Boise State*	76-68
3/4	W	Idaho State*	113-70
3/10	W	**Montana	77-56
3/11	W	**Boise State	59-52
3/16	L	\$Nevada-Las Vegas	56-68

#Inland Northwest Classic in Spokane, (1st)  
 •Palouse Classic in Pullman, Wash.  
 \*\*Big Sky Tournament in Boise (1st)  
 \$NCAA Tournament in Boise  
 \* Big Sky Conference game

## 1989-90 (25-6; 13-3 Big Sky – 1st)

**Coach: Kermit Davis**

11/10	W	Simon Fraser (ot)	86-81
11/30	L	at Kansas	58-87
12/5	W	at Gonzaga	67-47
12/6	W	Whitworth	76-60
12/8	L	#Texas Southern (ot)	77-78
12/9	W	#Centenary	94-63
12/11	W	at Nebraska	79-72
12/14	W	at Washington State	56-52
12/16	W	Southern Utah	94-73
12/23	W	UC-San Diego	95-54
12/29	W	•Kent State	70-65
12/30	W	•Brooklyn College	93-62
1/4	W	at *Boise State	79-61
1/6	W	*Idaho State	97-56



# YEAR-BY-YEAR RESULTS

1/11	W	at *Montana	77-68
1/13	L	at *Montana State	82-86
1/18	W	*Nevada	92-73
1/20	W	*Northern Arizona	84-59
1/26	W	*Weber State	76-62
1/27	W	*Eastern Washington	70-51
2/1	L	at *Weber State	57-74
2/3	W	at *Idaho State	74-64
2/8	W	*Montana State	91-69
2/10	W	*Montana	75-60
2/14	W	*Boise State	74-55
2/22	W	at *Northern Arizona	64-52
2/24	L	at *Nevada (ot)	71-73
3/1	W	at *Eastern Washington	72-54
3/9	W	**Montana State	80-71
3/10	W	**Eastern Washington	65-62
3/15	L	\$Louisville	59-78

#Palouse Classic in Moscow  
 •Albertson's Classic in Boise  
 \*\*Big Sky Tournament in Boise, (1st)  
 \$NCAA Tournament, Salt Lake City  
 \* Big Sky Conference game

## 1990-91 (19-11; 11-5 Big Sky – 3rd)

<b>Head Coach: Larry Eustachy</b>			
11/14	W	Simon Fraser	88-54
11/23	L	at Alcorn State	77-79
11/24	L	at Jackson State	77-84
12/1	W	Washington State	67-60
12/4	W	Gonzaga	70-66
12/14	L	•Baylor	62-86
12/15	L	•La Salle	61-83
12/21	W	Western Oregon	71-39
12/22	W	Jackson State	73-64
12/28	L	at Nebraska	65-85
1/3	L	Nevada* (ot)	66-74
1/5	W	Northern Arizona*	90-61
1/11	W	at Idaho State*	74-69
1/12	W	at Weber State*	78-74
1/17	L	at Montana*	62-67
1/19	L	at Montana State*	64-65
1/23	W	Boise State*	60-50
1/26	W	at Eastern Washington*	72-55
2/2	W	Southern Utah	83-72
2/7	W	Weber State*	58-56
2/9	W	Idaho State*	94-81
2/14	W	at Northern Arizona*	82-67
2/16	L	at Nevada*	51-71
2/24	W	Montana State*	85-75
2/25	W	Montana*	78-68
2/28	L	at Boise State*	66-80
3/2	W	Eastern Washington*	80-65
3/7	W	Weber State**	60-54
3/9	W	Nevada***	93-74
3/10	L	Montana***	68-76

•DaiWa Tournament, Tokyo, Japan  
 \*\*Big Sky Tournament Missoula (2nd)  
 \* Big Sky Conference game

## 1991-92 (18-14; 10-6 Big Sky – 4th)

<b>Head Coach: Larry Eustachy</b>			
11/14	W	Simon Fraser State	116-101
11/29	L	!New Orleans	56-73
11/30	W	!Coastal Car(2ot)	83-77
12/1	L	!Alaska Anchorage	61-64
12/5	L	at Washington State	49-81
12/10	W	at Sacramento State (ot)	91-88
12/14	W	Alcorn State	87-75
12/22	L	at Gonzaga	62-80
12/23	W	Lewis Clark State	75-55
12/27	L	+NC A&T	70-81
12/28	L	+Toledo	52-60
1/2	L	at Nevada*	70-88
1/4	W	at Northern Arizona* (ot)	84-80
1/11	W	Boise State*	76-61
1/16	W	Idaho State*	85-75
1/18	L	Weber State*	76-80
1/23	L	at Montana*	58-73

1/25	L	at Montana State*	53-67
1/30	W	Eastern Washington*	64-54
2/4	W	Southern Utah	91-70
2/6	W	Northern Arizona*	96-84
2/8	W	Nevada*(ot)	102-86
2/15	L	at Boise State*	68-74
2/20	L	at Weber State*	59-62
2/22	W	at Idaho State*	86-74
2/27	W	Montana State*	66-63
2/29	W	Montana*	73-63
3/3	L	at Southern Utah	70-88
3/7	W	at Eastern Washington*	60-57
3/12	W	**Boise State	75-56
3/13	L	**Montana	52-69

!Great Alaska Shootout  
 +Toledo MVP Tournament  
 \*\*Big Sky Tournament at Missoula, Mont.  
 \* Big Sky Conference game

## 1992-93 (24-8; 11-3 Big Sky – 1st)

<b>Head Coach: Larry Eustachy</b>			
11/29	W	Simon Fraser	93-68
12/4	W	!Ark-Little Rock	64-54
12/5	L	!SW Missouri State	52-57
12/9	W	Washington State	65-63
12/12	L	at Oregon	61-80
12/18	W	•Georgia State	70-64
12/19	L	•Elizabeth City State	72-79
12/21	W	Gonzaga	82-64
12/23	W	Seattle University	84-41
12/28	W	\$Chaminade	84-80
12/29	L	\$San Francisco (ot)	85-86
12/30	W	\$Liberty (ot)	76-74
1/2	W	Sacramento State	81-61
1/4	W	Central Washington	89-75
1/9	W	Whitman College	80-53
1/15	W	Montana*	60-50
1/16	W	Montana State*	63-46
1/22	W	Eastern Washington*	87-63
1/28	L	at Weber State*	66-67
1/30	W	at Northern Arizona*	59-53
2/5	W	Idaho State*	97-76
2/6	W	Boise State* (2ot)	107-99
2/12	W	at Montana State*	65-63
2/13	L	at Montana*	65-68
2/17	W	at Sacramento State	76-71
2/20	W	at Eastern Washington*	82-80
2/28	W	Northern Arizona*	78-51
3/1	L	Weber State*	63-75
3/5	W	at Boise State*	67-52
3/6	W	at Idaho State*	52-43
3/12	W	**Idaho State	91-87
3/13	L	**Boise State	68-80

!Pizza Hut Classic, Springfield, Mo. (2nd)  
 •Real Dairy Classic, Boise, Idaho  
 \$Big Island Invitational, Hilo (3rd)  
 \*\*Big Sky Tournament at Moscow (2nd)  
 \*Big Sky Conference Game

## 1993-94 (18-10; 9-5 Big Sky – 3rd)

<b>Head Coach: Joe Cravens</b>			
11/26	W	Seattle University	65-59
11/29	W	Montana Tech	81-54
12/3	L	\$Miami (OH)	77-86
12/4	W	\$Colgate	75-74
12/7	L	at Washington State	51-70
12/12	W	Oregon	78-66
12/18	L	at Washington	55-71
12/21	L	at Gonzaga	69-76
12/30	L	at Southern Utah	65-70
1/3	W	at Sacramento State	66-45
1/7	W	Eastern Oregon	85-44
1/14	W	at Montana*	74-71
1/15	W	at Montana State*	82-80
1/21	W	Eastern Washington*	71-65
1/27	L	Weber State* (OT)	88-90
1/29	W	Northern Arizona* (OT)	84-82
2/4	W	at Idaho State* (3ot)	92-89
2/5	L	at Boise State*	64-67
2/11	L	Montana State*	72-74
2/12	W	Montana*	62-54
2/16	W	Sacramento State	72-47

2/19	W	at Eastern Washington*	82-64
2/24	W	at Northern Arizona*	79-73
2/26	L	at Weber State*	69-81
3/4	W	Boise State*	59-56
3/5	L	Idaho State*	63-66
3/10	W	+Montana	74-63
3/11	L	+Idaho State	66-73

\$Met Life Classic, San Francisco (2nd)  
 + Big Sky Tournament Game (@ Boise State)  
 \* Big Sky Conference game

## 1994-95 (12-15; 6-8 Big Sky – 6th)

<b>Head Coach: Joe Cravens</b>			
11/25	W	Montana Tech	69-61
11/29	W	Western Oregon	81-70
12/6	L	Gonzaga	58-64
12/10	L	at Oregon	55-82
12/16	W	Washington State	87-77
12/17	W	Southern Oregon	99-76
12/21	L	at New Mexico	54-76
12/28	L	^Washington	44-64
12/29	L	^Portland	70-74
1/4	L	at Gonzaga	55-75
1/9	W	Southern Utah	86-72
1/13	L	Idaho State*	59-69
1/14	L	Boise State*	74-79
1/17	W	Sacramento State	87-72
1/21	W	Eastern Washington*	73-62
1/26	L	at Weber State*	56-73
1/28	W	at Northern Arizona*	68-66
2/3	L	Montana*	71-76
2/4	W	Montana State*	79-70
2/11	L	at Boise State*	64-68
2/12	L	at Idaho State*	69-70
2/17	W	at Eastern Washington*	61-54
2/23	W	Northern Arizona+*	77-76
2/25	W	Weber State+*	71-70
3/3	L	at Montana State*	56-88
3/4	L	at Montana*	64-80
3/9	L	Montana State*	66-77

^University of Washington Tournament  
 \*Big Sky Conference game  
 •Big Sky Conference Tournament @ Ogden, UT  
 + at Memorial Gym

## 1995-96 (12-16; 5-9 Big Sky – 6th)

<b>Head Coach: Joe Cravens</b>			
11/22	W	St. Martin's+	86-63
12/1	L	Mississippi Valley State^	61-63
12/2	W	Troy State^	95-86
12/6	W	Washington	64-61
12/9	L	at Southern Utah	56-71
12/16	L	at Washington State	54-66
12/22	W	Rocky Mountain	100-68
12/27	W	Old Dominion\$	65-54
12/28	L	George Wash. \$(2OT)	83-84
1/6	L	at Cal Poly (OT)	84-86
1/12	L	at Idaho State*	57-74
1/13	L	at Boise State*(OT)	72-76
1/16	W	Cal Poly	94-78
1/19	W	at Eastern Washington*	75-53
1/25	W	Weber State*	86-83
1/27	W	Northern Arizona*	66-64
2/2	L	at Montana*	68-94
2/3	L	at Montana State*	70-78
2/9	L	Boise State*	53-57
2/10	L	Idaho State*	62-66
2/13	L	Washington State	59-68
2/17	W	Eastern Washington*	76-63
2/22	L	at Northern Arizona*	69-79
2/24	L	at Weber State*	75-86
2/29	L	Montana State	78-81
3/2	W	Montana*	84-75
3/7	W	Montana •	72-67
3/8	L	Montana State •	66-91

+at Memorial Gym  
 \*Big Sky Conference Game  
 ^Southeast Missouri State Tournament (3rd)  
 \$ Sacramento State Tournament (2nd)  
 • Big Sky Conference Tournament

## 1996-97 (13-17; 5-11 Big West – T5th)

**Head Coach: Kermit Davis**

11/24	L	at Purdue	63-86
11/27	W	Idaho State	69-64
11/30	L	Southwest Missouri State	71-86
12/3	L	Washington	52-68
12/5	W	Idaho State	74-72
12/8	W	Simon Fraser	85-50
12/14	L	at Washington State	57-69
12/21	W	Western Montana	87-58
12/23	W	St. Martin's	80-48
12/28	L	Liberty @	65-69
12/29	L	Eastern Michigan @	71-81
12/30	W	Hawai'i-Hilo	86-84
1/3	W	Lewis-Clark State	80-60
1/9	L	Nevada *	67-78
1/12	L	Utah State *	52-55
1/16	L	at Pacific *	54-64
1/18	L	Boise State *	57-62
1/23	L	at New Mexico State *	47-71
1/25	W	at North Texas *	68-64
1/30	W	CS Fullerton *	73-65
2/1	W	UC Irvine *	57-40
2/6	L	at UC Santa Barbara *	54-69
2/8	L	at Cal Poly *	51-72
2/11	W	Washington State	73-66
2/13	W	North Texas *	67-68
2/15	L	New Mexico State *	55-88
2/20	L	at Utah State *	58-69
2/22	L	at Nevada *	67-78
2/27	W	Long Beach State *	53-51
3/2	L	at Boise State *	53-73

\* Big West Conference game  
 @ Hawai'i Hilo Tournament

## 1997-98 (15-12; 9-7 Big West – T3rd)

<b>Head coach: David Farrar</b>			
11/21	W	Montana Tech	65-57
11/29	L	at Montana State	54-65
12/3	W	Western Montana	70-54
12/6	L	at Gonzaga	60-76
12/10	L	at Washington State	52-63
12/12	W	!SW Missouri State (ot)	74-71
12/20	W	Montana State	74-68
12/23	W	^Idaho State	83-63
12/29	L	at Memphis	58-72
1/5	W	Gonzaga	71-64
1/8	W	* UC Santa Barbara	97-70
1/10	W	* Cal Poly	102-71
1/15	W	* at CS Fullerton	76-73
1/17	L	* at UC Irvine	50-62
1/22	L	* at Nevada	64-68
1/24	L	* at Utah State	66-68
1/29	L	* Pacific	63-76
1/31	W	* Boise State	72-67
2/5	W	* North Texas	85-72
2/7	W	* New Mexico State	70-68
2/12	W	* at North Texas	100-86
2/14	L	* at New Mexico State	64-65
2/19	L	* Utah State	50-59
2/21	W	* Nevada	86-76
2/26	W	* at Long Beach	72-64
2/28	L	* at Boise State	58-72
3/6	L	# vs. Pacific	74-82

# Big West Tournament at Reno  
 \* Big West Conference game  
 ! Live on ESPN2  
 ^ at Nampa, Idaho

## 1998-99 (16-11; 11-5 Big West – 3rd)

<b>Head coach: David Farrar</b>			
11/19	W	^ Western Oregon	79-69
11/24	L	at Florida State	57-70
11/28	W	Montana	73-70
11/30	W	Western Montana	85-61
12/5	L	at Missouri	60-68
12/11	W	~ Youngstown State	68-67
12/12	L	~ Montana	60-67
12/20	L	Washington State	69-84
12/22	L	at Gonzaga	55-94
1/2	L	* Long Beach State	68-75
1/7	L	* at UC Santa Barbara	62-74
1/9	W	!* at Cal Poly	101-75
1/14	W	* Cal State Fullerton	77-62
1/16	W	* UC Irvine	67-62



# YEAR-BY-YEAR RESULTS

1/21	W	* Nevada	67-51
1/23	W	* Utah State	77-58
1/28	L	* at Pacific	59-60
1/30	W	* at Boise State	75-72
2/4	W	!! Iona	95-67
2/6	W	* at North Texas	87-77
2/8	L	* at New Mexico State	73-80
2/11	W	* New Mexico State	82-78
2/13	W	* North Texas	85-66
2/18	L	* at Utah State	67-68
2/20	W	* at Nevada	91-80
2/28	W	* Boise State	64-59
3/4	L	** Long Beach State	76-81

\*\* Big West Tournament game

\* Big West game

!! Live on ESPN

! Live on ESPN2

~ University of Montana Tournament

^ Idaho Center, Nampa, ID

## 1999-2000 (12-17; 6-10 Big West – T4th)

Head Coach: David Farrar

11/19	W	vs. Oral Roberts	71-70 (OT)
11/20	L	at Oklahoma State	50-83
11/27	L	at Washington State	65-70
11/29	L	at Eastern Washington	53-66
12/1	L	at Oregon State	49-66
12/5	W	vs. Montana	70-68 (OT)
12/10	W	vs. Robert Morris	88-68
12/11	W	at Montana	72-71
12/29	L	vs. Mississippi State	81-86
12/30	W	vs. Alaska-Fairbanks	93-68
1/4	L	Gonzaga	49-60
1/8	W	Western Montana	84-53
1/13	L	Long Beach State *	64-76
1/15	W	Pacific *	68-62
1/20	L	at UC Irvine *	67-71
1/22	L	at Cal State Fullerton *	74-82
1/27	W	Nevada *	82-74 (OT)
1/30	L	Utah State *	60-67
2/3	W	Boise State *	73-71
2/5	L	at UC Santa Barbara *	55-72
2/10	L	at New Mexico State	62-74
2/12	W	at North Texas *	88-82
2/17	L	New Mexico State *	52-57
2/19	W	North Texas *	91-72
2/24	L	at Boise State *	51-59
2/27	W	Cal Poly *	84-76
3/2	L	at Utah State	52-73
3/4	L	at Nevada	67-73
3/9	L	vs. Long Beach State !	86-97

\* Big West Conference game

! Big West Tournament game

## 2000-01 (6-21, 3-13 Big West – T8th)

Head Coach: David Farrar

11/17	L	Wisconsin-Green Bay	50-62
11/21	W	Western Montana	89-69
11/25	L	at Gonzaga	42-92
11/29	L	Washington State	57-74
12/2	L	at Saint Louis	41-80
12/5	W	St. Martin's	73-61
12/9	L	Long Beach State *	88-94 (20T)
12/14	L	at Montana	56-79
12/16	L	at Montana State	31-68
12/23	W	Montana State	76-74
12/30	L	Eastern Washington	66-73
1/2	L	at Brigham Young	47-75
1/6	L	Utah State *	58-80
1/11	L	at UC Irvine *	61-65
1/13	L	Cal State Fullerton *	53-64
1/20	W	UC Santa Barbara *	68-67
1/22	L	Pacific *	61-62
1/25	L	at Boise State *	59-80
1/27	L	at Utah State *	57-71
2/3	L	Cal Poly *	79-82 (ot)
2/8	L	at UC Santa Barbara *	67-69
2/10	L	at Long Beach State *	79-86
2/17	W	Boise State *!	70-67
2/22	L	at Cal State Fullerton *	60-63
2/24	W	at Cal Poly *	82-75
3/1	L	at Pacific *	70-76

3/3	L	UC Irvine *	80-84 (ot)
-----	---	-------------	------------

\*Big West Conference game

! Cowan Spectrum dedication

## 2001-02 (9-19, 6-12 Big West – 8th)

Head Coach: Leonard Perry

11/16	W	Montana-Western	88-72
11/24	L	at Boise State	59-68
11/28	L	Portland	66-71
12/1	L	Boise State	44-70
12/4	L	at Washington State	55-81
12/6	L	Eastern Washington	48-59
12/8	W	Montana	48-47
12/12	L	Pacific *	48-52
12/15	L	at Brigham Young	48-70
12/22	L	Cal State Northridge *	56-57
12/30	W	at Sacramento State	75-63
1/3	L	at UC Santa Barbara *	53-76
1/5	L	at Cal Poly *	57-72
1/10	W	Long Beach State *	69-67
1/12	L	UC Irvine *	54-92
1/17	W	at Cal State Fullerton *	63-59
1/19	W	at UC Riverside *	60-58
1/26	L	Utah State *	46-57
1/31	L	Cal Poly *	54-56 (OT)
2/2	W	UC Santa Barbara *	40-37
2/7	L	at UC Irvine *	38-52
2/9	W	at Long Beach State *	64-62
2/14	L	UC Riverside *	56-67
2/16	W	Cal State Fullerton *	65-63
2/23	L	at Utah State *	56-65
2/28	L	at Cal State Northridge *	46-63
3/3	L	at Pacific *	49-57
3/7	L	vs. Utah State !	41-61

\* Big West Conference game

! Big West Tournament game

## 2002-03 (13-15, 9-9 Big West – 5th)

Head Coach: Leonard Perry

11/23	W	Oregon State	76-73 (OT)
11/26	W	Montana-Western	88-60
11/30	L	at Boise State	67-75
12/4	W	Washington State	62-58
12/7	L	at Eastern Washington	62-67
12/12	L	at Montana	69-81
12/14	L	Boise State	70-75
12/21	L	Montana State	68-74
12/27	W	Sacramento State	81-62
1/2	L	at Pacific *	50-73
1/4	W	at Cal State Northridge *	73-66 (OT)
1/9	L	UC Santa Barbara *	53-62
1/11	W	Cal Poly *	66-50
1/16	L	at Long Beach State *	55-59
1/18	L	at UC Irvine *	45-58
1/23	W	Cal State Fullerton *	56-49
1/25	W	UC Riverside *	56-53
2/1	L	Utah State *	56-60
2/6	W	at Cal Poly *	68-65
2/8	L	at UC Santa Barbara *	44-52
2/13	W	Long Beach State *	75-67
2/15	L	UC Irvine *	52-65
2/20	W	at UC Riverside *	68-64
2/22	L	at Cal State Fullerton *	59-62 (OT)
3/1	W	at Utah State *	52-51
3/6	W	Pacific *	60-55
3/8	L	Cal State Northridge *	78-86 (OT)
3/13	L	Cal Poly !	50-54

\* Big West Conference game

! Big West Tournament game

## 2003-04 (14-16, 9-9 Big West – 4th)

Head Coach: Leonard Perry

11/17	W	Elon\$	84-60
11/18	L	at South Carolina\$	66-76
11/21	L	at Gonzaga	68-84
11/29	L	at Montana State	65-71
12/6	L	Boise State	69-81
12/9	W	Great Falls	81-46
12/13	L	at Boise State	64-79
12/20	L	at Washington State	55-62
12/28	W	Eastern Washington	64-60
1/3	L	at Utah State*	56-69

1/8	L	at Cal Poly*	63-87
1/10	L	at UC Santa Barbara*	47-59
1/15	W	Cal State Northridge*	74-70
1/17	L	Pacific*	62-63
1/22	W	UC Riverside (ot)*	63-57
1/24	L	Cal State Fullerton*	59-70
1/29	L	Long Beach State*	60-64
1/31	W	UC Irvine*	57-52
2/2	W	Idaho State	75-59
2/5	W	UC Santa Barbara*	57-45
2/7	W	Cal Poly*	60-44
2/12	L	at Pacific*	56-62
2/14	W	Cal State Northridge*	60-56
2/19	W	Cal State Fullerton*	66-56
2/21	W	UC Riverside*	70-65
2/26	L	at UC Irvine*	63-65
2/28	W	at Long Beach State*	60-56
3/5	L	Utah State*	60-64
3/11	W	vs. UC Riverside!	66-58
3/12	L	vs. Pacific!	61-67

\$ first round Guardians Classic at Columbia, S.C.

\* Big West Conference game

! Big West Tournament game

## 2004-05 (8-22, 6-12 Big West – 8th)

Head Coach: Leonard Perry

11/19	L	\$at Boise State	66-76
11/20	L	\$vs SE Louisiana	54-63
11/21	L	\$vs Fort Lewis (ot)	79-83
11/24	L	at Gonzaga	74-88
11/30	L	Washington State	36-37
12/4	L	Boise State	67-70
12/8	L	at Idaho State	70-74
12/11	W	Great Falls	79-47
12/18	L	at Southern Utah	53-82
12/23	W	Utah State*+	69-62
12/30	L	at Portland	66-81
1/2	W	at Eastern Washington	52-50
1/6	W	Cal Poly*	84-67
1/8	W	UC Santa Barbara*	61-50
1/13	L	at Cal State Northridge*	63-67
1/15	L	at Pacific*	53-62
1/20	W	UC Riverside*	56-54
1/22	W	Cal State Fullerton*	61-58
1/27	L	at Long Beach State*	52-53
1/29	L	at UC Irvine*	70-71
2/3	L	at UC Santa Barbara*	40-54
2/5	W	at Cal Poly*	75-63
2/10	L	Pacific*	56-78
2/12	L	Cal State Northridge*	60-56
2/17	L	at Cal State Fullerton*	74-84
2/19	L	at UC Riverside*	62-63
2/24	L	UC Irvine* (ot) +	62-67
2/26	L	Long Beach State* +	58-71
3/4	L	at Utah State*	43-65
3/9	L	vs. UC Irvine!	67-80

\$ Boise State Invitational

\* Big West Conference game

! Big West Tournament game

+ at Memorial Gym

## 2005-06 (4-25, 1-15 WAC – 9th)

Head Coach: Leonard Perry

11/18	L	at Gonzaga	60-69
11/22	L	at Washington	67-90
11/26	L	at Washington State	37-63
11/30	L	Eastern Washington	55-68
12/3	W	Southern Utah	75-60
12/7	L	Idaho State	71-78
12/10	L	Portland State	59-61
12/17	W	Eastern Oregon	77-58
12/21	W	North Dakota State	76-71
12/30	L	at Portland State	48-81
1/5	L	New Mexico State*	52-62
1/7	L	Louisiana Tech*	61-66
1/12	L	at Nevada*	44-70
1/14	L	at Utah State*	58-83
1/21	L	San Jose State*	53-57
1/24	L	at North Dakota State	64-71
1/28	L	Boise State*	68-82
1/30	L	at Fresno State*	54-89
2/2	L	at Hawai`i*	61-81

2/6	W	Fresno State*	72-61
2/9	L	at San Jose State*	61-72
2/15	L	Utah State*	42-80
2/18	L	at Montana State	69-79
2/20	L	Nevada*	68-74
2/22	L	Hawai`i*	66-70
2/25	L	at New Mexico State*	50-66
2/27	L	at Louisiana Tech*	49-74
3/4	L	at Boise State*	80-85 (20T)
3/7	L	vs. Nevada!	55-68

\* Western Athletic Conference game

! Western Athletic Conference Tournament

## 2006-07 (4-27, 1-15 WAC – 9th)

Head Coach: George Pfeifer

11/10	L	NORTH DAKOTA STATE	76-91
11/16	W	at South Dakota St.	74-66
11/19	L	MONTANA STATE	65-72
11/22	L	at Southern Utah	50-67
11/26	L	at #23 Gonzaga	51-76
11/29	L	at #11 Washington	66-87
12/02	L	SOUTHERN UTAH	50-72
12/06	L	at Idaho State	61-82
12/09	L	WASHINGTON STATE	54-66
12/16	L	at North Dakota State	59-79
12/21	L	at Eastern Washington	56-85
12/30	W	SOUTH DAKOTA STATE	72-67
1/4	L	at Fresno State*	41-60
1/6	L	at #15 Nevada*	55-81
1/11	L	NEW MEXICO STATE*	56-61
1/15	L	at Utah State*	56-74
1/18	W	HAWAI`I*	76-75
1/20	L	LOUISIANA TECH*	72-73
1/24	L	at New Mexico State*	66-84
1/27	L	BOISE STATE*	57-75
2/1	L	SAN JOSE STATE*	65-68
2/3	LOT	FRESNO STATE*	70-72
2/7	L	at BOISE STATE*	63-86
2/10	L	UTAH STATE*	66-75
2/14	L	at Louisiana Tech*	59-68
2/17	L	UC RIVERSIDE	76-81
2/22	L	#11 NEVADA*	68-84
3/1	L	at Hawai`i*	64-81
3/3	L	at San Jose State*	57-62
3/6	W	vs San Jose State!	50-49
3/8	L	vs #10 Nevada!	56-88

\* Western Athletic Conference game

! Western Athletic Conference Tournament

## 2007-08 (8-21, 5-11 WAC – 6th)

Head Coach: George Pfeifer

11/9	W	CASCADE COLLEGE	110-52
11/13	L	at #14 Gonzaga	43-80
11/16	L	at #9 Washington State	43-74
11/24	L	at UC Riverside	55-56
11/28	L	SOUTH DAKOTA STATE	58-76
12/1	L	IDAHO STATE	69-71 (OT)
12/5	L	at Central Arkansas	49-65
12/9	W	EASTERN WASHINGTON	58-49
12/15	L	at South Dakota State	59-70
12/18	W	CENTRAL ARKANSAS	80-58
12/22	L	at Arizona State	65-76
1/2	L	*NEW MEXICO STATE	68-78
1/5	L	*BOISE STATE	84-95
1/10	W	*LOUISIANA TECH	85-78
1/12	L	*at Fresno State	53-69
1/17	L	*at Nevada	61-6