

M MICHIGAN

MEN'S BASKETBALL

2013-14 Game Day Notebook

HAIL! TO THE VICTORS VALIANT | hail! to the conqu'ring heroes | HAIL! HAIL! TO MICHIGAN | The leaders and best!

MICHIGAN BASKETBALL | 2013-14

Overall: 1-0	Big Ten: 0-0	AP Poll: 7th (1,154)
Home: 1-0	Home: 0-0	Coaches Poll: 8th (544)
Away: 0-0	Away: 0-0	U-M's RPI: -
Neutral: 0-0	Neutral: 0-0	U-M's SOS: -



GAME

2

PRESEASON

Tuesday O29	CONCORDIA (EXH)	W	117-44	BTDN
Monday N4	WAYNE STATE (EXH)	W	79-60	BTN

REGULAR SEASON

Friday N8	UMASS-LOWELL (1)	W	69-42	BTDN
Tuesday N12	SOUTH CAROLINA STATE	7:01 p.m.		BTDN
Sunday	N17	at Iowa State	4:03 p.m. CST	ESPN2
Thursday	N21	vs. Long Beach State (2)	6:00 p.m. AST	ESPN2
Friday	N22	vs. Florida State/VCU (2)	6/8:30 p.m. AST	ESPN2/U
Sunday	N24	vs. TBD (2)	TBD	TBD
Friday N29	COPPIN STATE	3:00 p.m.		BTN
Tuesday	D3	at Duke (3)	9:15 p.m.	ESPN
Saturday D7	HOUSTON BAPTIST	Noon		BTN
Saturday D14	ARIZONA	Noon		CBS
Saturday	D21	vs. Stanford (4)	8:30 p.m.	FoxSports1
Saturday D28	HOLY CROSS	6:30 p.m.		BTN
Thursday	J2	at Minnesota+	6:00 p.m. CST	BTN
Sunday J5	NORTHWESTERN+ (5)	TBD		BTN
Thursday	J9	at Nebraska+	8:00 p.m. CST	ESPN/2
Tuesday J14	PENN STATE+	8:00 p.m.		BTN
Saturday	J18	at Wisconsin+	5:00 p.m. CST	ESPN
Wednesday J22	IOWA+	7:00 p.m.		BTN
Saturday	J25	at Michigan State+ (6)	7:00 p.m.	ESPN
Thursday J30	PURDUE+	9:00 p.m.		ESPN/2
Sunday	F2	at Indiana+	1:00 p.m.	CBS
Wednesday F5	NEBRASKA+	6:30 p.m.		BTN
Saturday	F8	at Iowa+	1:00 p.m. CST	ESPN
Tuesday	F11	at Ohio State+	9:00 p.m.	ESPN
Sunday F16	WISCONSIN+	1:00 p.m.		CBS
Sunday F23	MICHIGAN STATE+ (7)	Noon/6 p.m.		CBS/BTN
Wednesday	F26	at Purdue+	7:00 p.m.	BTN
Saturday M1	MINNESOTA+	6:00 p.m.		BTN
Tuesday	M4	at Illinois+	6:00 p.m. CST	ESPN
Saturday M8	INDIANA+	6:00 p.m.		ESPN

BIG TEN TOURNAMENT

TBD Seed Indianapolis, Ind. Banker's Life Fieldhouse		
Thursday M13 vs. TBD (First Round)	TBD	TBD
Friday M14 vs. TBD (Quarterfinal)	TBD	TBD
Saturday M15 vs. TBD (Semifinal)	1:40/4:05 p.m.	CBS
Sunday M16 vs. TBD (Championship)	3:30 p.m.	CBS

NCAA TOURNAMENT

(if selected) TBD Seed Final Four: Arlington, Texas AT&T Stadium	
Sunday M16 Selection Sunday	CBS
Tue-Wed. M18-19 First Four	truTV
Thu-Sun. M20-23 Second & Third Rounds	truTV TBS TNT CBS
Thu-Sun. M27-30 Regional Rounds	TBS CBS
Saturday A5 Final Four	TBS
Monday A7 National Championship	CBS

- (1) U-M 2013 Final Four banner presentation
- (2) Puerto Rico Tip-Off, San Juan, Puerto Rico (Coliseo Roberto Clemente)
- (3) Big Ten/ACC Challenge, Durham, N.C. (Cameron Indoor Stadium)
- (4) Brooklyn Hoops Holiday Invitational, Brooklyn, N.Y. (Barclays Center)
- (5) TV game time determined no later than Monday, Dec. 30, 2013, due to NFL Playoffs
- (6) ESPN College GameDay, East Lansing, Mich. (Breslin Center)
- (7) TV game time determined no later than Monday, Feb. 3, 2014

#7/8 MICHIGAN wolverines (1-0; 0-0 Big Ten) vs. SOUTH CAROLINA STATE bulldogs (1-1; 0-0 MEAC)

TODAY'S GAME

- **Date:** Tuesday, November 12, 2013
- **Tip Off:** 7:01 p.m.
- **Location:** Ann Arbor, Mich.
- **Arena:** Crisler Center (12,707)
- **TV Broadcast:** BTDN, U-M Student U
- **TV Crew:** Jay Sarkar (p-by-p), Ryan Kasoff (analyst) & Maggie Davis (sideline)
- **U-M Radio:** Detroit: WWJ (950 AM) | Ann Arbor: WWWW (102.9 FM)
- **U-M Radio Crew:** Matt Shepard (p-by-p) & Terry Mills (analyst)
- **Satellite Radio:** Sirius, 93 (U-M Broadcast) | XM, n/a
- **Internet All-Access, Information, Stats & Audio:** mgoblue.com



INSIDE THE GAME

- **Michigan Coach:** John Beilein | 123-85 (7th season) | 674-403 (36th season)
- **South Carolina State Coach:** Murray Garvin | 3-8 (2nd season) | 62-22 (4th season)
- **Series History:** First series meeting between Michigan and South Carolina State

ABOUT THE OPPONENT

- South Carolina State comes to Ann Arbor with a 1-1 record after an 85-69 opening loss at Marshall and 59-55 overtime victory over St. Andrews in the Bulldogs home opener.
- Matthew Hezekiah leads the Bulldogs scoring 18.0 points a game as he has gone 16-for-23 from the field (69.6 percent), while Adama Adams has averaged 10.5 points in the opening two games, going 4-for-7 from long range.
- South Carolina State has shot 43.5 percent (20-for-46) from the free throw line in two games.
- South Carolina State Coach Murray Gavin took over as head coach last February after the previous head coach resigned. He has coached 11 total games as the Bulldogs head coach.
- South Carolina State returns four starters from a year ago.
- South Carolina State finished last season with a 6-24 (2-14 MEAC) record, tied for 12th in the conference.
- Matthew Hezekiah earned second-team all-conference honors last season, while Darryl Palmer made the MEAC all-rookie team last season.

THINGS TO KNOW

- Michigan plays its second home game against South Carolina State (Tuesday, Nov. 12) before heading out on the road playing five of its next six games away from Ann Arbor.
- Michigan will head to Iowa State (Sunday, Nov. 17) in a return game of a two-year contract, before going to the Puerto Rico Classic (Nov. 21-24) for three games. After playing Coppin State (Friday, Nov. 29) the day after Thanksgiving, U-M will go to Duke (Tuesday, Dec. 3) for its Big Ten/ACC Challenge match-up.
- For the season opener, Michigan went with a starting lineup of: Derrick Walton Jr., Caris LeVert, Nik Stauskas, Glenn Robinson III and Jon Horford.
- All six freshmen saw game action, including the first career start for Derrick Walton Jr.; Zak Irvin, Sean Lonergan, Andrew Dakich, Cole McConnell and recent walk-on addition Brad Anlauf came off the bench.

THE LAST TIME OUT


- Michigan opened its 2013-14 season with a 69-42 victory over UMass-Lowell at Crisler Center. The game featured a pregame ceremony where U-M raised its 2013 Final Four banner.
- Michigan got off to a slow start shooting just 26.1 percent from the field and saw the game tied, 23-23, at halftime. After UMass Lowell hit the first shot of the second half, Michigan opened things up with a 21-0 run to create a comfortable lead. The Wolverines went on to outscore the River Hawks 46-19 in the second half.
- Caris LeVert led three Wolverines in double figure scoring with a career-best 17, while Glenn Robinson III had 15 and Zak Irvin came off the bench with 10.
- Jon Horford led the Michigan rebounding effort, pulling down a career-high 12 of Michigan's 39 team boards to go with his five points.

website/mgoblue.com | twitter/@umichbball | facebook/MichiganBasketball | instagram/@umichathletics

Michigan Basketball Contact: Tom Wywrot, Associate Director | Email: twywrot@umich.edu | Office: (734) 647-1268 | Cell: (734) 320-1148

Broadcast Information

#1 | GLENN ROBINSON III
Sophomore | Forward | 6-6 | 220 | St. John, Ind.



- Explosive to the rim, high flyer, known as one of the most prolific dunkers in the nation
- Moving to the perimeter, but will also see time as the four-man
- Looks to create shot either on the perimeter or by driving to the basket
- Gym rat who is constantly in the gym working on his overall game
- Developing his voice, allowing him to become more vocal on the floor and as a team leader
- Absolute film junkie who is always asking to watch extra film to learn how to break down other team
- Earned the nickname "Light Rob" by U-M's DOBO Pete Kahler for his efficient play
- Quiet, confident and very friendly demeanor off the court
- Son of former Purdue All-American and NBA 11-year veteran Glenn "Big Dog" Robinson

GP/GS	1/1
Points	15.0
Rebounds	7.0
Assists	4.0
Blocks	0.0
Steals	3.0
Minutes	36.0

#2 | SPIKE ALBRECHT (*pronounced: ALL-breckt*)
Sophomore | Guard | 5-11 | 175 | Crown Point, Ind.



- Made a national name for himself in the 2013 national title game against Louisville with 17 first half points, including going 4-for-4 from long range
- Ultimate team player who never worries about his role or statistics
- Very strong basketball IQ and quick learner
- Tremendous court vision and skilled passer
- Ability to create shot going to the basket
- Possesses NBA range
- Tough, Midwest kid
- Loves spending pregame talking with little kids
- Earned nickname "Spike" by wearing his baseball spikes everywhere as a kid to show his parents how badly he wanted to play
- Played in NESPAC League along with U-M teammates Mitch McGary (Brewster Academy) and Nik Stauskas (St. Mark's)
- Brother, Stephen, played collegiate basketball at Brown

GP/GS	1/0
Points	5.0
Rebounds	1.0
Assists	1.0
Blocks	0.0
Steals	0.0
Minutes	12.0

#4 | MITCH MCGARY
Sophomore | Forward | 6-10 | 255 | Chesterton, Ind.



- Exploded onto national scene as a result of his performances throughout the 2013 NCAA Tournament
- Blue-collar, gritty player that plays with high-energy and a ton of enthusiasm
- U-M's Fuel -- team feeds off his positive attitude and high energy
- Big, physical body with deceptively quick feet for a player his size
- Slowed in the preseason by a lower back condition, day-to-day
- Developed solid mid-range game, making him more versatile on the offensive end
- "Glass Cleaner" who is one of U-M's top rebounders
- Loves to speak with student fans and little kids, as well as do community work
- Continues to work with Coach Beilein, shooting 100 jumpers from all different angles down low
- Nicknamed "The Monster"

GP/GS	0/0
Points	0.0
Rebounds	0.0
Assists	0.0
Blocks	0.0
Steals	0.0
Minutes	0.0

#5 | ANDREW DAKICH (*pronounced: dock-itch*)
Freshman | Guard | 6-2 | 185 | Zionsville, Ind.



- Hard working guard who is the leader of U-M's scout team
- Son of ESPN analyst, radio personality and former Indiana player Dan Dakich -- possesses a great basketball IQ
- Vocal leader as a freshman
- AAU Teammate (Indiana Elite) with current U-M teammate Mark Donnal
- Best golfer on the team

GP/GS	1/0
Points	0.0
Rebounds	0.0
Assists	0.0
Blocks	0.0
Steals	0.0
Minutes	2.0


#10 | DERRICK WALTON JR.
Freshman | Guard | 6-1 | 185 | Harper Woods, Mich.



- Possesses a high basketball IQ due to growing up as a coach's son
- Played for father, Derrick Walton, at Chandler Park Academy
- Outstanding court vision and strong passer
- Versatile scorer who can create off the dribble or knock down long range bucket
- Roommates with Zak Irvin
- Three-time Class B All-State first team selection
- Michigan's 2013 Gatorade Player of the Year
- Scored over 2,000 career points in high school
- As a senior averaged 26.1 points, 7.3 rebounds, 7.0 assists, 7.3 steals per game
- Wears No. 10 in honor of his friend Dorian Dawkins, who passed away in 2009

GP/GS	1/1
Points	6.0
Rebounds	4.0
Assists	4.0
Blocks	0.0
Steals	3.0
Minutes	27.0


#11 | NIK STAUSKAS (*pronounced: STOWS-kiss*)
Sophomore | Guard | 6-6 | 205 | Mississauga, Ontario, Canada



- Added over 16 pounds after staying in Ann Arbor this summer, along with Caris LeVert, to train with U-M's strength and conditioning coach Jon Sanderson at what was deemed "Camp Sanderson"
- Deadly shooter from long range and set U-M freshman three-point field goals record with 80
- Will look to create and penetrate more this season
- Skilled passer who is looking to create opportunities for teammates
- Extremely confident and even-keeled player who stays poised and never gets too high or too low
- Gym rat who is always working to get better despite outcome of game or personal performance, a true student of the game
- U-M's resident expert on the NBA, especially anything dealing with LeBron James
- Nickname is "Tube" for the You Tube videos he posts of his three-point shooting at his home court that his father, Paul, built for him

GP/GS	1/1
Points	9.0
Rebounds	1.0
Assists	2.0
Blocks	0.0
Steals	0.0
Minutes	25.0

#12 | COLE MCCONNELL
Freshman | Guard | 6-5 | 200 | Atherton, Calif.



- Preferred walk-on
- Left-handed
- Possesses long range shooting ability
- Team comedian
- Has taken over the team's player blog, penning "Cole's World" for mgoblue.com
- Played at Sacred Heart Prep before playing a post-graduate year at New Hampton Prep [N.H.]
- Has twin brothers, Reed, who is a member of the UC Irvine basketball team, and Will, who played two seasons at Dartmouth

GP/GS	1/0
Points	0.0
Rebounds	0.0
Assists	0.0
Blocks	0.0
Steals	0.0
Minutes	2.0

#14 | BRAD ANLAUF (*pronounced: ann-loff*)
Sophomore | Forward | 6-4 | 195 | Hinsdale, Ill.




- Walk-on with the U-M football team, who decided to leave the program after being invited to join U-M basketball team following U-M's open walk-on tryouts
- Redshirted freshman season with U-M football, playing as wide receiver
- Will be a member of U-M's Scout Team
- Father, Joe, played tennis at UCLA, and mother, Karen, ran track at Michigan.
- Grandson of Will Perry, who worked 26 years in the Michigan Athletic Department -- sports information (12 years) and administration (14 years)

GP/GS	1/0
Points	0.0
Rebounds	0.0
Assists	0.0
Blocks	0.0
Steals	0.0
Minutes	2.0

Broadcast Information

#15 | JON HORFORD

Redshirt-Junior | Forward | 6-10 | 250 | Grand Ledge, Mich.



- One of two upperclassmen along with roommate Jordan Morgan
- Grown into one of U-M's leaders and is very vocal on the floor
- Athletic and versatile for a big man and will look to go inside/outside
- Extremely hard worker who is always in the gym working on game
- Great teammate who continues to bring positive energy every day, despite injuries
- Known for doing the little things not seen on the stat sheet
- Deep thinker and free spirit and is always quoting famous philosophers
- Avid music fan with an eclectic taste in music
- Avid hacky-sack player, known to carry one with him at all times
- Loves to cook and experiment with new recipes, with specialty being soup
- Older brother, Al, currently plays in the NBA for the Atlanta Hawks.
- Father, Tito, played three seasons in the NBA

GP/GS	1/1
Points	5.0
Rebounds	12.0
Assists	1.0
Blocks	1.0
Steals	1.0
Minutes	22.0

#20 | SEAN LONERGAN

Freshman | Guard | 6-5 | 190 | Fisher, Ind.



- Great understanding of the game with a high basketball IQ
- Deceptive athleticism
- Continues to work on overall game and adjust to college level
- Hard worker who continues to give 100 percent in all practices
- Discovered at a summer pick-up game by Spike Albrecht
- Originally was going to enroll at Indiana before electing to come to Michigan and walk on to the basketball team

GP/GS	1/0
Points	0.0
Rebounds	2.0
Assists	0.0
Blocks	1.0
Steals	0.0
Minutes	2.0

#21 | ZAK IRVIN

Freshman | Guard | 6-6 | 200 | Fishers, Ind.



- Great understanding of the game with a high basketball IQ
- Possesses inside/outside game
- Strong threat from long range
- Embraces defense
- Ultimate competitor
- Indiana's 2013 Gatorade Player of the Year and 2013 Mr. Basketball
- Former high school teammate of Michigan State's Gary Harris at Hamilton Southeastern (Fishers, Ind.)

GP/GS	1/0
Points	10.0
Rebounds	0.0
Assists	0.0
Blocks	0.0
Steals	0.0
Minutes	17.0

#23 | CARIS LEVERT (*pronounced: Karris | la-VERT*)

Sophomore | Guard | 6-6 | 185 | Pickerington, Ohio



- Added over 27 pounds after staying in Ann Arbor this summer, along with Nik Stauskas, to train with U-M's strength and conditioning coach Jon Sanderson at what was deemed "Camp Sanderson"
- Grown almost two inches since arriving in Ann Arbor
- Strong defender who uses length to help with defensive pressure
- Explosive player with ability to create his own opportunities off the dribble
- Strong passer and possesses long-range shooting ability
- Extremely competitive and loves challenging teammates to 1-on-1 before or after practice
- Originally signed to play at Ohio University but re-opened recruitment after head coach John Groce left for Illinois
- Nickname is "Baby Durant"
- Third cousin to Eddie LeVert of the O'Jays -- "Love Train" and "For the Love of Money" -- theme song for "The Apprentice"

GP/GS	1/1
Points	17.0
Rebounds	5.0
Assists	1.0
Blocks	0.0
Steals	2.0
Minutes	35.0

#34 | MARK DONNAL (*pronounced: DON-elle*)

Freshman | Forward | 6-9 | 230 | Monclova, Ohio



- Potential redshirt candidate
- Possesses inside/outside game
- Is a threat from long range
- Physical player down low who is one of U-M's top post defenders
- Quiet personality but is known for his comedy in the locker room
- Working on overall strength and lateral quickness with U-M strength and conditioning coach Jon Sanderson
- Brother, Andrew, is a junior offensive lineman at Iowa

GP/GS	0/0
Points	0.0
Rebounds	0.0
Assists	0.0
Blocks	0.0
Steals	0.0
Minutes	0.0

#44 | MAX BIELFELDT (*pronounced: BEEL-felt*)

Redshirt-Sophomore | Forward | 6-7 | 245 | Peoria, Ill.



- Big, strong four-man who has shown the ability to score inside, as well as from long range
- Strong rebounder
- Comes off the bench in the low post rotation
- Nickname is "Moose"
- Played with Spike Albrecht, Glenn Robinson III and Mitch McGary on AAU's SYF coached by Wayne Brumm

GP/GS	1/0
Points	0.0
Rebounds	2.0
Assists	0.0
Blocks	0.0
Steals	0.0
Minutes	6.0

#52 | JORDAN MORGAN

Fifth-Year Senior | Forward | 6-8 | 250 | Detroit, Mich.



- One of two upperclassmen, along with roommate Jon Horford
- Sometimes is the forgotten man and not often talked about, but plays a key role in the high-post, around the rim and defensively
- Durable and reliable, starting 95 of 106 career games
- Veteran big man and the vocal leader
- Weight room junkie who continues to worked very hard to transform body throughout career with help of U-M strength & conditioning coach Jon Sanderson
- Takes pride in rebounding ability to give team extra possessions
- Earned his undergraduate degree from U-M's College of Engineering in Industrial and Operations Engineering and is pursuing his masters in manufacturing
- Aspires to play professional basketball and, following his career, return to Michigan and open his own business to help the city of Detroit

GP/GS	1/0
Points	2.0
Rebounds	3.0
Assists	0.0
Blocks	0.0
Steals	1.0
Minutes	12.0

HC | JOHN BEILEIN (*pronounced: bee-line*)

Seventh Season | 123-85 at U-M | 674-403



- In his 36th season as a head coach, including his seventh with the Wolverines -- he has always been a head coach, never serving as an assistant in his career
- Known for running one of the most complex offensive and defensive systems in the country
- High character individual that focuses on building his program around its five core values -- integrity, unity, passion, diligence and appreciation
- Recorded a career-best 31 wins during the 2012-13 season, including his best-ever start at 16-0
- Led Michigan to four 20-plus win seasons and four NCAA Tournament berths
- Helped lead Michigan to the 2013 Final Four and national title game for the first time in 20 years

2013-14 Michigan Basketball Roster

Michigan Basketball: 2013-14

No.	Wolverine	Pos.	Hgt.	Wgt.	Class	Hometown (High School/Prep)	Pronunciation Guide
1	Glenn Robinson III	F	6-6	220	So.	St. John, Ind. (Lake Central HS)	
2	Spike Albrecht	G	5-11	175	So.	Crown Point, Ind. (Northfield Mount Hermon [Mass.])	"ALL-breckt"
4	Mitch McGary	F	6-10	255	So.	Chesterton, Ind. (Brewster Academy [N.H.])	
5	Andrew Dakich	G	6-2	185	Fr.	Zionsville, Ind. (Zionsville Community HS)	"DOCK-itch"
10	Derrick Walton Jr.	G	6-1	185	Fr.	Harper Woods, Mich. (Chandler Park Academy)	
11	Nik Stauskas	G	6-6	205	So.	Mississauga, Ontario, Canada (St. Mark's School [Mass.])	"STOWS-kiss" (rhymes with now)
12	Cole McConnell	G	6-5	200	Fr.	Atherton, Calif. (New Hampton School [N.H.])	
14	Brad Anlauf	F	6-4	195	So.	Hinsdale, Ill. (Hinsdale Central HS)	"ann-loff"
15	Jon Horford	F	6-10	250	R-Jr.	Grand Ledge, Mich. (Grand Ledge HS)	
20	Sean Lonergan	G	6-5	190	Fr.	Fishers, Ind. (Fishers HS)	
21	Zak Irvin	G	6-6	200	Fr.	Fishers, Ind. (Hamilton Southeastern HS)	
23	Caris LeVert	G	6-6	185	So.	Pickerington, Ohio (Central HS)	"Karras" "la-VERT"
34	Mark Donnal	F	6-9	230	Fr.	Monclova, Ohio (Anthony Wayne HS)	"DON-elle"
44	Max Bielfeldt	F	6-7	245	R-So.	Peoria, Ill. (Peoria Notre Dame HS)	"BEEL-felt"
52	Jordan Morgan	F	6-8	250	5th-Sr.	Detroit, Mich. (University of Detroit Jesuit)	


Head Coach: John Beilein | Pronunciation "bee-line"

Assistant Coaches: Jeff Meyer, Bacari Alexander & LaVall Jordan

Director of Program Personnel: C.J. Lee

Director of Basketball Operations: Pete Kahler | **Video Analyst:** Will Vergollo | **Graduate Manager:** Kyle Barlow

Strength & Conditioning: Jon Sanderson | **Athletic Trainer:** John DoRosario




GLENN ROBINSON III
#1 Sophomore Forward




SPIKE ALBRECHT
#2 Sophomore Guard



MITCH MCGARY
#4 Sophomore Forward



ANDREW DAKICH
#5 Freshman Guard



DERRICK WALTON JR.
#10 Freshman Guard



NIK STAUSKAS
#11 Sophomore Guard



COLE MCCONNELL
#12 Freshman Guard



BRAD ANLAUF
#14 Sophomore Forward




JON HORFORD
#15 R-Junior Forward




SEAN LONERGAN
#20 Freshman Guard



ZAK IRVIN
#21 Freshman Guard



CARIS LEVERT
#23 Sophomore Guard



MARK DONNAL
#34 Freshman Forward



MAX BIELFELDT
#44 R-Soph. Forward



JORDAN MORGAN
#52 5th-Senior Forward



JOHN BEILEIN
HC Head Coach

Game Notes

QUICK FACTS

Name of School:	University of Michigan
City/Zip:	Ann Arbor, Mich. 48109
Founded:	1817
Enrollment:	43,426 (Fall, 2012)
Nickname:	Wolverines
Fight Song:	"The Victors"
School Colors:	Maize & Blue (PMS 282, 116)
President:	Mary Sue Coleman
Athletics Director:	Dave Brandon

ALL-TIME RECORD

Years of U-M Basketball:	98th
Seasons of U-M Basketball:	1909, 1918 to current
Overall Record:	1349-921* 1462-978
Big Ten Record:	687-641* 737-677
Non-Conference Record:	662-280* 725-301
Big Ten Titles (13):	1921 (co), 1926 (co), 1927, 1929 (co), 1948, 1964 (co), 1965, 1966, 1974 (co), 1977, 1985, 1986, 2012 (tri)

CRISLER CENTER

Opened:	1967-68
Overall Record:	494-136* 552-150
Big Ten Record:	242-105* 274-116
Non-Conference Record:	252-31* 278-34
Capacity:	12,707
Student Section:	"Maize Rage"
Nickname:	"The House that Cazzie Built"

Crisler Center Honored Jersey's (5)

- No. 33, Cazzie Russell (retired Dec. 11, 1993)
- No. 45, Rudy Tomjanovich (honored Feb. 8, 2003)
- No. 35, Phil Hubbard (honored Jan. 11, 2004)
- No. 41, Glen Rice (honored Feb. 20, 2005)
- No. 22, Bill Buntin (honored Jan. 7, 2006)

NCAA TOURNAMENT

NCAA Tournament Record:	41-19* 48-23
Record under John Beilein:	6-4
NCAA Appearances (19* 24):	1948, 1964, 1965, 1966, 1974, 1975, 1976, 1977, 1985, 1986, 1987, 1988, 1989, 1990, 1992*, 1993*, 1994, 1995, 1996*, 1998*, 2009, 2011, 2012, 2013
NCAA Titles (1):	1989
Title Game (4* 6):	1965, 1976, 1989, 1992*, 1993*, 2013
Final Four (5* 7):	1964, 1965, 1976, 1989, 1992*, 1993*, 2013
Regional Championships (5* 7):	1964 (Midwest), 1965 (Midwest), 1976 (Midwest), 1989 (Southeast), 1992* (Southeast), 1993* (West), 2013 (South)
Elite Eight Appearances (11* 12):	1948, 1964, 1965, 1966, 1974, 1976, 1977, 1989, 1992, 1993*, 1994, 2013
Sweet 16 Appearances (10* 11):	1964, 1965, 1966, 1974, 1976, 1977, 1988, 1989, 1992, 1993*, 1994, 2013
Tournaments as No. 1 Seed (1* 2):	1985, 1993*

POSTSEASON NIT

NIT Record:	20-7* 25-7
Record under John Beilein:	n/a
Home Games:	14-0* 16-0
Road Games:	0-5* 1-5
Madison Square Garden:	6-2* 8-2
Appearances (9* 10):	1971, 1980, 1981, 1984, 1991, 1997*, 2000, 2004, 2006, 2007
Titles (2* 3):	1984, 1997*, 2004
Title Game Appearances (3* 4):	1984, 1997*, 2004, 2006

BIG TEN TOURNAMENT

Big Ten Tournament Record:	9-14* 13-15
Record under John Beilein:	6-6
United Center (Chicago, Ill.):	2-6* 6-7
Bankers Life Fieldhouse (Indianapolis, Ind.):	7-8
First Round:	6-4* 7-4
Quarterfinal:	3-7* 4-8
Semifinal:	0-3* 1-3
Championship:	0-0* 1-0
Big Ten Tournament Titles (0* 1):	1998*
Championship Game Appearances (0* 1):	1998*

* Due to NCAA sanctions, the University of Michigan vacated season records from 1992-93; 1995-96; 1996-97; 1997-98 and 1998-99. U-M also vacated its 1992 Final Four; 1993, 1996 and 1998 NCAA Tournament appearances; 1997 NIT championship and 1998 Big Ten Tournament championship.

INSIDE THE PROGRAM

- Mitch McGary continues to be listed as day-to-day with a lower back condition. McGary missed his first career game in the home opener against UMass-Lowell, snapping a 39-game streak.
- With the new emphasis on hand-checking and block/charge rules this season, U-M went 24-for-32 from the free throw line. Glenn Robinson III led going 7-for-10, while Nik Stauskas was 6-for-8.
- Caris LeVert started his second career game against UMass-Lowell and recorded career bests in points (17), rebounds (5), field goals (6), field goal attempts (11, tie), steals (2, tie) and minutes (35).
- Jon Horford's career-best 12 rebound performance was the first time he grabbed double-digit boards in his career. His previous career-best rebounding mark was nine against N.C. Central on Dec. 14, 2010.
- In his collegiate debut, Derrick Walton Jr. posted six points, four rebounds, four assists and three steals in 27 minutes of action. Fellow freshman Zak Irvin came off the bench scoring 10 points.
- Mark Donnal continues to be a candidate for redshirting this season.
- Michigan announced the addition of 6-4 forward Brad Anlauf to the squad. The sophomore was a walk-on member of the U-M football team, but chose to leave the program and join the U-M basketball team after its open walk-on tryout period. As of today, he will not travel to road games and will be a member of U-M's Scout Team.

THE EXHIBITION SEASON

- Michigan began the preseason with a pair of exhibition wins over Concordia (W, 117-44, Oct. 29) and Wayne State (W, 79-60, Nov. 4).
- Michigan closed the preseason shooting 59.6 percent from the field and 46.5 percent from long range.
- Michigan assisted on 42 of the 65 total baskets in the preseason (64.6 percent).
- Michigan trailed for just 4:04 during the preseason, which was essentially the beginning of the Wayne State game, when the Warriors opened the game making a three-pointer. U-M took a 5-3 lead and never trailed after.
- Michigan has six players score in double figures against Concordia and four against Wayne State.
- Spike Albrecht started the Concordia game at the point, while Derrick Walton Jr. got the starting nod against Wayne State. The remaining lineup was Nik Stauskas, Glenn Robinson III, Jon Horford and Jordan Morgan.
- Glenn Robinson closed the exhibition season averaging a team-best 24.0 points. He had a 33 point outburst against Concordia, followed with 15 against Wayne State. He shot 68.0 percent from the field (17-for-25) and 55.6 percent from long range (5-for-9).
- Nik Stauskas posted 20.0 points per game in the two exhibition games, finishing with 23 against Concordia and 17 against Wayne State. He shot 75.0 percent from the field (12-for-16) as he scored in a variety of ways. He went 4-for-7 from long range. He was also a perfect 12-for-12 from the free throw line.
- Caris LeVert put up 16.0 points per game in the

two exhibition games, shooting 66.7 percent from the field (12-for-18). He lead U-M with 13 assists (6.5 apg), including a 10 assist day against Concordia.

- Jon Horford led U-M in the preseason with 10.5 rebounds per game, including 12 against Concordia.

PRESEASON ACCOLADES

- Michigan was selected to finish as the runner-up in the Big Ten preseason media poll. It is the second straight year U-M was predicted for a second place finish. Michigan State was named the preseason favorite, while Ohio State was third.
- Mitch McGary was named as one of 15 players to watch for the Oscar Robertson Trophy presented by the United States Basketball Writers Association (USBWA).
- Mitch McGary has been named to a total of five All-America teams -- Associated Press (first team), USA Today (first team), Sporting News (first team), Athlon Sports (second team) and Blue Ribbon College Basketball (second team). He was also named to the Preseason All-Big Ten team.
- Mitch McGary and Glenn Robinson III were both named to the preseason All-Big Ten team. They become just the second Wolverine duo to earn the preseason conference distinction since 1993-94 when Fab Fiver's Jalen Rose and Juwan Howard were named to the team.

THE WOLVERINE LINE-UP

- U-M Head Coach John Beilein has never truly settled on a consistent starting five and it will be even more evident this season. With the depth and versatility Beilein has at his disposal, he has said U-M's line-up will be determine each games line-up by match-ups.
- Michigan will have the ability to put a variety of line-ups on the floor with its depth and versatility, including its line-up 66, where all five players on the floor could be 6-6 and/or above.
- The line-up 66 would be highlighted with a possibility of four different perimeter players at a height of 6-6 -- Caris LeVert, Nik Stauskas, Glenn Robinson III and Zak Irvin.
- During the preseason, Michigan had Spike Albrecht and Derrick Walton Jr. sharing the point guard duties. However, there were plenty of times when both were in the backcourt together.

MICHIGAN IN THE NATIONAL POLLS

- Michigan enters the week ranked seventh by the Associated Press and eighth in the ESPN/USA Today Coaches' polls.
- Michigan has been ranked for 39 straight weeks during the regular season. U-M's longest stretch is 54 weeks during a four season stretch -- beginning of 1991-92 to the fourth week of 1994-95.
- In 2012-13, Michigan was ranked among the nation's top 10 the entire season.
- During the 2012-13 season, Michigan reached the No. 1 spot in the Associated Press poll (Jan. 28, 2013). It was the first time in 21 years the Wolverine held the nation's top spot (Nov. 30, 1992).

THE YOUNG WOLVERINES

- Michigan will be one of the youngest teams in

Game Notes

ASSOCIATED PRESS POLL

as of Nov. 11 2013

1. Kentucky (28)	2-0	1,552
2. Michigan State (22)	1-0	1,549
3. Louisville (12)	2-0	1,494
4. Duke (3)	1-0	1,454
5. Kansas	1-0	1,358
6. Arizona	1-0	1,291
7. MICHIGAN	1-0	1,154
8. Oklahoma State	1-0	1,124
9. Syracuse	1-0	1,087
10. Ohio State	1-0	1,033
11. Florida	1-0	995
12. North Carolina	1-0	950
13. Memphis	0-0	743
14. VCU	1-0	708
15. Gonzaga	1-0	561
16. Wichita State	1-0	555
17. Marquette	1-0	491
18. Oregon	1-0	484
19. UConn	1-0	441
20. Wisconsin	1-0	357
21. Notre Dame	2-0	328
22. New Mexico	1-0	240
23. Baylor	1-0	235
24. UCLA	1-0	196
25. Virginia	1-0	170

OTHERS RECEIVING VOTES: Creighton 148, Tennessee 138, Indiana 78, Iowa 54, Harvard 46, Boise St. 24, Colorado 18, Villanova 14, Arizona St. 11, LSU 8, Washington 8, Pittsburgh 6, UNLV 6, Georgetown 4, Missouri 3, Saint Louis 3, Stanford 3, Cincinnati 2, Towson 1.

ESPN/USA TODAY POLL

as of Nov. 11 2013

No.	Team	Record	Total
1	Kentucky	2-0	776 (19)
2	Michigan State	1-0	752 (2)
3	Louisville	1-0	745 (9)
4	Duke	1-0	716 (2)
5	Arizona	1-0	643
6	Kansas	1-0	639
7	Syracuse	1-0	565
8	MICHIGAN	1-0	544
9	Ohio State	1-0	542
10	Florida	1-0	535
11	North Carolina	1-0	493
12	Oklahoma State	1-0	472
13	Memphis	0-0	336
14	Virginia Commonwealth	1-0	329
15	Gonzaga	1-0	291
16	Wichita State	1-0	277
17	Marquette	1-0	238
18	Oregon	1-0	233
19	Wisconsin	1-0	177
20	Connecticut	1-0	175
21	New Mexico	1-0	166
22	Notre Dame	2-0	127
23	Indiana	1-0	96
24	UCLA	1-0	89
25	Baylor	1-0	82
25	Virginia	1-0	82

OTHERS RECEIVING VOTES: Creighton 63; Tennessee 63; Iowa 48; Georgetown 18; Boise State 14; California 14; Pittsburgh 13; Colorado 12; Harvard 10; Missouri 5; Illinois 4; Villanova 3; Iowa State 3; LSU 3; Saint Louis 2; Arizona State 2; Saint Marys 1; Massachusetts 1; Georgia 1.

the nation for the second straight season. The Wolverines feature a roster with just two upperclassmen -- fifth-year senior Jordan Morgan and redshirt-junior Jon Horford.

The remaining lineup is made up of seven sophomores (including redshirt-sophomore Max Bielfeldt) and six freshmen.

- Michigan has had a freshman in the starting lineup in all seven of John Beilein's season -- Derrick Walton Jr. (2013-14); Glenn Robinson Jr., Nik Stauskas and Mitch McGary (2012-13); Trey Burke (2011-12); Tim Hardaway Jr. (2010-11); Darius Morris (2009-10); Zack Novak and Stu Douglass (2008-09) and Manny Harris (2007-08).

- In each of the last three seasons, Michigan has had a player selected to the Big Ten's All-Freshman Team -- Glenn Robinson III (2012-13), Trey Burke (2011-12) and Tim Hardaway Jr. (2010-11).

INSIDE THE CRISLER CENTER

- After going 30-18 during John Beilein's first three years at Crisler Center, Michigan has been 47-7 since, including a 15-1 record in 2011-12 and a 17-1 record last season.

- Michigan's two losses at home the last two seasons have come on the seasons last home game of the season -- Purdue (L, 75-61) and Indiana (L, 72-71).

- Michigan has had 12 consecutive sellouts dating back to last season. Crisler Center's capacity is 12,707.

- Following the renovation of Crisler Arena and the addition of the William Davidson Player Development Center, the Junge Family Champions Center, the Mortensen Family Plaza and the arena club and stores, Michigan now refers to the entire complex as Crisler Center.

- In total, all the renovations to the Crisler Center area cost a total \$95.2 million, which was completed in February, 2013.

- The William Davidson Player Development Center has a total of 57,000 square feet, including two practice courts, the men's and women's basketball offices, meeting rooms, film rooms, a weight room, an athletic training room, an equipment room and new team locker rooms.

- The William Davidson Player Development Center was built at a cost of \$23.2 million.

ANNIVERSARIES THIS SEASON

- This season will mark the 25th anniversary of U-M's 1989 National Championship team. The 1988-89 Wolverines posted a 30-7 record and defeated Xavier, South Alabama, North Carolina, Virginia, Illinois and Seton Hall en route to the school's only national title. Glen Rice was named Most Outstanding Player at the Final Four after scoring a NCAA Tournament record 184 points.

- This season will mark the 40th anniversary of U-M's 1974 Big Ten Championship team. Johnny Orr's 1973-74 club posted a 22-5 overall record, 12-2 in Big Ten play to share the conference crown with Indiana. U-M went on to defeat the Hoosiers, 75-67, in the Big Ten playoff and the Wolverines advanced to the Midwest Regional Final in the NCAA Tournament.

Michigan in the National Polls

	AP	ESPN/USA Today
Preseason	7th (1,120)	9th (548)
week 1, Nov. 11	7th (1,154)	8th (544)
week 2, Nov. 18		
week 3, Nov. 25		
week 4, Dec. 2		
week 5, Dec. 9		
week 6, Dec. 16		
week 7, Dec. 23		
week 8, Dec. 30		
week 9, Jan. 6		
week 10, Jan. 13		
week 11, Jan. 20		
week 12, Jan. 27		
week 13, Feb. 3		
week 14, Feb. 10		
week 15, Feb. 17		
week 16, Feb. 24		
week 17, March 3		
week 18, March 10		
week 19, March 17		
Final	--	

- This season will mark the 50th anniversary of U-M's 1964 Big Ten Championship team and NCAA Tournament third place finish. Under the direction of Dave Strack, the 1963-64 Wolverines posted a 23-5 mark, including 11-3 in league play to share the Big Ten crown with Ohio State. Wins over Loyola-Chicago and Ohio sent U-M to the Final Four for the first time in school history.

GARY GRANT TO BE HONORED

- U-M legend Gary Grant (1985-88) will be inducted into the prestigious U-M Athletics Hall of Honor in a Saturday, Feb. 15, 2014, ceremony. In addition to Grant, women's track and cross country runner Katie McGregor (1996-99) and football lineman Mark Messner (1985-88) will be enshrined.

- A four-year starter, Gary Grant was a consensus All-American (1988), a two-time all-Big Ten first team selection (1987, '88) and a two-time Big Ten Defensive Player of the Year (1987, '88). He started 128 of 129 career games, guiding the Wolverines to a 100-29 record and four straight NCAA Tournament appearances, including the 1988 NCAA Sweet 16. Grant etched his name into the school's career record book, currently ranking fourth in scoring (2,222) and first in assists (731) and steals (300).

- A 13-year veteran of the NBA, Gary Grant was selected by the Seattle SuperSonics with the 15th pick of the first round in the 1988 NBA Draft before his rights were traded to the Los Angeles Clippers. He played his first seven NBA seasons with the Clippers followed with stops with the New York Knicks, Miami Heat and Portland Trailblazers.

- Gary Grant is the 26th Wolverine basketball player to be inducted into the Hall of Honor.

WELCOME BACK TERRY MILLS

- Former Wolverine and national champion Terry Mills (1988-90) returns to the program as he has taken over color analyst duties for the Michigan

Game Notes

WOLVERINE NUMBERS

20-POINT GAMES

Glenn Robinson III 5 (5-0)		
21	IUPUI (11/12/12)	W, 91-54
20	Central Michigan (12/29/2012)	W, 88-73
20	Iowa (1/6/2013)	W, 95-67
21	Penn State (2/17/2013)	W, 79-71
21	South Dakota State (3/21/2013)	W, 71-56

Jordan Morgan 3 (3-0)		
20	Gardner-Webb (11/21/10)	W, 80-58
23	Concordia (12/6/2010)	W, 86-65
27	Northwestern (2/9/2011)	W, 75-66

Nik Stauskas 3 (3-0)		
20	N.C. State (11/27/2012)	W, 79-72
22	at Bradley (12/01/2012)	W, 74-66
22	Florida (3/31/2013)	W, 79-59

Mitch McGary 2 (2-0)		
21	VCU (3/23/2013)	W, 78-53
25	Kansas (3/29/2013)	W, 87-85 OT

30-POINT GAMES

None

10-REBOUND GAMES

Jordan Morgan 9 (9-0)		
11	Oakland (12/18/2010)	W, 69-51
11	at Penn State (2/6/2011)	W, 65-62
12	Minnesota (1/1/2012)	W, 61-56
11	Wisconsin (1/8/2012)	W, 59-41
11	Ohio State (2/18/2012)	W, 56-51
10	at Bradley (12/1/2012)	W, 75-66
10	Arkansas (12/8/2012)	W, 80-67
13	at Northwestern (1/3/2013)	W, 94-66
11	Nebraska (1/9/2013)	W, 62-47

Mitch McGary 8 (8-0)		
10	Binghamton (12/11/2012)	W, 67-39
11	Eastern Michigan (12/20/2012)	W, 93-54
11	Iowa (1/6/2013)	W, 95-67
11	Northwestern (1/30/2013)	W, 68-46
11	Penn State (3/14/2013)	W, 83-66
14	VCU (3/23/2013)	W, 78-53
14	Kansas (3/29/2013)	W, 87-85 ot
12	Syracuse (4/6/2013)	W, 61-56

Glenn Robinson III 2 (2-0)		
10	Iowa (1/3/2013)	W, 95-67
10	Penn State (2/17/2013)	W, 79-71

Jon Horford 1 (1-0)		
12	UMass-Lowell (11/8/2013)	W, 69-42

DOUBLE-DOUBLES

Mitch McGary 5 (5-0)		
10P, 11R	Eastern Michigan (12/20/2012)	W, 93-54
10P, 11R	Penn State (3/14/2013)	W, 83-66
21P, 14R	VCU (3/23/2013)	W, 78-53
25P, 14R	Kansas (3/29/2013)	W, 87-85 ot
10P, 12R	Syracuse (4/6/2013)	W, 61-56

Jordan Morgan 4 (4-0)		
11P, 11R	Ohio State (2/18/2012)	W, 56-51
10P, 10R	at Bradley (12/1/2012)	W, 75-66
12P, 10R	Arkansas (12/8/2012)	W, 80-67
12P, 13R	at Northwestern (1/3/2013)	W, 94-66

Glenn Robinson III 2 (2-0)		
20P, 10R	Iowa (1/3/2013)	W, 95-67
21P, 10R	Penn State (2/17/2013)	W, 79-71

IMG Radio Network.

- Terry Mills finished his three-year U-M career starting 101 of his 102 games and was a key member of U-M's 1989 national championship team. He scored 1,405 points (24th all-time), grabbed 681 rebounds (17th all-time) and earned All-America honors in 1990.

- A native of Romulus, Mich., Terry Mills played 11 seasons in the NBA. He was drafted in 1990 by the Denver Nuggets and also played for the New Jersey Nets, Detroit Pistons, Miami Heat and Indiana Pacers.

U-M BACKCOURT LEAVES EARLY FOR NBA

- Trey Burke and Tim Hardaway Jr. elected to leave U-M early and enter the 2013 NBA Draft. Burke was selected with the ninth overall pick by the Minnesota Timberwolves and then was traded to the Utah Jazz. Hardaway was taken 25th overall by the New York Knicks.

- For his career, Trey Burke started 72 of 73 games and averaged 16.9 points, 3.3 rebounds and 4.7 assists. He finished his career scoring 1,231 points and is ranked 33rd all-time; the most points recorded by a U-M sophomore. He closed with 416 career assists and is ranked seventh all-time; becoming just the eighth Wolverine with 400-plus assists. He holds the U-M single season record for assists (260) as well as the single season assists record for a U-M freshman (156) and U-M sophomore (260).

- For his career, Tim Hardaway Jr. played and started 107 games and averaged 14.3 points, 4.1 rebounds and 2.1 assists. He finished his career scoring 1,532 points and is ranked 18th all-time. He closes his career sixth all-time at U-M in career three point field goals (202) and three-point field goal attempts (589).

LOOKING BACK AT THE 2012-13 SEASON

- Michigan finished with a 31-8 record, tying the U-M record for most wins in a single season.

- Michigan's 31 victories are the most for the program in 20 years.

- The 31 wins was a career best for John Beilein, topping his previous best of 27 at West Virginia (2006-07).

- Michigan began the season with a 16-0 start, which equaled the U-M record for the best start to a season set by the 1985-86 Wolverines. The 16-0 start was the best start to any season in the career of John Beilein.

- Michigan's eight losses were the fewest for the Wolverines in 15 years. The last time U-M had fewer than 10 was during the 1997-98* season (25-9).

- Six of Michigan's eight losses on the season came at the hands of nationally ranked foes, including four top 10 and three top-three ranked teams -- No. 2 Louisville (82-76, April 8), No. 2 Indiana (72-71, March 10), at No. 3 Indiana (81-73, Feb. 2), at No. 8 Michigan State (75-52, Feb. 12), at No. 15 Ohio State (56-53, Jan. 13) and No. 22 Wisconsin (68-59, March 15).

- Michigan's 39 games (31-8) were the most for any U-M team in the history of the program. U-M's previous best was 37 (30-7) during the 1988-89 season and run to the program's only

national title.

- Michigan was 18-1 against non-Big Ten opponents. U-M's lone loss was against Louisville in the national title game.

- Michigan finished 17-1 at Crisler Center and has been 32-2 at home over the last two seasons. The 17 straight wins at Crisler Center set the all-time record for consecutive wins at home, surpassing the mark of 15 in a row set in 1985-86.

- Michigan finished with a 12-6 Big Ten record. A dramatic one-point loss to Indiana in the regular-season finale saw the Wolverines miss an opportunity to win a share of the Big Ten regular season title for the second straight season.

- Michigan recorded four victories over top-10 teams. It is the second season in a row U-M has been able to beat at least two top-10 teams. U-M defeated No. 3 Kansas (87-95, OT) in the NCAA Sweet 16, won at No. 9 Minnesota (83-75) and defeated No. 9 Michigan State (58-57) No. 10 Ohio State (76-74, OT) at Crisler Center.

- Michigan led the nation in turnovers per game with 9.46 per game. That average set a U-M all-time record. The prior mark of 10.03 (35 games, 351 TOs) was set in the 2010-11 season. In fact, the top five all-time marks have come under John Beilein's tenure.

- Michigan averaged 75.2 points per game, which ranked as the highest per-game average under a John Beilein led team at U-M. The previous best for Beilein at U-M was 66.9 points per game in 2008-09.

- Michigan averaged 35.0 rebounds per game, which ranked as the highest per-game average under a John Beilein led team at U-M. The previous best for Beilein at U-M was 33.7 rebounds per game in 2007-08.

- Michigan shot 48.4 percent on the season, which ranked first in the Big Ten and seventh in the nation. U-M shot 50.0 percent or better in 19 games, including a season-best 60 percent (33-for-55) against IUPUI (Nov. 12).

- Michigan made 296 three-point field goals, which ranks second all-time at U-M in a season -- just nine behind the second-best season in school history (305; 2008-09). The Wolverines have recorded over 200-plus three-point field goals in all six seasons under Beilein, with each season among U-M's all-time top 10.

THE 2013 NCAA TOURNAMENT RUN

- Michigan earned its third straight selection to the NCAA Tournament as the No. 4 seed in the South Regional.

- Opening at the Palace in nearby Auburn Hills, Mich., Michigan claimed a 71-56 victory over No. 13 seed South Dakota State in the second round. The Wolverines led by just four, 30-26, at halftime before Glenn Robinson III constructed his own 11-4 run to start the second half and help U-M extend its lead and go on to a 15-point victory.

- Michigan advanced to the Sweet 16 following a 78-53 defeat of fifth-seeded VCU in the third round. After building a 15-point halftime lead, U-M controlled the second half with a 34-16 second half run to put the game out of reach as U-M cruised to the 25 point victory. Mitch McGary led the Wolverines with 21 points and 14 rebounds.

Game Notes

Michigan in the Rankings (Final 2012-13 Season)

Category	Overall	Rank	Big Ten	Rank
Scoring Offense	75.2	2nd	72.1	2nd
Scoring Defense	63.3	7th	65.7	9th
Scoring Margin	+11.9	2nd	+6.4	2nd
Field Goal Percentage	.484	1st	.469	1st
Field Goal Defense	.424	8th	.429	8th
3-Point Field Goal Percentage	.385	2nd	.372	2nd
3-Point Field Goal Defense	.325	6th	.344	8th
3-Point Field Goals Made	7.6	2nd	7.0	4th
Free Throw Percentage	.701	6th	.690	8th
Rebounding Offense	35.0	8th	33.3	9th
Rebounding Defense	32.1	4th	34.3	6th
Rebounding Margin	+2.9	8th	-1.1	8th
Offensive Rebounds	10.7	9th	10.2	9th
Defensive Rebounds	24.4	7th	23.1	t-8th
Assists	14.5	4th	13.1	5rd
Turnover Margin	+2.6	3rd	+2.9	1st
Assist/Turnover Ratio	1.5	1st	1.4	1st
Blocks	2.8	12th	2.6	t-11th
Steals	6.1	7th	6.6	4th

Scoring	Overall	Rank	Big Ten	Rank
Trey Burke	18.6	2nd	20.2	1st
Tim Hardaway Jr.	14.5	9th	14.1	11th
Nik Stauskas	11.0	t-22nd	9.9	30th
Glenn Robinson III	11.0	t-22nd	10.1	27th

Rebounding	Overall	Rank	Big Ten	Rank
Mitch McGary	6.3	t-10th	5.1	18th
Glenn Robinson III	6.4	17th	5.1	17th

Field Goal Percentage	Overall	Rank	Big Ten	Rank
Mitch McGary	.598	2nd	-	-
Glenn Robinson III	.572	3rd	.559	2nd
Trey Burke	-	-	.454	15th

Assists	Overall	Rank	Big Ten	Rank
Trey Burke	6.7	1st	6.4	1st

Free Throw Percentage	Overall	Rank	Big Ten	Rank
Trey Burke	.801	8th	.794	9th

Three-Point Percentage	Overall	Rank	Big Ten	Rank
Nik Stauskas	.440	3rd	.370	12th
Trey Burke	.384	9th	.404	6th
Tim Hardaway Jr.	.374	10th	-	-

Three-Pointers Made	Overall	Rank	Big Ten	Rank
Nik Stauskas	2.1	8th	1.7	13th
Trey Burke	1.9	t-9th	2.1	8th
Tim Hardaway Jr.	1.9	t-9th	-	-

Steals	Overall	Rank	Big Ten	Rank
Trey Burke	1.6	5th	2.0	t-2rd

Blocks	Overall	Rank	Big Ten	Rank
Mitch McGary	-	-	0.8	t-14th

Assist/Turnover Ratio	Overall	Rank	Big Ten	Rank
Trey Burke	3.0	2nd	3.2	1st

Offensive Rebounds	Overall	Rank	Big Ten	Rank
Mitch McGary	2.5	t-4th	2.2	8th
Glenn Robinson III	2.1	t-14th	-	-

Defensive Rebounds	Overall	Rank	Big Ten	Rank
Tim Hardaway Jr.	4.4	8th	4.1	t-11th

Minutes Played	Overall	Rank	Big Ten	Rank
Trey Burke	35.3	5th	36.6	4th
Tim Hardaway Jr.	34.8	7th	35.1	9th

• Michigan overcame a 14-point second half deficit and had a dramatic 87-85 overtime win over No. 1 seeded Kansas to advance to the Elite Eight for the first time since 1994. Trey Burke, who helped send the game to overtime with a long three-pointer with less than four second remaining, scored all of his 23 points in the second half and OT, while adding 10 assists. Mitch McGary had his second-straight double-double with 25 points and 14 rebounds.

• Nik Stauskas went 6-for-6 from long range, including five triples in the first half, and scored 22 points to help Michigan defeat Florida, 79-59, in the South Regional Final to advance to the Final Four for the first time in 20 years. The Wolverines, who scored the first 13 points of the contest, built a 20-5 lead just seven minutes into the game and never looked back holding a double-digit lead through the second half as the Wolverines rolled to the 20-point win.

• Michigan advanced to the national title game after defeating Syracuse, 61-56, in the national semifinal. U-M built an 11-point halftime lead and held on to win after withstanding a Syracuse comeback that pulled the Orange within one, 57-56, in the final minute. A key drawn charge by Jordan Morgan followed by his game sealing dunk gave U-M the five-point win and shot at the national title. Mitch McGary posted his third double-double of the tournament with 10 points and 12 rebounds.

• Michigan fell to Louisville, 82-76, in the national championship game. Thanks to Spike Albrecht's 17 first half points fueled by four three-pointers, U-M led by as much as 12 points midway through the half, however, Louisville's Luke Hancock had four three-pointers of his own to bring the Cardinals back and trail by just one at the break. Louisville was able to regain the lead in the second half and never relinquish it as the Cardinals controlled the glass with 11 offensive rebounds and out-rebounding U-M 20-10 in the second stanza to claim the national title.

Puerto Rico Tip-Off Bracket



2013 Puerto Rico Tip-Off

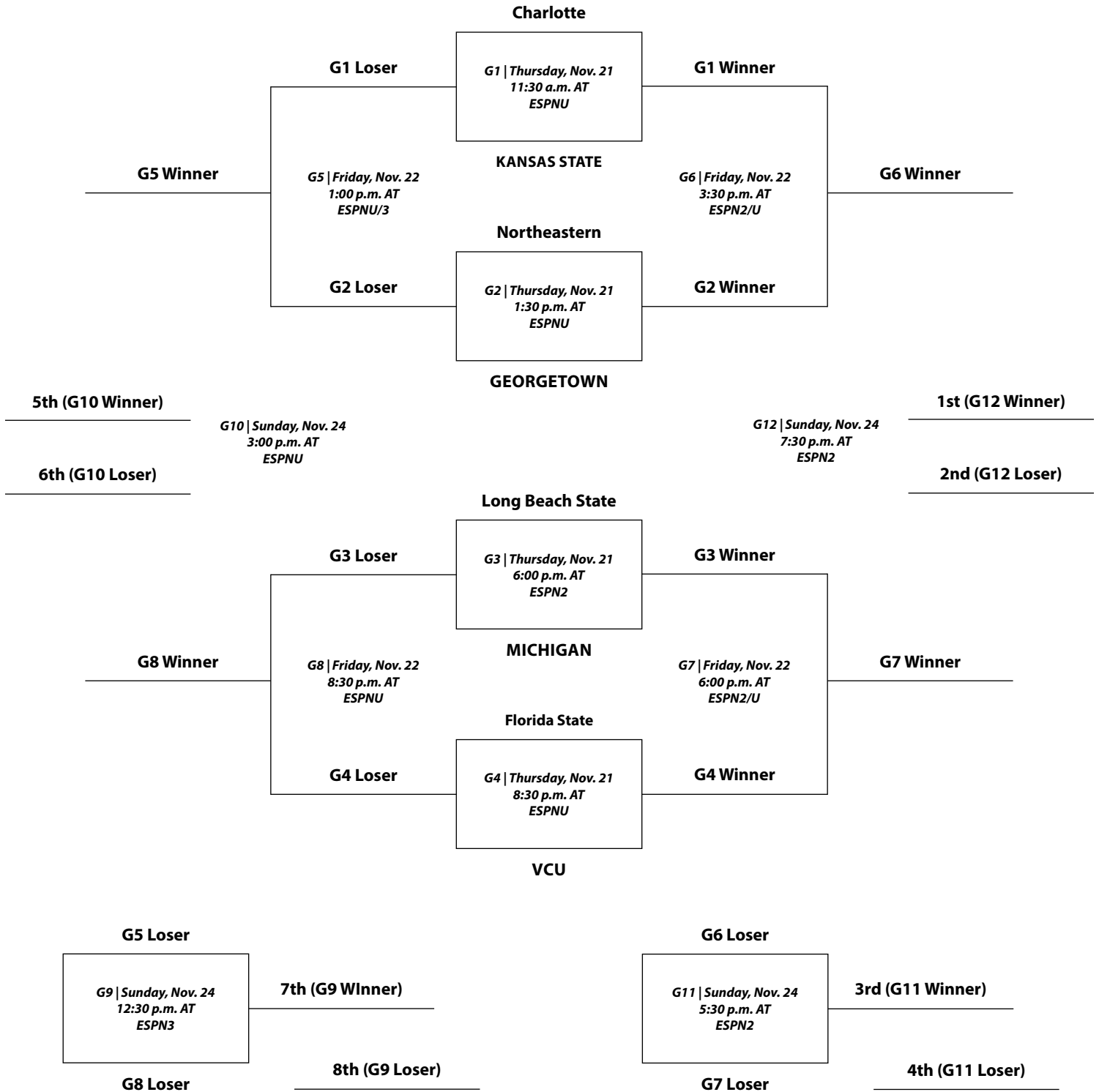
Hosted by the Big East Conference

November 21, 22 & 24, 2013

Coliseo Roberto Clemente | San Juan, Puerto Rico

All Game Times Listed Atlantic Standard (AT)

Home Teams are listed on the bottom of each match-up





JOHN BEILEIN

Seasons as Head Coach of Michigan **7th Season**
 > Record as Head Coach of Michigan **123-85**
 Seasons as Collegiate Head Coach **36th Season**
 > Record as Head Coach **674-403**
 > Record at Division I Schools **416-260**

JOHN BEILEIN'S CAREER RECORD

School	Seasons	Games	Overall			Conference				
			Record	Home	Away	Neutral	Record	Home	Away	Neutral
Erie C.C.	4	118	75-43	n/a	n/a	n/a	---	---	---	---
Nazareth	1	26	20-6	9-1	10-4	1-1	---	---	---	---
LeMoyne	9	257	163-94	94-21	67-66	2-7	---	---	---	---
Canisius	5	151	89-62	46-16	32-36	11-10	44-26	25-10	19-16	0-0
Richmond	5	153	100-53	53-14	33-32	14-7	56-24	37-3	19-21	0-0
West Virginia	5	164	104-60	60-15	20-30	24-15	40-40	27-13	13-27	0-0
Michigan	7	208	123-85	77-25	24-42	22-18	55-53	34-20	21-33	0-0
Totals	36	1077	674-403	374 -110	188-215	112-78	244-179	157-57	87-122	0-0

JOHN BEILEIN THE HEAD COACH

- The upcoming 2013-14 season marks John Beilein's 36th as a head coach.
- In 36 years on the sidelines; has always been a head coach, never serving as an assistant.
- Entering his seventh season at Michigan helped mark the longest tenure in his Division I career. He spent five seasons at each of his previous three stops: Canisius, Richmond and West Virginia.
- Has a 674-403 career coaching record.
- Has compiled winning records in 30 of his 36 seasons, including 18 of the past 21.
- Has never had back-to-back losing seasons in his coaching career.
- Has 18 20-win campaigns -- Erie C.C. (2), Nazareth (1), LeMoyne (3), Canisius (2), Richmond (3), West Virginia (3) and Michigan (4).
- Has 15 career postseason appearances -- eight at the Division I NCAA Tournament, six at the NIT and one at the Division II NCAA Tournament.
- Has a 123-85 record at Michigan, with four 20-win seasons, including the last three straight.

AMONG THE NATIONS ELITE

Since Coach Beilein's arrival in Ann Arbor, U-M has remained among the tops in the nation's in turnovers, assist/turnover ratio and fouls.

Turnovers

2007-08	56th (12.9)
2008-09	16th (11.5)
2009-10	5th (10.2)
2010-11	5th (10.0)
2011-12	17th (10.9)
2012-13	1st (9.4)
2013-14	

Assist/Turnover Ratio

2007-08	156th (0.95)
2008-09	12th (1.35)
2009-10	11th (1.40)
2010-11	14th (1.37)
2011-12	45th (1.16)
2012-13	1st (1.54)
2013-14	

Personal Fouls

2007-08	10th (15.1)
2008-09	13th (15.3)
2009-10	5th (14.6)
2010-11	43rd (16.8)
2011-12	21st (15.6)
2012-13	2nd (12.7)
2013-14	

- Became the second Michigan coach with four 20-win seasons in their first six years, joining Steve Fisher as the only Wolverines coaches to accomplish the feat.
- Is the seventh Michigan coach to reach 100-plus wins in Ann Arbor -- ranking fourth all-time with 123. He trails Johnny Orr (209), Bill Frieder (191) and Steve Fisher (184) on the all-time list.
- Overall, won over 100 games in each of his last three coaching stops - Richmond (100-53), West Virginia (104-60) and U-M (123-85).
- After a 26-year wait, helped Michigan to a share the 2012 Big Ten regular season title.
- As a Division I head coach, has won three regular season conference titles -- Canisius (1994, Metro Atlantic Athletic title); Richmond (2001, Colonial Athletic Association title) and Michigan (2012, Big Ten title).
- After an 11-year absence, Michigan returned to the NCAA Tournament in 2009. In total have made four total appearances including the last three straight (2009, '11, '12 & '13).
- After a 20-year absence, helped Michigan return to the Final Four, as well as the national title game in 2013.
- Became the fourth Michigan coach to guide U-M to the national title game -- Dave Strack (1965 vs. UCLA); Johnny Orr (1976 vs. Indiana) and Steve Fisher (1989 vs. Seton Hall; 1992 vs. Duke and 1993 vs. North Carolina).
- With his four NCAA Tournament appear-

ances, joined Steve Fisher as the only U-M coaches to secure at-least four bids in their first six years.

- One of nine coaches to have taken four different schools to the NCAA Tournament -- Canisius (1996), Richmond (1998), West Virginia (2005, '06) and Michigan (2009, '11, '12, '13). It should be noted, Beilein adds 1988 Division II NCAA Tournament appearance while with LeMoyne, to give him five different teams to the NCAA postseason.

JOHN BEILEIN OFF THE COURT

- Raised in Burt, N.Y., he is the eighth of nine children. He has six sisters and two brothers.
- Grew up on an apple farm listening to St. Louis Cardinal baseball games and Hall of Fame announcer Jack Buck on KMOX-Radio.
- Diehard fan of the St. Louis Cardinals and Buffalo Bills.
- Good friends with current St. Louis Cardinals manager Mike Matheny -- a former U-M baseball player (1989-91).
- Son, Patrick, is the head coach at West Virginia Wesleyan, a Division II College in Buckhannon, West Virginia. Playing under his dad, Patrick was a 1,000 point scorer at West Virginia (2003-06), helping the Mountaineers to the Sweet 16 (2005) and Elite Eight (2006).
- Attended Wheeling College (now Wheeling Jesuit University) where he played basketball (1972-75) and served as team captain during the 1974-75 season.
- Married for 35 years to wife, Kathleen. They have four children -- Seana (Hendricks), Patrick, Mark and Andy and two grandchildren -- Finley Rose and Johnny Griffin.
- Remains an avid reader and history buff.
- Has family ties to the Steven Spielberg's famous movie 'Saving Private Ryan', which won five Oscar's. The movie was fictionalized off of the Niland family, who were cousins to Beilein's mother.

JOHN BEILEIN IN THE NCAA TOURNAMENT

- Appeared in his eighth Division I NCAA Tournament in 2013. He has nine tournament postseason appearances after taking LeMoyne to the Division II Tournament in 1988.
- Guided Michigan to four NCAA Tournament berths (2009, '11, '12, '13) including the last three straight.
- Guided Michigan back to the NCAA Tournament in 2009 after a 12 year absence.
- Holds a 14-9 all-time in the NCAA postseason, including a 7-4 record at Michigan.
- In 2013, guided Michigan to its first Final Four and national title game in 20 years. It was also his first career appearance in the Final Four and title game.
- In 2009, led No. 10 seed Michigan to the second round of the NCAA Tournament. After defeating No. 7 seed Clemson (62-59) in its opening game of the South Regional in Kansas City, Mo., U-M fell to Blake Griffin and No. 2 seed Oklahoma (73-63).
- In 2011, led No. 8 seed Michigan to the third round of the NCAA Tournament. After defeating No. 9 seed Tennessee (75-45) in its opening game of the West Regional in Charlotte, N.C., U-M fell to No. 1 seed Duke (73-71) after a last-second game-tying attempt by Darius Morris went in and out.
- In 2012, led No. 4 seed Michigan to the second round of the NCAA Tournament. Opening its first game of the Midwest Regional in Nashville, Tenn., U-M lost to No. 13 seed Ohio (65-60).
- In 2013, led No. 4 seed Michigan to its first national title game in 20 years before losing to No. 1 seed Louisville (82-76) in the final. U-M opened its NCAA Tournament in the South Regional in Auburn Hills, Mich., with a pair of victories over No. 13 seed South Dakota State (71-56) and No. 5 VCU (78-53). Heading to Arlington, Texas, U-M

Head Coach John Beilein

defeated No. 1 Kansas (87-85) with a dramatic comeback win in overtime. Down 14 points with 6:50 remaining, a Trey Burke three-pointer with 3.2 seconds left capped off a closing 17-8 run sending the game into overtime, where U-M would go on for the two-point win. Using an opening 23-5 run, U-M advanced to its seventh Final Four with a 20-point win over No. 3 seed Florida (79-59). Facing No. 4 seed Syracuse in the Final Four in Atlanta, Ga., Beilein picked up his first win over Jim Boeheim following a 61-56 victory to advance to his first-career national title game. In a back-and-forth 40 minute battle, U-M dropped the title game to Louisville (82-76).

JOHN BEILEIN IN THE BIG TEN TOURNAMENT

- Holds a 6-6 all-time record at the Big Ten Tournament.
- Under Beilein, Michigan has never lost its first game at the Big Ten Tournament.
- In 2008 -- Michigan was the No. 9 seed and defeated No. 8 Iowa in the first round, 55-47. U-M bowed out in the quarterfinal to No. 1 Wisconsin, 51-34.
- In 2009 -- Michigan was the No. 7 seed and defeated No. 10 Iowa in the first round, 73-45. Michigan was eliminated in the quarterfinal by No. 2 seed Illinois, 60-50.
- In 2010 -- Michigan was the No. 8 seed and defeated No. 9 seed Iowa in the first round for the third-straight season, 59-52. The Wolverines fell to No. 1 Ohio State in the quarterfinal, 69-68, on a last second shot from OSU's Evan Turner.
- In 2011 -- Following a first round bye, No. 4 seeded Michigan defeated No. 5 seed Illinois in the quarterfinal, 60-55. The Wolverines fell in the semifinal to No. 1 seed Ohio State, 68-61.
- In 2012 -- Following a first round bye, No. 2 seeded Michigan defeated No. 10 seed Minnesota in the quarterfinal, 73-69 in overtime. The Wolverines fell in the semifinal to No. 3 seed Ohio State, 77-55.
- In 2013 -- Michigan was the No. 5 seed and defeated No. 12 Penn State in the first round, 83-66. U-M fell to No. 4 Wisconsin in the quarterfinals, 68-59.

ONE OF NINE

John Beilein is one of nine coaches to have taken four Division I teams to the NCAA Tournament.

- John Beilein (Canisius, Richmond, West Virginia, Michigan)
- Lefty Driesell (Davidson, Maryland, James Madison, Georgia State)
- Larry Eustachy (Utah State, Iowa State, Southern Miss, Colorado State)
- Jim Harrick (Pepperdine, UCLA, Rhode Island, Georgia)
- Lon Kruger (Kansas State, Florida, Illinois, UNLV, Oklahoma)[^]
- Tom Penders (Rhode Island, Texas, George Washington, Houston)
- Rick Pitino (Boston University, Providence, Kentucky, Louisville)
- Tubby Smith (Tulsa, Georgia, Kentucky, Minnesota)
- Eddie Sutton (Creighton, Arkansas, Kentucky, Oklahoma State)

[^] only coach with five Division I teams

AMONG THE WINNINGEST COACHES

John Beilein continues to rank among the top-10 of current Division I head coaches for career wins.

Coach	School	Total
Mike Kryzewski	Duke	958
Jim Boeheim	Syracuse	921
Bob Huggins	West Virginia	724
Roy Williams	North Carolina	701
Jerry Slocum	Youngstown State	676
Bo Ryan	Wisconsin	675
John Beilein	Michigan	674
Rick Pitno	Louisville	665
Rick Byrd	Belmont	664
Mike Montgomery	California	657
Cliff Ellis	Costal Carolina	647
Larry Hunter	Western Carolina	631
Ben Braun	Rice	609
Stew Morrill	Utah State	585
Rick Barnes	Texas	561
Dave Bike	Sacred Heart	528
John Calipari	Kentucky	528

BEILEIN'S PLAYERS IN THE NBA DRAFT

Joel Alexander (WVU)	2008 NBA Draft (1st, 8th, Milwaukee)
Da'Sean Butler (WVU)	2010 NBA Draft (2nd, 42nd, Miami Heat)
Darius Morris (U-M)	2011 NBA Draft (2nd, 41st, L.A. Lakers)
Trey Burke (U-M)	2013 NBA Draft (1st, 9th, Minnesota, traded to Utah)
Tim Hardaway Jr. (U-M)	2013 NBA Draft (1st, 25th, New York)

DID YOU KNOW?

- When Michigan scores 80 or more points, the Wolverines are a perfect 22-0 under John Beilein.
- When Michigan scores 70 or more points, the Wolverines are 47-8 overall and 31-4 in Big Ten play under John Beilein.

BEILEIN IN THE POSTSEASON

All-Time Postseason:	15x	28-15
NCAA Tournament (DI):	8x	13-8
NCAA Tournament (DII):	1x	1-1
NIT:	6x	14-6
Titles:	2007 NIT	
Sweet 16:	2005, 2006, 2013	
Elite Eight:	2006, 2013	
Final Four:	2013	
National Title Game:	2013	

1988	LeMoyn	NCAA II (1-1)
L, 88-91	California (Pa.)	First Round
W, 89-81	Kutztown (Pa.)	Consolation
1994	Canisius	NIT (0-1)
L, 79-103	at Villanova	First Round
1995	Canisius	NIT (3-2)
W, 83-71	Seton Hall	First Round
W, 55-53	at Bradley	Second Round
W, 89-80	Washington State	Quarterfinal
L, 59-71	vs. Virginia Tech	Semifinal
L, 62-66	vs. Penn State	Consolation
1996	Canisius	NCAA (0-1)
L, 43-72	vs. Utah	First Round
1998	Richmond	NCAA (1-1)
W, 62-61	vs. South Carolina	First Round
L, 66-81	vs. Washington	Second Round
2001	Richmond	NIT (1-1)
W, 79-56	West Virginia	First Round
L, 56-71	at Dayton	Second Round
2002	Richmond	NIT (3-1)
W, 74-67 OT	Wagner	First Round
W, 63-48	Montana State	Second Round
W, 67-66	at Minnesota	Third Round
L, 46-62	Syracuse	Quarterfinal
2004	West Virginia	NIT (2-1)
W, 65-54	at Kent State	Opening Round
W, 79-72	Rhode Island	First Round
L, 64-67	at Rutgers	Second Round
2005	West Virginia	NCAA (3-1)
W, 63-61	Creighton	First Round
W, 111-105 2ot	Wake Forest	Second Round
W, 65-60	Texas Tech	Sweet 16
L, 85-93 OT	Louisville	Elite Eight
2006	West Virginia	NCAA (2-1)
W, 64-46	Southern Illinois	First Round
W, 67-54	Northwestern State	Second Round
L, 71-74	Texas	Sweet 16
2007	West Virginia	NIT (5-0)
W, 74-50	Delaware State	First Round
W, 90-77	Massachusetts	Second Round
W, 71-66	N.C. State	Quarterfinal
W, 63-62	Mississippi State	Semifinal
W, 78-73	Clemson	Championship
2009	#10 Michigan	NCAA (1-1)
W, 62-59	#7 Clemson	First Round
L, 63-73	#2 Oklahoma	Second Round
2011	#8 Michigan	NCAA (1-1)
W, 75-45	#9 Tennessee	Second Round
L, 71-73	#1 Duke	Third Round
2012	#4 Michigan	NCAA (0-1)
L, 60-65	#13 Ohio	Second Round
2013	#4 Michigan	NCAA (5-1)
W, 71-56	#13 South Dakota State	Second Round
W, 78-54	#5 VCU	Third Round
W, 87-85 ot	#1 Kansas	Sweet 16
W, 79-59	#3 Florida	Elite Eight
W, 61-56	#4 Syracuse	Final Four
L, 76-82	#1 Louisville	National Title

Head Coach John Beilein

THE 2007-08 SEASON

In his first season with Michigan, John Beilein's young team played one of the toughest schedules in the country, as the Wolverines played eight NCAA Tournament selections and 11 nationally ranked opponents. Beilein established a foundation for his U-M program, starting three freshmen and two sophomores throughout the season and, as the year came to a close, saw his Wolverines improve. Five of U-M's 10 total wins were over the final 10-games of the season.

Beilein opened his tenure at U-M with wins over Radford and Brown before falling to fifth-ranked Georgetown in the first of four games against top-25 foes during the non-conference. The Wolverines suffered setbacks in nine of their first 10 Big Ten Conference games before winning four of their final eight in league play. U-M defeated Iowa in the first round of the Big Ten Tournament before seeing its season come to a close against Wisconsin in the quarterfinals.

2007-08	Opponent	Place	W/L	Score	+/-
11/9/07	Radford	H	W	88-55	33
11/11/07	Brown	H	W	72-57	15
11/15/07	Georgetown	1	L	52-74	-22
11/21/07	Butler	2	L	65-79	-14
11/23/07	Eastern Washington	2	W	61-53	8
11/24/07	Western Kentucky	2	L	69-73	-4
11/28/07	Boston College	3, H	L	64-77	-13
12/1/07	Harvard	A	L	51-62	-11
12/8/07	Duke	A	L	67-95	-28
12/12/07	Oakland	H	W	103-87	16
12/15/07	Central Michigan	H	L	67-78	-11
12/22/07	UCLA	H	L	54-69	-15
1/2/08	Wisconsin+	H	L	54-70	-16
1/5/08	Purdue+	A	L	58-65	-7
1/8/08	Indiana+	H	L	64-78	-14
1/12/08	Northwestern+	A	W	78-68	10
1/16/08	Illinois+	A	L	57-75	-18
1/19/08	Iowa+	H	L	60-68	-8
1/22/08	Wisconsin+	A	L	61-64	-3
1/27/08	Michigan State+	A	L	62-77	-15
1/31/08	Minnesota+	H	L	65-77	-12
2/5/08	Ohio State+	A	L	55-65	-10
2/9/08	Penn State+	H	W	68-63	5
2/14/08	Iowa+	A	W	60-52	8
2/17/08	Ohio State+	H	W	80-70	10
2/21/08	Minnesota+	A	L	60-69	-9
2/23/08	Illinois+	H	W	49-43	6
2/26/08	Northwestern+	H	L	60-62	-2
3/1/08	Penn State+	A	L	61-69	-8
3/9/08	Purdue+	H	L	58-72	-14
3/13/08	Iowa	4	W	55-47	8
3/14/08	Wisconsin	4	L	34-51	-17

(1) Verizon Center (Washington, D.C.); (2) Great Alaska Shoot-out, Sullivan Arena (Anchorage, Alaska); (3) Big Ten/ACC Challenge, Crisler Arena (Ann Arbor, Mich.); (4) Big Ten Tournament, Conseco Fieldhouse (Indianapolis, Ind.)

THE 2008-09 SEASON

The second season of the John Beilein era at Michigan saw his Wolverines return to national prominence, ending a 12-year NCAA Tournament drought with a selection to the 2009 event. U-M recorded the program's 22nd 20-win season in school history, finishing with a 21-14 record, doubling the win total from a season prior. Michigan advanced to the second round of the NCAA Tournament after upsetting Clemson (62-59) in the first round. In addition to the postseason, U-M set single-season records for free throw percentage (75.7 percent), three-point field goals made (305) and attempts (912).

Picked by most experts to finish at the bottom of the Big Ten, Beilein's Wolverines went 10-2 prior to the start of conference play, including a win over fourth-ranked UCLA in the semifinals of the 2K Sports Classic and a home win over fourth-ranked Duke, avenging a loss to the Blue Devils in the 2K Sports Classic championship game.

The first half of league play was highlighted by Michigan's first victory at Indiana in 14 years and, stepping back out of conference in early February, U-M nearly shocked No. 1 Connecticut in Storrs. Following that contest, the Wolverines won four of their last seven, including a critical road win at Minnesota on the final day of the regular season.

After beating Iowa in the first round of the Big Ten Tournament and bowing out to Illinois in the quarterfinals, U-M earned a No. 10 seed in the NCAA Tournament where they defeated Clemson before falling to second-seeded Oklahoma.

2008-09	Opponent	Place	W/L	Score	+/-
11/11/08	Michigan Tech	1, H	W	77-55	22
11/12/08	Northeastern	1, H	W	76-56	20
11/20/08	UCLA	2	W	55-52	3
11/21/08	Duke	2	L	56-71	-15
11/25/08	Norfolk State	H	W	83-49	34
11/29/08	Savannah State	H	W	66-64	2
12/3/08	Maryland	3	L	70-75	-5
12/6/08	Duke	H	W	81-73	8
12/13/08	Eastern Michigan	H	W	91-60	31
12/20/08	Oakland	4	W	89-76	13
12/22/08	Florida Gulf Coast	H	W	76-59	17
12/29/08	North Carolina Central	H	W	77-57	20
12/31/08	Wisconsin+	H	L	61-73	-12
1/4/09	Illinois+	H	W	74-64	10
1/7/09	Indiana+	A	W	72-66	6
1/11/09	Iowa+	H	W	64-49	15
1/14/09	Illinois+	A	L	51-66	-15
1/17/09	Ohio State+	H	L	58-65	-7
1/20/09	Penn State+	A	L	58-73	-15
1/24/09	Northwestern+	H	W	68-59	9
1/28/09	Ohio State+	A	L	54-72	-18
1/31/09	Purdue+	A	L	48-67	-19
2/5/09	Penn State+	H	W	71-51	20
2/7/09	Connecticut	A	L	61-69	-8
2/10/09	Michigan State+	H	L	42-54	-12
2/15/09	Northwestern+	A	W	70-67	3
2/19/09	Minnesota+	H	W	74-62	12
2/22/09	Iowa+	A	L	60-70	-10
2/26/09	Purdue+	H	W	87-78	9
3/1/09	Wisconsin+	A	L	55-60	-5
3/7/09	Minnesota+	A	W	67-64	3
3/12/09	Iowa	5	W	73-45	28
3/13/09	Illinois	5	L	50-60	-10
3/19/09	Clemson	6	W	62-59	3
3/21/09	Oklahoma	6	L	63-73	-10

(1) Coaches vs. Cancer, first/second rounds, Crisler Arena (Ann Arbor, Mich.); (2) Coaches vs. Cancer, semifinal/championship, Madison Square Garden (New York, N.Y.); (3) ACC/Big Ten Challenge, Comcast Center (College Park, Md.); (4) Palace of Auburn Hills (Auburn Hills, Mich.); (5) Big Ten Tournament, Conseco Fieldhouse (Indianapolis, Ind.); (6) NCAA Tournament, First & Second Round, Sprint Arena (Kansas City, Mo.)

THE 2009-10 SEASON

In his third season at Michigan, John Beilein's Wolverines picked up two wins over top-15 teams (No. 15 Ohio State and No. 15 UConn), while falling victim to close losses in a 15-17 campaign. Michigan lost nine games by seven-or-fewer points, as the Wolverines just could not seem to get that late game break.

U-M finished fourth at the Old Spice Classic and, for the second-straight season played on the road against a No. 1-ranked team, falling at Kansas.

Michigan won four of its first six in the Big Ten, but close losses in conference play helped push U-M to the No. 8 seed in the Big Ten Tournament. For the third-straight season, Michigan defeated Iowa in the first round of the conference tournament, but the Wolverines saw their season end against top-seeded Ohio State on a half-court shot at the buzzer.

2009-10	Opponent	Place	W/L	Score	+/-
11/14/09	Northern Michigan	H	W	97-50	47
11/20/09	Houston Baptist	H	W	77-55	22
11/26/09	Creighton	1	W	83-76	7
11/27/09	Marquette	1	L	65-79	-14
11/29/09	Alabama	1	L	66-68	-2
12/2/09	Boston College	2, H	L	58-62	-4
12/5/09	Arkansas-Pine Bluff	H	W	67-53	14
12/9/09	Utah	A	L	52-68	-16
12/13/09	Detroit	H	W	75-64	11
12/19/09	Kansas	A	L	64-75	-11
12/22/09	Coppin State	H	W	76-46	30
12/31/09	Indiana+	A	L	65-71	-6
1/3/10	Ohio State+	H	W	73-64	9
1/7/10	Penn State+	A	W	64-55	9
1/10/10	Northwestern+	H	L	62-68	-6
1/14/10	Indiana+	H	W	69-45	24
1/17/10	Connecticut	H	W	68-63	5
1/20/10	Wisconsin+	A	L	48-54	-6
1/23/10	Purdue+	A	L	59-69	-10
1/26/10	Michigan State+	H	L	56-57	-1
1/30/10	Iowa+	H	W	60-46	14
2/2/10	Northwestern+	A	L	52-67	-15
2/6/10	Wisconsin+	H	L	44-62	-18
2/11/10	Minnesota+	A	W	71-63	8
2/16/10	Iowa+	A	W	80-78	2
2/20/10	Penn State+	H	L	51-55	-4
2/23/10	Illinois+	H	L	44-51	-7
2/27/10	Ohio State+	A	L	55-66	-11
3/2/10	Minnesota+	H	W	83-55	28
3/7/10	Michigan State+	A	L	48-64	-16
3/11/10	Iowa	3	W	59-52	7
3/12/10	Ohio State	3	L	68-69	-1

(1) Old Spice Classic, Disney's Milk House (Orlando, Fla.); (2) ACC/Big Ten Challenge, Crisler Arena (Ann Arbor, Mich.); (3) Big Ten Tournament, Conseco Fieldhouse (Indianapolis, Ind.)

Head Coach John Beilein

THE 2010-11 SEASON

John Beilein entered his fourth season at Michigan with one of the youngest teams in the nation, as the Wolverines roster featured no seniors and 11 underclassmen, which was tied for 16th-most in the nation. The Maize and Blue, which was picked to finish near the bottom of the Big Ten, opened league play 1-6 before winning at Michigan State for the first time since 1997. That victory propelled U-M to an 8-3 finish to the regular season, ending with a 9-9 record in the Big Ten. Michigan's late season surge helped the Wolverines make the NCAA Tournament and finish with a 21-14 record.

The Wolverines finished fourth at the Legends Classic, falling to Syracuse and UTEP in Atlantic City, before starting a seven-game win streak with a win at Clemson in the ACC/Big Ten Challenge. Having lost six-straight, the Wolverines went to East Lansing and stunned the 24th-ranked Spartans, 61-57, snapping an 11-game losing streak at MSU. The win propelled U-M to victories in seven of their last 10, including a season sweep of Michigan State.

Michigan earned the fourth seed at the Big Ten Tournament, its highest since 2003, and advanced to the semifinal for the first time since 2004. U-M qualified for the NCAA Tournament for the second time in three seasons, earning a No. 8 seed. The Wolverines defeated No. 9 seed Tennessee, 75-45, the largest margin of victory ever in an 8-9 match-up, before being edged, 73-71, by top-ranked Duke.

2010-11	Opponent	Place	W/L	Score	+/-
11/13/10	USC-Upstate	H	W	66-35	31
11/18/10	Bowling Green	1, H	W	69-50	19
11/21/10	Gardner-Webb	1, H	W	80-58	22
11/26/10	Syracuse	2	L	50-53	-3
11/27/10	UTEP	2	L	56-65	-9
11/30/10	Clemson	3	W	69-61	8
12/4/10	Harvard	H	W	65-62	3
12/6/10	Concordia	H	W	86-65	21
12/10/10	Utah	H	W	75-64	11
12/14/10	North Carolina Central	H	W	64-44	20
12/18/10	Oakland	H	W	69-51	18
12/23/10	Bryant	H	W	87-71	16
12/28/10	Purdue+	H	L	57-80	-23
1/2/11	Penn State+	H	W	73-69	4
1/5/11	Wisconsin+	A	L	50-66	-16
1/9/11	Kansas	H	L	60-67	-7
1/12/11	Ohio State+	H	L	64-68	-4
1/15/11	Indiana+	A	L	61-80	-19
1/18/11	Northwestern+	A	L	60-74	-14
1/22/11	Minnesota+	H	L	64-69	-5
1/27/11	Michigan State+	A	W	61-57	4
1/30/11	Iowa+	H	W	87-73	14
2/3/11	Ohio State+	A	L	53-62	-9
2/6/11	Penn State+	A	W	65-62	3
2/9/11	Northwestern+	H	W	75-66	9
2/12/11	Indiana+	H	W	73-69	4
2/16/11	Illinois+	A	L	52-54	-2
2/19/11	Iowa+	A	W	75-72	3
2/23/11	Wisconsin+	H	L	52-53	-1
2/26/11	Minnesota+	A	W	70-63	7
3/5/11	Michigan State+	H	W	70-63	7
3/11/11	Illinois	4	W	60-55	5
3/12/11	Ohio State	4	L	61-68	-7
3/18/11	Tennessee	5	W	75-45	30
3/20/11	Duke	5	L	71-73	-2

(1) Legends Classic Regional Round, Crisler Arena (Ann Arbor, Mich.); (2) Legends Classic Championship Round, Boardwalk Hall (Atlantic City, N.J.); (3) ACC/Big Ten Challenge, Littlejohn Arena (Clemson, S.C.); (4) Big Ten Tournament, Consecro Field House (Indianapolis, Ind.); (5) NCAA Tournament, Time Warner Cable Arena (Charlotte, N.C.)

THE 2011-12 SEASON

During his fifth season at Michigan, John Beilein led the Wolverines to a share of the Big Ten regular season championship -- the first for U-M since 1986. Michigan recorded a 24-10 overall record, 13-5 in Big Ten play, earning a bid to the NCAA Tournament for the third time in four seasons. U-M was ranked in the national polls the entire season, peaking at No. 10 in the AP Poll during the final week of the regular season.

Beilein guided the Maize and Blue to three wins over top-10 foes (No. 8 Memphis, No. 9 Michigan State and No. 6 Ohio State) and led the Wolverines to a 15-1 mark at Crisler Center. Michigan finished third at the Maui Invitational, defeating Memphis and UCLA in Hawaii while falling to Duke in the semifinals. The Maize and Blue entered conference play with a 10-2 record. U-M won four of its first five in the Big Ten before falling at Iowa, but bounced back to beat Michigan State for its third consecutive win in the series.

Four-straight wins in February put the Wolverines in contention for the conference crown until Purdue surprised the Wolverines in the final home game of the season for U-M. Wins at Illinois and Penn State, coupled with an Ohio State victory at Michigan State on the final day of the regular season, gave Michigan a share of the conference title for the first time in 26 years.

After bowing out of the conference tournament in the semifinals against Ohio State, U-M was upset in the NCAA Tournament Second Round by Ohio.

2011-12	Opponent	Place	W/L	Score	+/-
11/11/11	Ferris State	H	W	59-33	26
11/14/11	Towson	H	W	64-47	17
11/17/11	Western Illinois	H	W	59-55	4
11/21/11	Memphis	1	W	73-61	12
11/22/11	Duke	1	L	75-82	-7
11/23/11	UCLA	1	W	79-63	16
11/29/11	Virginia	2, A	L	58-70	-12
12/3/11	Iowa State	H	W	76-66	10
12/10/11	Oakland	3, A	W	90-80	10
12/13/11	Arkansas-Pine Bluff	H	W	63-50	13
12/17/11	Alabama A&M	H	W	87-57	30
12/22/11	Bradley	H	W	77-66	11
12/29/11	Penn State+	H	W	71-53	18
1/1/12	Minnesota+	H	W	61-56	5
1/5/12	Indiana+	A	L	71-73	-2
1/8/12	Wisconsin+	H	W	59-41	18
1/11/12	Northwestern+	H	W	66-64	2
1/14/12	Iowa+	A	L	59-75	-16
1/17/12	Michigan State+	H	W	60-59	1
1/21/12	Arkansas	A	L	64-66	-2
1/24/12	Purdue+	A	W	66-64	2
1/29/12	Ohio State+	A	L	69-64	-15
2/1/12	Indiana+	H	W	68-56	12
2/5/12	Michigan State+	A	L	54-64	-10
2/8/12	Nebraska+	A	W	62-46	16
2/12/12	Illinois+	H	W	70-61	9
2/18/12	Ohio State+	H	W	56-51	5
2/21/12	Northwestern+	A	W	67-55	12
2/25/12	Purdue+	H	L	61-75	-14
3/1/12	Illinois+	A	W	72-61	11
3/4/12	Penn State+	A	W	71-65	6
3/9/12	Minnesota	4	W	73-69	4
3/10/12	Ohio State	4	L	55-77	-22
3/16/12	Ohio University	5	L	60-65	-5

(1) Maui Invitational, Lahaina Civic Center (Lahaina, Hawaii); (2) Big Ten/ACC Challenge, John Paul Jones Arena (Charlottesville, Va.); (3) Palace of Auburn Hills (Auburn Hills, Mich.); (4) Big Ten Tournament, Bankers Life Field House (Indianapolis, Ind.); (5) NCAA Tournament, Bridgestone Arena (Nashville, Tenn.)

THE 2012-13 SEASON

Guiding one of the youngest teams in the nation, John Beilein led U-M to its first Final Four and national title game appearance in 20 years by winning the NCAA South Regional and defeating Syracuse in the National Semifinal.

Beilein, who became the fourth coach to take U-M to the National Championship Game, and the Wolverines, fell to Louisville in the title game. U-M finished the season with a 31-8 record, equaling the U-M record for wins in a season, including a 12-6 mark in Big Ten play.

U-M opened the season by winning the NIT Season Tip-Off for the first time in school history. Wins over N.C. State, Arkansas and West Virginia helped the Wolverines enter conference play unbeaten at 13-0.

With a win over Nebraska on Jan. 9, U-M moved to 16-0 and was the last undefeated team in the country. After falling at Ohio State, Michigan won its next four, including a Jan. 27 victory at Illinois that helped propel the Wolverines to the No. 1 spot in the Associated Press poll for the first time since the 1992-93 season.

On the final day of the regular season, Michigan just missed a share of its second-straight Big Ten title, when a tip-in at the buzzer wouldn't fall against Indiana. In the NCAA Tournament, wins over South Dakota State and VCU sent U-M to the Sweet 16 for the first time since 1994. In the regional, the Wolverines stunned top-seeded Kansas in overtime after coming back from down 14 in the final seven minutes of regulation. A win over Florida in the Elite Eight put Michigan in the Final Four for the first time since 1993.

2012-13	Opponent	Place	W/L	Score	+/-
11/9/12	Slippery Rock	H	W	100-62	38
11/12/12	IUPUI	1, H	W	91-54	37
11/13/12	Cleveland State	1, H	W	77-47	30
11/21/12	Pittsburgh	2	W	67-62	5
11/23/12	Kansas State	3	W	71-57	14
11/27/12	North Carolina State	4, H	W	79-72	7
12/1/12	Bradley	A	W	74-66	8
12/4/12	Western Michigan	H	W	73-41	32
12/8/12	Arkansas	H	W	80-67	13
12/11/12	Binghamton	H	W	67-39	28
12/15/12	West Virginia	5	W	81-66	15
12/20/12	Eastern Michigan	H	W	93-54	39
12/29/12	Central Michigan	H	W	88-73	15
1/3/13	Northwestern+	A	W	94-66	28
1/6/13	Iowa+	H	W	95-67	28
1/9/13	Nebraska+	H	W	62-47	15
1/13/13	Ohio State+	A	L	53-56	-3
1/17/13	Minnesota+	A	W	83-75	8
1/24/13	Purdue+	H	W	68-53	15
1/27/13	Illinois+	A	W	74-60	14
1/30/13	Northwestern+	H	W	68-46	22
2/2/13	Indiana+	A	L	73-81	-8
2/5/13	Ohio State+	H	W	76-74	2
2/9/13	Wisconsin+	A	L	62-65	-3
2/12/13	Michigan State+	A	L	52-75	-23
2/17/13	Penn State+	H	W	79-71	8
2/24/13	Illinois+	H	W	71-58	13
2/27/13	Penn State+	A	L	78-84	-6
3/3/13	Michigan State+	H	W	58-57	1
3/6/13	Purdue+	A	W	80-75	5
3/10/13	Indiana+	H	L	71-72	-1
3/14/13	Penn State	6	W	83-66	17
3/15/13	Wisconsin	6	L	59-68	-9
3/21/13	South Dakota State	7	W	71-56	15
3/23/13	VCU	7	W	78-53	25
3/28/13	Kansas	8	W	87-85	2
3/31/13	Florida	8	W	79-59	20
4/6/13	Syracuse	9	W	61-56	5
4/8/13	Louisville	9	L	76-82	-6

(1) NIT Season Tip-Off, Ann Arbor, Mich. (Crisler Center); (2) NIT Season Tip-Off, New York, N.Y. (Madison Square Garden); (3) NIT Season Tip-Off, New York, N.Y. (Madison Square Garden); (4) Big Ten/ACC Challenge, Ann Arbor, Mich. (Crisler Center); (5) Brooklyn Hoops Winter Festival, Brooklyn, N.Y. (Barclays Center); (6) Big Ten Tournament, Chicago, Ill. (United Center); (7) NCAA Tournament, Auburn Hills, Mich. (The Palace of Auburn Hills); (8) NCAA Tournament, Arlington, Texas (Cowboy Stadium); (9) NCAA Tournament, Atlanta, Ga. (Georgia Dome)

Head Coach John Beilein

Beilein's Career Year-By-Year

School	Season	Total	Overall
Erie C.C.	1978-79	35	20-15
Erie C.C.	1979-80	25	17-8
Erie C.C.	1980-81	29	21-8
Erie C.C.	1981-82	29	17-12
Totals		118	75-43

School	Season	Total	Overall	Home	Away	Neutral
Nazareth	1982-83	26	20-6	9-1	10-4	1-1
Totals		26	20-6	9-1	10-4	1-1

School	Season	Total	Overall	Home	Away	Neutral	Postseason
LeMoyne	1983-84	28	20-8	12-2	8-4	0-2	-----
LeMoyne	1984-85	29	19-10	11-3	7-6	1-1	-----
LeMoyne	1985-86	29	14-15	10-2	3-11	1-2	-----
LeMoyne	1986-87	30	20-10	11-2	9-8	0-0	-----
LeMoyne	1987-88	30	24-6	12-1	12-5	0-0	NCAA II, First Rd.
LeMoyne	1988-89	27	15-12	9-3	6-9	0-0	-----
LeMoyne	1989-90	29	17-12	10-2	7-10	0-0	-----
LeMoyne	1990-91	29	19-10	11-2	8-6	0-2	-----
LeMoyne	1991-92	26	15-11	8-4	7-7	0-0	-----
Totals		257	163-94	94-21	67-66	2-7	

School	Season	Total	Overall	Home	Away	Neutral	League	Overall	Finish	Home	Away	Neutral	Postseason
Canisius	1992-93	28	10-18	6-5	3-11	1-2	MAAC	5-9	6th	3-4	2-5	0-0	-----
Canisius	1993-94	29	22-7	15-0	6-6	1-1	MAAC	12-2	1st	7-0	5-2	0-0	NIT, First Rd.
Canisius	1994-95	35	21-14	8-4	11-6	2-4	MAAC	10-4	2nd	5-2	5-2	0-0	NIT, Semifinal
Canisius	1995-96	30	19-11	8-3	7-6	4-2	MAAC	7-7	5th	4-3	3-4	0-0	NCAA, First Rd.
Canisius	1996-97	29	17-12	9-4	5-7	3-1	MAAC	10-4	t-2nd	6-1	4-3	0-0	-----
Totals		151	89-62	46-16	32-36	11-10	MAAC	44-26		25-10	19-16	0-0	

School	Season	Total	Overall	Home	Away	Neutral	League	Overall	Finish	Home	Away	Neutral	Postseason
Richmond	1997-98	31	23-8	10-1	6-6	7-1	CAA	12-4	3rd	8-0	4-4	0-0	NCAA, Second Rd.
Richmond	1998-99	27	15-12	11-1	3-10	1-1	CAA	10-6	3rd	8-0	2-6	0-0	-----
Richmond	1999-2000	30	18-12	7-5	8-6	3-1	CAA	11-5	3rd	7-1	4-4	0-0	-----
Richmond	2000-01	29	22-7	12-2	9-4	1-1	CAA	12-4	1st	7-1	5-3	0-0	NIT, Second Rd.
Richmond	2001-02	36	22-14	13-5	7-6	2-3	Atlantic 10	11-5	2nd	7-1	4-4	0-0	NIT, Quarterfinal
Totals		153	100-53	53-14	33-32	14-7	CAA/A-10	56-24		37-3	19-21	0-0	

School	Season	Total	Overall	Home	Away	Neutral	League	Overall	Finish	Home	Away	Neutral	Postseason
West Virginia	2002-03	29	14-15	9-5	2-8	3-2	Big East	5-11	6th - West	3-5	2-6	0-0	-----
West Virginia	2003-04	31	17-14	10-4	4-7	3-3	Big East	7-9	t-8th	5-3	2-6	0-0	NIT, Second Rd.
West Virginia	2004-05	35	24-11	11-3	6-5	7-3	Big East	8-8	t-7th	5-3	3-5	0-0	NCAA, Elite Eight
West Virginia	2005-06	33	22-11	13-2	5-4	4-5	Big East	11-5	3rd	7-1	4-4	0-0	NCAA, Sweet 16
West Virginia	2006-07	36	27-9	17-1	3-6	7-2	Big East	9-7	t-7th	7-1	2-6	0-0	NIT, Champions
Totals		164	104-60	60-15	20-30	24-15	Big East	40-40		27-13	13-27	0-0	

School	Season	Total	Overall	Home	Away	Neutral	League	Overall	Finish	Home	Away	Neutral	Postseason
Michigan	2007-08	32	10-22	6-9	2-10	2-3	Big Ten	5-13	9th	3-6	2-7	0-0	-----
Michigan	2008-09	35	21-14	14-3	3-8	4-3	Big Ten	9-9	t-7th	6-3	3-6	0-0	NCAA, Second Rd.
Michigan	2009-10	32	15-17	10-6	3-8	2-3	Big Ten	7-11	t-7th	4-5	3-6	0-0	-----
Michigan	2010-11	35	21-14	14-5	5-5	2-4	Big Ten	9-9	t-4th	5-4	4-5	0-0	NCAA, Third Rd.
Michigan	2011-12	34	24-10	15-1	6-6	3-3	Big Ten	13-5	t-1st	8-1	5-4	0-0	NCAA, Second Rd.
Michigan	2012-13	39	31-8	17-1	5-5	9-2	Big Ten	12-6	t-4th	8-1	4-5	0-0	NCAA, National Runner-up
Michigan	2013-14	1	1-0	1-0	0-0	0-0	Big Ten	0-0	-	0-0	0-0	0-0	
Totals		208	123-85	77-25	24-42	22-18		55-53		34-20	21-33	0-0	

The John Beilein File

Birthdate: February 5, 1953
Hometown: Burt, N.Y.
High School: DeSales Catholic (Lockport, N.Y.)
College Undergrad: Wheeling Jesuit, 1975 (B.A., History)
College Masters: Niagara, 1981 (M.S., Education)
Family: Married; wife Kathleen
Children (4): Seana, Patrick, Mark and Andrew
Grandchildren (2): Finley Rose and John Griffin
Pronunciation: "Bee-Line"

Coaching Career

Years	School	Position
1979-82	Erie Community College	Head Coach
1982-83	Nazareth College	Head Coach
1984-92	LeMoyne College	Head Coach
1993-97	Canisius College	Head Coach
1998-2002	University of Richmond	Head Coach
2003-07	West Virginia University	Head Coach
2008-present	University of Michigan	Head Coach

The Coaching Staff



Jeff Meyer
Assistant Coach | Sixth Season

Jeff Meyer begins his 35th season as a collegiate coach and his sixth season with the Michigan basketball program.

Meyer has been a proven winner at every level. During his 34-year tenure in college basketball, his teams have registered a 642-406 (.613) overall record and been to 12 NCAA Tournaments (two Final Four, two Elite Eight and three Sweet 16), and has also made four NIT appearances.

During his time in Ann Arbor, Meyer has helped the Wolverines advance to four NCAA Tournaments (2009, 2011, 2012 and 2013) as well as the 2013 Final Four -- the first for the program in 20 years.

Prior to joining the Wolverine staff, Meyer spent two seasons as an assistant coach at Indiana (2006-08), two seasons as an assistant at Missouri (2004-06), three years as an assistant at Butler (2001-04) and three years as associate head coach at Winthrop (1998-2001).

In 16 years as the head coach at Liberty University (1981-97), Meyer registered a 259-206 mark to become the Flames' all-time winningest coach. He led the team to the 1994 Big South Tournament championship and a bid to the NCAA Tournament.

Meyer began his career as an assistant to Lee Rose at Purdue University (1978-80), helping the Boilermakers reach the 1980 NCAA Final Four. Meyer then joined Rose at the University of South Florida (1980-81), helping the Bulls to an appearance in the NIT.

Meyer, a 1976 graduate of Taylor University, and his wife Karen are the parents of two daughters, Holli and Sarah, and a son, Josh. The Meyer's have three grandchildren, Alexander, Stella and Hazel.



Bacari Alexander
Assistant Coach | Fourth Season

Bacari Alexander begins his fourth season as an assistant coach with Michigan basketball.

In his three seasons in Ann Arbor, Alexander has helped lead the Wolverines to three straight NCAA Tournament bids, including a trip to the 2013 Final Four -- the first for the program in 20 years. With the 2012-13 season culminating in a national runner-up finish, U-M matched the school record for wins in a season at 31.

Alexander came to Michigan after spending two seasons as an assistant coach at Western Michigan (2008-10). Prior to joining the Broncos, he was at Ohio University for one season (2007-08).

Alexander began his coaching career spending six seasons at his alma mater, the University of Detroit (2001-07), under head coach Perry Watson. Alexander helped the Titans compile 96 wins in six seasons.

As a collegiate player, Alexander spent two seasons at Detroit after beginning his career at Robert Morris.

Alexander received the President's Award as UDM's most outstanding senior student-athlete, and graduated in 1999 with a bachelor's of science in business administration and finance.

After graduation, he worked for the Detroit Pistons as a Player Programs Coordinator, then left to return to the court as a member of the world-famous Harlem Globetrotters. During his two seasons (2000-01) with the Trotters, Alexander played basketball in 13 countries, while also directing several camps for the team around the United States.

Alexander has also been recognized as one of the most fashionable assistant coach in America. Alexander is a five-time (2005, '07, '09, '10, '13) winner of CollegelInsider.com's Runway to the Fashionable Four and runner-up in 2008. He is the only five-time winner (head or assistant coach) in the contest's history.

Alexander and his wife, Keshia, have one son, Mekhi.



LaVall Jordan
Assistant Coach | Fourth Season

LaVall Jordan begins his fourth season as an assistant coach on John Beilein's staff.

An Albion, Mich., native, Jordan is one of U-M's top recruiters and coaches the Maize and Blue backcourt players, while continuing to help in the development of defensive strategies, scouting opponents and on-court coaching.

In three seasons in Ann Arbor, Jordan has helped the Wolverines to three straight NCAA Tournament bids, including a trip to the 2013 Final Four -- the first for the program in 20 years. With the 2012-13 season culminating in a national runner-up finish, U-M matched the school record for wins in a season at 31.

Before joining the Wolverine program, Jordan spent three years at Iowa (2007-10) as an assistant coach under former Hawkeye head coach Todd Lickliter.

Prior to his arrival at Iowa, Jordan spent four years coaching at his alma mater, Butler (2003-07), as an assistant coach for three seasons (2004-07) and as the coordinator of basketball operations for one season (2003-04). Jordan helped guide the Bulldogs to a 29-7 record in 2006-07, sharing the Horizon League regular-season title in 2007. Butler advanced to the Sweet 16 in the NCAA Tournament that year before falling to eventual national champion Florida.

Before embarking on his coaching career, Jordan was a starting guard at Butler (1998-2001), helping the Bulldogs win three conference tournament titles and two Midwestern Collegiate Conference regular-season championships.


Jordan earned his bachelor's degree in journalism from Butler in 2001 and went on to play professional basketball in Europe. He was the first Butler player to participate in the National Basketball Developmental League, playing for the Huntsville Flight.

Jordan and his wife, Destinee, have three daughters, Ava, Alanna and Adalynn.

Player Statistics

M

1



GLENN ROBINSON III

- > Sophomore
- > Forward | 6-6 | 220
- > St. John, Ind. | Lake Central High School
- > School of Kinesiology | Undecided major
- > Born on Jan. 8, 1994 in Gary, Ind.

GLENN ROBINSON III | CAREER STATISTICS

Career	G	S	Min	Avg	FG	FGA	FG%	3FG	3FGA	3FG%	FT	FTA	FT%	Off	Def	Reb	Avg	Foul	DQ	Ast	Avg	TO	Blk	Stl	Pts	Avg	W	L
2012-13	39	39	1312	33.6	167	292	.572	23	71	.324	71	105	.676	83	128	211	5.4	44	0	43	0.3	32	10	39	428	11.0	31	8
2013-14	1	1	36	36.0	4	8	.500	0	3	.000	7	10	.700	3	4	7	7.0	3	0	4	1.0	1	0	3	15	15.0	1	0
Totals	40	40	1348	33.7	171	300	.570	23	74	.311	78	115	.678	86	132	218	5.5	47	0	47	0.3	33	10	42	443	11.1	32	8

Big Ten	G	S	Min	Avg	FG	FGA	FG%	3FG	3FGA	3FG%	FT	FTA	FT%	Off	Def	Reb	Avg	Foul	DQ	Ast	Avg	TO	Blk	Stl	Pts	Avg	W	L
2012-13	18	18	623	34.6	71	127	.559	9	29	.310	31	44	.705	30	62	92	5.1	24	0	21	0.3	11	1	18	182	10.1	12	6
2013-14	0	0	0	0.0	0	0	.000	0	0	.000	0	0	.000	0	0	0	0.0	0	0	0	0.0	0	0	0	0.0	0	0	
Totals	18	18	623	34.6	71	127	.559	9	29	.310	31	44	.705	30	62	92	5.1	24	0	21	0.3	11	1	18	182	10.1	12	6

GLENN ROBINSON III | 2013-14 GAME-BY-GAME

OPPONENT	DATE	RESULT	G-S	FG	3FG	FT	O-D	REB	PF	PTS	A	TO	BLK	STL	MIN
UMASS-LOWELL	11/8/2013	W, 60-42	1-1	4-8	0-3	7-10	3-4	7	3	15	3	1	0	3	36
SOUTH CAROLINA ST.	11/12/2013														
at Iowa State	11/17/2013														
vs. Long Beach State	11/21/2013														
vs. Florida State/VCU	11/22/2013														
vs. TBD	11/24/2013														
COPPIN STATE	11/29/2013														
at Duke	12/3/2013														
HOUSTON BAPTIST	12/7/2013														
ARIZONA	12/14/2013														
vs. Stanford	12/21/2013														
HOLY CROSS	12/28/2013														
at Minnesota+	1/2/2014														
NORTHWESTERN+	1/5/2014														
at Nebraska+	1/9/2014														
PENN STATE+	1/14/2014														
at Wisconsin+	1/18/2014														
IOWA+	1/22/2014														
at Michigan State+	1/25/2014														
PURDUE+	1/30/2014														
at Indiana+	2/2/2014														
NEBRASKA+	2/5/2014														
at Iowa+	2/8/2014														
at Ohio State+	2/11/2014														
WISCONSIN+	2/16/2014														
MICHIGAN STATE+	2/23/2014														
at Purdue+	2/26/2014														
MINNESOTA+	3/1/2013														
at Illinois+	3/4/2013														
INDIANA+	3/8/2013														
B1G First	3/13/2014														
B1G Quarterfinal	3/14/2014														
B1G Semifinal	3/15/2014														
B1G Final	3/16/2014														

POINTS

Career: 21 (3x), last: vs. SDSU (3/21/13)
2013-14: 17, UMass-Lowell (11/8/13)

FIELD GOALS

Career: 9, Central Michigan (12/29/12)
2013-14: 4, UMass-Lowell (11/8/13)

FIELD GOAL ATTEMPTS

Career: 13 (2x), last: Iowa (1/6/13)
2013-14: 8, UMass-Lowell (11/8/13)

3-POINT FIELD GOALS

Career: 3 (2x), last: vs. SDSU (3/21/13)
2013-14:

3-POINT FIELD GOAL ATTEMPTS

Career: 4, Ohio State (1/13/13)
2013-14: 3, UMass-Lowell (11/8/13)

FREE THROWS

Career: 9, Penn State (2/17/13)
2013-14: 7, UMass-Lowell (11/8/13)

FREE THROW ATTEMPTS

Career: 11, Penn State (2/17/13)
2013-14: 10, UMass-Lowell (11/8/13)

REBOUNDS

Career: 12, Kansas State (11/23/12)
2013-14: 7, UMass-Lowell (11/8/13)

ASSISTS

Career: 4 (2x), last: UMass-Lowell (11/8/13)
2013-14: 4, UMass-Lowell (11/8/13)

BLOCKS

Career: 2 (3x), last: vs. Florida (3/31/13)
2013-14:

STEALS

Career: 3 (4x), last: UMass-Lowell (11/8/13)
2013-14: 3, UMass-Lowell (11/8/13)

MINUTES

Career: 42, vs. Kansas (3/29/13)
2013-14: 36, UMass-Lowell (11/8/13)

Player Statistics

M

2



SPIKE ALBRECHT

- > Sophomore
- > Guard | 5-11 | 175
- > Crown Point, Ind. | Northfield Mount Hermon Prep [Mass.]
- > College of Literature, Science & the Arts | Undecided major
- > Born August 24, 1992 in Crown Point, Ind.

SPIKE ALBRECHT | CAREER STATISTICS

Career	G	S	Min	Avg	FG	FGA	FG%	3FG	3FGA	3FG%	FT	FTA	FT%	Off	Def	Reb	Avg	Foul	DQ	Ast	Avg	TO	Blk	Stl	Pts	Avg	W	L
2012-13	39	0	317	8.1	28	59	.475	18	33	.545	10	12	.833	4	27	31	0.8	24	0	28	1.0	15	1	12	84	2.2	31	8
2013-14	1	0	12	12.0	2	4	.500	1	2	.500	0	0	.000	1	0	1	1.0	1	0	1	0.5	0	0	0	5	5.0	1	0
Totals	40	0	329	8.2	30	63	.476	19	35	.543	10	12	.833	5	27	32	0.8	25	0	29	1.0	15	1	12	89	2.2	32	8

Big Ten	G	S	Min	Avg	FG	FGA	FG%	3FG	3FGA	3FG%	FT	FTA	FT%	Off	Def	Reb	Avg	Foul	DQ	Ast	Avg	TO	Blk	Stl	Pts	Avg	W	L
2012-13	18	0	128	7.1	7	19	.368	4	10	.400	4	4	1.000	2	11	13	0.7	12	0	9	0.5	6	1	5	22	1.2	12	6
2013-14	0	0	0	0.0	0	0	.000	0	0	.000	0	0	.000	0	0	0	0.0	0	0	0	0.0	0	0	0	0.0	0	0	
Totals	18	0	128	7.1	7	19	.368	4	10	.400	4	4	1.000	2	11	13	0.7	12	0	9	1.3	6	1	5	22	1.2	12	6

SPIKE ALBRECHT | 2013-14 GAME-BY-GAME

OPPONENT	DATE	RESULT	G-S	FG	3FG	FT	O-D	REB	PF	PTS	A	TO	BLK	STL	MIN
UMASS-LOWELL	11/8/2013	W, 69-42	1-0	2-4	1-2	0-0	1-0	1	1	5	1	0	0	0	12
SOUTH CAROLINA ST.	11/12/2013														
at Iowa State	11/17/2013														
vs. Long Beach State	11/21/2013														
vs. Florida State/VCU	11/22/2013														
vs. TBD	11/24/2013														
COPPIN STATE	11/29/2013														
at Duke	12/3/2013														
HOUSTON BAPTIST	12/7/2013														
ARIZONA	12/14/2013														
vs. Stanford	12/21/2013														
HOLY CROSS	12/28/2013														
at Minnesota+	1/2/2014														
NORTHWESTERN+	1/5/2014														
at Nebraska+	1/9/2014														
PENN STATE+	1/14/2014														
at Wisconsin+	1/18/2014														
IOWA+	1/22/2014														
at Michigan State+	1/25/2014														
PURDUE+	1/30/2014														
at Indiana+	2/2/2014														
NEBRASKA+	2/5/2014														
at Iowa+	2/8/2014														
at Ohio State+	2/11/2014														
WISCONSIN+	2/16/2014														
MICHIGAN STATE+	2/23/2014														
at Purdue+	2/26/2014														
MINNESOTA+	3/1/2013														
at Illinois+	3/4/2013														
INDIANA+	3/8/2013														
B1G First	3/13/2014														
B1G Quarterfinal	3/14/2014														
B1G Semifinal	3/15/2014														
B1G Final	3/16/2014														

POINTS

Career: 17 vs. Louisville (4/8/13)
2013-14: 5, UMass-Lowell (11/8/13)

FIELD GOALS

Career: 6, vs. Louisville (4/8/13)
2013-14: 2, UMass-Lowell (11/8/13)

FIELD GOAL ATTEMPTS

Career: 9, vs. Louisville (4/8/13)
2013-14: 4, UMass-Lowell (11/8/13)

3-POINT FIELD GOALS

Career: 4, vs. Louisville (4/8/13)
2013-14: 1, UMass-Lowell (11/8/13)

3-POINT FIELD GOAL ATTEMPTS

Career: 5, vs. Louisville (4/8/13)
2013-14: 2, UMass-Lowell (11/8/13)

FREE THROWS

Career: 4, at Ohio State (1/13/13)
2013-14:

FREE THROW ATTEMPTS

Career: 4, at Ohio State (1/13/13)
2013-14:

REBOUNDS

Career: 2 (6x), last: Michigan State (3/3/13)
2013-14: 1, UMass-Lowell (11/8/13)

ASSISTS

Career: 2 (9x), last: vs. VCU (3/23/13)
2013-14: 1, UMass-Lowell (11/8/13)

BLOCKS

Career: 1, at Michigan State (2/12/13)
2013-14:

STEALS

Career: 3, vs. Florida (3/31/13)
2013-14:


MINUTES

Career: 28, vs. Louisville (4/6/13)
2013-14: 12, UMass-Lowell (11/8/13)

Player Statistics

M

4



MITCH MCGARY

- > Sophomore
- > Forward | 6-10 | 255
- > Chesterton, Ind. | Brewster Academy [N.H.]
- > College of Literature, Science & the Arts | Undecided major
- > Born June 6, 1992 in Chesterton, Ind

MITCH MCGARY | CAREER STATISTICS

Career	G	S	Min	Avg	FG	FGA	FG%	3FG	3FGA	3FG%	FT	FTA	FT%	Off	Def	Reb	Avg	Foul	DQ	Ast	Avg	TO	Blk	Stl	Pts	Avg	W	L
2012-13	39	39	1312	33.6	167	292	.572	23	71	.324	71	105	.676	83	128	211	5.4	44	0	43	0.3	32	10	39	428	11.0	31	8
2013-14	0	0	0	0.0	0	0	.000	0	0	.000	0	0	.000	0	0	0	0.0	0	0	0	0.0	0	0	0	0.0	1	0	
Totals	39	8	769	19.7	134	224	.598	0	0	.000	23	52	.442	99	147	246	6.3	92	0	25	0.2	47	28	42	291	7.5	32	8

Big Ten	G	S	Min	Avg	FG	FGA	FG%	3FG	3FGA	3FG%	FT	FTA	FT%	Off	Def	Reb	Avg	Foul	DQ	Ast	Avg	TO	Blk	Stl	Pts	Avg	W	L
2012-13	18	18	623	34.6	71	127	.559	9	29	.310	31	44	.705	30	62	92	5.1	24	0	21	0.3	11	1	18	182	10.1	12	6
2013-14	0	0	0	0.0	0	0	.000	0	0	.000	0	0	.000	0	0	0	0.0	0	0	0	0.0	0	0	0	0.0	0	0	
Totals	18	18	623	34.6	71	127	.559	9	29	.310	31	44	.705	30	62	92	5.1	24	0	21	0.3	11	1	18	182	10.1	12	6

MITCH MCGARY | 2013-14 GAME-BY-GAME

OPPONENT	DATE	RESULT	G-S	FG	3FG	FT	O-D	REB	PF	PTS	A	TO	BLK	STL	MIN
UMASS-LOWELL	11/8/2013	W, 69-42	DNP												
SOUTH CAROLINA ST.	11/12/2013														
at Iowa State	11/17/2013														
vs. Long Beach State	11/21/2013														
vs. Florida State/VCU	11/22/2013														
vs. TBD	11/24/2013														
COPPIN STATE	11/29/2013														
at Duke	12/3/2013														
HOUSTON BAPTIST	12/7/2013														
ARIZONA	12/14/2013														
vs. Stanford	12/21/2013														
HOLY CROSS	12/28/2013														
at Minnesota+	1/2/2014														
NORTHWESTERN+	1/5/2014														
at Nebraska+	1/9/2014														
PENN STATE+	1/14/2014														
at Wisconsin+	1/18/2014														
IOWA+	1/22/2014														
at Michigan State+	1/25/2014														
PURDUE+	1/30/2014														
at Indiana+	2/2/2014														
NEBRASKA+	2/5/2014														
at Iowa+	2/8/2014														
at Ohio State+	2/11/2014														
WISCONSIN+	2/16/2014														
MICHIGAN STATE+	2/23/2014														
at Purdue+	2/26/2014														
MINNESOTA+	3/1/2013														
at Illinois+	3/4/2013														
INDIANA+	3/8/2013														
B1G First	3/13/2014														
B1G Quarterfinal	3/14/2014														
B1G Semifinal	3/15/2014														
B1G Final	3/16/2014														

POINTS

Career: 25, vs. Kansas (3/29/13)
 2013-14:

FIELD GOALS

Career: 12, vs. Kansas (3/29/13)
 2013-14:

FIELD GOAL ATTEMPTS

Career: 17, vs. Kansas (3/29/13)
 2013-14:

3-POINT FIELD GOALS

Career: none to date
 2013-14:

3-POINT FIELD GOAL ATTEMPTS

Career: none to date
 2013-14:

FREE THROWS

Career: 3 (2x), last: vs. Wisconsin (3/15/13)
 2013-14:

FREE THROW ATTEMPTS

Career: 5, Michigan State (3/3/13)
 2013-14:

REBOUNDS

Career: 14, vs. VCU (3/23/13)
 2013-14:

ASSISTS

Career: 6, vs. Syracuse (4/6/13)
 2013-14:

BLOCKS

Career: 3, Iowa (1/6/13)
 2013-14:

STEALS

Career: 5, vs. Florida (3/31/13)
 2013-14:


MINUTES

Career: 36, vs. Syracuse (4/6/13)
 2013-14:

Player Statistics

M

5



ANDREW DAKICH

- > Freshman
- > Guard | 6-2 | 185
- > Zionsville, Ind. | Zionsville Community HS
- > College of Literature, Science & the Arts | Undecided major
- > Born May 10, 1994 in Bloomington, Ind.

ANDREW DAKICH | CAREER STATISTICS

Career	G	S	Min	Avg	FG	FGA	FG%	3FG	3FGA	3FG%	FT	FTA	FT%	Off	Def	Reb	Avg	Foul	DQ	Ast	Avg	TO	Blk	Stl	Pts	Avg	W	L
2013-14	1	0	2	2.0	0	0	.000	0	0	.000	0	0	.000	0	0	0	0.0	0	0	0	0.0	0	0	0	0	0.0	1	0
Totals	1	0	2	2.0	0	0	.000	0	0	.000	0	0	.000	0	0	0	0.0	0	0	0	0.0	0	0	0	0.0	1	0	

Big Ten	G	S	Min	Avg	FG	FGA	FG%	3FG	3FGA	3FG%	FT	FTA	FT%	Off	Def	Reb	Avg	Foul	DQ	Ast	Avg	TO	Blk	Stl	Pts	Avg	W	L
2013-14	0	0	0	0.0	0	0	.000	0	0	.000	0	0	.000	0	0	0	0.0	0	0	0	0.0	0	0	0	0	0.0	0	0
Totals	0	0	0	0.0	0	0	.000	0	0	.000	0	0	.000	0	0	0	0.0	0	0	0	0.0	0	0	0	0.0	0	0	

ANDREW DAKICH | 2013-14 GAME-BY-GAME

OPPONENT	DATE	RESULT	G-S	FG	3FG	FT	O-D	REB	PF	PTS	A	TO	BLK	STL	MIN
UMASS-LOWELL	11/8/2013	W, 69-43	1-0	0-1	0-0	0-0	0-0	0	0	0	0	0	0	0	2
SOUTH CAROLINA ST.	11/12/2013														
at Iowa State	11/17/2013														
vs. Long Beach State	11/21/2013														
vs. Florida State/VCU	11/22/2013														
vs. TBD	11/24/2013														
COPPIN STATE	11/29/2013														
at Duke	12/3/2013														
HOUSTON BAPTIST	12/7/2013														
ARIZONA	12/14/2013														
vs. Stanford	12/21/2013														
HOLY CROSS	12/28/2013														
at Minnesota+	1/2/2014														
NORTHWESTERN+	1/5/2014														
at Nebraska+	1/9/2014														
PENN STATE+	1/14/2014														
at Wisconsin+	1/18/2014														
IOWA+	1/22/2014														
at Michigan State+	1/25/2014														
PURDUE+	1/30/2014														
at Indiana+	2/2/2014														
NEBRASKA+	2/5/2014														
at Iowa+	2/8/2014														
at Ohio State+	2/11/2014														
WISCONSIN+	2/16/2014														
MICHIGAN STATE+	2/23/2014														
at Purdue+	2/26/2014														
MINNESOTA+	3/1/2013														
at Illinois+	3/4/2013														
INDIANA+	3/8/2013														
B1G First	3/13/2014														
B1G Quarterfinal	3/14/2014														
B1G Semifinal	3/15/2014														
B1G Final	3/16/2014														

POINTS

Career:
2013-14:

FIELD GOALS

Career:
2013-14:

FIELD GOAL ATTEMPTS

Career: 1, UMass-Lowell (11/8/13)
2013-14: 1, UMass-Lowell (11/8/13)

3-POINT FIELD GOALS

Career:
2013-14:

3-POINT FIELD GOAL ATTEMPTS

Career:
2013-14:

FREE THROWS

Career:
2013-14:

FREE THROW ATTEMPTS

Career:
2013-14:

REBOUNDS

Career:
2013-14:

ASSISTS

Career:
2013-14:

BLOCKS

Career:
2013-14:

STEALS

Career:
2013-14:


MINUTES

Career: 2, UMass-Lowell (11/8/13)
2013-14: 2, UMass-Lowell (11/8/13)

Player Statistics

M

10



DERRICK WALTON JR.

- > Freshman
- > Guard | 6-1 | 185
- > Harper Woods, Mich. | Chandler Park Academy
- > College of Literature, Science & the Arts | Undecided major
- > Born April 3, 1995 in Detroit, Mich.

DERRICK WALTON JR. | CAREER STATISTICS

Career	G	S	Min	Avg	FG	FGA	FG%	3FG	3FGA	3FG%	FT	FTA	FT%	Off	Def	Reb	Avg	Foul	DQ	Ast	Avg	TO	Blk	Stl	Pts	Avg	W	L
2013-14	1	1	27	27.0	1	4	.250	0	1	.000	4	4	1.000	0	4	4	4.0	0	0	4	4.0	1	0	3	6	6.0	1	0
Totals	1	1	27	27.0	1	4	.250	0	1	.000	4	4	1.000	0	4	4	4.0	0	0	4	4.0	1	0	3	6	6.0	1	0

Big Ten	G	S	Min	Avg	FG	FGA	FG%	3FG	3FGA	3FG%	FT	FTA	FT%	Off	Def	Reb	Avg	Foul	DQ	Ast	Avg	TO	Blk	Stl	Pts	Avg	W	L
2013-14	0	0	0	0.0	0	0	.000	0	0	.000	0	0	.000	0	0	0	0.0	0	0	0	0.0	0	0	0	0	0.0	0	0
Totals	0	0	0	0.0	0	0	.000	0	0	.000	0	0	.000	0	0	0	0.0	0	0	0	0.0	0	0	0	0.0	0	0	

DERRICK WALTON JR. | 2013-14 GAME-BY-GAME

OPPONENT	DATE	RESULT	G-S	FG	3FG	FT	O-D	REB	PF	PTS	A	TO	BLK	STL	MIN
UMASS-LOWELL	11/8/2013	W, 69-42	1-1	1-4	0-1	4-4	0-4	4	0	6	4	1	0	3	27
SOUTH CAROLINA ST.	11/12/2013														
at Iowa State	11/17/2013														
vs. Long Beach State	11/21/2013														
vs. Florida State/VCU	11/22/2013														
vs. TBD	11/24/2013														
COPPIN STATE	11/29/2013														
at Duke	12/3/2013														
HOUSTON BAPTIST	12/7/2013														
ARIZONA	12/14/2013														
vs. Stanford	12/21/2013														
HOLY CROSS	12/28/2013														
at Minnesota+	1/2/2014														
NORTHWESTERN+	1/5/2014														
at Nebraska+	1/9/2014														
PENN STATE+	1/14/2014														
at Wisconsin+	1/18/2014														
IOWA+	1/22/2014														
at Michigan State+	1/25/2014														
PURDUE+	1/30/2014														
at Indiana+	2/2/2014														
NEBRASKA+	2/5/2014														
at Iowa+	2/8/2014														
at Ohio State+	2/11/2014														
WISCONSIN+	2/16/2014														
MICHIGAN STATE+	2/23/2014														
at Purdue+	2/26/2014														
MINNESOTA+	3/1/2013														
at Illinois+	3/4/2013														
INDIANA+	3/8/2013														
B1G First	3/13/2014														
B1G Quarterfinal	3/14/2014														
B1G Semifinal	3/15/2014														
B1G Final	3/16/2014														

POINTS

Career: 6, UMass-Lowell (11/8/13)
 2013-14: 6, UMass-Lowell (11/8/13)

FIELD GOALS

Career: 1, UMass-Lowell (11/8/13)
 2013-14: 1, UMass-Lowell (11/8/13)

FIELD GOAL ATTEMPTS

Career: 4, UMass-Lowell (11/8/13)
 2013-14: 4, UMass-Lowell (11/8/13)

3-POINT FIELD GOALS

Career:
 2013-14:

3-POINT FIELD GOAL ATTEMPTS

Career: 1, UMass-Lowell (11/8/13)
 2013-14: 1, UMass-Lowell (11/8/13)

FREE THROWS

Career: 4, UMass-Lowell (11/8/13)
 2013-14: 4, UMass-Lowell (11/8/13)

FREE THROW ATTEMPTS

Career: 4, UMass-Lowell (11/8/13)
 2013-14: 4, UMass-Lowell (11/8/13)

REBOUNDS

Career: 4, UMass-Lowell (11/8/13)
 2013-14: 4, UMass-Lowell (11/8/13)

ASSISTS

Career: 4, UMass-Lowell (11/8/13)
 2013-14: 4, UMass-Lowell (11/8/13)

BLOCKS

Career:
 2013-14:

STEALS

Career: 3, UMass-Lowell (11/8/13)
 2013-14: 3, UMass-Lowell (11/8/13)


MINUTES

Career: 27, UMass-Lowell (11/8/13)
 2013-14: 27, UMass-Lowell (11/8/13)

Player Statistics

M

11



NIK STAUSKAS

- > Sophomore
- > Guard | 6-6 | 205
- > Mississauga, Ontario, Canada | St. Mark's School [Mass.]
- > College of Literature, Science & the Arts | Undecided major
- > Born October 7, 1993 in Etobicoke, Ontario, Canada

NIK STAUSKAS | CAREER STATISTICS

Career	G	S	Min	Avg	FG	FGA	FG%	3FG	3FGA	3FG%	FT	FTA	FT%	Off	Def	Reb	Avg	Foul	DQ	Ast	Avg	TO	Blk	Stl	Pts	Avg	W	L
2012-13	39	39	1312	33.6	167	292	.572	23	71	.324	71	105	.676	83	128	211	5.4	44	0	43	0.3	32	10	39	428	11.0	31	8
2013-14	1	1	25	25.0	1	5	.200	1	3	.333	6	8	.750	0	1	1	1.0	2	0	2	2.0	2	0	0	9	9.0	1	0
Totals	40	34	1215	30.4	139	303	.459	81	185	.438	80	95	.842	20	97	117	2.9	28	0	54	0.4	46	9	22	439	11.0	32	8

Big Ten	G	S	Min	Avg	FG	FGA	FG%	3FG	3FGA	3FG%	FT	FTA	FT%	Off	Def	Reb	Avg	Foul	DQ	Ast	Avg	TO	Blk	Stl	Pts	Avg	W	L
2012-13	18	18	623	34.6	71	127	.559	9	29	.310	31	44	.705	30	62	92	5.1	24	0	21	0.3	11	1	18	182	10.1	12	6
2013-14	0	0	0	0.0	0	0	.000	0	0	.000	0	0	.000	0	0	0	0.0	0	0	0	0.0	0	0	0	0.0	0	0	
Totals	18	18	623	34.6	71	127	.559	9	29	.310	31	44	.705	30	62	92	5.1	24	0	21	0.3	11	1	18	182	10.1	12	6

NIK STAUSKAS | 2013-14 GAME-BY-GAME

OPPONENT	DATE	RESULT	G-S	FG	3FG	FT	O-D	REB	PF	PTS	A	TO	BLK	STL	MIN
UMASS-LOWELL	11/8/2013	W, 69-42	1-1	1-5	1-3	6-8	0-1	1	2	9	2	2	0	0	25
SOUTH CAROLINA ST. 11/12/2013															
at Iowa State	11/17/2013														
vs. Long Beach State	11/21/2013														
vs. Florida State/VCU	11/22/2013														
vs. TBD	11/24/2013														
COPPIN STATE 11/29/2013															
at Duke	12/3/2013														
HOUSTON BAPTIST 12/7/2013															
ARIZONA	12/14/2013														
vs. Stanford	12/21/2013														
HOLY CROSS 12/28/2013															
at Minnesota+	1/2/2014														
NORTHWESTERN+ 1/5/2014															
at Nebraska+	1/9/2014														
PENN STATE+ 1/14/2014															
at Wisconsin+	1/18/2014														
IOWA+ 1/22/2014															
at Michigan State+	1/25/2014														
PURDUE+ 1/30/2014															
at Indiana+	2/2/2014														
NEBRASKA+ 2/5/2014															
at Iowa+	2/8/2014														
at Ohio State+	2/11/2014														
WISCONSIN+ 2/16/2014															
MICHIGAN STATE+ 2/23/2014															
at Purdue+	2/26/2014														
MINNESOTA+ 3/1/2013															
at Illinois+	3/4/2013														
INDIANA+ 3/8/2013															
B1G First	3/13/2014														
B1G Quarterfinal	3/14/2014														
B1G Semifinal	3/15/2014														
B1G Final	3/16/2014														

POINTS

Career: 22 (2x), last: vs. Florida (3/31/13)
 2013-14: 9, UMass-Lowell (11/8/13)

FIELD GOALS

Career: 8, at Bradley (12/1/12)
 2013-14: 1, UMass-Lowell (11/8/13)

FIELD GOAL ATTEMPTS

Career: 15, at Bradley (12/1/12)
 2013-14: 5, UMass-Lowell (11/8/13)

3-POINT FIELD GOALS

Career: 6, vs. Florida (3/31/13)
 2013-14: 1, UMass-Lowell (11/8/13)

3-POINT FIELD GOAL ATTEMPTS

Career: 8 (3x), last: CMU (12/29/12)
 2013-14: 3, UMass-Lowell (11/8/13)

FREE THROWS

Career: 7, at Purdue (3/6/13)
 2013-14: 6, UMass-Lowell (11/8/13)

FREE THROW ATTEMPTS

Career: 8 (2x), last: UMass-Lowell (11/8/13)
 2013-14: 8, UMass-Lowell (11/8/13)

REBOUNDS

Career: 8, at Penn State (2/27/13)
 2013-14: 1, UMass-Lowell (11/8/13)

ASSISTS

Career: 4 (2x), last: Penn State (2/17/13)
 2013-14: 2, UMass-Lowell (11/8/13)

BLOCKS

Career: 2, vs. Wisconsin (3/15/13)
 2013-14:

STEALS

Career: 2 (4x), last: at Penn State (2/27/13)
 2013-14:


MINUTES

Career: 43, Ohio State (2/5/13)
 2013-14: 25, UMass-Lowell (11/8/13)

Player Statistics

M

12



COLE McCONNELL

- > Freshman
- > Guard | 6-5 | 200
- > Atherton, Calif. | New Hampton Prep [N.H.]
- > College of Literature, Science & the Arts | Undecided major
- > Born June 26, 1994 in San Francisco, Calif.

COLE McCONNELL | CAREER STATISTICS

Career	G	S	Min	Avg	FG	FGA	FG%	3FG	3FGA	3FG%	FT	FTA	FT%	Off	Def	Reb	Avg	Foul	DQ	Ast	Avg	TO	Blk	Stl	Pts	Avg	W	L
2013-14	1	0	2	2.0	0	0	.000	0	0	.000	0	0	.000	0	0	0	0.0	0	0	0	0.0	0	0	0	0	0.0	1	0
Totals	1	0	2	2.0	0	0	.000	0	0	.000	0	0	.000	0	0	0	0.0	0	0	0	0.0	0	0	0	0	0.0	1	0

Big Ten	G	S	Min	Avg	FG	FGA	FG%	3FG	3FGA	3FG%	FT	FTA	FT%	Off	Def	Reb	Avg	Foul	DQ	Ast	Avg	TO	Blk	Stl	Pts	Avg	W	L
2013-14	0	0	0	0.0	0	0	.000	0	0	.000	0	0	.000	0	0	0	0.0	0	0	0	0.0	0	0	0	0	0.0	0	0
Totals	0	0	0	0.0	0	0	.000	0	0	.000	0	0	.000	0	0	0	0.0	0	0	0	0.0	0	0	0	0.0	0	0	

COLE McCONNELL | 2013-14 GAME-BY-GAME

OPPONENT	DATE	RESULT	G-S	FG	3FG	FT	O-D	REB	PF	PTS	A	TO	BLK	STL	MIN
UMASS-LOWELL	11/8/2013	W, 69-42	1-0	0-0	0-0	0-0	0-0	0	0	0	0	0	0	0	2
SOUTH CAROLINA ST.	11/12/2013														
at Iowa State	11/17/2013														
vs. Long Beach State	11/21/2013														
vs. Florida State/VCU	11/22/2013														
vs. TBD	11/24/2013														
COPPIN STATE	11/29/2013														
at Duke	12/3/2013														
HOUSTON BAPTIST	12/7/2013														
ARIZONA	12/14/2013														
vs. Stanford	12/21/2013														
HOLY CROSS	12/28/2013														
at Minnesota+	1/2/2014														
NORTHWESTERN+	1/5/2014														
at Nebraska+	1/9/2014														
PENN STATE+	1/14/2014														
at Wisconsin+	1/18/2014														
IOWA+	1/22/2014														
at Michigan State+	1/25/2014														
PURDUE+	1/30/2014														
at Indiana+	2/2/2014														
NEBRASKA+	2/5/2014														
at Iowa+	2/8/2014														
at Ohio State+	2/11/2014														
WISCONSIN+	2/16/2014														
MICHIGAN STATE+	2/23/2014														
at Purdue+	2/26/2014														
MINNESOTA+	3/1/2013														
at Illinois+	3/4/2013														
INDIANA+	3/8/2013														
B1G First	3/13/2014														
B1G Quarterfinal	3/14/2014														
B1G Semifinal	3/15/2014														
B1G Final	3/16/2014														

POINTS

Career:
2013-14:

FIELD GOALS

Career:
2013-14:

FIELD GOAL ATTEMPTS

Career:
2013-14:

3-POINT FIELD GOALS

Career:
2013-14:

3-POINT FIELD GOAL ATTEMPTS

Career:
2013-14:

FREE THROWS

Career:
2013-14:

FREE THROW ATTEMPTS

Career:
2013-14:

REBOUNDS

Career:
2013-14:

ASSISTS

Career:
2013-14:

BLOCKS

Career:
2013-14:

STEALS

Career:
2013-14:


MINUTES

Career: 2, UMass-Lowell (11/8/13)
2013-14: 2, UMass-Lowell (11/8/13)

Player Statistics

M

14



BRAD ANLAUF

- > Sophomore
- > Forward | 6-4 | 195
- > Hinsdale, Ill. | Hinsdale Central High School
- > College of Literature, Science & the Arts | Undecided major
- > Born August 23, 1993 in Ann Arbor, Mich.

BRAD ANLAUF | CAREER STATISTICS

Career	G	S	Min	Avg	FG	FGA	FG%	3FG	3FGA	3FG%	FT	FTA	FT%	Off	Def	Reb	Avg	Foul	DQ	Ast	Avg	TO	Blk	Stl	Pts	Avg	W	L
2012-13	DNP (member of U-M football team)																											
2013-14	1	0	2	2.0	0	0	.000	0	0	.000	0	0	.000	0	0	0	0.0	0	0	0	0.0	0	0	0	0	0.0	1	0
Totals	1	0	2	2.0	0	0	.000	0	0	.000	0	0	.000	0	0	0	0.0	0	0	0	0.0	0	0	0	0	0.0	1	0

Big Ten	G	S	Min	Avg	FG	FGA	FG%	3FG	3FGA	3FG%	FT	FTA	FT%	Off	Def	Reb	Avg	Foul	DQ	Ast	Avg	TO	Blk	Stl	Pts	Avg	W	L
2012-13	DNP (member of U-M football team)																											
2013-14	0	0	0	0.0	0	0	.000	0	0	.000	0	0	.000	0	0	0	0.0	0	0	0	0.0	0	0	0	0	0.0	0	0
Totals	0	0	0	0.0	0	0	.000	0	0	.000	0	0	.000	0	0	0	0.0	0	0	0	0.0	0	0	0	0	0.0	0	0

BRAD ANLAUF | 2013-14 GAME-BY-GAME

OPPONENT	DATE	RESULT	G-S	FG	3FG	FT	O-D	REB	PF	PTS	A	TO	BLK	STL	MIN
UMASS-LOWELL	11/8/2013	W, 69-42	1-0	0-0	0-0	0-0	0-0	0	0	0	0	0	0	0	2
SOUTH CAROLINA ST. 11/12/2013															
at Iowa State	11/17/2013														
vs. Long Beach State	11/21/2013														
vs. Florida State/VCU	11/22/2013														
vs. TBD	11/24/2013														
COPPIN STATE 11/29/2013															
at Duke	12/3/2013														
HOUSTON BAPTIST 12/7/2013															
ARIZONA 12/14/2013															
vs. Stanford	12/21/2013														
HOLY CROSS 12/28/2013															
at Minnesota+	1/2/2014														
NORTHWESTERN+ 1/5/2014															
at Nebraska+	1/9/2014														
PENN STATE+ 1/14/2014															
at Wisconsin+	1/18/2014														
IOWA+ 1/22/2014															
at Michigan State+	1/25/2014														
PURDUE+ 1/30/2014															
at Indiana+	2/2/2014														
NEBRASKA+ 2/5/2014															
at Iowa+	2/8/2014														
at Ohio State+	2/11/2014														
WISCONSIN+ 2/16/2014															
MICHIGAN STATE+ 2/23/2014															
at Purdue+	2/26/2014														
MINNESOTA+ 3/1/2013															
at Illinois+	3/4/2013														
INDIANA+ 3/8/2013															
B1G First	3/13/2014														
B1G Quarterfinal	3/14/2014														
B1G Semifinal	3/15/2014														
B1G Final	3/16/2014														

POINTS

Career:
2013-14:

FIELD GOALS

Career:
2013-14:

FIELD GOAL ATTEMPTS

Career:
2013-14:

3-POINT FIELD GOALS

Career:
2013-14:

3-POINT FIELD GOAL ATTEMPTS

Career:
2013-14:

FREE THROWS

Career:
2013-14:

FREE THROW ATTEMPTS

Career:
2013-14:

REBOUNDS

Career:
2013-14:

ASSISTS

Career:
2013-14:

BLOCKS

Career:
2013-14:

STEALS

Career:
2013-14:


MINUTES

Career: 2, UMass-Lowell (11/8/13)
2013-14: 2, UMass-Lowell (11/8/13)

Player Statistics

M

15



JON HORFORD

- > Redshirt-Junior
- > Forward | 6-10 | 250
- > Grand Ledge, Mich. | Grand Ledge High School
- > School of Kinesiology | General Studies major
- > Born October 16, 1991 in Lansing, Mich.

JON HORFORD | CAREER STATISTICS

Career	G	S	Min	Avg	FG	FGA	FG%	3FG	3FGA	3FG%	FT	FTA	FT%	Off	Def	Reb	Avg	Foul	DQ	Ast	Avg	TO	Blk	Stl	Pts	Avg	W	L
2010-11	29	0	196	6.8	22	46	.478	1	8	.125	13	18	.722	18	40	58	2.0	40	0	3	0.1	10	11	1	58	2.0	21	14
2011-12	9	1	97	10.8	9	17	.529	0	0	.000	6	7	.857	13	19	32	3.6	10	0	1	0.1	5	9	3	24	2.7	24	10
2012-13	32	4	281	8.8	34	59	.576	0	0	.000	19	27	.704	24	47	71	2.2	46	0	9	0.3	14	16	8	87	2.7	31	8
2013-14	1	1	22	22.0	2	8	.250	0	1	.000	1	2	.500	5	7	12	12.0	1	0	1	1.0	0	1	1	5	5.0	1	0
Totals	71	6	596	8.4	67	130	.515	1	9	.111	39	54	.722	60	113	173	2.4	97	0	14	0.2	29	37	13	174	2.5	77	32

Big Ten	G	S	Min	Avg	FG	FGA	FG%	3FG	3FGA	3FG%	FT	FTA	FT%	Off	Def	Reb	Avg	Foul	DQ	Ast	Avg	TO	Blk	Stl	Pts	Avg	W	L
2010-11	16	0	92	5.8	8	20	.400	0	3	.000	5	7	.714	4	13	17	1.1	18	0	1	0.1	4	4	0	21	1.3	9	9
2011-12	0	0	0	0.0	0	0	.000	0	0	.000	0	0	.000	0	0	0	0.0	0	0	0	0.0	0	0	0	0.0	13	5	
2012-13	14	4	131	9.4	16	28	.571	0	0	.000	9	11	.818	11	21	32	2.3	23	0	5	0.4	10	9	4	41	2.9	12	6
2013-14	0	0	0	0.0	0	0	.000	0	0	.000	0	0	.000	0	0	0	0.0	0	0	0	0.0	0	0	0	0.0	0	0	
Totals	30	4	223	7.4	24	48	.500	0	3	.000	14	18	.778	15	34	49	1.6	41	0	6	0.2	14	13	4	62	2.1	34	20

JON HORFORD | 2013-14 GAME-BY-GAME

OPPONENT	DATE	RESULT	G-S	FG	3FG	FT	O-D	REB	PF	PTS	A	TO	BLK	STL	MIN
UMASS-LOWELL	11/8/2013	W, 69-42	1-1	2-8	0-1	1-2	5-7	12	1	5	1	0	1	1	22
SOUTH CAROLINA ST. 11/12/2013															
at Iowa State	11/17/2013														
vs. Long Beach State	11/21/2013														
vs. Florida State/VCU	11/22/2013														
vs. TBD	11/24/2013														
COPPIN STATE 11/29/2013															
at Duke	12/3/2013														
HOUSTON BAPTIST 12/7/2013															
ARIZONA	12/14/2013														
vs. Stanford	12/21/2013														
HOLY CROSS 12/28/2013															
at Minnesota+	1/2/2014														
NORTHWESTERN+ 1/5/2014															
at Nebraska+	1/9/2014														
PENN STATE+ 1/14/2014															
at Wisconsin+	1/18/2014														
IOWA+ 1/22/2014															
at Michigan State+	1/25/2014														
PURDUE+ 1/30/2014															
at Indiana+	2/2/2014														
NEBRASKA+ 2/5/2014															
at Iowa+	2/8/2014														
at Ohio State+	2/11/2014														
WISCONSIN+ 2/16/2014															
MICHIGAN STATE+ 2/23/2014															
at Purdue+	2/26/2014														
MINNESOTA+ 3/1/2013															
at Illinois+	3/4/2013														
INDIANA+ 3/8/2013															
B1G First	3/13/2014														
B1G Quarterfinal	3/14/2014														
B1G Semifinal	3/15/2014														
B1G Final	3/16/2014														

POINTS

Career: 12, vs. UCLA (11/23/11)
 2013-14: 5, UMass-Lowell (11/8/13)

FIELD GOALS

Career: 5, vs. UCLA (11/23/11)
 2013-14: 2, UMass-Lowell (11/8/13)

FIELD GOAL ATTEMPTS

Career: 8, UMass-Lowell (11/8/13)
 2013-14: 8, UMass-Lowell (11/8/13)

3-POINT FIELD GOALS

Career: 1, Utah (12/10/10)
 2013-14:

3-POINT FIELD GOAL ATTEMPTS

Career: 2 (2x), last: Utah (12/10/10)
 2013-14: 1, UMass-Lowell (11/8/13)

FREE THROWS

Career: 4, Northwestern (1/30/13)
 2013-14: 1, UMass-Lowell (11/8/13)

FREE THROW ATTEMPTS

Career: 5, Northwestern (1/30/13)
 2013-14: 2, UMass-Lowell (11/8/13)

REBOUNDS

Career: 12, UMass-Lowell (11/8/13)
 2013-14: 12, UMass-Lowell (11/8/13)

ASSISTS

Career: 2 (2x), last: Ohio State (2/5/13)
 2013-14: 1, UMass-Lowell (11/8/13)

BLOCKS

Career: 4, Memphis (11/21/11)
 2013-14: 1, UMass-Lowell (11/8/13)

STEALS

Career: 2 (3x), last: Penn State (2/17/13)
 2013-14: 1, UMass-Lowell (11/8/13)

MINUTES

Career: 22, UMass-Lowell (11/8/13)
 2013-14: 22, UMass-Lowell (11/8/13)

Player Statistics

M
20



SEAN LONERGAN

- > Freshman
- > Guard | 6-5 | 190
- > Fishers, Ind. | Fishers HS
- > College of Literature, Science & the Arts | Undecided major
- > Born May 3, 1995 in Lake Forest, Ill.

SEAN LONERGAN | CAREER STATISTICS

Career	G	S	Min	Avg	FG	FGA	FG%	3FG	3FGA	3FG%	FT	FTA	FT%	Off	Def	Reb	Avg	Foul	DQ	Ast	Avg	TO	Blk	Stl	Pts	Avg	W	L
2013-14	1	0	2	2.0	0	0	.000	0	0	.000	0	0	.000	0	2	2	2.0	0	0	0	0.0	0	1	0	0	0.0	1	
Totals	1	0	2	2.0	0	0	.000	0	0	.000	0	0	.000	0	2	2	2.0	0	0	0	0.0	0	1	0	0	0.0	1	

Big Ten	G	S	Min	Avg	FG	FGA	FG%	3FG	3FGA	3FG%	FT	FTA	FT%	Off	Def	Reb	Avg	Foul	DQ	Ast	Avg	TO	Blk	Stl	Pts	Avg	W	L
2013-14	0	0	0	0.0	0	0	.000	0	0	.000	0	0	.000	0	0	0	0.0	0	0	0	0.0	0	0	0	0	0.0	0	
Totals	0	0	0	0.0	0	0	.000	0	0	.000	0	0	.000	0	0	0	0.0	0	0	0	0.0	0	0	0	0.0	0		

SEAN LONERGAN | 2013-14 GAME-BY-GAME

OPPONENT	DATE	RESULT	G-S	FG	3FG	FT	O-D	REB	PF	PTS	A	TO	BLK	STL	MIN
UMASS-LOWELL	11/8/2013	W, 69-42	1-0	0-0	0-0	0-0	0-2	2	0	0	0	0	1	0	2
SOUTH CAROLINA ST.	11/12/2013														
at Iowa State	11/17/2013														
vs. Long Beach State	11/21/2013														
vs. Florida State/VCU	11/22/2013														
vs. TBD	11/24/2013														
COPPIN STATE	11/29/2013														
at Duke	12/3/2013														
HOUSTON BAPTIST	12/7/2013														
ARIZONA	12/14/2013														
vs. Stanford	12/21/2013														
HOLY CROSS	12/28/2013														
at Minnesota+	1/2/2014														
NORTHWESTERN+	1/5/2014														
at Nebraska+	1/9/2014														
PENN STATE+	1/14/2014														
at Wisconsin+	1/18/2014														
IOWA+	1/22/2014														
at Michigan State+	1/25/2014														
PURDUE+	1/30/2014														
at Indiana+	2/2/2014														
NEBRASKA+	2/5/2014														
at Iowa+	2/8/2014														
at Ohio State+	2/11/2014														
WISCONSIN+	2/16/2014														
MICHIGAN STATE+	2/23/2014														
at Purdue+	2/26/2014														
MINNESOTA+	3/1/2013														
at Illinois+	3/4/2013														
INDIANA+	3/8/2013														
B1G First	3/13/2014														
B1G Quarterfinal	3/14/2014														
B1G Semifinal	3/15/2014														
B1G Final	3/16/2014														

POINTS

Career:
2013-14:

FIELD GOALS

Career:
2013-14:

FIELD GOAL ATTEMPTS

Career:
2013-14:

3-POINT FIELD GOALS

Career:
2013-14:

3-POINT FIELD GOAL ATTEMPTS

Career:
2013-14:

FREE THROWS

Career:
2013-14:

FREE THROW ATTEMPTS

Career:
2013-14:

REBOUNDS

Career: 2, UMass-Lowell (11/8/13)
2013-14: 2, UMass-Lowell (11/8/13)

ASSISTS

Career:
2013-14:

BLOCKS

Career: 1, UMass-Lowell (11/8/13)
2013-14: 1, UMass-Lowell (11/8/13)

STEALS

Career:
2013-14:

MINUTES

Career: 2, UMass-Lowell (11/8/13)
2013-14: 2, UMass-Lowell (11/8/13)

Player Statistics

M
21



ZAK IRVIN

- > Freshman
- > Guard | 6-6 | 200
- > Fishers, Ind. | Hamilton Southeastern HS
- > College of Literature, Science & the Arts | Undecided major
- > Born September 5, 1994 on Fishers, Ind.

ZAK IRVIN | CAREER STATISTICS

Career	G	S	Min	Avg	FG	FGA	FG%	3FG	3FGA	3FG%	FT	FTA	FT%	Off	Def	Reb	Avg	Foul	DQ	Ast	Avg	TO	Blk	Stl	Pts	Avg	W	L
2013-14	1	0	17	17.0	3	7	.429	2	4	.500	2	3	.667	0	0	0	0.0	1	0	0	0.0	0	0	0	10	10.0	1	0
Totals	1	0	17	17.0	3	7	.429	2	4	.500	2	3	.667	0	0	0	0.0	1	0	0	0.0	0	0	0	10	10.0	1	0

Big Ten	G	S	Min	Avg	FG	FGA	FG%	3FG	3FGA	3FG%	FT	FTA	FT%	Off	Def	Reb	Avg	Foul	DQ	Ast	Avg	TO	Blk	Stl	Pts	Avg	W	L
2013-14	0	0	0	0.0	0	0	.000	0	0	.000	0	0	.000	0	0	0	0.0	0	0	0	0.0	0	0	0	0	0.0	0	0
Totals	0	0	0	0.0	0	0	.000	0	0	.000	0	0	.000	0	0	0	0.0	0	0	0	0.0	0	0	0	0.0	0	0	

ZAK IRVIN | 2013-14 GAME-BY-GAME

OPPONENT	DATE	RESULT	G-S	FG	3FG	FT	O-D	REB	PF	PTS	A	TO	BLK	STL	MIN
UMASS-LOWELL	11/8/2013	W, 69-42	1-0	3-7	2-4	2-3	0-0	0	1	10	0	0	0	0	17
SOUTH CAROLINA ST. 11/12/2013															
at Iowa State	11/17/2013														
vs. Long Beach State	11/21/2013														
vs. Florida State/VCU	11/22/2013														
vs. TBD	11/24/2013														
COPPIN STATE 11/29/2013															
at Duke	12/3/2013														
HOUSTON BAPTIST 12/7/2013															
ARIZONA 12/14/2013															
vs. Stanford	12/21/2013														
HOLY CROSS 12/28/2013															
at Minnesota+	1/2/2014														
NORTHWESTERN+ 1/5/2014															
at Nebraska+	1/9/2014														
PENN STATE+ 1/14/2014															
at Wisconsin+	1/18/2014														
IOWA+ 1/22/2014															
at Michigan State+	1/25/2014														
PURDUE+ 1/30/2014															
at Indiana+	2/2/2014														
NEBRASKA+ 2/5/2014															
at Iowa+	2/8/2014														
at Ohio State+	2/11/2014														
WISCONSIN+ 2/16/2014															
MICHIGAN STATE+ 2/23/2014															
at Purdue+	2/26/2014														
MINNESOTA+ 3/1/2013															
at Illinois+	3/4/2013														
INDIANA+ 3/8/2013															
B1G First	3/13/2014														
B1G Quarterfinal	3/14/2014														
B1G Semifinal	3/15/2014														
B1G Final	3/16/2014														

POINTS

Career: 10, UMass-Lowell (11/8/13)
2013-14: 10, UMass-Lowell (11/8/13)

FIELD GOALS

Career: 3, UMass-Lowell (11/8/13)
2013-14: 3, UMass-Lowell (11/8/13)

FIELD GOAL ATTEMPTS

Career: 7, UMass-Lowell (11/8/13)
2013-14: 7, UMass-Lowell (11/8/13)

3-POINT FIELD GOALS

Career: 2, UMass-Lowell (11/8/13)
2013-14: 2, UMass-Lowell (11/8/13)

3-POINT FIELD GOAL ATTEMPTS

Career: 4, UMass-Lowell (11/8/13)
2013-14: 4, UMass-Lowell (11/8/13)

FREE THROWS

Career: 2, UMass-Lowell (11/8/13)
2013-14: 2, UMass-Lowell (11/8/13)

FREE THROW ATTEMPTS

Career: 3, UMass-Lowell (11/8/13)
2013-14: 3, UMass-Lowell (11/8/13)

REBOUNDS

Career:
2013-14:

ASSISTS

Career:
2013-14:

BLOCKS

Career:
2013-14:

STEALS


Career:
2013-14:

MINUTES

Career: 17, UMass-Lowell (11/8/13)
2013-14: 17, UMass-Lowell (11/8/13)

Player Statistics

M
23



CARIS LEVERT

- > Sophomore
- > Guard | 6-5 | 185
- > Pickerington, Ohio | Central High School
- > College of Literature, Science & the Arts | Undecided major
- > Born August 25, 1994 in Columbus, Ohio

CARIS LEVERT | CAREER STATISTICS

Career	G	S	Min	Avg	FG	FGA	FG%	3FG	3FGA	3FG%	FT	FTA	FT%	Off	Def	Reb	Avg	Foul	DQ	Ast	Avg	TO	Blk	Stl	Pts	Avg	W	L
2012-13	33	1	356	10.8	28	89	.315	13	43	.302	7	14	.500	6	30	36	1.1	39	0	25	0.8	10	2	6	76	2.3	31	8
2013-14	1	1	35	35.0	6	11	.545	1	3	.333	4	5	.800	0	5	5	5.0	1	0	1	0.2	1	0	2	17	17.0	1	
Totals	34	2	391	11.5	34	100	.340	14	46	.304	11	19	.579	6	35	41	1.2	40	0	26	0.8	11	2	8	93	2.7	32	

Big Ten	G	S	Min	Avg	FG	FGA	FG%	3FG	3FGA	3FG%	FT	FTA	FT%	Off	Def	Reb	Avg	Foul	DQ	Ast	Avg	TO	Blk	Stl	Pts	Avg	W	L
2012-13	18	0	196	10.9	16	51	.314	7	25	.280	7	12	.583	1	18	19	1.1	25	0	7	0.4	5	0	5	46	2.6	12	6
2013-14	0	0	0	0.0	0	0	.000	0	0	.000	0	0	.000	0	0	0	0.0	0	0	0	0.0	0	0	0	0.0	0	0	
Totals	18	0	196	10.9	16	51	.314	7	25	.280	7	12	.583	1	18	19	1.1	25	0	7	0.4	5	0	5	46	2.6	12	6

CARIS LEVERT | 2013-14 GAME-BY-GAME

OPPONENT	DATE	RESULT	G-S	FG	3FG	FT	O-D	REB	PF	PTS	A	TO	BLK	STL	MIN
UMASS-LOWELL	11/8/2013	W, 69-42	1-1	6-11	1-3	4-5	0-5	5	1	17	1	1	0	2	35
SOUTH CAROLINA ST. 11/12/2013															
at Iowa State	11/17/2013														
vs. Long Beach State	11/21/2013														
vs. Florida State/VCU	11/22/2013														
vs. TBD	11/24/2013														
COPPIN STATE 11/29/2013															
at Duke	12/3/2013														
HOUSTON BAPTIST 12/7/2013															
ARIZONA	12/14/2013														
vs. Stanford	12/21/2013														
HOLY CROSS 12/28/2013															
at Minnesota+	1/2/2014														
NORTHWESTERN+ 1/5/2014															
at Nebraska+	1/9/2014														
PENN STATE+ 1/14/2014															
at Wisconsin+	1/18/2014														
IOWA+ 1/22/2014															
at Michigan State+	1/25/2014														
PURDUE+ 1/30/2014															
at Indiana+	2/2/2014														
NEBRASKA+ 2/5/2014															
at Iowa+	2/8/2014														
at Ohio State+	2/11/2014														
WISCONSIN+ 2/16/2014															
MICHIGAN STATE+ 2/23/2014															
at Purdue+	2/26/2014														
MINNESOTA+ 3/1/2013															
at Illinois+	3/4/2013														
INDIANA+ 3/8/2013															
B1G First	3/13/2014														
B1G Quarterfinal	3/14/2014														
B1G Semifinal	3/15/2014														
B1G Final	3/16/2014														

POINTS

Career: 17, UMass-Lowell (11/8/13)
 2013-14: 17, UMass-Lowell (11/8/13)

FIELD GOALS

Career: 6, UMass-Lowell (11/8/13)
 2013-14: 6, UMass-Lowell (11/8/13)

FIELD GOAL ATTEMPTS

Career: 11 (3x) UMass-Lowell (11/8/13)
 2013-14: 11, UMass-Lowell (11/8/13)

3-POINT FIELD GOALS

Career: 2 (4x), last: vs. Syracuse (4/6/13)
 2013-14: 1, UMass-Lowell (11/8/13)

3-POINT FIELD GOAL ATTEMPTS

Career: 4, Central Michigan (12/29/12)
 2013-14: 3, UMass-Lowell (11/8/13)

FREE THROWS

Career: 4, UMass-Lowell (11/8/13)
 2013-14: 4, UMass-Lowell (11/8/13)

FREE THROW ATTEMPTS

Career: 5, UMass-Lowell (11/8/13)
 2013-14: 5, UMass-Lowell (11/8/13)

REBOUNDS

Career: 5, UMass-Lowell (11/8/13)
 2013-14: 5, UMass-Lowell (11/8/13)

ASSISTS

Career: 5, Central Michigan (12/29/12)
 2013-14: 1, UMass-Lowell (11/8/13)

BLOCKS

Career: 1 (2x), last vs. Florida (3/31/13)
 2013-14:

STEALS


Career: 2 (2x), last: UMass-Lowell (11/8/13)
 2013-14: 2, UMass-Lowell (11/8/13)

MINUTES

Career: 35, UMass-Lowell (11/8/13)
 2013-14: 35, UMass-Lowell (11/8/13)

Player Statistics

M
34



MARK DONNAL

- > Freshman
- > Forward | 6-9 | 230
- > Monclova, Ohio | Anthony Wayne HS
- > College of Literature, Science & the Arts | Undecided major
- > Born May 5, 1995 in Toledo, Ohio

MARK DONNAL | CAREER STATISTICS

Career	G	S	Min	Avg	FG	FGA	FG%	3FG	3FGA	3FG%	FT	FTA	FT%	Off	Def	Reb	Avg	Foul	DQ	Ast	Avg	TO	Blk	Stl	Pts	Avg	W	L
2013-14	0	0	0	0.0	0	0	.000	0	0	.000	0	0	.000	0	0	0	0.0	0	0	0	0.0	0	0	0	0.0	1	0	
Totals	0	0	0	0.0	0	0	.000	0	0	.000	0	0	.000	0	0	0	0.0	0	0	0	0.0	0	0	0	0.0	1	0	

Big Ten	G	S	Min	Avg	FG	FGA	FG%	3FG	3FGA	3FG%	FT	FTA	FT%	Off	Def	Reb	Avg	Foul	DQ	Ast	Avg	TO	Blk	Stl	Pts	Avg	W	L
2013-14	0	0	0	0.0	0	0	.000	0	0	.000	0	0	.000	0	0	0	0.0	0	0	0	0.0	0	0	0	0.0	0	0	
Totals	0	0	0	0.0	0	0	.000	0	0	.000	0	0	.000	0	0	0	0.0	0	0	0	0.0	0	0	0	0.0	0	0	

MARK DONNAL | 2013-14 GAME-BY-GAME

OPPONENT	DATE	RESULT	G-S	FG	3FG	FT	O-D	REB	PF	PTS	A	TO	BLK	STL	MIN
UMASS-LOWELL	11/8/2013	W, 69-42	DNP												
SOUTH CAROLINA ST.	11/12/2013														
at Iowa State	11/17/2013														
vs. Long Beach State	11/21/2013														
vs. Florida State/VCU	11/22/2013														
vs. TBD	11/24/2013														
COPPIN STATE	11/29/2013														
at Duke	12/3/2013														
HOUSTON BAPTIST	12/7/2013														
ARIZONA	12/14/2013														
vs. Stanford	12/21/2013														
HOLY CROSS	12/28/2013														
at Minnesota+	1/2/2014														
NORTHWESTERN+	1/5/2014														
at Nebraska+	1/9/2014														
PENN STATE+	1/14/2014														
at Wisconsin+	1/18/2014														
IOWA+	1/22/2014														
at Michigan State+	1/25/2014														
PURDUE+	1/30/2014														
at Indiana+	2/2/2014														
NEBRASKA+	2/5/2014														
at Iowa+	2/8/2014														
at Ohio State+	2/11/2014														
WISCONSIN+	2/16/2014														
MICHIGAN STATE+	2/23/2014														
at Purdue+	2/26/2014														
MINNESOTA+	3/1/2013														
at Illinois+	3/4/2013														
INDIANA+	3/8/2013														
B1G First	3/13/2014														
B1G Quarterfinal	3/14/2014														
B1G Semifinal	3/15/2014														
B1G Final	3/16/2014														

POINTS

Career:
2013-14:

FIELD GOALS

Career:
2013-14:

FIELD GOAL ATTEMPTS

Career:
2013-14:

3-POINT FIELD GOALS

Career:
2013-14:

3-POINT FIELD GOAL ATTEMPTS

Career:
2013-14:

FREE THROWS

Career:
2013-14:

FREE THROW ATTEMPTS

Career:
2013-14:

REBOUNDS

Career:
2013-14:

ASSISTS

Career:
2013-14:

BLOCKS

Career:
2013-14:

STEALS

Career:
2013-14:


MINUTES

Career:
2013-14:

Player Statistics

M

44



MAX BIELFELDT

- > Redshirt-Sophomore
- > Forward | 6-7 | 245
- > Peoria, Ill. | Peoria Notre Dame HS
- > College of Literature, Science & the Arts | Undecided major
- > Born June 7, 1993 in Peoria, Ill.

MAX BIELFELDT | CAREER STATISTICS

Career	G	S	Min	Avg	FG	FGA	FG%	3FG	3FGA	3FG%	FT	FTA	FT%	Off	Def	Reb	Avg	Foul	DQ	Ast	Avg	TO	Blk	Stl	Pts	Avg	W	L
2011-12 (RS)	0	0	0	0.0	0	0	.000	0	0	.000	0	0	.000	0	0	0	0.0	0	0	0	0.0	0	0	0	0	0.0	24	10
2012-13	20	0	106	5.3	9	20	.450	0	2	.000	5	12	.417	15	16	31	1.6	8	0	3	0.2	3	1	3	23	1.2	31	8
2013-14	1	0	6	6.0	0	3	.000	0	1	.000	0	0	.000	2	0	2	2.0	0	0	0	0.0	1	0	0	0	0.0	1	0
Totals	21	0	112	5.3	9	23	.391	0	3	.000	5	12	.417	17	16	33	1.6	8	0	3	0.1	4	1	3	23	1.1	56	18

Big Ten	G	S	Min	Avg	FG	FGA	FG%	3FG	3FGA	3FG%	FT	FTA	FT%	Off	Def	Reb	Avg	Foul	DQ	Ast	Avg	TO	Blk	Stl	Pts	Avg	W	L
2011-12 (RS)	0	0	0	0.0	0	0	.000	0	0	.000	0	0	.000	0	0	0	0.0	0	0	0	0.0	0	0	0	0	0.0	13	5
2012-13	10	0	60	6.0	4	9	.444	0	0	.000	5	10	.500	7	5	12	1.2	6	0	1	0.1	1	0	2	13	1.3	12	6
2013-14	0	0	0	0.0	0	0	.000	0	0	.000	0	0	.000	0	0	0	0.0	0	0	0	0.0	0	0	0	0	0.0	0	0
Totals	10	0	60	6.0	4	9	.444	0	0	.000	5	10	.500	7	5	12	1.2	6	0	1	0.1	1	0	2	13	1.3	25	11

MAX BIELFELDT | 2013-14 GAME-BY-GAME

OPPONENT	DATE	RESULT	G-S	FG	3FG	FT	O-D	REB	PF	PTS	A	TO	BLK	STL	MIN
UMASS-LOWELL	11/8/2013	W, 69-42	1-0	0-3	0-1	0-0	2-0	2	0	0	0	1	0	0	6
SOUTH CAROLINA ST.	11/12/2013														
at Iowa State	11/17/2013														
vs. Long Beach State	11/21/2013														
vs. Florida State/VCU	11/22/2013														
vs. TBD	11/24/2013														
COPPIN STATE	11/29/2013														
at Duke	12/3/2013														
HOUSTON BAPTIST	12/7/2013														
ARIZONA	12/14/2013														
vs. Stanford	12/21/2013														
HOLY CROSS	12/28/2013														
at Minnesota+	1/2/2014														
NORTHWESTERN+	1/5/2014														
at Nebraska+	1/9/2014														
PENN STATE+	1/14/2014														
at Wisconsin+	1/18/2014														
IOWA+	1/22/2014														
at Michigan State+	1/25/2014														
PURDUE+	1/30/2014														
at Indiana+	2/2/2014														
NEBRASKA+	2/5/2014														
at Iowa+	2/8/2014														
at Ohio State+	2/11/2014														
WISCONSIN+	2/16/2014														
MICHIGAN STATE+	2/23/2014														
at Purdue+	2/26/2014														
MINNESOTA+	3/1/2013														
at Illinois+	3/4/2013														
INDIANA+	3/8/2013														
B1G First	3/13/2014														
B1G Quarterfinal	3/14/2014														
B1G Semifinal	3/15/2014														
B1G Final	3/16/2014														

POINTS

Career: 4 (2x), last: at Illinois (1/27/13)
 2013-14:

FIELD GOALS

Career: 1 (8x), last: at Wisconsin (2/9/13)
 2013-14:

FIELD GOAL ATTEMPTS

Career: 3 (3x), last: UMass-Lowell (11/8/13)
 2013-14: 3, UMass-Lowell (11/8/13)

3-POINT FIELD GOALS

Career: none to date
 2013-14:

3-POINT FIELD GOAL ATTEMPTS

Career: 1 (3x), last: UMass-Lowell (11/8/13)
 2013-14: 1, UMass-Lowell (11/8/13)

FREE THROWS

Career: 2 (2x), last: at Illinois (1/27/13)
 2013-14:

FREE THROW ATTEMPTS

Career: 4 (2x), last: at Illinois (1/27/13)
 2013-14:

REBOUNDS

Career: 6, IUPUI (11/12/12)
 2013-14: 2, UMass-Lowell (11/8/13)

ASSISTS

Career: 2, Eastern Michigan (12/20/12)
 2013-14:

BLOCKS

Career: 1, Kansas State (11/23/12)
 2013-14:

STEALS

Career: 1 (3x), last: at Purdue (3/6/13)
 2013-14:

MINUTES

Career: 18, at Wisconsin (2/9/13)
 2013-14: 6, UMass-Lowell (11/8/13)

Player Statistics

M
52



JORDAN MORGAN

- > Fifth-Year Senior
- > Forward | 6-8 | 250
- > Detroit, Mich. | University of Detroit Jesuit High School & Academy
- > Graduate School | College of Engineering | Manufacturing major
- > Born September 15, 1991 in Scott Air Force Base, Ill.

JORDAN MORGAN | CAREER STATISTICS

Career	G	S	Min	Avg	FG	FGA	FG%	3FG	3FGA	3FG%	FT	FTA	FT%	Off	Def	Reb	Avg	Foul	DQ	Ast	Avg	TO	Blk	Stl	Pts	Avg	W	L
2010-11	35	35	841	24.0	141	225	.627	0	0	.000	41	73	.562	73	115	188	5.4	111	2	18	0.5	53	19	21	323	9.2	21	14
2011-12	34	33	831	24.4	109	176	.619	0	0	.000	31	61	.508	75	116	191	5.6	80	0	11	0.3	53	9	22	249	7.3	24	10
2012-13	36	27	573	15.9	71	123	.577	0	0	.000	24	43	.558	62	92	154	4.3	50	1	13	0.4	33	3	15	166	4.6	31	8
2013-14	1	0	12	12.0	1	2	.500	0	0	.000	0	0	.000	1	2	3	3.0	2	0	0	0.0	1	0	1	2	2.0	1	0
Totals	106	95	2257	21.3	322	526	.612	0	0	.000	96	177	.542	211	325	536	5.1	243	3	42	0.4	140	31	59	740	7.0	92	49

Big Ten	G	S	Min	Avg	FG	FGA	FG%	3FG	3FGA	3FG%	FT	FTA	FT%	Off	Def	Reb	Avg	Foul	DQ	Ast	Avg	TO	Blk	Stl	Pts	Avg	W	L
2010-11	18	18	459	25.5	76	115	.661	0	0	.000	19	37	.514	24	63	87	4.8	59	1	5	0.3	27	13	6	171	9.5	9	9
2011-12	18	18	473	26.3	55	94	.585	0	0	.000	12	26	.462	40	73	113	6.3	47	0	9	0.5	26	3	14	122	6.8	13	5
2012-13	16	12	249	15.6	28	47	.596	0	0	.000	7	18	.389	32	46	78	4.9	26	1	6	0.4	15	0	6	63	3.9	12	6
2013-14	0	0	0	0.0	0	0	.000	0	0	.000	0	0	.000	0	0	0	0.0	0	0	0	0.0	0	0	0	0.0	0	0	
Totals	52	48	1181	22.7	159	256	.621	0	0	.000	38	81	.469	96	182	278	5.3	132	2	20	0.4	68	16	26	356	6.8	41	31

JORDAN MORGAN | 2013-14 GAME-BY-GAME

OPPONENT	DATE	RESULT	G-S	FG	3FG	FT	O-D	REB	PF	PTS	A	TO	BLK	STL	MIN
UMASS-LOWELL	11/8/2013	W, 69-42	1-0	1-2	0-0	0-0	1-2	3	2	2	0	1	0	1	12
SOUTH CAROLINA ST. 11/12/2013															
at Iowa State	11/17/2013														
vs. Long Beach State	11/21/2013														
vs. Florida State/VCU	11/22/2013														
vs. TBD	11/24/2013														
COPPIN STATE 11/29/2013															
at Duke	12/3/2013														
HOUSTON BAPTIST 12/7/2013															
ARIZONA	12/14/2013														
vs. Stanford	12/21/2013														
HOLY CROSS 12/28/2013															
at Minnesota+	1/2/2014														
NORTHWESTERN+ 1/5/2014															
at Nebraska+	1/9/2014														
PENN STATE+ 1/14/2014															
at Wisconsin+	1/18/2014														
IOWA+ 1/22/2014															
at Michigan State+	1/25/2014														
PURDUE+ 1/30/2014															
at Indiana+	2/2/2014														
NEBRASKA+ 2/5/2014															
at Iowa+	2/8/2014														
at Ohio State+	2/11/2014														
WISCONSIN+ 2/16/2014															
MICHIGAN STATE+ 2/23/2014															
at Purdue+	2/26/2014														
MINNESOTA+ 3/1/2013															
at Illinois+	3/4/2013														
INDIANA+ 3/8/2013															
B1G First	3/13/2014														
B1G Quarterfinal	3/14/2014														
B1G Semifinal	3/15/2014														
B1G Final	3/16/2014														

POINTS

Career: 27, Northwestern (2/9/11)
2013-14: 2, UMass-Lowell (11/8/13)

FIELD GOALS

Career: 11, Northwestern (2/9/11)
2013-14: 1, UMass-Lowell (11/8/13)

FIELD GOAL ATTEMPTS

Career: 15, Concordia (12/6/10)
2013-14: 2, UMass-Lowell (11/8/13)

3-POINT FIELD GOALS

Career: none to date
2013-14:

3-POINT FIELD GOAL ATTEMPTS

Career: none to date
2013-14:

FREE THROWS

Career: 6, at Iowa (2/19/11)
2013-14:

FREE THROW ATTEMPTS

Career: 9, at Iowa (2/19/11)
2013-14:

REBOUNDS

Career: 13, at Northwestern (1/3/13)
2013-14: 3, UMass-Lowell (11/8/13)

ASSISTS

Career: 3, Harvard (12/4/10)
2013-14:

BLOCKS

Career: 3 (2x), last: at Minnesota (2/26/11)
2013-14:

STEALS

Career: 3 (2x), last: Michigan State (3/3/13)
2013-14: 1, UMass-Lowell (11/8/13)

MINUTES

Career: 35 (2x), last: vs. Minnesota (3/9/12)
2013-14: 12, UMass-Lowell (11/8/13)

2013-14 Schedule & Results

Overall: 1-0 **Home: 1-0** **Road: 0-0** **Neutral: 0-0**
Big Ten: 0-0 **Home: 0-0** **Road: 0-0** **Neutral: 0-0**

Preseason			Michigan	Opponent	Michigan	Opponent	Michigan	
Date	Opponent	Result	High Scorer	High Scorer	High Rebounder	High Rebounder	High Assists	Attendance
Oct. 29	CONCORDIA (EXH)	W, 117-44	G. Robinson III (33)	T. Smith (10)	J. Horford (12)	J. Remstad (7)	C. LeVert (10)	12,707 [^]
Nov. 4	WAYNE STATE (EXH)	W, 79-60	N. Stauskas (17)	B. Coleman (25)	J. Horford (9)	B. Coleman (9)	two with (4)	11,898

Regular Season			Michigan	Opponent	Michigan	Opponent	Michigan	
Date	Opponent	Result	High Scorer	High Scorer	High Rebounder	High Rebounder	High Assists	Attendance
Nov. 8	UMASS-LOWELL	W, 69-42	C. LeVert (17)	A. Williams (16)	J. Horford (12)	A. Williams (7)	two with (4)	12,707 [^]
Nov. 12	SOUTH CAROLINA STATE							
Nov. 17	at Iowa State							
Nov. 21	vs. Long Beach State ¹							
Nov. 22	vs. Florida State/VCU ¹							
Nov. 24	vs. TBD ¹							
Nov. 29	COPPIN STATE							
Dec. 3	at Duke ²							
Dec. 7	HOUSTON BAPTIST							
Dec. 14	ARIZONA							
Dec. 21	vs. Stanford ³							
Dec. 28	HOLY CROSS							
Jan. 2	at Minnesota+							
Jan. 5	NORTHWESTERN+							
Jan. 9	at Nebraska+							
Jan. 14	PENN STATE+							
Jan. 18	at Wisconsin+							
Jan. 22	IOWA+							
Jan. 25	at Michigan State+ ⁴							
Jan. 30	PURDUE+							
Feb. 2	at Indiana+							
Feb. 5	NEBRASKA+							
Feb. 8	at Iowa+							
Feb. 11	at Ohio State+							
Feb. 16	WISCONSIN+							
Feb. 23	MICHIGAN STATE+							
Feb. 26	at Purdue+							
March 1	MINNESOTA+							
March 4	at Illinois+							
March 8	INDIANA+							

Big Ten Tournament			Michigan	Opponent	Michigan	Opponent	Michigan	
Date	Opponent	Result	High Scorer	High Scorer	High Rebounder	High Rebounder	High Assists	Attendance
March 13	First Round							
March 14	Quarterfinal							
March 15	Semifinals							
March 16	Championship							

NCAA Tournament			Michigan	Opponent	Michigan	Opponent	Michigan	
Date	Opponent	Result	High Scorer	High Scorer	High Rebounder	High Rebounder	High Assists	Attendance
March 18-19	First Four							
March 20-23	Second/Third Round							
March 27-30	Regional Round							
April 5	Final Four							
April 6	National Final							

Home games in **BOLDFACE CAPS** | + indicates Big Ten Conference game | [^] sellout

1: Puerto Rico Tip-Off, San Juan, Puerto Rico (Coliseo Roberto Clemente)

2: Big Ten/ACC Challenge, Durham, N.C. (Cameron Indoor Stadium)

3: Brooklyn Hoops Holiday Invitational, Brooklyn, N.Y. (Barclays Center)

4: ESPN College GameDay, East Lansing, Mich. (Breslin Center)

2013-14 Overall Attendance			
Record: 1-0			
Site	Games	Total	Average
Home	1	12,707	12,707
Away	0	0	0
Neutral	0	0	0
Totals	1	12,707	12,707

2013-14 Big Ten Attendance			
Record: 0-0			
Site	Games	Total	Average
Home	1	12,707	12,707
Away	0	0	0
Neutral	0	0	0
Totals	1	12,707	12,707

Michigan Basketball By the Numbers	
Seasons of Men's Basketball	98th
Total Games	2440
Overall Record	1462-978
20-Win Seasons	25
30-Win Seasons	3
Overtime Games	99 (62-36)
Michigan 100-Point Games	102 (97-5)

2013-14 Game-By-Game

		Robinson III (#1)	Albrecht (#2)	McGary (#4)	Dakich (#5)	Walton Jr. (#10)	Stauskas (#11)	McConnell (#12)
N8	UMASS-LOWELL	15-7-4	5-1-1	DNP	0-0-0	6-4-4	9-1-2	0-0-0
N12	SOUTH CAROLINA STATE							
N17	at Iowa State							
N21	vs. Long Beach State							
N22	vs. Florida State/VCU							
N24	vs. TBD							
N29	COPPIN STATE							
D3	at Duke							
D7	HOUSTON BAPTIST							
D14	ARIZONA							
D21	vs. Stanford							
D28	HOLY CROSS							
J2	at Minnesota+							
J5	NORTHWESTERN+							
J9	at Nebraska+							
J14	PENN STATE+							
J18	at Wisconsin+							
J22	IOWA+							
J25	at Michigan State+							
J30	PURDUE+							
F2	at Indiana+							
F5	NEBRASKA+							
F8	at Iowa+							
F11	at Ohio State+							
F16	WISCONSIN+							
F23	MICHIGAN STATE+							
F26	at Purdue+							
M1	MINNESOTA+							
M4	at Illinois+							
M8	INDIANA+							
M13	B1G First							
M14	B1G Quarterfinal							
M15	B1G Semifinal							
M16	B1G Final							

		Anlauf (#14)	Horford (#15)	Lonergan (#20)	Irvin (#21)	LeVert (#23)	Donnal (#34)	Bielfeldt (#44)	Morgan (#52)
N8	UMASS-LOWELL	0-0-0	5-12-1	0-2-0	10-0-0	17-5-1	DNP	0-2-0	2-3-0
N12	SOUTH CAROLINA STATE								
N17	at Iowa State								
N21	vs. Long Beach State								
N22	vs. Florida State/VCU								
N24	vs. TBD								
N29	COPPIN STATE								
D3	at Duke								
D7	HOUSTON BAPTIST								
D14	ARIZONA								
D21	vs. Stanford								
D28	HOLY CROSS								
J2	at Minnesota+								
J5	NORTHWESTERN+								
J9	at Nebraska+								
J14	PENN STATE+								
J18	at Wisconsin+								
J22	IOWA+								
J25	at Michigan State+								
J30	PURDUE+								
F2	at Indiana+								
F5	NEBRASKA+								
F8	at Iowa+								
F11	at Ohio State+								
F16	WISCONSIN+								
F23	MICHIGAN STATE+								
F26	at Purdue+								
M1	MINNESOTA+								
M4	at Illinois+								
M8	INDIANA+								
M13	B1G First								
M14	B1G Quarterfinal								
M15	B1G Semifinal								
M16	B1G Final								

2013-14 Season High/Low

MICHIGAN | SEASON HIGHS

POINTS	69	UMASS-LOWELL (11/08/13)
FIELD GOALS MADE	20	UMASS-LOWELL (11/08/13)
FIELD GOAL ATTEMPTS	53	UMASS-LOWELL (11/08/13)
FIELD GOAL PERCENTAGE	.377 (20-53)	UMASS-LOWELL (11/08/13)
3 PT FIELD GOALS MADE	5	UMASS-LOWELL (11/08/13)
3 PT FG ATTEMPTS	18	UMASS-LOWELL (11/08/13)
3 PT FG PERCENTAGE	.278 (5-18)	UMASS-LOWELL (11/08/13)
FREE THROWS MADE	24	UMASS-LOWELL (11/08/13)
FREE THROW ATTEMPTS	32	UMASS-LOWELL (11/08/13)
FREE THROW PERCENTAGE	.750 (24-32)	UMASS-LOWELL (11/08/13)
REBOUNDS	39	UMASS-LOWELL (11/08/13)
ASSISTS	13	UMASS-LOWELL (11/08/13)
STEALS	10	UMASS-LOWELL (11/08/13)
BLOCKED SHOTS	2	UMASS-LOWELL (11/08/13)
TURNOVERS	7	UMASS-LOWELL (11/08/13)
FOULS	11	UMASS-LOWELL (11/08/13)

MICHIGAN | SEASON LOWS

POINTS	69	UMASS-LOWELL (11/08/13)
FIELD GOALS MADE	20	UMASS-LOWELL (11/08/13)
FIELD GOAL ATTEMPTS	53	UMASS-LOWELL (11/08/13)
FIELD GOAL PERCENTAGE	.377 (20-53)	UMASS-LOWELL (11/08/13)
3 PT FIELD GOALS MADE	5	UMASS-LOWELL (11/08/13)
3 PT FG ATTEMPTS	18	UMASS-LOWELL (11/08/13)
3 PT FG PERCENTAGE	.278 (5-18)	UMASS-LOWELL (11/08/13)
FREE THROWS MADE	24	UMASS-LOWELL (11/08/13)
FREE THROW ATTEMPTS	32	UMASS-LOWELL (11/08/13)
FREE THROW PERCENTAGE	.750 (24-32)	UMASS-LOWELL (11/08/13)
REBOUNDS	39	UMASS-LOWELL (11/08/13)
ASSISTS	13	UMASS-LOWELL (11/08/13)
STEALS	10	UMASS-LOWELL (11/08/13)
BLOCKED SHOTS	2	UMASS-LOWELL (11/08/13)
TURNOVERS	7	UMASS-LOWELL (11/08/13)
FOULS	11	UMASS-LOWELL (11/08/13)

OPPONENT | SEASON HIGHS

POINTS	42	UMASS-LOWELL (11/08/13)
FIELD GOALS MADE	14	UMASS-LOWELL (11/08/13)
FIELD GOAL ATTEMPTS	49	UMASS-LOWELL (11/08/13)
FIELD GOAL PERCENTAGE	.286 (14-49)	UMASS-LOWELL (11/08/13)
3 PT FIELD GOALS MADE	4	UMASS-LOWELL (11/08/13)
3 PT FG ATTEMPTS	17	UMASS-LOWELL (11/08/13)
3 PT FG PERCENTAGE	.235 (4-17)	UMASS-LOWELL (11/08/13)
FREE THROWS MADE	10	UMASS-LOWELL (11/08/13)
FREE THROW ATTEMPTS	12	UMASS-LOWELL (11/08/13)
FREE THROW PERCENTAGE	.833 (10-12)	UMASS-LOWELL (11/08/13)
REBOUNDS	33	UMASS-LOWELL (11/08/13)
ASSISTS	7	UMASS-LOWELL (11/08/13)
STEALS	5	UMASS-LOWELL (11/08/13)
TURNOVERS	15	UMASS-LOWELL (11/08/13)
FOULS	24	UMASS-LOWELL (11/08/13)

OPPONENT | SEASON LOWS

POINTS	42	UMASS-LOWELL (11/08/13)
FIELD GOALS MADE	14	UMASS-LOWELL (11/08/13)
FIELD GOAL ATTEMPTS	49	UMASS-LOWELL (11/08/13)
FIELD GOAL PERCENTAGE	.286 (14-49)	UMASS-LOWELL (11/08/13)
3 PT FIELD GOALS MADE	4	UMASS-LOWELL (11/08/13)
3 PT FG ATTEMPTS	17	UMASS-LOWELL (11/08/13)
3 PT FG PERCENTAGE	.235 (4-17)	UMASS-LOWELL (11/08/13)
FREE THROWS MADE	10	UMASS-LOWELL (11/08/13)
FREE THROW ATTEMPTS	12	UMASS-LOWELL (11/08/13)
FREE THROW PERCENTAGE	.833 (10-12)	UMASS-LOWELL (11/08/13)
REBOUNDS	33	UMASS-LOWELL (11/08/13)
ASSISTS	7	UMASS-LOWELL (11/08/13)
STEALS	5	UMASS-LOWELL (11/08/13)
BLOCKED SHOTS	0	UMASS-LOWELL (11/08/13)
TURNOVERS	15	UMASS-LOWELL (11/08/13)
FOULS	24	UMASS-LOWELL (11/08/13)

MICHIGAN | INDIVIDUAL SEASON HIGHS

Points	17	LeVert, Caris vs UMass-Lowell (11/08/13)
Field Goals Made	6	LeVert, Caris vs UMass-Lowell (11/08/13)
Field Goal Att.	11	LeVert, Caris vs UMass-Lowell (11/08/13)
FG Pct (min 5 made)	.545 (6-11)	LeVert, Caris vs UMass-Lowell (11/08/13)
3-Point FG Made	2	Irvin, Zak vs UMass-Lowell (11/08/13)
3-Point FG Att.	4	Irvin, Zak vs UMass-Lowell (11/08/13)
Free Throws Made	7	Robinson III, Glenn vs UMass-Lowell (11/08/13)
Free Throw Att.	10	Robinson III, Glenn vs UMass-Lowell (11/08/13)
FT Pct (min 3 made)	1.000 (4-4)	Walton Jr, Derrick vs UMass-Lowell (11/08/13)
Rebounds	12	Horford, Jon vs UMass-Lowell (11/08/13)
Assists	4	Robinson III, Glenn vs UMass-Lowell (11/08/13)
	4	Walton Jr, Derrick vs UMass-Lowell (11/08/13)
Steals	3	Walton Jr, Derrick vs UMass-Lowell (11/08/13)
	3	Robinson III, Glenn vs UMass-Lowell (11/08/13)
Blocked Shots	1	Horford, Jon vs UMass-Lowell (11/08/13)
	1	Loneragan, Sean vs UMass-Lowell (11/08/13)
Turnovers	2	Stauskas, Nik vs UMass-Lowell (11/08/13)
Fouls	3	Robinson III, Glenn vs UMass-Lowell (11/08/13)

OPPONENT | INDIVIDUAL SEASON HIGHS

Points	16	Akeem Williams vs UMass-Lowell (11/08/13)
Field Goals Made	6	Akeem Williams vs UMass-Lowell (11/08/13)
Field Goal Att.	16	Akeem Williams vs UMass-Lowell (11/08/13)
FG Pct (min 5 made)	.375 (6-16)	Akeem Williams vs UMass-Lowell (11/08/13)
3-Point FG Made	2	Tyler Livingston vs UMass-Lowell (11/08/13)
3-Point FG Att.	7	Tyler Livingston vs UMass-Lowell (11/08/13)
Free Throws Made	6	DJ Mlachnik vs UMass-Lowell (11/08/13)
Free Throw Att.	6	DJ Mlachnik vs UMass-Lowell (11/08/13)
FT Pct (min 3 made)	1.000 (6-6)	DJ Mlachnik vs UMass-Lowell (11/08/13)
Rebounds	9	Tyler Livingston vs UMass-Lowell (11/08/13)
Assists	4	Chad Holley vs UMass-Lowell (11/08/13)
Steals	2	Akeem Williams vs UMass-Lowell (11/08/13)
Turnovers	6	Akeem Williams vs UMass-Lowell (11/08/13)
Fouls	5	Kerry Weldon vs UMass-Lowell (11/08/13)

2013-14 Michigan/Opponent Game-By-Game

STATISTICS BREAKDOWN

Overall (1-0)	G	FG-FGA	PCT.	3F-3PA	PCT.	FT-FTA	PCT.	O-D	TOT	AVG.	FOUL	DQ	AST	TO	BLK	STL	PTS	AVG
Michigan	1	20-53	.377	5-18	.278	24-32	.750	14-25	39	39.0	11	0	13	7	2	10	69	69.0
Opponent	1	14-49	.286	4-17	.235	10-12	.833	10-23	33	33.0	24	1	7	15	0	5	42	42.0
Home (1-0)	G	FG-FGA	PCT.	3F-3PA	PCT.	FT-FTA	PCT.	O-D	TOT	AVG.	FOUL	DQ	AST	TO	BLK	STL	PTS	AVG
Michigan	1	20-53	.377	5-18	.278	24-32	.750	14-25	39	39.0	11	0	13	7	2	10	69	69.0
Opponent	1	14-49	.286	4-17	.235	10-12	.833	10-23	33	33.0	24	1	7	15	0	5	42	42.0
Road (0-0)	G	FG-FGA	PCT.	3F-3PA	PCT.	FT-FTA	PCT.	O-D	TOT	AVG.	FOUL	DQ	AST	TO	BLK	STL	PTS	AVG
Michigan	0	0-0	.000	0-0	.000	0-0	.000	0-0	0	0.0	0	0	0	0	0	0	0	0.0
Opponent	0	0-0	.000	0-0	.000	0-0	.000	0-0	0	0.0	0	0	0	0	0	0	0	0.0
Neutral (0-0)	G	FG-FGA	PCT.	3F-3PA	PCT.	FT-FTA	PCT.	O-D	TOT	AVG.	FOUL	DQ	AST	TO	BLK	STL	PTS	AVG
Michigan	0	0-0	.000	0-0	.000	0-0	.000	0-0	0	0.0	0	0	0	0	0	0	0	0.0
Opponent	0	0-0	.000	0-0	.000	0-0	.000	0-0	0	0.0	0	0	0	0	0	0	0	0.0

NOVEMBER

	W/L	Score	FG-FGA	PCT.	3F-3PA	PCT.	FT-FTA	PCT.	O-D	TOT	F (dq)	A	TO	BLK	STL	1st	2nd	ot	ot	TP	
N8	MICHIGAN	W	69-42	20-53	.377	5-18	.278	24-32	.750	14-25	39	11	13	7	2	10	23	46	-	-	69
	UMASS-LOWELL			14-49	.286	4-17	.235	10-12	.833	10-23	33	24	7	15	0	5	23	19	-	-	42
N12	MICHIGAN																				
	SOUTH CAROLINA STATE																				
N17	MICHIGAN																				
	at Iowa State																				
N21	MICHIGAN																				
	vs. Long Beach State																				
N22	MICHIGAN																				
	vs. Florida State/VCU																				
N24	MICHIGAN																				
	vs. TBD																				
N29	MICHIGAN																				
	COPPIN STATE																				
Total	Michigan		69	20-53	.377	5-18	.278	24-32	.750	14-25	39	11	13	7	2	10	23	46	-	-	69
	Opponent		42	14-49	.286	4-17	.235	10-12	.833	10-23	33	24	7	15	0	5	23	19	-	-	42

DECEMBER

	W/L	Score	FG-FGA	PCT.	3F-3PA	PCT.	FT-FTA	PCT.	O-D	TOT	F (dq)	A	TO	BLK	STL	1st	2nd	ot	ot	TP	
D3	MICHIGAN																				
	at Duke																				
D7	MICHIGAN																				
	HOUSTON BAPTIST																				
D14	MICHIGAN																				
	ARIZONA																				
D21	MICHIGAN																				
	vs. Stanford																				
D28	MICHIGAN																				
	HOLY CROSS																				
Totals	Michigan																				
	Opponent																				

JANUARY

Date	Game	W/L	Score	FG-FGA	PCT.	3F-3PA	PCT.	FT-FTA	PCT.	O-D	TOT	F (dq)	A	TO	BLK	STL	1st	2nd	ot	ot	TP
J2	MICHIGAN																				
	at Minnesota+																				
J5	MICHIGAN																				
	NORTHWESTERN+																				
J9	MICHIGAN																				
	at Nebraska+																				
J14	MICHIGAN																				
	PENN STATE+																				
J18	MICHIGAN																				
	at Wisconsin+																				
J22	MICHIGAN																				
	IOWA+																				
J25	MICHIGAN																				
	at Michigan State+																				
J30	MICHIGAN																				
	PURDUE+																				
Totals	Michigan																				
	Opponent																				

2013-14 Michigan/Opponent Game-By-Game

FEBRUARY

	W/L	Score	FG-FGA	PCT.	3F-3PA	PCT.	FT-FTA	PCT.	O-D	TOT	F (dq)	A	TO	BLK	STL	1st	2nd	ot	ot	TP
F2		MICHIGAN at Indiana+																		
F5		MICHIGAN NEBRASKA+																		
F8		MICHIGAN at Iowa+																		
F11		MICHIGAN at Ohio State+																		
F16		MICHIGAN WISCONSIN+																		
F23		MICHIGAN MICHIGAN STATE+																		
F26		MICHIGAN at Purdue+																		
Totals		Michigan Opponent																		

MARCH

	W/L	Score	FG-FGA	PCT.	3F-3PA	PCT.	FT-FTA	PCT.	O-D	TOT	F (dq)	A	TO	BLK	STL	1st	2nd	ot	ot	TP
M1		MICHIGAN MINNESOTA+																		
M4		MICHIGAN at Illinois+																		
M8		MICHIGAN INDIANA+																		
M13		MICHIGAN B1G First																		
M14		MICHIGAN B1G Quarterfinal																		
M15		MICHIGAN B1G Semifinal																		
M16		MICHIGAN B1G Final																		

SPECIALTY STATS

	Result	Pts in Paint (U-M / Opt)	Pts off TO (U-M / Opt)	2nd Chance (U-M / Opt)	Fast Break (U-M / Opt)	Bench Pts (U-M / Opt)	Largest Lead	Largest Deficit	Lead Changes	Ties	
N8	UMASS-LOWELL	W, 69-42	22/16	26/12	7/7	11/4	17/12	30	-2	4	5
N12	SOUTH CAROLINA STATE										
N17	at Iowa State										
N21	vs. Long Beach State										
N22	vs. Florida State/VCU										
N24	vs. TBD										
N29	COPPIN STATE										
D3	at Duke										
D7	HOUSTON BAPTIST										
D14	ARIZONA										
D21	vs. Stanford										
D28	HOLY CROSS										
J2	at Minnesota+										
J5	NORTHWESTERN+										
J9	at Nebraska+										
J14	PENN STATE+										
J18	at Wisconsin+										
J22	IOWA+										
J25	at Michigan State+										
J30	PURDUE+										
F2	at Indiana+										
F5	NEBRASKA+										
F8	at Iowa+										
F11	at Ohio State+										
F16	WISCONSIN+										
F23	MICHIGAN STATE+										
F26	at Purdue+										
M1	MINNESOTA+										
M4	at Illinois+										
M8	INDIANA+										
M13	B1G First										
M14	B1G Quarterfinal										
M15	B1G Semifinal										
M16	B1G Final										

2013-14 Statistics

BY VENUE	Overall	B1G	Beilein, U-M	Beilein, B1G
Overall	1-0	0-0	123-85	55-53
Home (Crisler Center)	1-0	0-0	77-25	34-20
Away	0-0	0-0	24-42	21-33
Neutral	0-0	0-0	22-18	0-0
BY HALFTIME	Overall	B1G	Beilein, U-M	Beilein, B1G
Michigan leads at halftime	0-0	0-0	90-24	35-17
Michigan trails at halftime	0-0	0-0	25-59	17-35
Michigan is tied at halftime	1-0	0-0	8-2	3-1
BY OFFENSE	Overall	B1G	Beilein, U-M	Beilein, B1G
U-M scores 100-plus points	0-0	0-0	2-0	0-0
U-M scores 90-plus points	0-0	0-0	7-0	2-0
U-M scores 80-plus points	0-0	0-0	21-0	7-0
U-M scores 70-plus points	0-0	0-0	46-8	22-4
U-M scores 60-plus points	1-0	0-0	38-33	20-18
U-M scores 50-plus points	0-0	0-0	8-36	3-24
U-M scores 40-plus points	0-0	0-0	1-7	1-7
U-M scores 30-plus points	0-0	0-0	0-1	0-0
BY DEFENSE	Overall	B1G	Beilein, U-M	Beilein, B1G
Opponent scores 100-plus points	0-0	0-0	0-0	0-0
Opponent scores 90-plus points	0-0	0-0	0-1	0-0
Opponent scores 80-plus points	0-0	0-0	3-6	0-4
Opponent scores 70-plus points	0-0	0-0	15-30	9-17
Opponent scores 60-plus points	0-0	0-0	42-38	23-25
Opponent scores 50-plus points	0-0	0-0	42-10	15-7
Opponent scores 40-plus points	1-0	0-0	18-0	8-0
Opponent scores 30-plus points	0-0	0-0	3-0	0-0
BY POINT DIFFERENTIAL	Overall	B1G	Beilein, U-M	Beilein, B1G
Games decided by more than 15	1-0	0-0	46-15	10-10
Games decided by 11-15	0-0	0-0	21-23	9-14
Games decided by 6-10	0-0	0-0	29-25	19-16
Games decided by 1-5	0-0	0-0	27-22	16-13
BY OVERTIME	Overall	B1G	Beilein, U-M	Beilein, B1G
Overtime	0-0	0-0	11-3	7-2
Double Overtime	0-0	0-0	0-0	0-0
Triple Overtime	0-0	0-0	0-0	0-0
BY NATIONAL RANKING	Overall	B1G	Beilein, U-M	Beilein, B1G
vs. ranked opponents:	0-0	0-0	19-43	10-26
vs. unranked opponents:	1-0	0-0	104-42	45-27
BY JERSEY	Overall	B1G	Beilein, U-M	Beilein, B1G
White	0-0	0-0	59-11	18-6
Blue	0-0	0-0	23-38	16-23
Maize	1-0	0-0	41-36	21-24
BY MONTH	Overall	B1G	Beilein, U-M	Beilein, B1G
November	1-0	---	27-11	---
December	0-0	0-0	28-11	1-3
January	0-0	0-0	25-28	24-26
February	0-0	0-0	23-20	23-19
March	0-0	0-0	20-15	7-5
BY BROADCAST	Overall	B1G	Beilein, U-M	Beilein, B1G
When playing on BTN	0-0	0-0	57-29	33-27
When playing on BTN.com	1-0	0-0	10-0	0-0
When playing on CBS	0-0	0-0	12-18	5-9
When playing on CBS College Sports	0-0	0-0	0-1	0-0
When playing on TBS	0-0	0-0	1-0	0-0
When playing on ESPN	0-0	0-0	21-20	15-13
When playing on ESPN2	0-0	0-0	10-8	2-4
When playing on ESPN3	0-0	0-0	5-4	0-0
When playing on ESPN3.com	0-0	0-0	3-1	0-0
When playing on Fox Sports 1	0-0	0-0	0-0	0-0
When playing on FSN-Detroit	0-0	0-0	2-0	0-0
When playing on HDNet	0-0	0-0	0-2	0-0
When playing on truTV	0-0	0-0	1-0	0-0
When playing on TNT	0-0	0-0	0-1	0-0
No television	0-0	0-0	1-1	0-0

INSIDE THE GAME	2013-14	Under Beilein
When Michigan leads in FG%, U-M is	1-0	99-6
When opponent leads in FG%, U-M is	0-0	24-79
When game ends tied in FG%, U-M is	0-0	0-0
When Michigan leads in 3FG%, U-M is	1-0	88-17
When opponent leads in 3FG%, U-M is	0-0	29-68
When game ends tied in 3FG%, U-M is	0-0	6-0
When Michigan leads in FT%, U-M is	0-0	73-37
When opponent leads in FT%, U-M is	1-0	48-45
When game ends tied in FT%, U-M is	0-0	2-3
When Michigan leads in rebounds, U-M is	1-0	66-18
When opponent leads in rebounds, U-M is	0-0	51-62
When game ends tied in rebounds, U-M is	0-0	6-5
When Michigan leads in assists, U-M is	1-0	88-5
When opponent leads in assists, U-M is	0-0	24-68
When game ends tied in assists, U-M is	0-0	11-12
When Michigan leads in blocks, U-M is	1-0	58-23
When opponent leads in blocks, U-M is	0-0	49-55
When game ends tied in blocks, U-M is	0-0	16-7
When Michigan leads in steals, U-M is	1-0	73-34
When opponent leads in steals, U-M is	0-0	36-46
When game ends tied in steals, U-M is	0-0	14-5
When Michigan has more turnovers, U-M is	0-0	30-37
When opponent has more turnovers, U-M is	1-0	84-43
When game ends tied in turnovers, U-M is	0-0	9-5
When Michigan has more fouls, U-M is	0-0	29-56
When opponent has more fouls, U-M is	1-0	89-25
When game ends tied in fouls, U-M is	0-0	5-4
When Michigan has a player foul out, U-M is	0-0	6-18
When opponent has a player foul out, U-M is	0-0	30-7
When both teams have a player foul out, U-M is	0-0	4-2
When neither team as a player foul out, U-M is	1-0	83-58

INSIDE THE GAME	
Largest Victory	27, UMass-Lowell (11/8/13)
Smallest Victory	
Largest Defeat	
Smallest Defeat	
Largest Halftime Lead	
Largest Halftime Deficit	tie, UMass-Lowell (11/8/13)
Most Points in 1st Half	23, UMass-Lowell (11/8/13)
Most Points in 2nd Half	46, UMass-Lowell (11/8/13)
Most Points in Overtime	
Lowest Points in 1st Half	23, UMass-Lowell (11/8/13)
Lowest Points in 2nd Half	46, UMass-Lowell (11/8/13)
Lowest Points in Overtime	
Most Points Allowed in 1st Half	23, UMass-Lowell (11/8/13)
Most Points Allowed in 2nd Half	19, UMass-Lowell (11/8/13)
Most Points in Overtime	
Lowest Points Allowed in 1st Half	23, UMass-Lowell (11/8/13)
Lowest Points Allowed in 2nd Half	19, UMass-Lowell (11/8/13)
Lowest Points in Overtime	
Largest Lead in a game won	+30, UMass-Lowell (11/8/13)
Largest Lead in a game lost	
Largest Opt lead in a game won	2, UMass-Lowell (11/8/13)
Largest Opt lead in a game lost	
Most Lead Changes	4, UMass-Lowell (11/8/13)
Most Ties In a Game	5, UMass-Lowell (11/8/13)
Games Led Start to Finish	

2013-14 Statistics

TIME ON THE COURT					
PLAYER	YEAR	CAREER GAMES	CONSEC GAMES	CAREER STARTS	CONSEC STARTS
Jordan MORGAN	5th-Sr.	106	5	95	0
Jon HORFORD	R-Jr.	71	22	6	1
Glenn ROBINSON III	So.	40#	40#	40^	40^
Nik STAUSKAS	So.	40#	40#	34	34
Spike ALBRECHT	So.	40#	40#	0	0
Mitch MCGARY	So.	39	0	8	0
Caris LEVERT	So.	34	34	2	1
Max BIELFELDT	R-So.	21	1	0	0
Brad ANLAUF	So.	1	1	0	0
Derrick WALTON JR.	Fr.	1	1	1	1
Zak IRVIN	Fr.	1	1	0	0
Andrew DAKICH	Fr.	1	1	0	0
Sean LONERGAN	Fr.	1	1	0	0
Sean MCCONNELL	Fr.	1	1	0	0
Jon HORFORD (R-Jr.)		1	1	0	1
# has not missed career game ^ has not missed a career start					

LED MICHIGAN IN					
SCORING	2010-11	2011-12	2012-13	2013-14	Career
Jordan MORGAN (5th-Sr.)	4	0	0	-	4
Nik STAUSKAS (So.)	-	-	3	-	3
Glenn ROBINSON III (So.)	-	-	2	-	2
Mitch MCGARY (So.)	-	-	2	-	2
Caris LEVERT (So.)	-	-	0	1	1
REBOUNDING	2010-11	2011-12	2012-13	2013-14	Career
Jordan MORGAN (5th-Sr.)	11	16	9	-	36
Mitch MCGARY (So.)	-	-	17	-	17
Glenn ROBINSON III (So.)	-	-	6	-	6
Nik STAUSKAS (So.)	-	-	3	-	3
Jon HORFORD (R-Jr.)	1	1	0	1	3
ASSISTS	2010-11	2011-12	2012-13	2013-14	Career
Mitch MCGARY (So.)	-	-	1	-	1
Glenn ROBINSON III (So.)	-	-	0	1	1
Derrick WALTON JR. (Fr.)	-	-	-	1	1
BLOCKS	2010-11	2011-12	2012-13	2013-14	Career
Jordan MORGAN (5th-Sr.)	13	7	2	-	22
Jon HORFORD (R-Jr.)	7	4	8	1	20
Mitch MCGARY (So.)	-	-	15	-	15
Nik STAUSKAS (So.)	-	-	5	-	5
Glenn ROBINSON III (So.)	-	-	5	-	5
Max BIELFELDT (R-So.)	-	RS	1	-	1
Caris LEVERT (So.)	-	-	1	-	1
Spike ALBRECHT (So.)	-	-	1	-	1
Sean LONERGAN (Fr.)	-	-	-	1	1
STEALS	2010-11	2011-12	2012-13	2013-14	Career
Jordan MORGAN (5th-Sr.)	5	6	3	-	14
Mitch MCGARY (So.)	-	-	14	-	14
Glenn ROBINSON III (So.)	-	-	12	1	13
Nik STAUSKAS (So.)	-	-	5	-	5
Jon HORFORD (R-Jr.)	0	1	3	-	4
Spike ALBRECHT (So.)	-	-	2	-	2
Caris LEVERT (So.)	-	-	2	-	2
Max BIELFELDT (R-So.)	-	RS	1	-	1
Derrick WALTON JR. (Fr.)	-	-	-	1	1

STATISTICAL BREAKDOWN					
DOUBLE-DIGIT SCORING					
	2010-11	2011-12	2012-13	2013-14	Career
Jordan MORGAN (5th-Sr.)	16	9	5	-	30
Nik STAUSKAS (So.)	-	-	29	-	29
Glenn ROBINSON III (So.)	-	-	23	1	24
Mitch MCGARY (So.)	-	-	12	-	12
Jon HORFORD (R-Jr.)	0	1	2	-	3
Spike ALBRECHT (So.)	-	-	1	-	1
Caris LEVERT (So.)	-	-	0	1	1
Zak IRVIN (Fr.)	-	-	-	1	1
20+ POINT	2010-11	2011-12	2012-13	2013-14	Career
Glenn ROBINSON III (So.)	-	-	5	-	5
Jordan MORGAN (5th-Sr.)	3	0	0	-	3
Nik STAUSKAS (So.)	-	-	3	-	3
Mitch MCGARY (So.)	-	-	2	-	2
30+ POINT	2010-11	2011-12	2012-13	2013-14	Career
None	-	-	-	-	-
7+ REBOUND	2010-11	2011-12	2012-13	2013-14	Career
Jordan MORGAN (5th-Sr.)	10	11	8	-	29
Mitch MCGARY (So.)	-	-	16	-	16
Glenn ROBINSON III (So.)	-	-	13	1	14
Jon HORFORD (R-Jr.)	1	2	1	1	5
Nik STAUSKAS (So.)	-	-	3	-	3
10+ REBOUND	2010-11	2011-12	2012-13	2013-14	Career
Jordan MORGAN (5th-Sr.)	2	3	4	-	9
Mitch MCGARY (So.)	-	-	8	-	8
Glenn ROBINSON III (So.)	-	-	2	-	2
Jon HORFORD (R-Jr.)	0	0	0	1	1
20+ REBOUND	2010-11	2011-12	2012-13	2013-14	Career
none	-	-	-	-	-
5+ ASSIST	2010-11	2011-12	2012-13	2013-14	Career
Mitch MCGARY (So.)	-	-	1	-	1
10+ ASSIST	2010-11	2011-12	2012-13	2013-14	Career
none	-	-	-	-	-
3+ STEAL	2010-11	2011-12	2012-13	2013-14	Career
Mitch MCGARY (So.)	-	-	6	-	6
Glenn ROBINSON III (So.)	-	-	3	1	4
Jordan MORGAN (5th-Sr.)	1	0	1	-	2
Nik STAUSKAS (So.)	-	-	1	-	1
Derrick WALTON JR. (Fr.)	-	-	-	1	1
5+ STEAL	2010-11	2011-12	2012-13	2013-14	Career
none	-	-	-	-	-
3+ BLOCK	2010-11	2011-12	2012-13	2013-14	Career
Jon HORFORD (R-Jr.)	1	2	2	-	5
Jordan MORGAN (5th-Sr.)	2	0	0	-	2
Mitch MCGARY (So.)	-	-	1	-	1
5+ BLOCK	2010-11	2011-12	2012-13	2013-14	Career
none	-	-	-	-	-

The Last Time ...

IN THE RANKING (Listed AP/ESPN-USA Today Coaches Poll)

Michigan was ranked	Nov. 4, 2013, National Polls: Associated Press (7th) April 8, 2013 ESPN/USA Today Coaches Poll (9th)
Michigan defeated a ranked opponent	April 6, 2013, #16/18 Syracuse: U-M won 61-56 in Final Four in Atlanta, Ga.
Michigan lost to a ranked opponent	April 8, 2013, #2/2 Louisville: U-M lost 82-76 in National Title game in Atlanta, Ga.
Michigan defeated a ranked opponent at home	March 3, 2013, #9/10 Michigan State, U-M won 58-57 at Crisler Center in Ann Arbor, Mich.
Michigan defeated a ranked opponent on the road	April 6, 2013, #16/18 Syracuse: U-M won 61-56 in Final Four in Atlanta, Ga.
Michigan defeated a top 10 ranked opponent at home	March 3, 2013, #9/10 Michigan State, U-M won 58-57 at Crisler Center in Ann Arbor, Mich..
Michigan defeated a top 10 ranked opponent on the road	March 29, 2013, #3/3 Kansas: U-M won 87-85 in overtime at Cowboys Stadium in Arlington, Texas
Michigan was ranked No. 1	Jan. 28, 2013, Michigan 1st in AP poll, 2nd in ESPN/USA Today Coaches Poll
Michigan faced the No. 1 ranked team	March 12, 2011, #1/1 Ohio State (BTT), U-M lost 68-61 at Conoco Fieldhouse in Indianapolis, Ind.
Michigan defeated the No. 1 ranked team	Dec. 14, 1997, #1/1 Duke: U-M won 81-73 at the Crisler Center in Ann Arbor, Mich

OVERTIME / THE LAST SECOND

Michigan won an overtime game	March 29, 2013, vs. Kansas: U-M won 87-85 in overtime at Cowboys Stadium in Arlington, Texas
Michigan lost an overtime game	Feb. 9, 2013, at Wisconsin, Wisconsin won 65-62 (OT)
Michigan won on a buzzer beater	Nov. 29, 2008, Savannah State: DeShawn Sims corner 20-footer, 0.8
Opponent won on a buzzer beater	Feb. 23, 2011, Wisconsin: Josh Gasser, banked in three-pointer, 1.0

DOUBLE-FIGURE SCORING

Michigan had two in double figures	March 15, 2013, vs. Wisconsin: Trey Burke (19) & Tim Hardaway Jr. (14)
Michigan had three in double figures	Nov. 8, 2013, UMass-Lowell: Caris LeVert (17), Glenn Robinson III (15), Zak Irvin (10)
Michigan had four in double figures	April 8, 2013, vs. Louisville: T. Burke (24), S. Albrecht (17), T. Hardaway Jr. (12), G. Robinson III (12)
Michigan had five in double figures	March 29, 2013, vs. Kansas: M. McGary (25), T. Burke (23), G. Robinson III (13), N. Stauskas (11), T. Hardaway Jr. (10)
Michigan had six in double figures	Jan. 26, 2002, Vermont: D. Ingerson (13), B. Robinson Jr. (12), L. Blanchard (12), C. Young (10), A. Queen (10), L. Jones (10)
Michigan had all five starters in double figures	March 29, 2013, vs. Kansas: M. McGary (25), T. Burke (23), G. Robinson III (13), N. Stauskas (11), T. Hardaway Jr. (10)
Michigan had two players with 20-plus points	March 29, 2013, vs. Kansas: Mitch McGary (25) & Trey Burke (23)
Michigan had three players with 20-plus points	Dec. 10, 2011, at Oakland: Tim Hardaway Jr. (21), Trey Burke (20) and Evan Smotrycz (20)
Michigan had two players with 30-plus points	March 12, 1994, at Northwestern: Jalen Rose (33) and Juwan Howard (32)

INDIVIDUAL SCORING

U-M player had 20 or more points	April 8, 2013, vs. Louisville: Trey Burke (24)
U-M player had 30 or more points	Feb. 19, 2011, at Iowa: Tim Hardaway Jr. (30)
U-M player had 40 or more points	Jan. 9, 1988, Minnesota: Glen Rice (40)
Opponent player had 20 or more points	April 8, 2013, vs. Louisville: Luke Hancock (22)
Opponent player had 30 or more points	March 6, 2013, at Purdue: Terone Johnson (32)
Opponent player had 40 or more points	Dec. 30, 1993, Arizona: Khalid Reeves (40)

INDIVIDUAL REBOUNDING

U-M player had 10 or more rebounds	Nov. 8, 2013, UMass-Lowell: Jon Horford (12)
U-M player had 15 or more rebounds	Dec. 29, 2008, North Carolina Central: Manny Harris (16)
U-M player had 20 or more rebounds	Dec. 22, 2008, Florida Gulf Coast: DeShawn Sims (20)

INDIVIDUAL ASSISTS

U-M player had five-plus assists	April 6, 2013, vs. Syracuse: Mitch McGary (6) & Tim Hardaway Jr. (5)
U-M player had 10-plus assists	March 29, 2013, vs. Kansas: Trey Burke (10)

INDIVIDUAL BLOCKS

U-M player had five-plus blocks	Feb. 23, 2008, Illinois: Ekpe Udoh (5)
U-M player had 10-plus blocks	Dec. 7, 1985, Florida Southern: Roy Tarpley (10)

INDIVIDUAL STEALS

U-M player had five-plus steals	March 31, 2013, vs. Florida: Mitch McGary (5)
U-M player had 10-plus steals	has yet to happen

DOUBLE-DOUBLE

U-M player had a double-double (point-rebound)	April 6, 2013, vs. Syracuse: Mitch McGary (10 points, 12 rebounds)
U-M player had a double-double (point-assist)	March 29, 2013, vs. Kansas: Trey Burke (23 points, 10 assists)
U-M player had a double-double (point-block)	Dec. 7, 1985, Florida Southern: Roy Tarpley (19 points, 10 blocks)
Michigan had two players with a double-double	Jan. 6, 2013, Iowa: Glenn Robinson III (20 points, 10 rebounds) & Trey Burke (19 points, 12 assists)

TRIPLE-DOUBLE

U-M player had a triple-double (point-rebound-assist)	Jan. 30, 2011, Iowa: Darius Morris (12 points, 10 rebounds, 11 assists)
	Nov. 14, 2009, Northern Michigan: Manny Harris (18 points, 13 rebounds, 10 assists)
	March 14, 1987 vs. North Carolina (NCAA), Gary Grant (24 points, 10 rebounds, 10 assists)

The Last Time ...

TEAM SCORING

Michigan scored 100 or more points	Nov. 9, 2012, vs. Slippery Rock: Michigan (100) - U-M won 100-62
Michigan scored 90 or more points	Jan. 6, 2013, Iowa: Michigan (95) - U-M won 95-67
Michigan scored 80 or more points	March 29, 2013, vs. Kansas: Michigan (87) - U-M won 87-85 overtime
Michigan scored fewer than 50 points	Jan. 29, 2012, at Ohio State: Michigan (49) - U-M lost 64-49
Opponent scored 100 point or more points	Dec. 8, 2001, Duke: Duke (104) - Duke won 104-83
Opponent scored fewer than 50 points	Nov. 8, 2013, UMass-Lowell: UMass-Lowell (42) - U-M won 69-42
Opponent scored fewer than 40 points	Dec. 11, 2012, Binghamton: Binghamton (39) - U-M won 67-39

TEAM REBOUNDING

Michigan had more than 50 rebounds	Nov. 25, 2008, Norfolk State: Michigan (53)
Michigan had more than 40 rebounds	March 23, 2013, vs. VCU: Michigan (41)
Michigan had fewer than 25 rebounds	Jan. 17, 2013, at Minnesota: Michigan (25)
Opponent had more than 50 rebounds	March 10, 2013, Indiana: Indiana (53)
Opponent had fewer than 25 rebounds	Jan. 3, 2013, at Northwestern: Northwestern (25)

TEAM ASSISTS

Michigan had more than 20 assists	Jan. 6, 2013, Iowa: Michigan (24)
Michigan had more than 15 assists	April 6, 2013, vs. Syracuse: Michigan (17)
Michigan had fewer than 10 assists	March 15, 2013, vs. Wisconsin: Michigan (7)

TEAM BLOCKS

Michigan had more than 10 blocks	Feb. 24, 2007, at Minnesota: Michigan (10)
Michigan had more than five blocks	March 31, 2013, vs. Florida: Michigan (5)
Michigan had fewer than five blocks	Nov. 8, 2013, UMass-Lowell: Michigan (2)

TEAM STEALS

Michigan had more than 10 steals	Nov. 8, 2013, UMass-Lowell: Michigan (10)
Michigan had more than five steals	April 6, 2013, vs. Syracuse: Michigan (5)
Michigan had fewer than five steals	April 8, 2013, vs. Louisville: Michigan (3)

TEAM FIELD GOALS

Michigan had more than 40 field goals made	Feb. 22, 1998, Indiana: Michigan (42)
Michigan had more than 30 field goals made	March 31, 2013, vs. Florida: Michigan (30)
Michigan had fewer than 20 field goals made	Nov. 8, 2013, UMass-Lowell: Michigan (20)
Michigan had more than 70 field goal attempts	March 29, 2013, vs. Kansas: Michigan (71)
Michigan had more than 60 field goal attempts	March 31, 2013, vs. Florida: Michigan (65)
Michigan had fewer than 40 field goal attempts	Feb. 6, 2010, Wisconsin: Michigan (39)
Michigan shot over 60 percent from the field	Nov. 12, 2012, vs. IUPUI: Michigan 60.0 percent (33-for-55)
Michigan shot over 50 percent from the field	April 8, 2013, vs. Louisville: Michigan 52.1 percent (25-for-48)
Michigan shot less than 30 percent from the field	Nov. 27, 2010, UTEP: Michigan 30.2 percent (16-for-53)

TEAM 3-POINT FIELD GOALS

Michigan had more than 15 three-point field goals	Dec. 10, 2011, at Oakland: Michigan (15)
Michigan had more than 10 three-point field goals	March 31, 2013, vs. Florida: Michigan (10)
Michigan had fewer than five three-point field goals	Nov. 8, 2013, UMass-Lowell: Michigan (5)
Michigan did not make three-point field goal	March 3, 2013, Michigan State: Michigan (0)
Michigan had more than 30 three-point field goal attempts	Dec. 11, 2012, Binghamton: Michigan (30)
Michigan had more than 20 three-point field goal attempts	April 6, 2013, vs. Syracuse: Michigan (24)
Michigan had fewer than 10 three-point field goals attempts	Dec. 15, 2007, Central Michigan: Michigan (8)
Michigan shot over 50 percent on three-pointers	March 31, 2013, vs. Florida: Michigan 52.6 (11-for-19)
Michigan shot over 40 percent on three-pointers	April 8, 2013, vs. Louisville: Michigan 44.4 percent (8-for-18)
Michigan shot less than 25 percent on three-pointers	March 15, 2013, vs. Wisconsin: Michigan 23.1 percent (3-for-13)

TEAM FREE THROWS MADE

Michigan had more than 30 free throws made	Feb. 14, 2001 vs. Iowa: Michigan (34)
Michigan had more than 20 free throws made	Nov. 8, 2013, UMass-Lowell: Michigan (24)
Michigan had fewer than 10 free throws made	March 31, 2013, vs. Florida: Michigan (9)
Michigan had more than 30 free throw attempts	Nov. 8, 2013, UMass-Lowell: Michigan (32)
Michigan had more than 20 free throw attempts	April 8, 2013, vs. Louisville: Michigan (25)
Michigan had fewer than 10 free throw attempts	March 23, 2013, vs. VCU: Michigan (11)
Michigan shot 100 percent on free throws	Jan. 5, 2011, at Wisconsin: Michigan 1.000 (8-for-8)
Michigan shot over 90 percent on free throws	March 23, 2013, vs. VCU: Michigan 90.9 percent (10-for-11)
Michigan shot less than 50 percent on free throws	Feb. 9, 2013, at Wisconsin: Michigan 50.0 percent (1-for-2)


FOULS

Michigan had more than 20 fouls	Feb. 27, 2013, at Penn State: Michigan (21)
Michigan had more than 15 fouls	April 8, 2013, vs. Louisville: Michigan (15)
Michigan had fewer than 10 fouls	March 23, 2013, vs. VCU: Michigan (7)

TURNOVERS

Michigan had more than 20 turnovers	Jan. 28, 2009, at Ohio State: Michigan (21)
Michigan had more than 10 turnovers	Nov. 8, 2013, UMass-Lowell: Michigan (11)
Michigan had fewer than 10 turnovers	April 6, 2013, vs. Syracuse: Michigan (10)
Michigan had fewer than five turnovers	Jan. 30, 2013, Northwestern: Michigan (2)

2013-14 Box Scores



Glenn Robinson III led six Wolverines in double figures with 33 points after going 12-for-15 from the field with a 4-for-6 performance from long range.



Nik Stauskas was on of four Wolverines in double figures leading U-M with 17 points. He added six rebounds, four assists and block and a steal in 31 minutes.



After a sluggish first half, Caris LeVert, who had a team-best 17 points, guided U-M with a 26-2 second half run to claim a season opening victory over UMass-Lowell.

EXHIBITION 1
#7/9 MICHIGAN: 117
Concordia: 44
October 29, 2013
Ann Arbor, Mich. • Crisler Center
TV: BTDN



No.	#7/9 U-M	FG	3FG	FT	O-D	TOT	F	TP	A	TO	B	S	MIN
15	J. Horford, f	1-4	0-0	2-2	2-10	12	1	4	1	0	2	1	22
52	J. Morgan, f	3-5	0-0	4-4	4-3	7	1	10	0	1	0	1	14
1	G. Robinson III, g	12-15	4-6	5-5	1-2	3	0	33	4	1	0	2	25
2	S. Albrecht, g	1-2	1-1	2-2	1-1	2	2	5	4	1	0	0	21
11	N. Stauskas, g	7-8	2-3	7-7	0-3	3	0	23	3	0	1	1	26
5	A. Dakich	0-1	0-0	0-2	1-2	3	0	0	0	0	0	0	4
10	D. Walton Jr.	4-7	2-4	1-2	0-4	4	0	11	4	1	0	2	24
12	C. McConnell	0-2	0-2	0-0	0-0	0	0	0	0	0	0	0	4
20	S. Lonergan	0-0	0-0	0-0	0-0	0	0	0	0	1	0	0	4
21	Z. Irvin	4-7	1-2	1-3	1-0	1	1	10	0	0	0	0	19
23	C. LeVert	7-8	1-2	1-3	1-3	4	1	16	10	1	0	3	21
34	M. Donnal	1-2	0-1	1-2	0-0	0	0	3	0	0	0	1	5
44	M. Bielfeldt	1-2	0-1	0-1	0-3	3	2	2	0	1	0	1	11
TEAM													
TOTALS 41-63 .11-22 .24-33 .11-32 43 8 117 26 6 6 10 200													
TOTAL FG%: 1st: 22-27 .815 2nd: 19-36 .528 Game: 41-63 .651													
3-PT FG%: 1st: 4-7 .571 2nd: 7-15 .467 Game: 11-22 .500													
FT%: 1st: 12-15 .800 2nd: 12-18 .667 Game: 24-33 .727													
Deadball: 5													

No.	Concordia	FG	3FG	FT	O-D	TOT	F	TP	A	TO	B	S	MIN
15	J. Schienke, f	1-4	0-0	0-0	1-1	2	4	2	0	3	0	0	16
20	A. Olsen, f	1-8	0-0	0-1	0-1	1	4	2	0	1	0	0	19
04	J. Fugate, g	2-9	2-7	0-0	0-2	2	4	6	1	3	0	0	22
03	J. Schaeffer, g	1-7	1-5	0-0	0-1	1	2	3	1	1	0	0	21
14	A. Patrick, g	1-1	0-0	0-0	0-0	0	1	2	0	2	0	1	11
00	M. Kurvits-Statum	2-2	2-2	0-0	0-0	0	1	6	1	2	0	0	17
10	J. Ranc	0-7	0-5	2-2	0-1	1	1	2	0	2	0	0	16
11	C. Houston	0-0	0-0	0-0	0-1	1	1	0	0	1	0	0	7
12	E. Shinevare	0-0	0-0	0-0	0-0	0	1	0	0	0	0	0	6
22	J. Remstad	1-3	0-1	0-0	4-3	7	2	2	1	2	0	0	15
23	T. Smith	4-5	2-2	0-1	1-1	2	2	10	2	2	0	1	13
30	A. Elam	0-1	0-1	0-0	0-2	2	0	0	2	1	0	0	4
32	J. Orwick	1-4	1-4	0-0	0-0	0	1	3	0	1	0	0	6
33	B. Miller	3-6	0-0	0-1	2-0	2	3	6	0	0	0	0	17
34	T. Travis	0-1	0-1	0-0	0-2	2	0	0	0	0	0	0	6
50	A. Ndoeye	0-0	0-0	0-0	0-1	1	0	0	0	0	1	0	4
TEAM													
TOTALS 17-58 .8-29 2-4 .10-16 .26 27 44 9 23 1 2 200													
TOTAL FG%: 1st: 7-23 .304 2nd: 10-35 .286 Game: 17-58 .293													
3-PT FG%: 1st: 3-9 .333 2nd: 5-20 .250 Game: 8-29 .276													
FT%: 1st: 2-3 .667 2nd: 0-1 .000 Game: 2-4 .500													
Deadball: 0													

Technical Fouls: None
Foul Out: U-M - None; Concordia - None
Officials: Brian Dorsey, Brett Gearhart, Bobby Daw
Attendance: 12,707 (sellout)
Score by Half
 #7/9 Michigan..... 60-57 117
 Concordia..... 19-25 44

EXHIBITION 2
#7/9 MICHIGAN: 79
Wayne State: 60
November 4, 2013
Ann Arbor, Mich. • Crisler Center
TV: BTDN



No.	#7/9 U-M	FG	3FG	FT	O-D	TOT	F	TP	A	TO	B	S	MIN
1	G. Robinson III, f	5-10	1-3	4-5	2-1	3	1	15	3	3	0	1	32
15	J. Horford, f	1-2	0-0	0-0	2-7	9	4	2	1	2	2	0	25
52	J. Morgan, f	0-0	0-0	3-4	1-5	6	1	3	1	0	0	1	14
10	D. Walton Jr., g	1-4	1-3	4-5	0-3	3	0	7	4	2	0	1	27
11	N. Stauskas, g	5-8	2-4	5-5	0-6	6	2	17	4	2	1	1	31
2	S. Albrecht	2-3	1-2	1-2	0-0	0	2	6	0	0	0	0	13
21	Z. Irvin	5-8	3-5	0-0	0-0	0	1	13	0	0	0	0	19
23	C. LeVert	5-10	1-3	5-7	0-1	1	1	16	3	1	0	0	28
34	M. Donnal	0-0	0-0	0-0	0-0	0	0	2	0	0	0	0	2
44	M. Bielfeldt	0-1	0-1	0-0	0-0	0	0	0	0	0	0	0	9
TEAM													
TOTALS 24-46 .9-21 22-28 6-25 31 14 79 16 10 3 4 200													
TOTAL FG%: 1st: 15-23 .652 2nd: 9-23 .391 Game: 24-46 .522													
3-PT FG%: 1st: 7-11 .636 2nd: 2-10 .200 Game: 9-21 .429													
FT%: 1st: 9-11 .818 2nd: 13-17 .765 Game: 22-28 .786													
Deadball: 1													

No.	Wayne State	FG	3FG	FT	O-D	TOT	F	TP	A	TO	B	S	MIN
20	M. Lewis, f	6-9	2-4	1-2	2-4	6	3	15	1	2	0	1	32
33	B. Coleman, f	10-24	4-10	1-2	5-4	9	1	25	1	4	1	1	38
44	M. Martin, c	1-5	0-0	2-2	3-0	3	2	4	0	0	1	1	17
00	C. Phillips, g	0-10	0-3	0-1	1-6	7	4	0	5	1	0	0	36
30	C. Bishop, g	3-10	0-0	3-3	1-2	3	3	9	3	1	0	1	28
03	G. Toma	2-3	1-2	0-0	1-2	3	3	5	0	2	0	0	26
21	J. Williamson	0-0	0-0	0-0	0-1	1	1	0	0	0	0	0	2
34	J. Ndoondo	1-2	0-0	0-0	0-1	1	5	2	0	0	0	0	21
TEAM													
TOTALS 23-63 7-19 7-10 15-21 36 22 60 10 11 2 4 200													
TOTAL FG%: 1st: 11-27 .407 2nd: 12-36 .333 Game: 23-63 .365													
3-PT FG%: 1st: 5-10 .500 2nd: 2-9 .222 Game: 7-19 .368													
FT%: 1st: 3-4 .750 2nd: 4-6 .667 Game: 7-10 .700													
Deadball: 3													

Technical Fouls: None
Foul Out: U-M - None; Wayne State - None
Officials: Ed Hightower, D.J. Carstensen, Kelly Pfeiffer
Attendance: 11,898
Score by Half
 #7/9 Michigan..... 46-33 79
 Wayne State..... 30-30 60

GAME 1
#7/9 MICHIGAN: 69
UMass-Lowell: 42
November 8, 2013
Ann Arbor, Mich. • Crisler Center
TV: BTDN



No.	#7/9 U-M	FG	3FG	FT	O-D	TOT	F	TP	A	TO	B	S	MIN
1	G. Robinson III, f	4-8	0-3	7-10	3-4	7	3	15	4	1	0	3	36
15	J. Horford, f	2-8	0-1	1-2	5-7	12	1	5	1	0	1	1	22
10	D. Walton Jr., g	1-4	0-1	4-4	0-4	4	0	6	4	1	0	3	27
11	N. Stauskas, g	1-5	1-3	6-8	0-1	1	2	9	2	2	0	0	25
23	C. LeVert, g	6-11	1-3	4-5	0-5	5	1	17	1	1	0	2	35
2	S. Albrecht	2-4	1-2	0-0	1-0	1	1	5	1	0	0	0	12
5	A. Dakich	0-1	0-0	0-0	0-0	0	0	0	0	0	0	0	2
12	C. McConnell	0-0	0-0	0-0	0-0	0	0	0	0	0	0	0	2
14	B. Anlauf	0-0	0-0	0-0	0-0	0	0	0	0	0	0	0	2
20	S. Lonergan	0-0	0-0	0-0	0-2	2	0	0	0	0	0	1	2
21	Z. Irvin	3-7	2-4	2-3	0-0	1	1	10	0	0	0	0	17
44	M. Bielfeldt	0-3	0-1	0-0	2-0	2	0	0	0	1	0	0	6
52	J. Morgan	1-2	0-0	0-0	1-2	3	2	2	0	1	0	1	12
TEAM													
TOTALS 20-53 5-18 24-32 14-25 39 11 69 13 7 2 10 200													
TOTAL FG%: 1st: 6-23 .261 2nd: 14-30 .467 Game: 20-53 .377													
3-PT FG%: 1st: 1-9 .111 2nd: 4-9 .444 Game: 5-18 .278													
FT%: 1st: 10-15 .667 2nd: 14-17 .824 Game: 24-32 .750													
Deadball: 4													

No.	UMass-Lowell	FG	3FG	FT	O-D	TOT	F	TP	A	TO	B	S	MIN
23	K. Weldon, f	2-4	0-0	0-0	1-1	2	5	4	1	2	0	1	15
34	K. Chukwuocha, f	0-3	0-0	0-0	1-2	3	2	0	0	1	0	0	19
4	C. Holley, g	1-6	1-3	1-2	0-1	1	4	4	4	2	0	1	35
11	A. Williams, g	6-16	1-4	3-4	3-4	7	4	16	2	6	0	2	39
21	D.J. Mlachnick, g	0-5	0-3	6-6	0-4	4	3	6	0	2	0	1	32
24	T. Livingston	4-11	2-7	0-0	3-6	9	4	10	0	0	0	0	32
30	M. Cornelius	0-2	0-0	0-0	1-3	4	0	0	0	0	0	0	13
42	P. Massey	0-1	0-0	0-0	0-0	0	0	0	0	0	0	0	2
50	J. McDonnell	1-1	0-0	0-0	0-0	0	2	2	0	1	0	0	13
TEAM													
TOTALS 14-49 4-17 10-12 10-23 33 24 42 7 15 0 5 200													
TOTAL FG%: 1st: 8-24 .333 2nd: 6-25 .240 Game: 14-49 .286													
3-PT FG%: 1st: 1-9 .111 2nd: 2-8 .250 Game: 4-17 .235													
FT%: 1st: 6-6 1.000 2nd: 4-6 .667 Game: 10-12 .833													
Deadball: 2													

Technical Fouls: None
Foul Out: U-M - None; UMass-Lowell - None
Officials: Mike Kitts, Bill Ek, Brett Gearhart
Attendance: 12,707 (sellout)
Score by Half<

2013-14 Michigan Basketball
Michigan Combined Team Statistics (as of Nov 11, 2013)
All games

RECORD:	OVERALL	HOME	AWAY	NEUTRAL
ALL GAMES	1-0	1-0	0-0	0-0
CONFERENCE	0-0	0-0	0-0	0-0
NON-CONFERENCE	1-0	1-0	0-0	0-0

##	Player	gp-gs	min	avg	Total		3-Point		F-Throw		Rebounds				pf	dq	a	to	blk	stl	pts	avg
					fg-fga	fg%	3fg-fga	3fg%	ft-fta	ft%	off	def	tot	avg								
23	LeVert, Caris	1-1	35	35.0	6-11	.545	1-3	.333	4-5	.800	0	5	5	5.0	1	0	1	1	0	2	17	17.0
01	Robinson III, Glenn	1-1	36	36.0	4-8	.500	0-3	.000	7-10	.700	3	4	7	7.0	3	0	4	1	0	3	15	15.0
21	Irvin, Zak	1-0	17	17.0	3-7	.429	2-4	.500	2-3	.667	0	0	0	0.0	1	0	0	0	0	0	10	10.0
11	Stauskas, Nik	1-1	25	25.0	1-5	.200	1-3	.333	6-8	.750	0	1	1	1.0	2	0	2	2	0	0	9	9.0
10	Walton Jr, Derrick	1-1	27	27.0	1-4	.250	0-1	.000	4-4	1.000	0	4	4	4.0	0	0	4	1	0	3	6	6.0
02	Albrecht, Spike	1-0	12	12.0	2-4	.500	1-2	.500	0-0	.000	1	0	1	1.0	1	0	1	0	0	0	5	5.0
15	Horford, Jon	1-1	22	22.0	2-8	.250	0-1	.000	1-2	.500	5	7	12	12.0	1	0	1	0	1	1	5	5.0
52	Morgan, Jordan	1-0	12	12.0	1-2	.500	0-0	.000	0-0	.000	1	2	3	3.0	2	0	0	1	0	1	2	2.0
20	Lonergan, Sean	1-0	2	2.0	0-0	.000	0-0	.000	0-0	.000	0	2	2	2.0	0	0	0	0	1	0	0	0.0
12	McConnell, Cole	1-0	2	2.0	0-0	.000	0-0	.000	0-0	.000	0	0	0	0.0	0	0	0	0	0	0	0	0.0
05	Dakich, Andrew	1-0	2	2.0	0-1	.000	0-0	.000	0-0	.000	0	0	0	0.0	0	0	0	0	0	0	0	0.0
44	Bielfeldt, Max	1-0	6	6.0	0-3	.000	0-1	.000	0-0	.000	2	0	2	2.0	0	0	0	1	0	0	0	0.0
14	Anlauf, Brad	1-0	2	2.0	0-0	.000	0-0	.000	0-0	.000	0	0	0	0.0	0	0	0	0	0	0	0	0.0
Team											2	0	2									
Total.....		1	200		20-53	.377	5-18	.278	24-32	.750	14	25	39	39.0	11	0	13	7	2	10	69	69.0
Opponents.....		1	200		14-49	.286	4-17	.235	10-12	.833	10	23	33	33.0	24	1	7	15	0	5	42	42.0

TEAM STATISTICS	MICH	OPP
SCORING	69	42
Points per game	69.0	42.0
Scoring margin	+27.0	-
FIELD GOALS-ATT	20-53	14-49
Field goal pct	.377	.286
3 POINT FG-ATT	5-18	4-17
3-point FG pct	.278	.235
3-pt FG made per game	5.0	4.0
FREE THROWS-ATT	24-32	10-12
Free throw pct	.750	.833
F-Throws made per game	24.0	10.0
REBOUNDS	39	33
Rebounds per game	39.0	33.0
Rebounding margin	+6.0	-
ASSISTS	13	7
Assists per game	13.0	7.0
TURNOVERS	7	15
Turnovers per game	7.0	15.0
Turnover margin	+8.0	-
Assist/turnover ratio	1.9	0.5
STEALS	10	5
Steals per game	10.0	5.0
BLOCKS	2	0
Blocks per game	2.0	0.0
ATTENDANCE	12707	0
Home games-Avg/Game	1-12707	0-0
Neutral site-Avg/Game	-	0-0

Date	Opponent	Score	Att.
11/08/13	UMASS-LOWELL	w 69-42	12707

* - Conference game

Score by Periods	1st	2nd	Totals
Michigan	23	46	69
Opponents	23	19	42