

# General Information

## 2013-14 SCHEDULE

Date	Opponent	Site	Time
Nov. 15	Augustana	Rock Island, Ill.	7:30 PM
<b>Nov. 18</b>	<b>Lake Forest</b>	<b>Home</b>	<b>7 PM</b>
Nov. 22	Whitman (Lopata Classic)	St. Louis, Mo.	6 PM
Nov. 23	Rose-Hulman (Lopata Classic)	St. Louis, Mo.	6 PM
Nov. 26	Illinois Tech	Chicago, Ill.	7 PM
<b>Dec. 1</b>	<b>Kalamazoo</b>	<b>Home</b>	<b>3 PM</b>
Dec. 4	Wheaton	Wheaton, Ill.	7:30 PM
<b>Dec. 7</b>	<b>Trinity (Texas)</b>	<b>Home</b>	<b>3 PM</b>
<b>Dec. 14</b>	<b>Illinois Wesleyan</b>	<b>Home</b>	<b>3 PM</b>
Dec. 19	North Park	Chicago, Ill.	7 PM
<b>Jan. 4</b>	<b>Washington &amp; Lee</b>	<b>Home</b>	<b>3 PM</b>
Jan. 11	Washington-St. Louis *	St. Louis, Mo.	3 PM
<b>Jan. 17</b>	<b>New York *</b>	<b>Home</b>	<b>8 PM</b>
<b>Jan. 19</b>	<b>Brandeis *</b>	<b>Home</b>	<b>Noon</b>
Jan. 24	Carnegie Mellon *	Pittsburgh, Pa.	8 PM (ET)
Jan. 26	Case Western Reserve *	Cleveland, Ohio	Noon (ET)
Jan. 31	Emory *	Atlanta, Ga.	8 PM (ET)
Feb. 2	Rochester *	Rochester, N.Y.	Noon (ET)
<b>Feb. 7</b>	<b>Emory *</b>	<b>Home</b>	<b>8 PM</b>
<b>Feb. 9</b>	<b>Rochester *</b>	<b>Home</b>	<b>Noon</b>
Feb. 14	New York *	New York, N.Y.	8 PM (ET)
Feb. 16	Brandeis *	Boston, Mass.	Noon (ET)
<b>Feb. 21</b>	<b>Carnegie Mellon *</b>	<b>Home</b>	<b>8 PM</b>
<b>Feb. 23</b>	<b>Case Western Reserve *</b>	<b>Home</b>	<b>Noon</b>
<b>Mar. 1</b>	<b>Washington-St. Louis *</b>	<b>Home</b>	<b>3 PM</b>

\* UAA game | Home games in **bold**

## TABLE OF CONTENTS

### General Information

2013-14 Schedule	1
UChicago Traditions	25
Gerald Ratner Athletics Center	25
The University of Chicago	26
Athletics at UChicago	27
University Athletic Association	28
NCAA Division III	28

### Coaches & Players

Team roster and picture	2
Coaching Staff Profiles	3
Player Profiles	4-9

### Off the Court and Alumni

Maroons in the Community	10
Travel at UChicago	11
Alumni reflections	12-13
Basketball Alumni	13

### 2012-13 Review

Statistics & Results	14
UAA Standings & Postseason Awards	15

### History & Records

UAA Records	16
Coaching Records	17
Year-by-Year Records	17
Individual & Team Records	18
Career & Season Leaders	19-20
Ratner Center Records	21
Opponent Series Records	22
Honor Roll	23
NCAA Tournament History	24

## WELCOME TO THE GERALD RATNER ATHLETICS CENTER



### UAA Sportsmanship Code

The University of Chicago and the members of the University Athletic Association are committed to principles of good sportsmanship. We believe that all student-athletes, coaches, and spectators should strive to represent the very best spirit and tradition of intercollegiate athletics. We request your cooperation by supporting the participants and officials in a positive manner. Intimidating actions directed at officials, student-athletes, coaches, or team representatives will not be tolerated and are grounds for removal from the site of competition. Also, consumption or possession of alcoholic beverages is prohibited.

### Concessions

The concessions stand is located at the southeast corner of the facility. Proceeds from concessions sales benefit UChicago undergraduate letter winner organizations.

### Rest Rooms

Rest rooms are located at the facility's southeast corner, adjacent to the concessions stand.

### Scorer's Table

Seating at the scorer's table is reserved for game operations staff, sports information personnel, media, and officials.


# Team Roster 2013-14

## University of Chicago Maroons 2013-14 Men's Basketball Roster

#	Name	Pos.	Ht.	Wt.	Yr.	Hometown (High School)
2	Ian Joyce	F	6-6	225	Jr.	Middleton, Wis. (Middleton)
3	Charlie Hughes	F	6-4	205	Sr.	Perrysburg, Ohio (Perrysburg)
4	Nate Brooks	F	6-5	210	So.	Chicago, Ill. (Whitney Young)
5	Royce Muskeyvalley	G	5-11	165	Jr.	Rock Island, Ill. (Rock Island)
10	Waller Perez	F	6-5	200	Fr.	Berwyn, Ill. (Morton)
11	Tyler Howard	G	6-0	180	Fr.	Sioux Falls, S.D. (Roosevelt)
14	Derrick Davis	G	6-2	190	Sr.	Saginaw, Mich. (Bridgeport)
20	Alex Gustafson	G	6-4	180	Fr.	Oak Park, Ill. (Oak Park-River Forest)
21	Wayne Simon	G	5-10	160	Sr.	Bellwood, Ill. (St. Joseph's)
23	John Steinberg	G	6-4	220	So.	Bellevue, Wash. (Sammamish)
24	Jordan Smith	G	6-3	200	So.	Chicago, Ill. (Whitney Young)
30	Sam Gage	F	6-6	215	Sr.	Waterloo, Wis. (Waterloo)
32	Alex Voss	F	6-5	215	So.	Loveland, Ohio (Moeller)
33	Eric Robinson	F	6-8	220	So.	Helotes, Texas (Brandeis)
44	Blaine Crawford	F	6-8	215	Fr.	St. Paul, Minn. (The Blake School)

**Head Coach:** Mike McGrath

**Assistant Coaches:** Jason Petti, Jim Prunty, Rasheed Rosenje, Jonathan Chimino, Colin Chisolm, Marty Heffner



**Top row (L-R):** Waller Perez, Derrick Davis, Sam Gage, Ian Joyce, Eric Robinson, Blaine Crawford, Alex Voss, Nate Brooks.

**Seated (L-R):** Alex Gustafson, Charlie Hughes, Tyler Howard, Royce Muskeyvalley, Wayne Simon, John Steinberg, Jordan Smith.

# Coaching Staff



## HEAD COACH MIKE MCGRATH

Mike McGrath enters his 15th season as head men's basketball coach at the University of Chicago in 2013-14 sporting a record of 206-151, including a 126-74 mark in University Athletic Association play.

A three-time UAA Coach of the Year, McGrath has guided Chicago to an NCAA Division III elite eight berth and sweet 16 appearance, as well as four UAA titles.

McGrath garnered UAA Coach of the Year accolades in 2007-08 after leading the Maroons to their second straight UAA championship and NCAA Division III tournament appearance. Chicago, which finished 18-8 overall and 11-3 in conference play, ranked 25th in the final D3hoops.com coaches poll.

In 2000-01, McGrath guided the Maroons to their best-ever NCAA Division III finish, as Chicago advanced to the national elite eight. McGrath enjoyed a highly successful debut campaign in 1999-00, as he led the Maroons to a 23-4 record, the UAA title, and an NCAA Division III sweet 16 appearance.

Over his career at UChicago, McGrath has been named Illinois Basketball Coaches Association (IBCA) Coach of the Year four times - 2000, 2001, 2007, 2008.

McGrath spent seven years as an assistant coach to Pat Cunningham from 1992-99. During that time, McGrath helped lead the Maroons to an overall record of 107-73 (.594), including an 82-23 mark (.781) from 1995-99. Under Cunningham and McGrath, Chicago garnered two UAA championships and advanced to the NCAA Division III sweet 16 on two occasions.


During McGrath's 19 years as head and assistant coach, Chicago teams have compiled a combined record of 272-189 (.590), won six conference championships, and made six national postseason appearances.

McGrath has been actively involved in the National Association of Basketball Coaches, having represented the NABC Division III Congress as chair of the Marketing and Promotion Committee and been instrumental in organizing the annual NABC Division III All-Star Game as Chair of the Nominating Committee.

McGrath also served a four-year stint on the NCAA Midwest Region Advisory Committee, and from 2010-12, he served as a member of the NCAA Division III Men's Basketball Committee, the organization responsible for selecting and bracketing teams for the NCAA tournament.

McGrath is a 1992 graduate of DePauw University, where he spent three years as a student assistant coach. During his tenure at DePauw, the Tigers advanced to the 1990 NCAA Division III championship game. In 2003, McGrath and the other members of that team were inducted into the DePauw Athletics Hall of Fame.

A native of Bartlett, Illinois, McGrath earned a master's degree in sports management from the United States Sports Academy in 2004. He resides in Chicago with his wife, Kari.



## ASSISTANT COACH JASON PETTI

Jason Petti enters his third season with the UChicago staff in 2013-14. He was named full-time assistant coach in May 2013 after serving as volunteer assistant coach for two seasons.

A graduate of North Central College, where he earned a degree in exercise science, Petti spent three years coaching at Wheaton-Warrenville South High School prior to joining the Maroons. During that time, Petti served as a varsity assistant and head coach of the freshman team for three seasons.



## ASSISTANT COACH JIM PRUNTY

Jim Prunty is in his eighth season at University of Chicago and his 37th season of coaching overall.

Prior to joining the staff at Chicago, he was the head basketball coach at St. Rita and York High Schools. In addition to serving as athletic director at Saint Ignatius College Prep in Chicago, Prunty serves as president of the Chicago Catholic League, the Division 1 Representative for the Illinois Athletic Directors Association, as a member of the Illinois High School Association Legislative Commission, and as a member of the Board of Directors of the Illinois Basketball Coaches Association (IBCA). He is a member of the Chicago Catholic League Coaches Association Hall of Fame and the IBCA Hall of Fame.

## VOLUNTEER ASSISTANT COACHES



**RASHEED ROSENJE**



**JONATHAN CHIMINO**



**COLIN CHISOLM**



**MARTY HEFFNER**



# Player Profiles – Seniors



## DERRICK DAVIS #14

SENIOR | 6-2 | SAGINAW, MICH. (BRIDGEPORT)

**2012-13:** Missed most of the season due to injury ... Saw action in five games with averages of 3.0 points and 1.2 assists per game.

**2011-12:** Played in 23 games, including five starts ... Averaged 5.7 points and 3.7 rebounds per game ... Shot 55.6 percent from the field on the year ... Tallied eight boards and 10 points against Rochester ... Scored 12 points on 5-for-6 shooting versus Carnegie Mellon ... Season-high nine rebounds and added six points at Case Western Reserve ... Totaled 11 points versus Rochester and NYU.

**2010-11:** Played in all 25 contests ... Averaged 4.4 points per game ... Recorded three double-digit scoring efforts, including a career-high 17 against NYU ... Shot 45.6% from the field (41-90) ... Grabbed six rebounds against NYU.

**High School/Personal:** Played for Head Coach Jason Kowalski at Bridgeport (Mich.) High School ... Detroit Free Press Class B 1st Team ... Detroit News Class B 1st Team ... AP All-State 1st Team ... Averaged 19 points, 8 rebounds, 7 assists, and 4 steals ... Helped lead Bridgeport High School to a 17-4 record and an area championship ... Four-year letterwinner ... Son of Derrick Sr. and Devenise McCune.

### CAREER STATISTICS

Year	GP-GS	Min/Avg	Total		3-Point		Rebounds							Pts/Avg			
			FG-FGA	Pct	FG-FGA	Pct	FT-FTA	Pct	Off-Def	Tot	Avg	PF-FO	Ast		TO	Blk	Stl
2010-11	25-0	265/10.6	41-90	.456	3-7	.429	25-48	.521	16-29	45	1.8	30-0	20	26	6	10	110/4.4
2011-12	23-5	368/16.0	45-81	.556	1-5	.200	39-65	.600	41-45	86	3.7	40-3	13	18	6	13	130/5.7
2012-13	5-0	46/9.2	5-12	.417	1-2	.500	4-7	.571	5-1	6	1.2	0-0	3	1	0	1	15/3.0
<b>TOTAL</b>	<b>53-5</b>	<b>679/12.8</b>	<b>91-183</b>	<b>.497</b>	<b>5-14</b>	<b>.357</b>	<b>68-120</b>	<b>.567</b>	<b>62-75</b>	<b>137</b>	<b>2.6</b>	<b>70-3</b>	<b>36</b>	<b>45</b>	<b>12</b>	<b>24</b>	<b>255/4.8</b>



Derrick Davis



## SAM GAGE #30

SENIOR | 6-6 | WATERLOO, WIS. (WATERLOO)

**2012-13:** Started 24 games ... Averaged 8.6 points and 4.3 rebounds per contests ... Scored a season-best 18 points versus Alma and NYU ... Tallied 16 points against Dominican ... Pulled down 10 rebounds against Albion and Brandeis ... Netted four three-pointers versus NYU.

**2011-12:** Started in 21 out of 25 games played ... Averaged 7.4 points and 4.0 rebounds per game, ranking second on the team in rebounding ... Collegiate career-high of 18 points and pulled down seven rebounds against Case Western Reserve ... Grabbed seven boards and tallied 15 points against Kalamazoo ... Scored 14 points versus both Loras and Case

Western Reserve ... totaled at least six rebounds in a game seven times on the season.

**2010-11:** Played in 24 contests ... Averaged 5.1 points per game ... Shot 71.4% from 3-point range (5-7) ... Recorded three straight double-digit scoring efforts against Lake Forest, St. Johns (Minn.) and Wheaton (Ill.), including a collegiate career-high 15 against St. Johns (Minn.).

**High School/Personal:** Played for Head Coach John Weiss at Waterloo (Wis.) High School ... Averaged 18.8 points, 7.1 rebounds, and 2.2 blocked shots per game ... All-Madison Area 2nd team ... All-conference 1st team ... Conference scoring champion ... Waterloo High School Math Student of the Year ... Son of Jim and Mary Gage.

### CAREER STATISTICS

Year	GP-GS	Min/Avg	Total		3-Point		Rebounds							Pts/Avg			
			FG-FGA	Pct	FG-FGA	Pct	FT-FTA	Pct	Off-Def	Tot	Avg	PF-FO	Ast		TO	Blk	Stl
2010-11	24-0	292/12.2	46-86	.535	5-7	.714	25-28	.893	16-19	35	1.5	33-0	8	10	4	1	122/5.1
2011-12	25-21	566/22.6	70-145	.483	18-47	.383	28-45	.622	34-66	100	4.0	58-2	13	24	7	7	186/7.4
2012-13	24-24	650/27.1	85-204	.417	12-36	.333	24-34	.706	32-70	102	4.3	38-0	14	20	7	10	206/8.6
<b>TOTAL</b>	<b>73-45</b>	<b>1508/17.5</b>	<b>201-435</b>	<b>.462</b>	<b>35-90</b>	<b>.389</b>	<b>77-107</b>	<b>.720</b>	<b>82-155</b>	<b>237</b>	<b>3.2</b>	<b>129-2</b>	<b>35</b>	<b>54</b>	<b>18</b>	<b>18</b>	<b>514/7.0</b>



Sam Gage



# Player Profiles – Seniors



Charlie Hughes

## CHARLIE HUGHES #3

SENIOR | 6-4 | PERRYSBURG, OHIO (PERRYSBURG)

**2012-13:** Honorable Mention All-UAA ... Started 23 out of 25 games played ... Ranked second on the team in scoring (9.4 points per game) and led the squad in rebounding (5.2 rebounds per game) ... Tallied double figures in points in seven of the final eight games of the year ... Scored 18 and 17 points in two games against Carnegie Mellon ... Collected at least six rebounds in 11 contests.

**2011-12:** Started in 11 out of 25 games played ... Averaged 5.4 points per game, 3.6 rebounds per game, and shot 58.7 percent from the field ... Tallied season-best 18 points on 7 of 10 shooting at Carnegie Mellon ... Snagged five rebounds and scored 13 points against Rhodes ... Scored 13 points versus Emory.


**2010-11:** Played in 23 games ... Averaged 2.0 points per contest ... Scored seven points in back-to-back contests against Hanover and Denison ... Recorded an assist/turnover ratio of 2.2 ... Collected five rebounds against Rochester.

**High School/Personal:** Played for Head Coach Dave Boyce at Perrysburg (Ohio) High School ... Honorable mention all-state ... Two-time 1st-team all-league and all-district ... Averaged 19 points and 8 rebounds per game as a senior ... Averaged 16 points and 7 rebounds as a sophomore and junior ... Son of Jeff and Nancy Hughes.



### CAREER STATISTICS

Year	GP-GS	Min/Avg	Total			3-Point		Rebounds									
			FG-FGA	Pct	FT-FTA	Pct	Off-Def	Tot	Avg	PF-FO	Ast	TO	Blk	Stl	Pts/Avg		
2010-11	23-0	143/6.2	20-43	.465	5-14	.357	1-2	.500	6-18	24	1.0	13-0	11	5	3	6	46/2.0
2011-12	25-11	378/15.1	54-92	.587	8-22	.364	20-30	.667	23-66	89	3.6	27-1	27	19	7	7	136/5.4
2012-13	25-23	670/26.8	91-194	.469	19-58	.328	35-50	.700	43-86	129	5.2	52-1	31	23	5	14	236/9.4
<b>TOTAL</b>	<b>73-34</b>	<b>1191/16.3</b>	<b>165-329</b>	<b>.501</b>	<b>32-94</b>	<b>.340</b>	<b>56-82</b>	<b>.683</b>	<b>72-173</b>	<b>242</b>	<b>3.3</b>	<b>92-2</b>	<b>69</b>	<b>47</b>	<b>15</b>	<b>27</b>	<b>418/5.7</b>



Wayne Simon


## WAYNE SIMON #21

SENIOR | 5-10 | BELLWOOD, ILL. (ST. JOSEPH'S)

**2012-13:** Appeared in 24 games, with one start ... Averaged 6.7 points, 2.5 rebounds and 1.6 assists per game ... Tallied season highs of 15 points and six steals versus Carnegie Mellon... Scored 13 points against Case Western Reserve ... Pulled down seven rebounds at Washington-St. Louis ... Recorded 10 points, five rebounds and four assists versus Maranatha Baptist.

**Transfer:** Played for American University in his freshman and sophomore years.

**High School/Personal:** Played for Head Coach Gene Pingatore at St. Joseph High School ... Averaged 14 points, 4 rebounds and 4 assists per game as a senior ... Three-year letterwinner in basketball ... National Honor Society ... Spanish National Honor Society ... Son of Wayne and Jozett Simon.



### CAREER STATISTICS

Year	GP-GS	Min/Avg	Total			3-Point		Rebounds									
			FG-FGA	Pct	FT-FTA	Pct	Off-Def	Tot	Avg	PF-FO	Ast	TO	Blk	Stl	Pts/Avg		
2012-13	24-1	445/18.5	59-145	.407	11-40	.275	31-48	.646	22-38	60	2.5	26-0	39	29	9	27	160/6.7

# Player Profiles – Juniors



## IAN JOYCE #2

**JUNIOR | 6-6 | MADISON, WIS. (MIDDLETON)**

**2012-13:** Played in 22 contests ... Averaged 3.0 points and 2.7 rebounds per game ... Ranked second on the team with 11 blocks ... Tallied nine points versus Brandeis and Rochester ... Scored eight points against Albion ... Pulled down a season-best six rebounds versus Case Western Reserve.

**2011-12:** Appeared in seven games ... Averaged 1.9 points and 0.7 rebounds per game ... Scored four points in three minutes against Kalamazoo and Case Western Reserve.

**High School/Personal:** Averaged 12 points, nine rebounds, and four blocked shots per game at Middleton High School ... Played for Head Coach Kevin Bavery ... Earned all-conference and team MVP honors as a senior ... As a junior, helped lead Middleton to a sectional runner-up appearance ... Three-time letter winner ... Son of Jerry and Nancy Brown-Joyce.

### CAREER STATISTICS

Year	GP-GS	Min/Avg	Total		3-Point		FT-FTA	Pct	Off-Def	Rebounds		PF-FO	Ast	TO	Blk	Stl	Pts/Avg
			FG-FGA	Pct	FG-FGA	Pct				Tot	Avg						
2011-12	7-0	31/4.4	5-8	.625	0-0	.000	3-4	.750	1-4	5	0.7	3-0	2	1	0	0	13/1.9
2012-13	22-0	225/10.2	29-63	.460	0-0	.000	8-15	.533	20-39	59	2.7	21-0	7	7	11	7	66/3.0
<b>TOTAL</b>	<b>29-0</b>	<b>256/8.8</b>	<b>34-71</b>	<b>.479</b>	<b>0-0</b>	<b>.000</b>	<b>11-19</b>	<b>.578</b>	<b>21-43</b>	<b>64</b>	<b>2.2</b>	<b>24-0</b>	<b>9</b>	<b>8</b>	<b>11</b>	<b>7</b>	<b>79/2.7</b>



Ian Joyce



## ROYCE MUSKEYVALLEY #5

**JUNIOR | 5-11 | ROCK ISLAND, ILL. (ROCK ISLAND)**

**2012-13:** Honorable Mention All-UAA ... Started 23 out of 25 games played ... Averaged 8.4 points, 3.4 assists and 1.8 rebounds per game ... Tallied double-digit points in 10 contests ... Dished out nine assists with 12 points versus Dominican ... Scored a season-best 18 points against Rochester ... Handed out eight assists versus Albion.

**2011-12:** Played in all 25 contests ... Averaged 4.1 points, 2.1 assists and 0.9 rebounds per game ... Ranked third the team in assists (52) and steals (13) ... Had 12 points and four steals against Kalamazoo ... Season-high 16 points (7-9 from the field) at Emory ... Dished out season-high seven assists and added six points versus Berry.

**High School/Personal:** Member of the 2011 Class 3A Illinois State Champion Rock Island High School team ... Played for coach Thom Sigel ... Three-time letter winner ... Averaged eight points and five assists per contest as a senior ... Son of Raymond and Joan Muskeyvalley.

### CAREER STATISTICS

Year	GP-GS	Min/Avg	Total		3-Point		FT-FTA	Pct	Off-Def	Rebounds		PF-FO	Ast	TO	Blk	Stl	Pts/Avg
			FG-FGA	Pct	FG-FGA	Pct				Tot	Avg						
2011-12	25-0	340/13.6	37-91	.407	3-11	.273	26-39	.667	8-15	23	0.9	51-0	52	39	0	13	103/4.1
2012-13	25-23	569/22.8	80-187	.428	17-45	.378	33-45	.733	11-33	44	1.8	60-1	85	58	6	18	210/8.4
<b>TOTAL</b>	<b>50-23</b>	<b>909/18.2</b>	<b>117-278</b>	<b>.420</b>	<b>20-56</b>	<b>.357</b>	<b>59-84</b>	<b>.702</b>	<b>19-48</b>	<b>67</b>	<b>1.3</b>	<b>111-1</b>	<b>137</b>	<b>97</b>	<b>6</b>	<b>31</b>	<b>313/6.3</b>



Royce Muskeyvalley

# Player Profiles – Sophomores



**Nate Brooks**

## **NATE BROOKS #4**

**SOPHOMORE | 6-5 | CHICAGO, ILL. (WHITNEY YOUNG)**

**2012-13:** Appeared in 20 games ... Averaged 3.9 points and 4.2 rebounds per contest ... Shot a team-best 53.4 percent from the field ... Tallied a season-high 14 points with nine rebounds at Illinois Wesleyan ... Scored 10 points with five rebounds at Kalamazoo and Lake Forest ... Pulled down 10 rebounds and blocked three shots versus Alma.

**High School/Personal:** Played for Head Coach Tyrone Slaughter at Whitney Young High School ... Averaged 4.4 points, 3.3 rebounds and 1.1 assists per game as a senior ... Team finished runner-up in the state championship (2009-10) ... Four-year Principal Scholar ... National Achievement Scholarship Program semifinalist ... Son of Nathan and Sandra Brooks.



### **CAREER STATISTICS**

Year	GP-GS	Min/Avg	Total		3-Point		FT-FTA	Pct	Rebounds				PF-FO	Ast	TO	Blk	Stl	Pts/Avg
			FG-FGA	Pct	FG-FGA	Pct			Off	Def	Tot	Avg						
2012-13	20-5	315/15.8	31-58	.534	0-0	.000	16-52	.308	41	43	84	4.2	35-0	13	19	9	12	78/3.9



**Eric Robinson**

## **ERIC ROBINSON #33**

**SOPHOMORE | 6-8 | HELOTES, TEXAS (BRANDEIS)**

**2012-13:** Saw action in 13 games with averages of 1.1 points and 0.9 rebounds per game ... Scored six points in 10 minutes versus Maranatha Baptist.

**High School/Personal:** Played for Head Coach Marc Gardner at Brandeis High School ... Averaged 6.1 points, 5.2 rebounds, 2 blocks and 1.1 assists per game ... Four-year letterwinner in basketball ... All-District team selection ... All-Academic Team ... Lonestar All-Star (starter) ... National Honor Society ... Son of Craig and Anita Robinson.



### **CAREER STATISTICS**

Year	GP-GS	Min/Avg	Total		3-Point		FT-FTA	Pct	Rebounds				PF-FO	Ast	TO	Blk	Stl	Pts/Avg
			FG-FGA	Pct	FG-FGA	Pct			Off	Def	Tot	Avg						
2012-13	13-0	84/6.5	5-11	.455	0-0	.000	4-6	.667	6-6	12	0.9	9-0	3	3	3	1	14/1.1	



# Player Profiles – Sophomores



## JORDAN SMITH #24

SOPHOMORE | 6-3 | CHICAGO, ILL. (WHITNEY YOUNG)

**2012-13:** UAA Rookie of the Year ... Played in 23 games, including five starts ... Averaged 7.9 points and 2.7 rebounds per game ... Led the team in three-point percentage (.408) ... Scored a season-best 21 points versus Southwestern (Texas) ... Tallied 17 points with four assists and four rebounds against Trinity (Texas) ... Collected 15 points versus Marantha Baptist and at Rochester.

**High School/Personal:** Played for Head Coach Tyrone Slaughter at Whitney Young High School ... Averaged 6.6 points, 2.1 rebounds and 1.2 assists per game as a senior ...

Team finished runner-up in the state championship (2009-10) ... Principal Scholar/Honor Roll ... Son of Mary Nelson and Alvin Smith.



Jordan Smith

### CAREER STATISTICS

Year	GP-GS	Min/Avg	Total		3-Point		FT-FTA	Pct	Off-Def	Rebounds			PF-FO	Ast	TO	Blk	Stl	Pts/Avg
			FG-FGA	Pct	FG-FGA	Pct				Tot	Avg	PF-FO						
2012-13	23-5	429/18.7	61-151	.404	20-49	.408	40-59	.678	24-39	63	2.7	46-0	15	33	4	14	182/7.9	



## JOHN STEINBERG #23

SOPHOMORE | 6-4 | BELLEVUE, WASH. (SAMMAMISH)

**2012-13:** Appeared in 17 games ... Averaged 3.1 points and 1.1 rebounds per game ... Made 43.3 percent of his three-pointers (13 of 30) ... Netted four three-pointers en route to a season-high 12 points at NYU ... Scored 11 points versus Trinity (Texas).


**High School/Personal:** Played for Head Coach Wes Newton at Sammamish Senior High ... Averaged 23 points, 9 rebounds and 3 assists per game as a senior ... Three-time All-League selection ... Four-year letterwinner ... National Honor Society ... 4.0 GPA ... Son of Roy and Janelle Steinberg.



John Steinberg

### CAREER STATISTICS

Year	GP-GS	Min/Avg	Total		3-Point		FT-FTA	Pct	Off-Def	Rebounds			PF-FO	Ast	TO	Blk	Stl	Pts/Avg
			FG-FGA	Pct	FG-FGA	Pct				Tot	Avg	PF-FO						
2012-13	17-0	164/9.6	19-40	.475	13-30	.433	1-2	.500	4-15	19	1.1	11-0	5	5	2	4	52/3.1	



## ALEX VOSS #32

SOPHOMORE | 6-5 | LOVELAND, OHIO (MOELLER)

**2012-13:** Played in 15 games ... Averaged 2.9 points and 1.7 rebounds per contest ... Scored 10 points in the season finale at Washington-St. Louis ... Pulled down four rebounds in three different occasions ... Totaled six points at NYU.

**High School/Personal:** Played for Head Coach Carl Kremer at Moeller High School ... Averaged 7 points, 5 rebounds and 3 assists per game his senior season ... Three-year letterwinner in basketball ... Team was state runner-up in 2010 ... National Honor Society ... Spanish Honor Society ...

Community service involvement with Matthew 25 Ministries and Ronald McDonald House ... Son of Dave and Mindy Voss.



Alex Voss

### CAREER STATISTICS

Year	GP-GS	Min/Avg	Total		3-Point		FT-FTA	Pct	Off-Def	Rebounds			PF-FO	Ast	TO	Blk	Stl	Pts/Avg
			FG-FGA	Pct	FG-FGA	Pct				Tot	Avg	PF-FO						
2012-13	15-0	170/11.3	11-46	.239	4-13	.308	17-27	.630	11-14	25	1.7	14-0	4	2	1	6	43/2.9	

# Player Profiles – Freshmen



## **BLAINE CRAWFORD #44**

**FRESHMAN | 6-8 | ST. PAUL, MINN. (THE BLAKE SCHOOL)**

**High School/Personal:** Played for Head Coach Sean Kruger at The Blake School ... Played four years of basketball ... Averaged 19.8 points and 10.2 rebounds per game as a senior ... Academic All-American award nominee ... All-Conference selection ... Sectional Championship in 2013 ... Harvard book prize ... Political Science major ... Son of Tamela Saulsberry.



## **ALEX GUSTAFSON #20**

**FRESHMAN | 6-4 | OAK PARK, ILL. (OAK PARK-RIVER FOREST)**

**High School/Personal:** Played for Head Coach Matt Maloney at Oak Park-River Forest High School ... Played four years of basketball and one year of volleyball ... Averaged 10 points, 6 rebounds, 3 steals and 2 assists per game as a senior ... Team co-MVP ... All-Conference selection ... Team won back-to-back regional championships and made first sectional championship appearance since 1978 ... Academic All-Conference ... AP National Scholar ... J. Kyle Baird Leadership Award ... Undeclared major ... Son of Wendell Gustafson and Mary Telios.



## **TYLER HOWARD #11**

**FRESHMAN | 6-0 | SIOUX FALLS, S.D. (ROOSEVELT)**

**High School/Personal:** Played for Head Coach Lee Taylor at Roosevelt High School ... Played four years of basketball and ran track for two years ... Averaged 13 points, 3 rebounds and 3 assists per game ... First Team All-State as a senior and two-time State Tournament Team ... Three-time All-City and three-time All-Conference ... Team finished third at the state tournament ... AP Scholar with distinction ... Presidential Scholar ... National Honor Society ... Major undeclared ... Son of Phil and Lisa Howard.



## **WALLER PEREZ #10**

**FRESHMAN | 6-5 | BERWYN, ILL. (MORTON)**

**High School/Personal:** Played for Head Coach Tony Martinucci at Morton High School ... Played four years of basketball ... Averaged 16.2 points and 8 rebounds per game as a senior ... All-Conference selection ... All-State academic nominee ... National Honor Society ... Summa Cum Laude ... Pre-med major ... Son of Vidal and Candida Perez.

# Maroons in the Community



UChicago's Charlie Hughes at Mark Twain School promoting the NABC "Ticket to Reading Rewards" program in fall 2011.



UChicago at Relay For Life in 2009. Players honored the passing of Jane Sheline, the mother of alumnus and former teammate Zach Sheline (Class of 2008) who died from cancer that spring.

The University of Chicago men's basketball program has been actively involved in community service, having participated for many years in two NABC reading programs as well as the American Cancer Society's "Relay For Life."

The Maroons have visited local grammar and middle schools in the Chicago Public School System to promote literacy as part of the NABC "Dream to Read" and "Ticket to Reading Rewards" programs. Players talk about the value of reading and also read to students. Students were given free tickets to a UChicago basketball game as part of the rewards program.

For the past six years, the men's basketball program has participated in the American Cancer Society "Relay for Life" on campus. Pledges are taken for the Relay which lasts overnight. In 2011, the UChicago men's and women's basketball teams combined to raise more than \$7,500, and the men's squad has raised more than \$15,000 over those four years for cancer research.



The Maroons raised over \$3,200 at the 2009 "Relay for Life" event on the UChicago campus. Among the highlights of the event was an opportunity for Head Coach Mike McGrath's players to pelt him with a pie in exchange for a donation to the worthy cause.



Derrick Davis with UChicago women's basketball players at the 2011 Relay for Life.



Paul Riskus and his grandfather, a cancer survivor, at 2010 Relay For Life.



Coach McGrath serving up steaks at a Relay for Life fundraiser in 2011.



# Travel at UChicago



**UChicago at Youth Clinic in Ireland in 2012**



**Maroons in South America in 2009**

Travel to exciting destinations, both international and domestic, has been a significant feature of the Chicago basketball program. Most recently, the Maroons men's and women's basketball teams made a joint trip to Ireland from September 10-20, 2012.

The trip to Ireland is the third such trip the Maroons have made, which included Italy in 2006 and Argentina and Chile in 2009.

"There are a couple great things that come out of the trip," said Head Coach Mike McGrath. "First, as a basketball team, you want your group to come together and spend a lot of time together. Our kids already do that, but it's different on a foreign trip like this. The relationships that develop and how that impacts a basketball team are huge. That's probably our biggest goal. Obviously, the added 10 days of practice before we go is a great asset to our team for the upcoming year."

"Another thing we hope to get out of it is the cultural experience for our guys," McGrath continued. "We're not just going on vacation and not just going to play basketball. A lot of our activities are geared around getting to know the culture. That's an important part of the collegiate experience. And then, one of the biggest things we try to do through this process is to develop a more global feel. Global in terms of the people who have contributed to this program over the 21 years I've been here and the connections they have to each other - the common experiences they've shared and what it means to be a basketball player at the University of Chicago and how that connects people."

The three main cities that the teams stayed in were Dublin, Galway and Killarney. Side visits were also made to Coonemara, Dingle and Adare. The packed itinerary included coaching a youth basketball clinic in Galway; the Irish National Stud Farm (horses); Bunratty Castle; the cliffs of Moher; hurling and Irish football game instruction; a boat trip on the Atlantic Ocean; Trinity College and the Book of Kells; and a team dinner in Dublin that featured a full roasted pig. Both UChicago basketball squads played one game against Killester, an Irish Pro League team in Dublin.

The generosity of Chicago's basketball alumni made the trip possible for the current players and staff. "In big picture terms, we are able to take this trip because of the support of our former players," McGrath said. "We will have close to 100 percent funding in the form of donations from our alumni base. They make this trip possible and they are willing to do things to make the student-athlete experience at Chicago better. That's one of the real neat aspects of what we are doing."

On the final day in Ireland, senior Matt MacKenzie reflected on the trip, "Getting to experience Ireland with a group of guys this close has been an amazing experience. Alumni Travis Wenstrom and Tim O'Toole were able to make it for our pig roast dinner from their jobs in London, which shows the commitment former players still show to the program. Our trip would not be possible without alumni like Travis and Tim, and everyone on the team cannot thank them enough for their support."

During the 2012-13 regular season, the Maroons logged more than 3,500 air miles as they navigated their 25-game slate with traditional weekend trips to UAA host cities New York, Boston, Atlanta, St. Louis, Pittsburgh, Cleveland, and Rochester.

In addition to the annual UAA travel, the Maroons in recent years have visited cities throughout the country including San Antonio, Baltimore, Memphis, Indianapolis, Minneapolis-St. Paul and Milwaukee.



**Maroons in Venice in 2006**



**UChicago in Ireland in 2012**



**The Maroons going whitewater rafting in the Andes Mountains in 2009**

# Alumni Reflections: 5, 10, and 15 Years Later

On the court, the University of Chicago men's basketball classes of 1999, 2004, and 2009 rank as some of the most successful in school history. The trio have a combined record of 207-103 (.668 winning percentage) and five UAA Championships to their credit.

The 2013-14 season marks the 15th-year, 10th-year and 5th-year anniversaries for those three classes. Looking back on their college years, these former Maroons reflect on how the academics, the basketball team and campus life shaped their lives.

## Academics

*"My education at the University of Chicago was crucial in my development. UChicago provided a platform to think and learn from world-class professors and scholars, which at times was daunting for a small-town kid. Looking back, my education was less about what I studied and more about the result. I came away with a heightened ability to think critically and clearly, providing a strong foundation for my professional career."*

– **Scott Green, Class of 2004**

*"UChicago was a great opportunity for me to explore my interests and figure out how I could apply those in the real world. There were so many memorable classes and professors, but I think the most important part of my academic experience at UChicago happened outside the classroom with other students, the Hyde Park community and the city at large."*

– **Tom Watson, Class of 2009**

*"I enjoyed the liberal arts education of University of Chicago – how it didn't pigeonhole me into anything. The classes I took taught me how to think for myself and prepared me to carve my own path in this world."*


– **Michael Lowney, Class of 2004**

*"What did I enjoy most about my classes? The extremely smart people I was surrounded with. By interacting with these people day in and day out, I had no choice but to push myself harder in the classroom. Graduating with an economics degree from Chicago opened up many career opportunities; you could say it put me in a 'triple threat' position – I could pass, dribble or shoot!"*

– **Adam Machones, Class of 2009**



**Coach McGrath and Chicago basketball alumni at the wedding of Travis Wenstrom outside of London, England**



**Coach McGrath and Andy Strommen ('99)**

## Basketball

*"My first year at UChicago was especially memorable. On the court, we were very successful, finishing with a 24-4 record, including the UAA Championship (14-1 record) and an Elite Eight NCAA Tournament appearance. The campus was electric during the tournament run. We packed 2,000+ fans in the old Henry Crown Field House for each tournament game. Off the court, we had a great time as a team. The upperclassmen were quick to show us the ropes around campus and downtown."*

– **Scott Green, Class of 2004**

*"Being part of the UChicago basketball team was being part of a family. We lived, studied, practiced, competed and partied together. I loved going to battle with my brothers each day and then hanging out with them each night. The camaraderie was my favorite part of my basketball experience. There is nothing that compares to being part of a close-knit team."*

– **Michael Lowney, Class of 2004**

*"From 'Casual Thursdays' to 'Insubordinate Mondays', there were always jokes. We always had fun as a team."*

– **Adam Machones, Class of 2009**



**Coach McGrath and Chicago basketball alumni at Scott Green's wedding in Sanibel Island, Fla.**



### Class of 1999 (15th-year anniversary)

- Craig Kelleher
- Matt Scott
- Andy Strommen
- Travis Wenstrom

**Cumulative record: 82-23**

#### Team Accomplishments:

- Two UAA Championships
- Reached Sweet 16 Round of NCAA Tournament twice

#### Individual Accomplishments:

- Andy Strommen: UAA Player of the Year (1998-99), All-UAA, NCAA statistical champion with a .527 three-point percentage in 1996-97, ranks No. 3 in school history in three-pointers made (185) and No. 2 in three-point percentage (.455).
- Craig Kelleher: All-UAA, school's all-time leader in blocked shots in a career (136) and a season (42), ranks No. 3 in school history with 807 career rebounds and 115 career steals.

*"The friendships I developed while playing basketball at Chicago have lasted with me throughout my life. Some of my closest friends are former members of the team. We sought excellence in ourselves and each other and learned many valuable life lessons along the way. Striving for a goal and sharing the same values inevitably bonds people together. The bonds we formed are some of the closest I have to this day. We were able to help build something and I remain proud to have been a part of that."*

– **Craig Kelleher**

### Class of 2004 (10th-year anniversary)

- Scott Fisher
- Scott Green
- Michael Lowney

**Cumulative record: 66-37**

#### Team Accomplishments:

- One UAA Championship
- Reached Elite 8 round of NCAA Tournament

#### Individual Accomplishments:

- Scott Fisher: All-UAA

*"My favorite memory from a game was my last game. I remember enjoying every moment of that night – walk through, warm-up, the locker room, the after party, everything – because I knew it would be the last time I would ever have those experiences."*

– **Michael Lowney**

**Connor Scott (LEFT), son of Matt Scott ('99). Connor is wearing his father's old uniform in the men's basketball locker room during summer camp at University of Chicago.**



# Alumni Reflections: 5, 10, and 15 Years Later

## ALUMNI REFLECTIONS CONTINUED

### Campus & City

"The University of Chicago offers the opportunity to significantly expand your perspective of the world. You will interact with people from all over the world while learning from professors who are the best and most respected in their fields. The campus is right on the doorstep of one of the greatest cities on earth. The social and entertainment opportunities provided on campus and in the city around it are limitless. This combination that the U of C provides is simply unmatched. The years I spent at UChicago were some of the best of my life." – **Craig Kelleher, Class of 1999**

"My favorite memories at UChicago were the times spent exploring the city with my teammates. Restaurants, bars, museums, baseball games, etc. Chicago is one of the best cities to be a college student. Every night the city was full of students from DePaul, Illinois-Chicago, Northwestern, Loyola. We had a good balance of work hard and play hard." – **Scott Green, Class of 2004**

"There are so many talented and amazing people associated with the University. I'm not sure I fully realized this fact until I left, but it was an incredible experience to work with these people in and out of the classroom. I'm always amazed at what my teammates and other students have accomplished since leaving school. It was really energizing to be a part of that environment." – **Tom Watson, Class of 2009**



**Adam Machones ('09)**

### Class of 2009 (5th-year anniversary)

- Adam Machones - Tom Watson

### Cumulative record: 59-43

### Team Accomplishments:

- Two UAA Championships
- Two trips to the NCAA Tournament

### Individual Accomplishments:

- Adam Machones: All-UAA

"I was fortunate enough to be able to play with some really great players and coaches during my four years on the team, as evidenced by all our accomplishments. It was an incredible experience to be on two teams that won UAA Championships. The friendships on the team and the support of family and friends at the games are what I'll remember most. Oh, and that trip to Italy was pretty great too."

– Tom Watson

## MCGRATH ERA ALUMNI - CURRENT OCCUPATIONS

### Class of 1998

**Aaron Horne**

Interventional Cardiology Fellow – Johns Hopkins University  
MD, MBA – University of Chicago

**Dan Klock**  
**Jason Milesko**

CEO – Bridgetown Natural Foods  
Chief of Applied Research and Innovation – Filene Research Institute  
MBA – Northwestern University

**Jeff Boulanger**  
**Rusty Loyd**

Sr. Product Manager & Vice President – FactSet Research Systems  
Assistant Basketball Coach – Rose-Hulman Institute of Technology  
MA – United States Sports Academy

**Matt Morycz**  
**Tim O'Toole**

Equity Trader – Bay Crest Partners, LLC  
Strategic Auto Investments – Wells Fargo

### Class of 1999

**Andy Strommen**

Director – UBS Global Asset Management  
MBA – Columbia University

**Craig Kelleher**  
**Matt Scott**  
**Travis Wenstrom**

CIO and Co-Founder – Millstreet Capital Management  
Partner – Wolverine Trading  
Vice President – Goldman Sachs & Co.

### Class of 2000

**Steve Murphy**  
**Kurt Riemer**

Consultant – CGI  
Veterinarian  
DVM – University of Wisconsin  
Director, Index Trading – JP Morgan

**Eric Nelson**

### Class of 2001

**Mike Agema**  
**Mark Allen**  
**Brad Henderson**  
**Ben Hoffart**

Executive Director – NASDAQ OMX eSpeed  
Trading Assistant – Chopper Trading  
Principal – Boston Consulting Group  
Attorney – Sidley Austin  
JD – Northwestern University  
Teach For America  
MBA – University of Chicago  
Trader – TK Trading

**Matt Loucks**

**Jim Waichulis**

### Class of 2002

**Jon Poyer**

Sales & Distribution Manager – NorthStar Financial Services Group  
MBA – Brigham Young University  
Chief of Staff – Cook County Commissioner  
MA – Northwestern University  
Basketball Coach – East Side Basketball Club

**Justin Slaughter**

**Tyler Smithson**

### Class of 2003

**Derek Reich**

Field Project Manager – Pangea Equity Partners  
JD – John Marshall Law School

### Class of 2004

**Scott Fisher**

Psychiatrist  
MD – Northwestern University

**Scott Green**

Vice President, Investment Banking – KeyBanc Capital Markets  
MBA – Emory University

**Michael Lowney**

Family Medicine Physician – Lowney Medical Associates  
MD – Philadelphia College of Osteopathic Medicine

### Class of 2005

**Brian Cuttica**  
**Mike Dolezal**  
**Justin Waldie**

Marketing Analyst – Point Drive  
Option Trader – HTG Capital  
Attorney – Virtu Financial  
JD – Columbia

### Class of 2006

**Clay Carmody**

Medical Resident – University of Miami  
MD – University of Illinois

**Jason Hicks**  
**Uche Okonkwo**

Sales & Trading – Dash Financial  
Business Development Director – Reppio  
MA – AGS Paris  
Independent Digital Strategy Consultant  
MBA – Vanderbilt University

**Jon Todd**

### Class of 2007

**Drew Adams**

Assistant Basketball Coach – Creighton University  
MA – Concordia University Irvine

**Derek Brannon**

Index Option Trader – Morgan Stanley  
MBA – University of Chicago  
PhD Candidate, University of Kansas – Sports Management  
MA – University of Iowa

**Jesse Meyer**

**Jason Vismatas**

Associate – Iaffaldano, Shaw, and Young  
JD – University of California, Los Angeles (UCLA)  
Financial Advisor – UBS Global Asset Management

**Brandon Woodhead**

### Class of 2008

**Kirk Ellsworth**

Attorney – Shinnors and Ellsworth  
JD – Michigan State University  
Law Student – University of Minnesota  
Financial Analyst – Red Hat, Inc.  
Teacher – Albuquerque Public Schools

**Nate Hainje**  
**Tim Reynolds**  
**Zach Sheline**

### Class of 2009

**Adam Machones**  
**Tom Watson**

Director of Quantitative Trading – TransMarket Group LLC  
Real Estate Development Project Manager – Heartland Housing, Inc.  
MA – University of Illinois

### Class of 2010

**John Bonelli**  
**John Kinsella**  
**Marek Kowalewski**  
**Jake Pancratz**

Futures Associate/Municipal Bonds – Franklin Templeton Investments  
Analyst – Stout, Risius, Ross  
Associate – Kaufman Hall  
Investment Banking – JP Morgan

### Class of 2011

**Paul Riskus**

Teacher and Department Chair – Urban Prep

### Class of 2012

**Chase Davis**  
**Matt Johnson**  
**Stephen Palmtag**  
**Tommy Sotos**  
**Steve Stefanou**  
**Michael Sustarsic**  
**Tom Williams**

Law Student – University of Alabama  
Teach for America  
Analyst – Goldman Sachs Group, Inc.  
Market Manager – Garnacha Wines  
Commercial Associate – Fifth Third Bank  
Research Analyst – Caldera Investment Group  
Credit Analyst – Huntington Bank

### Class of 2013

**Matt MacKenzie**

Research Associate – Ariel Capital Management



# 2012-13 Review

## STATISTICS

Player	GP-GS	FG-FGA	Pct.	3FG-A	Pct.	FT-FTA	Pct.	Reb.	RPG	Ast	TO	Blk	Stl	Pts	PPG
Pyper	22-20	82-223	.368	48-132	.364	31-38	.816	90	4.1	20	31	13	9	243	11.0
Hughes	25-23	91-194	.469	15-58	.328	35-50	.700	129	5.2	31	23	5	14	236	9.4
Gage	24-24	85-204	.417	12-36	.333	24-34	.706	102	4.3	14	20	7	10	206	8.6
Muskeyvalley	25-23	80-187	.428	17-45	.378	33-45	.733	44	1.8	85	58	6	18	210	8.4
Smith	23-5	61-151	.404	20-49	.408	40-59	.678	63	2.7	15	33	4	14	182	7.9
Simon	24-1	59-145	.407	11-40	.275	31-48	.646	60	2.5	39	29	9	27	160	6.7
Brooks	20-0	31-58	.534	0-0	.000	16-52	.308	84	4.2	13	19	9	12	78	3.9
MacKenzie	25-24	31-85	.365	0-0	.000	28-40	.700	113	4.5	11	17	3	7	90	3.6
Steinberg	17-0	19-40	.475	13-30	.433	1-2	.500	19	1.1	5	5	2	4	52	3.1
Davis	5-0	5-12	.417	1-2	.500	4-7	.571	6	1.2	3	1	0	1	15	3.0
Joyce	22-0	29-63	.460	0-0	.000	8-15	.533	59	2.7	7	7	11	7	66	3.0
Voss	15-0	11-46	.239	4-13	.308	17-27	.630	25	1.7	4	2	1	6	43	2.9
Robinson	13-0	5-11	.455	0-0	.000	2-2	1.00	12	0.9	3	3	3	1	14	1.1
Chicago	25	599-1447	.414	149-424	.351	274-425	.645	896	35.8	255	258	73	136	1621	64.8
Opponents	25	608-1357	.448	168-441	.381	265-381	.696	836	33.4	320	282	75	118	1649	66.0

## RESULTS

Overall: 11-14 • UAA: 5-9 • Home: 8-5 • Road: 2-8 • Neutral: 1-1

Date	Opponent	W/L	Score	High Points	High Rebounds
Nov. 15	MARANATHA BAPTIST	W	81-52	(15) Smith	(8) Gage
Nov. 17	SOUTHWESTERN (TEXAS)	W	74-71	(21) Smith	(8) Hughes
Nov. 18	TRINITY (TEXAS)	W	64-49	(17) Smith	(9) MacKenzie
Nov. 24	AUGUSTANA	L	52-70	(12) Muskeyvalley, Gage	(5) Simon
Nov. 28	WHEATON	L	52-64	(11) Gage	(6) Hughes, MacKenzie
Dec. 1	at Kalamazoo	W	76-73	(32) Pyper	(8) MacKenzie
Dec. 8	at Lake Forest	L	56-60 (OT)	(12) Pyper	(8) Mackenzie
Dec. 15	at Illinois Wesleyan	L	63-82	(15) Pyper	(9) Brooks
Dec. 17	DOMINICAN	W	83-64	(16) Gage	(6) Pyper
Dec. 28	at Albion	W	66-49	(17) Pyper	(10) Gage
Dec. 29	at Alma	L	74-76	(18) Gage	(10) Brooks
Jan. 5	WASHINGTON-ST. LOUIS*	W	68-60	(14) Muskeyvalley	(8) Gage
Jan. 11	at Rochester*	L	47-64	(15) Smith	(7) Pyper
Jan. 13	at Emory*	L	48-79	(12) Pyper	(6) Hughes
Jan. 18	BRANDEIS*	L	55-59	(11) Smith	(10) Gage
Jan. 20	NYU*	W	77-58	(18) Gage	(10) Pyper
Jan. 25	at Case Western Reserve*	L	61-64	(13) Pyper	(6) Pyper
Jan. 27	at Carnegie Mellon*	L	74-75 (OT)	(18) Hughes	(5) Pyper, Hughes
Feb. 1	CASE WESTERN RESERVE*	W	81-73	(17) Pyper	(6) MacKenzie, Joyce
Feb. 3	CARNEGIE MELLON*	W	79-59	(17) Hughes	(6) Hughes
Feb. 8	ROCHESTER*	L	57-68	(18) Muskeyvalley	(7) Hughes
Feb. 10	EMORY*	L	59-82	(11) Hughes	(7) Hughes
Feb. 15	at Brandeis*	L	56-75	(10) Muskeyvalley	(4) Muskeyvalley
Feb. 17	at NYU*	W	64-51	(12) Steinberg, Hughes	(6) Gage
Feb. 23	at Washington-St. Louis*	L	54-72	(10) Hughes	(8) Hughes

\* UAA game

Home game in CAPS

# 2012-13 Review

## UAA STANDINGS

Team	UAA			Overall		
	W	L	Pct.	W	L	Pct.
Rochester	10	4	.714	22	5	.815
Washington-St. Louis	10	4	.714	21	6	.778
Emory	10	4	.714	20	7	.741
Brandeis	8	6	.571	17	8	.680
NYU	5	9	.357	15	11	.577
Case Western Reserve	5	9	.357	12	13	.480
<b>Chicago</b>	<b>5</b>	<b>9</b>	<b>.357</b>	<b>11</b>	<b>14</b>	<b>.440</b>
Carnegie Mellon	3	11	.214	6	19	.240

## ALL-UAA TEAM

### First Team

Name	School	Ht	Pos	Yr
Alan Aboona	Washington-St. Louis	6-1	G	Jr.
Jake Davis	Emory	6-5	F	Jr.
John DiBartolomeo	Rochester	6-0	G	Sr.
Alex Greven	Emory	6-3	G	Sr.
Chris Klimek	Washington-St. Louis	6-5	F	Jr.
Gabriel Moton	Brandeis	6-2	G	Jr.
Carl Yaffe	NYU	6-8	F	Sr.

### Second Team

Name	School	Ht	Pos	Yr
Austin Fowler	Case Western Reserve	6-6	F	Sr.
Michael Friedberg	Emory	6-6	F	Sr.
Dane McLoughlin	Case Western Reserve	6-6	F	So.
Asad Meghani	Carnegie Mellon	6-0	G	Jr.
Matt Palucki	Washington-St. Louis	6-6	F	So.
Alex Stoyke	Brandeis	6-7	F	Jr.
Nate Vernon	Rochester	6-6	G/F	Jr.

### Honorable Mention

Brandeis: Ben Bartoldus, Youri Dascy; Carnegie Mellon: Rob Mohen; Case: Tim Chung; Emory: Michael Florin, McPherson Moore; NYU: Devin Karch, Kyle Stockmal; **Chicago: Charlie Hughes, Royce Muskeyvalley**; Rochester: Rob Reid; Washington-St. Louis: Nick Burt, Ben Hoener.

### Top Awards

**Player of the Year:** John DiBartolomeo, Rochester

**Rookie of the Year:** Jordan Smith, Chicago

**Coaching Staff of the Year:** Emory (Head Coach Jason Zimmerman)

## 2013-14 CONFERENCE SCHEDULE

Jan. 11	<b>Chicago at Washington-St. Louis</b> Rochester at Emory Brandeis at NYU Carnegie Mellon at Case Western Reserve
Jan. 17	<b>NYU at Chicago</b> Case Western Reserve at Rochester Carnegie Mellon at Emory Brandeis at Washington-St. Louis
Jan. 19	<b>Brandeis at Chicago</b> Case Western Reserve at Emory Carnegie Mellon at Rochester NYU at Washington-St. Louis
Jan. 24	<b>Chicago at Carnegie Mellon</b> Rochester at Brandeis Washington-St. Louis at Case Western Reserve Emory at NYU
Jan. 26	<b>Chicago at Case Western Reserve</b> Rochester at NYU Emory at Brandeis Washington-St. Louis at Carnegie Mellon
Jan. 31	<b>Chicago at Emory</b> Washington-St. Louis at Rochester Brandeis at Case Western Reserve NYU at Carnegie Mellon
Feb. 2	<b>Chicago at Rochester</b> Brandeis at Carnegie Mellon Washington-St. Louis at Emory NYU at Case Western Reserve
Feb. 7	<b>Emory at Chicago</b> Case Western Reserve at Brandeis Carnegie Mellon at NYU Rochester at Washington-St. Louis
Feb. 9	<b>Rochester at Chicago</b> Carnegie Mellon at Brandeis Case Western Reserve at NYU Emory at Washington-St. Louis
Feb. 14	<b>Chicago at NYU</b> Washington-St. Louis at Brandeis Emory at Carnegie Mellon Rochester at Case Western Reserve
Feb. 16	<b>Chicago at Brandeis</b> Rochester at Carnegie Mellon Emory at Case Western Reserve Washington-St. Louis at NYU
Feb. 21	<b>Carnegie Mellon at Chicago</b> Brandeis at Rochester NYU at Emory Case Western Reserve at Washington-St. Louis
Feb. 23	<b>Case Western Reserve at Chicago</b> NYU at Rochester Brandeis at Emory Carnegie Mellon at Washington-St. Louis
Mar. 1	<b>Washington-St. Louis at Chicago</b> Emory at Rochester Case Western Reserve at Carnegie Mellon
Mar. 2	NYU at Brandeis

# History & Records

## UAA RECORDS

### Individual

#### Points

49 Matt Johnson, Chicago  
(vs. Emory, 1/27/12)

#### Field Goals

16 Six players - most recent:  
Funso Lafe, Case  
(vs. Carnegie Mellon, 1/23/04)

#### Field Goals Attempted

30 Rashad Williams, Brandeis  
(vs. NYU, 1/12/02)

#### 3-Point Field Goals

10 Alan Aboona, Washington  
(vs. Emory, 1/11/13)

#### 3-Point Field Goals Attempted

17 Matt Johnson, Chicago  
(vs. NYU, 2/20/11)

#### Free Throws

19 Charlie Borsheim, Washington  
(vs. Emory, 2/14/93)

#### Free Throws Attempted

21 Charlie Borsheim, Washington  
(vs. Emory, 2/14/93);  
Rob Novosel, Case  
(vs. Brandeis, 11/28/92)

#### Offensive Rebounds

11 Uche Ndubizu, Rochester  
(vs. Carnegie Mellon, 12/1/07);  
Tim Garrett, Emory  
(vs. Washington, 1/6/89),  
(vs. Case, 11/21/87)

#### Defensive Rebounds

17 Carson Oren  
(vs. Emory, 2/25/06)

#### Total Rebounds

24 Greg Belinfanti, NYU  
(vs. Washington, 2/19/95)

#### Assists

17 Rusty Loyd, Chicago  
(vs. Brandeis, 1/19/97)

#### Blocked Shots

11 David Schaaf, Emory  
(vs. Brandeis, 2/9/01)

#### Steals

10 Matt Maguire, Emory  
(vs. Carnegie Mellon, 3/1/98)

### Team

#### Points

132 Washington  
(vs. Emory, 2/14/93)

#### Field Goals

47 NYU  
(vs. Brandeis, 1/22/93)

#### Field Goals Attempted

95 Emory  
(vs. Rochester, 2/17/91)

#### Field Goal Percentage

.682 Washington  
(vs. Rochester, 1/2/91)

#### 3-Point Field Goals

17 Chicago  
(vs. Brandeis, 2/6/09),  
(vs. Rochester, 1/21/07)

#### 3-Point Field Goals Attempted

39 Emory  
(vs. Case, 2/25/06; vs. WashU, 1/29/12)

#### 3-Point Field Goal Percentage

.867 Brandeis  
(vs. Washington, 2/23/97)

#### Free Throws

46 Washington  
(vs. Emory, 2/12/06)

#### Free Throws Attempted

59 Washington  
(vs. Emory, 2/12/06)

#### Free Throw Percentage (Min. 20 Att.)

.962 NYU  
(vs. Washington, 2/2/01),  
Emory  
(vs. Chicago, 1/4/91)

#### Rebounds

64 Emory  
(vs. Carnegie Mellon, 2/15/02)

#### Assists

31 Rochester  
(vs. Case, 12/7/88)

#### Blocked Shots

15 Brandeis  
(vs. Emory, 2/7/92)

#### Steals

24 Emory  
(vs. Case, 1/11/03);  
Washington  
(vs. Case, 2/8/02)

### Two Teams

#### Points

243 Washington (132) 2/14/93  
vs. Emory (111)

#### Field Goals

89 NYU (47) 1/22/93  
vs. Brandeis (42)

#### Field Goals Attempted

165 NYU (90) 1/22/93  
vs. Brandeis (75)

#### 3-Point Field Goals

27 Brandeis (14) 2/1/04  
vs. Emory (13)

#### 3-Point Field Goals Attempted

59 Carnegie Mellon (27) 1/27/02  
vs. Washington (32)

#### Free Throws

71 Emory (25) 2/12/06  
vs. Washington (46)

#### Free Throws Attempted

94 Carnegie Mellon (36-52) 1/27/08  
vs. Emory (32-42)

#### Rebounds

110 NYU (47) 1/26/90  
vs. Emory (63)

#### Assists

57 NYU (28) 1/22/93  
vs. Brandeis (29)

#### Blocked Shots

18 NYU (12) 1/23/05  
vs. Case (6)

Brandeis (15) 2/7/92  
vs. Emory (3)

#### Steals

35 Emory (24) 1/11/03  
vs. Case (11)

Case (21) 1/19/90  
vs. Chicago (14)

#### Longest Game

30 Brandeis (81) 2/4/07  
at Washington (75)

Records on this page include statistics from UAA games only.



# History & Records

## YEAR BY YEAR RECORDS

### No Conference Affiliation (1903-05)

Year	W-L	Pct.	Coach
1903-04	7-0	1.000	Wilfred Childs
1904-05	9-3	.750	Wilfred Childs

### Big Ten Conference (1905-46)

Year	Overall		Big Ten			Coach
	W-L	Pct.	W-L	Pct.	Place	
1905-06	5-5	.500	3-5	.375	4th	Wilfred Childs
1906-07	21-2	.913	6-2	.750	1st	Joseph Raycroft
1907-08	23-2	.920	7-1	.875	1st	Joseph Raycroft
1908-09	12-0	1.000	12-0	1.000	1st	Joseph Raycroft
1909-10	10-3	.769	9-3	.750	1st	Joseph Raycroft
1910-11	13-5	.722	7-5	.583	3rd	John Schommer
1911-12	12-6	.667	7-5	.583	3rd	Pat Page
1912-13	20-6	.769	8-4	.667	3rd	Pat Page
1913-14	19-9	.679	8-4	.667	3rd	Pat Page
1914-15	20-5	.800	9-3	.750	2nd	Pat Page
1915-16	15-11	.577	4-8	.333	7th	Pat Page
1916-17	13-15	.464	4-8	.333	6th	Pat Page
1917-18	14-10	.583	6-6	.500	4th	Pat Page
1918-19	21-6	.778	10-2	.833	2nd	Pat Page
1919-20	27-8	.771	10-2	.833	1st	Pat Page
1920-21	14-6	.700	6-6	.500	8th	Amos Alonzo Stagg
1921-22	15-15	.500	5-7	.417	6th	Nelson Norgren
1922-23	6-9	.400	6-6	.500	6th	Nelson Norgren
1923-24	10-7	.588	8-4	.667	1st	Nelson Norgren
1924-25	3-14	.176	1-11	.083	10th	Nelson Norgren
1925-26	5-11	.313	4-8	.333	8th	Nelson Norgren
1926-27	6-11	.353	3-9	.250	8th	Nelson Norgren
1927-28	8-9	.471	5-7	.417	6th	Nelson Norgren
1928-29	5-11	.313	2-10	.167	9th	Nelson Norgren
1929-30	5-12	.294	2-10	.167	8th	Nelson Norgren
1930-31	8-9	.471	4-8	.333	7th	Nelson Norgren
1931-32	2-15	.118	1-11	.083	10th	Nelson Norgren
1932-33	2-16	.111	1-11	.083	9th	Nelson Norgren
1933-34	5-15	.250	2-10	.167	10th	Nelson Norgren
1934-35	2-18	.100	1-11	.083	10th	Nelson Norgren
1935-36	6-14	.300	0-12	.000	10th	Nelson Norgren
1936-37	4-16	.200	0-12	.000	10th	Nelson Norgren
1937-38	6-12	.333	2-10	.167	10th	Nelson Norgren
1938-39	9-11	.450	4-8	.333	7th	Nelson Norgren
1939-40	5-14	.263	1-11	.083	10th	Nelson Norgren
1940-41	6-14	.300	0-12	.000	10th	Nelson Norgren
1941-42	2-19	.095	0-15	.000	10th	Nelson Norgren
1942-43	0-21	.000	0-9	.000	10th	J. Kyle Anderson
1943-44	1-19	.050	0-8	.000	10th	J. Kyle Anderson
1944-45	7-8	.467	-	-	-	Nelson Norgren
1945-46	6-14	.300	0-12	.000	10th	Nelson Norgren

### NO CONFERENCE AFFILIATION (1946-76)

Year	W-L	Pct.	Coach
1946-47	4-13	.235	Nelson Norgren
1947-48	2-16	.111	Nelson Norgren
1948-49	10-8	.556	Nelson Norgren
1949-50	10-8	.556	Nelson Norgren
1950-51	0-18	.000	Nelson Norgren
1951-52	0-15	.000	Nelson Norgren
1952-53	1-16	.058	Nelson Norgren
1953-54	6-9	.400	Nelson Norgren
1954-55	6-13	.316	Nelson Norgren
1955-56	7-9	.438	Nelson Norgren

1956-57	6-11	.353	Nelson Norgren
1957-58	11-7	.611	Joseph Stampf
1958-59	13-6	.684	Joseph Stampf
1959-60	18-4	.818	Joseph Stampf
1960-61	19-4	.826	Joseph Stampf
1961-62	13-7	.650	Joseph Stampf
1962-63	14-5	.737	Joseph Stampf
1963-64	5-11	.313	Joseph Stampf
1964-65	7-8	.467	Joseph Stampf
1965-66	12-4	.750	Joseph Stampf
1966-67	9-8	.529	Joseph Stampf
1967-68	14-5	.737	Joseph Stampf
1968-69	7-10	.412	Joseph Stampf
1969-70	3-13	.188	Joseph Stampf
1970-71	7-8	.467	Joseph Stampf
1971-72	16-4	.800	Joseph Stampf
1972-73	15-4	.789	Joseph Stampf
1973-74	16-4	.800	Joseph Stampf
1974-75	9-6	.600	Joseph Stampf
1975-76	14-4	.778	John Angelus

### Midwest Conference (1976-87)

Year	Overall		MWC			Coach
	W-L	Pct.	W-L	Pct.	Place	
1976-77	11-9	.550	3-5	.375	4th	John Angelus
1977-78	7-12	.368	3-5	.375	4th	John Angelus
1978-79	8-10	.444	4-6	.400	4th	John Angelus
1979-80	5-13	.278	1-11	.083	5th	John Angelus
1980-81	10-9	.526	5-7	.417	3rd	John Angelus
1981-82	10-10	.500	3-10	.231	4th	John Angelus
1982-83	10-9	.526	5-8	.385	3rd	John Angelus
1983-84	11-9	.550	8-6	.571	3rd	John Angelus
1984-85	13-9	.591	9-5	.643	2nd	John Angelus
1985-86	8-13	.381	4-10	.286	5th	John Angelus
1986-87	13-8	.619	8-6	.571	3rd	John Angelus

### University Athletic Association (1987-present)

Year	Overall		UAA			Coach
	W-L	Pct.	W-L	Pct.	Place	
1987-88	6-15	.286	1-8	.111	8th	John Angelus
1988-89	7-15	.318	5-8	.385	5th	John Angelus
1989-90	6-15	.286	3-11	.214	8th	John Angelus
1990-91	7-17	.292	3-11	.214	9th	John Angelus
1991-92	7-18	.280	3-11	.214	6th	Pat Cunningham
1992-93	11-14	.440	5-9	.357	5th	Pat Cunningham
1993-94	3-22	.120	2-12	.143	6th	Pat Cunningham
1994-95	11-14	.440	5-9	.357	6th	Pat Cunningham
1995-96	18-7	.720	11-3	.786	2nd	Pat Cunningham
1996-97	23-5	.821	13-1	.929	1st	Pat Cunningham
1997-98	24-3	.889	14-0	1.000	1st	Pat Cunningham
1998-99	17-8	.680	9-5	.643	2nd	Pat Cunningham
1999-00	23-4	.852	15-0	1.000	1st	Mike McGrath
2000-01	24-4	.857	14-1	.933	1st	Mike McGrath
2001-02	15-10	.600	10-4	.786	3rd	Mike McGrath
2002-03	15-10	.600	11-3	.786	3rd	Mike McGrath
2003-04	12-13	.480	8-6	.571	3rd	Mike McGrath
2004-05	10-15	.400	6-8	.429	5th	Mike McGrath
2005-06	15-10	.600	8-6	.571	3rd	Mike McGrath
2006-07	20-6	.769	11-3	.786	1st	Mike McGrath
2007-08	18-8	.692	11-3	.786	1st	Mike McGrath
2008-09	6-19	.240	6-8	.429	5th	Mike McGrath
2009-10	13-12	.520	7-7	.500	3rd	Mike McGrath
2010-11	10-15	.400	7-7	.500	3rd	Mike McGrath
2011-12	14-11	.560	7-7	.500	5th	Mike McGrath
2012-13	11-14	.440	5-9	.357	5th	Mike McGrath

## ALL-TIME COACHING RECORDS

### by Victories

Coach	Years	W-L	Pct.
Joseph Stampf	1957-75	208-118	.638
Mike McGrath	1999—	206-151	.577
Nelson Norgren	1921-42, 44-57	185-430	.301
Pat Page	1911-20	161-76	.679
John Angelus	1975-91	146-177	.452
Pat Cunningham	1991-99	114-91	.556
Joseph Raycroft	1906-10	66-7	.904
Wilfred Childs	1903-06	21-8	.724
Amos Alonzo Stagg	1920-21	14-6	.700
John Schommer	1910-11	13-5	.722
J. Kyle Anderson	1942-44	1-40	.024

### by Winning Percentage

Coach	Years	W-L	Pct.
Joseph Raycroft	1906-10	66-7	.904
Wilfred Childs	1903-06	21-8	.724
John Schommer	1910-11	13-5	.722
Amos Alonzo Stagg	1920-21	14-6	.700
Pat Page	1911-20	161-76	.679
Joseph Stampf	1957-75	208-118	.638
Mike McGrath	1999—	206-151	.557
Pat Cunningham	1991-99	114-91	.556
John Angelus	1975-91	146-177	.452
Nelson Norgren	1921-42, 44-57	185-430	.301
J. Kyle Anderson	1942-44	1-40	.024

# History & Records

## INDIVIDUAL & TEAM RECORDS

### Individual

#### Most Points

•Career:	2,254	Derek Reich ('99-03)
•Season:	636	Derek Reich ('02-03)
•Game:	49	Matt Johnson (v. Emory, 2011-12)

#### Most Rebounds

•Career:	934	Derek Reich ('99-03)
•Season:	293	Gene Ericksen ('62-63)
•Game:	23	Gene Ericksen (v. Carleton, '61-62); (v. Wis.-Oshkosh, '62-63)

#### Most Field Goals Made

•Career:	792	Derek Reich ('99-03)
•Season:	221	Derek Reich ('02-03)
•Game:	19	Bill Lester (v. Aurora, '56-57)

#### Most Field Goals Attempted

•Career:	1,485	Derek Reich ('99-03)
•Season:	421	Ali Lejlic ('93-94)

#### Highest Field Goal Percentage

•Career:	.533	Derek Reich ('99-03)
•Season:	.650	Martin Campbell ('65-66)

#### Most 3-Point Field Goals Made

•Career:	205	Jesse Meyer ('03-07)
•Season:	71	Jesse Meyer ('06-07)
•Game:	8	J. Meyer ('04-05) Clint Patterson ('94-95) Matt Johnson (three times, '11-12)

#### Most 3-Point Field Goals Attempted

•Career:	496	Jesse Meyer ('03-07)
•Season:	193	Clint Patterson ('93-94)

#### Highest 3-Point FG Percentage

•Career:	.469	Tyler Smithson ('98-02)
•Season:	.559	Tyler Smithson ('00-01)

#### Most Free Throws Made

•Career:	519	Derek Reich ('99-03)
•Season:	156	Derek Reich ('02-03)
•Game:	16	Derek Reich (v. Wis.-Eau Claire, '00-01)

#### Most Free Throws Attempted

•Career:	679	Derek Reich ('99-03)
•Season:	227	Derek Reich ('02-03)
•Game:	21	Fred Dietz (v. Illinois Tech, '68-69)

#### Highest Free Throw Percentage

•Career:	.854	Matt Johnson ('08-12)
•Season:	.891	Larry Liss ('61-62) Matt Johnson ('11-12)

#### Most Assists

•Career:	484	Rusty Loyd ('94-98)
•Season:	168	Rusty Loyd ('96-97)
•Game:	17	Rusty Loyd (v. Brandeis, '96-97)

#### Most Steals

•Career:	170	Rusty Loyd ('94-98)
•Season:	64	Rusty Loyd ('95-96)
•Game:	7	James Holcomb (v. Wheaton, '90-91); Matt Loucks (v. Oberlin, '94-95)

#### Most Blocked Shots

•Career:	136	Craig Kelleher ('95-99)
•Season:	42	Craig Kelleher ('97-98)
•Game:	7	Craig Kelleher (v. Carnegie Mellon, '97-98)

### Team

#### Most Points

•Season:	2,048	(2000-01)
•Game:	137	(v. Grinnell, '95-96)

#### Most Rebounds

•Season:	982	(1995-96)
•Game:	60	(v. Ill. College, '94-95)

#### Most Field Goals Made

•Season:	752	(1996-97)
•Game:	53	(v. National, '72-73)

#### Most Field Goals Attempted

•Season:	1,638	(1994-95)
•Game:	90	(v. Grinnell, '95-96)

#### Highest Field Goal Pct.

•Season:	.486	(1972-73)
•Game:	.723	(v. Grinnell, '94-95)

#### Most 3-Point Field Goals Made

•Season:	285	(2006-07)
•Game:	17	(v. Brandeis, '08-09), (v. Rochester, '06-07), (v. Kalamazoo, '06-07)

#### Most 3-Point Field Goals Attempted

•Season:	721	(2006-07)
•Game:	37	(v. Coast Guard, '06-07)

#### Highest 3-Point FG Pct. (min. 5 made)

•Season:	.436	(1996-97)
•Game:	.833	(v. Emory, '88-89)

#### Most Free Throws Made

•Season:	462	(1999-00)
•Game:	40	(v. Principia, '71-72), (v. Valparaiso, '60-61)

#### Most Free Throws Attempted

•Season:	603	(2000-01)
•Game:	63	(v. Valparaiso, '60-61)

#### Highest Free Throw Pct. (10 made)

•Season:	.783	(1999-2000)
•Game:	.958	(v. Case, '11-12)

#### Most Assists

•Season:	437	(1996-97)
•Game:	31	(v. Grinnell, '95-96), (v. Grinnell, '94-95)

#### Most Steals

•Season:	237	(1994-95)
•Game:	16	(v. Brandeis, '97-98), (v. Oberlin, '94-95)

#### Most Blocked Shots

•Season:	80	(1999-00)
•Game:	9	(v. Augustana, '12-13), (v. Kalamazoo, '05-06), (v. Emory, '04-05), (v. Thiel, '02-03), (v. Emory, '01-02)



From 1994-98, Aaron Horne (left) and Rusty Loyd (right) helped lead a resurgence of Chicago men's basketball. The Maroons posted a 76-29 record from 1994-98 with a pair of UAA championships and two trips to the NCAA Division III Sweet Sixteen. Both players were inducted into the UChicago Athletics Hall of Fame in 2009.

Year-by-year statistics are incomplete prior to the 1957-58 season. The records listed in this program reflect the years 1958-present.

# History & Records

## CAREER & SEASON STATISTICAL LEADERS

### Points

<u>Career</u>		
2,254	Derek Reich	1999-03
1,406	Jerry Clark	1970-74
1,334	Aaron Horne	1994-98
1,324	Keith Libert	1981-85
1,303	Frank Edwards	1970-74
1,293	Bill Lester	1954-57
1,283	Matt Krapf	1988-92
1,272	Ali Lejlic	1990-94
1,220	Jay Alley	1975-79
1,127	Matt Johnson	2008-12

<u>Season</u>		
636	Derek Reich	2002-03
566	Derek Reich	2001-02
565	Derek Reich	2000-01
506	Matt Johnson	2011-12
487	Derek Reich	1999-00
479	Ali Lejlic	1993-94
461	Matt Corning	2007-08
442	Matt Johnson	2010-11
435	Alexi Giannoulis	1994-95
435	Bill Lester	1956-57

### Scoring Average

<u>Career</u>		
21.5	Derek Reich	1999-03
19.3	Bill Lester	1954-57
19.3	Jerry Clark	1970-74
18.1	Frank Edwards	1970-74
17.0	Keith Libert	1981-85
16.3	Jay Alley	1975-79
14.1	Martin Campbell	1964-68
14.1	Gary Pearson	1956-60
14.0	Aaron Horne	1994-98
13.9	Matt Krapf	1988-92

<u>Season</u>		
25.5	Bill Lester	1956-57
25.4	Derek Reich	2002-03
22.6	Derek Reich	2001-02
22.6	Jerry Clark	1972-73
20.7	Jerry Clark	1973-74
20.7	Frank Edwards	1972-73
20.2	Derek Reich	2000-01
20.2	Matt Johnson	2011-12
19.9	Jay Alley	1976-77
19.2	Frank Edwards	1973-74
19.2	Ali Lejlic	1993-94

### Rebounds

<u>Career</u>		
934	Derek Reich	1999-03
840	Gene Ericksen	1959-63
807	Craig Kelleher	1995-99
696	Gary Pearson	1957-60
646	Frank Edwards	1970-74
637	Keith Libert	1981-85
588	Nate Hainje	2004-08
547	Martin Campbell	1964-68
536	Eric Chilenskaskas	1987-91
524	Dave Witt	1983-87

<u>Season</u>		
293	Gene Ericksen	1962-63
261	Gene Ericksen	1960-61
260	Gene Ericksen	1961-62
255	Derek Reich	2001-02
250	Gary Pearson	1959-60
248	Gary Pearson	1958-59
241	Derek Reich	2000-01
230	Derek Reich	2002-03
221	Craig Kelleher	1996-97
217	Craig Kelleher	1995-96

### Assists

<u>Career</u>		
484	Rusty Loyd	1994-98
332	Jake Pancratz	2006-10
324	Aaron Horne	1994-98
310	Brandon Woodhead	2003-07
283	Tyler Smithson	1998-02
268	Nate Hainje	2004-08
235	Brian Cuttica	2001-05
227	Matt Johnson	2011-12
222	Jason Sears	1991-94
195	Jon Poyer	1998-02

<u>Season</u>		
168	Rusty Loyd	1996-97
155	Rusty Loyd	1997-98
134	Rusty Loyd	1995-96
115	Jake Pancratz	2007-08
113	Brandon Woodhead	2005-06
109	Jake Pancratz	2009-10
108	Tyler Smithson	2000-01
101	Jason Sears	1992-93
100	Aaron Horne	1995-96
100	Matt Benz	1992-93

### Steals


<u>Career</u>		
170	Rusty Loyd	1994-98
158	Aaron Horne	1994-98
115	Craig Kelleher	1995-99
104	Jake Pancratz	2006-10
103	James Holcomb	1987-91
97	Brandon Woodhead	2004-07
97	Jason Milesko	1994-98
89	Matt Morycz	1994-98
87	Jason Sears	1991-94
84	Eric Chilenskaskas	1987-91

<u>Season</u>		
64	Rusty Loyd	1995-96
50	Rusty Loyd	1996-97
45	Jason Sears	1992-93
44	Rusty Loyd	1997-98
42	Aaron Horne	1994-95
42	Jason Sears	1993-94
41	James Holcomb	1990-91
41	James Holcomb	1989-90
40	Aaron Horne	1995-96
39	Aaron Horne	1996-97
39	Matt Morycz	1994-95

### Blocked Shots

<u>Career</u>		
136	Craig Kelleher	1995-99
91	Mike Dolezal	2001-05
80	Eric Chilenskaskas	1987-91
64	Brad Henderson	1998-01
57	Tim Reynolds	2004-08
49	Derek Reich	1999-03
39	Steve Stefanou	2008-12
34	Mike Agema	1998-01
34	Ali Lejlic	1990-94
33	Clay Carmody	2002-06

<u>Season</u>		
42	Craig Kelleher	1997-98
37	Mike Dolezal	2002-03
36	Brad Henderson	1999-00
32	Tim Reynolds	2007-08
32	Craig Kelleher	1995-96
31	Craig Kelleher	1998-99
31	Craig Kelleher	1996-97
31	Eric Chilenskaskas	1990-91
26	Eric Chilenskaskas	1987-88
25	Lin Shannon	1988-89



**Derek Reich is the all-time leading scorer in Chicago history (2,254 points)**



**Nate Hainje is the only Maroon to rank among Chicago's top ten in rebounds and assists**



# History & Records

## CAREER & SEASON STATISTICAL LEADERS

### Field Goals Made

<u>Career</u>		
792	Derek Reich	1999-03
585	Jerry Clark	1970-74
562	Frank Edwards	1970-74
545	Ali Lejlic	1990-94
541	Keith Libert	1981-85
508	Jay Alley	1975-79
505	Aaron Horne	1994-98
483	Matt Krapf	1988-92
472	Craig Kelleher	1995-99
384	Dave Witt	1983-87

<u>Season</u>		
221	Derek Reich	2002-03
204	Derek Reich	2001-02
201	Ali Lejlic	1993-94
198	Derek Reich	2000-01
184	Jerry Clark	1973-74
177	Jerry Clark	1972-73
171	Scott Fisher	2003-04
169	Derek Reich	1999-00
168	Frank Edwards	1972-73
160	Ali Lejlic	1992-93

### Free Throws Made

<u>Career</u>		
519	Derek Reich	1999-03
280	Aaron Horne	1994-98
276	Fred Dietz	1965-69
263	Matt Johnson	2008-12
258	Joel Zemans	1959-63
251	Matt Corning	2004-09
244	Keith Libert	1981-85
244	Gary Pearson	1956-60
236	Jerry Clark	1970-74
219	Matt Krapf	1988-92
211	Nate Hainje	2004-08
211	Gene Ericksen	1959-63

<u>Season</u>		
156	Derek Reich	2002-03
137	Derek Reich	2000-01
131	Matt Johnson	2011-12
131	Fred Dietz	1968-69
125	Derek Reich	2001-02
113	Matt Corning	2007-08
105	Matt Johnson	2010-11
101	Derek Reich	1999-00
97	Aaron Horne	1995-96
94	Gary Pearson	1959-60

### 3-Pt. Field Goals Made

<u>Career</u>		
205	Jesse Meyer	2003-07
197	Jake Pancratz	2006-10
185	Andy Strommen	1995-99
171	Jason Milesko	1994-98
154	Clint Patterson	1992-95
151	Derek Reich	1999-03
148	Matt Johnson	2008-12
146	Nate Hainje	2004-08
137	Jim Waichulis	1998-01
128	Brian Cuttica	2001-05

<u>Season</u>		
71	Jesse Meyer	2006-07
68	Jesse Meyer	2005-06
68	Clint Patterson	1993-94
67	Matt Johnson	2011-12
67	Clint Patterson	1994-95
66	Andy Strommen	1998-99
61	Matt Johnson	2010-11
61	Jim Waichulis	2000-01
60	Jake Pancratz	2007-08
57	Jesse Meyer	2004-05

### Field Goal Percentage

<u>Career (min. 450 attempts)</u>		
.533	Derek Reich	1999-03
.516	Matt Corning	2004-09
.516	Ali Lejlic	1990-94
.516	Keith Libert	1981-85
.508	Frank Edwards	1970-74
.479	Jerry Clark	1970-74
.477	Nate Hainje	2004-08
.473	Rob Omiecinski	1982-86
.472	Rusty Loyd	1994-98
.456	Matt Morycz	1994-98

<u>Season (min. 5 attempts per game)</u>		
.650	Martin Campbell	1965-66
.615	Eric Chilenskas	1990-91
.582	Ali Lejlic	1992-93
.578	Mark Phelan	1989-90
.565	Martin Campbell	1964-65
.560	Carey Hines	1975-76
.558	Peter Leinroth	1979-80
.556	Eric Chilenskas	1987-88
.550	Dave Witt	1983-84
.546	Matt Corning	2007-08

### Free Throw Percentage

<u>Career (min. 150 attempts)</u>		
.854	Matt Johnson	2008-12
.817	Larry Liss	1959-63
.810	Mike Clifford	1983-87
.806	Rob Omiecinski	1982-86
.799	Dan Hayes	1974-78
.787	Tyler Smithson	1998-02
.771	Jon Poyer	1998-02
.769	Brandon Woodhead	2003-07
.767	Jay Alley	1975-79
.764	Derek Reich	1999-03

<u>Season (min. 2.5 attempts per game)</u>		
.891	Matt Johnson	2011-12
.891	Larry Liss	1961-62
.889	Brandon Woodhead	2004-05
.875	Tyler Smithson	2001-02
.863	Derek Reich	1999-00
.861	Matt Johnson	2010-11
.859	Matt MacKenzie	2010-11
.847	Doug Petersen	1965-66
.829	Mike Clifford	1986-87
.820	Larry Liss	1962-63

### 3-Pt. FG Percentage

<u>Career (min. 125 attempts)</u>		
.469	Tyler Smithson	1998-02
.455	Andy Strommen	1995-99
.440	Derek Reich	1999-03
.414	Matt Loucks	'92-95,01
.414	Matt Morycz	1994-98
.413	Jesse Meyer	2003-07
.405	Kurt Riemer	1996-00
.398	Rusty Loyd	1994-98
.397	Brad Henderon	1998-01
.395	John Kinsella	2006-10

<u>Season (min. 1.5 attempts per game)</u>		
.559	Tyler Smithson	2000-01
.527	Andy Strommen	1996-97
.511	Jon Poyer	2000-01
.510	Brandon Woodhead	2003-04
.487	Jesse Meyer	2004-05
.478	Alexi Giannoulis	1994-95
.475	Derek Reich	1999-00
.467	James Horning	1991-92
.458	Matt Loucks	1993-94
.453	Tyler Smithson	2001-02



**Matt Johnson is Chicago's all-time leader in career and season free throw percentage**



**Jake Pancratz finished his career in second place on Chicago's all-time 3-point field goals chart**

# History & Records

## RATNER CENTER RECORDS

### Individual

#### Most Points

•Chicago:	49	Matt Johnson (vs. Emory, 1/27/12)
•Visitor:	35	Andy Burns, St. John's (Minn.) (11/28/10); Bryan Lambert, Brandeis (2/22/04)

#### Most Rebounds

•Chicago:	14	Steve Stefanou (vs. NYU, 1/15/10); Scott Fisher (vs. Case, 1/16/04)
•Visitor:	16	Seth Hauben, Rochester (2/18/05)

#### Most Field Goals Made

•Chicago:	15	Matt Johnson (vs. Emory, 1/27/12)
•Visitor:	15	Bryan Lambert, Brandeis (2/22/04)

#### Most 3-Pt. Field Goals Made

•Chicago:	8	Matt Johnson (vs. Emory/Brandeis, 1/27/12 and 1/22/12)
•Visitor:	9	Andy Burns, St. John's (Minn.) (11/28/10)

#### Most Free Throws Made

•Chicago:	15	Scott Fisher (vs. Kalamazoo, 12/16/03)
	15	Matt Johnson (vs. Rochester, 1/29/12)
•Visitor:	13	Kent Raymond, Wheaton (Ill.) (12/3/08)

#### Most Assists

•Chicago:	11	Adam Machones (vs. Brandeis, 2/6/09)
•Visitor:	11	Patrick Hanley, Lake Forest (11/24/09); 11 Sean Wallis, Washington (1/10/09)

#### Most Steals

•Chicago:	6	Brandon Woodhead (vs. Brandeis, 1/28/07)
•Visitor:	6	Eliot Goren, Carnegie Mellon (2/8/04)

#### Most Blocked Shots

•Chicago:	6	Mike Dolezal (vs. Case, 1/16/04)
•Visitor:	5	Drew Cohen, Colby (11/19/05)

### Team

#### Most Points

•Chicago:	103	vs. Emory (1/27/12)
•Visitor:	102	Emory (1/27/12)
<b>Most Rebounds</b>		
•Chicago:	48	vs. Colby (11/19/05)
•Visitor:	48	Washington-St. Louis (2/25/12)

#### Most Field Goals Made

•Chicago:	37	vs. Carnegie Mellon (1/19/07)
•Visitor:	38	Emory (1/27/12)

#### Most Field Goals Attempted

•Chicago:	74	vs. Carnegie Mellon (1/27/06)
•Visitor:	74	Case (2/12/12)

#### Most 3-Pt. Field Goals Made

•Chicago:	17	vs. Brandeis (2/6/09); vs. Rochester (1/21/07)
•Visitor:	13	NYU (2/20/11); St. John's (Minn.) (11/28/10)

#### Most 3-Pt. Field Goals Attempted

•Chicago:	37	vs. Coast Guard (11/18/06)
•Visitor:	31	Emory (2/10/06)

#### Most Free Throws Made

•Chicago:	29	vs. Rochester (1/29/12)
•Visitor:	28	Rochester (1/29/12)

#### Most Free Throws Attempted

•Chicago:	40	vs. Edgewood (11/15/08)
•Visitor:	40	Southwestern (11/21/04)

#### Most Assists

•Chicago:	26	vs. Emory (1/16/05); 26 vs. Concordia Chicago (12/16/07)
•Visitor:	23	NYU (1/20/12); St. John's (Minn.) (11/28/10); Wheaton (Ill.) (12/3/08)

#### Most Steals

•Chicago:	13	vs. Maranatha Baptist (11/15/12)
•Visitor:	13	Rochester (2/7/10); Carnegie Mellon (2/8/04)

#### Most Blocked Shots

•Chicago:	9	vs. Augustana (11/24/12); vs. Kalamazoo (12/10/05); vs. Emory (1/14/05)
•Visitor:	13	Trinity (Texas) (11/23/03)

### Year by Year Records

Year	Overall			UAA		
	W	L	Pct.	W	L	Pct.
2003-04	10	2	.833	6	1	.857
2004-05	7	5	.583	5	2	.714
2005-06	9	4	.692	5	2	.714
2006-07	10	2	.833	6	1	.857
2007-08	12	2	.857	6	1	.857
2008-09	4	8	.333	4	3	.571
2009-10	11	3	.786	5	2	.714
2010-11	6	6	.500	5	2	.714
2011-12	9	5	.643	4	3	.571
2012-13	8	5	.615	4	3	.571
<b>Total</b>	<b>86</b>	<b>42</b>	<b>.672</b>	<b>50</b>	<b>20</b>	<b>.714</b>

#### vs. Opponent

	W	L
Augustana (Ill.)	0	3
Aurora	1	0
Babson	1	0
Brandeis	6	4
Carleton	1	1
Carnegie Mellon	8	2
Case Western Reserve	9	1
Coast Guard	1	0
Coe	1	1
Colby	1	0
Concordia Chicago	1	0
Cornell (Iowa)	1	0
Denison	1	1
DePauw	1	0
Dominican (Ill.)	3	0
Earlham	1	0
Edgewood	0	1
Emory	8	2
Franklin	1	0
Hanover	1	0
Illinois Tech	0	1
Illinois Wesleyan	2	3
Kalamazoo	5	0
Lake Forest	3	1
Loras	1	1
Maranatha Baptist	1	0
MSOE	1	1
NYU	8	2
Rochester	6	4
Rose-Hulman	2	0
Southwestern (Texas)	1	0
St. John's (Minn.)	0	1
St. Mary's (Minn.)	1	0
St. Norbert	0	1
Springfield	1	0
Trinity (Texas)	1	1
Washington-St. Louis	6	4
Wheaton (Ill.)	1	4
Wis.-Stevens Point	0	1

## CHICAGO RAC SCORING HIGHS

Pts.	Player	Opponent (Date)	Pts.	Player	Opponent (Date)
49	Matt Johnson	Emory (1/27/12)	25	Matt Johnson	Case (1/28/11)
44	Matt Johnson	Brandeis (1/22/12)	25	Nate Hainje	Ill. Wesleyan (12/15/07)
39	Matt Johnson	NYU (2/20/11)	25	Scott Fisher	Emory (1/18/04)
36	Matt Johnson	Rochester (1/29/12)	24	Matt Corning	Edgewood (11/15/08)
33	Scott Fisher	Kalamazoo (12/16/03)	24	Nate Hainje	Brandeis (2/24/08)
30	Nate Hainje	NYU (2/22/08)	24	Jesse Meyer	Rochester (1/21/07)
27	John Kinsella	NYU (2/8/09)	24	Clay Carmody	Kalamazoo (12/10/05)
27	Clay Carmody	NYU (2/6/05)	23	Matt Johnson	Case (2/12/12)
26	Matt Johnson	Franklin (11/19/11)	22	John Kinsella	Brandeis (2/6/09)
26	Brandon Woodhead	Coe (12/29/06)	22	Matt Corning	Case (1/18/08)
25	Matt Corning	Carnegie Mellon (2/10/08)	22	Nate Hainje	Wheaton, Ill. (11/29/06)
25	Matt Johnson	Carnegie Mellon (1/30/11)	22	Brandon Woodhead	Wheaton, Ill. (11/29/06)
25	Matt Johnson	Washington (1/8/11)	22	Scott Fisher	Case (1/16/04)

## CHICAGO RAC FIRSTS

<b>Game:</b>	Ill. Wesleyan 73, Chicago 48 (11/22/03)
<b>Win:</b>	Chicago 78, Springfield 66 (11/23/03)
<b>UAA Win:</b>	Chicago 58, Case 54 (1/16/04)
<b>O.T. Game:</b>	Chicago 83, Kalamazoo 78 (12/16/03)
<b>Point:</b>	Scott Fisher vs. Ill. Wesleyan (11/22/03)
<b>Field Goal:</b>	Scott Fisher vs. Ill. Wesleyan (11/22/03)
<b>3-Pt. FG:</b>	Brian Cuttica vs. Ill. Wesleyan (11/22/03)
<b>Free Throw:</b>	Bryan Fitzgerald vs. Ill. Wesleyan (11/22/03)
<b>Rebound:</b>	Mike Dolezal vs. Ill. Wesleyan (11/22/03)
<b>Assist:</b>	Bryan Fitzgerald vs. Ill. Wesleyan (11/22/03)
<b>Steal:</b>	Justin Waldie vs. Ill. Wesleyan (11/22/03)
<b>Block:</b>	Jon Todd vs. Ill. Wesleyan (11/22/03)

# History & Records

## SERIES RECORDS VS. ALL OPPONENTS

Opponent	W	L	First	Last	Opponent	W	L	First	Last	Opponent	W	L	First	Last
Adrian	1	0	1997-98	1997-98	Illinois College	5	3	1964-65	1994-95	Purdue-North Central	6	0	1971-72	1975-76
Albion	4	5	1950-51	2012-13	Illinois Tech	34	51	1940-41	2008-09	Queen's	0	1	1987-88	1987-88
Allegheny	1	0	1999-00	1999-00	Illinois Wesleyan	7	14	1991-92	2012-13	Rhodes	1	1	2001-02	2011-12
Alma	1	2	1963-64	2012-13	Indiana	13	21	1907-08	1945-46	Ripon	9	17	1957-58	1999-00
Armour Tech	10	4	1906-07	1939-40	Iowa	16	29	1903-04	1945-46	Robert Morris (Ill.)	1	1	1994-95	1995-96
Augustana (Ill.)	1	5	1916-17	2012-13	Iowa State	0	1	1926-27	1926-27	Rochester	24	29	1959-60	2012-13
Aurora	11	4	1953-54	2004-05	Iowa Wesleyan	0	3	1965-66	1981-82	Rockford	2	2	1967-68	1988-89
Babson	1	0	2007-08	2007-08	Johns Hopkins	8	6	1959-60	2000-01	Rollins	2	1	1975-76	1985-86
Beloit	10	25	1904-05	2001-02	Judson	2	1	1967-68	1982-83	Roosevelt	12	1	1967-68	1977-78
Benedictine (Ill.)	17	4	1955-56	2002-03	Kalamazoo	13	11	1965-66	2012-13	Rose-Hulman	3	0	1999-00	2009-10
Berry	1	0	2011-12	2011-12	Kendall	2	0	1967-68	1970-71	St. Ambrose	1	0	1978-79	1978-79
Blackburn	0	1	1969-70	1969-70	Kentucky	0	2	1932-33	1934-35	St. John's (Minn.)	0	2	2008-09	2010-11
Bradley	3	3	1930-31	1961-62	Kenyon	2	1	1947-48	2002-03	St. Joseph's (Ind.)	0	4	1949-50	1950-51
Brandeis	30	21	1962-63	2012-13	King's Point	1	0	1958-59	1958-59	St. Martin's	0	2	1976-77	1984-85
Brigham Young	0	1	1930-31	1930-31	Knox	17	27	1946-47	1984-85	St. Mary's (Md.)	1	0	1996-97	1996-97
Brown	0	1	1969-70	1969-70	Lake Forest	55	32	1904-05	2012-13	St. Mary's (Mich.)	0	1	1987-88	1987-88
Butler	2	8	1920-21	1934-35	Lawrence	25	11	1904-05	1986-87	St. Mary's (Minn.)	1	0	2004-05	2004-05
Calvin	1	0	2000-01	2000-01	Lewis and Clark	1	0	2000-01	2000-01	St. Norbert	2	9	1983-84	2009-10
Carleton	8	11	1929-30	2009-10	Lewis Institute	7	2	1904-05	1955-56	St. Olaf	1	0	1957-58	1957-58
Carnegie Mellon	36	15	1986-87	2012-13	Loras	2	2	2007-08	2011-12	St. Thomas (Fla.)	0	1	1987-88	1987-88
Carnegie Tech	0	1	1931-32	1931-32	Loyola (Ill.)	5	4	1935-36	1977-78	St. Thomas (Minn.)	1	1	1961-62	1963-64
Carroll	3	1	1935-36	1995-96	MacMurray	7	4	1960-61	1998-99	St. Xavier	0	1	1988-89	1988-89
Carthage	0	4	1978-79	2002-03	Madonna	0	1	2003-04	2003-04	Savannah College	2	0	1995-96	1996-97
Case Western Reserve	31	9	1987-88	2012-13	Maranatha Baptist	4	0	1975-76	2012-13	Seattle Pacific	0	1	1976-77	1976-77
Central	0	1	1965-66	1965-66	Marian (Ind.)	1	0	1997-98	1997-98	Siena Heights	1	0	1979-80	1979-80
Chicago Teachers	10	10	1939-40	1960-61	Marian (Wis.)	1	1	1981-82	1982-83	Simpson	1	0	1960-61	1960-61
Clark	0	1	1973-74	1973-74	Marquette	4	15	1930-31	1942-43	South Florida	0	1	1973-74	1973-74
Coast Guard	1	0	2006-07	2006-07	Mercer	1	0	1924-25	1924-25	Southern Illinois	1	2	1933-34	1946-47
Coe	9	19	1946-47	2011-12	Methodist	0	1	1996-97	1996-97	Southwestern (Texas)	1	2	2002-03	2012-13
Colby	1	0	2005-06	2005-06	Michigan	10	23	1917-18	1945-46	Springfield	1	0	2003-04	2003-04
Colgate	0	1	1921-22	1921-22	Michigan-Dearborn	1	0	1978-79	1978-79	Stetson	0	1	1978-79	1978-79
Colorado College	11	5	1961-62	2000-01	Michigan State	1	0	1926-27	1926-27	Thiel	1	0	2002-03	2002-03
Columbia	1	0	1907-08	1907-08	Minnesota	27	34	1903-04	1945-46	Toledo	1	0	1919-20	1919-20
Concordia (Mich.)	3	1	1979-80	1987-88	Missouri	0	1	1969-70	1969-70	Transylvania	1	0	2007-08	2007-08
Concordia (Wis.)	0	1	2003-04	2003-04	MIT	2	1	1961-62	1986-87	Trinity (Texas)	2	2	2002-03	2012-13
Concordia Chicago	10	9	1951-52	2007-08	Monmouth (Ill.)	3	5	1927-28	1986-87	Trinity Christian	7	1	1976-77	1988-89
Cornell (Iowa)	4	6	1930-31	2006-07	Moody Bible	1	0	1995-96	1995-96	Trinity International	8	3	1969-70	1992-93
Cornerstone	3	0	1982-83	1984-85	Mount Mercy	0	1	1980-81	1980-81	Tufts	1	0	1961-62	1961-62
Curry	0	1	1950-51	1950-51	Mount Senario	2	0	1974-75	1992-93	Tulane	0	4	1965-66	1968-69
DePaul	2	7	1935-36	1943-44	Mount Union	0	1	1993-94	1993-94	Union	2	0	1959-60	1960-61
DePauw	5	10	1921-22	2007-08	MSOE	2	2	2006-07	2009-10	Upper Iowa	1	0	1981-82	1981-82
Defiance	1	0	1996-97	1996-97	National Education	6	0	1971-72	1973-74	Utah	0	1	1939-40	1939-40
Denison	7	6	1959-60	2010-11	Navy	0	1	1924-25	1924-25	Valparaiso	1	1	1960-61	1961-62
Detroit Mercy	0	2	1960-61	1961-62	Nazareth	1	1	1980-81	1989-90	Vanderbilt	0	1	1922-23	1922-23
Detroit Tech	3	0	1964-64	1966-67	Niles	14	1	1970-71	1979-80	Wabash	5	4	1956-57	1999-00
Dominican (Ill.)	7	1	1980-81	2012-13	North Central	6	11	1933-34	1996-97	Washington-St. Louis	18	43	1907-08	2012-13
Drake	0	1	1962-63	1962-63	North Park	4	2	1960-61	1998-99	Wayne State (Mich.)	4	3	1958-59	1964-65
Drexel	0	1	1977-78	1977-78	Northeastern Illinois	1	2	1967-68	1988-89	Webster	1	0	1994-95	1994-95
Dubuque	3	0	1959-60	1961-62	Northern Iowa	0	1	1984-85	1984-85	Western Illinois	1	1	1931-32	1945-46
Duke	0	1	1977-78	1977-78	Northern Michigan	0	1	1958-59	1958-59	Western Michigan	0	3	1940-41	1942-43
Earlham	2	0	1999-00	2009-10	Northwestern (Ill.)	29	28	1903-04	1993-94	Western Reserve	1	1	1964-65	1965-66
Eckerd	0	2	1983-84	1985-86	Northwestern (Wis.)	9	0	1971-72	1977-78	Westminster (Pa.)	0	1	1977-78	1977-78
Edgewood	2	2	1987-88	2009-10	Notre Dame	0	4	1932-33	1936-37	Wheaton (Ill.)	13	18	1933-34	2012-13
Elmhurst	3	11	1952-53	1992-93	Nova Southeastern	0	1	1987-88	1987-88	William Paterson	1	0	1993-94	1993-94
Emory	34	19	1986-87	2012-13	NYU	26	27	1986-87	2012-13	William Penn	1	0	1995-96	1995-96
Eureka	0	1	1979-80	1979-80	Oakland	0	1	1968-69	1968-69	Winona State	2	0	1910-11	1911-12
Florida Tech	0	1	1971-72	1971-72	Oberlin	6	5	1905-06	1995-96	Wisconsin	21	44	1903-04	1945-46
Franklin	1	0	2011-12	2011-12	Ohio State	15	26	1912-13	1945-46	Wisconsin Lutheran	1	2	1989-90	1991-92
George Williams	9	5	1943-44	1982-83	Ohio Northern	0	1	1998-99	1998-99	Wis.-Eau Claire	1	1	1953-54	2000-01
Georgia	1	0	1940-41	1940-41	Ohio Wesleyan	3	1	1929-30	2004-05	Wis.-Oshkosh	1	0	1962-63	1962-63
Grinnell	20	11	1946-47	1995-96	Olivet	1	0	1980-81	1980-81	Wis.-Platteville	1	1	1961-62	1997-98
Hanover	1	0	2010-11	2010-11	Penn	3	2	1907-08	1919-20	Wis.-River Falls	0	1	1997-98	1997-98
Harvard	0	1	1950-51	1950-51	Pittsburgh	0	1	1927-28	1927-28	Wis.-Stevens Point	0	3	1999-00	2007-08
Haverford	2	1	1977-78	1998-99	Princeton	2	0	1920-21	1940-41	Wittenberg	1	1	1973-74	1997-98
Hope	1	4	1957-58	2006-07	Principia	2	2	1969-70	1972-73	Wooster	0	2	1989-90	2000-01
Illinois	28	35	1904-05	1945-46	Puget Sound	0	2	1976-77	1984-85	Yale	2	0	1923-24	1938-39
Illinois-Chicago	16	14	1948-49	1971-72	Purdue	22	34	1903-04	1945-46					
					Purdue-Calumet	0	1	1993-94	1993-94					



# History & Records

## HONOR ROLL

### Rhodes Scholar

Brad Henderson	2001
Sean Mahoney	1984
John McDonough	1928
Edwin Hubble	1910

### NCAA Walter Byers Award

Brad Henderson	2000-01
----------------	---------

### NCAA Postgraduate Scholar


Aaron Horne	1997-98
Keith Libert	1984-85
Jerry Clark	1973-74
Dennis Waldon	1968-69

### Big Ten Era All-America

Bill Haarlow	1935-36
Bill Haarlow	1934-35
Fritz Crisler	1924-25
Bob Birkhoff	1920-21
Paul Hinkle	1919-20
Arthur Hoffman	1909-10
Pat Page	1909-10
Pat Page	1908-09
John Schommer	1908-09
Pat Page	1907-08
John Schommer	1907-08
Albert Houghton	1906-07
John Schommer	1906-07
James Ozanne	1904-05

### NCAA College Division All-America

Jerry Clark	1973-74
Gene Ericksen	1962-63
Joel Zemans	1961-62
Joel Zemans	1960-61



1974 All-American Jerry Clark

### NCAA Division III Player of the Year

Derek Reich	2002-03
-------------	---------

### NCAA Division III All-America

Nate Hainje	2007-08
Derek Reich	2002-03
Derek Reich	2001-02
Derek Reich	2000-01
Aaron Horne	1997-98
Rusty Loyd	1997-98

### NCAA Division III Statistical Champion

Andy Strommen*	1996-97
----------------	---------

\*3-point field goal percentage

### All-Midwest Conference


Mike Clifford	1986-87
Tom Redburg	1986-87
Rob Omiecinski	1985-86
Dave Witt	1985-86
Mike Clifford	1984-85
Keith Libert	1984-85
Nick Meriggioli	1984-85
Rob Omiecinski	1984-85
Keith Libert	1983-84
Keith Libert	1982-83
Keith Libert	1981-82
Kenneth Jacobs	1979-80
Jay Alley	1978-79
Bret Schaefer	1978-79
Jay Alley	1977-78
Jay Alley	1976-77

### UAA Player of the Year

Nate Hainje	2007-08
Derek Reich	2002-03
Derek Reich	2001-02
Derek Reich	2000-01
Derek Reich	1999-90
Andy Strommen	1998-99

### All-UAA 1st & 2nd Team

Matt Johnson	1st	2011-12
Matt Johnson	1st	2010-11
Jake Pancratz	1st	2009-10
John Kinsella	2nd	2009-10
John Kinsella	2nd	2008-09
Matt Corning	1st	2007-08
Nate Hainje	1st	2007-08
Jake Pancratz	2nd	2007-08
Nate Hainje	1st	2006-07
Brandon Woodhead	1st	2006-07
Jesse Meyer	2nd	2006-07
Brandon Woodhead	2nd	2005-06
Scott Fisher	1st	2003-04
Derek Reich	1st	2002-03
Scott Fisher	2nd	2002-03
Derek Reich	1st	2001-02
Jon Poyer	2nd	2001-02
Derek Reich	1st	2000-01
Jim Waichulis	1st	2000-01
Tyler Smithson	2nd	2000-01
Brad Henderson	1st	1999-00
Derek Reich	1st	1999-00
Kurt Riemer	2nd	1999-00
Andy Strommen	1st	1998-99
Aaron Horne	1st	1997-98
Rusty Loyd	1st	1997-98
Matt Morycz	1st	1997-98
Craig Kelleher	1st	1996-97
Rusty Loyd	1st	1996-97
Aaron Horne	2nd	1996-97
Matt Morycz	2nd	1996-97
Aaron Horne	1st	1995-96
Rusty Loyd	2nd	1995-96
Alexi Giannoulis	2nd	1994-95
Ali Lejlic	1st	1993-94
Ali Lejlic	2nd	1992-93
Matt Krapf	1st	1989-90
Matt Krapf	2nd	1988-89



The 1959-60 Men's Basketball Team

# History & Records

## NCAA TOURNAMENT HISTORY

**2007-08**

**Division III Tournament**

**First Round (Collegeville, Minn.)**

Wis.-Stevens Point 67, Chicago 53

**2006-07**

**Division III Tournament**

**First Round (Aurora, Ill.)**

Hope 76, Chicago 54

**2000-01**

**Division III Tournament**

**Second Round (Chicago, Ill.)**

Chicago 74, Wis.-Eau Claire 67

**Round of 16 (Chicago, Ill.)**

Chicago 62, Lewis & Clark 52

**Quarterfinals (Chicago, Ill.)**

Illinois Wesleyan 77, Chicago 68

**1999-00**

**Division III Tournament**

**Second Round (Chicago, Ill.)**

Chicago 75, Ripon 68

**Round of 16 (Buena Vista, Iowa)**

Wis.-Stevens Point 63, Chicago 49

**1997-98**

**Division III Tournament**

**Second Round (Chicago, Ill.)**

Chicago 67, Wabash 62

**Round of 16 (Platteville, Wis.)**

Wis.-Platteville 78, Chicago 63

**1996-97**

**Division III Tournament**

**First Round (Chicago, Ill.)**

Chicago 59, Benedictine 52

**Second Round (Chicago, Ill.)**

Chicago 78, Wabash 70

**Round of 16 (Bloomington, Ill.)**

Methodist 74, Chicago 70

**1973-74**

**College Division Tournament**

**First Round (Springfield, Ohio)**

Wittenberg 82, Chicago 58

**1960-61**

**College Division Tournament**

**First Round (Chicago, Ill.)**


Chicago 64, MacMurray 59

**Round of 16 (Chicago, Ill.)**

Chicago 55, Lincoln 42

**Quarterfinals (Evansville, Ind.)**

Southeast Missouri 67, Chicago 41



2001 NCAA Division III Quarterfinalists #1 Final Regular Season Ranking

# Traditions

## THE "C" LOGO

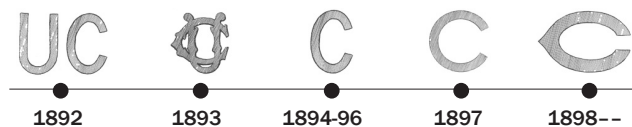
The University of Chicago athletics emblem underwent several changes during the institution's early years.

The first football team in 1892 sported no recognizable emblem on its uniforms. In an effort to provide the team with an identity, the letters "UC" were cut out of brown paper and pasted on the players' uniforms.

In the spring of 1893, the emblem was modified into the form of a monogram that the baseball team incorporated on its uniforms.

A single letter was used for the first time in 1894 when the football and track squads displayed an oblong "C" on their uniforms. That emblem remained in existence until 1897 when it was replaced by a "C" in large, round type.

Then in 1898, Maroon teams adopted the Chicago "C" emblem, which has been worn to the present day.



## MAROON, MAROONS & THE PHOENIX



Maroon and "Maroons" became the University of Chicago's official color and nickname, respectively, at a meeting of students and faculty on May 5, 1894.

Before the University held its first classes on October 1, 1892, the Board of Trustees had selected goldenrod (yellow) as the school's official color.

By 1894, however, Chicago's legendary football coach Amos Alonzo Stagg believed that a change was necessary.

"The yellow ran, soiled easily, and had a regrettable symbolism which our opponents might not be above commenting upon," said Stagg in his autobiography, *Touchdown!*

Because maroon was not already in use by any major school in the Midwest, Stagg and his associate J.E. Raycroft brought a selection of maroon shades to the 1894 meeting of students and faculty. The meeting attendees made a choice from those ribbons, and the baseball team

appeared in that color during its final games of the 1894 season.

On July 21, 1894, the first mention of a U. of C. athletic team as "Maroons" appeared in the *Chicago Tribune* in an article about the baseball team.

The Phoenix - which is featured as part of the University's official coat of arms, or shield - serves as the school's mascot. The University of Chicago Board of Trustees adopted the shield in 1910.

## GERALD RATNER ATHLETICS CENTER



Designed by famed architect Cesar Pelli, the Gerald Ratner Athletics Center serves as the home of the University of Chicago basketball, volleyball, and wrestling teams.

Completed in the fall of 2003, the 150,000-square-foot facility includes the 1,658-seat basketball competition gymnasium.

In 10 years under Head Coach Mike McGrath, the Maroons have posted an 86-42 overall record and a 50-20 UAA mark at the Ratner Center.

During the past 10 years, the Ratner Center has served as the site of the 2004, 2007, 2010 and 2013 UAA Wrestling Championships, the 2009 UAA Volleyball Championship, the 2005, 2009 and 2013 UAA Swimming & Diving Championship, and the 2006 NCAA Division III Great Lakes Regional Wrestling Championship.

In addition to the competition gymnasium, the Ratner Center features a 50-meter x 25-yard swimming pool with a moveable bulkhead; a multi-level fitness facility with cardiovascular exercise equipment, selectorized weight lifting machines, and free weights; a multipurpose dance studio; an auxiliary gymnasium; classroom and meeting room space; permanent and day lockers and locker rooms; the University of Chicago Athletics Hall of Fame; and the athletic department offices.

The \$51 million facility received awards from the American Council of Engineering Companies, the American Institute of Steel Construction, and the Consulting Engineers Council of Illinois for its excellence in engineering and design.

Among the notable features of the two-story facility is a roof is suspended by cables attached to five masts that peak 100 feet from the ground.

The Ratner Athletics Center is named in honor of Gerald Ratner (A.B.'35, J.D.'37), an outfielder at Chicago during its days as a member of the Big Ten Conference.



# The University of Chicago

The University of Chicago is one of the world's great intellectual communities and centers of learning.

It has achieved particular distinction in faculty scholarship, the training of graduate students, and for its renowned undergraduate education that emphasizes critical thinking, intellectual depth, and cultural breadth.

Founded in 1890 by John D. Rockefeller, the University opened its doors for classes on October 1, 1892, with an enrollment of 594 students. President William Rainey Harper presided over a faculty of 103, which included eight former college presidents.

Today, the University features a total enrollment of approximately 15,149 students — including more than 5,027 undergraduates — and a 2,211-member faculty.

The University is private, nondenominational, and coeducational, and it includes the undergraduate College, four graduate divisions, six graduate professional schools, the library, the Graham Center of General Studies, and the University of Chicago Press.

The University also features several cultural resources, including the Oriental Institute Museum, Court Theatre, Renaissance Society, and the Smart Museum of Art.

Extending along both sides of the Midway Plaisance, which was designed by Frederick Law Olmsted and used for the World's Columbian Exposition of 1893, the University occupies a 190-acre campus.

The English collegiate Gothic style set the general tone for the design and development of the campus.

Around a series of tree-shaded quadrangles, imposing buildings of gray limestone with red-tile roofs, and deep-set rectangular windows show off elaborate ornamentation, gargoyles and chimeras, and decorated towers.

These quadrangles are dominated by Rockefeller Memorial Chapel, with its 207-foot tower, and by the Joseph Regenstein Library, one of the largest academic libraries in the United States.

Many campus structures have been designated national historic landmarks, including Frank Lloyd Wright's Robie House and the site of the first controlled, self-sustaining nuclear reaction marked by the Henry Moore sculpture Nuclear Energy.

Chicago has had a major impact on American higher education — inventing the four-quarter system, developing extension courses and programs in the liberal arts for adults, establishing a coherent program of general education for undergraduates, and initiating a full-time medical school teaching faculty.

Chicago also pioneered orientation week and gives the nation's oldest teaching awards. Since the University's founding, more than 80 recipients of the Nobel Prize have been students, researchers, or faculty.

The University is located in the Hyde Park neighborhood of Chicago, one of the world's most exciting and vibrant cities. About 65 percent of the University's faculty and their families and nearly all of its students live in the Hyde Park neighborhood.


One of Chicago's biggest tourist attractions, the Museum of Science and Industry, is located here, as well as the DuSable Museum of African-American History and the Weiss Museum of Judaica.

Just 15 minutes north of Hyde Park is the Chicago Loop, where students and faculty regularly attend an array of theater, movies, art exhibits, museums, and restaurants.


Some of Chicago's main cultural attractions are the Art Institute, the Lyric Opera, the Chicago Symphony, the Goodman Theatre, and the Museum of Contemporary Art. Scores of other professional and community theater, dance, and visual arts organizations are active in the city.

Architecturally, Chicago is the home of many major developments in 20th-century architecture and urban design.

One of the nation's greatest sports cities, Chicago is the home of two Major League Baseball teams — the White Sox and the Cubs — as well as the National Basketball Association Bulls, the National Football League Bears, the National Hockey League Blackhawks, the Major League Soccer Fire, and the Women's National Basketball Association Sky.



## UNIVERSITY PRESIDENT ROBERT J. ZIMMER



On July 1, 2006, Robert J. Zimmer became the 13th President of the University of Chicago.

Prior to his appointment as President, Zimmer was a University of Chicago faculty member and administrator for more

than two decades specializing in the mathematical fields of geometry, particularly ergodic theory, Lie groups, and differential geometry.

As a University of Chicago administrator, Zimmer served as Chairman of the Mathematics Department, Deputy Provost, and Vice President for Research and for Argonne National Laboratory. He also served as Provost at Brown University from 2002-2006, returning to Chicago in 2006 to become President of the University.

As President of the University, he serves as Chair of the Board of Governors of Argonne National Laboratory and Chair of the Board of Directors of Fermi Research Alliance LLC, the operator of Fermi National Accelerator Laboratory. Among other boards, he is chairman of the Board of Directors of the Consortium on Financing Higher Education (COFHE) and a member of the Board of Directors of the Chicago Council on Global Affairs.

He serves on the President's Committee on the National Medal of Science, and is on the executive committee of the Council on Competitiveness. He is a fellow of the American Academy of Arts and Sciences and the American Association for the Advancement of Science.

President Zimmer is the author of two books, *Ergodic Theory and Semisimple Groups* (1984) and *Essential Results of Functional Analysis* (1990), and more than 80 mathematical research articles. The recipient of an Alfred P. Sloan Foundation Fellowship, he served on the Board of Mathematical Sciences of the National Research Council from 1992 to 1995, and was on the executive committee from 1993 to 1995. Zimmer held the title of Max Mason Distinguished Service Professor of Mathematics at Chicago before leaving for Brown, where he was the Ford Foundation Professor of Mathematics in addition to being Provost.

President Zimmer earned his A.B., *summa cum laude*, from Brandeis University in 1968 and a Ph.D. in mathematics from Harvard University in 1975. He joined the Chicago faculty as an L.E. Dickson Instructor of Mathematics in 1977. He was also on the faculty of the U.S. Naval Academy from 1975 to 1977. He has held visiting positions at Harvard University and at institutions in Israel, France, Australia, Switzerland, and Italy.

# Athletics at UChicago



The Athletics program at the University of Chicago sponsors 19 intercollegiate sports, with more than 500 participants and 330 contests taking place each year. UChicago's sports teams are known as the Maroons and the school's mascot is the Phoenix, the mythical bird featured as part of the University's shield.

In addition to the varsity sports program, the University of Chicago supports a wide range of extracurricular programs, including those that present significant opportunities for recreational and institutional participation. The University offers more than 75 intramural and sport clubs programs annually, and provides more than 25 free fitness classes each quarter through two fitness programs, which are available to undergraduate and graduate students, faculty, staff members and members of the greater community. Athletics at the University of Chicago considers the breadth of recreational, fitness, and competitive sports options offered as an important component of the well being of our community members.

## The UAA

The University of Chicago is a charter member of the University Athletic Association, an NCAA Division III conference formed in 1986 as a bold statement of what college athletics can and should be – highly desirable and possible for a group of committed institutions to seek excellence in athletics while holding the student-athlete and the institution's academic mission as the center of focus.

The eight members of the UAA include Brandeis University, Carnegie Mellon University, Case Western Reserve University, Emory University, New York University, the University of Chicago, the University of Rochester, and Washington University in St. Louis.

With its membership in the UAA, UChicago offers its student-athletes the opportunity to compete against athletes and teams from among the top research institutions in the country, as well as travel opportunities comparable to those offered by members of major Division I conferences.

UChicago has played a major role in helping the UAA attain its goal of achieving the proper balance between athletics and academics. In "Reclaiming the Game: College Sports and Education Values," author William Bowen – president of the Mellon Foundation which sponsored the research for the book – posed the question, "How has the UAA managed to mount what is, by all signs, a successful intercollegiate program without paying the academic price that is so evident in other similar college athletics conferences?"

Bowen continued, "The active involvement of the University of Chicago, with its emphasis on core academic values, has without question been a help in achieving and maintaining this policy."

## Success on the Playing Field

In 2012-13, UChicago finished 48th in the nation among 443 NCAA Division III institutions in the final standings for the Learfield Sports Directors' Cup, which recognizes the top overall athletic programs in the country. UChicago teams notched a national top-10 finish in women's tennis (8th) and a UAA Championship in women's cross country.

That same year, the Maroons also featured 18 All-Americans, 25 national qualifiers, 16 all-region selections, eight UAA Rookies of the Year, and 116 All-UAA performers.

## Athletes and Academic Excellence

The intercollegiate program at the University of Chicago directly supports the College's commitment to excellence, and helps to produce scholar-athletes whose primary focus is on their academic achievements. The University of Chicago has a long history of outstanding student-athletes who have distinguished themselves in the classroom.

During the University of Chicago's early years as a member of the Big Ten Conference, the athletics program counted numerous distinguished scholar-athletes among its ranks, including 1910 Rhodes Scholar Edwin Hubble, a basketball player who later became a distinguished scientist for whom the Hubble Space Telescope is named.

UChicago has furthered that tradition in recent years as its student-athletes have continued to compile an extraordinary record of academic and athletic accomplishment, highlighted by four Rhodes Scholars since 1996, and 241 UAA All-Academic Recognition Award recipients in 2012-13.



## Award-Winning Facility


In the fall of 2003, Chicago Athletics entered a new era with the opening of the \$51 million Gerald Ratner Athletics Center. Designed by famed architect Cesar Pelli, the 150,000-square-foot facility includes a 1,658-seat competition gymnasium which is home to the Chicago basketball, volleyball, and wrestling teams.

In addition to the competition gymnasium, the facility features the 50-meter Myers-McLoraine Pool, the Bernard J. DelGiorno Fitness Center, a dance room, classrooms, the Athletics Hall of Fame, locker rooms, offices, and saunas.

In short, the University of Chicago provides student-athletes with what might be the best balance in higher education: an extraordinary commitment to academic excellence recognized all over the world, a high-quality intercollegiate athletics program consistent with its academic mission, unique conference travel and competition, and outstanding athletics and recreational facilities.

# UAA & NCAA Division III

## THE UAA



In 1987, Chicago became a charter member of a new and unique NCAA Division III conference, the University Athletic Association. Comprised of some of the nation's leading research institutions, UAA members include

Brandeis University, Carnegie Mellon University, Case Western Reserve University, Emory University, New York University, the University of Rochester, and Washington University in St. Louis.

Since its founding, the UAA has continued to serve as a bold statement of the vision of its founders – that the pursuit of academic and athletic excellence are complementary goals and can be achieved without the compromise of one by the other. Implicit in this vision are three assumptions:

- The academic enterprise is the primary element. Student-athletes are just that – students first and athletes second.
- Athletic excellence is not to be confused with a win-at-all-costs attitude. It properly relates to the caliber of experience offered to students who participate in intercollegiate athletics.
- Athletics should not only complement the academic experience, but should also reflect the quality of the academic environment within which they exist. Division III is an approach to athletics – not a synonym for third-rate.

Since joining the UAA, Chicago teams have captured 47 conference championships, made 59 NCAA tournament appearances, and posted nine national top-four finishes. In addition, 10 Maroons have claimed NCAA individual titles and three have been selected as the national player of the year.

### THE UAA IN THEORY

- Academic excellence and athletic excellence are not mutually exclusive.
- The academic enterprise is the primary element.
- Athletic excellence properly relates to the caliber of experience offered to students.
- Athletic programs should reflect the quality of the academic environment within which they exist.
- A consistent and challenging level of athletic competition should be provided for both women and men.

### THE UAA IN PRACTICE

- In 2012-13, 36 student-athletes from UAA institutions were recognized as CoSIDA Academic All-Americans and nine were named NCAA Postgraduate Scholars.
- 149 UAA student-athletes received All-America honors with seven garnering individual national championship accolades.
- In 2012-13 NCAA championship competition, 17 UAA teams finished in the top 10 in their national championships, while another 13 finished in the top 20.

## NCAA DIVISION III

The University of Chicago has competed at the NCAA Division III level since it was established in 1973.

The largest of the three NCAA Divisions, Division III counted as members 446 institutions (20 percent public, 80 percent private) in 2012-13.



### What is the NCAA Division III?

- Division III features student-athletes who are subject to the same admission standards, academic standards, housing, and support services as the general student body. Division III student-athletes are not permitted to receive athletically-related financial aid.
- Division III offers an intense and competitive athletics environment for student-athletes who play for the love of the game, without the obligation of an athletics scholarship.
- Division III athletics departments place special importance on the impact of athletics on the participants rather than on the spectators. The student-athlete's experience is of paramount concern.
- Division III athletics provides a well-rounded collegiate experience that involves a balance of rigorous academics, competitive athletics, and the opportunity to pursue the multitude of other co-curricular and extra-curricular opportunities.
- Division III places primary emphasis on regional in-season and conference competition, while also offering 36 national championships annually.
- Division III playing season and eligibility standards minimize conflicts between athletics and academics, allowing student-athletes to focus on their academic programs and the achievement of a degree.
- Division III athletics departments are dedicated to offering broad-based programs with a high number and wide range of athletics participation opportunities for both men and women.
- Division III affords student-athletes the opportunity to discover valuable lessons in teamwork, discipline, perseverance, and leadership, which in turn make student-athletes better students and responsible citizens.
- Division III encourages student-athletes to take advantage of the many opportunities available to them, both within and beyond athletics, so that they may develop their full potential as students, athletes, and citizens.