

# OUTLANDER



## MiEV Facebook Page

This facebook page introduces latest MiEV (Mitsubishi innovative Electric Vehicle) activities, hot news, and voice from fans and owners. The MiEV supporters mark represents the fans who support and participate in MiEV activities, so join the club to be a part of the fun and excitement. Check us out on facebook on the right.



[www.facebook.com/iMiEV.official](http://www.facebook.com/iMiEV.official)



**MITSUBISHI MOTORS**  
[www.mitsubishi-motors.com](http://www.mitsubishi-motors.com)

©2013 – 2014 Mitsubishi Motors Corporation. All rights reserved.  
 Ge/E38C68Jul.13T Printed in Japan



The paper used in this catalogue has been certified by the FSC (Forest Stewardship Council) as having been produced through a 'chain of custody' system of forestry management, tracking and production oversight that ensures responsible consideration for the earth's ecosystem. Mitsubishi Motors has adopted the combined use of FSC-certified paper and recycled paper in our efforts to reduce CO<sub>2</sub> emissions and promote more efficient use of natural resources. In this way, we hope to contribute to greater protection of the environment.

[www.new-outlander.com](http://www.new-outlander.com)






## REFINED AND READY FOR ADVENTURE

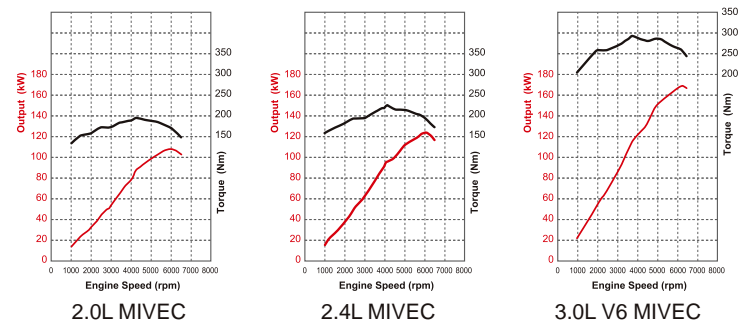
When adventure calls, the OUTLANDER eagerly responds with solid dependability, renowned 4WD performance and luxurious comfort for up to seven occupants. Whether you're journeying through the wilderness, vacationing with your family or simply commuting to work, the highly efficient yet exhilarating OUTLANDER makes every drive a pleasure.

## A CONSUMMATE BALANCE

Mitsubishi Motors understands the importance of cabin comfort, passenger safety and eco-friendly performance. By passionately pursuing these three objectives, while also enhancing performance and utility, it struck an ideal balance that provides total satisfaction.







### ENGINES

Power the OUTLANDER with your choice of three clean and efficient engines — the 2.0-liter MIVEC\*, 2.4-liter MIVEC or 3.0-liter V6 MIVEC. The MIVEC DOHC engines are both extremely responsive and fuel efficient, while the high-displacement V6 engine supplies supremely powerful acceleration even when carrying heavy loads or traveling up mountainsides.

\* MIVEC (Mitsubishi Innovative Valve timing Electronic Control system)



### ELECTRONICALLY CONTROLLED 4WD

Electronically controlled 4WD offers incredible traction and stability even in challenging terrain by optimally combining with Active Stability Control (ASC). The Drive Mode Selector lets you easily select the most appropriate drive mode when desired: 4WD ECO mode for maximum economy, 4WD AUTO mode for normal driving conditions, or 4WD LOCK mode for rough terrain.



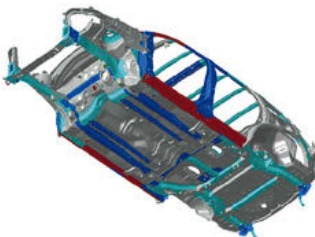
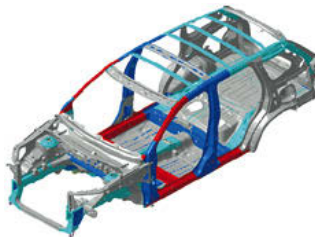
## LEADING ECO PERFORMANCE

The OUTLANDER is remarkably eco-friendly for a robust SUV. It delivers unprecedented fuel economy and low CO<sub>2</sub> emissions without compromising the spirited performance that adventurous drivers demand. Wherever you travel, you'll enjoy all the advantages of a next-generation SUV while also minimizing environmental impact.

### LIGHTWEIGHT BODY

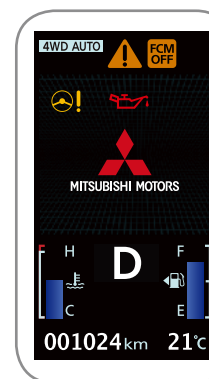
The body is extremely lightweight, thanks to the generous use of high tensile strength steel plates, and specially designed to maintain a high level of collision safety.

#### High tensile strength steel plates



- 440 class
- 590 class
- 980 class


Note: Equipment may vary by market. Please consult your local Mitsubishi Motors dealer/distributor for details.



#### COLOR LCD MULTI-INFORMATION DISPLAY

The large, 4.2-inch liquid crystal multi-information display in the center of the meter panel is extremely easy to read. It keeps you clearly informed of various useful information on vehicle status, your trip, external temperatures, the ECO drive assist system and more.

#### ADAPTIVE CRUISE CONTROL (ACC) SYSTEM



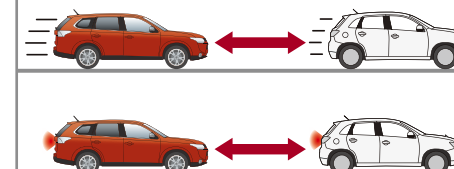
##### No vehicle in front

Your selected speed is maintained even if you remove your foot from the accelerator pedal.



##### Vehicle in front

Your selected distance between vehicles is maintained.



#### FORWARD COLLISION MITIGATION (FCM) SYSTEM



Helps prevent a frontal collision or reduce damage if the collision becomes unavoidable.

## SAFETY AND PEACE OF MIND

Driving is more pleasurable when you have peace of mind. In the OUTLANDER, you can be confident that sophisticated safety measures are in place to protect you and your passengers. These measures include a highly protective RISE (Reinforced Impact Safety Evolution) body, seven SRS airbags, and intelligent electronic functions that help prevent frontal collisions.

#### 7 SRS AIRBAGS

In the event of a collision, seven SRS airbags help protect you and your passengers by absorbing the force of impact. The system includes front airbags, side airbags, curtain airbags and a driver's knee airbag.



Image of airbag deployment

##### Danger of collision



Warning + braking assistance

##### High danger of collision



Warning + auto braking

##### Extremely high danger of collision



Warning + strong auto braking





## SEATING ARRANGEMENT

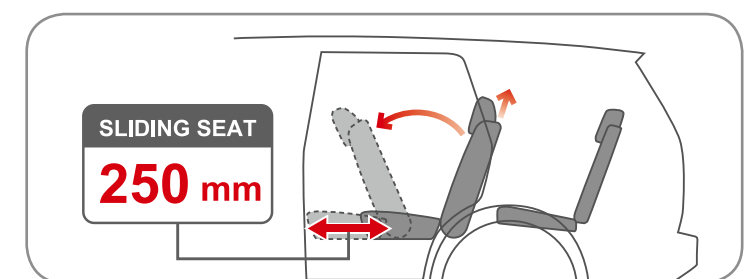
It's easy to flexibly arrange the second and third-row seats to carry almost any combination of passengers and luggage. You can even fold down all rear seatbacks to create an extremely large and flat luggage area.



## COMFORTABLE THIRD ROW SEATS

Padding and springs in the third-row seat cushions contribute to riding comfort. You can recline the seatbacks to any of four settings.

A second-row seat sliding function provides easy access to the third-row seats.



## LUXURIOUS COMFORT AND QUALITY

The OUTLANDER surrounds you and your passengers with comfort and craftsmanship beyond compare. Even the longest journeys are refreshing thanks to generous cabin space, luxurious seating that accommodates up to seven occupants, and premium quality materials that feel like genuine leather. The rear seating can be flexibly arranged to meet changing needs.

## POWER TAILGATE

You can raise or lower the tailgate electronically by simply pressing a switch near the driver's seat.



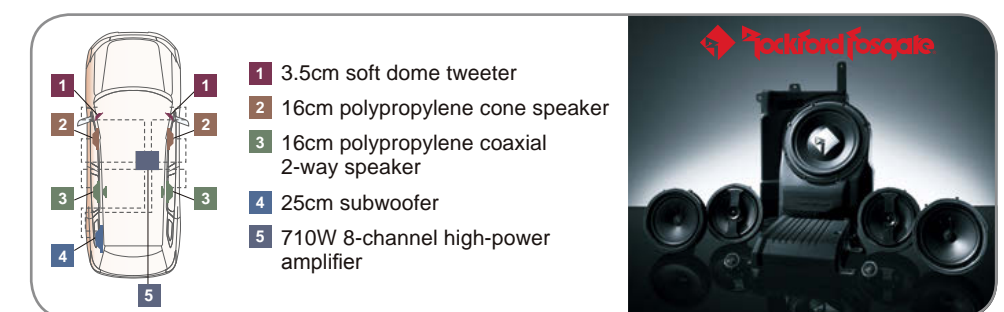
## DUAL-ZONE AUTOMATIC CLIMATE CONTROL AIR CONDITIONER

The powerful air conditioning system provides separate temperature settings for the driver and front passenger.



## ROCKFORD FOSGATE® PREMIUM SOUND SYSTEM

Savor the stunning sound quality of a new audio system jointly developed with the Rockford Corporation. Nine speakers surround you with spectacular DTS Neural Surround™ sound.





FEATURE HIGHLIGHTS



Rear view camera

DISPLAY AUDIO

Controlling the audio system is easy on the 6.1-inch QVGA touch-panel display, which can also display the views from the rear camera.



1CD AUDIO

A quality tuner/CD player and USB port on the floor console enable easy connection with an iPod or other audio player for charging or listening pleasure.



PADDLE SHIFTERS

Sporty paddle shifters let you smoothly and electronically shift gears without removing your hand from the steering wheel.



FRONT FOG LAMPS

These lamps enhance safety in fog and other conditions that restrict visibility.



TONNEAU COVER

The cover protects your rear cargo from the sun and prying eyes.



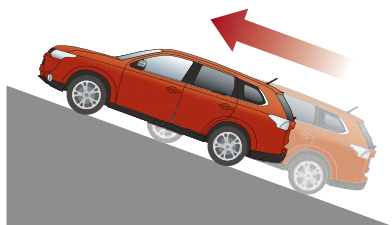
CONSOLE DOWN LIGHT

A lamp in the overhead console provides soft illumination around the gearshift panel area.


Note: Equipment may vary by market. Please consult your local Mitsubishi Motors dealer/distributor for details.

FEATURE HIGHLIGHTS

With Hill Start Assist



Without Hill Start Assist

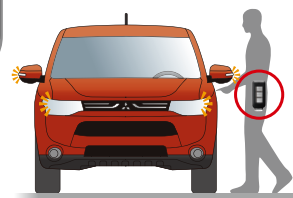


HILL START ASSIST (HSA)

When starting on a steep slope, HSA helps prevent you from rolling backwards while you release the brake by maintaining the braking force for up to two seconds until the accelerator is applied.



Engine switch



KEYLESS OPERATION SYSTEM

While carrying the key, you can press a button on the outside of either front door or the tailgate to lock or unlock all the doors and tailgate, or press the engine switch in the cockpit to start the engine.

EQUIPMENT HIGHLIGHTS



STEERING-WHEEL MOUNTED CONTROLS

Convenient controls for the audio system and Bluetooth® hands-free mobile phone system are mounted on the steering wheel for easy-to-reach access.

Note: Bluetooth® is a trademark of Bluetooth SIG Inc.



USB PORT & 12V POWER OUTLET



ANTI-TRAPPING ELECTRIC SUNROOF



SUPER-WIDE RANGE HID HEADLAMPS



LUGGAGE FLOOR BOX



Note: Equipment may vary by market. Please consult your local Mitsubishi Motors dealer/distributor for details.



EQUIPMENT LEVEL

GLX

2WD 2.0L 16-valve DOHC MIVEC  
and 4WD 2.4L 16-valve DOHC MIVEC



Key features

- 16-inch full wheel covers with 215/70 R16 tires
- Black outer door handles
- Power windows
- Black power door mirrors
- Laminated green windshield
- Tempered green glass (all windows except windshield)
- Driver's and front passenger's SRS front airbags
- Power steering with tilt and telescopic-adjustable steering column
- Urethane steering wheel and shift knob
- Sliding and reclining driver's seat with height adjustment
- Sliding and reclining front passenger's seat with seatback pocket
- Reclining 60:40 split 2nd row seats with center armrest and cup holder
- 3-point ELR seatbelts x 7 and 2nd row ALR x 2 (RHD, 7-seater only)
- Front pretensioners with force limiters
- Keyless entry system with two transmitters
- Keyless Operation System (KOS) with engine start switch (optional)
- Power tailgate (optional)
- Sunroof (optional)
- Fully automatic air conditioner
- AM/FM radio and CD player with 6 speakers (including 2 tweeters)
- Rockford Fosgate® premium sound system with display audio and rear view camera (optional)
- USB port
- Halogen headlamps with manual leveling
- Super wide-range HID headlamps with auto leveling (optional)
- Headlamp washers (optional)
- High-mount stop lamp on tailgate
- Windshield intermittent (variable) wipers with washer
- Auto rain sensor (optional)
- Rear intermittent wiper and washer

EQUIPMENT LEVEL

GLS

4WD 3.0L 24-valve V6 SOHC MIVEC



Key features (in addition to GLX features)

- 18-inch alloy wheels with 225/55 R18 tires
- Forward Collision Mitigation (FCM) system (optional)
- Adaptive Cruise Control (ACC) system (optional)
- Color-keyed outer door handles
- Color-keyed power door mirrors
- Leather-wrapped steering wheel and shift knob
- Paddle shifters, audio switch and cruise control switch on steering wheel
- Split sliding feature on 2nd row seats with walk-in system\*
- Separate reclining 3rd row seats with fold and stow feature\*
- 3rd row 3-point ELR seatbelts x 2\*
- Chrome inner door handles
- High-contrast backlit meters and gauges
- Tonneau cover
- Dual-zone automatic climate control air conditioner
- Front fog lamps

\* Also standard on GLX 7-seater model



EXTERIOR COLORS

Copper (M)



Titanium Gray (M)



Black (P)



White (P)



Cosmic Blue (P)



Cool Silver (M)



White (S)




(M) Metallic  
(P) Mica/Pearl  
(S) Solid


SEAT & PANEL MATERIALS

SEAT


Black Leather




Beige Leather



Black Fabric



Beige Fabric



PANEL

Woodgrain



Normal



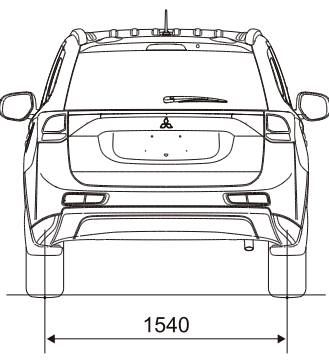
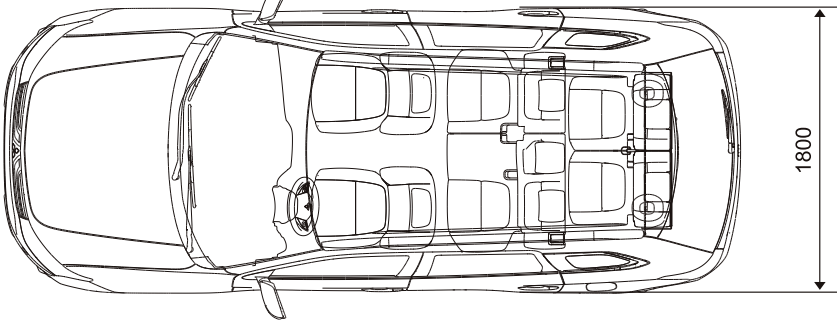
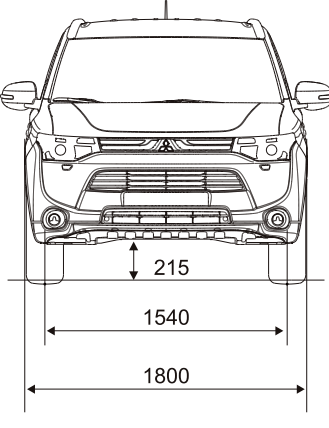
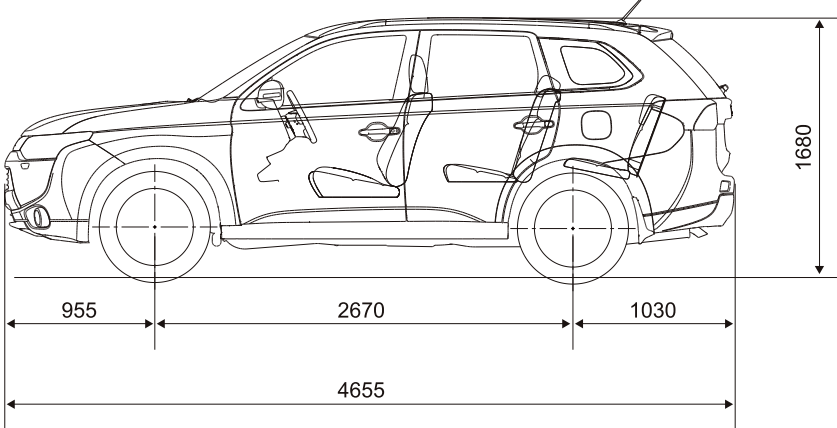
EXTERIOR COLORS & SEAT MATERIALS

■ Available

Grade		GLX									GLS				
Engine		2.0L		2.4L							3.0L				
Wheel drive		2WD		4WD											
Transmission		CVT									6AT				
Seating		5				7	5		7						
Model code		GF2WXTSGL		GF3WXTSGZL		GF3WXTMGZR	GF3WXTSHZL		GF3WXTMHZL		GF4WXLXGZL		GF4WXLXYZL		
Interior trim code	Basic color	Beige	Black	Beige	Black	Black	Beige	Black	Beige	Black	Beige	Black	Beige	Black	
	Fabric	56S	56X	56S	56X	57X	56S	56X	57S	57X	58S	58X	58S	58X	
	Leather (K03)	56E	56J	56E	56J	57J	56E	56J	57E	57J	58E	58J	58E	58J	
Exterior trim code	Color	Availability													
A31	Cool Silver Metallic	■	■	■	■	■	■	■	■	■	■	■	■	■	
C07	Copper Metallic	■	■	■	■	■	■	■	■	■	■	■	■	■	
D14	Cosmic Blue Mica	■	■	■	■	■	■	■	■	■	■	■	■	■	
U17	Titanium Gray Metallic	■	■	■	■	■	■	■	■	■	■	■	■	■	
W13	White Pearl	■	■	■	■	■	■	■	■	■	■	■	■	■	
W37	White Solid	■	■	■	■	■	■	■	■	■	■	■	■	■	
X42	Black Pearl	■	■	■	■	■	■	■	■	■	■	■	■	■	

Note: Colors shown may differ slightly from actual colors due to printing process. Please consult your local Mitsubishi Motors dealer/distributor for actual colors.

DIMENSIONAL VIEWS



All measurements in millimeters

Note: Equipment may vary by market. Please consult your local Mitsubishi Motors dealer/distributor for details.

Note: Equipment may vary by market. Please consult your local Mitsubishi Motors dealer/distributor for details.



STANDARD & OPTIONAL EQUIPMENT

■ Standard □ Optional — Not available

Grade				GLX			GLS	
Engine				2.0L	2.4L		3.0L	
Model code				4B11	4B12		6B31	
Transmission				CVT			6AT	
Steering				LHD		RHD	LHD	
Seating				5		7		
Drivetrain and Chassis	Drivetrain		Electronically controlled 4WD (4WD auto / 4WD eco / 4WD lock)		—	■	■	■
			Front axle drive (2WD)		■	—	—	—
	Suspensions	Front	MacPherson strut with coil springs and stabilizer bar		■	■	■	■
		Rear	Multi link with coil springs and stabilizer bar		■	■	■	■
	Tires and wheels	215/70R16 + 16" full wheel covers		■	■	■	—	
		16" alloy wheels		□	□	□	—	
		225/55R18 + 18" alloy wheels		□	□	□	■	
		Spare	215/70R16 + 16" steel wheel		■	■	■	—
			16" alloy wheel		□	□	□	—
			225/55R18 + 18" alloy wheel		□	□	□	■
	Brakes	4ABS + EBD		■	■	■	■	
		Brake override system		■	■	■	■	
		Front	Ventilated discs		■	■	■	■
		Rear	Discs		■	■	■	■
	Other	Cruise control		□	□	□	■	
		Shift lock with key inter-lock		■	■	■	■	
	Exterior	Bumpers		Front and rear bumpers (color-keyed)		■	■	■
Radiator grille		Radiator grille (chrome)		■	■	■	■	
Door		Outer door handles (black)		■	■	■	—	
		Outer door handles (color-keyed)		□	□	□	■	
		Outer door handles (chrome)		□	□	□	□	
		Power windows (front and rear doors, driver auto up and down)		■	■	■	■	
		Power tailgate		□	□	□	□	
Door mirrors		Power door mirrors (black)		■	■	■	—	
		Power door mirrors (color-keyed) with side turn lamp		□	□	□	■	
Glass		Windshield - Laminated green		■	■	■	■	
		Front, rear door and quarter - Tempered green		■	■	■	■	
		Rear window - Tempered green with hot wire and timer		■	■	■	■	
		Privacy glass		□	□	□	□	
Moldings		Belt-line molding (black)		■	■	■	■	
		Belt-line molding (chrome)		□	□	□	□	
Other		Tail pipe (single)		■	■	■	■	
		Tailgate garnish (chrome)		■	■	■	■	
		Side sill garnish (material color)		■	■	■	■	
		Rear spoiler with high-mount stop lamp		■	■	■	■	
		Scuff plate		■	■	■	■	
		Roof rails		□	□	□	□	
Ornaments and badges		“OUTLANDER” mark on rear left side		■	■	■	■	
		4WD decal on rear right side		—	■	■	■	
Safety and Security	Security	Immobilizer		■	■	■	■	
		Theft protection devices		■	■	■	■	
		- Door and hood opening detection						
			- Alarm: Horn, extra horn, side indicator					
	Airbags	Premium security alarm system (in addition to standard theft protection device)		□	□	□	□	
		Driver's and front passenger's SRS front airbags		■	■	■	■	
		Driver's and front passenger's SRS side airbags & SRS curtain airbags, driver's SRS knee airbag*, retractable assist grip x 4		□	□	□	□	
	Seatbelts	Front	3-point belt with ELR x 2		■	■	■	■
			Adjustable type belt anchor		■	■	■	■
			Pretensioners (driver x 1, front passenger x 1) with force limiters		■	■	■	■
		2nd row	3-point belt with ELR and ALR x 2, 3-point belt with ELR x 1		■	■	■	■
		3rd row	3-point belt with ELR x 2		—	—	■	■
	Other	Active Stability Control (ASC), Hill Start Assist (HSA), Brake Assist		□	□	□	□	
Forward Collision Mitigation (FCM), Adaptive Cruise Control (ACC)		—	—	—	□			
Reverse warning		□	□	□	□			

\* Standard on RHD model

STANDARD & OPTIONAL EQUIPMENT

■ Standard □ Optional — Not available

Grade				GLX			GLS	
Engine				2.0L	2.4L		3.0L	
Model code				4B11	4B12		6B31	
Transmission				CVT			6AT	
Steering				LHD		RHD	LHD	
Seating				5		7		
Interior	Steering and shift knob	Electric power steering		■	■	■	■	
		Tilt and telescopic adjustment		■	■	■	■	
		Urethane steering wheel (with silver accent) and shift knob		■	■	■	—	
		Leather steering wheel (with silver accent) and shift knob		□	□	□	■	
		Paddle shifters		□	□	□	■	
		Audio switch		□	□	□	■	
		Cruise control switch		□	□	□	■	
		Hands-free module and switch		□	□	□	□	
		Lever-type parking brake (PVC leather) with chrome release switch		■	■	■	■	
	Seats	Material	Fabric	■	■	■	■	
			Leather	□	□	□	□	
		Driver	Sliding, reclining and seat height adjustment		■	■	■	■
			Power seat adjuster on leather seat		□	□	□	□
			Seat heater on leather seat		□	□	□	□
		Front Passenger	Sliding and reclining		■	■	■	■
			With seatback pocket		■	■	■	■
			Seat heater on leather seat		□	□	□	□
		2nd row	Separate type with center armrest and cupholder		■	■	■	■
			Reclining		■	■	■	■
			Split slide		—	—	■	■
			Double action folding		■	■	■	■
			Walk-in system		—	—	■	■
		3rd row	Separate type		—	—	■	■
			Reclining		—	—	■	■
			Fold and stow feature		—	—	■	■
			Other		■	■	■	■
			ISO-FIX child restraint seat anchor x 2		■	■	■	■
	Headrests	Front	Height adjustable - 2 pieces		■	■	■	■
		2nd row	3 pieces		■	■	■	■
		3rd row	2 pieces		—	—	■	■
	Door trims	Type	Foam type with cloth insert		■	■	■	■
			Door trim panel (silver painted)		■	■	■	■
		Upper	Soft type		■	■	■	■
		Front	With molded door pocket and bottle holder		■	■	■	■
			Rear	With molded door pocket and bottle holder		■	■	■
	Door	Inner door handles (material color)		■	■	■	—	
		Inner door handles (chrome)		□	□	□	■	
	Locking system	Center door locking system		■	■	■	■	
		Child proof		■	■	■	■	
		Keyless entry with 2 transmitters		■	■	■	■	
		Keyless Operation System (with engine start switch)		□	□	□	□	
		Tailgate opener (electric type)		■	■	■	■	
		Fuel lid opener		■	■	■	■	
		Ignition key cylinder with illumination		■	■	■	■	
	Roof	Sunroof		□	□	□	□	
		Non-woven fabric headlining		■	■	■	■	
		Sun visor with vanity mirror, lamp, lid and ticket holder x 2		■	■	■	■	
		Day and night rear view mirror		■	■	■	■	
		Retractable assist grip x 3		■	■	■	■	
		Coat hanger x 1		■	■	■	■	
	Carpet	Floor carpet (needle punch)		■	■	■	■	
		Cargo floor carpet (needle punch)		■	■	■	■	



## STANDARD & OPTIONAL EQUIPMENT

■ Standard   □ Optional   — Not available

Grade				GLX			GLS		
Engine				2.0L	2.4L		3.0L		
Model code				4B11	4B12		6B31		
Transmission				CVT			6AT		
Steering				LHD		RHD	LHD		
Seating				5		7			
Interior	Instrument panel		Soft type on upper surface (black)	■	■	■	■		
			Woodgrain instrument panel and door trims	□	□	□	□		
			Combination meter cluster & multi-information display (mono-color liquid crystal display)	■	■	■	—		
			High-contrast combination meter cluster & multi-information display (color liquid crystal display)	□	□	□	■		
			Rheostat	■	■	■	■		
			Glove box with lamp	■	■	■	■		
			Ashtray	■	■	■	■		
			Accessory socket in floor console box	■	■	■	■		
			Cigar lighter on instrument panel	■	■	■	■		
	Floor console		Large type floor console with armrest	■	■	■	■		
			Cupholder for front seat	■	■	■	■		
	Shift indicator		Gear shift indicator panel (material black)	■	■	■	—		
			Gear shift indicator panel (glossy black)	□	□	□	■		
	Other		Head protection interior	■	■	■	■		
			Tonneau cover	□	□	□	■		
			Cargo room hook	■	■	■	■		
			Tailgate inside grip	■	■	■	■		
			Luggage floor box (only for 5-seat model)	□	□	■	■		
			Tool set (simple set) and jack set	■	■	■	■		
			Air Conditioning and Audio		Air conditioning		Full automatic air conditioner	■	■
	Dual-zone automatic climate control air conditioner	□					□	□	■
	Air filter	■					■	■	■
	Audio system				Wide 2-DIN AM/FM & CD audio system	■	■	■	■
Wide 2-DIN touch-panel display for audio (AM/FM & CD) and rear view camera					□	□	□	□	
Rockford Fosgate audio system (AM/FM & CD) with wide 2-DIN touch-panel display for audio and rear view camera					□	□	□	□	
Rear entertainment system with headphones x 1					□	□	□	□	
USB port					■	■	■	■	
Speakers and antenna		6 speakers (2 tweeters)			■	■	■	■	
		Roof antenna (fixed type)			■	■	■	■	
Electrical	Exterior lamps		Halogen headlamp with chrome extension and headlamp leveling device		■	■	■	■	
			Super-wide HID headlamps with auto leveling device		□	□	□	□	
			Headlamp washers		□	□	□	□	
			Front fog lamps (reflector type) with silver bezel		□	□	□	■	
			Side turn lamps on fender		■	■	■	—	
			High-mount stop lamp on tailgate		■	■	■	■	
	Interior lamps		Front	Front room lamp with map lamp		■	■	■	■
			Rear	Rear room lamp		■	■	■	■
			Cargo	Cargo room lamp		■	■	■	■
	Wipers		Front	Windshield intermittent (variable) wipers with washer		■	■	■	■
				Auto rain-sensing variable intermittent windshield wipers with intelligent washers and auto lighting control		□	□	□	□
			Rear	Rear intermittent wiper and washer		■	■	■	■

## TECHNICAL SPECIFICATIONS

Grade			GLX					GLS	
Engine			2.0L		2.4L			3.0L	
Wheel drive			2WD		4WD				
Transmission			CVT					6AT	
Seating			5		7	5	7		
Model code			GF2WXTSGL	GF3WXTSGZL	GF3WXTMGZR	GF3WXTSHZL	GF3WXTMHZL	GF4WXLXGZL	GF4WXLXYZL
Dimensions and weights									
Overall length		mm	4655						
Overall width		mm	1800						
Overall height	Without roof rail	mm	1680						
	With roof rail	mm	1680						
Wheelbase		mm	2670						
Track	Front	mm	1540						
	Rear	mm	1540						
Ground clearance (unladen)		mm	215						
Curb weight	Total	kg	1410	1485	1515	1485	1515	1570	
	Front	kg	815	850			900		
	Rear	kg	595	635	665	635	665	670	
Gross vehicle weight		kg	1985	2210			2270		
Gross axle weight	Front	kg	1150						
	Rear	kg	1250						
Seating capacity		persons	5		7	5	7		
Performance									
Max. speed		km/h	190	195				205	
Acceleration	0-100 km/h	sec.	11.7	11.2				8.7	
	120-140 km/h	sec.	7.2	6.6				4.8	
	0-400 m	sec.	18.5	18.2				16.5	
Inertia weight		kg	1470	1590	1700				
Min. turning radius		m	5.3						
Engine									
Type (code)			DOHC MIVEC (4B11)		DOHC MIVEC (4B12)			SOHC MIVEC (6B31)	
Fuel type / octane			Unleaded / RON 90 and over					Unleaded / RON 95 and over	
Total displacement		cc	1998	2360			2998		
Bore x stroke		mm	86.0 x 86.0		88.0 x 97.0			87.6 x 82.9	
Compression ratio			10	10.5					
Max. output (EEC net)		kW (PS)/rpm	107 (145)/6000		123 (167)/6000			169 (230)/6250	
Max. torque (EEC net)		Nm (kg-m)/rpm	196 (20.0)/4200		222 (22.6)/4100			292 (29.8)/3750	
Fuel system									
Fuel supply system			Electronically Controlled Injection						
Fuel tank capacity		liters	63	60					
Electrical system									
Alternator		V-Ah	12-105					12-120	
Starter		V-kW	12-1.3					12-1.4	
Transmission									
Type			CVT					6AT	
Gear ratio	D range		2.349-0.394					—	
	1st		—					4.199	
	2nd		—					2.405	
	3rd		—					1.583	
	4th		—					1.161	
	5th		—					0.855	
	6th		—					0.685	
	Reverse		1.750					3.457	
	Final		6.466					3.360	
Steering									
Type			Rack and pinion (electric power assisted)						
Suspensions									
Front			MacPherson strut with coil springs and stabilizer bar						
Rear			Multi link with coil springs and stabilizer bar						
Brakes									
Front			Ventilated discs						
Rear			Discs						
Tires and wheels									
Tires (front and rear)	Standard		215/70R16					225/55R18	
	Optional		225/55R18					—	
Wheels (front and rear)	Standard		16" x 6.5JJ steel					18" x 7.0J alloy	
	Optional		18" x 7.0J alloy	16" x 6.5J alloy			—		
Spare tire	Standard		215/70R16					225/55R18	
	Optional		225/55R18					—	
Spare wheel	Standard		16" x 6.5JJ steel					18" x 7.0J alloy	
	Optional		18" x 7.0J alloy	16" x 6.5J alloy			—		