

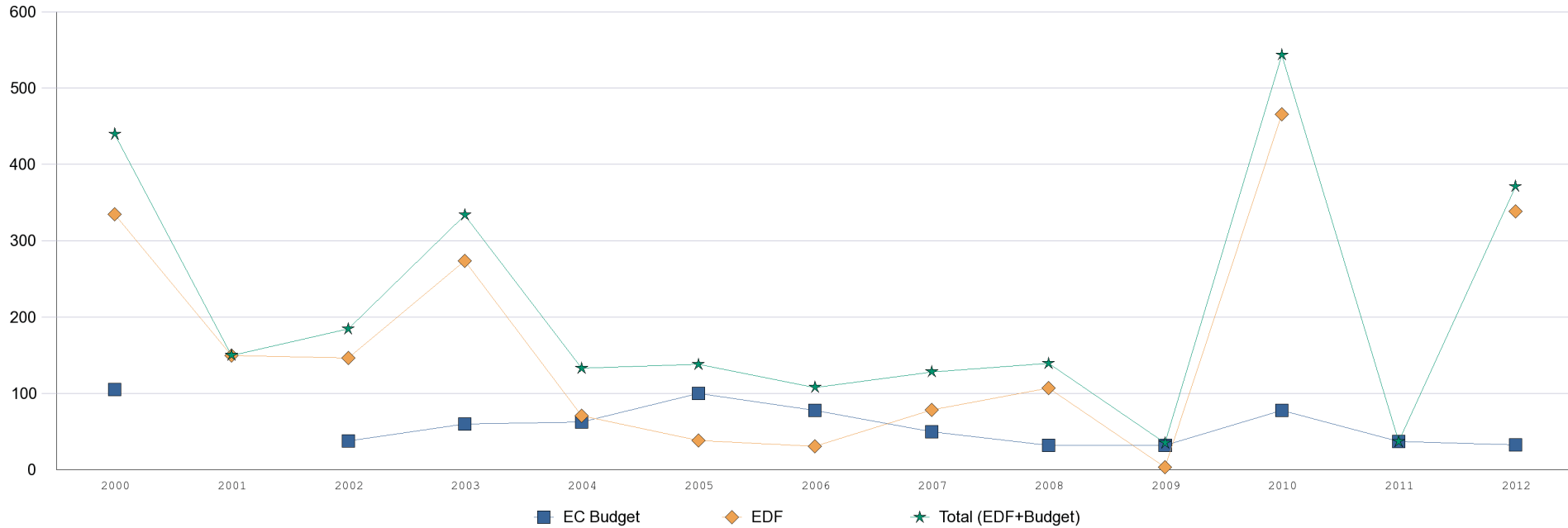


**Financial Contributions of EuropeAid to
EUROPEAN INVESTMENT BANK
2000-2012**



EuropeAid Financial Contributions to EUROPEAN INVESTMENT BANK

Annually Contracted Amounts 2000-2012 (EUR mios)

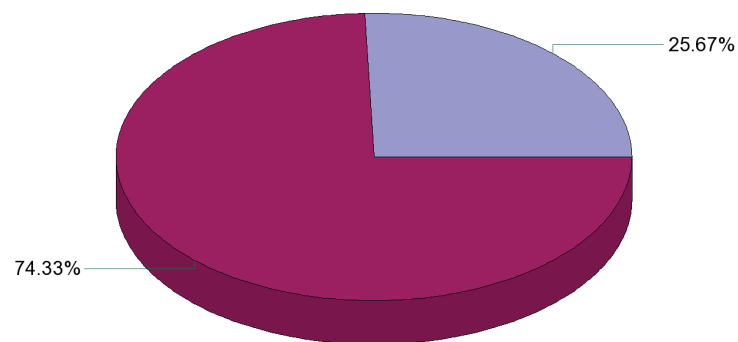


| Year | 2000 | 2001 | 2002 | 2003 | 2004 | 2005 | 2006 | 2007 | 2008 | 2009 | 2010 | 2011 | 2012 | Total |
|---------------------------|--------|--------|--------|--------|--------|--------|--------|--------|--------|-------|--------|-------|--------|-----------------|
| EC Budget | 104.93 | | 37.95 | 60.00 | 62.23 | 99.79 | 77.50 | 50.00 | 32.00 | 32.00 | 77.65 | 36.95 | 32.72 | 703.72 |
| EDF | 334.89 | 149.89 | 146.65 | 273.71 | 70.72 | 38.50 | 30.45 | 78.30 | 107.31 | 3.13 | 465.85 | | 338.46 | 2,037.84 |
| Total (EDF+Budget) | 439.81 | 149.89 | 184.60 | 333.71 | 132.95 | 138.29 | 107.95 | 128.30 | 139.31 | 35.13 | 543.50 | 36.95 | 371.18 | 2,741.56 |



EuropeAid Financial Contributions to EUROPEAN INVESTMENT BANK

Budget/EDF breakdown - 2012

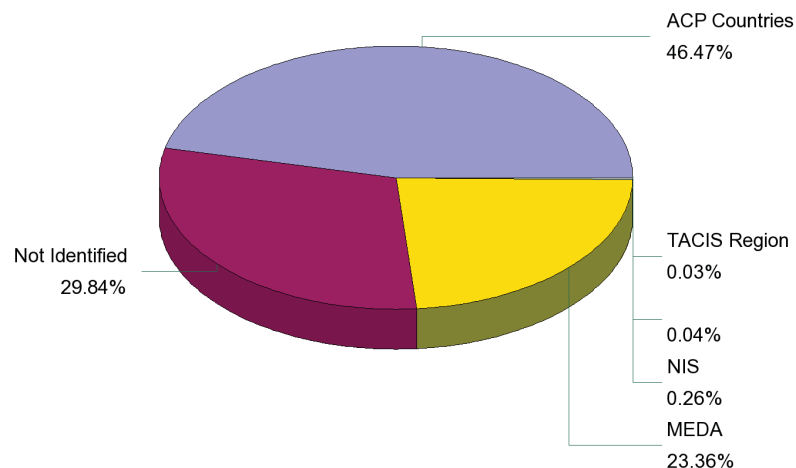


| Budget/EDF | |
|------------|-----------|
| ■ | EC Budget |
| ■ | EDF |

| Budget/EDF | Nb | Contracted (EUR) | Paid (EUR) | Balance (EUR) |
|--------------|------------|----------------------|----------------------|--------------------|
| EC Budget | 52 | 703,721,340 | 698,881,340 | 4,840,000 |
| EDF | 99 | 2,037,838,295 | 1,814,777,012 | 223,061,283 |
| Total | 151 | 2,741,559,635 | 2,513,658,352 | 227,901,283 |

EuropeAid Financial Contributions to EUROPEAN INVESTMENT BANK

Contracts per Geographical Region - 2012

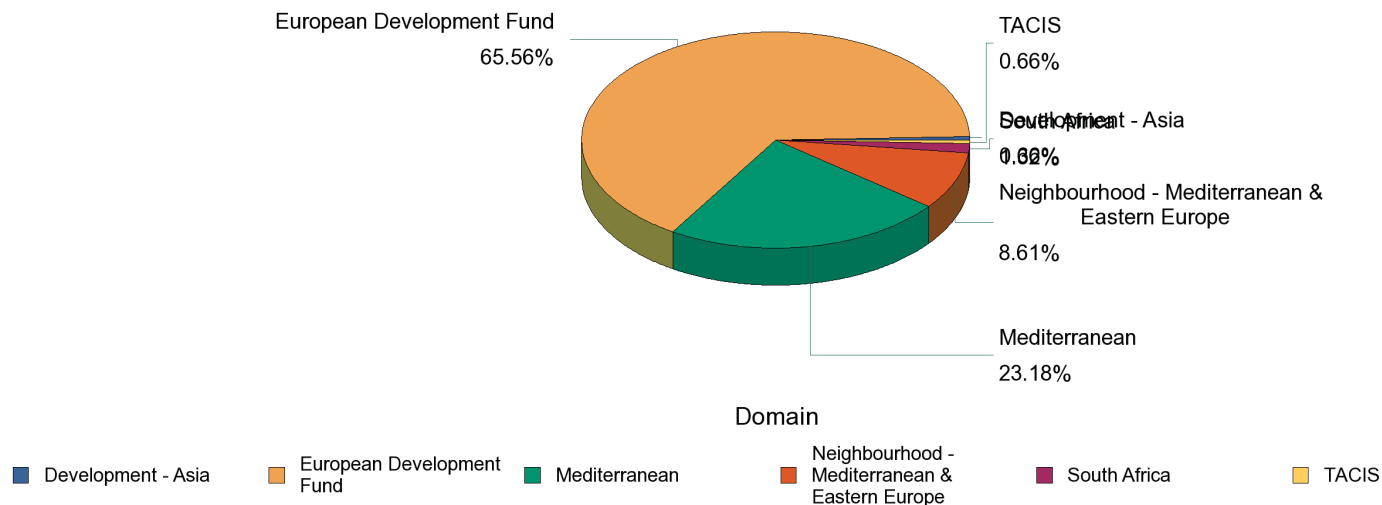


| Region (International Organisation) | | | | | |
|-------------------------------------|------------------|--------|-------|---|----------------|
| ■ ACP Countries | ■ Not Identified | ■ MEDA | ■ NIS | ■ | ■ TACIS Region |

| Region | Contracted (EUR) |
|----------------|----------------------|
| ACP Countries | 1,273,998,789 |
| Not Identified | 817,989,631 |
| MEDA | 640,429,158 |
| NIS | 7,160,000 |
| | 1,232,057 |
| TACIS Region | 750,000 |
| Total | 2,741,559,635 |

EuropeAid Financial Contributions to EUROPEAN INVESTMENT BANK

Contracts per Domain - 2012



| Contract Domain | Nb | Contracted (EUR) | Paid (EUR) | Balance (EUR) |
|--|------------|----------------------|----------------------|--------------------|
| Development - Asia | 1 | 2,600,000 | 0 | 2,600,000 |
| European Development Fund | 99 | 2,037,838,295 | 1,814,777,012 | 223,061,283 |
| Mediterranean | 35 | 488,199,215 | 488,199,215 | 0 |
| Neighbourhood - Mediterranean & Eastern Europe | 13 | 208,722,000 | 206,482,000 | 2,240,000 |
| South Africa | 2 | 3,450,125 | 3,450,125 | 0 |
| TACIS | 1 | 750,000 | 750,000 | 0 |
| Total | 151 | 2,741,559,635 | 2,513,658,352 | 227,901,283 |



EuropeAid Financial Contributions to EUROPEAN INVESTMENT BANK

| List of Contracts 2012 | | | | | | | | |
|------------------------|--------|---|--|---------------------------|------------------|-----------------------|---------------------------------------|-------------------|
| Contract | Domain | Contract Title / Description | Action Location | Contractor Signature Date | Total Cost (EUR) | EU Contribution (EUR) | EC Contracted as % of Total Programme | Paid Amount (EUR) |
| 291057 | ENPI | Support to FEMIP 2012 | ENPI-South partner countries | 12/11/2012 | 32,000,000 | 32,000,000 | 100% | 32,000,000 |
| | | EU contribution to the support to FEMIP aiming at financing Technical Assistance and Risk Capital Operations. | | | | | | |
| 301793 | ENPI | EIB - Lead IFI remuneration for project "Georgia East-West Highway Samtredia-Grigoleti-Kobuleti section" | Samtredia-Grigoleti-Kobuleti section of the East-West Highway in Georgia | 13/11/2012 | 400,000 | 400,000 | 100% | 0 |
| | | Following the signature of the NIF Framework Arrangement, the Lead IFI shall receive a remuneration (in this case for the project GE04 - FA Georgia East-West Highway Samtredia-Grigoleti-Kobuleti section 2012/292-623 | | | | | | |
| 304716 | ENPI | EIB - Lead IFI remuneration for the project "Egyptian Power Transmission Project" | Zones of Gulf of Suez, Gulf of El Zait, vicinities of Cairo and the North-Eastern Sinai Peninsula. | 16/11/2012 | 320,000 | 320,000 | 100% | 0 |
| | | Further to the signature of the NIF Framework Arrangement, the Lead IFI shall receive a remuneration (in this case for the "Egyptian Power Transmission Project", CRIS ref. ENPI/2010/252-882) | | | | | | |



EuropeAid Financial Contributions to EUROPEAN INVESTMENT BANK

| List of Contracts 2012 | | | | | | | | |
|---------------------------|--------|--|--------------------|---------------------------|--------------------|-----------------------|---------------------------------------|--------------------|
| Contract | Domain | Contract Title / Description | Action Location | Contractor Signature Date | Total Cost (EUR) | EU Contribution (EUR) | EC Contracted as % of Total Programme | Paid Amount (EUR) |
| 308511 | FED | Programme d'appui à l'apurement des arriérés de la République de Guinée sur les prêts mobilisant des ressources FED | Guinée - Conakry | 29/11/2012 | 9,455,604 | 9,455,604 | 100% | 9,455,604 |
| | | L objectif global est d'aider la Guinée à atteindre le point d'achèvement de l'initiative PTTE et d'accéder à l'IADM (Initiative d'Allègement de la Dette Multilatérale) pour accompagner le pays dans ses efforts de stabilisation macroéconomique et de lutte contre la pauvreté. L objectif spécifique est d'apurer les arriérés de la Guinée sur prêts provenant de ressources du Fond Européen pour le Développement (FED) pour lui permettre d'honorer ses obligations dans le contexte d | | | | | | |
| 309391 | FED | Additional Contribution Certificate to the EU-Africa Infrastructure Trust Fund (ITF) in support of the Sustainable Energy for All (SE4All) initiative. | Sub-Saharan Africa | 13/12/2012 | 329,000,000 | 329,000,000 | 100% | 150,000,000 |
| | | Contribution Certificate | | | | | | |
| Subtotal for 2012: | | | | | 371,175,604 | 371,175,604 | | 191,455,604 |
| Total for 2012: | | | | | 371,175,604 | 371,175,604 | | 191,455,604 |