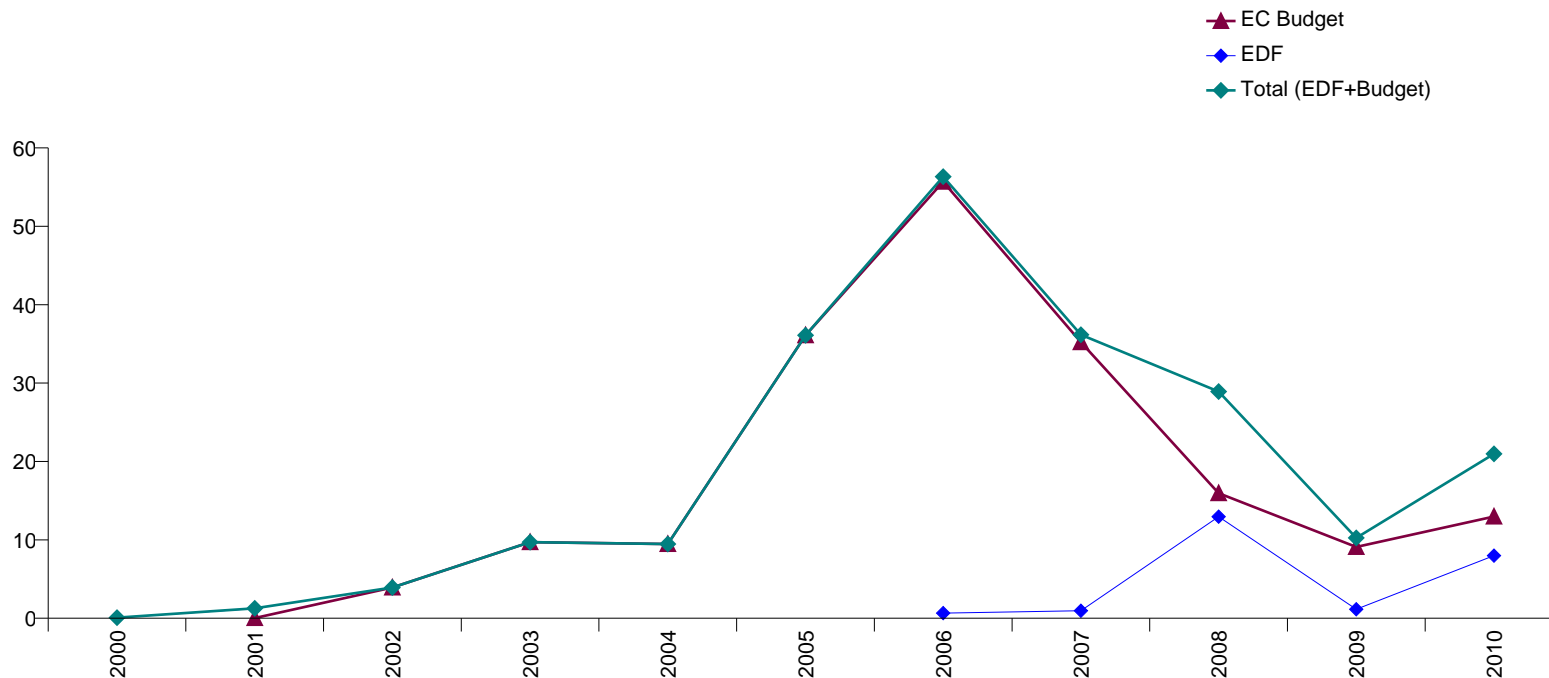


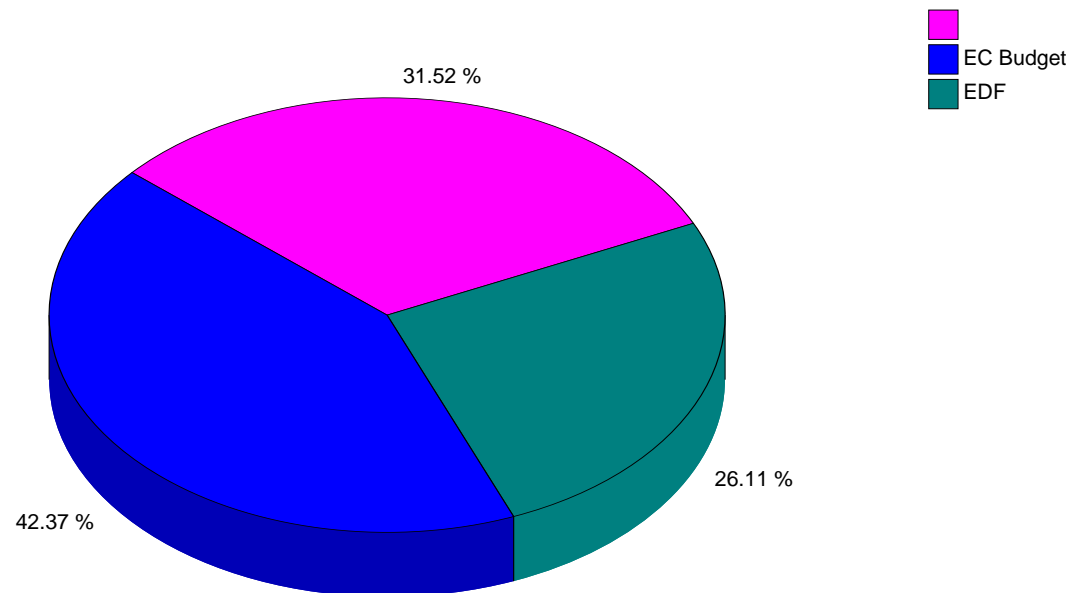
**Financial Contributions of EuropeAid to  
INTERNATIONAL ORGANIZATION FOR MIGRATION  
2000-2010**

Annually contracted amounts 2000-2010



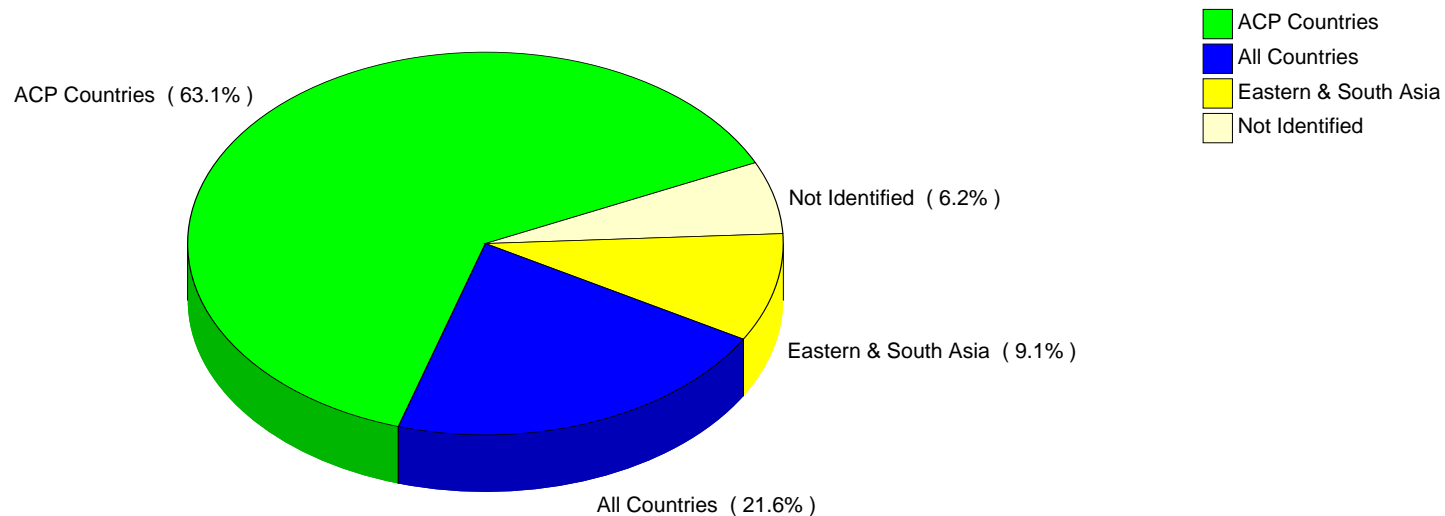
Year	2000	2001	2002	2003	2004	2005	2006	2007	2008	2009	2010	Total
EC Budget		0.03	3.92	9.70	9.47	36.11	55.69	35.21	15.96	9.09	12.97	<b>188.15</b>
EDF	0.08	1.24					0.65	0.95	12.95	1.16	7.99	<b>25.03</b>
Total (EDF+Budget)	0.08	1.27	3.92	9.70	9.47	36.11	56.34	36.17	28.91	10.25	20.97	<b>213.18</b>

Budget/EDF breakdown - 2010



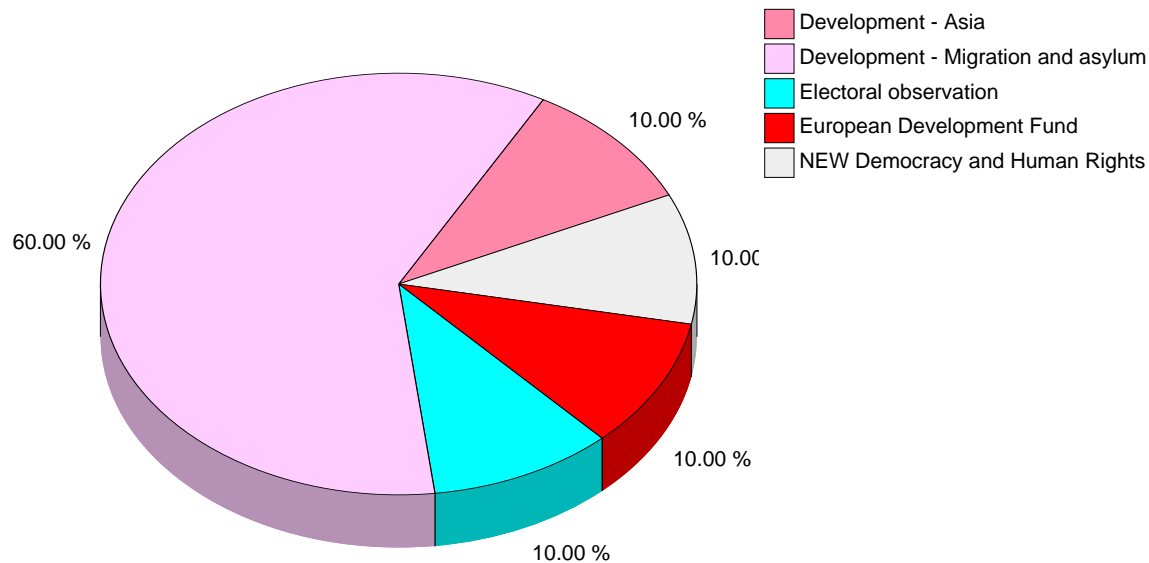
Budget/EDF	Nb	Contracted (EUR)	Paid (EUR)	Balance (EUR)
	1	9,650,000	9,340,045	309,955
EC Budget	8	12,972,639	6,158,828	6,813,810
EDF	1	7,994,060	1,976,605	6,017,455
<b>TOTAL</b>	<b>10</b>	<b>30,616,699</b>	<b>17,475,478</b>	<b>13,141,220</b>

Contracts per geographical region - 2010



Region	Contracted (EUR)
ACP Countries	19,331,183.00
All Countries	6,600,000.00
Eastern & South Asia	2,783,751.84
Not Identified	1,901,764.00
<b>Total</b>	<b>30,616,698.84</b>

Contracts per Domain - 2010



Contract Domain	Nb	Contracted (EUR)	Paid (EUR)	Balance (EUR)
Development - Asia	1	989,148	418,613	570,534
Development - Migration and asylum	6	11,788,125	5,639,563	6,148,562
Electoral observation	1	9,650,000	9,340,045	309,955
European Development Fund	1	7,994,060	1,976,605	6,017,455
NEW Democracy and Human Rights	1	195,366	100,652	94,714
<b>Total</b>	<b>10</b>	<b>30,616,699</b>	<b>17,475,478</b>	<b>13,141,220</b>

## EuropeAid Financial Contributions to INTERNATIONAL ORGANIZATION FOR MIGRATION

List of contracts - 2010								
Contract	Domain	Contract Title / Description	Action location	Contractor Signature Date	Total cost	EU Contribution	EC Contracted as % of total programme	Paid
228313	FED	Création, mise en place et fonctionnement d'un réseau d'observatoires ACP pour la Migration.	12 pilot countries: Senegal, Nigeria, Tanzania, Kenya, Democratic Republic of Congo, Cameroon, Angola, Lesotho, Haiti, Trinidad & Tobago, Papua New Guinea and East Timor. 6 regional ACP organisations to be defined: one in Eastern Africa, one in Western Africa, one in Central Africa, one in Southern Africa, one in the Carribean and one in the Pacific.	30/04/2010	9,404,776	7,994,060	85%	1,976,605
229642	DCI-MIGR	Regional Assisted Voluntary Return and Reintegration Programme for Standed Migrants in Egypt and Libya (RAVEL)	Egypt, Libye, Soudan, Ethiopie	16/12/2010	2,500,000	2,000,000	80%	1,292,000
229644	DCI-MIGR	Support to Implementation of EC Readmission Agreements with the Republic of Moldova, the Russian Federation and Ukraine: Facilitation of Assisted Voluntary Return and Reintegration (SIREADA)	Republic of Moldova (Moldova), Russian Federation (Russia), Ukraine, and selected EU Member States	21/12/2010	2,377,205	1,901,764	80%	739,850
229653	DCI-MIGR	Capacity Building for Migration Management in China: Phase 2 Overall objective: Enhancement of the capacities of PRC provincial authorities to adequately manage migration, including in regards to addressing migrant smuggling, counter-trafficking and labour migration.	The People's Republic of China, and Macau SAR	19/11/2010	2,001,016	1,599,238	80%	559,110
229902	DCI-MIGR	Support of the Governments of Pakistan and Sri Lanka for the Implementation of Readmission Agreements with the European Union This project supports the effective implementation of the European Union Readmission Agreements (RA) in Pakistan (signed in 2009) and Sri Lanka (2005).	Pakistan (Lahore, Karachi, Islamabad) and Sri Lanka (multiple locations)	17/12/2010	2,000,000	1,600,000	80%	869,160

# EuropeAid Financial Contributions to INTERNATIONAL ORGANIZATION FOR MIGRATION

List of contracts - 2010								
Contract	Domain	Contract Title / Description	Action location	Contractor Signature Date	Total cost	EU Contribution	EC Contracted as % of total programme	Paid
231435	EOM	EU EOM Sudan 2010 - Service Provider in the framework of EuropAid/125666C/SER/multi	Sudan	09/02/2010	11,675,056	9,650,000	83%	9,340,045
		On 1 February 2010, the Selection Committee suggested to the contracting authority that the contract for the implementation of EU EOM Sudan be awarded to IOM.						
248231	EIDHR	Standing Up Against Violence (Stand Up)	Viet Nam: Ha Noi. Final beneficiaries: migrant women.	16/09/2010	205,649	195,366	95%	100,652
		Migrant Women and Men Working Together to Stop Violence Against Women						
255898	DCI-MIGR	Capacity Building for Border Management, a cross-boarder approach to combat irregular migration and establish a border management system along the border of Tanzania, Malawi, Mozambique and Zambia	Malawi, Mozambique, Zambia, Tanzania	15/12/2010	2,108,904	1,687,123	80%	1,293,057
		Malawi, Mozambique, Zambia, Tanzania						
256289	DCI-ASIE	Enhancing Health Status of Uprooted People and Host Communities in Mon State of Myanmar	Four townships namely Yae, Belin, Thanbyuzayat and Mudon of Mon State, Myanmar	29/12/2010	1,236,435	989,148	80%	418,613
		The Action aims to achieve a sustainable improvement in the health of uprooted people and their host communities in four rural townships of Mon State of Myanmar through improved access to quality health care and sanitation.						
259532	DCI-MIGR	Strengthening the dialogue and cooperation between the EU and Latin America and the Caribbean (LAC) to establish management models on migration and development policies	Latina American countries	23/12/2010	3,000,000	3,000,000	100%	886,386
		To contribute to the process of cooperation between EU and LAC and to strengthen regional capacity within LAC for a permanent exchange of information and good practices between interested countries in the region.						
<b>Total for 2010:</b>					<b>36,509,040</b>	<b>30,616,699</b>		<b>17,475,478</b>