

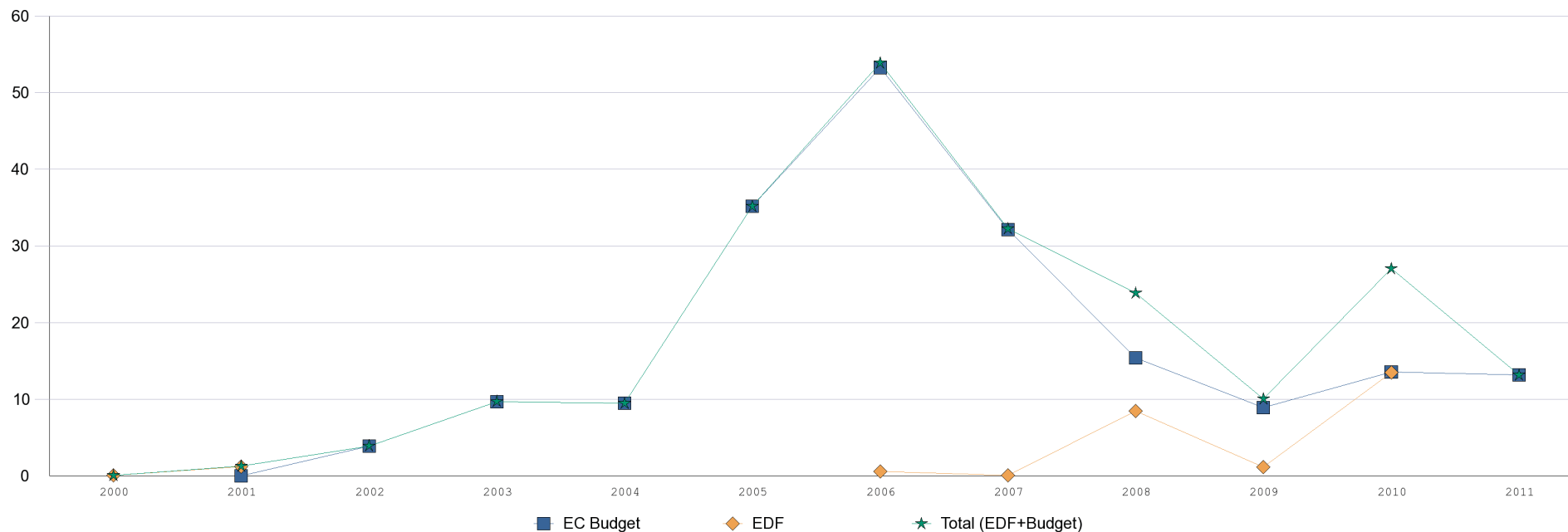


**Financial Contributions of EuropeAid to
INTERNATIONAL ORGANIZATION FOR MIGRATION
2000-2011**



EuropeAid Financial Contributions to INTERNATIONAL ORGANIZATION FOR MIGRATION

Annually Contracted Amounts 2000-2011 (EUR mios)

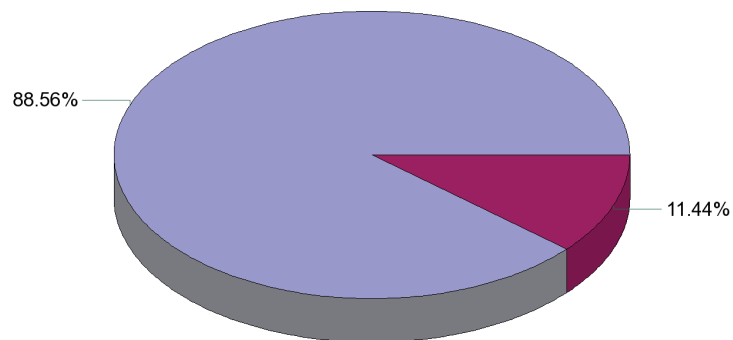


Year	2000	2001	2002	2003	2004	2005	2006	2007	2008	2009	2010	2011	Total
EC Budget		0.03	3.92	9.70	9.47	35.18	53.28	32.13	15.39	8.89	13.54	13.16	194.69
EDF	0.08	1.24					0.61	0.11	8.47	1.16	13.49		25.16
Total (EDF+Budget)	0.08	1.27	3.92	9.70	9.47	35.18	53.89	32.24	23.85	10.04	27.04	13.16	219.84



EuropeAid Financial Contributions to INTERNATIONAL ORGANIZATION FOR MIGRATION

Budget/EDF breakdown - 2011



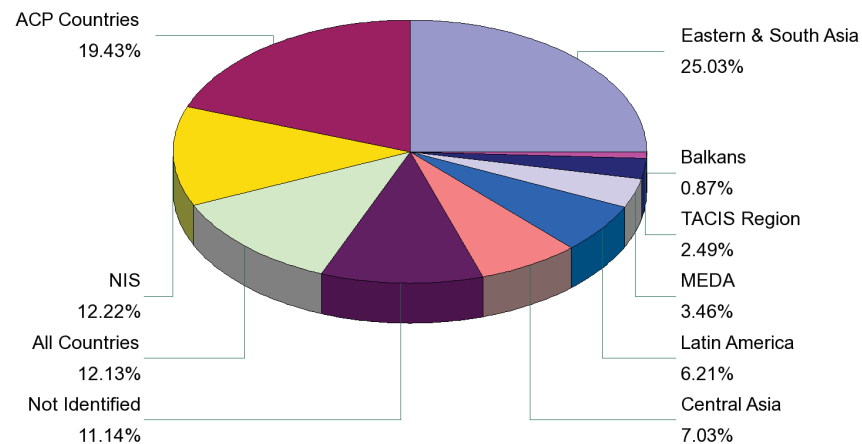
Budget/EDF	
■	EC Budget
■	EDF

Budget/EDF	Nb	Contracted (EUR)	Paid (EUR)	Balance (EUR)
EC Budget	103	194,687,274	183,594,294	11,092,980
EDF	13	25,155,147	21,539,320	3,615,826
Total	116	219,842,421	205,133,615	14,708,806



EuropeAid Financial Contributions to INTERNATIONAL ORGANIZATION FOR MIGRATION

Contracts per Geographical Region - 2011





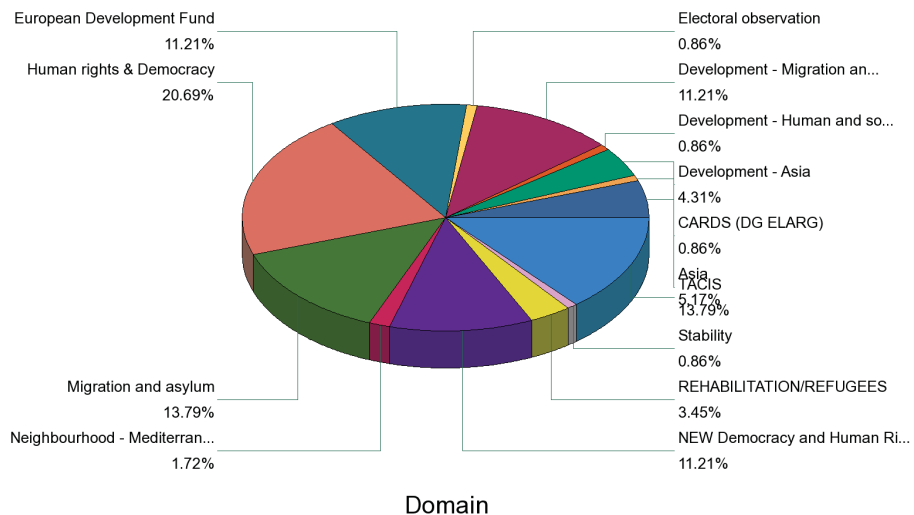
EuropeAid Financial Contributions to INTERNATIONAL ORGANIZATION FOR MIGRATION

Region	Contracted (EUR)
Eastern & South Asia	55,027,642
ACP Countries	42,715,051
NIS	26,857,285
All Countries	26,666,510
Not Identified	24,482,342
Central Asia	15,451,228
Latin America	13,660,635
MEDA	7,615,744
TACIS Region	5,463,636
Balkans	1,902,348
Total	219,842,421



EuropeAid Financial Contributions to INTERNATIONAL ORGANIZATION FOR MIGRATION

Contracts per Domain - 2011



■ Asia
▼

■ CARDS (DG ELARG)

■ Development - Asia

■ Development - Human and so...

■ Development - Migration an...



EuropeAid Financial Contributions to INTERNATIONAL ORGANIZATION FOR MIGRATION

Contract Domain	Nb	Contracted (EUR)	Paid (EUR)	Balance (EUR)
Asia	6	31,813,398	31,716,510	96,888
CARDS (DG ELARG)	1	869,060	869,060	0
Development - Asia	5	6,594,620	5,439,816	1,154,804
Development - Human and social	1	1,883,774	1,695,397	188,377
Development - Migration and asylum	13	20,592,237	16,701,763	3,890,474
Electoral observation	1	2,060,949	2,060,949	0
European Development Fund	13	25,155,147	21,539,320	3,615,826
Human rights & Democracy	24	48,106,607	48,106,607	0
Migration and asylum	16	17,766,809	17,766,809	0
Neighbourhood - Mediterranean & Eastern Europe	2	11,899,735	6,496,143	5,403,592
NEW Democracy and Human Rights	13	23,713,718	23,354,873	358,845
REHABILITATION/REFUGEES	4	3,214,842	3,214,842	0
Stability	1	1,542,583	1,542,583	0
TACIS	16	24,628,942	24,628,942	0
Total	116	219,842,421	205,133,615	14,708,806



EuropeAid Financial Contributions to INTERNATIONAL ORGANIZATION FOR MIGRATION

List of Contracts 2011								
Contract	Domain	Contract Title / Description	Action Location	Contractor Signature Date	Total Cost (EUR)	EU Contribution (EUR)	EC Contracted as % of Total Programme	Paid Amount (EUR)
268276	DCI-ASIE	Towards Improved Vocational Education and Training in Kyrgyzstan	Kyrgyz Republic	06/12/2011	1,161,202	928,962	80%	665,334
		The overall objective of this proposal is to assist the Kyrgyz Republic in enhancing the capacity of the vocational education and training system (VET) through capacity building VET providers on innovative management practices, strategic development approaches, developing partnerships and making VET attractive to population, unemployed men and women at risk of social exclusion (including potential migrant workers), minors without parental care and others.						
269997	EIDHR	Improving the capacity of local organisations to provide protection assistance to victims of violence	Country wide	25/10/2011	700,000	700,000	100%	350,923
276433	DCI-MIGR	Regional Assisted Voluntary Return and Reintegration Programme for Stranded Migrants in Libya Libya, migrants origin countries	LYBIA	19/12/2011	1,629,263	1,629,263	100%	1,547,800
		To support the Libyan Government s effort to stem irregular migration along the Western and Eastern Migration Routes and assist vulnerable stranded migrants. More specifically, the proposed project will aim: (i) to assist 1,100 stranded migrants, by						
280406	ENPI	Stabilizing at-risk communities and enhancing migration management to enable smooth transitions in Egypt, Tunisia and Libya	Libya-Tunisia	19/12/2011	9,900,000	9,900,000	100%	4,696,382
Subtotal for 2011:					13,390,465	13,158,225		7,260,439



EuropeAid Financial Contributions to INTERNATIONAL ORGANIZATION FOR MIGRATION

List of Contracts 2011								
Contract	Domain	Contract Title / Description	Action Location	Contractor Signature Date	Total Cost (EUR)	EU Contribution (EUR)	EC Contracted as % of Total Programme	Paid Amount (EUR)
Total for 2011:					13,390,465	13,158,225		7,260,439