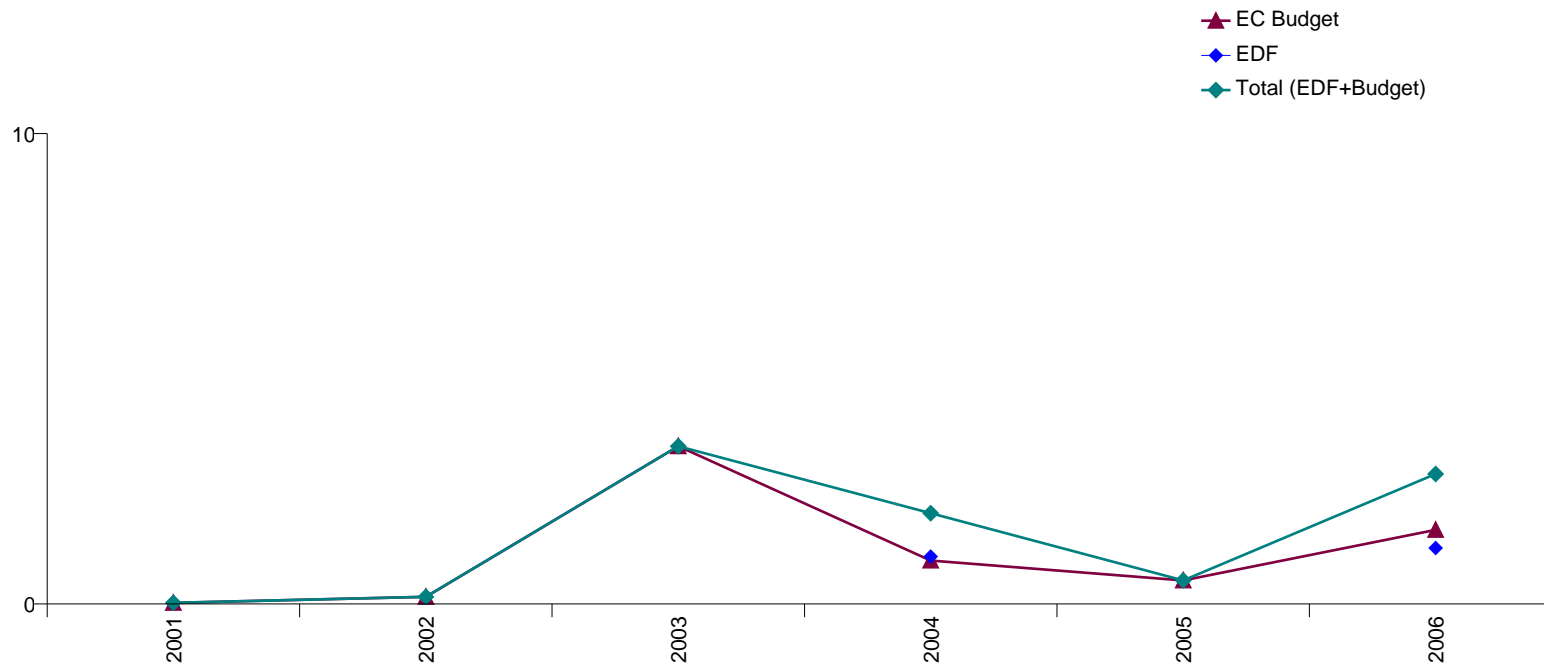


Financial Contributions of EuropeAid to

**ORGANISATION FOR ECONOMIC CO-OPERATION AND
DEVELOPMENT**

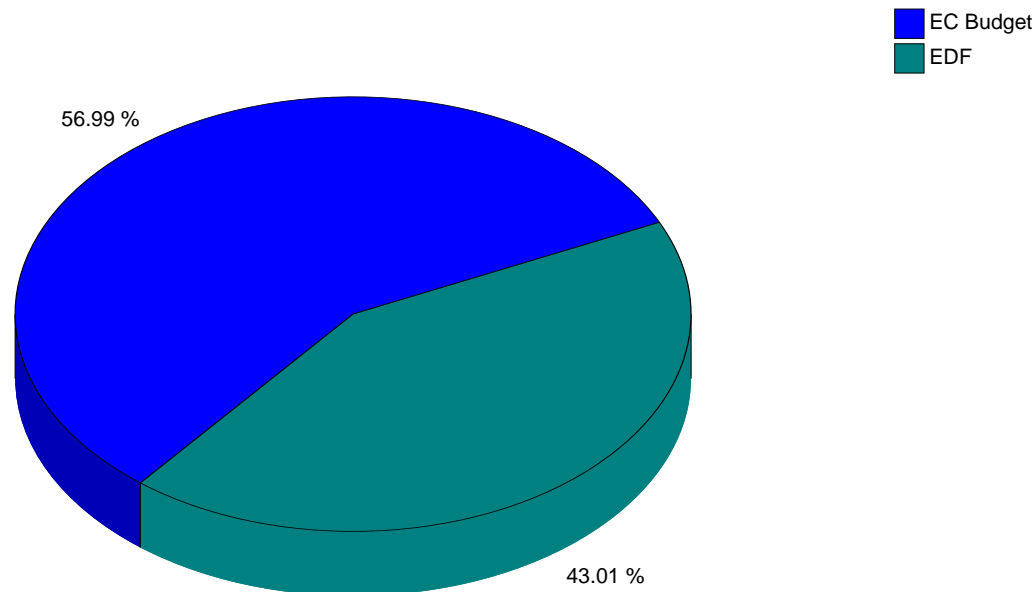
2000-2006

Annually contracted amounts 2000-2006



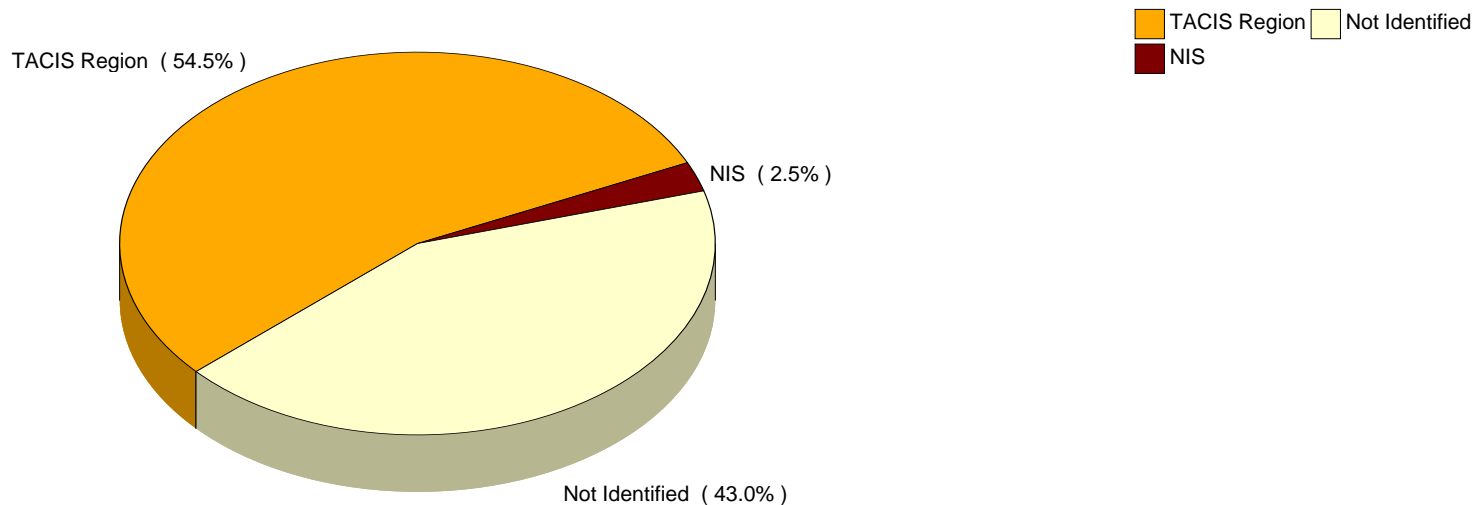
Year	2001	2002	2003	2004	2005	2006	Total
EC Budget	0.02	0.15	3.35	0.92	0.50	1.58	6.53
EDF				1.01		1.19	2.20
Total (EDF+Budget)	0.02	0.15	3.35	1.93	0.50	2.76	8.72

Budget/EDF breakdown - 2006



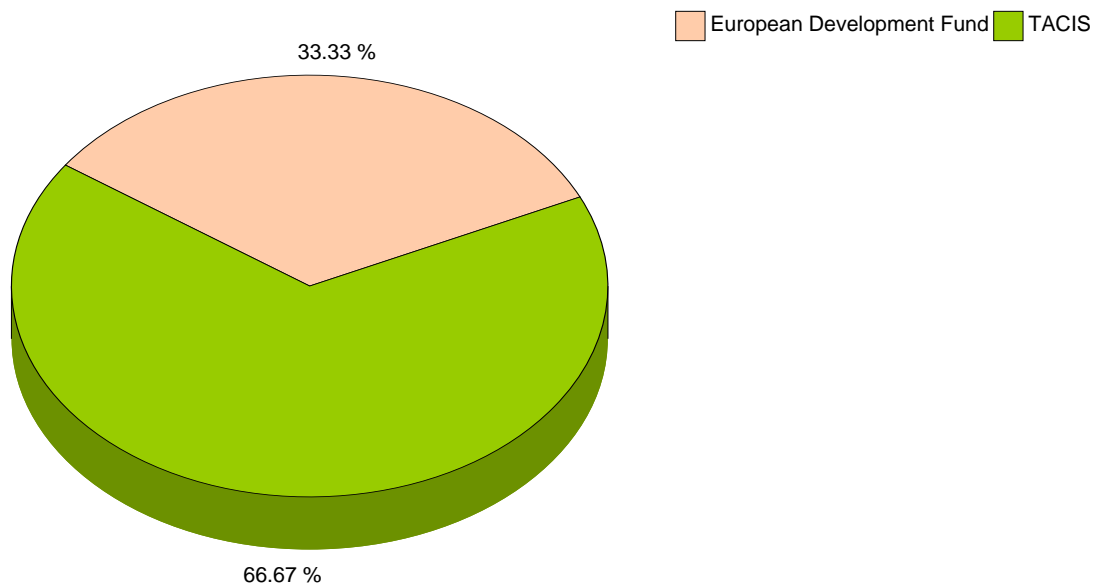
Budget/EDF	Nb	Contracted (EUR)	Paid (EUR)	Balance (EUR)
EC Budget	2	1,575,174	1,411,784	163,390
EDF	1	1,188,730	1,188,730	0
TOTAL	3	2,763,904	2,600,514	163,390

Contracts per geographical region (2006)



Region	Contracted (EUR)
TACIS Region	1,505,438.00
Not Identified	1,188,729.50
NIS	69,736.00
Total	2,763,903.50

Contracts per Domain (2006)



Contract Domain	Nb	Contracted (EUR)	Paid (EUR)	Balance (EUR)
European Development Fund	1	1,188,730	1,188,730	0
TACIS	2	1,575,174	1,411,784	163,390
Total	3	2,763,904	2,600,514	163,390

EuropeAid Financial Contributions to Organisation For Economic Co-operation And Development

List of contracts (2006)								
Contract	Domain	Contract Title / Description	Action location	Contractor Signature Date	Total cost	EU Contribution	EC Contracted as % of total programme	Paid
121609	TACIS	Support to OECD Water Governance Project		25/07/2006	1,584,672	1,505,438	95%	1,348,956
126872	TACIS	Peer review of in the competition area in Ukraine To undertake peer review of the competition law and policy and the enforcement institutions and practices of Ukraine		07/11/2006	73,406	69,736	95%	62,828
196305	FED	AFRICAN ECONOMIC OUTLOOK REPORT 2005/2006 AND 2006/2007		06/07/2006	1,188,730	1,188,730	100%	1,188,730
Total for 2006:					2,846,808	2,763,904		2,600,514