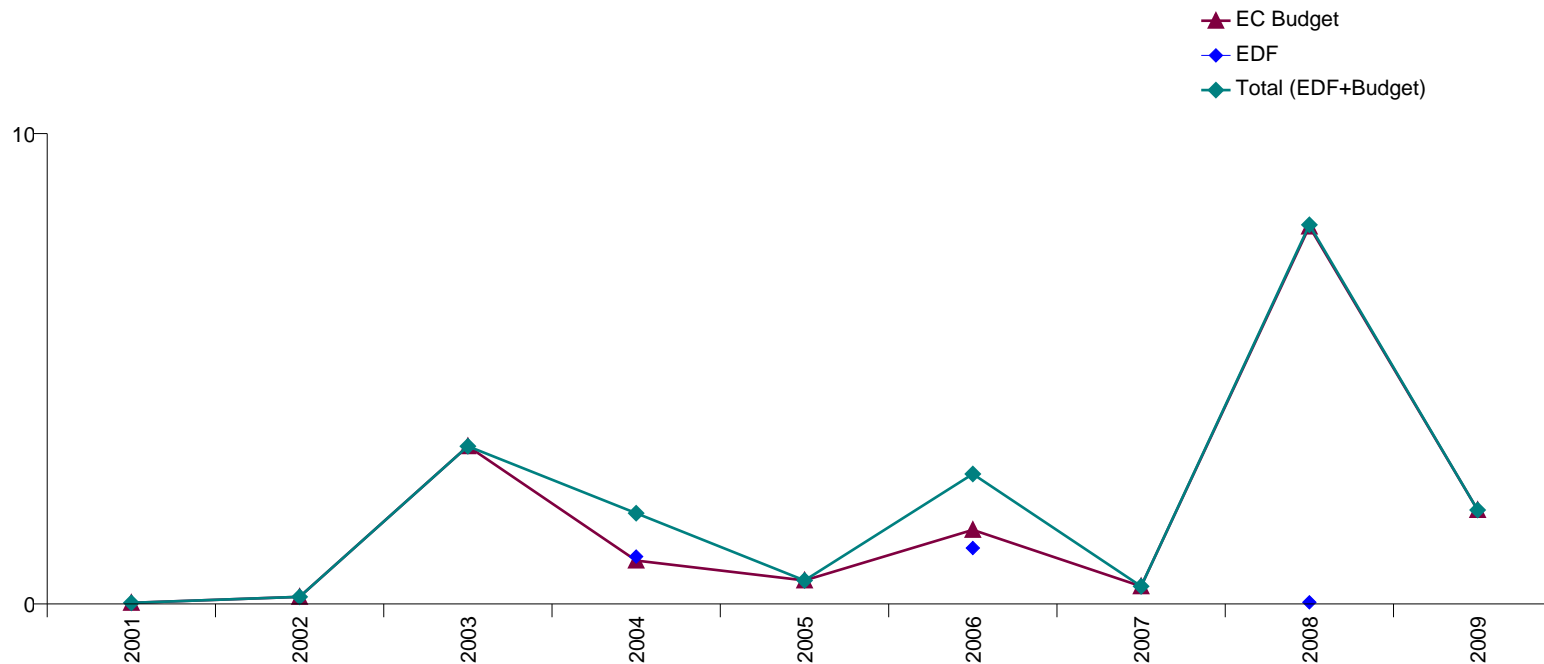


Financial Contributions of EuropeAid to

**ORGANISATION FOR ECONOMIC CO-OPERATION AND
DEVELOPMENT**

2000-2009

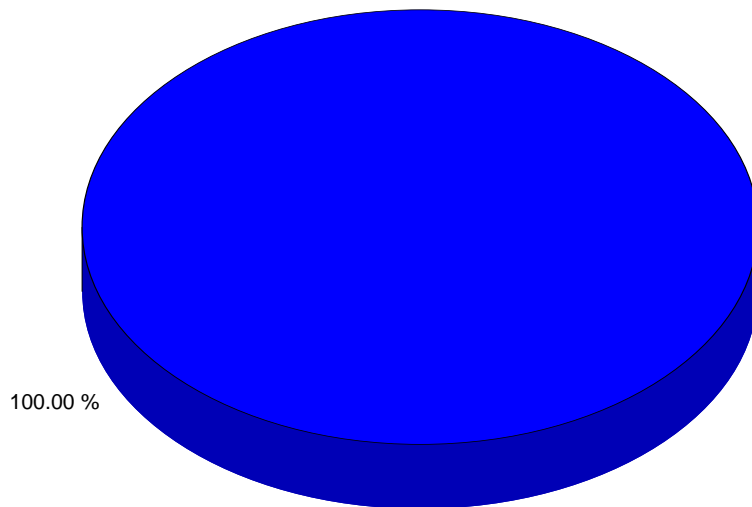
Annually contracted amounts 2000-2009



Year	2001	2002	2003	2004	2005	2006	2007	2008	2009	Total
EC Budget	0.02	0.15	3.35	0.92	0.50	1.58	0.38	8.02	2.00	16.93
EDF				1.01		1.19		0.04		2.23
Total (EDF+Budget)	0.02	0.15	3.35	1.93	0.50	2.76	0.38	8.06	2.00	19.16

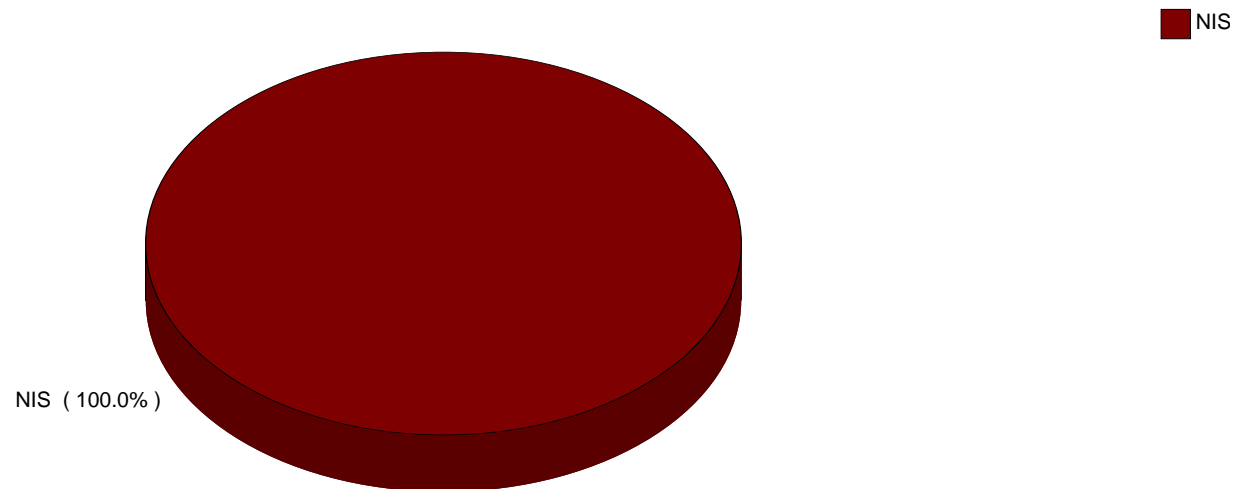
Budget/EDF breakdown - 2009

■ EC Budget



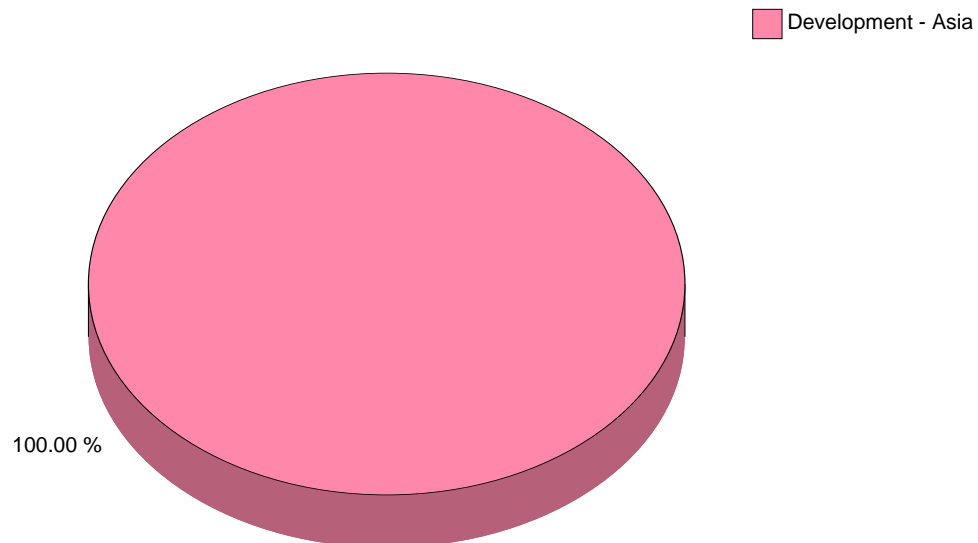
Budget/EDF	Nb	Contracted (EUR)	Paid (EUR)	Balance (EUR)
EC Budget	1	1,999,200	782,279	1,216,921
TOTAL	1	1,999,200	782,279	1,216,921

Contracts per geographical region (2009)



Region	Contracted (EUR)
NIS	1,999,200.00
Total	1,999,200.00

Contracts per Domain (2009)



Contract Domain	Nb	Contracted (EUR)	Paid (EUR)	Balance (EUR)
Development - Asia	1	1,999,200	782,279	1,216,921
Total	1	1,999,200	782,279	1,216,921

EuropeAid Financial Contributions to Organisation For Economic Co-operation And Development

List of contracts (2009)								
Contract	Domain	Contract Title / Description	Action location	Contractor Signature Date	Total cost	EU Contribution	EC Contracted as % of total programme	Paid
215109	DCI-ASIE	Diversifying and Strengthening Kazakhstan's Foreign Direct Investments and Sector Competitiveness	The action takes place in Kazakhstan	09/12/2009	2,040,000	1,999,200	98%	782,279
		Joint-Management with OECD						
Total for 2009:					2,040,000	1,999,200		782,279