

**EuropeAid Financial Contributions
to the World Bank Group
in 2004**

EuropeAid financial contributions to World Bank Group in 2004

These statistics provide two sets of data: the first concerns the grants awarded, the second concerns the payments made.

1. For the grants, all of which were awarded as contributions to trust funds, the sources were the two Information Systems used by EuropeAid (*). The data here presented include the list of grants awarded in 2004 (**) and the corresponding main features as the title, amount, start/end date, beneficiary country and the OLAS/ CRIS numbers for obtaining from the Information Systems further information as the responsible persons, reports, payments made.

Two charts have been added on the geographical share of the 2004 contributions, one which takes into consideration the Highly Indebted Poor Countries (HIPC: the programme for cancelling the debt of the poorest countries) and one which omits it.

In addition, two graphs show the development of EuropeAid contributions since 1999, one with HIPC and the other without (***). These graphs indicate that Europeaid contributions were modest until 2001 and that they increased steadily after the signature of the Framework Agreement in November 2001.

2. For payments the source was the accounting department of the World Bank Trust Fund division. A table shows payments during period 1997-2004 for each trust fund. It should be noted that the title given by the World Bank does not always coincide with that recorded in EuropeAid Information Systems.

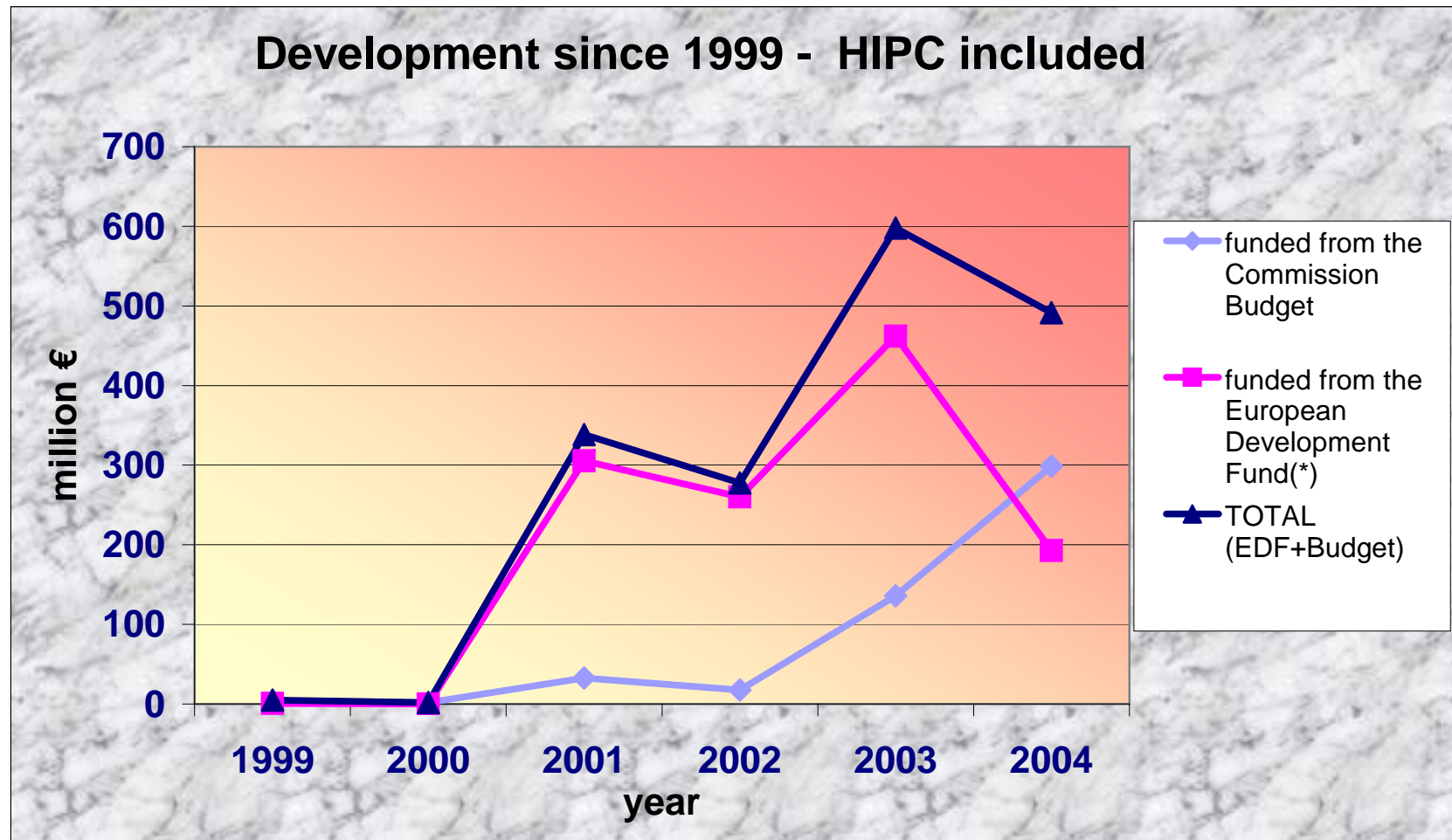
A graph has been added on payments' development since 1997.

(*) OLAS for aid programmes funded out of the European Development Fund (to Africa, Caribbean and Pacific (ACP), approximately € 3 billion per year) and CRIS for aid programmes funded out of the general Commission budget (to the remaining countries, approximately € 4 billion per year).

(**) signed by both EuropeAid and the World Bank between 1 January and 31 December.

(***) HIPC contributions, which total € 887,5 million (of which 680 funded in 2000 and 200 in 2003 out of the European Development Fund and 7,5 funded in 2003 from the Commission budget), have been accounted according to annual payments, and not amounts annually contracted.

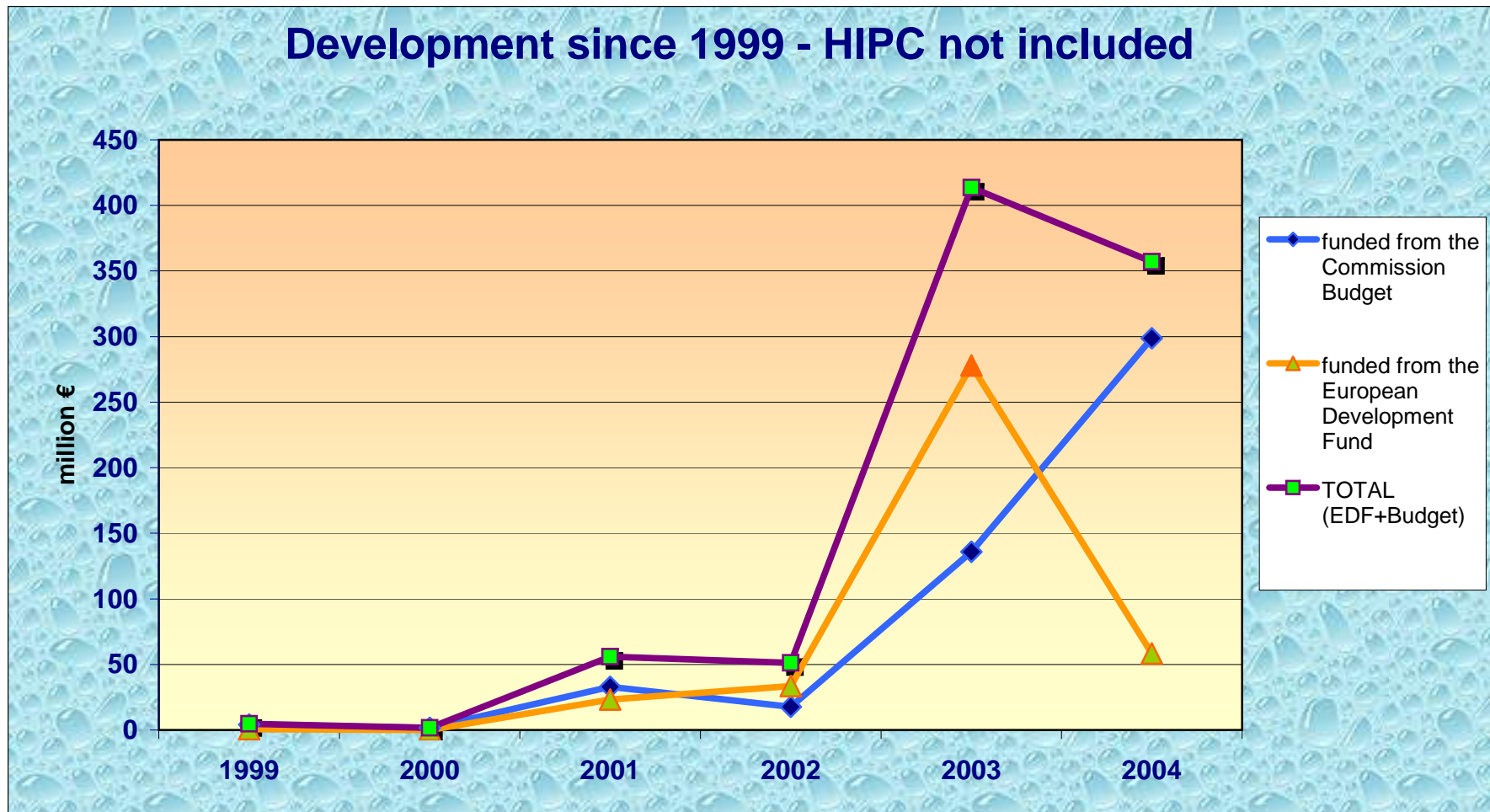
EuropeAid annual financial contributions to the World Bank Group



Nota: the peak in 2003 is due to the € 230 million contribution to the Trust Fund for Fight against AIDS, Tuberculosis and Malaria

9 September 2005

EuropeAid annual financial contributions to the World Bank Group



Nota: the peak in 2003 is due to the € 230 million contribution to the trust fund for Fight against AIDS, Tuberculosis and Malaria

9 September 2005

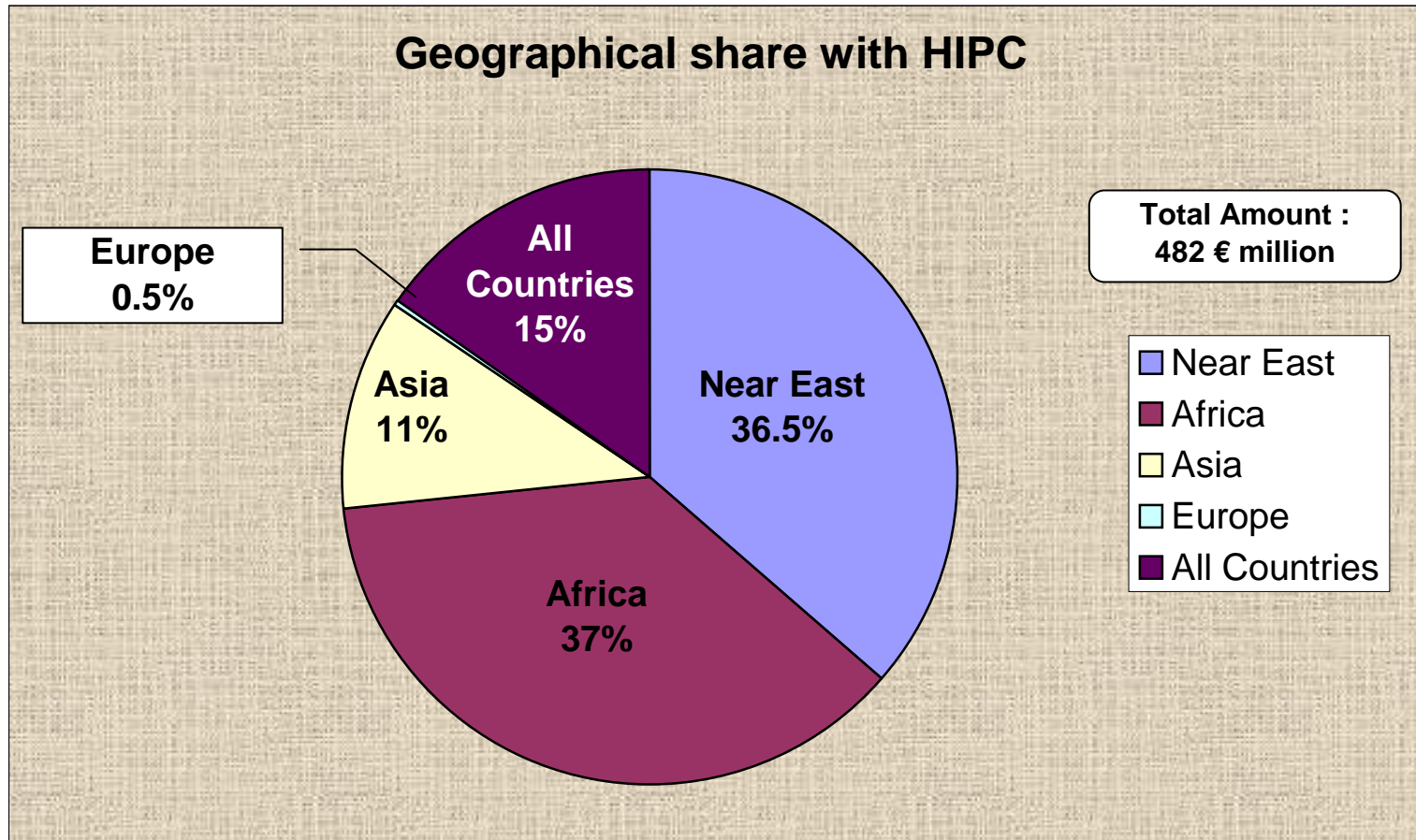
Contracts awarded by EuropeAid and signed by the World Bank in 2004

World Bank LEF
6000055558

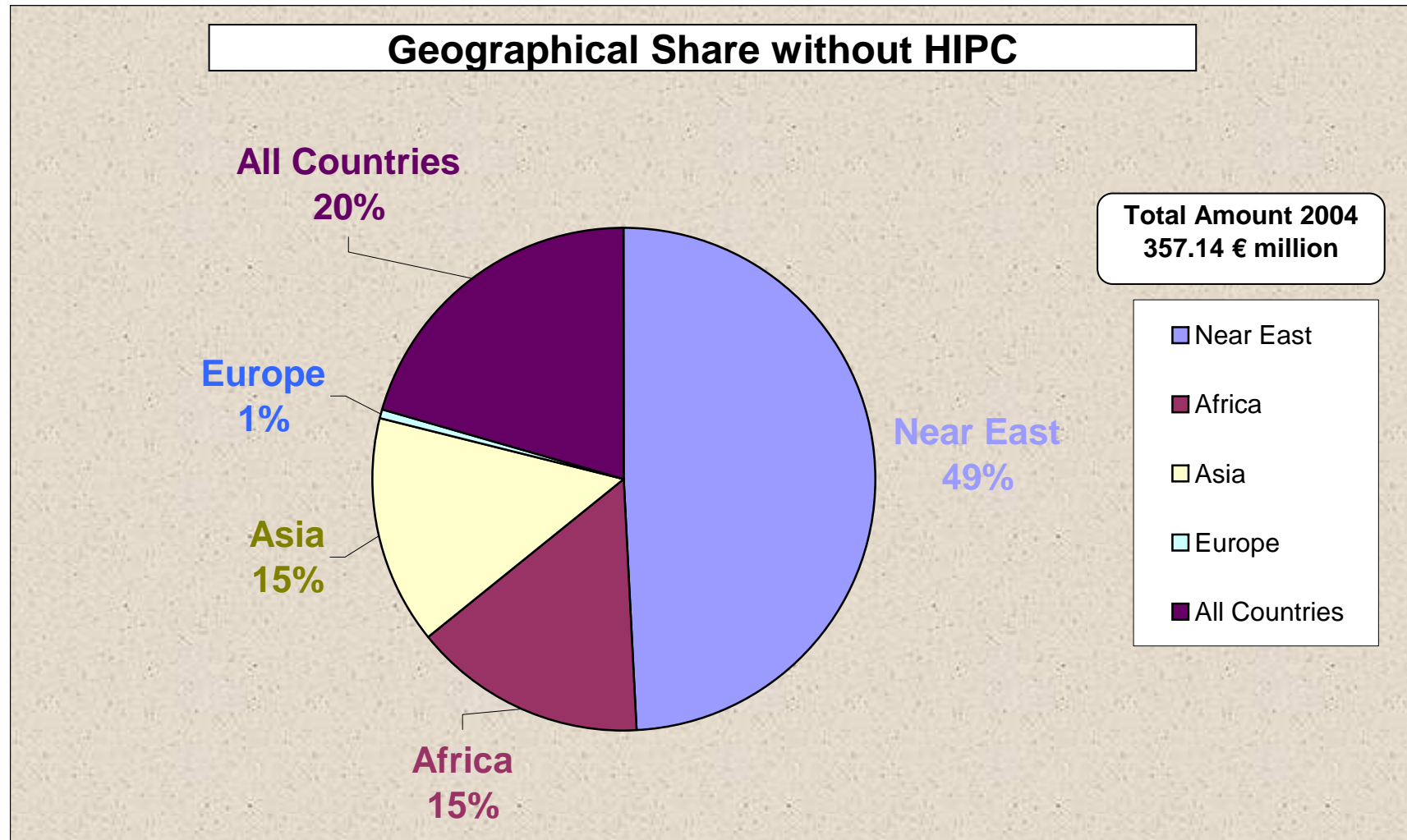
Programme/Contracts Numbers		WB Trust Funds Numbers		Projects Title	Beneficiary Regions	EC : Single/ Multi-donor	Dates Sign. Contractor/EC	Start&End Dates	Amounts
Domain	CRIS/OLAS References	TF References							
MED/2004	82205			IRAQ IRFFI	Proche Orient	SD	05/05/2004 04/05/2004	15/05/2004 15/05/2005	80 000 000,00
MED/2004	91315	53450		DEV Yemen	Proche Orient	SD	30/11/2004 30/11/2004	01/01/2005 31/12/2007	8 000 000,00
MED/2004	85339			WestBankGaza ESSP	Proche Orient	MD	28/07/2004 05/08/2004	01/07/2004 13/08/2005	22 750 000,00
MED/2004	86992	53218		Administration Agreement Public Financial Reform	Proche Orient	SD	30/07/2004 30/07/2004	27/07/2004 27/07/2005	65 000 000,00
FOOD/2004	87271			Agricultural Research	Tous Pays	SD	30/11/2004 28/09/2004	01/12/2004 01/12/2008	22 350 000,00
ASIE/2004	84875	50576		Afghanistan ARTF	Asie	SD	26/06/2004 23/06/2004	26/06/2004 26/03/2006	30 000 000,00
ASIE/2004	84906	50576 (NSP)		Afghanistan ARTF	Asie	SD	10/08/2004 09/08/2004	11/08/2004 11/05/2006	15 000 000,00
ASIE/2004	82219			Timor-Leste	Asie	MD	28/06/2004 22/06/2004	29/06/2004 29/06/2008	6 854 530,00
CARDS/2004	77564	52657		Croatia - Cadastre	Europe	SD	18/02/2004 16/02/2004	19/02/2004 19/02/2006	2 000 000,00
ENV/2004	86364	53912		FLEG (Forest Law)	Tous Pays	MD	16/12/2004 02/12/2004	16/12/2004 30/06/2008	3 100 000,00
SANTE/2004	81520			Contri GF/2004	Tous Pays	SD	29/04/2004 19/04/2004	1/06/2004 31/05/2005	500 000,00
SANTE/2004	85369			Amend to Sante agreement	Tous Pays	SD	27/07/2004 16/07/2004	28/07/2004 28/07/2005	42 000 000,00
TACIS/2004	88688			Adm barriers SME (Ukraine)	Tacis Regions	MD	27/11/2004 12/11/2004	27/11/2004 27/01/2006	500 000,00
TACIS/2004	91241			Land Reform (Russia)	Tacis Regions	MD	20/12/2004 15/12/2004	01/01/2005 31/12/2005	274 645,00
TACIS/2004	91242			Corp.Social Resp (Russia)	Tacis Regions	MD	16/12/2004 14/12/2004	01/01/2005 31/12/2005	136 020,00
SANTE/2004	98604			interests global Grant	Tous Pays	SD	28/12/2004 27/12/2004	30/06/2006	319 713,42
INFODEV/2004	FED/RPR/12764			Thematic Study ICT Sector	Tous Pays	SD	02/2004 addendum on 29/10/2004	17/12/2003 31/01/2005	245 000,00
9 ACP ANG 1 #1	016-398	AA. TF 053490		Programme of Support to the Social Fund FAS III ENV.A : Non focal sector : good governance (total Costs - EU Contribution : 45,000,000 €) Angola	Afrique	SD	22/09/2004	22/09/2004 31/01/2007	29 000 000,00
9 ACP ANG 3 #1	016-398	AA. TF 053490		Programme of Support to the Social Fund FAS III ENV.A : Non focal sector : good governance (total Costs - EU Contribution : 45,000,000 €) Angola	Afrique	SD	22/09/2004	22/09/2004 31/01/2007	16 000 000,00
9 ACP RPR 14 / 1				Microfinance Framework Prog	Tous Pays	SD	01/12/2004	01/12/2004 30/11/2008	5 115 000,00
9 ACP RPR 1 #1	/			SSATP Programme Agreement (Sub Saharian African Transport) (total Costs - EU Contribution : 8,000,000 €)	Afrique	MD	10/02/2004	01/03/2004 31/12/2008	8 000 000,00

357 144 908,42

EuropeAid Financial Contributions granted to the World Bank Group in 2004



EuropeAid Financial Contributions granted to the World Bank Group in 2004



Payments 1997-2004

1 997 1 998 1 999 2 000 2 001 2 002 2 003 2 004 Total

GLOBAL/REGIONAL PROGRAMS/ACTIVITIES

Africa Water Resources Management Initiative (AWRMI)				427 420		70 621			498 041
African Virtual University (AVU)					469 742				469 742
ASEM-EU Asian Financial Crisis Response			7 338 750	3 865 275	2 533 650	9 863 500	7 438 500		31 039 675
ACP/EU Commodities Risk Management TF					784 266	830 516			1 614 782
Consultative Group on International Agricultural Research					13 917 233	24 638 258	25 391 992	27 169 140	91 116 623
Environmental Action Plan for Gulf of Aquaba	53 975	257 849		16 331					328 154
Demobilization and Reintegration Program						8 858 000			8 858 000
Global Coalition for Africa			403 300	-201 280	176 250				378 270
Global Fund for Aids, Tuberculosis and Malaria						127 614 500	262 650 200		390 264 700
InfoDev							1 153 703		1 153 703
Capacity building - competition and trade							307 596		307 596
Clean air initiative in sub-saharan african cities							312 427		312 427
EC/WB joint office for south east europe(brussels)							406 701		406 701
Private participation in mediterranean infrastructure-phase 2									0
Study on appropriate pri systems to support smi's in meda region							115 621		115 621
Trade Poverty and Environment							869 253		869 253
Greater Great Lakes Demobilization and Reintegration							10 698 000		10 698 000
Highly Indebted Poor Countries				282 357 138	226 512 312	184 122 000	134 225 104		827 216 555
KCP-Investment Climate and Trade and Integration TF							163 015		163 015
Land Market Liberalization and the Welfare of the Rural Poor				167 481					167 481
Forest Law Enforcement and Governance							451 745		451 745
MNA - Regional Initiative for Dryland Management							1 673 475		1 673 475
Managing The Environment Locally In Sub-Saharan Africa	311 122	180 113	192 174	165 712					849 121
Mediterranean and Middle East Water Initiative		333 385							333 385
Mediterranean Environmental Technical Assistance Programme	219 943	217 164		403 024		2 325 890	2 224 900		5 390 920
Pilot Program to Preserve the Brazilian Rain Forest	6 885 529	6 164 289	7 179 330	1 278 060	2 327 623		9 971 073		33 805 903
Public Expenditure & Financial Accountability (PEFA)						752 726	143 116		895 842
Public-Private Infrastructure Development In MENA	122 085	208 780	217 785	382 339	290 736	357 373	429 805	467 730	2 476 633
Special Program For Africa (SPA)		78 063							78 063
Sub-Saharan Africa Transport Program (SSATP)	79 582	68 339					4 889 800		5 037 720
Tacis Program for Joint EC/World Bank Office						262 230	354 345		616 575
The Economics of an HIV/AIDS Vaccine in the Developing Countries					375 009	117 381			492 389
World Bank Institute	1 030 781	759 354	224 259	229 716	174 198	465 832			2 884 141
<i>Sub Total:</i>	8 703 016	8 267 336	7 813 548	10 644 652	303 743 154	267 854 789	359 304 658	454 633 098	1 420 964 251

COFINANCING PROGRAMS/SUB-NATIONAL ACTIVITIES

East Timor Trust Funds					16 266 250	29 704 628	8 784 000		54 754 878
EU Health Programme for East Timor								10 240 313	10 240 313
Eritrea Demobilization and Reintegration Program								16 856 775	16 856 775
Pakistan, Second Social Program Project (SAPP11)					16 480 600	12 689 600			29 170 200
Croatia-Real Property Registration and Cadastre Project								2 798 125	2 798 125
Tonga Cyclone Emergency Recovery and Management Project							649 444		649 444
West Bank/Gaza Trust Funds							10 092 000	25 303 549	35 395 549
<i>Sub Total:</i>	0	0	0	0	32 746 850	42 394 228	19 525 444	55 198 761	149 865 283

COUNTRY PROGRAMS/ACTIVITIES

Algeria-Agricultural Sector Adjustment Loan				19 215						19 215
Afghanistan Reconstruction								32 217 675	36 112 800	68 330 475
Madagascar-EP2 - Donor Secretariat									152 303	152 303
Montenegro-Assistance to Establishment and Investment Promotion Agency									158 475	158 475
Morocco-Competitiveness Study	359 904									359 904
China-Energy Conservation Project	3 837 483		889 280							4 726 763
Albania-Unwind Insolvent Fund-Raisers-EC Grant			1 060 512	236 496						1 297 008
Pakistan-MSU For Social Action Program		219 231	216 285	102 753	-1 016					537 253
Bangladesh-Health and Population Program Project							30 014 130		786 819	30 800 949
Budapest Roma Conference									171 998	171 998
Iraq Holding Trust Fund									94 497 852	94 497 852
Iraq- World Bank Iraq Trust Fund									3 626 550	3 626 550
Republic of Congo-Capacity Building Support								5 727 000		5 727 000
Mozambique Enterprise Development Project								1 904 232		1 904 232
Madagascar Environment Program									152 481	152 481
<i>Sub Total:</i>	4 197 387	219 231	2 166 077	358 464	-1 016	30 014 130	40 001 388	135 506 796		212 462 457

CONSULTANT TRUST FUNDS/STAFF PROGRAMS

Secondments, Staff Exchange Programs, Professional Development Programs	114 977									114 977
<i>Sub Total:</i>	0	114 977	0	0	0	0	0	0	0	114 977

OTHER WORLD BANK GROUP ACTIVITIES

IFC Technical Assistance Trust Fund Program								5 852 000		5 852 000
<i>Sub Total:</i>	0	0	0	0	0	0	0	5 852 000	0	5 852 000

Grant Total: 12 900 403 8 601 544 9 979 626 11 003 116 336 488 988 340 263 147 424 683 491 645 338 655 1 789 258 969

Note: This information was drawn from the Bank's internal accounting system for the trust fund portfolio. It is not audited. This information uses the cash basis of accounting which differs from the generally accepted accounting principles. Under the cash basis of accounting, receipts are recorded when collected rather than when pledged.

Annual Payments

million US \$

