

WESTERN CAROLINA

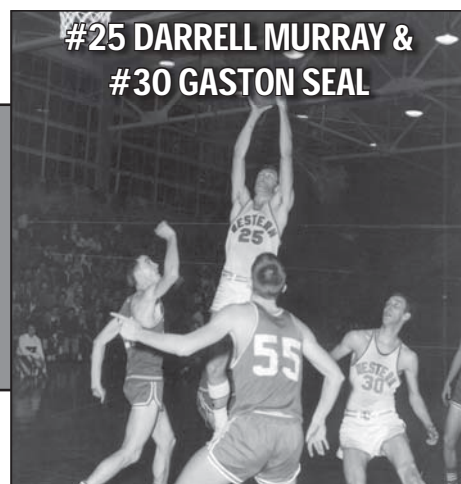


CATAMOUNT BASKETBALL



WCU ALL-TIME HISTORY & RECORDS



WESTERN CAROLINA INDIVIDUAL RECORDS



INDIVIDUAL SINGLE-GAME RECORDS

Most Points Scored:
.....60, Henry Logan vs. Atlantic Christian, 1/6/67

Most Field Goals Attempted:
.....33, Henry Logan, vs. Atlantic Christian, 1/6/67

Best Field Goal Percentage:
.....1.000 (9-9), Bobby Phillips vs. Limestone, 12/2/97

Most Free Throws Attempted:
..... 26, Frankie King vs. East Tennessee State, 2/23/94

Most Free Throws Made:
.....21, Kevin Martin vs. East Tennessee State, 1/17/04

Best Free Throw Percentage:
.... 1.000 (18-18), Anquell McCollum vs. Marshall, 2/5/96

Most Consecutive Free Throws Made:
.....18, Anquell McCollum vs. Marshall, 2/5/96

Most 3-Point Field Goals Attempted:
..... 17, David Donerlson vs. Elon, 2/20/89

Most 3-Point Field Goals Made:
..... 10, David Donerlson vs. Elon, 2/20/89

Most Rebounds:
.....29, Bob Thompson vs. Atlantic Christian, 1/6/68

Most Steals:
..... 9, Henry Logan vs. High Point, 1968

Most Assists:
.....22, Henry Logan vs. Presbyterian, 12/4/67

Most Blocked Shots:
..... 7, Rans Brempong vs. Mercer, 12/12/00
..... 7, Jeff VanDeMark vs. Appalachian State, 1/27/93
..... 7, Tommy Lavelle vs. Atlantic Christian, 1963-64

INDIVIDUAL SINGLE-SEASON RECORDS

Most Points Scored:..... 1,049, Henry Logan, 1967-68

Best Scoring Average:..... 36.2, Henry Logan, 1967-68

Most FGs Attempted:..... 740, Henry Logan, 1967-68

Most FGs Made:.....404, Henry Logan, 1967-68

Best FG Percentage:.....659 (242-367), Kirby Thurston, 1973-74

Most FTs Attempted:..... 298, Henry Logan, 1967-68

Most FTs Made:..... 241, Henry Logan, 1967-68

Best FT Pct. (min. 2.5ftm/g):... .878 (215-245), Paul Litz, 1970-71

Most Consecutive FTs Made:.....42, Kevin Martin, 2001-02

Most 3-Point FGs Attempted:..... 241, Anquell McCollum, 1995-96

Most 3-Point FGs Made:..... 99, Anquell McCollum, 1995-96

Most 3-Point FGs Made Per Game:.....3.3, Terry Boyd, 1991-92

Best 3-Point Percentage:
..... 542 (45-83), Quentin Moore, 1983-84

Most Rebounds:..... 446, Greg Wittman, 1967-68

Best Rebound Average:..... 15.4, Greg Wittman, 1967-68

Most Assists:..... 298, Henry Logan, 1967-68

Best Assist Average:..... 10.5, Henry Logan, 1964-65

Best Assist-to-Turnover Ratio:
..... 2.3 to 1, Maurice Williams, 1992-93

Most Steals:..... 81, Brigham Waginger, 2008-09

Best Steal Average:..... 2.61, Brigham Waginger, 2008-09

Most Blocked Shots:..... 93, Rans Brempong, 2000-01

Best Blocked Shot Average:..... 3.0, Rans Brempong, 2000-01

Most Personal Fouls:..... 115, Danny Tharpe, 1962-63

Most Games Played:..... 36, Wilson Scott, 1971-72
..... 36, Albert Toomer, 1971-72

INDIVIDUAL CAREER RECORDS

Most Points Scored:..... 3,290, Henry Logan, 1965-68

Best Scoring Average:..... 30.7, Henry Logan, 1965-68

Most FGs Attempted:..... 2,149, Henry Logan, 1965-68

Most FGs Made:..... 1,263, Henry Logan, 1965-68

Best FG Percentage:..... .629 (463-736), Kirby Thurston, 1974-75

Most FTs Attempted:..... 1,025, Henry Logan, 1965-68

Most FTs Made:..... 764, Henry Logan, 1965-68

Best FT Pct (min. 300 ftm):... .856 (554-647), Greg Dennis, 1979-82

Most 3-Point FGs Attempted:.... 670, Anquell McCollum, 1993-96

Most 3-Point FGs Made:..... 245, Anquell McCollum, 1993-96

Most 3-Point FGs Made Per Game:..... 2.8, Terry Boyd, 1991-92

Best 3-Point Percentage (min.0.5 3fgm/g):
......497 (74-149), Quentin Moore, 1981-84

Most Rebounds:..... 1,354, Greg Wittman, 1966-69

Best Rebound Average:..... 12.5, Kirby Thurston, 1974-75

Most Assists:..... 1,037, Henry Logan, 1965-68

Best Assist Average:..... 9.7, Henry Logan, 1965-68

Best Assist-to-Turnover Ratio:
..... 2.18 to 1, Vincent Walker, 1984-87

Most Steals:..... 221, Henry Logan, 1965-68

Best Steal Average:..... 2.1, Henry Logan, 1965-68

Most Blocked Shots:..... 308, Rans Brempong, 2001-05

Best Blocked Shot Average:
..... 2.66 (308 in 116 games), Rans Brempong, 2001-05


Most Personal Fouls:..... 371, Danny Tharpe, 1961-64

Games Played:..... 118, Larry Grant, 1070-73


Most Consecutive Games Played:
..... 117, Tommy Lavelle, 1961-64
..... 117, Darrell Murray, 1961-64




WESTERN CAROLINA TEAM RECORDS



#23 BOB THOMPSON



#22 LEE GIBBS



#4 FRANKIE KING

TEAM SINGLE-GAME RECORDS

Most Points Scored:..... 133 vs. Toccoa Falls, 11/26/01

Most Points Scored by Both Teams:
..... 240 (Western Carolina 122, Morris Harvey 118), 1968-69

Most Points Scored in One Half: 71 vs. Piedmont, 1/25/71

Most Points in a Losing Effort:..... 102 vs. Stetson (20T), 12/6/01

Fewest Points Scored in a Game:..... 21 vs. Mars Hill, 1945-46

Biggest Margin of Victory: .. 75 (133-58) vs. Toccoa Falls, 11/6/01

Most Field Goals Attempted: 103 vs. Piedmont, 1/25/71

Most Field Goals Made:
..... 61 vs. Toccoa Falls, 11/6/01 and
..... 61 vs. Piedmont, 1/25/71

Best FG Percentage: 714 (25-35) vs. Campbell, 12/17/82

Best Field Goal Percentage in One Half:
..... 875 (14-16) vs. Xavier (La.), 12/31/88

Most FTs Attempted: 62 vs. North Carolina A&T, 12/6/77

Most FTs Made:..... 45 vs. North Carolina A&T, 12/6/77

Best FT Percentage: 1.000 (21-21) vs. Davidson, 1/5/02

Most 3-Point FGs Attempted: 34, vs. Chattanooga, 2/12/07

Most 3-Point Field Goals Made:
..... 15, UNC Asheville, 11/20/07
..... 15, vs. Atlanta Christian, 11/20/06
..... 15, vs. Chattanooga, 1/14/06

Most Rebounds:..... 83 vs. Piedmont, 1962-63

TEAM SINGLE-SEASON RECORDS

Most Games Played, Regular Season:..... 33, 1971-72

Most Games Played, Including Postseason:..... 36, 1971-72

Most Wins:..... 28, 1962-63

Most Defeats: 25, 2000-01

Fewest Wins:..... 6, four times (last, 2000-01)

Fewest Defeats: 4, 1958-59

Best Winning Percentage: 85.7 (24-4), 1958-59

Longest Winning Streak:..... 11, 1971-72

Longest Losing Streak: 11, 1992-93

Longest Winning Streak on Home Floor:..... 45, 1962-65

Most Home Wins Without a Loss in a Season: 15, 1980-81

Most Points Scored: 3,033, 1971-72

Most Points Surrendered:..... 2,841, 1971-72

Best Scoring Average: 90.2, 1967-68

Most Points Per Game Allowed:..... 86.8, 1990-91

Fewest Points Scored: 765, 1945-46

Fewest Points Allowed:..... 708, 1945-46

Most Combined Points: 5,874, 1971-72

Most 100-Point Games: 8, 1970-71
..... 8, 1952-53

Most 100-Point Games Allowed: 4, four times (last, 1990-91)

Most Field Goals Attempted: 2,547, 1971-72

Most Field Goals Allowed: 2,340, 1971-72

Most Field Goals Made: 1,161, 1971-72

Most Field Goals Made Allowed:..... 1,072, 1971-72

Best Field Goal Percentage:540 (956-1770), 1970-71

Highest FG Percentage Allowed:501 (793-1584), 1987-88

Most Free Throws Attempted: 1,066, 1971-72

Most Free Throws Made: 711, 1971-72

Best Free Throw Percentage:792 (492-621), 1963-64

Most 3-Point Goals Attempted: 699, 2006-07

Most 3-Point Goals Allowed: 690, 1995-96

Most 3-Point Field Goals Made: 237, 2006-07

Most 3-Point Field Goals Allowed: 259, 2006-07

Most 3-Point Field Goals Made Per Game:..... 7.65, 2006-07

Best 3-Point FG Percentage:446 (117-262), 1988-89

Highest 3-Point Percentage Allowed:..... .414 (29-70), 1983-84

Most Rebounds:..... 1,903, 1971-72

Most Rebounds Allowed:..... 1,503, 1971-72

Best Rebound Average:..... 59.4, 1967-68

Most Rebounds Per Game Allowed: 46.8, 1972-73

Most Assists: 647, 1971-72

Best Assist Average:..... 19.2, 1981-82

Most Steals: 298, 2008-09

Most Steals Allowed:..... 264, 1993-94

Best Steal Average:..... 10.2, 1975-76

Most Turnovers: 548, 2000-01

Most Turnovers Forced: 529, 2008-09

Most Personal Fouls:..... 791, 1971-72



#32 KEVIN MARTIN



#13 RANS BREMPONG



WCU TOP INDIVIDUAL SINGLE-GAME PERFORMANCES

INDIVIDUAL SCORING

Pts.	Player	Opponent	Date
60	Henry Logan	Atlantic Christian	Jan. 7, 1967
58	Henry Logan	Elon	Feb. 17, 1968
57	Henry Logan	Pfeiffer	Jan. 15, 1966
55	Henry Logan	Appalachian State	Feb. 14, 1968
53	Henry Logan	Quincy	Dec. 29, 1967
52	Henry Logan	High Point	Feb. 7, 1968
46	Kevin Martin	Coastal Carolina	Nov. 22, 2002
	Henry Logan	Atlantic Christian	Jan. 8, 1966
45	Henry Logan	Guilford	Feb. 12, 1966
	Henry Logan	Newberry	Dec. 15, 1966
44	Kevin Martin	Georgia	Nov. 21, 2003
	Ronald Rogers	North Georgia	Jan. 15, 1953
	Henry Logan	Georgetown (Ky.)	Dec. 10, 1966
	Robert Gaines	Marshall	Jan. 13, 1992
43	Henry Logan	Atlantic Christian	Jan. 6, 1968
42	Kevin Martin	Elon	Jan. 10, 2004
	Terry Boyd	Chattanooga	Mar. 1, 1991
	Henry Logan	Elon	Feb. 4, 1968
	Henry Logan	Milligan	Dec. 28, 1967
	Mel Gibson	Atlantic Christian	Jan. 26, 1963
41	Anquell McCollum	Marshall	Feb. 5, 1996
	Frankie King	Louisville	Dec. 5, 1994
	Frankie King	Davidson	Mar. 5, 1994
	Henry Logan	Pfeiffer	Feb. 12, 1968
	Henry Logan	Lenoir-Rhyne	Feb. 2, 1967
	Henry Logan	Carson-Newman	Dec. 14, 1967
	Henry Logan	Catawba	Dec. 4, 1965
40	Anquell McCollum	VMI	Mar. 2, 1996
	Frankie King	East Tennessee State	Feb. 7, 1994
	Albert Toomer	Elon	Jan. 19, 1974
	Henry Logan	Pfeiffer	Jan. 26, 1968
	Henry Logan	Carson-Newman	Jan. 2, 1967
	Henry Logan	Lenoir-Rhyne	Jan. 5, 1966
	Ronald Rogers	Appalachian State	Mar. 18, 1953

INDIVIDUAL REBOUNDING

Rebs.	Player	Opponent	Date
29	Bob Thompson	Atlantic Christian	Jan. 6, 1968
28	Greg Wittman	High Point	Feb. 29, 1968
24	Tommy Lavelle	Piedmont	Nov. 30, 1963
23	David Smith	Carson-Newman	Feb. 7, 1972
	Greg Wittman	Catawba	Mar. 1, 1968
22	Bob Thompson	Catawba	Jan. 17, 1968
21	Andre Gault	Ferrum	Jan. 7, 1988
	Terry Rutherford	Marshall	Jan. 21, 1978
	Greg Wittman	Presbyterian	Dec. 4, 1967
20	Kirby Thurston	Walsh	Dec. 28, 1973
	Bob Thompson	Newberry	Feb. 24, 1968
	Bob Thompson	Pfeiffer	Feb. 12, 1968
	Greg Wittman	Atlantic Christian	Jan. 27, 1968
	Bob Thompson	Elon	Feb. 4, 1967
	John Brintnall	Pfeiffer	Jan. 18, 1965
	Darrell Murray	Earlham	Dec. 11, 1962

INDIVIDUAL ASSISTS

Assists	Player	Opponent	Date
22	Henry Logan	Presbyterian	Dec. 4, 1967
19	Henry Logan	Catawba	Jan. 20, 1965
18	Lee Gibbs	Mars Hill	Nov. 29, 1976
17	Henry Logan	Atlantic Christian	Jan. 28, 1966
15	Vincent Walker	Marshall	Jan. 26, 1987
	Henry Logan	Catawba	Mar. 1, 1968
	Henry Logan	Newberry	Feb. 24, 1968
	Henry Logan	High Point	Feb. 7, 1968
14	Kevin Young	The Citadel	Feb. 12, 1981
	Henry Logan	Pembroke State	Mar. 5, 1968
	Henry Logan	Montclair	Dec. 8, 1967

INDIVIDUAL STEALS

Steals	Player	Opponent	Date
9	Henry Logan	High Point	Feb. 28, 1968
8	Jay Lassiter	UNC Wilmington	Jan. 19, 1976
7	Brigham Waginger	Elon	Jan. 24, 2008
7	Brigham Waginger	Wofford	Jan. 29, 2007
7	B.J. Thompson	Marshall	Feb. 13, 1993
7	Scott Bradley	St. Andrews	Dec. 29, 1992
7	Terry Boyd	Chattanooga	Jan. 5, 1991
6	Brigham Waginger	vs. Col. of Charleston	March 7, 2009
6	Brigham Waginger	at UNC Greensboro	Feb. 11, 2009
6	Brigham Waginger	Col. of Charleston	Feb. 5, 2009
6	Nick Aldridge	Appalachian State	Feb. 19, 2007
6	Kyle Greathouse	UNC Greensboro	Jan. 6, 2007
6	Kyle Greathouse	Atlanta Christian	Nov. 20, 2006
6	Antonio Russell	Appalachian State	Feb. 7, 2005
6	Kevin Martin	at Appalachian State	Feb. 13, 2004
6	David Berghoefer	Liberty	Dec. 1, 2004
6	Casey Rogers	at Belmont	Dec. 1, 2000
6	Ricky Gandy	Lees McRae	Nov. 23, 1999
6	Dennis Sluder	St. Leo	Nov. 29, 1974



#13 BRIGHAM WAGINGER



WESTERN CAROLINA VS. NATIONALLY-RANKED

YEAR	RANK	TEAM	LOCATION	RESULT	SCORE
1956-57	1	North Carolina	Chapel Hill, N.C.	L	59 77
1974-75	4	N.C. State	Raleigh, N.C.	L	61 119
1974-75	9	Marquette	Milwaukee, Wisc.	L	53 63
1975-76	17	Auburn	Cullowhee	L	76 88
1975-76	13	N.C. State	Raleigh, N.C.	L	94 109
1982-83	16	N.C. State	Raleigh, N.C.	L	66 103
1983-84	8	N.C. State	Raleigh N.C.	L	61 82
1984-85	10	N.C. State	Raleigh, N.C.	L	67 103
1985-86	17	N.C. State	Raleigh, N.C.	L	56 80
1985-86	7	Kansas	Lawrence, Kansas	L	79 101
1986-87	18	N.C. State	Cullowhee	L	75 96
1987-88	16	Kansas	Cullowhee	L	63 68
1993-94	17	Georgia Tech	Atlanta, Ga.	L	55 77
1993-94	15	Minnesota	Minneapolis, Minn.	L	61 79
1993-94	3	Duke	Durham, N.C.	L	67 87
1994-95	20	Georgia Tech	Atlanta, Ga.	L	63 89
1995-96	21	Duke	Durham, N.C.	L	67 107
1995-96	4	Purdue	Alberquerque, N.M.	L	73 71
1996-97	1	Cincinnati	Cincinnati, Ohio	L	72 99
1996-97	24	Alabama	Tuscaloosa, Ala.	L	48 100
1996-97	13	Duke	Durham, N.C.	L	54 104
1998-99	6	Maryland	College Park, Md.	L	46 113
1998-99	24	Clemson	Clemson, S.C.	L	56 82
1998-99	25	Tennessee	Knoxville, Tenn.	L	41 84
1998-99	23	Arkansas	Little Rock, Ark.	L	54 90
2000-01	25	Iowa State	Ames, Iowa	L	53 91
2004-05	18	Alabama	Tuscaloosa, Ala.	L	66 97
2004-05	16	Iowa	Des Moines, Iowa	L	75 88
2005-06	17	Maryland	College Park, Md.	L	57 87
2006-07	22	Clemson	Clemson, S.C.	L	60 103
2007-08	13	Indiana	Bloomington, Ind.	L	52 100
2008-09	2	Connecticut	Storrs, Conn.	L	55 81
2008-09	23	Marquette	Milwaukee, Wisc.	L	77 94
OVERALL RECORD: 0-33		HOME: 0-3		AWAY: 0-30	

WCU'S 100-POINT GAMES (105-3)

Nov. 29, 1948	American Enka	W	100 68	Jan. 25, 1971	Piedmont	W	132 92
Jan. 9, 1952	Piedmont	W	100 62	Feb. 1, 1971	South Carolina State	W	127 107
Jan. 15, 1953	North Georgia	W	115 59	Feb. 19, 1971	at Benedict	W	118 104
Jan. 17, 1953	Piedmont	W	101 59	Feb. 22, 1971	Allen	W	107 61
Jan. 19, 1953	East Carolina	W	102 97	Dec. 1, 1971	Piedmont	W	123 53
Jan., 1953	College of Charleston	W	109 72	Dec. 4, 1971	UNC Asheville	W	102 94
Feb. 3, 1953	at Atlantic Christian	W	108 70	Feb. 2, 1972	at Voorhees	W	108 76
Feb. 14, 1953	at North Georgia	W	108 66	Feb. 17, 1972	Voorhees	W	117 58
Feb. 18, 1953	Appalachian State	W	108 70	Feb. 22, 1972	Allen	W	101 76
Feb. 21, 1953	Tusculum	W	109 72	Feb. 25, 1972	at Southern Tech	L	101 105
Jan. 4, 1954	Piedmont	W	107 89	Jan. 20, 1973	Voorhees	W	106 78
Jan. 20, 1954	North Georgia	W	103 59	Dec. 28, 1973	vs. Greensboro College	W	104 68
Feb. 15, 1954	Carson-Newman	W	107 85	Jan. 10, 1974	Carson-Newman	W	106 82
Jan. 8, 1955	Piedmont	W	110 85	Feb. 2, 1974	at Elon (20T)	W	110 108
Jan. 15, 1955	Milligan	W	101 95	Jan. 24, 1976	Roanoke	W	121 80
Jan. 19, 1957	McCrary	W	105 93	Feb. 2, 1976	at Mars Hill	W	100 84
Dec. 6, 1957	at North Georgia	W	100 67	Feb. 14, 1976	Chattanooga	W	103 84
Jan. 28, 1958	North Georgia	W	109 55	Jan. 10, 1977	North Carolina A&T	W	105 60
Dec. 6, 1962	Piedmont	W	100 58	Nov. 28, 1978	Baptist	W	109 70
Mar. 13, 1963	vs. Miles	W	107 86	Jan. 6, 1979	UNC Greensboro	W	104 74
Mar. 15, 1963	vs. Fort Hayes State	W	100 84	Dec. 1, 1979	Baptist	W	116 76
Nov. 30, 1963	at Piedmont	W	100 38	Dec. 4, 1979	Carson-Newman	W	107 78
Dec. 4, 1963	Piedmont	W	107 47	Jan. 13, 1981	Central Wesleyan	W	108 79
Dec. 13, 1963	Cumberland (Ky.)	W	105 80	Jan. 29, 1981	Campbell	W	100 65
Jan. 4, 1964	Piedmont	W	110 43	Nov. 28, 1981	Methodist	W	103 69
Jan. 25, 1964	Newberry	W	116 64	Nov. 29, 1981	Averett	W	104 51
Feb. 1, 1964	at Atlantic Christian	W	104 66	Jan. 25, 1982	at East Tennessee St.	W	100 91
Dec. 1, 1964	Piedmont	W	109 57	Nov. 27, 1982	Emory & Henry	W	111 65
Dec. 15, 1964	Newberry	W	102 59	Dec. 10, 1983	Methodist	W	107 72
Jan. 19, 1965	Atlantic Christian	W	120 91	Feb. 23, 1984	Marshall (OT)	W	102 100
Nov. 24, 1965	at Piedmont	W	126 53	Feb. 25, 1984	at The Citadel	L	101 106
Nov. 20, 1965	Piedmont	W	124 65	Dec. 20, 1985	Atlantic Christian	W	100 71
Dec. 4, 1965	Catawba	W	105 81	Jan. 8, 1986	Methodist	W	106 45
Jan. 8, 1966	Atlantic Christian	W	113 92	Jan. 7, 1987	Ferrum	W	111 89
Jan. 15, 1966	Pfeiffer	W	109 84	Feb. 18, 1990	Methodist	W	116 75
Jan. 29, 1966	at Atlantic Christian	W	115 87	Dec. 8, 1990	Augusta	W	100 72
Feb. 5, 1966	Elon	W	106 92	Nov. 26, 1991	UNC Asheville	W	100 85
Dec. 5, 1966	Presbyterian	W	106 74	Dec. 6, 1991	vs. Grambling State	W	112 87
Jan. 7, 1967	Atlantic Christian	W	109 72	Feb. 19, 1992	Gardner-Webb	W	102 90
Dec. 8, 1967	Montclair State	W	120 78	Nov. 28, 1994	Milligan	W	102 88
Dec. 28, 1967	vs. Millikin	W	101 93	Jan. 9, 1995	Belmont-Abbey	W	104 63
Dec. 29, 1967	at Quincy (Ill.)	W	116 101	Feb. 5, 1996	Marshall	W	125 105
Jan. 6, 1968	Atlantic Christian	W	117 77	Dec. 2, 1996	Limestone	W	120 76
Jan. 13, 1968	Pfeiffer	W	102 62	Nov. 26, 2001	Toccoa Falls	W	133 58
Feb. 7, 1968	High Point	W	108 90	Dec. 6, 2001	at Stetson (20T)	L	102 104
Feb. 17, 1968	Elon	W	103 73	Nov. 23, 2002	Toccoa Falls	W	119 58
Dec. 4, 1968	Carson-Newman	W	103 86	Dec. 17, 2003	Averett	W	120 46
Dec. 15, 1968	Morris Harvey	W	122 118	Jan. 3, 2004	North Greenville	W	106 61
Nov. 24, 1969	Piedmont	W	109 81	Nov. 23, 2004	Emmanuel	W	108 64
Jan. 12, 1970	Belmont-Abbey	W	108 71	Nov. 23, 2005	Atlanta Christian	W	110 51
Dec. 12, 1970	Benedict	W	118 93	Nov. 20, 2006	Atlanta Christian	W	105 40
Jan. 9, 1971	Belmont-Abbey	W	112 82	Nov. 27, 2006	Toccoa Falls	W	117 58
Jan. 11, 1971	Phiblant Navy	W	100 80	Nov. 20, 2008	Toccoa Falls	W	120 62
Jan. 16, 1971	Appalachian State	W	106 70	Dec. 15, 2008	Tennessee Wesleyan	W	110 67



WESTERN CAROLINA SINGLE-SEASON CHARTS

MOST POINTS SCORED IN A SEASON

	Player	Season	Points
1.	Henry Logan	1967-68	1,049
2.	Henry Logan	1965-66	816
3.	Henry Logan	1966-67	757
4.	Frankie King	1993-94	752
5.	Anquell McCollum	1995-96	751
6.	Frankie King	1994-95	743
7.	Mel Gibson	1962-63	696
8.	Ronald Rogers	1952-53	686
9.	Kevin Martin	2003-04	673
10.	Terry Boyd	1990-91	664
	Henry Logan	1964-65	664

HIGHEST SEASON SCORING AVERAGE

	Player	Season	Gm / Pts	Avg.
1.	Henry Logan	1967-68	29 / 1049	36.2
2.	Henry Logan	1966-67	25 / 757	30.3
3.	Henry Logan	1965-66	28 / 816	29.1
4.	Frankie King	1993-94	28 / 752	26.9
5.	Henry Logan	1964-65	25 / 668	26.7
6.	Frankie King	1994-95	28 / 743	26.5
7.	Anquell McCollum	1995-96	30 / 751	25.0
8.	Kevin Martin	2003-04	27 / 673	24.9
9.	Terry Boyd	1990-91	28 / 664	23.7
10.	Bubba Wilson	1977-78	24 / 565	23.5

SEASON FG PERCENTAGE - MIN 5.0 FGA/GM

	Player	Season	FG-FGA	Avg.
1.	Kirby Thurston	1973-74	242-367	.659
2.	Paul Litz	1970-71	200-315	.635
3.	Kirby Thurston	1974-75	221-369	.599
4.	Mel Gibson	1962-63	285-487	.585
5.	Leroy Gasque	1985-86	181-310	.584
6.	Bennie Goettie	1988-89	213-366	.582
7.	Mel Gibson	1961-62	247-425	.581
8.	Kelvin Wylie	2001-02	117-203	.576
9.	Eric Dailey	1989-90	142-247	.575
10.	Bennie Goettie	1987-88	197-343	.574

3-POINT FGS MADE IN A SEASON

	Player	Season	3FGM
1.	Anquell McCollum	1995-96	99
2.	Anquell McCollum	1994-95	83
3.	Terry Boyd	1991-92	77
4.	Kevin Martin	2001-02	73
5.	Jake Robinson	2007-08	70
6.	David Donerlson	1988-89	67
7.	Terry Boyd	1990-91	65
8.	Jake Robinson	2006-07	64
	Casey Rogers	1998-99	64
	David Donerlson	1989-90	64

3-POINT FGS MADE PER GAME

	Player	Season	GM/3FGM	Avg.
1.	Terry Boyd	1991-92	23 / 77	3.35
2.	Anquell McCollum	1995-96	30 / 99	3.30
3.	Anquell McCollum	1994-95	28 / 83	2.96
4.	Kevin Martin	2001-02	28 / 73	2.61
5.	David Donerlson	1988-89	28 / 67	2.39
6.	Robert Gaines	1992-93	26 / 62	2.38
7.	Casey Rogers	1998-99	27 / 64	2.37
8.	Terry Boyd	1990-91	28 / 65	2.32
9.	David Donerlson	1989-90	28 / 64	2.29
10.	Jake Robinson	2007-08	31 / 70	2.25

SEASON 3-POINT FG PERCENTAGE

	Player	Season	3FG-3FGA	Avg.
1.	Quentin Moore	1983-84	45-83	.542
2.	Joe Stafford	1995-96	58-110	.527
3.	Keith Gray	1988-89	44-85	.517
4.	David Donerlson	1989-90	64-144	.444
5.	David Donerlson	1988-89	67-154	.435
6.	Negus McKenna	2005-06	37-86	.430
7.	Kori Hatcher	2002-03	49-118	.415
8.	Terry Boyd	1991-92	77-186	.414
9.	Anquell McCollum	1995-96	99-241	.411
10.	Jake Robinson	2006-07	64-156	.405
	Eric Wilson	2005-06	30-74	.405
	Emre Atsur	2003-04	34-84	.405

FREE THROWS MADE IN A SEASON

	Player	Season	FTM
1.	Henry Logan	1997-98	241
2.	Ronald Rogers	1952-53	238
3.	Paul Litz	1970-71	215
4.	Cecil McCormick	1952-53	210
5.	Frankie King	1993-94	207
6.	Kevin Martin	2003-04	206
7.	Greg Dennis	1979-80	196
8.	Frankie King	1994-95	193
9.	Henry Logan	1995-66	184
10.	Henry Logan	1966-67	177

HIGHEST SEASON FT PERCENTAGE

	Player	Season	FTM-FTA	Pct.
1.	Kevin Martin	2002-03	174-197	.883
2.	Paul Litz	1970-71	215-245	.878
3.	Greg Dennis	1981-82	165-189	.873
4.	Danny Tharpe	1963-64	138-159	.868
5.	Greg Dennis	1979-80	196-226	.867
6.	Robert Hill	1986-87	76-89	.854
7.	Greg Dennis	1980-81	124-146	.849
8.	Danny Tharpe	1961-62	123-145	.848
9.	David Donerlson	1989-90	86-102	.843
10.	Larry Mayo	1996-97	75-89	.843

REBOUNDS IN A SEASON

	Player	Season	Rebs.
1.	Greg Wittman	1967-68	446
2.	Tommy Lavelle	1962-63	433
3.	Bob Thompson	1967-68	405
4.	Darrell Murray	1962-63	401
5.	Wilson Scott	1971-72	395
	Dave Jones	1959-60	395
7.	John Brintnall	1964-65	369
8.	Kirby Thurston	1973-74	348
9.	Greg Wittman	1966-67	320
10.	Darell Murray	1960-61	317

SEASON REBOUNDING AVERAGE

	Player	Season	G / Rebs.	Avg.
1.	Greg Wittman	1967-68	29 / 446	15.4
2.	Dave Jones	1959-60	27 / 395	14.6
3.	Bob Thompson	1997-68	29 / 405	14.0
4.	Kirby Thurston	1973-74	25 / 348	13.9
5.	John Brintnall	1964-65	27 / 369	13.7
6.	Greg Wittman	1968-69	23 / 308	12.3
7.	Tommy Lavelle	1962-63	35 / 433	12.2
8.	Darrell Murray	1960-61	27 / 317	11.7
9.	Tommy Lavelle	1963-64	26 / 300	11.5
	Tommy Lavelle	1960-61	27 / 311	11.5

ASSISTS IN A SEASON

	Player	Season	Assists
1.	Henry Logan	1967-68	298
2.	Henry Logan	1965-66	272
3.	Henry Logan	1964-65	262
4.	Lee Gibbs	1975-76	231
5.	Casey Rogers	1999-00	213
6.	Henry Logan	1966-67	205
7.	Vincent Walker	1986-87	177
8.	Larry Grant	1971-72	176
9.	Kevin Young	1981-82	169
	Larry Caldwell	1977-78	169

SEASON ASSIST AVERAGE

	Player	Season	G / Assts.	Avg.
1.	Henry Logan	1964-65	25 / 262	10.5
2.	Henry Logan	1967-68	29 / 298	10.3
3.	Henry Logan	1965-66	28 / 272	9.7
4.	Lee Gibbs	1975-76	25 / 231	9.2
5.	Henry Logan	1966-67	25 / 205	8.2
6.	Casey Rogers	1999-00	28 / 213	7.6
7.	Larry Caldwell	1977-78	26 / 169	6.5
8.	Kevin Young	1981-82	27 / 69	6.3
9.	Vincent Walker	1986-87	29 / 177	6.1
10.	Joel Fleming	1997-98	27 / 161	6.0

BLOCKED SHOTS IN A SEASON

	Player	Season	Blks.
1.	Rans Brempong	2000-01	93
2.	Rans Brempong	2004-05	83
3.	Rans Brempong	2001-02	66
4.	Rans Brempong	2002-03	65
5.	Kirby Thurston	1974-75	60
6.	Tommy Lavelle	1962-63	43
7.	Ike Mims	1975-76	38
8.	Jeff VanDeMark	1993-94	36
	Leroy Gasque	1985-86	36
10.	Ike Mims	1976-77	33

STEALS IN A SEASON

	Player	Season	Steals
1.	Brigham Waginger	2008-09	81
2.	Lee Gibbs	1975-76	72
3.	Brigham Waginger	2007-08	69
4.	Bubba Wilson	1974-77	66
5.	Henry Logan	1997-68	62
6.	Frankie King	1993-94	61
	Jay Lassiter	1975-76	61
	Bubba Wilson	1975-76	61
9.	Quinton Lytle	1982-83	60
10.	Harouna Mutombo	2008-09	56
	Terry Boyd	1990-91	56
	Quinton Lytle	1983-84	56
	Jay Lassiter	1976-77	56





ANNUAL STAT LEADER CHARTS

YEAR	POINTS	REBOUNDS	ASSISTS	STEALS	BLOCKS
1950-51	Ronald Rogers (528, 20.3 ppg)				
1951-52	Ronald Rogers (624, 23.1 ppg)				
1952-53	Ronald Rogers (686, 22.9 ppg)				
1953-54	Jim Jordan (496, 20.7 ppg)				
1954-55	Herman Shamel (539, 20.0 ppg)				
1955-56	Bill Bowen (467, 16.1 ppg)				
1956-57	Bill Bowen (588, 18.4 ppg)				
1957-58	Harris Pryor (405, 14.5 ppg)				
1958-59	Dave Jones (379, 13.5 ppg)				
1959-60	Dave Jones (485, 17.0 ppg)	Dave Jones (395, 14.6 rpg)			
1960-61	Mel Gibson (453, 16.7 ppg)	Darrell Murray (317, 11.7 rpg)	Gaston Seal (44)		
1961-62	Mel Gibson (611, 21.1 ppg)	Darrell Murray (264, 9.2 rpg)	Danny Tharpe (23, 0.79 apg)		
1962-63	Mel Gibson (696, 20.4 ppg)	Darrell Murray (401, 11.4 rpg)			
1963-64	Danny Tharpe (438, 16.8 ppg)	Tommy Lavelle (300, 11.5 rpg)			
1964-65	Henry Logan (668, 26.7 ppg)	John Brintnall (369, 13.7 rpg)	Henry Logan (262, 10.48 apg)		
1965-66	Henry Logan (816, 29.1 ppg)	Greg Wittman (280, 10.0 rpg)	Henry Logan (272, 9.71 apg)		
1966-67	Henry Logan (757, 30.2 ppg)	Greg Wittman (320, 11.4 rpg)	Henry Logan (205, 8.2 apg)		
1967-68	Henry Logan (1,049, 36.2 ppg)	Greg Wittman (446, 15.1 rpg)	Henry Logan (298, 10.28 apg)		
1968-69	Greg Wittman (836, 21.5 ppg)	Greg Wittman (308, 12.3 rpg)	Mac Brown (78, 3.12 apg)		
1969-70	Gene McConnell (483, 16.1 ppg)	Gene McConnell (190, 6.3 rpg)	Larry Grant (129, 4.3 apg)		
1970-71	Paul Litz (616, 22.8 ppg)	Paul Litz (303, 11.2 rpg)	Larry Grant (151, 5.39 apg)		
1971-72	Howard Winston (502, 14.3 ppg)	Wilson Scott (395, 10.9 rpg)	Larry Grant (176, 5.03 apg)		
1972-73	Albert Toomer (361, 14.4 ppg)	Wilson Scott (200, 8.3 rpg)	Larry Grant (101, 4.04 apg)		
1973-74	Kirby Thurston (587, 23.4 ppg)	Kirby Thurston (348, 13.9 rpg)	Lee Gibbs (139, 5.56 apg)		
1974-75	Kirby Thurston (548, 21.9 ppg)	Kirby Thurston (275, 11.0 rpg)	Lee Gibbs (150, 5.77 apg)	Lee Gibbs (54)	Kirby Thurston (60)
1975-76	Mike Meadows (423, 16.9 ppg)	Ike Mims (280, 11.2 rpg)	Lee Gibbs (231, 9.24 apg)	Lee Gibbs (72)	Ike Mims (38)
1976-77	Ike Mims (330, 15.0 ppg)	Ike Mims (220, 10.0 rpg)	Bubba Wilson (99, 4.13 apg)	Bubba Wilson (66)	Ike Mims (33)
1977-78	Bubba Wilson (565, 23.5 ppg)	Terry Rutherford (185, 7.7 rpg)	Larry Caldwell (169, 6.5 apg)	Bubba Wilson (38)	Bubba Wilson (28)
1978-79	Raymond Person (484, 17.3 ppg)	Terry Rutherford (240, 8.6 rpg)	Larry Caldwell (118, 4.21 apg)	Greg Dennis (39)	Greg Dennis (15)
1979-80	Greg Dennis (574, 21.3 ppg)	Kenny Trimier (276, 10.2 rpg)	Kevin Young (159, 5.89 apg)	Greg Dennis (45)	Harry Dolan (17)
1980-81	Ronnie Carr (492, 17.6 ppg)	Kenny Trimier (183, 6.5 rpg)	Kevin Young (149, 5.52 apg)	Kevin Young (34)	Si Simmons (13)
1981-82	Ronnie Carr (494, 19.0 ppg)	Kenny Trimier (174, 6.4 rpg)	Kevin Young (169, 6.3 apg)	Kevin Young (48)	Si Simmons (18)
1982-83	Kenny Trimier (471, 16.2 ppg)	Kenny Trimier (224, 7.7 rpg)	Quentin Moore (105, 3.6 apg)	Quinton Lytle (60)	Q. Lytle & K. Trimier (10)
1983-84	Quinton Lytle (582, 20.8 ppg)	Quinton Lytle (141, 5.0 rpg)	Quentin Moore (146, 5.2 apg)	Quinton Lytle (56)	Mike McFarlane (13)
1984-85	Quinton Lytle (490, 17.5 ppg)	Andre Gault (160, 6.2 rpg)	Vincent Walker (138, 4.9 apg)	Vincent Walker (46)	Quinton Lytle (24)
1985-86	Leroy Gasque (456, 16.3 ppg)	Leroy Gasque (210, 7.5 rpg)	Vincent Walker (151, 5.4 apg)	Vincent Walker (37)	Leroy Gasque (36)
1986-87	Robert Hill (439, 15.1 ppg)	Andre Gault (187, 6.4 rpg)	Vincent Walker (177, 6.1 apg)	Robert Hill (30)	Chris Tipton (21)
1987-88	Bennie Goettie (524, 19.4 ppg)	Bennie Goettie (202, 7.5 rpg)	Kenny Brown (133, 4.93 apg)	Robert Hutchinson (45)	Mitch Madden (20)
1988-89	Bennie Goettie (554, 19.7 ppg)	Bennie Goettie (210, 7.5 rpg)	Keith Gray (54, 1.9 apg)	Keith Gray (50)	Keith Gray (14)
1989-90	Donald Donerlson (450, 16.1 ppg)	Eric Dailey (270, 9.6 rpg)	Myron Lewis (119, 4.4 apg)	Myron Lewis (39)	K. Gray & R. Gaines (15)
1990-91	Terry Boyd (664, 23.7 ppg)	Eric Dailey (242, 8.6 rpg)	Carey Rich (160, 5.7 apg)	Terry Boyd (56)	Lamont Turner (17)
1991-92	Terry Boyd (525, 22.8 ppg)	Terry Boyd (134, 5.8 rpg)	Maurice Williams (116, 4.64 apg)	Robert Gaines (47)	Greg Dates (19)
1992-93	Robert Gaines (529, 20.3 ppg)	Robert Gaines (153, 5.9 rpg)	Maurice Williams (125, 4.63 apg)	B.J. Thompson (39)	Jeff Vandemark (18)
1993-94	Frankie King (752, 26.9 ppg)	B.J. Thompson (221, 7.9 rpg)	Anquell McCollum (97, 3.46 apg)	Frankie King (61)	Jeff Vandemark (36)
1994-95	Frankie King (743, 26.5 ppg)	Frankie King (204, 7.3 rpg)	Frankie King (94, 3.36 apg)	Frankie King (42)	Johnny Scott (28)
1995-96	Anquell McCollum (751, 25.0 ppg)	Kevin Kullum (165, 6.1 rpg)	Joel Fleming (144, 4.8 apg)	Anquell McCollum (45)	Kerry Wright (28)
1996-97	Bobby Phillips (380, 14.1 ppg)	Scott Schultz (154, 5.7 rpg)	Joel Fleming (121, 4.65 apg)	Larry Mayo (35)	Johnny Scott (16)
1997-98	Bobby Phillips (457, 16.6 ppg)	Dondrell Whitmore (209, 7.7 rpg)	Joel Fleming (161, 5.96 apg)	Joel Fleming (41)	Jarvis Graham (19)
1998-99	Dondrell Whitmore (393, 13.6 ppg)	Dondrell Whitmore (209, 7.2 rpg)	Casey Rogers (144, 5.3 apg)	Casey Rogers (45)	Dondrell Whitmore (18)
1999-00	Jarvis Hayes (479, 17.1 ppg)	Dondrell Whitmore (214, 7.6 rpg)	Casey Rogers (213, 7.61 apg)	Dondrell Whitmore (51)	Dondrell Whitmore (19)
2000-01	Cory Largent (490, 15.8 ppg)	Willie Freeman (226, 7.3 rpg)	Casey Rogers (139, 4.48 apg)	Casey Rogers (54)	Rans Brempong (93)
2001-02	Kevin Martin (619, 22.1 ppg)	Willie Freeman (181, 6.5 rpg)	Casey Rogers (151, 5.39 apg)	Kevin Martin (51)	Rans Brempong (66)
2002-03	Kevin Martin (546, 22.8 ppg)	Rans Brempong (164, 6.3 rpg)	Kori Hatcher (106, 3.79 apg)	Kevin Martin (33)	Rans Brempong (65)
2003-04	Kevin Martin (673, 24.9 ppg)	David Berghoefer (206, 7.6 rpg)	James Johnson (89, 3.18 apg)	Kevin Martin (50)	Terrence Woodyard (16)
2004-05	David Berghoefer (424, 14.6 ppg)	David Berghoefer (231, 8.0 rpg)	Trey Hopkins (100, 3.33 apg)	Antonio Russell (51)	Rans Brempong (83)
2005-06	Antonio Russell (385, 13.3 ppg)	David Berghoefer (183, 6.3 rpg)	Kyle Greathouse (77, 2.57 apg)	Corey Muirhead (45)	D. Berghoefer & J. Outing (12)
2006-07	Nick Aldridge (548, 18.3 ppg)	Nick Aldridge (211, 7.0 rpg)	Antonio Russell (69, 2.3 apg)	Nick Aldridge (50)	Brandon Giles (12)
2007-08	Brandon Giles (414, 15.3 ppg)	Blake Gallagher (152, 5.1 rpg)	Brigham Waginger (69, 2.2 apg)	Brigham Waginger (69)	Richie Gordon (18)
2008-09	Harouna Mutombo (447, 14.4 ppg)	Harouna Mutombo (142, 4.6 rpg)	Brigham Waginger (102, 3.3 apg)	Brigham Waginger (81*)	Richie Gordon (23)

* BOLD denotes WCU single-season highs



WCU INDIVIDUAL CAREER CHARTS

WESTERN CAROLINA
CAREER 1,000-POINT SCORERS

Rk	Player	Seasons	Points
1.	Henry Logan	1965-68	3,290
2.	Mel Gibson	1960-63	2,021
3.	Ronald Rogers	1950-53	1,960
4.	Kevin Martin	2002-04	1,838
5.	Greg Dennis	1979-82	1,793
6.	Anquell McCollum	1993-96	1,777
7.	Robert Gaines	1990-93	1,680
8.	Greg Wittman	1966-69	1,628
9.	Gene McConnell	1967-70	1,599
10.	Danny Tharpe	1961-64	1,509
11.	Frankie King	1994-95	1,495
12.	Quinton Lytle	1981-85	1,474
13.	Darrell Murray	1961-64	1,472
14.	Ronnie Carr	1980-83	1,455
15.	Harris Pryor	1956-59	1,429
16.	Cory Largent	1999-2002	1,360
17.	Bubba Wilson	1975-78	1,350
18.	Dave Jones	1957-60	1,324
19.	Kenny Trimier	1980-83	1,292
20.	Albert Toomer	1972-75	1,291
21.	Terry Boyd	1991-92	1,189
	Tommy Lavelle	1961-64	1,189
23.	Bob Ray	1952-54, '57	1,187
24.	David Berghoefer	2003-06	1,180
25.	Casey Rogers	1999-2002	1,159
26.	Dondrell Whitmore	1996-2000	1,144
27.	Kirby Thurston	1974-75	1,135
28.	Larry Grant	1970-73	1,122
29.	Howard Wilson	1971-73	1,102
30.	Lee Gibbs	1974-76	1,082
31.	Bennie Goettie	1988-89	1,078
32.	Bill Bowen	1956-57	1,055
33.	Dave Elmore	1958-60	1,044
34.	Corey Muirhead	2003-06	1,025
35.	BRANDON GILES	2006-PRES.	1,021
36.	Charlie McConnell	1963-66	1,018
37.	Wilson Scott	1971-73	1,000

CAREER SCORING AVERAGE

	Player	Seasons	G	Points	Avg.
1.	Henry Logan	1965-68	107	3,290	30.74
2.	Frankie King	1994-95	56	1,495	26.70
3.	Terry Boyd	1991-92	51	1,189	23.32
4.	Kevin Martin	2002-04	79	1,838	23.27
5.	Kirby Thurston	1974-75	50	1,135	22.70
6.	Bennie Goettie	1988-89	55	1,078	19.60
	Ronald Rogers	1950-53	100	1,960	19.60
8.	Nick Aldridge	2006-07	35	642	18.34
9.	Ronnie Carr	1980-82	81	1,455	17.96
10.	Bill Bowen	1956-67	61	1,055	17.30

CAREER REBOUNDS

	Player	Seasons	Rebs.
1.	Greg Wittman	1966-69	1,354
2.	Tommy Lavelle	1961-64	1,281
3.	Darrell Murray	1961-64	1,208
4.	Kenny Trimier	1980-83	857
5.	Gene McConnell	1967-70	795
6.	Gaston Seal	1960-63	781
7.	Bob Thompson	1966-68	771
8.	Wilson Scott	1971-73	756
9.	John Brintnall	1963-66	700
10.	Dondrell Whitmore	1997-00	699

MOST FIELD GOALS MADE IN A CAREER

	Player	Seasons	FGM
1.	Henry Logan	1965-68	1,263
2.	Mel Gibson	1960-63	836
3.	Ronald Rogers	1950-53	735
4.	Gene McConnell	1967-70	686
5.	Ronnie Carr	1980-82	648
6.	Greg Wittman	1966-69	647
7.	Robert Gaines	1990-93	643
8.	Anquell McCollum	1993-96	622
9.	Greg Dennis	1979-82	619
10.	Darrell Murray	1961-64	617

CAREER FIELD GOAL PERCENTAGE

	Player	Seasons	FGM	FGA	Pct.
1.	Kirby Thurston	1974-75	463	736	.623
2.	Pat Sharp	1981-84	407	692	.588
3.	Bennie Goettie	1988-89	410	709	.578
4.	Tommy Lavelle	1961-64	403	758	.532
5.	Charlie McConnell	1963-66	417	795	.525
6.	Henry Logan	1965-68	1263	2419	.522
7.	Bubba Wilson	1975-78	591	1132	.522
8.	Greg Dennis	1979-82	619	1218	.508
9.	Kenny Trimier	1980-83	551	1094	.504
10.	Darrell Murray	1961-64	617	1249	.494



WCU INDIVIDUAL CAREER CHARTS

MOST 3-POINT FGS MADE IN A CAREER

Player	Seasons	3FGM
1. Anquell McCollum	1993-96	245
2. Casey Rogers	1999-2002	207
3. JAKE ROBINSON	2006-PRES.	194
4. Kyle Greathouse	2003-2007	187
5. Kevin Martin	2002-04	174
6. Robert Gaines	1990-93	161
7. Cory Largent	1999-2002	156
8. Terry Boyd	1991-92	142
9. David Donerlson	1989-90	131
10. BRANDON GILES	2006-PRES.	108

MOST 3-POINT FGS ATTEMPTED IN A CAREER

Player	Seasons	3FGA
1. Anquell McCollum	1993-96	670
2. Casey Rogers	1999-2002	643
3. Kyle Greathouse	2003-2007.	528
4. JAKE ROBINSON	2006-PRES.	519
5. Kevin Martin	2002-04.	503
6. Cory Largent	1999-2002	451
7. Robert Gaines	1990-93	434
8. Terry Boyd	1991-92	358
9. BRIGHAM WAGINGER	2006-PRES.	330
10. David Donerlson	1989-90	298

CAREER 3-POINT FG PERCENTAGE - MIN 0.5 3PT FG/GM

Player	Seasons	3FGM	3FGA	Pct.
1. Quentin Moore	1981-84	74	149	.497
2. Joe Stafford	1996-97	99	215	.460
3. Keith Gray	1989-90	80	174	.460
4. Maurice Williams	1992-93	54	121	.446
5. David Donerlson	1989-90	131	298	.440
6. Jake Robinson	2006-pres.	64	158	.405
7. Terry Boyd	1991-92	142	358	.397
8. Robert Hutchinson	1986-88	64	167	.383
9. Bobby Getter	1991-92	36	95	.379
10. JAKE ROBINSON	2006-PRES.	194	519	.374

CAREER FREE THROWS MADE

Player	Seasons	FTM
1. Henry Logan	1965-68	764
2. Greg Dennis	1979-82	554
3. Kevin Martin	2002-04	534
4. Ronald Rogers	1950-53	490
5. Danny Tharpe	1961-64	446
6. Frankie King	1994-95	400
7. Jay Lassiter	1961-64	388
8. Larry Grant	1989-90	363
9. Mel Gibson	1960-63	348
10. Greg Wittman	1966-69	334

CAREER FREE THROW PERCENTAGE - MIN 300 FTM

Player	Seasons	FTM	FTA	Pct.
1. Greg Dennis	1979-82	554	647	.856
2. Kevin Martin	2002-04	534	635	.841
3. Paul Litz	1968-71	323	387	.835
4. Danny Tharpe	1961-64	446	540	.826
5. Frankie King	1994-95	400	513	.780
6. Mel Gibson	1960-63	348	463	.752
7. Henry Logan	1965-68	764	1025	.745
8. Tommy Lavelle	1961-64	388	532	.789
9. Greg Wittman	1966-69	334	468	.714
10. Larry Grant	1970-73	363	533	.681

MOST ASSISTS IN A CAREER

Player	Seasons	Assists
1. Henry Logan	1965-68	1,037
2. Casey Rogers	1999-2002	647
3. Larry Grant	1970-73	557
4. Kevin Young	1979-82	530
5. Lee Gibbs	1974-76	520
6. Vincent Walker	1984-87	495
7. Larry Caldwell	1978-81	475
8. Joel Fleming	1995-98	463
9. Quentin Moore	1981-84	331
10. Anquell McCollum	1993-96	315

MOST BLOCKED SHOTS IN A CAREER

Player	Seasons	Blocks
1. Rans Brempong	2001-05	308
2. Tommy Lavelle	1961-64	112
3. Bubba Wilson	1975-78	84
4. Ike Mims	1976-77	71
5. Jeff VanDeMark	1992-94	70
6. Leroy Gasque	1985-87	67
7. Johnny Scott	1994-97	64
8. Kirby Thurston	1974-75	60
9. Robert Gaines	1990-93	55
10. Tim Ford	1992-95	50

MOST STEALS IN A CAREER

Player	Seasons	Steals
1. Henry Logan	1965-68	221
2. Brigham Waginger	2006-pres.	195
3. Bubba Wilson	1975-78	179
4. Casey Rogers	1999-2002	170
5. Quinton Lytle	1982-85	169
6. Anquell McCollum	1993-96	147
7. Larry Caldwell	1978-81	144
8. Greg Dennis	1979-82	142
9. Robert Gaines	1990-93	136
10. Kevin Martin	2002-04	134
Kenny Trimier	1980-83	134



WESTERN CAROLINA IN THE SOCON TOURNAMENT

VS. CURRENT MEMBERS IN THE SoCon TOURNAMENT

• Appalachian State (2-7)

L	65 - 43	1979	semis
L	67 - 66 (OT)	1980	first
L	63 - 62 (OT)	1986	first
L	86 - 69	1992	first
L	84 - 73	1993	first
W	74 - 64	1995	semis
W	74 - 66	1996	first
L	87 - 68	1997	quarters
L	78 - 59	2007	quarters

• College of Charleston (0-2)

L	80 - 49	1999	semis
L	48 - 67	2009	quarters

• Chattanooga (1-6)

L	79 - 70	1981	semis
L	77 - 75	1983	semis
W	73 - 72 (OT)	1987	first
L	73 - 63	1989	first
L	84 - 83	1991	first
L	63 - 61	1995	championship
L	90 - 75	2000	first

• The Citadel (1-1)

L	66 - 62	1982	first
W	67 - 57	2001	first

• Davidson (4-2)

W	86 - 62	1983	first
L	85 - 76	1987	semis
L	93 - 89	1994	semis
W	78 - 74	1995	quarters
W	69 - 60	1996	championship
W	82 - 77	1999	quarters

• Elon (1-0)

W	69 - 65	2007	first
---	---------	------	-------

• Furman (0-3)

L	71 - 67	1984	first
L	61 - 65	2002	first
L	68 - 73	2004	first

• Georgia Southern (0-2)

L	89 - 81	2003	first
L	69 - 57	2005	first

• UNC Greensboro (0-3)

L	60 - 59	1998	first
L	91 - 69	2001	quarters
L	69 - 65	2006	first

• Wofford (1-1)

W	67 - 64	1999	first
L	44 - 58	2008	first

YEAR-BY-YEAR IN THE SOCON TOURNAMENT

Date	Round	Opponent (Site)	WCU	Opp.	W / L
Feb. 25, 1978	First	at Marshall (Huntington, W.Va.)	56	64	L
Feb. 24, 1979	First	Marshall (Cullowhee, N.C.)	67	50	W
Feb. 25, 1979	Semifinal	vs. Appalachian State (Roanoke, Va.)	43	65	L
Feb. 23, 1980	First	Appalachian State (Cullowhee, N.C.)	(OT) 66	67	L
Feb. 28, 1981	First	at East Tennessee State (Johnson City, Tenn.)	91	80	W
Mar. 6, 1981	Semifinal	vs. Chattanooga (Roanoke, Va.)	70	79	L
Feb. 28, 1982	First	The Citadel (Cullowhee, N.C.)	(OT) 62	66	L
Mar. 10, 1983	First	vs. Davidson (Charleston, W.Va.)	86	62	W
Mar. 10, 1983	Semifinal	vs. Chattanooga (Charleston, W.Va.)	(OT) 75	77	L
Mar. 3, 1984	First	vs. Furman (Asheville, N.C.)	67	71	L
Mar. 1, 1985	First	vs. VMI (Asheville, N.C.)	(OT) 63	65	L
Mar. 2, 1986	First	vs. Appalachian State (Asheville, N.C.)	(OT) 62	63	L
Feb. 27, 1987	First	vs. Chattanooga (Asheville, N.C.)	(OT) 73	72	W
Feb. 28, 1987	Semifinal	vs. Davidson (Asheville, N.C.)	76	85	L
1988	Did Not Qualify				
Mar. 3, 1989	First	vs. Chattanooga (Asheville, N.C.)	63	72	L
Mar. 2, 1990	First	vs. East Tennessee State (Asheville, N.C.)	60	75	L
Mar. 1, 1991	First	vs. Chattanooga (Asheville, N.C.)	83	84	L
Mar. 1, 1992	First	vs. Appalachian State (Asheville, N.C.)	69	86	L
Mar. 4, 1993	First	vs. Appalachian State (Asheville, N.C.)	73	84	L
Mar. 4, 1994	Quarterfinal	vs. East Tennessee State (Asheville, N.C.)	79	78	W
Mar. 5, 1994	Semifinal	vs. Davidson (Asheville, N.C.)	89	93	L
Mar. 3, 1995	Quarterfinal	vs. Davidson (Asheville, N.C.)	78	74	W
Mar. 4, 1995	Semifinal	vs. Appalachian State (Asheville, N.C.)	74	64	W
Mar. 4, 1995	Final	vs. Chattanooga (Asheville, N.C.)	61	63	L
Mar. 1, 1996	Quarterfinal	vs. Appalachian State (Greensboro, N.C.)	74	66	W
Mar. 2, 1996	Semifinal	vs. VMI (Greensboro, N.C.)	97	93	W
Mar. 3, 1996	Final	vs. Davidson (Greensboro, N.C.)	69	60	W
Feb. 28, 1997	Quarterfinal	vs. Appalachian State (Greensboro, N.C.)	68	87	L
Feb. 26, 1998	First	vs. UNC Greensboro (Greensboro, N.C.)	59	60	L
Feb. 25, 1999	First	vs. Wofford (Greensboro, N.C.)	67	64	W
Feb. 26, 1999	Quarterfinal	vs. Davidson (Greensboro, N.C.)	82	77	W
Feb. 27, 1999	Semifinal	vs. College of Charleston (Greensboro, N.C.)	49	80	L
Mar. 2, 2000	First	vs. Chattanooga (Greenville, S.C.)	75	90	L
Mar. 1, 2001	First	vs. The Citadel (Greenville, S.C.)	67	57	W
Mar. 2, 2001	Quarterfinal	vs. UNC Greensboro (Greenville, S.C.)	69	91	L
Feb. 28, 2002	First	vs. Furman (North Charleston, S.C.)	61	65	L
Mar. 5, 2003	First	vs. Georgia Southern (North Charleston, S.C.)	81	89	L
Mar. 3, 2004	First	vs. Furman (North Charleston, S.C.)	68	73	L
Mar. 2, 2005	First	vs. Georgia Southern (Chattanooga, Tenn.)	57	69	L
Mar. 2, 2006	First	vs. UNC Greensboro (North Charleston, S.C.)	65	69	L
Feb. 28, 2007	First	vs. Elon (North Charleston, S.C.)	69	65	W
Mar. 1, 2007	Quarterfinal	vs. Appalachian State (North Charleston, S.C.)	59	78	L
Mar. 7, 2008	First	vs. Wofford (North Charleston, S.C.)	49	58	L
Mar. 7, 2009	Quarterfinal	vs. College of Charleston (Chattanooga, Tenn.)	48	67	L



WESTERN CAROLINA IN THE POST-SEASON

TOURNAMENT HISTORY

	North State/ Carolinas Conference	Southern Conference	Total
Overall.....	16-16	16-28	32-44
First Round.....	9-10	8-17	17-27
Quarterfinals.....	-	5-4	5-4
Semifinals.....	4-5	2-7	6-12
Championship.....	3-1	1-1	4-2

CATAMOUNTS ON THE SoCon ALL-TOURNAMENT TEAM

1978.....	Bubba Wilson.....	2nd
1979.....	Raymond Person.....	2nd
1980.....	Greg Dennis.....	2nd
1981.....	Ronnie Carr.....	1st
.....	Greg Dennis.....	2nd
1993.....	Kenny Trimier.....	1st
.....	Quiton Lytle.....	2nd
1996.....	Clifford Waddy.....	2nd
1987.....	Floyd Showers.....	2nd
.....	Robert Hill.....	2nd
1991.....	Terry Boyd.....	1st
1992.....	Terry Boyd.....	2nd
1994.....	Frankie King.....	1st
.....	Anquell McCollum.....	2nd
1995.....	Frankie King.....	1st
.....	Anquell McCollum.....	1st
.....	Kevin Kullum.....	2nd
1996.....	Anquell McCollum.....	1st
.....	Joel Fleming.....	2nd
.....	Kevin Kullum.....	2nd
1999.....	Casey Rogers.....	2nd
2007.....	Nick Aldridge.....	2nd

WCU VS. FORMER MEMBERS IN THE SoCon TOURNAMENT

• East Tennessee State (2-1)

W	91 - 80	1981	first
L	75 - 60	1990	first
W	79 - 78	1994	quarters

• Marshall (1-1)

L	64 - 56	1978	first
W	67 - 50	1979	first

• Virginia Military Institute (1-1)

L	65 - 63 (OT)	1985	first
W	97 - 93	1996	semis

CATAMOUNTS IN SOCON TOURNAMENT RECORD BOOKS

Top Individual Scoring Performances:

5th-t.....	Terry Boyd.....	42 pts.....	First Rd. vs. Chattanooga - March 1, 1991 (L, 84-83)
7th-t.....	Frankie King.....	41 pts.....	Semifinals vs. Davidson - March 5, 1994 (L, 93-89)
10th-t.....	Anquell McCollum.....	40 pts.....	Semifinals vs. VMI - March 2, 1996 (W, 97-93)

Most Free Throws Made:

1st.....	Greg Dennis.....	19 FTM.....	First Rd. vs. Appalachian State - Feb. 23, 1980 (L-OT, 67-66)
----------	------------------	-------------	---

WESTERN CAROLINA SOCON TOURNAMENT SUPERLATIVES

Individual Points:

Game:.....	Terry Boyd.....	42 pts.....	First Rd. vs. Chattanooga - March 1, 1991 (L, 84-83)
Tournament:.....	Frankie King.....	81 pts.....	1995 SoCon Tournament Runner-Up 31 pts, Quarterfinal vs. Davidson - March 3, 1995 (W, 78-74) 32 pts, Semifinal vs. Appalachian State - March 4, 1995 (W, 74-64) 18 pts, Final vs. Chattanooga - March 5, 1995 (L, 63-61)

Team Points:

Game:.....	97 pts.....	Semifinals vs. VMI - March 2, 1996 (W, 97-93)
Tournament:.....	240 pts.....	1996 SoCon Tournament Championship Quarterfinals vs. Appalachian State - March 1, 1996 (W, 74-66) Semifinals vs. VMI - March 2, 1996 (W, 97-93) Finals vs. Davidson - March 3, 1996 (W, 69-60)



WESTERN CAROLINA NCAA TOURNAMENT SUPERLATIVES

INDIVIDUAL

Points:.....	21.....	Anquell McCollum.....	vs. Purdue - March 14, 1996 (L, 73-71)
Rebounds:.....	10.....	Kevin Kullum.....	vs. Purdue - March 14, 1996 (L, 73-71)
Assists:.....	9.....	Joel Fleming.....	vs. Purdue - March 14, 1996 (L, 73-71)
Field Goals Made:.....	8.....	Anquell McCollum.....	vs. Purdue - March 14, 1996 (L, 73-71)
Field Goals Attempted:.....	21.....	Anquell McCollum.....	vs. Purdue - March 14, 1996 (L, 73-71)
3-Pt Field Goals Made:.....	3.....	Anquell McCollum.....	vs. Purdue - March 14, 1996 (L, 73-71)
.....	Joe Stafford.....	vs. Purdue - March 14, 1996 (L, 73-71)
3-Pt Field Goals Attempted:.....	9.....	Anquell McCollum.....	vs. Purdue - March 14, 1996 (L, 73-71)
Free Throws Made:.....	4.....	Kevin Kullum.....	vs. Purdue - March 14, 1996 (L, 73-71)
Free Throws Attempted:.....	6.....	Kevin Kullum.....	vs. Purdue - March 14, 1996 (L, 73-71)
Minutes Played:.....	37.....	Anquell McCollum.....	vs. Purdue - March 14, 1996 (L, 73-71)
.....	Joel Fleming.....	vs. Purdue - March 14, 1996 (L, 73-71)

TEAM

Rebounds:.....	30.....	vs. Purdue - March 14, 1996 (L, 73-71)
Assists:.....	14.....	vs. Purdue - March 14, 1996 (L, 73-71)
Field Goals Made:.....	28.....	vs. Purdue - March 14, 1996 (L, 73-71)
Field Goals Attempted:.....	56.....	vs. Purdue - March 14, 1996 (L, 73-71)
3-Pt Field Goals Made:.....	7.....	vs. Purdue - March 14, 1996 (L, 73-71)
3-Pt Field Goals Attempted:.....	18.....	vs. Purdue - March 14, 1996 (L, 73-71)
Free Throws Made:.....	8.....	vs. Purdue - March 14, 1996 (L, 73-71)
Free Throws Attempted:.....	15.....	vs. Purdue - March 14, 1996 (L, 73-71)



WESTERN CAROLINA IN-SEASON TOURNAMENT HISTORY

2009-10 - O'Reilly Auto Parts CBE Classic Austin, Texas & Cullowhee, N.C.

Nov. 18	at Texas	Austin, Texas
Nov. 23	vs. Arkansas-Monticello	Cullowhee
Nov. 24	vs. Binghamton	Cullowhee
Nov. 25	vs. Duquesne	Cullowhee

2008-09 - Carrs/Safeway Great Alaska Shootout Anchorage, Alaska

Nov. 27	San Diego State 59	Western Carolina 58
Nov. 28	Western Carolina 76	Louisiana Tech 62
Nov. 29	Western Carolina 71	Northern Illinois 67

2007-08 - Peggy Cronin Classic Cincinnati, Ohio

Nov. 9	Western Carolina 63	Bowling Green 60
Nov. 10	Cincinnati 66	Western Carolina 64
Nov. 11	Belmont 79	Western Carolina 70

2006-07 - Saint Mary's Shamrock Invitational Moraga, Calif.

Dec. 28	Saint Mary's 93	Western Carolina 82
Dec. 29	Rice 67	Western Carolina 62

2005-06 - NABC Classic Blacksburg, Va.

Nov. 10	Western Carolina 56	Bowling Green 50
Nov. 12	Radford 69	Western Carolina 56
Nov. 13	Virginia Tech 54	Western Carolina 40

Two Rivers Shootout Des Moines, Iowa

Nov. 20	Northern Iowa 68	Western Carolina 46
---------	------------------	---------------------

2004-05 - Black Coaches Association Classic Milwaukee, Wis.

Nov. 14	Marquette 75	Western Carolina 64
Nov. 15	Penn State 78	Western Carolina 63
Nov. 16	Jacksonville State 90	Western Carolina 74

2000-01 - America's Youth Classic Nashville, Tenn.

Nov. 17	St. Joseph's 103	Western Carolina 53
Nov. 18	Vanderbilt 85	Western Carolina 63
Nov. 19	South Carolina St. 61	Western Carolina 58

1999-2000 - Ameritas Classic Lincoln, Neb.

Dec. 3	Western Carolina 74	Nebraska 72
Dec. 4	Western Carolina 83	Columbia 81

1998-99 - IGA SuperThrift Sooner Holiday Classic Norman, Okla.

Nov. 28	Oklahoma 102	Western Carolina 51
Nov. 29	Ark.-Little Rock 73	Western Carolina 54

1997-98 - Coca-Cola Classic Fayetteville, N.C.

Nov. 28	UNC Wilmington 60	Western Carolina 72
Nov. 29	Western Carolina 79	Charleston Sou. 68



In 1999-2000, Western Carolina won the Ameritas Classic, hosted by the Univ. of Nebraska in Lincoln. The Catamounts won two games by two-points, upsetting host Nebraska and defeating Columbia to win the title. Jarvis Hayes (24) and Casey Rogers (12) accept the tournament championship trophy and Rogers (far right) accepts the Most Outstanding Performer accolade.

1995-96 - New Mexico Lobo Classic Albuquerque, N.M.

Nov. 24	Mercer 87	Western Carolina 83
Nov. 25	Texas-Arlington 92	Western Carolina 83

1991-92 - Ball State / Cardinal Varsity Club Classic Muncie, Ind.

Dec. 6	Western Carolina 112	Grambling State 87
Dec. 7	Ball State 86	Western Carolina 59

1989-90 - Tampa Tribune Holiday Classic Tampa, Fla.

Dec. 28	South Florida 78	Western Carolina 67
Dec. 29	Coastal Carolina 67	Western Carolina 63

1988-89 - Gold Rush Classic New Orleans, La.

Dec. 30	Montavello 66	Western Carolina 64
Dec. 31	Western Carolina 76	Xavier (La.) 72

1984-85 - UNC Charlotte Holiday Classic Charlotte, N.C.

Nov. 30	Western Carolina 69	UNC Wilmington 68
Dec. 1	Appalachian State 77	Western Carolina 66

1983-84 - Fiesta Classic Tempe, Ariz.

Dec. 2	Arizona State 82	Western Carolina 67
Dec. 3	Western Carolina 82	St. Mary's (Calif.) 77

Volunteer Classic Knoxville, Tenn.

Dec. 16	Louisiana Tech 72	Western Carolina 48
Dec. 17	Montana State 77	Western Carolina 60

1981-82 BYU Cougar Classic Provo, Utah

Dec. 11	Western Carolina 58	LaSalle 55
Dec. 12	Brigham Young 86	Western Carolina 63

1978-79 - Florida Citrus Invitational Lakeland, Fla.

Dec. 8	Mercer 83	Western Carolina 71
Dec. 9	St. Peter's 69 (OT)	Western Carolina 68

1975-76 - Columbus College Invitational Columbus, Ga.

Dec. 15	Valdosta State 81	Western Carolina 74
Dec. 16	Western Carolina 77	North Georgia 74

1974-75 - WCU Tip-Off Classic Cullowhee, N.C.

Nov. 29	Western Carolina 83	St. Leo 57
Nov. 30	Western Carolina 96	Southern Tech 81

Land of the Sky Classic Asheville, N.C.

Dec. 6	Western Carolina 92	East Tennessee St. 75
Dec. 7	Western Carolina 83	East Texas St. 80

1973-74 - Belmont Abbey Holiday Tournament Belmont, N.C.

Dec. 28	Western Carolina 89	Walsh 68
Dec. 29	Western Carolina 104	Greensboro Col. 68

1972-73 - Gardner-Webb Holiday Classic Boiling Springs, N.C.

Dec. 29	Western Carolina 89	Fort Hays State 67
Dec. 30	Gardner-Webb 80	Western Carolina 71



WESTERN CAROLINA IN-SEASON TOURNAMENT HISTORY

1971-72 - Salisbury Civitan Club
Salisbury, N.C.

Nov. 25	Western Carolina 91	Troy State 80
Nov. 27	Catawba 87	Western Carolina 80

Asheville Cosmic Club
Asheville, N.C.

Dec. 20	Milligan 77	Western Carolina 71
Dec. 21	Western Carolina 96	Southern Tech 94

Quincy Holiday Tournament
Quincy, Ill.

Dec. 27	Bethel (Tenn.) 74	Western Carolina 65
Dec. 28	Georgetown (Ky.) 99	Western Carolina 79
Dec. 29	W. New Mexico 93	Western Carolina 83

1970-71 - Elon Turkey Classic
Elon College, N.C.

Nov. 27	Western Carolina 86	Atlantic Christian 83
Nov. 28	Western Carolina 76	Lenoir-Rhyne 66

Gardner-Webb Classic
Boiling Springs, N.C.

Dec. 28	Western Carolina 77	Elon 76
Dec. 29	Western Carolina 60	Gardner-Webb 59

1969-70 - Elon Tournament
Elon College, N.C.

Nov. 28	Elon 100	Western Carolina 86
Nov. 29	Catawba 78	Western Carolina 77

Western Carolina Holiday Classic
Cullowhee, N.C.

Dec. 11	Western Carolina 86	Tenn. Wesleyan 77
Dec. 12	Western Carolina 90	Mars Hill 83
Dec. 13	Western Carolina 77	Chattanooga 64

East Coast Classic
Fayetteville, N.C.

Dec. 17	Campbell 84	Western Carolina 82
Dec. 18	Guilford 84	Western Carolina 73

High Point Tournament
High Point, N.C.

Jan. 2	Western Carolina 83	Illinois State 77
Jan. 3	High Point 87	Western Carolina 75

1967-68 - Western Carolina Holiday Classic
Asheville, N.C.

Dec. 7	Western Carolina 77	Belmont Abbey 73
Dec. 8	Western Carolina 120	Montclair State 78
Dec. 9	Western Carolina 85	Union (Ky.) 81

Quincy Holiday Tournament
Quincy, Ill.

Dec. 28	Western Carolina 101	Millikin 93
Dec. 29	Western Carolina 116	Quincy 101
Dec. 30	Lincoln (Mo.) 110	Western Carolina 85

1966-67 - Western Carolina Holiday Classic
Asheville, N.C.

Dec. 8	Western Carolina 92	Indiana Tech 82
Dec. 9	Wofford 87	Western Carolina 86
Dec. 10	Georgetown (Ky.) 98	Western Carolina 83

Quincy Holiday Tournament
Quincy, Ill.

Dec. 25	Western Carolina 86	Bellarmine 80
Dec. 28	St. Benedict's (Kan.) 88	Western Carolina 73
Dec. 29	Upper Iowa 96	Western Carolina 91

1965-66 - Gate City Tournament
Greensboro, N.C.

Dec. 17	N.C. A&T 86	Western Carolina 79
Dec. 18	Guilford 90	Western Carolina 71

Spindale Rotary Tournament
Spindale, N.C.

Dec. 31	Western Carolina 93	Campbell 74
Jan. 1	Western Carolina 94	Wofford 93

1964-65 - Western Carolina Holiday Classic
Asheville, N.C.

Dec. 10	Western Carolina 73	Rio Grande 65
Dec. 11	Western Carolina 85	Campbell 53
Dec. 12	Union (Ky.) 81	Western Carolina 76

Cajun Classic
Lafayette, La.

Dec. 30	Lamar 104	Western Carolina 96
Dec. 31	SW Louisiana 105	Western Carolina 94

1963-64 - Western Carolina Holiday Classic
Cullowhee, N.C.

Dec. 12	Western Carolina 73	Fairmont State 63
Dec. 13	Western Carolina 105	Cumberland (Ky.) 80
Dec. 14	Western Carolina 70	Campbell 53

Spindale Rotary Tournament
Spindale, N.C.

Jan. 3	Erskine 53	Western Carolina 48
Jan. 4	Western Carolina 110	Piedmont 43

1962-63 - Western Carolina Holiday Classic
Cullowhee, N.C.

Dec. 10	Western Carolina 71	Tusculum 39
Dec. 11	Western Carolina 83	Earlham 46
Dec. 12	Western Carolina 52	Erskine 35

Spindale Rotary Tournament
Spindale, N.C.

Dec. 28	Western Carolina 81	Campbell 60
Dec. 29	Western Carolina 79	Erskine 71

1961-62 - Western Carolina Holiday Classic
Cullowhee, N.C.

Dec. 11	Western Carolina 71	Maryville 46
Dec. 12	Western Carolina 72	Howard 48
Dec. 13	Western Carolina 70	Pfeiffer 52

Spindale Rotary Tournament
Spindale, N.C.

Dec. 29	Western Carolina 62	Wofford 61
Dec. 30	Western Carolina 67	Erskine 64

1960-61 - Florida Southern Tournament
Lakeland, Fla.

Dec. 12	Rollins 63	Western Carolina 60
Dec. 13	Florida Southern 90	Western Carolina 75

Spindale Holiday Tournament
Spindale, N.C.

Dec. 30	Western Carolina 84	Wofford 68
Dec. 31	Lenoir-Rhyne 82	Western Carolina 63

1959-60 - Western Carolina Holiday Classic
Cullowhee, N.C.

Dec. 14	Western Carolina 83	Pfeiffer 62
Dec. 15	Union (Ky.) 73	Western Carolina 71
Dec. 16	Western Carolina 59	Carson-Newman 54

Camp Lejune Tournament
Jacksonville, N.C.

Dec. 28	Baltimore 77	Western Carolina 69
Dec. 29	Elon 74	Western Carolina 70
Dec. 30	Western Carolina 86	Huntingdon 76

Spindale Rotary Tournament
Spindale, N.C.

Jan. 1	Western Carolina 72	Lenoir-Rhyne 66
Jan. 2	Wofford 67	Western Carolina 55

1958-59 - Western Carolina Holiday Classic
Cullowhee, N.C.

Dec. 15	Western Carolina 88	Rollins 69
Dec. 16	Western Carolina 74	Tampa 58
Dec. 17	Western Carolina 71	Catawba 46

Camp Lejune Tournament
Jacksonville, N.C.

Dec. 29	Georgetown (Ky.) 72	Western Carolina 67
Dec. 30	Western Carolina 64	East Carolina 58



RAMSEY CENTER RECORDS & INFORMATION

RAMSEY CENTER INDIVIDUAL RECORDS

Most Points Scored:

WCU:46, Kevin Martin vs. Coastal Carolina, 2002
Opponent:42, James Conley, VMI, 2002

Most Field Goals Made:

WCU:14, four players
.....(MR: Brandon Giles vs. Col. of Charleston, 2007)
Opponent:15, Van Wilkins, UNC Asheville, 1986

Most Field Goals Attempted:

WCU:26, Robert Gaines vs. Apalachian State, 1993
Opponent:28, Travis Cantrell, The Citadel, 2002

Best Field Goal Percentage:

WCU:1.000 (9-9), Bobby Phillips vs. Limestone, 1996
Opponent:100.0 (12-12), Tyson Patterson App St., 2000

Most 3-Point Field Goals Made:

WCU:10, David Donerlson vs. Elon, 1989
Opponent:9, Travis Cantrell, The Citadel, 2002

Most 3-Point Field Goals Attempted:

WCU:17, David Donerlson vs. Elon, 1989
Opponent:21, Travis Cantrell, The Citadel, 2002

Best 3-Point Field Goal Percentage:

WCU:1.000 (4-4), David Donerlson vs. Augusta, 1989
Opponent:100.0 (5-5), Tyson Patterson, App St., 2000

Most Free Throws Made:

WCU:18, Anquell McCollum vs. Marshall, 1996
Opponent:17, Janko Narat, Davidson, 1994

Most Free Throws Attempted:

WCU:23, Frankie King vs. ETSU, 1994
Opponent:19, Jeff Himes, Davidson, 1987

Best Free Throw Percentage:

WCU:1.000 (18-18), Anquell McCollum, vs. Marshall, 1996
Opponent:1.000 (13-13), Jeff Brookman, Belmont Abbey, 1997

Most Rebounds:

WCU:21, Andre Gault vs. Ferrum, 1988
Opponent:19, Chad McClendon, App State, 1993

Most Assists:

WCU:15, Vincent Walker vs. Marshall, 1987
Opponent:16, Tim Brooks, Chattanooga, 1992

Most Steals:

WCU:7, Brigham Waginger vs. Elon, 2007
.....7, B.J. Thompson vs. Marshall, 1993
.....7, Terry Boyd vs. Chattanooga, 1991
Opponent:6, Drew Gibson, Wofford, 2007
.....6, Tyrone Phillips, Marshall, 1993

Most Blocked Shots:

WCU:7, Rans Brempong vs. Mercer, 2000
Opponent:8, Omar Roland, Marshall, 1990

RAMSEY CENTER TEAM RECORDS

Most Points Scored:

WCU:133 vs. Toccoa Falls, 2001
Opponent:104, Marshall, 1996

Most Field Goals Made:

WCU:61 vs. Toccoa Falls, 2001
Opponent:42, Florida State, 1988

Most Field Goals Attempted:

WCU:98 vs. Toccoa Falls, 2008
Opponent:85, VMI, 1995

Best Field Goal Percentage:

WCU:644 (38-59) vs. Limestone, 1996
Opponent:660 (33-50), Appalachian State, 1989

LISTON B. RAMSEY REGIONAL ACTIVITY CENTER



• DEDICATED: December 6, 1986

• SEATING CAPACITY: 7,826

• FIRST GAME: December 6, 1986 vs. N.C. State (NCSU 96, WCU 75)

• SEASONS: Entering 23rd

• FIRST BASKET MADE: N.C. State's Kenny Drummond made a layup 37 seconds into the game. The first WCU basket was by Leroy Gasque less than a minute later.

• WCU'S ALL-TIME RECORD IN THE RAMSEY CENTER: 149-120 (21 years)

• LARGEST CROWD: 8,114 (December 6, 1986 vs. N.C. State)

Most 3-Point Field Goals Made:

WCU:15, UNC Asheville, 2007
.....15, vs. Atlanta Christian, 2006
.....15, vs. Chattanooga, 2006
Opponent:16, Davidson, 2007

Most 3-Point Field Goals Attempted:

WCU:39 vs. Chattanooga, 2006
Opponent:39, The Citadel, 2002

Best 3-point Field Goal Percentage:

WCU:727 (8-11) vs. Augusta, 1989
Opponent:750 (9-12), Ferrum, 1987

Most Free Throws Made:

WCU:41 vs. Wofford, 1997
Opponent:34, Chattanooga, 1990

Most Free Throws Attempted:

WCU:47, vs. Wofford, 1997
Opponent:44, Chattanooga, 1990

Best Free Throw Percentage:

WCU:1.000 (18-18) vs. Davidson, 2002
Opponent:895 (17-19), Furman, 1989

Most Rebounds:

WCU:62, vs. Toccoa Falls, 2008
Opponent:57, East Tennessee State, 1994

Most Fouls:

WCU:34, vs. Chattanooga, 1990
Opponent:34, Wofford, 1997

Most Turnovers:

WCU:32 vs. Anderson, 1996
Opponent:35, Belmont-Abbey, 1997

Most Steals:

WCU:20 vs. Toccoa Falls, 2006 & vs. Tenn. Wesleyan, 2002
Opponent:17, Marshall, 1993

Most Blocked Shots:


WCU:11 vs. Emmanuel, 2002 and vs. App State, 1993

WCU'S RECORD IN THE RAMSEY CENTER


SEASON	W	-	L
1986-87	5	-	10
1987-88	7	-	9
1988-89	5	-	6
1989-90	8	-	5
1990-91	8	-	7
1991-92	6	-	9
1992-93	5	-	8
1993-94	7	-	4
1994-95	9	-	3
1995-96	8	-	3
1996-97	10	-	1
1997-98	8	-	4
1998-99	5	-	7
1999-2000	9	-	3
2000-01	5	-	8
2001-02	6	-	7
2002-03	7	-	6
2003-04	9	-	5
2004-05	7	-	6
2005-06	9	-	4
2006-07	6	-	5
2007-08	8	-	6
2008-09	11	-	2
Total (23 yrs.)	160	-	122
			(.567)




CATAMOUNT BASKETBALL VENUES PRIOR TO RAMSEY



BREESE GYMNASIUM



REID GYMNASIUM





1929-30

Head Coach: Pete Plemmons, 2nd season
 Overall: 12-8 ... Complete schedule not available
 - SOUTHEASTERN JUNIOR COLLEGE CHAMPIONS -

Jan. 27	at Rutherford	L	34	36
Jan. 28	Appalachian State	L	15	31
Jan. 29	Bakersville	W	24	26
Feb. 3	Bitmore	L	28	31
Feb. 7	Appalachian State	L	29	25
Feb. 12	Canton	W	39	31
Feb. 14	at Young Harris	W	33	14
Feb. 15	at Young Harris	L	20	23
Feb. 17	Asheville City College	W	37	33
	Rutherford	W	45	29
Feb. 26	Canton	W	41	28
Mar. 6	vs. Hiwassee #	W	43	35
Mar. 7	vs. Blufffield #	W	29	26
Mar. 8	at Bitmore #	W	30	25

- Southeastern Junior College Tournament (Bitmore, N.C.)

1945-46

Overall: 13-7
 Head Coach: Marion McDonald, 1st season (13-7)

Mars Hill	W	21	16
Moore Hospital	L	28	43
Dayton	L	32	38
Mars Hill	W	32	26
Carson-Newman	W	47	31
Lenoir-Rhyne	W	38	31
Brevard	W	59	34
Guilford	W	52	34
Appalachian State	L	38	43
Asheville Waste Paper	L	39	54
Dayton Rubber	W	45	38
Moore Hospital	W	39	30
Guilford	W	30	20
High Point	L	24	45
Catawba	L	43	45
Appalachian State	W	45	35
Catawba	W	32	31
Carson-Newman	W	39	36
Brevard	W	36	25
Lenoir-Rhyne	L	46	53

1946-47

Overall: 15-15
 Head Coach: Marion McDonald, 2nd season (28-22)

Asheville Bombers	L	39	53
Enka Rayon	W	52	41
Georgia Military	W	41	40
Tennessee Tech	L	47	62
Dayton Rubber	W	76	26
Tusculum	L	40	44
Appalachian State	L	48	53
Champion YMCA (Canton)	W	46	36
Tusculum	L	50	52
Georgia Military	W	52	38
High Point	L	47	58
Brevard	W	56	48
Asheville Bombers	L	32	83
Mars Hill	W	50	46
Champion YMCA (Canton)	W	65	51
Asheville Waste Paper	W	48	42
Catawba	W	45	41
Lenoir-Rhyne	W	51	49
Asheville Waste Paper	L	47	48
Appalachian State	L	58	59
Mars Hill	L	47	48
Asheville Bombers	L	43	71
Enka Rayon	W	57	45
High Point	L	43	49
Guilford	L	49	58
Brevard	W	72	60
Catawba #	W	49	38
Guilford #	W	53	40
Elon #	L	51	53
Canterbury (Ind.) \$	L	55	68

- North State Conference Tournament
 \$ - NAIA National Tournament

1947-48

Overall: 15-11
 Head Coach: Tuck McConnell, 1st season (15-11)

Carson-Newman	W	41	29
Erskine	W	40	32
Newberry	W	50	38
North Georgia	W	52	40
East Tennessee State	W	56	54
Lenoir-Rhyne	L	38	42
Lenoir-Rhyne	W	53	46
Maryville	L	39	45
High Point	L	56	57
High Point	L	55	62
Appalachian State	W	56	43
Catawba	W	43	41

1949-50

Overall: 6-19
 Head Coach: Tuck McConnell, 3rd season (37-43)

--	at Peerless Woolens	L	42	68
Dec. 7	Wofford	L	44	61
Dec. 9	at Lenoir-Rhyne	L	32	49
Dec. 10	at Lenoir-Rhyne	L	35	55
Dec. 12	Wofford	W	69	57
Dec. 14	at Erskine	L	46	50
Dec. 15	Newberry	W	44	42
Jan. 7	at East Tennessee State (OT)	L	41	47
Jan. 10	Appalachian State	L	51	63
Jan. 13	High Point	L	57	67

- North State Conference Tournament



The 1929 Western Carolina - or the Cullowhee Normal School - men's basketball team.

Cullowhee All-Stars	W	63	58
City Electric	W	80	54
Appalachian State	L	48	75
Carson-Newman	L	34	46
East Tennessee State	W	60	55
East Carolina	W	57	43
East Carolina	L	40	44
Elon	L	42	44
Elon	L	37	46
Catawba	W	53	44
Atlantic Christian	W	44	42
Atlantic Christian	W	57	46
Maryville	L	53	59
High Point # (2OT)	L	60	62

- North State Conference Tournament

1948-49

Overall: 16-13
 Head Coach: Tuck McConnell, 2nd season (31-24)

Nov. 29	American Enka	W	100	68
Dec. 9	Carson-Newman	W	64	37
Dec. 10	at Wofford	L	42	70
Dec. 13	Guilford	W	50	46
Dec. 15	at Maryville	L	41	45
Jan. 5	at Lenoir-Rhyne	L	51	52
Jan. 6	Lenoir-Rhyne	W	41	40
Jan. 8	North Georgia	W	71	56
Jan. 11	Appalachian State	W	59	57
Jan. 13	East Tennessee State	W	47	45
Jan. 15	Newberry	L	48	53
Jan. 19	Monroe (at Enka)	W	46	44
Jan. 21	Piedmont	W	49	42
Jan. 22	Georgia Southern	L	45	61
Jan. 28	at High Point	L	46	63
Jan. 29	at High Point	W	60	56
Jan. 31	Elon	W	52	47
Feb. 1	Elon	L	50	60
Feb. 4	at Atlantic Christian	W	66	61
Feb. 5	at Atlantic Christian	W	52	43
Feb. 7	at East Carolina	W	52	50
Feb. 8	at East Carolina	L	31	61
Feb. 11	Maryville	L	59	61
Feb. 12	at East Tennessee State	L	42	57
--	Carson-Newman	W	45	41
Feb. 17	at Appalachian State	L	39	58
Feb. 19	Erskine	L	60	76
--	Hendersonville Stars	W	82	66
Feb. 24	East Carolina #	L	43	49

- North State Conference Tournament

1950-51

Overall: 6-20
 Head Coach: Jim Gudger, 1st season (6-20)

Dec. 5	Carson-Newman	W	56	51
Dec. 6	East Tennessee State	L	59	80
Dec. 8	at Lenoir-Rhyne	L	49	81
Dec. 9	at Lenoir-Rhyne	L	70	90
Dec. 12	Wofford	L	56	66
Dec. 13	Wofford	L	65	77
Jan. 8	Piedmont	W	72	55
Jan. 9	at Carson-Newman	L	66	81
Jan. 12	at High Point	L	69	101
Jan. 13	at High Point	L	81	90
Jan. 16	at Appalachian State	L	80	90
Jan. 20	at Piedmont	L	59	63
Jan. 24	at American Enka	L	80	92
Jan. 26	Guilford	W	71	70
Jan. 27	Guilford	L	51	66
Jan. 29	Elon	L	64	80
Jan. 30	Elon	L	70	85
Feb. 2	at Atlantic Christian	L	73	78
Feb. 3	at Atlantic Christian	W	56	52
Feb. 5	at East Carolina	L	69	98
Feb. 6	at East Carolina	L	68	96
Feb. 9	North Georgia	W	60	55
Feb. 10	North Georgia	W	73	68
Feb. 12	at Wofford	L	61	75
Feb. 15	at Appalachian State	L	66	82
Feb. 22	at High Point #	L	80	86

- North State Conference Tournament

1951-52

Overall: 13-14
 Head Coach: Jim Gudger, 2nd season (19-34)

Dec. 1	at East Tennessee State	L	67	75
Dec. 6	at American Enka	L	66	92
Dec. 7	Carson-Newman	W	94	67
Dec. 10	Lenoir-Rhyne	L	58	65
Dec. 11	Lenoir-Rhyne	W	72	71
Jan. 9	Piedmont	W	100	62
Jan. 11	at Carson-Newman	W	73	53
Jan. 12	North Georgia	W	92	57
Jan. 14	Catawba	W	90	83
Jan. 19	High Point	L	65	66
Jan. 22	Appalachian State	W	84	80
Jan. 25	at Guilford	L	62	64
Jan. 26	Guilford	W	81	77



Table with 4 columns: Date, Location, Result, Score. Rows include games at Elon, North Georgia, Piedmont, East Carolina, and Wofford.

- North State Conference Tournament

1952-53 Overall: 22-8. Head Coach: Jim Gudger, 3rd season (41-42) - WCU'S FIRST OFFICIAL 20-WIN SEASON -. Table with 4 columns: Date, Location, Result, Score.

- North State Conference Tournament

1953-54 Overall: 16-9. Head Coach: Jim Gudger, 4th season (57-51). Table with 4 columns: Date, Location, Result, Score.

- North State Atlantic Conference Tournament

1954-55 Overall: 11-16. Head Coach: Jim Gudger, 5th season (68-67). Table with 4 columns: Date, Location, Result, Score.

Table with 4 columns: Date, Location, Result, Score. Rows include games at Guilford, Appalachian State, Charleston Air Force Base, Milligan, and East Carolina.

1955-56

Overall: 15-14 overall

Head Coach: Jim Gudger, 6th season (83-81)

Table with 4 columns: Date, Location, Result, Score. Rows include games at Lincoln Memorial, Carson-Newman, Catawba, Atlantic Christian, and North Georgia.

- North State Conference Tournament

1956-57 Overall: 21-11. Head Coach: Jim Gudger, 7th season (104-92) - 20-Win Season -. Table with 4 columns: Date, Location, Result, Score.

- North State Conference Tournament

1957-58 Overall: 18-10. Head Coach: Jim Gudger, 8th season (122-102). Table with 4 columns: Date, Location, Result, Score.

Table with 4 columns: Date, Location, Result, Score. Rows include games at Catawba, North Georgia, Piedmont, Rollins, Stetson, Tampa, Bartow Air Force Base, King, and Lenoir-Rhyne.

- North State Conference Tournament

1958-59 Overall: 24-4. Head Coach: Jim Gudger, 9th season (146-106) - 20-WIN SEASON -. Table with 4 columns: Date, Location, Result, Score.

+ - Western Carolina Holiday Classic ^ - Camp Lejeune Tournament # - North State Conference Tournament % - NAIA District Tournament

1959-60 Overall: 14-13 overall. Head Coach: Jim Gudger, 10th season (160-119). Table with 4 columns: Date, Location, Result, Score.

+ - Western Carolina Holiday Classic ^ - Camp Lejeune Tournament ~ - Spindale Rotary Tournament # - North State Conference Tournament



1960-61

Overall: 7-20 overall

Head Coach: Jim Gudger, 11th season (167-139)

Nov. 29	Guilford	W	66	61
Dec. 1	at Carson-Newman	L	79	96
Dec. 3	at Piedmont	L	54	58
Dec. 8	Catawba	L	57	66
Dec. 10	at Jacksonville (Fla.)	L	79	103
Dec. 12	vs. Rollins &	L	60	63
Dec. 13	at Florida Southern &	L	75	90
Dec. 17	Pfeiffer (at Enka)	W	71	69
Dec. 30	vs. Wofford ^	W	84	68
Dec. 31	vs. Lenoir-Rhyne ^	L	63	82
Jan. 3	Carson-Newman	L	58	61
Jan. 5	Lenoir-Rhyne	L	64	88
Jan. 7	Atlantic Christian	W	80	70
Jan. 10	at High Point	L	62	71
Jan. 12	Appalachian State	L	58	64
Jan. 16	East Carolina	L	72	83
Jan. 18	at Catawba	L	60	65
Jan. 23	at Troy State	L	71	91
Jan. 28	at Atlantic Christian	L	66	72
Feb. 1	Lenoir-Rhyne	L	66	70
Feb. 3	Elon	W	85	72
Feb. 4	Elon	L	84	85
Feb. 8	High Point	W	77	69
Feb. 10	at East Carolina	L	82	97
Feb. 13	Piedmont	W	95	74
Feb. 15	at Appalachian State	L	75	85
Feb. 22	Appalachian State #	L	85	107

& - Florida Southern Tournament
 ^ - Spindale Holiday Tournament (Spindale, N.C.)
 # - North State Conference Tournament

1961-62

Overall: 21-8 overall

Head Coach: Jim Gudger, 12th season (188-147)

- CAROLINA CONFERENCE CHAMPIONS - 20-WIN SEASON -

Dec. 2	at Piedmont	L	65	69
Dec. 5	at Carson-Newman	L	49	67
Dec. 7	Piedmont	W	78	68
Dec. 9	at Catawba	L	61	71
Dec. 11	Maryville +	W	71	46
Dec. 12	Howard +	W	72	48
Dec. 13	Pfeiffer +	W	70	52
Dec. 29	Wofford ^	W	62	61
Dec. 30	Erskine ^	W	67	64
Jan. 2	Carson-Newman	W	82	72
--	Lenoir-Rhyne	L	59	61
--	Atlantic Christian	W	60	48
Jan. 8	at Guilford	W	68	63
Jan. 9	at High Point	L	51	58
Jan. 11	at Appalachian State	L	73	75
--	East Carolina	L	60	62
--	Catawba	W	80	55
--	at Pfeiffer	W	59	54
Jan. 26	at East Carolina	L	71	95
Jan. 27	at Atlantic Christian	W	68	49
Jan. 31	at Lenoir-Rhyne	W	82	77
Feb. 3	Elon	W	71	48
Feb. 7	High Point	W	86	66
Feb. 10	Guilford	W	75	50
Feb. 14	Appalachian State	W	66	56
Feb. 17	at Elon	W	54	53
--	Appalachian State #	W	83	62
--	Catawba #	W	47	40
--	High Point #	W	69	58

+ - Western Carolina Holiday Classic
 ^ - Spindale Rotary Tournament (Spindale, N.C.)
 # - Carolinas Intercollegiate Athletic Conference Tournament

1962-63

Overall: 28-7 overall

Head Coach: Jim Gudger, 13th season (216-154)

- NAIA NATIONAL RUNNERS-UP -

- 20-WIN SEASON -

Dec. 1	at Piedmont	W	86	65
Dec. 4	at Carson-Newman	L	49	53
Dec. 6	Piedmont	W	100	58
Dec. 8	Catawba	W	40	39
Dec. 10	Tusculum +	W	71	39
Dec. 11	Earlham +	W	83	46
Dec. 12	Erskine +	W	52	35
Dec. 28	Campbell ^	W	81	60
Dec. 29	Erskine ^	W	79	71
Jan. 3	at Lenoir-Rhyne	L	59	70
Jan. 5	Atlantic Christian	W	82	66
Jan. 7	at Guilford	W	28	24
Jan. 9	at High Point	L	33	35
Jan. 10	Appalachian State	W	59	51
Jan. 12	Newberry	W	93	66
Jan. 14	Carson-Newman	W	35	32
Jan. 14	at Catawba	L	56	60
Jan. 25	at Pfeiffer	W	64	51
Jan. 26	at Atlantic Christian	W	94	81

Jan. 31	Lenoir-Rhyne	W	73	65
Feb. 2	at Elon	W	68	67
Feb. 6	High Point	W	71	52
Feb. 9	Guilford	W	83	65
Feb. 11	Pfeiffer	W	76	57
Feb. 13	at Appalachian State	L	62	66
Feb. 16	Elon	W	48	42
Feb. 21	Pfeiffer #	W	66	54
Feb. 22	Lenoir-Rhyne #	L	50	56
Mar. 1	Erskine %	W	52	51
Mar. 2	Lenoir-Rhyne %	W	64	56
Mar. 12	Eastern Montana @	W	64	61
Mar. 13	Miles @	W	107	86
Mar. 14	Lewis & Clark @	W	77	57
Mar. 15	Fort Hays State @	W	100	84
Mar. 16	Pan American \$	L	62	73

+ - Western Carolina Holiday Classic (Cullowhee, N.C.)
 ^ - Spindale Rotary Tournament (Spindale, N.C.)
 # - Carolinas Intercollegiate Athletic Conference Tournament
 % - NAIA District Tournament @ - NAIA National Tournament
 \$ - NAIA Championship Game

1963-64

Overall: 20-6 overall

Head Coach: Jim Gudger, 14th season (236-160)

- 20-WIN SEASON -

Nov. 30	at Piedmont	W	100	38
Dec. 4	Piedmont	W	107	47
Dec. 5	Pan American	W	76	60
Dec. 7	at Catawba	W	70	63
Dec. 12	Fairmont State +	W	73	63
Dec. 13	Cumberland (Ky.) +	W	105	80
Dec. 14	Campbell +	W	70	53
Dec. 17	at Newberry	W	95	47
Jan. 3	Erskine ^	L	48	53
Jan. 4	Piedmont ^	W	110	43
Jan. 8	Lenoir-Rhyne	W	62	57
Jan. 11	Atlantic Christian	W	92	65
Jan. 14	at High Point	L	70	83
Jan. 16	at Appalachian State	L	58	62
Jan. 20	Carson-Newman	L	51	52
Jan. 23	Pfeiffer	W	64	62
Jan. 25	Newberry	W	116	64
Jan. 29	Catawba	W	56	48
Jan. 31	at Pfeiffer	W	77	67
Feb. 1	at Atlantic Christian	W	104	66
Feb. 5	at Lenoir-Rhyne	W	52	48
Feb. 8	Elon	W	64	54
Feb. 15	at Guilford	W	30	22
Feb. 19	Appalachian State	W	77	54
Feb. 22	at Elon	L	67	73
Feb. 26	Pfeiffer	L	44	63

+ - Western Carolina Holiday Classic
 ^ - Spindale Rotary Tournament (Spindale, N.C.)

1964-65

Overall: 14-13

Head Coach: Jim Gudger, 15th season (250-173)

Nov. 25	at Piedmont	W	88	68
Dec. 1	Piedmont	W	109	57
Dec. 5	at Catawba	W	78	67
Dec. 10	Rio Grande +	W	73	65
Dec. 11	Campbell +	W	85	53
Dec. 12	Union (Ky.) +	L	76	81

Dec. 15	Newberry	W	102	59
Dec. 30	vs. Lamar ^	L	96	104
Dec. 31	at Southwestern Louisiana ^	L	94	105
Jan. 1	at Pan American	L	75	81
Jan. 4	Carson-Newman	W	81	75
Jan. 6	at Lenoir-Rhyne	L	72	83
Jan. 19	Atlantic Christian	W	120	91
Jan. 12	at High Point	L	75	93
Jan. 14	Appalachian State	W	71	61
Jan. 18	Pfeiffer	W	89	86
Jan. 20	Catawba	W	77	70
Jan. 25	at Newberry	W	89	56
Jan. 29	at Pfeiffer	L	58	69
Jan. 30	at Atlantic Christian	L	73	75
Feb. 3	Lenoir-Rhyne	W	90	79
Feb. 6	at Elon	L	81	92
Feb. 10	High Point	L	66	69
Feb. 13	Guilford	L	57	64
Feb. 17	at Appalachian State	L	72	85
Feb. 20	Elon	W	77	69
Feb. 24	Lenoir-Rhyne #	L	67	71

+ - Western Carolina Holiday Classic (played in Asheville, N.C.)
 ^ - Spindale Rotary Tournament (Spindale, N.C.)
 # - Carolinas Conference Tournament

1965-66

Overall: 19-9

Head Coach: Jim Gudger, 16th season (269-182)

Nov. 24	at Piedmont	W	126	53
Nov. 30	Piedmont	W	124	65
Dec. 4	Catawba	W	105	81
Dec. 9	Concord (at Asheville)	W	98	56
Dec. 10	at UNC Asheville *	W	84	69
Dec. 11	at Asheville	W	91	79
Dec. 18	vs. Guilford +	L	71	90
Dec. 17	vs. North Carolina A&T +	L	79	86
Dec. 31	Campbell ^	W	93	74
Jan. 1	Wofford ^	W	94	93
Jan. 3	at Carson-Newman	L	65	74
Jan. 5	Lenoir-Rhyne	W	98	88
Jan. 8	Atlantic Christian	W	113	93
Jan. 11	at High Point	L	72	79
Jan. 13	at Appalachian State	W	85	66
Jan. 15	Pfeiffer	W	109	84
Jan. 20	at Catawba	L	81	89
Jan. 28	at Pfeiffer	L	65	75
Jan. 29	at Atlantic Christian	W	115	87
Feb. 5	Elon	W	106	92
Feb. 9	High Point	W	97	70
Feb. 12	Guilford	W	99	82
Feb. 16	Appalachian State	L	56	57
Feb. 19	at Elon	W	87	75
Feb. 25	Pfeiffer #	W	80	77
Feb. 24	Appalachian State #	L	63	65
Mar. 1	Erskine %	L	58	68

* - At the time, UNCA was known as Asheville-Biltmore College
 + - Gate City Tournament
 ^ - Spindale Rotary Tournament (Spindale, N.C.)
 # - Carolinas Intercollegiate Athletic Conference Tournament
 % - NAIA District Tournament



The 1962-63 Western Carolina Men's Basketball team - inducted into the WCU Athletics Hall of Fame in 2003 - reached the NAIA National Title game. Pictured (l-r): Bruce Peterson, Bill Benson, Gaston Seal, John Britnal, Darrell Murray, Tommy Lavelle, Bill Gustafson, Dave Greene, Mel Gibson, Bill Howe and Danny Tharpe. Not Pictured: Charlie McConnell



1966-67

Overall: 15-13 overall

Head Coach: Jim Gudger, 17th season (284-195)

Table of basketball games for the 1966-67 season, listing dates, opponents, scores, and results.

+ - Western Carolina Holiday Classic
^ - Quincy Holiday Tournament (Quincy, Ill.)
- Carolinas Intercollegiate Athletic Conference Tournament

1967-68

Overall: 20-9 overall

Head Coach: Jim Gudger, 18th season (304-204)

- 20-WIN SEASON -

Table of basketball games for the 1967-68 season, listing dates, opponents, scores, and results.

+ - Western Carolina Holiday Classic
^ - Quincy Holiday Tournament (Quincy, Ill.)
- Carolinas Intercollegiate Athletic Conference Tournament
% - NAIA District Tournament

1968-69

Overall: 7-18 overall

Head Coach: Jim Gudger, 19th season (311-222)

Table of basketball games for the 1968-69 season, listing dates, opponents, scores, and results.

Table of basketball games for the 1969-70 season, listing dates, opponents, scores, and results.

1969-70

Overall: 13-18 overall

Head Coach: Jim Hartbarger, 1st season (13-18)

Table of basketball games for the 1969-70 season, listing dates, opponents, scores, and results.

& - Elon Tournament (Elon, N.C.)
+ - Western Carolina Holiday Classic (Asheville, N.C.)
@ - East Coast Classic (Fayetteville, N.C.)
! - High Point Tournament (High Point, N.C.)

1970-71

Overall: 25-5

Head Coach: Jim Hartbarger, 2nd season (38-23)

- 20-WIN SEASON -

Table of basketball games for the 1970-71 season, listing dates, opponents, scores, and results.

+ - Elon Turkey Classic (Elon, N.C.)
^ - Gardner-Webb Classic (Boiling Springs, N.C.)
% - NAIA District 6 Playoffs

1971-72

Overall: 20-16 overall

Head Coach: Jim Hartbarger, 3rd season (58-39)

- 20-WIN SEASON -

Table of basketball games for the 1971-72 season, listing dates, opponents, scores, and results.

Table of basketball games for the 1972-73 season, listing dates, opponents, scores, and results.

1972-73

Overall: 12-13

Head Coach: Jim Hartbarger, 4th season (70-52)

Table of basketball games for the 1972-73 season, listing dates, opponents, scores, and results.

+ - Gardner-Webb Holiday Classic (Boiling Springs, N.C.)

1973-74

Overall: 11-14

Head Coach: Jim Hartbarger, 5th season (81-66)

Table of basketball games for the 1973-74 season, listing dates, opponents, scores, and results.

+ - played at Marion, N.C.
^ - Belmont Abbey Holiday Tournament (Belmont, N.C.)



1974-75

Overall: 15-11 overall

Coaches: Jim Hartbarger, 5-7, 6th season (86-73) / Fred Conley, 10-4

Table with columns: Date, Opponent, Result, Points For, Points Against. Includes games from Nov. 29 to Feb. 25.

+ - WCU Tipoff Tournament
^ - Land of the Sky Classic (Asheville, N.C.)

1975-76

Overall: 13-12

Head Coach: Fred Conley, 2nd season (23-16)

Table with columns: Date, Opponent, Result, Points For, Points Against. Includes games from Dec. 1 to Feb. 24.

+ - Columbus College Invitational (Columbus, Ga.)

1976-77

Overall: 8-16

Head Coach: Fred Conley, 3rd season (31-32)

- First Year to Play a Southern Conference Schedule -

Table with columns: Date, Opponent, Result, Points For, Points Against. Includes games from Nov. 29 to Feb. 26.

1977-78

Overall: 7-19; SoCon: 4-8

Head Coach: Steve Cottrell, 1st season (7-19, 4-8 SoCon)

- First Year to Compete for Southern Conference Championship -

Table with columns: Date, Opponent, Result, Points For, Points Against. Includes games from Nov. 29 to Feb. 25.

* - Southern Conference Game # - Southern Conference Tournament

1978-79

Overall: 14-14; SoCon: 5-7

Head Coach: Steve Cottrell, 2nd season (21-33, 9-15 SoCon)

Table with columns: Date, Opponent, Result, Points For, Points Against. Includes games from Nov. 28 to Feb. 25.

+ - Florida Citrus Invitational (Lakeland, Fla.)
* - Southern Conference Game
- First Round of SoCon Tournament (Cullowhee, N.C.)
#! - Second Round of SoCon Tournament (Roanoke, Va.)

1979-80

Overall: 17-10; SoCon: 9-7

Head Coach: Steve Cottrell, 3rd season (38-43, 18-22 SoCon)

Table with columns: Date, Opponent, Result, Points For, Points Against. Includes games from Nov. 30 to Feb. 11.

Summary table for 1979-80 season with columns: Date, Opponent, Result, Points For, Points Against.

* - Southern Conference Game
- First Round of SoCon Tournament (Cullowhee, N.C.)

1980-81

Overall: 18-10; SoCon: 9-7

Head Coach: Steve Cottrell, 4th season (56-53, 27-29 SoCon)

Table with columns: Date, Opponent, Result, Points For, Points Against. Includes games from Nov. 28 to Mar. 6.

* - Southern Conference Game
- First Round of SoCon Tournament (Johnson City, Tenn.)
#! - Second Round of SoCon Tournament (Roanoke, Va.)

1981-82

Overall: 19-8; SoCon: 11-5

Head Coach: Steve Cottrell, 5th season (75-61, 38-34 SoCon)

Table with columns: Date, Opponent, Result, Points For, Points Against. Includes games from Nov. 28 to Mar. 3.

+ - BYU Cougar Classic (Provo, Utah)
* - Southern Conference Game
- First Round of SoCon Tournament (Cullowhee, N.C.)

1982-83

Overall: 17-12; SoCon: 9-7

Head Coach: Steve Cottrell, 6th season (92-73, 47-41 SoCon)

Table with columns: Date, Opponent, Result, Points For, Points Against. Includes games from Nov. 27 to Feb. 7.



Table with 5 columns: Date, Opponent, Result, Points For, Points Against. Rows include games from Feb. 9 to Mar. 11.

* - Southern Conference Game
- SoCon Tournament (Charleston, W.Va.)

1983-84

Overall: 15-13; SoCon: 9-7

Head Coach: Steve Cottrell, 7th season (107-86, 56-48 SoCon)

Table with 5 columns: Date, Opponent, Result, Points For, Points Against. Rows include games from Nov. 28 to Mar. 2.

+ - Fiesta Classic (Tempe, Ariz.) ^ - Volunteer Classic (Knoxville, Tenn.)
* - Southern Conference Game
- SoCon Tournament (Asheville, N.C.)

1984-85

Overall: 14-14; SoCon: 8-8

Head Coach: Steve Cottrell, 8th season (121-100, 64-56 SoCon)

Table with 5 columns: Date, Opponent, Result, Points For, Points Against. Rows include games from Nov. 26 to Mar. 1.

+ - UNC Charlotte Holiday Classic (Charlotte, N.C.)
* - Southern Conference Game
- SoCon Tournament (Asheville, N.C.)

1985-86

Overall: 14-14; SoCon: 8-8

Head Coach: Steve Cottrell, 9th season (135-114, 72-64 SoCon)

Table with 5 columns: Date, Opponent, Result, Points For, Points Against. Rows include games from Nov. 25 to Jan. 6.

Table with 5 columns: Date, Opponent, Result, Points For, Points Against. Rows include games from Jan. 8 to Mar. 2.

* - Southern Conference Game # - SoCon Tournament (Asheville, N.C.)

1986-87

Overall: 10-19; SoCon: 4-12

Head Coach: Steve Cottrell, 10th season (145-133, 76-76 SoCon)

- First Year in the Ramsey Center -

Table with 5 columns: Date, Opponent, Result, Points For, Points Against. Rows include games from Dec. 2 to Feb. 28.

* - Southern Conference Game # - SoCon Tournament (Asheville, N.C.)

1987-88

Overall: 8-19; SoCon: 2-14

Head Coach: Herb Krusen, 1st season (8-19, 2-14 SoCon)

Table with 5 columns: Date, Opponent, Result, Points For, Points Against. Rows include games from Dec. 1 to Feb. 29.

* - Southern Conference Game

1988-89

Overall: 12-16; SoCon: 4-10

Head Coach: Dave Possinger, 1st season (12-16, 4-10 SoCon)

Table with 5 columns: Date, Opponent, Result, Points For, Points Against. Rows include games from Nov. 25 to Dec. 10.

Table with 5 columns: Date, Opponent, Result, Points For, Points Against. Rows include games from Dec. 17 to Mar. 3.

+ - Gold Rush Classic (New Orleans, La.)
* - Southern Conference Game
- SoCon Tournament (Asheville, N.C.)

1989-90

Overall: 10-18; SoCon: 3-11

Head Coach: Greg Blatt, 1st season (10-18, 3-11 SoCon)

Table with 5 columns: Date, Opponent, Result, Points For, Points Against. Rows include games from Nov. 29 to Mar. 2.

+ - Tampa Tribune Holiday Classic (Tampa, Fla.)
* - Southern Conference Game
- SoCon Tournament (Asheville, N.C.)

1990-91

Overall: 11-17; SoCon: 3-11

Head Coach: Greg Blatt, 2nd season (21-35, 6-22 SoCon)

Table with 5 columns: Date, Opponent, Result, Points For, Points Against. Rows include games from Nov. 26 to Mar. 1.

* - Southern Conference Game
- SoCon Tournament (Asheville, N.C.)



1991-92

Overall: 11-17; SoCon: 5-9

Head Coach: Greg Blatt, 3rd season (32-52, 11-31 SoCon)

Nov. 23	Eckerd	W	96	76
Nov. 26	UNC Asheville	W	100	85
Nov. 30	at North Carolina State	L	79	101
Dec. 6	vs. Grambling State +	W	112	87
Dec. 7	at Ball State +	L	59	86
Dec. 10	Ersine	W	73	68
Dec. 21	College of Charleston	L	70	79
Dec. 30	at UNC Greensboro (OT)	L	79	81
Jan. 2	Fayetteville State	L	75	76
Jan. 8	UNC Greensboro	L	55	65
Jan. 11	VMI *	L	74	79
Jan. 13	Marshall *	W	93	80
Jan. 18	at East Tennessee State *	L	66	102
Jan. 20	at Appalachian State *	L	61	86
Jan. 25	Furman *	L	81	94
Jan. 27	The Citadel *	W	88	71
Jan. 29	Clemson	L	71	81
Feb. 1	Chattanooga *	L	83	98
Feb. 5	at UNC Asheville	W	83	75
Feb. 8	at Marshall *	W	94	86
Feb. 10	at VMI *	W	89	88
Feb. 15	Appalachian State *	L	79	82
Feb. 17	East Tennessee State *	L	76	96
Feb. 19	Gardner-Webb	W	102	90
Feb. 22	at The Citadel *	W	89	69
Feb. 25	at Furman *	L	73	94
Feb. 29	at Chattanooga *	L	73	94
Mar. 1	vs. Appalachian State #	L	69	86

+ - Ball State/Cardinal Varsity Club Classic (Muncie, Ind.)
* - Southern Conference Game
- SoCon Tournament (Asheville, N.C.)

1992-93

Overall: 6-21; SoCon: 2-16

Head Coach: Greg Blatt, 4th season (38-73, 13-47 SoCon)

Dec. 1	Mars Hill	L	74	86
Dec. 5	at Virginia Tech	L	47	55
Dec. 8	at UNC Asheville	W	73	46
Dec. 19	at Tennessee	L	55	97
Dec. 29	St.Andrews	W	73	46
Jan. 2	at College of Charleston	L	49	70
Jan. 6	Davidson *	L	81	69
Jan. 9	at VMI *	L	56	67
Jan. 10	at Marshall *	L	65	86
Jan. 13	Furman *	L	66	67
Jan. 16	Chattanooga *	L	66	93
Jan. 23	at The Citadel *	L	73	83
Jan. 24	at Georgia Southern *	L	52	80
Jan. 27	Appalachian State *	L	80	89
Jan. 30	at Furman *	L	65	74
Jan. 31	at Davidson *	L	63	82
Feb. 3	Lander	W	73	53
Feb. 6	at Appalachian State *	L	71	84
Feb. 7	at East Tennessee State *	L	76	79
Feb. 13	Marshall * (OT)	L	81	85
Feb. 14	VMI *	W	84	51
Feb. 17	East Tennessee State *	W	85	77
Feb. 20	at Chattanooga *	L	66	85
Feb. 24	UNC Asheville	W	82	69
Feb. 27	Georgia Southern *	L	81	90
Feb. 28	The Citadel *	L	70	79
Mar. 4	vs. Appalachian State #	L	73	84

* - Southern Conference Game
- SoCon Tournament (Asheville, N.C.)

1993-94

Overall: 12-16; SoCon: 8-10

Head Coach: Benny Dees, 1st season (12-16, 8-10 SoCon)

Nov. 29	Ersine	W	82	61
Dec. 2	at #17 Georgia Tech	L	55	77
Dec. 4	at Georgia	L	64	100
Dec. 6	Coker	W	67	59
Dec. 17	at Tennessee	W	78	71
Dec. 19	at #15 Minnesota	L	61	79
Dec. 30	at #3 Duke	L	67	87
Jan. 3	at East Carolina	L	67	82
Jan. 5	at Davidson *	L	64	68
Jan. 8	VMI *	W	68	58
Jan. 10	Marshall *	W	71	63
Jan. 13	at Furman *	L	64	76
Jan. 15	at Chattanooga *	L	68	78
Jan. 22	The Citadel *	L	67	71
Jan. 24	Georgia Southern *	W	86	82
Jan. 26	at Appalachian State *	L	66	71
Jan. 29	Furman *	W	93	75
Jan. 31	Davidson *	L	85	90
Feb. 5	Appalachian State *	W	74	69
Feb. 7	East Tennessee State *	L	89	94
Feb. 12	at Marshall *	W	73	69
Feb. 14	at VMI *	L	76	79
Feb. 19	Chattanooga *	W	86	62
Feb. 23	at East Tennessee State *	L	73	75

Feb. 26	at Georgia Southern *	L	78	87
Feb. 28	at The Citadel *	W	58	51
Mar. 4	vs. East Tennessee State #	W	79	78
Mar. 5	vs. Davidson #	L	89	93

* - Southern Conference Game
- SoCon Tournament (Asheville, N.C.)

1994-95

Overall: 14-14; SoCon: 8-6

Head Coach: Benny Dees, 2nd season (26-30, 16-16 SoCon)

Nov. 26	at Georgia	L	67	94
Nov. 28	Milligan	W	102	88
Dec. 1	at #20 Georgia Tech	L	63	89
Dec. 5	at Louisville	L	76	108
Dec. 10	East Carolina	L	69	78
Dec. 18	at Iowa State	L	66	99
Dec. 20	at Iowa	L	60	85
Jan. 4	Presbyterian	W	68	48
Jan. 7	Union (Ky.)	W	61	60
Jan. 9	Belmont Abbey	W	104	63
Jan. 14	VMI *	W	90	77
Jan. 16	Chattanooga *	W	69	68
Jan. 21	Furman *	W	80	66
Jan. 24	Georgia Southern *	W	77	62
Jan. 26	at South Carolina	L	68	90
Jan. 28	at The Citadel * (OT)	L	90	98
Jan. 30	Appalachian State *	L	85	94
Feb. 4	at Davidson *	W	69	68
Feb. 6	at Marshall *	L	65	73
Feb. 11	The Citadel *	L	68	69
Feb. 13	at Chattanooga *	L	65	76
Feb. 18	at Furman *	L	72	83
Feb. 21	at Georgia Southern *	W	83	76
Feb. 25	East Tennessee State *	W	76	72
Feb. 27	at Appalachian State *	W	97	78
Mar. 3	vs. Davidson #	W	78	74
Mar. 4	vs. Appalachian State #	W	74	64
Mar. 5	vs. Chattanooga #	L	61	63

* - Southern Conference Game
- SoCon Tournament (Asheville, N.C.)

1995-96

Overall: 17-13; SoCon: 10-4

Head Coach: Phil Hopkins, 1st season (17-13, 10-4 SoCon)

- Southern Conference South Division Champions -				
- Southern Conference Tournament Champions -				
Nov. 24	vs. Mercer +	L	83	87
Nov. 25	vs. Texas-Arlington +	L	83	92
Nov. 29	at Georgia	L	71	91
Dec. 2	Coker	L	58	60
Dec. 6	at Tennessee	L	51	63
Dec. 16	Presbyterian	W	68	64
Dec. 20	at #21 Duke	L	67	107
Jan. 2	at North Carolina State	L	71	102
Jan. 4	Wofford	W	92	67
Jan. 10	Lincoln Memorial	W	94	47
Jan. 13	at Georgia Tech	L	78	91
Jan. 15	at Chattanooga *	L	70	84
Jan. 20	Furman *	L	86	97
Jan. 22	at Georgia Southern *	W	81	71
Jan. 27	The Citadel *	W	88	74
Jan. 29	at Appalachian State *	W	93	83
Feb. 3	Davidson *	L	85	98
Feb. 5	Marshall *	W	125	104

Feb. 8	at Wofford	W	84	72
Feb. 10	at The Citadel *	W	74	73
Feb. 12	Chattanooga *	W	81	76
Feb. 14	at VMI *	L	73	90
Feb. 17	at Furman *	W	97	85
Feb. 19	Georgia Southern *	W	83	64
Feb. 24	at East Tennessee State *	W	93	91
Feb. 26	Appalachian State *	W	91	72
Mar. 1	vs. Appalachian State #	W	74	66
Mar. 2	vs. VMI #	W	97	93
Mar. 3	vs. Davidson #	W	69	60
Mar. 14	vs. #4 Purdue \$ ^ - SEE NOTE	L	71	73

+ - New Mexico Lobo Classic (Albuquerque, N.M.)
* - Southern Conference Game
- SoCon Tournament (Greensboro, N.C.)
\$ - NCAA Tournament (West Region, Albuquerque, N.M.)
^ - NOTE: Game versus Purdue was later ruled a forfeit by the NCAA as the Boilermakers used an ineligible player.

1996-97

Overall: 14-13; SoCon: 7-7

Head Coach: Phil Hopkins, 2nd season (31-26, 17-11 SoCon)

Nov. 23	at #1 Cincinnati	L	72	99
Nov. 26	Bryan	W	91	46
Nov. 30	Anderson	W	99	50
Dec. 2	Limestone	W	120	76
Dec. 14	at #24 Alabama	L	48	100
Dec. 15	at Auburn	L	55	80
Dec. 17	at Mercer	W	93	84
Dec. 21	at Austin Peay	W	76	69
Dec. 30	at #13 Duke	L	54	104
Jan. 4	Wofford	W	93	78
Jan. 6	The Citadel *	L	68	82
Jan. 9	at Wofford	W	93	78
Jan. 11	Appalachian State *	L	76	81
Jan. 13	at Davidson *	L	71	80
Jan. 18	at Marshall *	L	76	96
Jan. 20	The Citadel *	W	76	57
Jan. 25	at Chattanooga *	L	60	87
Jan. 27	Furman *	W	85	76
Feb. 1	at Georgia Southern *	L	71	93
Feb. 3	East Tennessee State *	W	65	54
Feb. 6	at Kentucky	L	55	82
Feb. 8	at Appalachian State *	L	66	68
Feb. 10	VMI *	W	84	65
Feb. 15	Chattanooga *	W	68	66
Feb. 17	at Furman *	W	68	61
Feb. 22	Georgia Southern *	W	67	49
Feb. 28	vs. Appalachian State #	L	68	87

* - Southern Conference Game
- SoCon Tournament (Greensboro, N.C.)

1997-98

Overall: 12-15; SoCon: 6-9

Head Coach: Phil Hopkins, 3rd season (43-41, 23-20 SoCon)

Nov. 14	at Kansas State	L	74	93
Nov. 16	at Missouri	L	64	85
Nov. 20	Belmont Abbey	W	92	75
Nov. 25	Austin Peay	W	71	57
Nov. 28	vs. UNC Wilmington +	L	60	72
Nov. 29	vs. Charleston Southern +	W	79	68
Dec. 2	Bryan	W	84	60
Dec. 5	at Minnesota	L	46	63



1996 SoCon South Division & SoCon Tournament Champions



Table with columns: Date, Opponent, Result, Points For, Points Against. Includes games from Dec. 7 to Feb. 26.

+ - Fayetteville Coca-Cola Classic (Fayetteville, N.C.)
* - Southern Conference Game
- SoCon Tournament (Greensboro, N.C.)

1998-99

Overall: 8-21; SoCon: 2-14

Head Coach: Phil Hopkins, 4th season (51-62, 25-34 SoCon)

Table with columns: Date, Opponent, Result, Points For, Points Against. Includes games from Nov. 4 to Feb. 27.

+ - IGA SuperThrift Sooner Holiday Classic (Norman, Okla.)
* - Southern Conference Game
- SoCon Tournament (Greensboro, N.C.)

1999-2000

Overall: 14-14; SoCon: 7-9

Head Coach: Phil Hopkins, 5th season (65-76, 32-43 SoCon)

Table with columns: Date, Opponent, Result, Points For, Points Against. Includes games from Nov. 19 to Mar. 2.

+ - Ameritas Classic (Lincoln, Neb.)
* - Southern Conference Game
- SoCon Tournament (Greenville, S.C.)

2000-01

Overall: 6-25; SoCon: 3-13

Head Coach: Steve Shurina, 1st season (6-25, 3-13 SoCon)

Table with columns: Date, Opponent, Result, Points For, Points Against. Includes games from Nov. 17 to Mar. 2.

+ - America's Youth Classic (Nashville, Tenn.)
* - Southern Conference Game
- SoCon Tournament (Greenville, S.C.)

2001-02

Overall: 12-16; SoCon: 6-10

Head Coach: Steve Shurina, 2nd season (18-41, 9-23 SoCon)

Table with columns: Date, Opponent, Result, Points For, Points Against. Includes games from Nov. 19 to Feb. 28.

* - Southern Conference Game
- SoCon Tournament (North Charleston, S.C.)

2002-03

Overall: 9-19; SoCon: 6-10

Head Coach: Steve Shurina, 3rd season (27-60, 15-33 SoCon)

Table with columns: Date, Opponent, Result, Points For, Points Against. Includes games from Nov. 22 to Feb. 1.

Table with columns: Date, Opponent, Result, Points For, Points Against. Includes games from Feb. 3 to Mar. 5.

* - Southern Conference Game
- SoCon Tournament (North Charleston, S.C.)

2003-04

Overall: 13-15; SoCon: 6-10

Head Coach: Steve Shurina, 4th season (40-75, 21-43 SoCon)

Table with columns: Date, Opponent, Result, Points For, Points Against. Includes games from Nov. 21 to Mar. 3.

+ - Holiday Stores/Big R Classic (Bozeman, Mont.)
* - Southern Conference Game
- SoCon Tournament (North Charleston, S.C.)

2004-05

Overall: 8-22; SoCon: 3-13

Head Coach: Steve Shurina, 5th season (48-97, 24-56 SoCon)

Table with columns: Date, Opponent, Result, Points For, Points Against. Includes games from Nov. 14 to Mar. 2.

% - Black Coaches Association Classic (Milwaukee, Wis.)
* - Southern Conference Game
- SoCon Tournament (Chattanooga, Tenn.)

2005-06

Overall: 13-17; SoCon: 7-7

Head Coach: Larry Hunter, 1st season (13-17, 7-7 SoCon)

Table with columns: Date, Opponent, Result, Points For, Points Against. Includes games from Nov. 10 to Nov. 28.



Nov. 30	Montreat	W	76	59
Dec. 3	UNC Asheville	W	80	64
Dec. 7	at #17 Maryland	L	57	87
Dec. 10	at East Carolina	W	56	48
Dec. 18	The Citadel *	W	83	57
Dec. 21	Gardner-Webb (OT)	L	83	90
Dec. 31	at Georgia	L	65	89
Jan. 3	at Mississippi	L	59	65
Jan. 19	at Appalachian State *	L	53	68
Jan. 14	Chattanooga *	W	74	56
Jan. 16	at UNC Greensboro *	W	87	76
Jan. 21	at Elon *	L	48	50
Jan. 23	College of Charleston *	L	59	67
Jan. 28	at Wofford *	L	57	76
Jan. 30	Furman *	W	85	76
Feb. 4	at Davidson *	W	77	70
Feb. 6	at Georgia Southern *	L	67	72
Feb. 13	Appalachian State *	L	66	83
Feb. 18	Elon * (OT)	W	85	78
Feb. 21	UNC Greensboro *	W	67	53
Feb. 25	at Chattanooga *	L	67	71
Mar. 2	vs. UNC Greensboro #	L	65	69

% - NABC Classic (Blacksburg, Va.)
 \$ - Two Rivers Shootout (Wells Fargo Center, Des Moines, Iowa)
 * - Southern Conference Game
 # - SoCon Tournament (North Charleston, S.C.)

2006-07

Overall: 11-20; SoCon: 7-11

Head Coach: Larry Hunter, 2nd season (24-37, 14-18 SoCon)

Nov. 11	at UNC Asheville	W	61	46
Nov. 17	at Purdue	L	57	82
Nov. 20	Atlanta Christian	W	105	40
Nov. 27	Tocco Falls	W	117	58
Nov. 29	at Wofford *	W	81	75
Dec. 2	at Xavier	L	61	95
Dec. 9	at Gardner-Webb (OT)	L	73	74
Dec. 16	at Dayton	L	55	66
Dec. 18	The Citadel *	W	82	63
Dec. 21	College of Charleston *	L	75	82
Dec. 23	at #22 Clemson	L	60	103
Dec. 28	at Saint Mary's %	L	82	93
Dec. 29	vs. Rice %	L	62	67
Jan. 3	at South Carolina	L	53	67
Jan. 6	UNC Greensboro *	W	57	54
Jan. 8	at Chattanooga *	W	73	67
Jan. 15	at Appalachian State *	L	91	100
Jan. 20	at Furman *	L	67	79
Jan. 22	Elon *	L	64	77
Jan. 27	at Davidson *	L	59	79
Jan. 29	Wofford * (OT)	W	77	74
Feb. 3	at The Citadel *	W	78	68
Feb. 5	at College of Charleston *	L	64	76
Feb. 10	Georgia Southern *	W	69	57
Feb. 12	Chattanooga *	L	72	75
Feb. 14	at UNC Greensboro *	L	68	79
Feb. 17	Davidson *	L	59	92
Feb. 19	Appalachian State *	L	65	76
Feb. 22	at Elon *	L	65	74
Feb. 28	vs. Elon #	W	69	65
Mar. 1	vs. Appalachian State #	L	59	78

% - Saint Mary's Shamrock Invitational (Moraga, Calif.)
 * - Southern Conference Game
 # - SoCon Tournament (North Charleston, S.C.)

2007-08

Overall: 10-21; SoCon: 6-14

Head Coach: Larry Hunter, 3rd season (34-58, 20-32 SoCon)

Nov. 9	vs. Bowling Green %	W	63	60
Nov. 10	at Cincinnati %	L	64	66
Nov. 11	vs. Belmont %	L	70	79
Nov. 14	Methodist	W	87	76
Nov. 20	UNC Asheville	L	73	83
Nov. 27	at Elon *	L	49	59
Dec. 1	College of Charleston *	L	84	86
Dec. 5	North Carolina Central	W	84	64
Dec. 15	at #13 Indiana	L	52	100
Dec. 17	at Illinois	L	35	58
Dec. 27	Presbyterian	W	60	57
Dec. 29	at North Carolina State	L	62	74
Jan. 3	at Furman*	L	60	64
Jan. 5	at Davidson *	L	73	86
Jan. 10	Furman *	W	73	65
Jan. 12	at Chattanooga *	L	55	85
Jan. 21	Davidson *	L	73	86
Jan. 24	Elon *	W	72	60
Jan. 26	at Wofford *	L	73	83
Jan. 28	Georgia Southern *	L	58	69
Feb. 2	Appalachian State *	L	64	69
Feb. 4	Chattanooga *	W	70	64
Feb. 7	at Georgia Southern *	L	63	72
Feb. 14	at The Citadel *	L	51	57
Feb. 16	at College of Charleston *	W	65	57
Feb. 21	UNC Greensboro *	L	62	74
Feb. 23	The Citadel *	W	61	42

Feb. 28	Wofford *	W	62	57
Mar. 1	at Appalachian State *	L	63	74
Mar. 3	at UNC Greensboro *	L	55	60
Mar. 7	vs. Wofford #	L	49	58

% - Peggy Cronin Classic (Cincinnati, Ohio)
 * - Southern Conference Game
 # - SoCon Tournament (North Charleston, S.C.)

2008-09

Overall: 10-21; SoCon: 6-14

Head Coach: Larry Hunter, 3rd season (34-58, 20-32 SoCon)

- Co-Southern Conference North Division Champions -

Nov. 14.	at #2 Connecticut	L	55	81
Nov. 20	Tocco Falls	W	120	62
Nov. 27	vs. San Diego State %	L	58	59
Nov. 28	vs. Louisiana Tech %	W	76	62
Nov. 29	vs. Northern Illinois %	W	71	67
Dec. 6	at Kent State	W ot	89	84
Dec. 15	Tennessee Wesleyan	W	110	67
Dec. 17	Gardner-Webb	L	90	96
Dec. 19	at #23 Marquette	L	77	94
Dec. 31	at UNC Asheville	L	78	81
Jan. 3	at Furman *	W	68	57
Jan. 8	UNC Greensboro *	W	80	75
Jan. 10	Elon *	W	74	67
Jan. 15	at Samford *	L	64	76

Jan. 17	at Chattanooga *	L	75	82
Jan. 19	Georgia Southern *	W	89	75
Jan. 22	at The Citadel *	L	52	66
Jan. 24	at Appalachian State *	L	70	76
Jan. 29	Furman *	W	63	54
Jan. 31	Wofford *	W	77	65
Feb. 2	at Davidson *	L	65	89
Feb. 5	College of Charleston *	W	70	68
Feb. 7	The Citadel *	L	66	75
Feb. 11	at College of Charleston *	L	67	78
Feb. 14	Appalachian State *	W	89	84
Feb. 19	at Elon *	L	66	72
Feb. 21	at UNC Greensboro *	W	69	56
Feb. 23	at Wofford *	L	66	81
Feb. 26	Samford *	W	65	58
Feb. 28	Chattanooga *	W	86	77
Mar. 7	vs. College of Charleston #	L	48	67

% - Great Alaska Shootout (Anchorage, Alaska)
 * - Southern Conference Game
 # - SoCon Tournament (Chattanooga, Tenn.)

*Numbers next to opponents represent National Rankings. The Associated Press Men's Basketball Poll began in 1949 and was a Top 10 poll until the 1968-69 season when it was expanded to include the Top 20. It remained a Top 20 poll until the 1989-90 season when it expanded to a Top 25 poll. The polls ran weekly and concluded after the NCAA tournament until 1975-76 when the final poll was released the Monday prior to the start of the NCAA tournament.



2008-09 Southern Conference North Division Co-Champions:

Front Row (l-r): Assistant Coach Wade O'Connor, Assistant Coach Andre Gray, Joey Parker, Tim Magowan, Brandon Giles, Brigham Waginger, Jake Robinson, Kendall Russell, Adrian Gailliard, Head Coach Larry Hunter and Assistant Coach Anquell McCollum.

Back Row (l-r): Keaton Cole, Christian Tonkins, Harouna Mutombo, Blake Gallagher, Richie Gordon, Sam Smithson, Antoine Childs, Greg Avery and Dominique Quarles.





WCU ALL-TIME SERIES HISTORY

Opponent	W	L	1st Mtg	Last Mtg
Alabama	0	3	1981	2004
Allen	4	0	1971	1972
American Enka	5	4	1949	1954
Anderson	4	0	1997	1999
APPALACHIAN STATE	57	104	1928	2009
Arizona State	0	1	1984	1984
Arkansas	1	1	1998	2004
Arkansas-Little Rock	0	1	1998	1998
ARKANSAS-MONTICELLO			FIRST MEETING	
Asheville Bombers	0	3	1947	1947
Asheville Waste Paper	1	2	1946	1947
Athens State	1	0	1966	1966
Atlanta Christian	3	0	2004	2006
Auburn	0	4	1974	1997
Augusta	6	2	1985	1991
Austin Peay	3	3	1973	1998
Averett	3	0	1981	2004
Baltimore	0	1	1960	1960
Ball State	0	1	1992	1992
Barber-Scotia	0	1	1972	1972
Barton	31	17	1948	1971
Bartow AFB	2	0	1957	1958
Bellemeine	1	0	1967	1967
Belmont	0	3	2000	2007
Belmont Abbey	11	5	1955	1998
Benedict	2	0	1971	1971
BEREA (KY.)			FIRST MEETING	
Bethel (Tenn.)	0	1	1972	1972
BINGHAMTON			FIRST MEETING	
Bluefield	2	0	1980	1988
Bowling Green	2	0	2005	2007
BRADLEY			FIRST MEETING	
Brevard	4	0	1946	1947
Brigham Young	0	1	1982	1982
Bryan	3	0	1987	1988
CAMPBELL	19	4	1962	1991
Canterbury (Ind.)	0	1	1947	1947
Canton YMCA	2	0	1947	1947
Carson-Newman	40	20	1946	1980
Catawba	32	18	1946	1974
Central Wesleyan	2	0	1981	1983
Charleston (W.Va)	1	0	1969	1969
Charleston AFB	3	0	1955	1957
COL. OF CHARLESTON	5	15	1953	2009
Charleston Southern	9	4	1970	1998
CHATTANOOGA	17	52	1970	2009
Cincinnati	0	2	1996	2007
THE CITADEL	26	31	1977	2009
City Electric	1	0	1948	1948
CLEMSON	0	9	1979	2006
Coastal Carolina	2	4	1989	2002
Coker	1	1	1994	1996
Columbia	1	0	1999	1999
Concord	1	0	1966	1966
Connecticut	0	1	2008	2008
Cumberland (Ky.)	1	0	1964	1964
DAVIDSON	18	35	1977	2009
Dayton	0	1	2006	2006
Dayton Rubber	2	1	1946	1947
DePaul	0	1	2002	2002
Duke	0	3	1994	1997
DUQUESNE			FIRST MEETING	
East Carolina	15	25	1948	2006
East Tennessee State	22	42	1931	2005
East Texas State	1	0	1975	1975
Eastern Kentucky	0	2	1970	1971
Eastern Michigan	0	1	2001	2001
Eastern Montana	1	0	1963	1963
Earlham	1	0	1963	1963
Eckerd	1	0	1992	1992
ELON	33	41	1947	2008
Emmanuel	2	0	2002	2004
Emory & Henry	1	0	1983	1983
Erskine	7	7	1948	1994
Fairmont State	1	0	1964	1964
Fayetteville State	0	1	1992	1992
Ferrum	2	0	1987	1988
Florida	0	1	1987	1987
Florida State	1	2	1986	2001

Opponent	W	L	1st Mtg	Last Mtg
Fort Hayes State	2	0	1963	1973
FURMAN	23	35	1977	2009
GARDNER-WEBB	4	5	1971	2008
Georgetown (Ky.)	0	3	1959	1972
Georgia Military	2	0	1947	1947
Georgia	0	5	1994	2006
GEORGIA SOUTHERN	11	17	1949	2009
Georgia Tech	1	6	1979	1996
Grambling State	1	0	1992	1992
Greensboro College	2	0	1974	1988
Groat's All-Stars	0	1	1952	1952
Guilford	27	10	1946	2001
High Point	19	36	1946	2006
Huntingdon	1	0	1960	1960
Illinois	0	1	2007	2007
Illinois State	1	0	1970	1970
Indiana	0	1	2007	2007
Indiana State	0	1	1980	1980
Indiana Tech	0	1	1967	1967
Iowa	0	2	1995	2004
Iowa State	0	2	1995	2001
Jacksonville (Fla.)	0	1	1961	1961
Jacksonville State	0	1	2004	204
Johnson C. Smith	2	0	1973	1973
James Madison	0	2	1978	1978
Kansas	0	3	1985	1988
Kansas State	1	1	1998	2001
Kentucky	0	2	1989	1997
Kent State	1	0	2008	2008
King	1	0	1958	1958
LaSalle	1	0	1982	1982
Lamar	1	0	1965	1965
Lander	1	0	1993	1993
Lee	0	1	2001	2001
Lees-McRae	1	0	1999	1999
Lenoir-Rhyne	33	38	1946	1977
Lewis & Clark	1	0	1993	1993
Liberty	1	1	2002	2004
Limestone	2	0	1981	1997
Lincoln Memorial	2	2	1955	1996
Lincoln (Mo.)	0	1	1968	1968
Louisiana Tech	1	1	1984	2008
LOUISVILLE	0	1	1995	1995
Lynchburg	1	0	1984	1984
Marquette	0	4	1975	2008
Mars Hill	19	7	1946	1993
Marshall	13	29	1976	2002
Maryland	0	2	1998	2006
Maryland-Eastern Shore	1	1	1969	1982
Maryville (Tenn.)	3	4	1948	1980
McCrory Eagles	1	0	1957	1957
Mercer	3	2	1979	1999
Methodist	6	0	1981	2007
Middle Tennessee State	1	2	1974	1981
Miles	1	0	1963	1963
Milligan	6	1	1955	2004
Millikin	1	0	1968	1968
Minnesota	0	2	1994	1998
Mississippi	0	1	2006	2006
Missouri	0	2	1998	1999
Monroe	1	0	1949	1949
Montana State	0	1	1984	1984
Montclair State	0	1	1968	1968
Montevallo	0	1	1989	1989
Montreat	2	0	2004	2006
Moore Hospital	1	1	1946	1946
Morehead State	1	1	1983	1983
Murray State	0	1	1972	1972
Nebraska	1	0	1999	1999
Newberry	13	4	1948	1998
North Carolina	0	1	1957	1957
UNC ASHEVILLE	22	18	1966	2008
UNC Charlotte	0	2	1986	1987
UNC GREENSBORO	17	15	1979	2009
UNC Wilmington	4	2	1975	1998
North Carolina A&T	3	6	1966	1988
North Carolina Central	1	0	2007	2007
North Carolina State	0	13	1975	2007
North Georgia	20	1	1948	1976

Opponent	W	L	1st Mtg	Last Mtg
Northern Illinois	1	0	2008	2008
Northern Iowa	0	1	2006	2006
North Greenville	2	0	2003	2004
Northwestern	0	1	1999	1999
Oglethorpe	1	1	1972	1972
Oklahoma	0	1	1998	1998
Old Dominion	0	2	1977	1977
Oral Roberts	0	1	1969	1969
Orlando AFB	1	0	1957	1957
Pan American	1	2	1963	1965
Peerless Woolens	0	2	1950	1953
Pembroke State	0	1	1968	1968
Penn State	0	1	2004	2004
Pfeiffer	19	4	1960	1990
Phiblant Navy	1	0	1971	1971
Piedmont	37	5	1949	2004
Pittsburg State	0	1	1972	1972
Pittsburgh-Johnstown	1	0	1974	1974
Plattsburg State	1	0	1969	1969
Presbyterian	11	1	1966	2007
Purdue	0	2	1996	2006
Queens College	1	0	1999	1999
Quincy	1	0	1968	1968
Rhode Island	0	1	1969	1969
Radford	2	2	1985	2006
Reinhardt	0	1	2002	2002
Rice	0	1	2006	2006
Rio Grande	1	0	1965	1965
Roanoke	1	1	1976	1976
Rollins	1	4	1956	1961
St. Andrews	2	0	1991	1993
St. Benedict's (Kan.)	0	1	1967	1967
ST. CATHARINE (KY.)			FIRST MEETING	
St. Joseph's	0	1	2001	2001
St. Leo	1	0	1975	1975
St. Mary's (Calif.)	1	1	1984	2006
St. Mary's (Md.)	1	0	2001	2001
St. Peter's	0	1	1979	1979
Salem	1	0	1974	1974
SAMFORD [HOWARD]	3	1	1962	2009
San Diego State	0	1	2008	2008
South Carolina	0	7	1979	2006
South Carolina State	3	1	1971	2001
Southeast Missouri State	0	1	1999	1999
Southeastern College	1	0	2002	2002
Southeastern Louisiana	1	0	2004	2004
South Florida	0	1	1990	1990
Southern Tech	3	1	1972	1975
Southwestern (La.)	0	1	1965	1965
Stetson	1	4	1956	2002
Tampa	1	2	1956	1959
Tennessee	1	6	1988	2002
Tennessee Tech	2	5	1942	1991
Tennessee Wesleyan	4	1	1970	2008
TEXAS			FIRST MEETING	
Texas-Arlington	0	1	1996	1996
Toccoa Falls	6	0	2001	2008
Toledo	0	1	1975	1975
Tusculum	6	2	1947	1999
Troy State	1	1	1961	1972
Union (Ky.)	2	2	1960	1995
Upper Iowa	0	1	1967	1967
Valdosta State	0	1	1976	1976
Vanderbilt	0	2	1983	2001
Virginia Commonwealth	0	4	1977	1978
VMI	29	20	1978	2003
Virginia Tech	0	3	1993	2006
Voorhees	3	0	1972	1973
Walsh	1	0	1974	1974
West Virginia	0	1	2002	2002
Western Kentucky	0	1	1989	1989
Western New Mexico	0	1	1972	1972
Wichita State	0	1	2001	2001
Winston-Salem State	1	0	1969	1969
Wisconsin	0	1	2004	2004
WOFFORD	21	15	1948	2009
Xavier (La.)	1	0	1989	1989
Xavier (Ohio)	0	2	2006	2006



YEAR-BY-YEAR TEAM W-L RECORDS

Year	Overall		SoCon	SoCon	Head Coach
	Won	Lost	Record	Finish	
1928-29	13	- 6	- -		Pete Plemmons
1929-30	12	- 8	- -		Pete Plemmons
1930-31	10	- 8	- -		Pete Plemmons
1931-32	12	- 5	- -		C.C. Poindexter
1932-33	12	- 6	- -		C.C. Poindexter
1933-34	11	- 11	- -		C.C. Poindexter
1934-35	15	- 8	- -		C.C. Poindexter
1935-36	14	- 10	- -		Ralph James
1936-37	12	- 9	- -		Ralph James
1937-38	11	- 10	- -		Ralph James
1938-39	10	- 10	- -		James Whatley
1939-40	13	- 6	- -		James Whatley
1940-41	12	- 6	- -		James Whatley
1941-42	8	- 6	- -		James Whatley
1942-43	10	- 6	- -		Pete McDonald
1943-44	9	- 5	- -		Pete McDonald
1944-45	8	- 8	- -		Ralph Seals
1945-46	13	- 7	- -		Marion McDonald
1946-47	15	- 15	- -		Marion McDonald
1947-48	15	- 11	- -		Tuck McConnell
1948-49	16	- 13	- -		Tuck McConnell
1949-50	6	- 19	- -		Tuck McConnell
1950-51	6	- 20	- -		Jim Gudger
1951-52	13	- 14	- -		Jim Gudger
1952-53	22	- 8	- -		Jim Gudger
1953-54	16	- 9	- -		Jim Gudger
1954-55	11	- 16	- -		Jim Gudger
1955-56	15	- 14	- -		Jim Gudger
1956-57	21	- 11	- -		Jim Gudger
1957-58	18	- 10	- -		Jim Gudger
1958-59	24	- 4	- -		Jim Gudger
1959-60	14	- 13	- -		Jim Gudger
1960-61	7	- 20	- -		Jim Gudger
1961-62	21	- 8	- -		Jim Gudger
1962-63	28	- 7	- -		Jim Gudger
1963-64	20	- 6	- -		Jim Gudger
1964-65	14	- 13	- -		Jim Gudger
1965-66	19	- 9	- -		Jim Gudger
1966-67	15	- 13	- -		Jim Gudger
1967-68	20	- 9	- -		Jim Gudger
1968-69	7	- 18	- -		Jim Gudger
1969-70	13	- 18	- -		Jim Hartbarger

Year	Overall		SoCon	SoCon	Head Coach
	Won	Lost	Record	Finish	
1970-71	25	- 5	- -		Jim Hartbarger
1971-72	20	- 16	- -		Jim Hartbarger
1972-73	12	- 13	- -		Jim Hartbarger
1973-74	11	- 14	- -		Jim Hartbarger
1974-75	15	- 11	- -		Jim Hartbarger (5-7) Fred Conley (10-4)
1975-76	13	- 12	- -		Fred Conley
1976-77	8	- 16	- -		Fred Conley
1977-78	7	- 19	4 - 8	6th	Steve Cottrell
1978-79	14	- 14	5 - 7	4th	Steve Cottrell
1979-80	17	- 10	9 - 7	3rd	Steve Cottrell
1980-81	18	- 10	9 - 7	4th-t	Steve Cottrell
1981-82	19	- 8	11 - 5	2nd	Steve Cottrell
1982-83	17	- 12	9 - 7	4th	Steve Cottrell
1983-84	15	- 13	9 - 7	3rd	Steve Cottrell
1984-85	14	- 14	8 - 8	4th	Steve Cottrell
1985-86	14	- 14	8 - 8	5th-t	Steve Cottrell
1986-87	10	- 19	4 - 12	7th	Steve Cottrell
1987-88	8	- 19	2 - 14	9th	Herb Krusen
1988-89	12	- 16	4 - 10	8th	Dave Possinger
1989-90	10	- 18	3 - 11	8th	Greg Blatt
1990-91	11	- 17	3 - 11	7th	Greg Blatt
1991-92	11	- 17	5 - 9	5th	Greg Blatt
1992-93	6	- 21	2 - 16	10th	Greg Blatt
1993-94	12	- 16	8 - 10	5th	Benny Dees
1994-95	14	- 14	8 - 6	2nd S	Benny Dees
1995-96	17	- 13	10 - 4	1st S	Phil Hopkins
1996-97	14	- 13	7 - 7	2nd S	Phil Hopkins
1997-98	12	- 15	6 - 9	4th-t N	Phil Hopkins
1998-99	8	- 21	2 - 14	6th N	Phil Hopkins
1999-2000	14	- 14	7 - 9	5th N	Phil Hopkins
2000-01	6	- 25	3 - 13	6th N	Steve Shurina
2001-02	12	- 16	6 - 10	4th N	Steve Shurina
2002-03	9	- 19	6 - 10	4th N	Steve Shurina
2003-04	13	- 15	6 - 10	5th N	Steve Shurina
2004-05	8	- 22	3 - 13	6th N	Steve Shurina
2005-06	13	- 17	7 - 7	3rd N	Larry Hunter
2006-07	11	- 20	7 - 11	3rd N	Larry Hunter
2007-08	10	- 21	6 - 14	5th N	Larry Hunter
2008-09	16	- 15	11 - 9	3rd N	Larry Hunter
2009-10	-	-	-	-	Larry Hunter
Totals	1077	1037	198	303	




WCU COACHING HISTORY



JIM GUDGER - 1950-69




GREG BLATT - 1989-93



DAVE POSSINGER - 1988-89




JIM HARTBARGER - 1969-75



BENNY DEES - 1993-95



PHIL HOPKINS - 1995-2000



STEVE SHURINA - 2000-05

ALL-TIME WCU COACHING RECORDS						
Head Coach	Seasons	W	L	Pct.	First Year	Last Year
Pete Plemmons	3	35	22	.614	1928-29	1930-31
C.C. Poindexter	4	50	30	.625	1931-32	1934-35
Ralph James	4	47	39	.546	1935-36	1938-39
James Whatley	3	33	18	.647	1939-40	1941-42
Marion McDonald	2	28	22	.560	1945-46	1946-47
Tuck McConnell	3	37	43	.436	1947-48	1949-50
Jim Gudger	19	311	222	.583	1950-51	1968-69
Jim Hartbarger	5.5	86	73	.541	1969-70	1974-75
Fred Conley	2.5	31	32	.492	1974-75	1976-77
Steve Cottrell	10	145	133	.521	1977-78	1986-87
Herb Krusen	1	8	19	.296	1987-88	1987-88
Dave Possinger	1	12	16	.429	1988-89	1988-89
Greg Blatt	4	38	73	.342	1989-90	1992-93
Benny Dees	2	26	30	.464	1993-94	1994-95
Phil Hopkins	5	65	76	.461	1995-96	1999-2000
Steve Shurina	5	48	97	.331	2000-01	2004-05
Larry Hunter	4	50	73	.407	2005-06	Present



STEVE COTTRELL spent 10 seasons as WCU head men's basketball coach, garnering Southern Conference Coach of the Year accolades for the 1979-80 season.



LARRY HUNTER - 2006-PRES.



WESTERN CAROLINA ALL-TIME LETTERWINNERS

- A -

Howard Ainsley..... 1974-76
Nick Aldridge.....2006-07
Robert Anderson.....1999
Nathan Arthur.....1964
Emre Atsur.....2001-04
Greg Avery.....2008-09

- B -

Tom Ballou.....1943
J.B. Barham.....1990-91
Howard Barnhorst.....1946-48
Willie Battle.....1989
Bobby Baucom.....1973-74
Dale Beaver.....1965-66
Jim Beel.....1968
Alex Bell.....1977
Quinton Bell.....1976
Tony Bell.....1973
James Bennett.....1951
Bill Benson.....1961-63
Brian Benson.....1994
Eric Berg.....1966-67
David Berghoefer.....2003-06
John Bloom.....1964-67
Charles Bouie.....2006
Bill Bowen.....1956-57
Terry Boyd.....1991-92
Scott Bradley.....1992-95
Rans Brempong (redshirted 2004).....2001-05
Henry Brinkman.....1969
John Brintnall.....1963-66
Paul Brintnall.....1964
Larry Brooks.....1964
Chris Brown.....1985
Kenny Brown.....1988
Mal Brown.....1967-70
Ramon Brown.....1993
Brian Brunson.....1984-85
Joey Bryson.....1996, 1998-99
Paul Buchanan.....1929-30
Monty Bumper.....1991
Steve Burnett.....1974-76
Jack Burrell.....1968
Paul Burton.....1953
William Butler.....1996-97

- C -

Larry Caldwell.....1978-81
O.V. Cagle.....1951-52
Forrest Callaway.....1978-80
Brian Campbell.....1988
Rick Campbell.....1971-73
Brett Carey.....1997-98
Ronnie Carr.....1980-82
Reggie Carson.....1991
Artis Carter.....1948-51
Lazarus Chennault.....1996-97
Glymph Childress.....1972-73
ANTOINE CHILDS.....2008-PRES.
John City.....1957-58
Mario Claytor.....1997
Dallas Cloer.....1956
Cedric Cokely.....1982-85
KEATON COLE.....2008-PRES.
Caldwell Coleman.....1983-84
Harold Collins.....1943
Max Collins.....1948-49
Craig Cordes.....1982
Ray Cox.....1950
Ronald Craig.....1962
Charles Crawford.....1960
John Crawford.....1930
Jack Cunningham.....1950, 54
Paul Cuthberston.....1998

- D -

Eric Dailey.....1990-91
Joe Daniels.....1960
Greg Dates.....1992
Leon Davis.....1998, 2000
Ray Davis.....1948
Jimmy Dean.....1969-70
Josh Dees.....2006-07
Bobby Dellinger.....1959
Greg Dennis.....1979-82
Blaine Denton.....1930
Clarence Des Bordes.....1978-81
Bill Dewitt.....1967
Gus Dillahunt.....1973
George Dixon.....1982
Harry Dolan.....1978-80
David Donerlson.....1989-90
George Dotkin.....1974, 76-77
Derrick Drummond.....1998

- E -

Dave Edwards.....1982-83
Dave Ehle.....1959-60
Tommy Ellis.....1946
Dave Elmore.....1958-60
Cary Elvington.....1967-68
Stacy Ervin.....1998-99

- F -

Todd Feller.....1970
Arthur Fincannon.....1929-30
Henry Finch.....1972
Bill Fleming.....1973
Joel Fleming.....1995-98
Tim Ford.....1992-95
Buddy Foster.....1949, 1951-52
Joe Fountain.....1948-50
Charles Fowler.....1951
Swede Frauson.....1958-59
Willie Freeman.....2001-02
Bobby Frier.....1973
A.W. Furr.....1953

- G -

ADRIAN GAILLIARD.....2008-PRES.
Robert Gaines.....1990-93
BLAKE GALLAGHER.....2007-PRES.
Ricky Gandy.....2000-01
Kenny Gamer.....1998
LeRoy Gasque.....1985-87
Andre Gault.....1985-88
Bobby Getter.....1991-92
Lee Gibbs.....1974-76
Russell Gibbs.....1976-77
Ken Gibson.....1994-97
Mel Gibson.....1960-63
Jack Gilbert.....1964-67
BRANDON GILES.....2006-PRES.
John Gloyne.....1949
Bennie Goettie.....1988-89
RICHIE GORDON.....2007-PRES.
Arnold Gore.....2006-08
Danny Gorelick.....1997
Alfred Graham.....1976
Jarvis Graham.....1995-98
Larry Grant.....1970-73
Keith Gray.....1989-90
Kyle Greathouse.....2004-07
Elgie Green.....1985-86
Michael Green.....1999
Dave Greene.....1961-63
Bob Greenson.....1950
Bo Greenwood.....1990
Leon Gregory.....1948
Bill Gustafson.....1961-64

- H -

Roger Hamilton.....1980
Willie Hamilton.....1975-77
Dennis Hamlett.....1968
Jim Hammond.....1967
Mike Haskett.....1969
Kori Hatcher.....2000-03
Bruce Hawkins.....1983-84
Hal Hawkins.....1974
Jarvis Hayes.....2000
Jonas Hayes.....2000
Ricky Head.....1978
Sam Henson.....1930
Joe Higgins.....1956
Robert Hill.....1986-89
Bob Holcombe.....1955-56
Mike Holt.....1979
Dwayne Hood.....1999
Ronnie Hoover.....1978
Trey Hopkins.....2005-06
Tony Hope.....1966-67
Bill Horne.....1961-64
John Howard.....1975-76
Vance Hughes.....1977
Chris Hunter.....1993-94
Robert Hutchinson.....1986-88

- J -

Ben Jackson.....1953
Pat Jarvis.....1970
Jamar Jenkins.....2006
Charlie Johnson.....1951-52
James Johnson.....2003-04
Maurice Johnson.....1986-89
Stan Johnson.....2006-07
Dave Jones.....1957-60
Jimmy Jordan.....1953-56

- K -

Colin Kearns.....1999-2000
Richard Kemp.....1962
Willard Kendrick.....1970
Frankie King.....1994-95
Greg Kinman.....1969
George Kirby.....1955, 1957
J.B. Kiser.....1964-65
Pearl Kitchens.....1930
Reggie Kitchens.....1972-73
Jack Knighten.....1954-55
Kevin Kullum.....1995-96

- L -

Hal Lackey.....1955
Burt Lane.....1948-49
Scott Langford.....1974
Cory Largent.....1999-2002
Jay Lassiter.....1975-77
Tommy Lavelle.....1961-64
Barry Ledbetter.....1971
John Lewis.....1999
Myron Lewis.....1987-90
Paul Litz.....1968-70
Dan Lloyd.....1975-76
L.T. Lockett.....2003
Henry Logan.....1965-68
Quinton Lytle.....1981-85

- M -

Mitch Madden.....1988
Tim Magowan.....2007-09
Mike Manis.....1971
Kevin Martin.....2002-04
Numa Martin.....1951-54
Paul Martin.....1954



WESTERN CAROLINA ALL-TIME LETTERWINNERS

Larry Mayo1996-97
 Jimmy McCallister1977-80
 Anquell McCollum1993-96
 Charles McConnell1963-66
 Gene McConnell1967-70
 Cecil McCormick1953
 Mike McFarlane1981-84
 Bob McGinn1948-50
 Robbie McGinn1967
 Dan McHan1984
 Negus McKenna2005-08
 Bob McNeal1958
 Mike Meadows1975-76
 Bert Medford1974
 Tony Migiaolo1955-57
 Camden Miller2008
 Jim Miller1966
 Terry Miller1989-90
 Ike Mims1976-77
 Ben Mitchell1977
 Herb Moore1965
 Quentin Moore1981-84
 Tommy Mosely1999
 Corey Muirhead2003-06
 Cornelius Muller1989-90
 Darrell Murray1961-64
 HAROUNA MUTOMBO2008-PRES.

- N -

Jerry Nesbitt1965
 Scott Newman1992
 Kevin Nipper1978
 Lonzaya Nlandu2004-05
 Cory Norman1995

- O -

Kevin O'Brien1992
 Greg O'Conner1989
 Ike Olson1943, 45
 Alex Osipovitch2002-04
 Jared Outing2003-06
 Bob Owen1967
 Charles Owenby1966-67

- P -

Pat Padgett1960-61
 Bryant Pagan1979
 Jim Pardue1949-51
 Raymond Person1979
 Bruce Peterson1961-63
 Al Phillips1946
 Bobby Phillips1997-98
 Tommy Pittman1966
 Gary Plamondon1978
 Michael Plavich1999
 Doug Plemmons1978, 1980
 Michael Porrini2008
 Brent Poston1990
 Clyde Pressley1948-50
 Billy Proctor1972
 Benny Pryor1948
 Bucky Pryor1959-60
 Floyd Pryor1958
 Harris Pryor1955-58
 Buddy Pullium1951-54

- Q -

Domnique Quarles2008-09

- R -

Neil Rasnake2001
 Bob Ray1952-54; 1957
 Sammy Ray1956
 Lee Reavis1993

Max Rhodes1949
 Raymond Rhodes1943
 Vernon Rhodes1948-50
 Jerry Rice1943, 46
 Carey Rich1991
 Tommy Roach1970-71
 Robin Roberts1990
 Dave Roberts1954-55
 Greg Robison1969-70
 JAKE ROBINSON2006-PRES.
 Ralph Robinson1943
 Casey Rogers1999-2002
 Conley Rogers1929-30
 Cory Rogers1995
 Owen Rogers1955-56
 Richard Rogers1984-87
 Ronald Rogers1950-53
 Tres Rogers1994-95
 Lorenza Ross1994
 Ed Rudden1958-60
 Antonio Russell2005-07
 KENDALL RUSSELL2008-PRES.
 Terry Rutherford1978-79

- S -

Sam Sapp1968-69
 Scott Scholtz1994-97
 Doug Schutz1989
 Johnny Scott1993-95, 1997
 Carl Scruggs1949-50
 Gaston Seal1960-62
 Herman Seawell1968-69
 Todd Seibert1999-2001
 Joe Sexton1948
 Herman Shamel1952-55
 Pat Sharp1981-84
 Versile Shaw1995
 Randall Shields1954-57
 Floyd Showers1986-87
 Richard Sides1950
 Ralph Simmerman1987
 Si Simmons1980-83
 Dwaine Simpson1951-54
 Harmon Simpson1953
 Jan Sisk1953-54
 Dennis Sluder1954-55
 Sylvester Smalls1991
 David Smith1972
 Ike Smith1943
 Jon Smith1995
 Mike Smith1968
 Paul Smith1954-55
 Rod Snyder1968-72
 Lamont Speaks2002
 Joe Stafford1996-97
 Jim "Poss" Stevens1951-52, 54
 E.F. Stewart1948
 Zip Stowe1974, 1978
 Ned Straehla1950-53
 Mike Stump1970, 1973-74
 Gary Sutton1930
 Tim Swain1971
 Ronnie Swartzel1954-57

- T -

Bob Tate1948-49
 Eric Taylor1979
 Paul Taylor1951-52
 Steve Taylor1969
 Jackie Teague1958-60
 Gene Tebben1966
 Danny Tharpe1961-64
 Roy Tharpe1962
 B.J. Thompson1991-94

Bob Thompson1964-67
 Kirby Thurston1974-75
 Zac Thurwalker1990-91
 Chris Tipton1984-87
 Don Tomberlin1948-49
 Albert Toomer1972-75
 Christian Tonkins2008-09
 Kenny Trimier1980-83
 Forrest Tuff1994
 Randy Turbyfill1966-69
 Lamont Turner1991
 Mark Tveter1986

- U -

Charlie Underwood1948
 Bill Utley1981

- V -

Jeff VanDeMark1992-94
 Ray Volrath1953

- W -

Clifford Waddy1983-86
 BRIGHAM WAGINGER2006-PRES.
 Vincent Walker1984-87
 Chad Wall1998-99
 Clay Ward1967
 Charlie West1957
 Tommy Wheeler1951
 Val White1948-51
 Dondrell Whitmore1997-00
 Homer Wike1951
 Corey Williams1993-94
 Maurice Williams1992-93
 Tommy Williams1954-57
 Boo Williamson1949-51
 Bill Wilson1955, 1957-58
 Thomas "Bubba" Wilson1975-78
 Eric Wilson2005-06
 Homer Wilson1929-30
 Howard Winston1971-73
 Greg Wittman1966-69
 Joe Wolfe1970-73
 Scott Wood1985
 Terrence Woodyard2002-05
 Ronny Worsham1966-67
 Kerry Wright1996-97
 Woody Wright1968-70
 Kelvin Wylie2002

- Y -

Jim Yates1985-88
 Eric Young1979-80
 Greg Young1980-83
 Kevin Young1979-82
 Roy Young1985

NOTE: This list has been compiled from available records. If you are a former player and have been left off, please contact the WCU Athletics Department. Also, all former athletes are invited to join the Cats "W" Club, which will allow us to update our records more accurately.

Special thanks to Ronald Rogers for all his historical literature to assist in this list and the record book.



WESTERN CAROLINA ALL-TIME UNIFORM NUMBERS

- 0 -

Ricky Gandy *2001
Jared Outing *2003-05

- 1 -

Josh Dees * 2006
BRANDON GILES 2007-PRESENT

- 2 -

KENDALL RUSSELL 2008-PRESENT

- 3 -

Bruce Hawkins 1983-84
Chris Brown 1985
Maurice Johnson * 1987-89
Eric Dailey * 1990-91
Ramon Brown 1993
Frankie King 1994-95
Cory Largent 2001-02
Corey Muirhead 2003-06
Michael Porrini 2008
ANTOINE CHILDS 2008-PRESENT

- 4 -

Vincent Walker 1984-87
Willie Battle 1989
Robin Roberts 1990
Carey Rich 1991
Maurice Williams 1992-93
David Berghoefer * 2004-06
Arnold Gore 2007-08
KEATON COLE 2008-PRESENT

- 5 -

Bob Holcombe 1955-56
J.B. Kiser 1964-65
Mal Brown 1967-70
Willie Hamilton ** 1976
Joel Fleming * 1996-98
James Johnson 2002-04
Antonio Russell 2005-07
Camden Miller 2008
Greg Avery 2008-09
TREY SUMLER 2009-PRESENT

- 6 -

Ronnie Swartzel 1954-57

- 10 -

Bob McGinn 1948-50
Danny Tharpe 1961-64
Henry Logan 1965-68
Tony Bell 1973
Michael Plavich 1999
Neil Rasnake * 2000

- 11 -

Bill Home 1961-64
Herbert Moore 1965
Randy Turbyfill 1966-69
Billy Proctor 1972
Jimmy McCallister 1977-80
Quentin Moore 1981-84
Robert Hill 1986-89
Bo Greenwood 1990

Scott Bradley 1992-95
William Butler 1996-97
Chad Wall 1998-99
Kori Hatcher 2000-03
Trey Hopkins 2005-06
Omar Thomas 2007
ANTHONY PHILLIP 2009-PRESENT

- 12 -

Dave Ehle 1959-60
Dale Beaver 1965-66
Larry Grant 1970-73
Dennis Sluder 1973-75
Alfred Graham 1976
Greg Dennis 1979-82
Caldwell Coleman 1983-84
Ken Gibson 1994-97
Derrick Drummond 1998
Casey Rogers 1999-02
Charles Bouie * 2006
Josh Dees * 2007
MIKE WILLIAMS 2009-PRESENT

- 13 -

Bruce Peterson 1961-63
Ronnie Worsham 1966-67
Ronnie Hoover 1978
Mike Holt 1979
Ron Young 1983
Kevin Kullum * 1996
Brett Carey 1997-98
Tommy Mosley 1999
Rans Brempong 2001-05 +
BRIGHAM WAGINGER 2007-PRESENT

- 14 -

Vance Randell 1961
Roy Tharpe 1962
Wilson Scott 1971-73
Zip Stowe * 1974
John Howard 1975-76
Russell Gibbs * 1977
Kevin Nipper 1978
Quinton Lytle 1982-85
Maurice Johnson * 1986
Myron Lewis 1987-90
Reggie Carson 1991
Scott Newman 1992
Larry Mayo 1996-97
Kenny Garner 1998
Robert Anderson * 1999
Eryon Ford 2000
Emre Atsur 2001-04

- 15 -

Bucky Pryor 1959-60
John Britnall 1963-66
Cary Elvington 1967-68
Ronald Rogers 1950-53
Neil Rasnake * 2001

- 16 -

Bill Bowen 1956-57
Floyd Pryor 1958
Charles Crawford 1960

- 17 -

Tommy Williams 1954-57

- 19 -

Harris Pryor 1955-58

- 20 -

Mel Gibson 1960-63
Rick Campbell 1970-73
Scott Langford 1974
Vance Hughes 1977
Russell Gibbs * 1976
Eric Young 1979-80
Cedric Cokely 1982-85
Robert Hutchison 1986-88
Brent Poston 1990
J.B. Barham * 1991
Tim Ford 1992-95
Lazarus Chennault 1996-97
Robert Anderson * 1998

- 21 -

Dave Greene 1961-63
Nathan Arthur 1964
Jerry Nesbitt 1965
Tony Hope 1966-67
Forrest Callaway 1978-80
Pat Sharp 1981-84
Mark Tveter 1986
Keith Gray 1989-90
Forrest Tuff 1994
Cory Rogers 1995
Danny Gorelick 1997
Paul Cuthbertson 1998
John Lewis 1999
Zebulon Reid 2000
Corey Wells 2001
Alex Osipovitch 2002-04
Negus McKenna 2005-08

- 22 -

Pat Padgett 1960-61
Ronald Craig 1962
Charles McConnell 1963-66
Jack Gilbert 1964-67
Tommy Roach 1970-71
David Smith 1972
Gus Dillahunt 1973
Lee Gibbs 1974-76
Doug Plemmons 1978
Raymond Person 1978-79
Ronnie Carr 1980-83
Roy Young 1985
John Cunningham 1987
Doug Schutz 1989
Robert Gaines 1990-93
Jon Smith * 1994
Joel Fleming * 1995
Lunzaya Nlandu 2004-05
HAROUNA MUTOMBO 2008-PRESENT



WESTERN CAROLINA ALL-TIME UNIFORM NUMBERS

- 23 -

Randall Shields.....	1954-57
Swede Frauson.....	1958-59
Bill Gustafson.....	1961-64
Bob Thompson.....	1965-67
Zip Stowe *.....	1978
Bryant Pagan.....	1979
Greg Young.....	1980-83
Brian Brunson.....	1984-85
Monty Bumper.....	1991-92
Mario Claytor.....	1997
Stacy Ervin.....	1998-99
Ricky Gandy *.....	2000
L.T. Lockett.....	2002-03
Eric Wilson.....	2005-08
Joey Parker.....	2009

- 24 -

Dave Elmore.....	1958-60
Bill Benson.....	1961-63
Mike Manis.....	1971
Rob Snyder.....	1972
Howard Ainsley.....	1973-76
Willie Hamilton **.....	1977
Larry Caldwell.....	1978-81
Craig Cordes.....	1982
Floyd Showers.....	1986-87
David Donerlson.....	1989-91
Anquell McCollum.....	1993-96
Dewayne Hood.....	1999
Jarvis Hayes.....	2000
Willie Freeman.....	2001-02
David Berghoefer *.....	2003
Charles Bouie *.....	2005
Nick Aldridge.....	2007

- 25 -

Bill Wilson.....	1957-58
Darrell Murray.....	1961-64
Gene McConnell.....	1967-70
Thomas "Bubba" Wilson *.....	1977-78
Kevin Young.....	1979-82
Clifford Waddy.....	1983-86
B.J. Thompson.....	1991-94
Jarvis Graham.....	1995-98
Domnique Quarles.....	2008-09

- 30 -

Gaston Seal.....	1960-62
John Bloom.....	1964-67
Paul Litz.....	1969-71
Glymph Childress.....	1972-73
Bert Medford.....	1974
Dan Lloyd.....	1975-76
George Dodkin *.....	1977
Terry Rutherford.....	1978-79
Kenny Trimier.....	1980-83
Eric Dailey *.....	1990
Terry Boyd.....	1991-92
Kelvin Wylie.....	2001-02
Jamar Jenkins.....	2005-06

- 31 -

Tommy Lavelle.....	1961-64
Greg Whittman.....	1966-69
Alex Bell.....	1977
Clarence DesBordes.....	1978-81
Dave Edwards.....	1982-83
ADRIAN GAILLIARD.....	2008-PRESENT

- 32 -

Jim Hammond.....	1967
Joe Wolf ***.....	1971
Mike Stump.....	1973-74
Jay Lassiter.....	1975-77
Gary Plamondon.....	1978
Eric Taylor.....	1979
Mike Macfarlane.....	1981-84
Chris Tipton *.....	1987
Cornelius Muller.....	1989-90
Greg Dates.....	1992-93
Tres Rogers.....	1994
Kevin Kullum *.....	1995
Todd Seibert.....	1999-01
Kevin Martin.....	2002-04
Stan Johnson.....	2006-07
Tim Magowan.....	2007-09

- 33 -

Reggie Kitchens.....	1972-73
Ike Mims *.....	1977
Ricky Head.....	1978-79
Si Simmons.....	1980-83
Leroy Gasque.....	1985-87
Bennie Goettie.....	1988-89
Zac Thurwalker.....	1990-91
Corey Williams.....	1993-94
Jon Smith *.....	1995
Kerry Wright.....	1996-97
Cory Largent *.....	1999-00
Terrence Woodyard.....	2002-05

- 34 -

Howard Winston.....	1971-73
Kirby Thurston.....	1974-75
Ike Mims *.....	1976
Ben Mitchell.....	1977
Harry Dolan.....	1978-80
Bill Utley.....	1981
George Dixon.....	1982
Bobby Getter.....	1991-92
Joey Bryson.....	1996-99
Jonas Hayes.....	2000
Jared Outing *.....	2006
BLAKE GALLAGHER.....	2007-PRESENT

- 40 -

Bobby Frier.....	1973
Thomas "Bubba" Wilson *.....	1975-76
Sylvester Smalls.....	1991
Lee Reavis.....	1993
Brian Benson.....	1994
Cory Norman.....	1995
Johnny Scott *.....	1997
Colin Kearns.....	1999-00
Kyle Greathouse.....	2004-07
Christian Tonkins.....	2008-09

- 41 -

Scott Wood.....	1985
Scott Scholtz *.....	1994-95
Dondrell Whitmore.....	1998-00

- 42 -

Clay Ward.....	1971-73
Hal Hawkins.....	1974
Willie Hamilton **.....	1975
Quinton Bell.....	1976
David Mchan.....	1984
Andre Gault.....	1985-88
Terry Miller.....	1986-90
Lamont Turner.....	1991
Johnny Scott *.....	1993-95
James Ford.....	1996
Bobby Phillips.....	1997-98
Lamont Speaks.....	2002
JAKE ROBINSON.....	2006-PRESENT

- 44 -

Tim Swain.....	1971
Albert Toomer.....	1972-75
Mike Meadows *.....	1976
Elgie Green.....	1985-86
Greg O'Connor.....	1989
J.B. Barham *.....	1990
Kevin O'Brien.....	1992
Chris Hunter.....	1993-94
Versile Shaw.....	1995
Scott Scholtz *.....	1996-97
Leon Davis.....	1998-00
SAM SMITHSON.....	2009-PRESENT

- 45 -

Jeff VanDemark.....	1992-94
Tres Rodgers *.....	1995

- 50 -

Barry Ledbetter.....	1971
Bill Fleming.....	1973
Mike Meadows *.....	1975
Richard Rogers.....	1984-87
Brian Campbell.....	1988-89
Michael Green.....	1999
RICHIE GORDON.....	2007-PRESENT

- 52 -

Henry Finch.....	1972
Joe Wolfe ***.....	1973
Steve Burnette.....	1974-76
Chris Tipton *.....	1984-86

- 53 -

Ralph Simmerman.....	1987
----------------------	------

- 54 -

Joe Wolfe ***.....	1972
Bobby Baucom.....	1973-74
George Dodkin *.....	1974-76


- 55 -

Jim Yates.....	1985-88
Taylor Yanchar.....	2003-04

*..... denotes different numbers worn in different seasons
+ ... Rans Brempong took a red-shirt during the 2004 season




WESTERN CAROLINA ALL-SOUTHERN CONFERENCE SELECTIONS




NICK ALDRIDGE
2007 1st Team (C)
2007 1st Team (M)



TERRY BOYD
1991 1st Team (C)
1992 1st Team (C)
1993 2nd Team (M)



DAVID BERGHOEFER
2005 3rd Team (M)




RONNIE CARR
1981 1st Team (C)
1982 1st Team (C)




GREG DENNIS
1980 1st Team (C)
1981 2nd Team (C)
1982 1st Team (C)



ROBERT GAINES
1992 1st Team (C)
1993 1st Team (C) & 2nd Team (M)




LEROY GASQUE
1986 1st Team (C)




BRANDON GILES
2008 All-SoCon (C) & 2nd Team (M)
2009 3rd Team (M)




BENNIE GOETTIE
1989 2nd Team (C)



JARVIS HAYES
2000 3rd Team (M)



FRANKIE KING
1994 1st Team (C) & 1st Team (M)
1995 1st Team (C) & 1st Team (M)



CORY LARGENT
2001 2nd Team (M)




WESTERN CAROLINA ALL-SOUTHERN CONFERENCE SELECTIONS




QUINTON LYTLE
1984 2nd Team (C)
1985 1st Team (C)




KEVIN MARTIN
2002 1st Team (C) & 2nd Team (M)
2003 1st Team (C) & 1st Team (M)
2004 1st Team (C) & 1st Team (M)



ANQUELL McCOLLUM
1995 1st Team (C) & 1st Team (M)
1996 1st Team (C) & 1st Team (M)



HAROUNA MUTOMBO
2009 All-SoCon (C) & 2nd Team (M)



RAYMOND PERSON
1979 2nd Team (C)




BOBBY PHILLIPS
1997 1st Team (C) & 2nd Team (M)
1998 1st Team (C) & 1st Team (M)



KENNY TRIMIER
1980 2nd Team (C)
1983 1st Team (C)



DONDRELL WHITMORE
2000 3rd Team (M)



BUBBA WILSON
1978 2nd Team (C)

WESTERN CAROLINA'S ALL-SOUTHERN CONFERENCE SELECTIONS

1977-78 Bubba Wilson.....	2nd
1978-79 Raymond Person	2nd
1979-80 Greg Dennis	1st
 Kenny Trimier.....	2nd
1980-81 Ronnie Carr	1st
 Greg Dennis	2nd
1981-82 Ronnie Carr	1st
 Greg Dennis	1st
1982-83 Kenny Trimier.....	1st
1983-84 Quinton Lytle.....	2nd
1984-85 Quinton Lytle.....	1st
1985-86 Leroy Gasque	1st
1988-89 Bennie Goettie	1st
1990-91 Terry Boyd	C-1st; M-2nd
1991-92 Terry Boyd	C-1st; M-1st
 Robert Gaines	C-1st
1992-93 Robert Gaines	C-1st; M-2nd

1993-94 Frankie King.....	C-1st; M-1st
1994-95 Frankie King.....	C-1st; M-1st
 Anquell McCollum	C-1st; M-1st
1995-96 Anquell McCollum	C-1st; M-1st
1996-97 Bobby Phillips	C-1st; M-2nd
1997-98 Bobby Phillips	C-1st; M-1st
1999-00 Jarvis Hayes	M-3rd
2000-01 Cory Largent.....	M-2nd
2001-02 Kevin Martin.....	C-1st; M-2nd
2002-03 Kevin Martin.....	C-1st; M-1st
2003-04 Kevin Martin.....	C-1st; M-1st
2004-05 David Berghoefer.....	M-3rd
2006-07 Nick Aldridge.....	C-1st; M-1st
2007-08 Brandon Giles	1st; M-2nd
2008-09 Harouna Mutombo	1st; M-2nd
2008-09 Brandon Giles	M-3rd

KEY: C - Coaches / M - Media

SOCON ALL-FRESHMAN TEAM

Greg Dennis.....	1979
Ronnie Carr	1980
Kenny Trimier.....	1980
Cedric Cokely.....	1982
Clifford Waddy	1983
Richard Rogers.....	1984
Andre Gault	1985
Floyd Showers	1986
David Donerlson	1989
Eric Dailey	1990
Carey Rich	1991
Tim Ford	1992
Anquell McCollum	1993
Stacy Ervin.....	1998
Casey Rogers.....	1999
Jarvis Hayes.....	2000
Rans Brempong.....	2001
Kevin Martin	2002
Trey Hopkins	2005
Nick Aldridge	2007
Jake Robinson	2007
Harouna Mutombo.....	2009



WESTERN CAROLINA'S SOUTHERN CONFERENCE PLAYERS OF THE YEAR




TERRY BOYD

1992 Southern Conference
Player of the Year (Media)



FRANKIE KING

1994 Southern Conference
Player of the Year (Media)
1995 Southern Conference
Player of the Year (Coaches)
1994 SoCon Tournament MVP



ANQUELL McCOLLUM

1996 Southern Conference
Player of the Year (Coaches & Media)
1996 SoCon Tournament MVP



BOBBY PHILLIPS

1998 Southern Conference
Player of the Year (Coaches)

WESTERN CAROLINA'S ALL-TIME SOUTHERN CONFERENCE PLAYERS OF THE WEEK

1977-78... Bubba Wilson Week 11
1979-80 .. Ronnie Carr Week 2
..... Greg Dennis Week 5
..... Greg Dennis Week 9
..... Greg Dennis Week 11
1980-81 .. Larry Caldwell..... Week 8
1981-82 .. Ronnie Carr Week 6
..... Greg Dennis Week 7
1982-83 .. Kenny Trimier..... Week 7
1983-84 .. Quinton Lytle Week 1
..... Quinton Lytle Week 11

1985-86 .. Leroy Gasque Week 11
..... Clifford Waddy Week 12
1988-89 .. Bennie Goettie Week 5
..... David Donerlson..... Week 8
..... Bennie Goettie Week 12
1989-90 .. David Donerlson..... Week 3
1990-91 .. Terry Boyd Week 7
1991-92 .. Maurice Williams..... Week 1
..... Robert Gaines Week 5
..... Terry Boyd Week 11
1993-94 .. Frankie King Week 3


..... Frankie King Week 8
..... Frankie King Week 9
..... Frankie King Week 10
1994-95 .. Frankie King Week 2
..... Frankie King Week 7
1995-96 .. Anquell McCollum Week 9
..... Anquell McCollum Week 10
..... Anquell McCollum Week 11
1996-97 .. Bobby Phillips Week 2
1997-98 .. Bobby Phillips Week 8
1999-00 .. Jarvis Hayes Week 1

2001-02 .. Kevin Martin..... Week 2
2002-03 .. Rans Brempong..... Week 8
..... Kevin Martin..... Week 10
2003-04 .. Kevin Martin..... Week 1
..... Kevin Martin..... Week 3
..... David Berghoefer..... Week 6
..... Kevin Martin..... Week 7
2004-05 .. David Berghoefer..... Week 9
2005-06 .. Kyle Greathouse..... Jan. 17
2006-07 .. Nick Aldridge..... Feb. 6
2008-09 .. Harouna Mutombo Jan. 13




CASEY ROGERS

1999 Southern Conference
Freshman of the Year (C & M)



JARVIS HAYES

2000 Southern Conference
Freshman of the Year (C & M)



HAROUNA MUTOMBO

2009 Southern Conference
Freshman of the Year (C & M)

**WCU'S SoCon
FRESHMEN
OF THE YEAR**

Carey Rich - 1991
(Media)
~ (not pictured) ~

Casey Rogers - 1999
(Coaches & Media)

Jarvis Hayes - 2000
(Coaches & Media)

Harouna Mutombo - 2009
(Coaches & Media)




STEVE COTTRELL

1980 Southern Conference
Coach of the Year (Media)




WESTERN CAROLINA'S ALL-AMERICA SELECTIONS




RONALD ROGERS

1951 - NAIA Third Team All-America
1952 - NAIA First Team All-America
1953 - NAIA Third Team All-America




MEL GIBSON

1963 - NAIA First Team All-America



TOMMY LAVELLE

1963 - NAIA Second Team All-America



HENRY LOGAN

1965 - NAIA Third Team All-America
1966 & 1967 - NAIA First Team All-America
1967 - Second Team Converse All-American (All-Divisions)
1967 - Associated Press College Division All-America
1968 - NAIA First Team All-America
1968 - Associated Press College Division All-America
1968 - Second Team National Association of Basketball Coaches



Western Carolina University's Athletics Hall of Fame was established in 1990 to recognize the outstanding accomplishments of former student-athletes, coaches and administrators. Inductees are selected by a 10-member committee composed of representatives from the University's alumni association, former athletes association, faculty athletics committee, administration, athletics department, the Catamount Club and area media representatives.

NAME (INDUCTED)	YEARS AT WCU
ARDREY, Sam (1997)	1937-40
Baseball, Men's Basketball, Football	
ARLEDGE, Jayne (1992)	1976-79
Women's Basketball	
BEVERLIN, Jason (2008)	1992-94
Baseball	
BIASUCCI, Dean (1997)	1980-83
Football	
BROWN, Regina (1998)	1987-92
Volleyball, Women's Basketball	
BYRD, Art (1990)	1946-49
Football	
CARPENTER, Wille (1994)	1976-80
Football & Baseball	
CARMICHAEL, Alonzo (2008)	1983-86
Football	
CARR, Ronnie (1999)	1980-83
Men's Basketball	
CHEUNG, Patrick (1990)	1970-73
Men's Soccer	
COOPER, Louis (2005)	1981-84
Football	
DALTON, Don (1995)	1966-81
Football (Player & Coach)	
DENNIS, Greg (1997)	1979-82
Men's Basketball	
DODSON, Clinton F. (1991)	1934-69
Administrator	
DOWELL, Jean (1992)	1963-66
Women's Basketball	
DURR, Walter J. (1991)	1951-98
Team Physician	
FAIREY, Clint (1998)	1986-89
Baseball	
FERGUSON, Mark (2006)	1970-73
Football	
FINCH, Nora Lynn (1991)	1967-70
Women's Basketball, Field Hockey,	
Tennis, Volleyball	
GAINES, Jerry (1991)	1970-75
Football, Track & Field & Baseball	
GARDNER-MAYHORN, Susie (2004)	1989-93
Women's Track & Field/Cross Country	
GAY, Scott (2006)	1983-85
Baseball	
GIBSON, Mel (1992)	1960-63
Men's Basketball	
GILBERT, Jeff (2000)	1981-84
Football	
GREEN, Judy (1990)	1980-84
Women's Basketball, Softball, Volleyball	
GREENE, George "Tiger" (1998)	1981-84
Football	
GRIFFIN, Odell (1992)	1939-40
Men's Basketball	
GRUNDY, Phillip (2005)	1991-93
Baseball	
GUDGER, Jim (1990)	1940-69
Athlete & Coach	
HAILEY, Freddie (1999)	1984-87
Baseball	
HAMILTON, Hugh "Pee Wee" (1992)	1947-50
Football	
HARP, Gerald (1992)	1977-80
Football	
HARTBARGER, Jim (2000)	1969-75
Coach	
HARTSELL, Susan B. (1994)	1973-76
Gymnastics	

NAME (INDUCTED)	YEARS AT WCU
HAYWOOD, Bill (1996)	1969-81
Baseball Coach	
HOLLIDAY, Emily (1996)	1982-86
Women's Basketball, Volleyball	
HOOVER, Brad (2008)	1996-99
Football	
HOWELL, Charles "Babe" (1998)	1950-53
Football & Baseball	
JAMES, Anthony (1991)	1979-83
Football, Track & Field	
JONES, Paul (2002)	1967-68 and 1969-81
Cross Country/Track & Field (player and coach)	
LAVELLE, Tommy (2000)	1961-64
Men's Basketball	
LeCLAIR, Keith (2002)	1985-88 and 1992-97
Baseball (player and coach)	
LEGGETT, Jack (2001)	1983-91
Baseball Coach	
LIPFORD, Darrell (2004)	1974-77
Football	
LIVESAY, Robyn Keeler (1995)	1980-84
Softball, Volleyball	
LOGAN, Henry (1990)	1965-68
Men's Basketball	
LUNDY, Ralph (2006)	1970-71
Men's Soccer	
LYONS Wilson, Lori (2002)	1990-93
Women's Basketball	
McGINN, Bob (1992)	1947-50
Men's Basketball	
McINTOSH, Otis (1997)	1968-71
Football	
McKENNIE, Tony (2008)	1986-90
Track & Field	
MILLER, Brett D. (2001)	1984-86
Men's Golf	
MORGAN, Ken (1998)	1960-63
Football & Baseball	
MURRAY, Darrell (2006)	1960-64
Men's Basketball	
PEELE, Betty (1997)	1963-96
Coach, Administrator	
PERSONS, Susan (2005)	1969-75
Coach	
PETERSON, Bruce (2001)	1960-64
Football, Men's Basketball & Men's Tennis	
POINDEXTER, C.C. (1991)	1930-35
Athletic Director & Coach	
PRYOR, Harris (1994)	1956-59
Men's Basketball, Baseball	
RALEIGH, Matt (2004)	1989-92
Baseball	
RASHEED, Eric (2000)	1981-84
Football	
RATCLIFFE, Carl (1992)	1933-36
Football	
RAY, Dr. Bob (2009)	1951-92
Basketball, Coach & Administrator	
REED, Jerry (1994)	1974-77
Baseball	
ROACH, Kirk (1996)	1984-87
Football	
ROBINSON, Dan (1990)	1946-68
Athlete & Coach	
ROGERS, Ronald (1990)	1950-53
Men's Basketball	
ROSS, Devondia (2005)	1990-93
Women's Track & Field	

NAME (INDUCTED)	YEARS AT WCU
RUTA, John (2008)	1962-65
Football	
SALTZ Simmons, Cindi (2000)	1979-82
Women's Basketball	
SANDERS Peterson, Karen (2001)	1962-64
Men's Tennis	
SCHRADER, Dr. Charles (1998)	1968-93
Men's Soccer Coach	
SELZER, Tommy "Bromo" (1995)	1948-52
Football, Baseball	
SETZER, Bobby (1992)	1951-92
Football, Coach & Administrator	
SIMMONS, Clyde (2002)	1982-85
Football	
SPRADLING, Steve (2009)	1967-70
Football	
STANKUNAS, Frank (1992)	1960-63
Football	
STROUD, Judy (1999)	1973-76
Women's Basketball	
WESTMORELAND Suhre, Betty (1990)	1965-79
Coach	
THARPE, Danny (1991)	1960-64
Men's Basketball, Baseball, Football & Tennis	
TOLLESON, Wayne (1990)	1974-78
Football & Baseball	
WATERS, Bob (1993)	1969-88
Football Coach & Athletic Director	
WELLMON, Laura Echols (2009)	1999-2002
Women's Basketball	
WIKE, Johnny (2009)	1964-2004
Football, Men's & Women's Golf Coach	
WILLIAMS, Denny (2004)	1955-60
Football	
WILLIAMS, Jim (1992)	1964-66
Football	
WILLIAMS, Steve (1996)	1968-71
Football	
WILLIAMS, Willie (2006)	1990-92
Football	
WILSON, Thomas "Bubba" (2002)	1975-78
Men's Basketball	
WITTMAN, Greg (1996)	1966-69
Men's Basketball	
WHITE, Steve (1999)	1970-98
Administrator	
YATES, Steve (2009)	1971-74
Football	
YOUNG, Tom (1990)	1946-68
Athletic Director & Coach	
1983 FOOTBALL TEAM (2003)	
1963 MEN'S BASKETBALL TEAM (2003)	
1969 WOMEN'S BASKETBALL TEAM (2003)	
1949 FOOTBALL TEAM (2007)	

PATRON AWARD	
1992	Ralph Sutton
1993	E.J. Whitmire & Dr. Wallace Hyde
1994	Dr. Quinn Constantz
1995	Alice Benton
1996	Dr. Jim Hamilton
1998	Dr. Gurney Chambers
1999	Jimmy Childress
2004	Larry Stanberry
2005	Nathan Arthur
CAREER ACHIEVEMENT	
2007	Dave Bristol & Jim Garrison

INDUCTION CLASSES BY YEAR:

1990:	Art Bryd, Patrick Cheung, Judy Green, Jim Gudger, Henry Logan, C.C. Poindexter, Dan Robinson, Ronald Rogers, Betty Westmoreland Suhre, Wayne Tolleson, Tom Young
1991:	Clinton Dodson, Dr. Walter Durr, Nora Lynn Finch, Jerry Gaines, Anthony James, Danny Tharpe
1992:	Jayne Arledge, Jean Dowell, Mel Gibson, Odell Griffin, Hugh Hamilton, Gerald Harp, Carl Ratcliffe, Bobby Setzer, Frank Stankunas, Jim Williams, Ralph Sutton (Patron Award)
1993:	Bob Waters, E.J. Whitmire (Patron Award), Dr. Wallace Hyde (Patron Award)
1994:	Susan Bulloch Hartsell, Willie Carpenter, Harris Pryor, Jerry Reed, Dr. Quinn Constantz (Patron Award)
1995:	Don Dalton, Robyn Keeler Livesay, Tommy "Bromo" Selzer, Alice Benton
1996:	Bill Haywood, Emily Holliday, Kirk Roach, Steve Williams, Greg Wittman, Dr. Jim Hamilton (Patron Award)
1997:	Sam Ardrey, Dean Biasucci, Greg Dennis, Otis McIntosh, Betty Peele
1998:	Regina Brown, Clint Fairley, George "Tiger" Greene, Charles, "Babe" Howell, Ken Morgan, Dr. Charles Schrader, Gurney Chambers (Patron Award)
1999:	Ronnie Carr, Freddie Hailey, Judy Stroud, Steve White, Jimmy Childress (Patron Award)
2000:	Jeff Gilbert, Jim Hartbarger, Tommy Lavelle, Eric Rasheed, Cindi Saltz Simmons
2001:	Jack Leggett, Brett Miller, Bruce Peterson, Karen Sanders Peterson
2002:	Paul T. Jones, Keith LeClair, Lori Lyons-Wilson, Clyde Simmons, Thomas "Bubba" Wilson
2003:	1963 Men's Basketball Team, 1969 Women's Basketball Team, 1983 Football team
2004:	Susie Gardner-Mayhorn, Darrell Lipford, Matt Raleigh, Denny Williams, Larry Stanberry (Patron Award)
2005:	Louis Cooper, Phillip Grundy, Sue Persons, Devondia Ross, Nathan Arthur (Patron Award)
2006:	Mark Ferguson, Scott Gay, Ralph Lundy, Darrell Murray, Willie Williams
2007:	1949 Football Team, Dave Bristol (Career Achievement Award), Jim Garrison (Career Achievement Award)
2008:	Jason Beverlin, Alonzo Carmichael, Brad Hoover, Tony McKennie, John Ruta
2009:	Dr. Bob Ray, Steve Spradling, Laura Echols Wellmon, Johnny Wike, Steve Yates



CATAMOUNT BASKETBALL IN WCU HALL OF FAME

SAM ARDREY - 1937-40

A three sport star in the pre-World War II years as he was a standout for the baseball, basketball and football teams in the 1938 and 1940 seasons. He was the baseball teams regular catcher for three seasons and hit a .360 pace as a senior when he captained the 1940 squad. He averaged 14 points a game for his three season basketball career and was a first team All-North State conference selection in his senior season. He was a two way starter for the football team at offensive and defensive end ... Inducted in 1997

RONNIE CARR - (1980-83)

An All-Star basketball player in the early 1980's who had his career cut short by a tragic automobile accident prior to his senior season. He made the first 3-point field goal in college basketball history (Nov. 29, 1980), a feat that is recognized in the National Basketball Hall of Fame. Two-time All-Southern Conference and All-Freshman team selection who averaged 18 points per game as a three-year starter. Led the conference in scoring in 1982 and scored 20 or more points in almost half of his games. He was a key figure on three consecutive winning teams (1980-82) and was drafted by the NBA's Atlanta Hawks. He received the United States Basketball Writer's Association 1983 Most Courageous Athletic Award ... Inducted in 1999.

GREG DENNIS - (1979-82)

One of three WCU players to be named All-Southern Conference three times, 1980-82, while earning academic All-American honors twice and becoming the school's first NCAA post-graduate scholar in 1992 after completing an undergraduate career with a 3.81 average as a pre-med/biology major. He was also named to the conference All Tournament team three times and ranks fifth on WCU's all-time scoring chart. As a starter he helped Western to four consecutive non-losing seasons ... Inducted in 1997.

MEL GIBSON - (1960-63)

Mel Gibson was an all-star on Western Carolina's most heralded basketball team as he was a first team Associated Press and NAIA All-American selection on the 1963 team that advanced to the NAIA National Championship Game. He ranks second on WCU's all-time scoring list and averaged over 20 points per game as a junior and senior leading the Catamounts to 49 wins. He was a key player on USA's gold medal team in the Pan American Games in Brazil in 1963 and was drafted in the second round by the Los Angeles Lakers and played extensively as a rookie. He was a successful collegiate coach with 251 wins in 16 seasons at Baptist (SC) College and UNC Wilmington ... Inducted in 1992

JIM GUDGER - 1940-69

Jim Gudger's athletic career at Western spanned 29 years (1940-69) as he played and coached three sports - basketball, football and baseball. He played three sports before and after World War II and was an All-conference selection in each. He became head basketball and baseball coach in 1950 and was also assistant football coach. He led the basketball program for 19 seasons winning 311 games and three conference championships. His 1963 team advanced to the NAIA national championship game. He guided the baseball team to nine winning records in 11 seasons and three conference titles. He is also in the NAIA and Western North Carolina halls of fame. Inducted in 1990

JIM HARTBARGER - (1969-75)

Served as head basketball coach for five and a half seasons, capturing two NAIA District 6 regular season titles and one tournament championship. His team advanced to the 1972 NAIA Championship Tournament. His teams set school records for points scored in a game and most field goals in a game, longest winning streak, most points in a season, most 100-point games and best field goal percentage. The 1970-71 team compiled a record 25-5 and a winning percentage of .833 ... Inducted in 2000

TOMMY LAVELLE - (1961-64)

Named NAIA All-American in 1963, leading the Cats to the national championship game and overall record of 28-7. He

finished the season ranked 4th nationally in rebounding, while leading the conference and district. He led the Carolina's Conference in rebounding three times. During his three seasons at WCU, the Catamounts posted a combined record of 69-21 with three 20 win seasons, two conference titles and one district championship. He was also a member of the 1963 USA Summer All-Star team that toured South America ... Inducted in 2000

HENRY LOGAN - (1965-68)

Henry Logan is the most heralded athlete in Western Carolina's history. He was four-time NAIA and Associated Press All-America Selection from 1965-1968. He owns virtually every school scoring and assist record, and ranks ninth on the all-time college basketball scoring list with 3,290 points. He averaged a phenomenal 30.7 points for every game played and scored 60 points in a 1967 game. He was the first black to play at a predominately white college in the southeast and opened the door for integration of athletic programs in the region. He is also an inductee in the Western North Carolina Sports Hall of Fame ... Inducted in 1990

BOB MCGINN - (1947-50)

Robert McGinn was a two-time All-North State basketball selection in the post World War II years and became the second Catamount to ever earn the coveted All-North Carolina honors in 1948 which included players from present ACC-members. He was a key performer for the 1947 Catamounts that advanced to the NAIA national tournament and never played on a team that posted a losing record. He later enjoyed a distinguished career as a corporate executive and public official. He served two terms on the WCU Board of Trustees, 1979-87 ... Inducted in 1992

DARRELL MURRAY - (1960-64)

Murray was a starting forward for Western on the 1962-63 team, which was elected into the WCU Hall of Fame in 2003. An All-Carolinas Conference selection, Murray started more games (117) than any other player in WCU history and played a role in Western winning 45-consecutive home games from 1962-65. Murray ended his career fourth on Western's all-time scoring list with 1,471, a total which currently ranks 12th, and ranks third on the all-time rebounding list with 1,208 boards. Murray, along with Tommy Lavelle and Greg Wittman, is just one of three Catamounts to accumulate 1,000 points and rebounds in a career. Murray is additionally one of just four Catamounts to average double figures in scoring (12.6 ppg) and rebounding (10.3 rpg) for a career. As a senior, Murray led Western to a 20-6 record, was tabbed All-Carolina's Conference and a second-place finish in the league. As a junior, Murray averaged over 11 points and 11 rebounds on the 192-63 team which posted a 28-7 record and reach in the NAIA Championship game. In 1961-62, Murray helped the Catamounts to a 21-8 record and a Carolina's Conference Championship. As a freshman, Murray was named to the North State Conference All-Freshman team after setting a school season record of 155 offensive rebounds ... Inducted in 2006

BRUCE PETERSON - 1960-64

One of the most versatile athletes in WCU history, lettered and started in three sports followed by a hall of fame high school coaching career. He started three positions - quarterback, half back and defensive back - for the 1954-61 football teams. He was a frequent starting guard on the 1960-63 basketball teams and helped the 1963 Catamounts to the NAIA National Championship Game. He was the number one singles player on the 1963 tennis team. In addition he was two-time football team captain, two time tennis captain, captain of the 1963 basketball team and was player-coach of the 1963 tennis team. As a high school coach, he won eight conference championships at Asheville High, was selected to coach the East-West All-Star and Shrine Bowl Games, was named North Carolina High School Coach of the Year twice and elected to the North Carolina High School Athletics Association Hall of Fame ... Inducted in 2001

HARRIS PRYOR - (1956-59)

A two sport all-star in the late 1950's, he started four seasons,

1956-1959, on the basketball and baseball teams and was all-conference in both sports. As the starting point guard for four seasons, he led WCU to four-consecutive winning records and averaged scoring in double figures each of those seasons. He was an all-conference selection twice and was named to the conference all-tournament team three times. In 1959 he led Western to its first North State Conference championship and was conference tournament's MVP and was named All-NAIA District 26. In baseball he was a two time all conference selection and in his senior season posted an 11-4 record with 12 complete games while leading the team in hitting and home runs. He was voted 1959 Western North Carolina Athlete of the Year ... Inducted in 1994

RONALD ROGERS - (1950-53)

Ronald Rogers was Western Carolina's first basketball All-America selection and was honored with that distinction three different seasons (1950-53). He was the first NAIA player to be named All-America for three consecutive seasons. He averaged better than 20 points per game for his career and held all of the school's scoring records for 23 years. His 44 points in a 1953 game was a record for 23 seasons. He also broke North State Conference scoring records for a game, season and career. He ranks third on Western's career scoring list. He was the first Western basketball player to have his jersey and number-15-retired ... Inducted in 1990

DANNY THARPE - 1960-64

Danny Tharpe is arguably the most versatile athlete in the history of WCU athletics as he started in four sports. He was a four year starter in basketball as point guard, and led the Catamounts to three 20 win seasons, a Carolina's conference championship and the championship game in the NAIA National Tournament in 1963. He averaged in double figures in all four seasons. He was a regular on the tennis team for two seasons. He led the 1964 baseball team in hitting. He started at line backer for the 1964 football team before suffering a mid-season injury. He also excelled in the class room with 3.0 and he was a double major in biology and physical education ... Inducted in 1991

THOMAS "BUBBA" WILSON - (1975-79)

Anchored the men's basketball team as it made the transition from NAIA competition to NCAA and Southern Conference during mid 1970's. In 1978, Wilson became first All-Southern Conference selection. During that season he was SoCon's second leading scorer with 23.5 ppg. He also finished the year in the top 10 in rebounding, steals, blocked shots, and field goal percentage. At the time of his induction, he ranked 14th on the Catamounts all-time scoring list, while ranking second in steals and blocked shots. Wilson was drafted by the Golden State Warriors in the 1978 NBA draft ... Inducted in 2002

GREG WITTMAN - (1966-69)

The leading rebounder in WCU basketball history and No. 8 on the Catamounts' all time scoring list. He started in over 100 games in the 1966 through 1969 season and is the programs all-time combination leader in scoring and rebounding with 1,354 rebounds and 1,626 points and owns career averages of 15.1 points and 12.3 rebounds in each of his four seasons. His 15.4 rebounds per game in the 1967-68 season was the second best in the nation and a WCU season record. He was named All Carolina's Conference All-tournament twice and helped the Catamounts to three winning seasons. He played for three seasons in the American Basketball Association in Denver, Miami and Dallas ... Inducted in 1996

THE 1963 MEN'S BASKETBALL TEAM

The 1962-63 men's basketball team, under leadership of Jim Gudger, posted a 28-7 record, won the Carolinas Intercollegiate Athletic Conference tourney and NAIA District title. WCU then ran off wins on consecutive days versus Eastern Montana, Miles, Lewis & Clark and Fort Hayes State before falling in NAIA championship game to Texas Pan American. The '63 team featured All-Americans Mel Gibson and Tommy Lavelle, as well as Danny Tharpe, who ranks 10th among the school's all-time scorers, and Charlie McConnell, who scored 1,018 career leaders for rebounds in Darrell Murray (third), Gaston Seal (sixth) and John Brittnall (ninth) ... Inducted in 2003

SPECIAL RECOGNITION

1963 NAIA NATIONAL RUNNER-UP



Western 1962-63 Team — inducted into the WCU Hall of Fame in 2003 — reached the NAIA title game.

Pictured (l-r): Bruce Peterson, Bill Benson, Gaston Seal, John Brittnall, Darrell Murray, Tommy Lavelle, Bill Gustafson, Dave Greene, Mel Gibson, Bill Horne, Danny Tharpe. Not Pictured: Charlie McConnell ... (right) Head coach Jimm Gudger.



On the 40th anniversary of the 1962-63 men's basketball season (2003), that team was inducted into the Western Carolina Athletics Hall of Fame, along with the 1969 women's basketball team and the 1983 football team as each played for a national championship. Under leadership of Hall of Fame coach **Jim Gudger**, Western posted a 28-7 record, won the Carolinas Intercollegiate Athletic Conference (CIAC) tournament and NAIA District title.

Western then ran off wins on consecutive days versus Eastern Montana, Miles, Lewis & Clark and Fort Hayes State before falling in NAIA championship game to Texas Pan American. The '63 team featured All-Americans **Mel Gibson** and **Tommy Lavelle**, who rank second and tied for 20th on the WCU all-time scoring list, as well as **Danny Tharpe**, who ranks tenth among the school's all-time scorers, and **Charlie McConnell**, who scored 1,018 points. Also, that team featured career leaders for rebounds in **Darrell Murray** (third), **Gaston Seal** (sixth) and **John Brittnall** (ninth).

1963 NAIA National Championship Game Box Score
March 16, 1963 — Kansas City, Mo.

Western Carolina	FGM	FT	TP
Mel Gibson *	11	4-5	26
Darrell Murray *	5	1-2	11
Danny Tharpe *	3	0-0	6
Tommy Lavelle *	5	2-4	12
Gaston Seal *	3	0-0	6
Bill Horne	0	1-1	1
Bruce Peterson	0	0-0	0
TOTALS	27	8-12	62

Pan American	FGM	FT	TP
Mitchell Edwards *	10	0-0	20
Jim McGurk *	4	4-6	12
Lucious Jackson *	9	7-8	25
Marty Urand *	3	1-1	7
Paul Friddle *	4	1-3	9
Walter Yates	0	0-0	0
TOTALS	30	13-18	73

SCORE BY HALVES	1	2	TOT
Western Carolina	35	27	62
Pan American	39	34	73

1996 Southern Conference Championship Game Box Score
March 3, 1996 — Greensboro Coliseum, Greensboro, N.C.

Western Carolina	M	FG	3FG	FT	Reb.	A	TP
Joe Stafford *	15	2-5	2-2	4-4	3	1	10
Scott Scholtz *	27	4-8	0-0	0-0	8	0	8
Kerry Wright *	24	2-3	0-0	4-4	9	2	8
Joel Fleming *	30	2-7	0-1	1-2	4	3	5
Anquell McCollum *	38	3-13	0-6	7-9	7	1	13
William Butler	0+	0-0	0-0	0-0	0	0	0
Ken Gibson	0+	0-0	0-0	0-0	0	0	0
Kevin Kullum	28	3-9	0-0	6-6	10	1	12
Larry Mayo	13	0-4	0-0	2-2	1	1	2
Lazarus Chennault	0+	0-0	0-0	0-2	0	0	0
Jarvis Graham	25	5-9	0-0	1-1	7	0	11
TOTALS	200	21-58	2-9	25-30	51	9	69

Davidson	M	FG	3FG	FT	Reb.	A	TP
Narcisse Ewodo *	33	6-13	1-4	2-4	13	1	15
Brandon Williams *	34	7-22	2-8	1-1	8	0	17
Quinn Harwood *	29	2-5	0-0	2-2	2	2	6
Chris Alpert *	35	6-14	0-0	4-5	5	3	16
Ray Minefeld *	26	1-6	0-1	2-6	4	3	4
Mark Donnelly	21	0-6	0-6	0-0	4	1	0
Ali Ton	5	0-0	0-0	0-0	1	1	0
Jeff Anderson	12	1-4	0-0	0-0	1	0	2
Chadd Holmes	3	0-0	0-0	0-0	0	0	0
Mark McGuire	2	0-0	0-0	0	0	0	0
TOTALS	200	23-70	3-24	11-18	39	11	60

SCORE BY HALVES	1	2	TOT
Western Carolina	39	30	69
Davidson	27	33	60

1996 NCAA Championship West Region First Round Box Score
March 14, 1996 — The Pit, Albuquerque, N.C.

Western Carolina	M	FG	3FG	FT	Reb.	A	TP
Joe Stafford *	26	3-8	3-6	0-0	2	0	9
Scott Scholtz *	32	3-5	0-0	2-4	5	2	8
Kerry Wright *	13	1-1	0-0	0-0	2	0	2
Joel Fleming *	37	2-3	1-2	0-0	2	9	5
Anquell McCollum *	37	8-21	3-9	2-5	4	1	21
Kevin Kullum	28	3-5	0-1	4-6	10	2	10
Larry Mayo	6	1-3	0-0	0-0	0	0	2
Jarvis Graham	23	7-10	0-0	0-0	2	0	14
TOTALS	200	28-56	7-18	8-15	30	14	71

Purdue	M	FG	3FG	FT	Reb.	A	TP
Herb Dove *	21	3-5	0-0	0-0	0	1	6
Roy Hairston *	28	3-6	0-0	2-2	7	7	8
Brandon Brantley *	28	6-6	0-0	5-5	4	0	17
Porter Roberts *	35	1-3	0-1	0-0	3	3	2
Chad Austin *	31	6-15	4-12	2-4	2	3	18
Alan Eldridge	5	0-0	0-0	0-0	0	1	0
Todd Foster	20	2-4	2-4	0-0	2	3	6
Justin Jennings	14	5-9	0-0	2-4	3	1	12
Brad Miller	18	2-4	0-0	0-1	6	0	4
TOTALS	200	28-52	6-17	11-16	30	19	73

SCORE BY HALVES	1	2	TOT
Western Carolina	35	36	71
Purdue	36	37	73

SPECIAL RECOGNITION

1996 SOUTHERN CONFERENCE CHAMPIONSHIP TEAM



Greensboro, N.C. – The championship game was supposed to be Davidson's coronation party as the Wildcats entered the game with a 19-game win streak and a 25-3 record, but the Catamounts jerked the crown out of the Wildcats' hands and spoiled the festivities with a resounding, 69-60, upset victory.

Western shot only 36 percent from the floor and turned the ball over 24 times, but dominated underneath the boards, 51-39, made its free throws and used a masterful defensive plan that held Davidson to a season-low 32.9 percent field goal percentage, which included a 3-for-24 performance from behind the three-point arc. Senior Anquell McCollum scored a season low 13 points, but his teammates stepped up their games. Kevin Kullum recorded a double-double with 12 points, 10 rebounds and three steals; Kerry Wright contributed eight points, nine rebounds and three blocks.

The win over Davidson in the conference tournament championship game capped off a historic week for WCU basketball and the best second half record for a season in 25 years.

The week started on Monday, Feb. 26, with a resounding 91-72 win over Appalachian State in the final regular season game, a victory that clinched WCU's first ever Southern Conference South Division championship -- the school's first conference title of any type in 19 years of membership -- and clinched its first winning season since 1983-84.

Three conference tournament wins later, the Catamounts claimed their first ever Southern Conference Tournament championship and its accompanying automatic bid to the NCAA Tournament.


Western Carolina received a number 16 seed and faced the top seed Purdue in the first round of the West Region in Albuquerque, NM. The game was tied 71-71 with less than three minutes remaining in the contest. The Boilermakers' Brandon Brantley scored the game's final basket with 1:30 to play and WCU's final attempts to become the first number 16 to knock off a one seed came up empty.



1995-96 Southern Conference Championship Team

*Front (l-r): Larry Mayo, Anquell McCollum, Joel Fleming,
Kenny Gibson, Joey Bryson.*


*Back (l-r): Joe Stafford, Jarvis Graham, James Ford, Kerry Wright,
Scott Scholtz, Kevin Kullum, Lazarus Chennault.*



SPECIAL RECOGNITION

#15 Ronald ROGERS

WCU Men's Basketball Retired Number



- NAIA All-American selection in 1951, 1952 and 1953.
- In addition to being Western Carolina's first basketball All-American, he was the first player in NAIA history to earn All-American honors for three consecutive seasons.
- Three-time First Team North State Atlantic Conference pick, as well as earning All-State three times.
- Established the Western Carolina and North State Conference scoring record for a career (1,960) and season. He first set the Western scoring record as a sophomore with his 528 points — when bettered the season total of his own coach, Jim Gudger. He would steadily improve on that total the next two seasons, scoring 624 points as a junior and 686 as a senior.
- His 686 points in a single season ranks eighth on the WCU list.


- Established the school's single-game scoring mark (44) and single-season record for free throws made (220).
- His scoring totals for a game, season and career were all North State Conference records.
- Ranks third on the WCU career scoring list behind Logan and Gibson (2,021).
- His career 19.6 points per game average ranks 5th (tied) in WCU history.
- Was named All-State with the likes of former Duke great Dick Groat in 1950, when he first set the North State Conference scoring record. He ended the season with 528 points, passing the previous mark (457) set by Elon's Ronnie Cates with three games left in the season. He scored in double figures in all but one game that season, tallying nine points in the year's first game. Had 16 games with 20-plus points.
- Scored 624 points in 1952, an average of 23.1 per contest. His 247 field goals that season was a WCU record until Gibson registered the same total 10 years later.
- Only scored 122 points in his freshman season, missing at least eight games due to a broken ankle.
- Led Western to its first 20-win season in 1953, as the team posted a 22-8 record.
- A four-time All-North State Conference pick, a three time All-State selection and two-time team captain.
- Member of Western Carolina's first Athletic Hall of Fame Class in 1990.
- Upon his departure from Western, the school yearbook said of Rogers: "A fan favorite among basketball fans of this section, Roger's antics and feats were an exhibition to be wondered at."

RONALD ROGERS' CAREER STATISTICS

Year	G	FGM	FTM	PTS	AVG.	W-L
1949-50	17	46	30	122	7.0	6-19
1950-51	26	218	92	528	20.3	6-20
1951-52	27	247	130	624	23.1	13-14
1952-53	30	224	238	686	22.9	22-8
Career	100	735	490	1960	19.6	47-53

#10 Henry LOGAN

WCU Men's Basketball Retired Number



- NAIA All-American selection in 1965, 1966, 1967 and 1968, picking up first team honors in each of his last three seasons.
- Named Associated Press College Division All-America in 1967 and 1968.
- Earned second team Converse All-America honors in 1967, which included all collegiate basketball players, and second team National Association of Basketball Coaches honors in 1968.
- Opened the door for student-athletes of his race in 1964 as he was the first African-American to be recruited and participate in intercollegiate athletics at a predominantly white institution in the Southeast.
- Scored 3,290 points in four seasons, an average of 30.7 points

per game for 107 games, to rank among college basketball's all-time leading scorers in all divisions. Keep in mind, the sharpshooting guard did not have the benefit of the 3-point line.

- Credited with 1,037 career assists in four seasons, an average of 9.7 per game, to established an NAIA record.
- In addition to his scoring and assists, Logan is Western Carolina's all-time leader in field goals made (1,263), free throws made (764) and steals (221), while ranking sixth in field goal percentage (.522) and sixth in free throw percentage (.745).
- Scored 50 or more points in six games, including a Western Carolina record 60, and scored 40 or more points a total of 20 times. There have been only nine other 40-plus performances in Western Carolina history. Had a school record 22 assists in a 1967 game and owns eight of the top 11 single-game assist efforts in school history.
- Led the nation in scoring during the 1967-68 season when he averaged 36.2 points per game. That season he scored 1,049 points. (Had that been his only season to play, the total would currently rank 30th on the Western Carolina career scoring list.) He owns the top three spots on both the Western Carolina single-season lists for scoring and assists.
- Played five years in the ABA. Started with the Oakland Oaks, which became the Washington Caps and later the Virginia Squires, before having his career cut short when he had his sixth knee surgery.
- Member of Western Carolina's first Athletic Hall of Fame Class in 1990.
- Inducted into the North Carolina Sports Hall of Fame during the summer of 2000 with the likes of current Duke head basketball coach Mike Krzyzewski.


HENRY LOGAN'S CAREER STATISTICS

Year	G	FG	FGA	FG%	FT	FTA	FT%	REB	AVG.	AST	PTS	AVG.
1964-65	25	253	515	.491	162	216	.750	171	6.8	262	668	26.7
1965-66	28	316	584	.541	184	256	.736	100	3.5	272	816	29.1
1966-67	25	290	580	.500	177	264	.678	148	5.9	205	757	30.2
1967-68	29	404	740	.546	241	298	.809	219	5.9	298	1049	36.2
Career	107	1263	2419	.522	764	1025	.745	764	6.0	1037	3290	30.7

SPECIAL RECOGNITION

#20 Mel GIBSON

WCU Men's Basketball Retired Number



- Was a first team NAIA All-America selection in 1963, helping guide the Catamounts to the NAIA National Championship game that same season.

- Averaged over 20 points per game over both his junior and senior seasons, helping the Catamounts win 49 games during that same span.

- Scored over 2,000 points during his four-year WCU career to rank second on the Catamount all-time scoring charts at 2,021. Also ranks second all-time with 836 career made field goals.

- Shot 75.2% from the free throw line during his four-year career to continue to rank sixth all-time at Western Carolina.

- Continues to rank on a pair of

single-season top 10 charts including points scored in a season (696 in 1962-63) and season FG percentage (58.1% in 1961-62).

- Guided the Catamounts to the 1962 Carolina's Conference Championship.

- Was the centerpiece of Western Carolina's 1963 team which won the NAIA District 26 tournament title, qualifying the team for nationals. Once a part of the field of 64, Western ran off wins over Eastern Montana, Miles, Lewis & Clark and Fort Hayes to advance to the national championship game before eventually falling to Texas Pan American.

- In addition to leading Western Carolina's men's basketball team to success on the court in 1963, Gibson was instrumental in helping the United States win the gold medal in the Pan American Games held in Brazil in 1964.

- Was a second-round draft pick of the Los Angeles Lakers and continues to hold the distinction of the highest selection for a Western Carolina men's basketball player as he was taken with the 17th overall selection.

- Had his jersey hung from the rafters of the Ramsey Center along side Catamount greats Ronald Rogers and Henry Logan on January 14, 2006 when WCU hosted Chattanooga.

- Member of the Western Carolina Hall of Fame Induction Class of 1992.

MEL GIBSON'S CAREER STATISTICS

Year	G	FG	FGA	FG%	FT	FTA	FT%	REB	AVG.	PTS	AVG.
1959-60	27	116	--	--	29	57	.508	--	--	261	9.7
1960-61	27	188	398	.472	77	104	.740	122	4.5	453	16.7
1961-62	29	247	425	.581	117	149	.785	150	5.2	611	21.1
1962-63	34	285	487	.585	125	153	.817	207	6.0	696	20.4
Career	117	836	--	--	348	463	.752	--	--	2021	17.3

WCU's ALL-20TH CENTURY TEAM

Western Carolina Hall of Fame members Henry Logan, Mel Gibson and Ronald Rogers headlined WCU's 12-man, 20th Century Men's Basketball Team. The team was selected as the result of ballots returned from a cross section of 52 former Catamount men's basketball players and coaches, athletics administrators, media representatives, Catamount Club members and fans over Western Carolina's first six decades. Overall, the list includes nine members of Western Carolina's Athletics Hall of Fame.

- Terry Boyd (1991-92)
- Ronnie Carr (1980-82)
- Greg Dennis (1979-82)
- Mel Gibson (1960-63)
- Frankie King (1994-95)
- Tommy Lavelle (1961-64)
- Henry Logan (1965-68)
- Anquell McCollum (1993-96)
- Bob McGinn (1948-50)
- Ronald Rogers (1950-53)
- Danny Tharpe (1961-64)
- Greg Wittman (1966-69)

JOE STAFFORD

1996 NCAA Leader in 3-pt Field Goal Percentage

Joe Stafford made an immediate impact upon coming to Western after two years at Trinity Valley Community College. Not only did he help the Western win the 1996 league title, but he was the NCAA leader in 3-point field goal percentage in his first year with the Catamounts. Stafford connected on a 52.7 clip, making 58 of 110 shots beyond the arc. In addition to being recognized by the NCAA, Stafford was recipient of the Basketball Hall of Fame's Edward S. Steitz Award in Springfield, Mass., and the AT&T Long Distance Award.



KEVIN MARTIN

2003 Freshman All-American
2004 All-District



Kevin Martin finished the 2003-04 season ranked 11th nationally in scoring (22.1 ppg) and was the only player in the SoCon to rank among its leaders in FG percentage, FT percentage and 3-point percentage. For his efforts, Martin was named Freshman All-American by *CollegeInsider.com* ... As a junior, Martin ranked second in the nation in scoring (24.9 ppg), won his second SoCon scoring title and was the only player on the National Basketball Writers Association and National Association of Basketball Coaches All-District teams that did not play on an Atlantic Coast Conference team.



SPECIAL RECOGNITION

KEVIN MARTIN

- 2004 NBA First Round Pick of the Sacramento Kings (26th pick overall, 14th college player picked)
- First Catamount ever to be Drafted in the First Round of the NBA, NFL or MLB.
- Ended his three-year Catamount career with 1,838 points to rank 4th on the WCU all-time list and be the school's leading scorer since the program became an NCAA Division I member in 1976-77.
- Ranks among the WCU career leaders in 3-pointers made (3rd with 174), 3-pointers attempted (3rd with 503), free throws made (3rd with 154), steals (9th with 134), free throw percentage (2nd with .841) and scoring average (3rd with 23.3 ppg).
- As a junior, he was the only non-ACC member to be named to the 10-player, All-District teams by both the United States Basketball Writers and National Association of Basketball Coaches as he led the SoCon and ranked 2nd in the NCAA in scoring (24.9 ppg)
- Set a WCU single-season record by making 88.3 percent of his free throws as a sophomore as he led the SoCon and ranked 10th nationally in scoring (22.8 ppg).
- In 2001-02, he was named Freshman All-American, set a WCU record by making 42 consecutive free throws and ranked second in the SoCon and 11th nationally in scoring (22.1 ppg).
- Averaged a career-best 23.7 points per game in 2007-08 season to lead the Kings which included shooting career-highs from the field (45.6%) and from beyond the 3-point arc (40.2%).
- Named to the 2008 USA Basketball Men's Select Team, a contingent to help prepare the Senior National Team for the 2008 Beijing Summer Olympics.



MARTIN'S CAREER STATISTICS

Season	GP-GS	MIN	TOTAL			3-POINTERS			REBOUNDS			PF-FO	A	TO	BLK	ST	PTS-AVG
			FG-FGA	PCT	FT-FTA	PCT	FG-FGA	PCT	FT-FTA	PCT	OFF-DEF						
2001-02	Western	28 28	913	196 405	.484	73 191	.382	154 186	.828	27 106	133 4.8	57 2	43 74	10 51	619 22.1		
2002-03	Western	24 22	759	161 380	.424	50 160	.313	174 197	.883	23 68	91 3.8	59 2	43 74	12 33	546 22.8		
2003-04	Western	27 27	843	208 439	.474	51 152	.336	206 252	.817	25 105	130 4.8	52 0	47 84	9 50	673 24.9		
TOTAL	WCU	79 77	2515	5651224	.462	174 503	.346	534 635	.841	75 279	354 4.5	168 4	133 232	31 134	1838 23.3		

SPECIAL RECOGNITION

WESTERN'S RONNIE CARR HITS FIRST 3-POINTER IN NCAA HISTORY

The Atlanta Journal / THE ATLANTA CONSTITUTION

Western Carolina's Carr finds range for colleges' first three-point basket

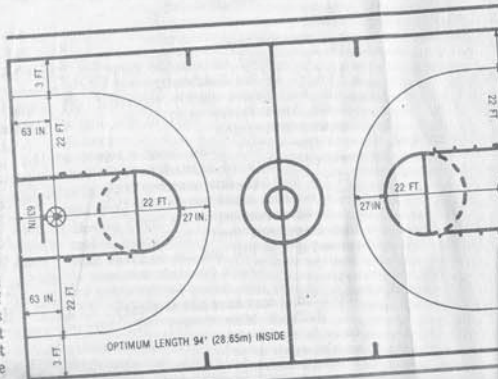
...SUNDAY, NOVEMBER 30, 1980

By BEN ANDERSON
Journal Staff Writer

CULLOWHEE, N.C. — Forget the B-1 bomber, the cruise missile and all that other military hardware. The Southern Conference has the three-point bomb.


In an experiment approved by the NCAA rules committee, each shot made beyond a 22-foot semicircle will count three points in Southern Conference basketball games this season. Southern Conference teams also are allowed to use the three-point rule in non-conference home games, as was done in Western Carolina's 77-70 win over non-league foe Middle Tennessee State Saturday night.

The three-point goal was largely an unused weapon in the Catamount-Blue Raider game, one of the three games Saturday in which the rule was used for the first time in a collegiate game. But let it be duly recorded that the first three-point basket ever made by a college player was fired in by one Ronnie (Radar) Carr, a 6-2 sophomore guard who tossed a 23-footer at 7:06 p.m. EST with 16:09 left in



3 point play

In an experiment approved by the NCAA rules committee, each shot made beyond a 22-foot semicircle (see chart at left) will count three points in Southern Conference basketball games this season.



Ronnie Carr's historic shot came in Western's 77-70 victory over Middle Tennessee State and the ball he used is still on display at the Basketball Hall of Fame in Springfield, Mass. The shot was a 23-footer from the left wing of Reid Gym — Western Carolina's facility at the time — with 16:09 left in the first half (7:06 pm).


Ironically, Carr wore number 22 and the 3-point arc that first year was 22 feet from the center of the basket, instead of the now 19-feet, nine-inches from the baseline. Carr had the number 22 his freshman season and the 3-point shot did not debut until his sophomore year. Another interesting side note, while Carr made the first 3-pointer in NCAA history, Western Carolina actually played a game one day prior (Nov. 28), defeating the Georgia Tech Yellow Jackets, 88-77, in Atlanta. However, Carr's historic shot had to wait one until the following day since the Southern Conference was one of only two leagues sanctioned by the NCAA to use the 3-point shot.

Carr only took 39 3-pointers during the 1980-81 season, making 15 and earning first team All-Southern Conference honors. The following year, Carr only took 11 treys, making eight. However, the 1981-82 season, which would be his final year at Western, Carr still led the SoCon in scoring and earned first team All-SoCon honors for a second time. While Carr did not utilize the 3-point shot much, Western led the SoCon in 3-pointers made and attempted during the four-year NCAA/SoCon experiment, making 182-of-450 treys (.404) over the time span.

Carr would not be able to play his senior year after having a serious car accident prior to the season's start. However, Carr served as a student assistant coach that season and would go on to receive "Most Courageous Athlete" award, given by the United States Basketball Writers Association.

Despite the accident, Carr was still selected in the 10th round of the NBA draft by the Atlanta Hawks.

Carr finished his 3-year career at Western with 1,455 points, which ranks 13th





CATAMOUNTS IN THE NBA DRAFT



YEAR	PLAYER	NBA TEAM	ROUND	OVERALL PICK
1963	Mel Gibson	Los Angeles Lakers	2	17
1964	Tommy Lavelle	New York Knicks	6	46
1968	Henry Logan *	Seattle Super Sonics	4	38
1969	Greg Wittman	Seattle Super Sonics	7	88
1971	Paul Litz	Phoenix Suns	11	179
1978	Bubba Wilson	Golden State Warriors	5	101
1983	Ronnie Carr	Atlanta Hawks	10	216
1995	Frankie King	Los Angeles Lakers	2	37
2004	Kevin Martin	Sacramento Kings	1	26



* NOTE: In 1968, the American Basketball Association (ABA - 1967-76) did not document their draft picks. However, it was documented that **HENRY LOGAN** was the first guard taken in the 1968 ABA draft and is considered a first-round pick. Logan, who signed one of the richest contracts of his time, was drafted in the first round by, and played for, the Oakland Oaks, which became the Washington Capitols and later the Virginia Squires.

ADDITIONAL CATAMOUNTS IN PROFESSIONAL BASKETBALL

Currently, six former Catamounts are playing professional basketball overseas and in various league around the United States:

After playing overseas for several years, David Berghoefer (2003-06) is now playing with the Bakersfield (Calif.) Jam of the National Basketball Development League (NBDL); Rans Brempong (2001-05) - fresh off trying to help the Canadian National Team qualify for the Beijing Olympic games - is currently playing in Holland;

Corey Muirhead (2003-06) is playing in the Czech Republic; Terrence Woodyard (2002-05) is playing in Japan;

Willie Freeman (2001-02, not pictured) is playing in Switzerland.

