



MEASURING SUCCESS

Oregon State has won three of its last four bowl appearances, including two victories over Notre Dame.



164 BOWL GAME HISTORY

- 166 *2004 Insight Bowl*
- 167 *2003 Las Vegas Bowl*
- 168 *2002 Insight Bowl*
- 169 *2001 Fiesta Bowl*
- 170 *1999 O'ahu Bowl*
- 171 *1965 Rose Bowl*
- 172 *1962 Liberty Bowl*
- 173 *1957 Rose Bowl*
- 174 *1942 Rose Bowl*
- 175 *1949 Pineapple Bowl*
1940 Pineapple Bowl

BOWL GAME SUMMARIES

INSIGHT BOWL — 2004

Oregon State 38, Notre Dame 21 December 28, 2004 — Bank One Ballpark, Phoenix, Ariz.

Weather — Indoors

PHOENIX, Ariz — For the second time since 2000 Oregon State and Notre Dame met in a bowl game in the Valley of the Sun. For the second time Oregon State made a statement with a 38-21 win over the Fighting Irish in the 16th annual Insight Bowl at Bank One Ballpark. The game was televised nationally by ESPN and featured an Insight Bowl attendance record of 45,917.

The Beavers, led by senior quarterback Derek Anderson, scored on two of their first three possessions and would eventually build a 21-0 lead midway through the second quarter. Notre Dame fought back to within 24-14 before Anderson put together arguably the best drive of his four-year career. The Scappoose native took OSU on a 90-yard, 12-play drive that concluded on a 1-yard touchdown pass to tight end Joe Newton, the last of two touchdowns scores for the sophomore.

The win capped a rags to riches season for the Beavers and fourth-year head coach Mike Riley. OSU began the season 1-4, but rallied to win six of the final seven contests and end the year as one of the hottest teams in the nation.

"It was a big game for us," OSU quarterback Derek Anderson said. "To bounce back from the start that we had in this season and finish like this, it's huge."

Anderson, the offensive MVP of the Insight Bowl, tied a bowl record with four touchdown passes and turned in the sixth best passing mark in the history of the event with 358 yards. He connected with eight different receivers and was responsible for all but 20 yards of the entire offensive output.

Oregon State's first score was set up by a 52-yard punt return by freshman Sammie Stroughter. The Beavers began the drive at the Irish 27. Four plays later Anderson connected with senior George Gillett for a 12-yard score.

A second freshman set up the Beavers for their next score as Derrick Doggett blocked D.J. Fitzpatrick's punt and recovered on the four-yard line. Anderson found Newton on the second play, after being sacked, to push the lead to 14-0.

The Beavers third score came as Anderson found reserve tight end Dan Haines for 11 yards. Notre Dame desperately responded to stay in the game late in the half, scoring with 56 seconds remaining, on a 13-yard pass from quarterback Brady Quinn to tight end Anthony Fasano.

The second half began with cornerback Aric Williams intercepting Quinn as the Irish were putting together a nice drive that could have closed the gap. Williams' interception led to an Alexis Serna 38-yard field goal to make the score 24-7.


Notre Dame did close the gap to 24-14 after Jerome Collins blocked Sam Paulescu's punt. The Irish's best drive of the game went 49 yards on six plays and was capped by a Darius Walker five-yard touchdown run.

The third quarter ended with OSU leading 24-14 and Notre Dame appeared to have momentum on its side, before Anderson's game breaking 90-yard drive.

Senior tailback Dwight Wright concluded the Beaver scoring on a 2-yard run with 3:19 remaining. "This team has gained a lot of notoriety for Oregon State," head coach Mike Riley said after the game. "Big games against the two defending national champions (LSU and USC), we didn't win 'em but we certainly had opportunities.

"The big win against our arch rival (Oregon), a nice bowl win, beating all the Northwest schools. I think this team made its mark under some trying times."

For Oregon State it was its third bowl victory in its last four postseason appearances. Junior linebacker Trent Bray, who had a game-high 10 tackles, was named the defensive MVP and Newton earned the ESPN Capital One Player of the Game honor.



TEAM STATISTICS

	OSU	ND
First Downs	19	17
Rushing	2	3
Passing	17	11
Penalty	0	3
Net Rushing	20	59
Net Passing	358	217
Pass Attempts	45	33
Pass Comp.	28	18
Pass INT	0	1
Offensive Plays	63	66
Net Yards	378	276
Fumbles-Lost	1-0	0-0
Penalties-Yards	5-45	2-10
Punts-Yards	4-141	8-255
Punt Returns-Yards	5-77	1-7
Kickoff Returns-Yards	3-34	6-109
Possession Time	25:42	34:18
3rd Down Conversions	6-14	7-16
4th Down Conversions	1-1	0-0
Sacks by - Yards	2-13	3-23

Scoring Summary

	OSU	ND
Notre Dame	0	7
Oregon State	14	7

OSU – George Gillett 12-yard pass from Derek Anderson (Serna kick)
 OSU – Joe Newton 11-yard pass from Derek Anderson (Serna kick)
 OSU – Dan Haines 11-yard pass from Derek Anderson (Serna kick)
 ND – Anthony Fasano 13-yard pass from Brady Quinn (Fitzpatrick kick)
 OSU – Alexis Serna 38-yard field goal
 ND – Darius Walker 5-yard run (Fitzpatrick kick)
 OSU – Joe Newton 1-yard pass from Derek Anderson (Serna kick)
 ND – Rhema McKnight 18-yard pass from Brady Quinn (Fitzpatrick kick)
 OSU – Dwight Wright 2-yard run (Serna kick)

Attendance: 45,917

Individual Statistics

Oregon State

Rushing	Att.	NYG	TD	LG
Dwight Wright	9	24	1	8
Ryan Cole	3	3	0	1
Team	1	-1	0	0
Derek Anderson	5	-6	0	15
Totals	18	20	1	15

Passing	Att-Comp-Int	Yds	TD	Lg	Sack
Derek Anderson	45-28-0	358	4	37	4
Totals	45-28-0	358	4	37	4

Receiving	No.	Yds	TD	LG
Joe Newton	7	85	2	25
Mike Hass	5	105	0	37
George Gillett	4	62	1	31
Marcel Love	4	37	0	15
Dan Haines	3	25	1	11
Yvenson Bernard	2	19	0	17
Dwight Wright	2	16	0	10
Josh Hawkins	1	9	0	9
Totals	28	358	4	37

Punting	No.	Yds	Avg.	LG	IN 20
Sam Paulescu	3	124	41.3	48	2
Team	1	17	17.0	17	0
Totals	4	141	35.2	48	2

Kickoff Returns	No.	Yds	LG	TD
Lamar Herron	3	34	12	0
Totals	3	34	12	0

Punt Returns	No.	Yds	LG	TD
Sammie Stroughter	4	54	52	0
Derrick Doggett	1	23	6	0
Totals	5	77	52	0

Field Goals: Alexis Serna 37-yard (Missed), 53-yard (Missed), 38-yard (Good)

Individual Statistics

Notre Dame

Rushing	Att.	NYG	TD	LG
Darius Walker	13	43	1	14
Ryan Grant	14	19	0	8
Brady Quinn	4	10	0	14
Marcus Wilson	1	0	0	0
Chase Anastasio	1	-13	0	0
Totals	33	59	1	14

Passing	Att-Comp-Int	Yds	TD	Lg	Sack
Brady Quinn	29-17-1	214	2	35	2
Pat Dillingham	3-1-0	3	0	3	0
Justin Hoskins	1-0-0	0	0	0	0
Totals	33-18-1	217	2	35	2

Receiving	No.	Yds	TD	LG
Jeff Samardzija	5	89	0	29
Rhema McKnight	4	90	1	35
Marcus Wilson	2	3	0	3
Darius Walker	1	13	0	13
Anthony Fasano	1	13	1	13
Billy Palmer	1	6	0	6
Brandon Harris	1	3	0	3
Rashon Powers-Neal	1	2	0	2
Josh Schmidt	1	1	0	1
Matt Shelton	1	-3	0	0
Totals	18	217	2	35

Punting	No.	Yds	Avg.	LG	IN 20
D.J. Fitzpatrick	6	204	34.0	45	1
Geoff Price	1	51	51.0	51	1
Team	1	0	0.0	0	0
Totals	7	255	31.9	51	2

Kickoff Returns	No.	Yds	LG	TD
Justin Hoskins	3	72	26	0
Carlos Campbell	2	23	17	0
Chase Anastasio	1	14	14	0
Totals	6	109	26	0

Punt Returns	No.	Yds	LG	TD
Carlyle Holiday	1	7	7	0
Totals	1	7	7	0

Field Goals: None

2004 INSIGHT BOWL ROSTER

Derek Anderson, QB	Kyle DeVan, OL	Gerard Lawson, CB	Brandon Powers, WR	Tavita Thompson, OL
Eric Anderson, SLB	Derrick Doggett, WLB	Joe Lemma, DE	Ryan Rainwater, DL	Caleb Tommasini, CB
Sir Henry Anderson, DT	Daniel Drayton, S	Andy Levitre, OL	J.C. Ronnfeldt, OG	Whitfield Usher, OG
Yvenson Bernard, TB	Keith Ellison, LB	Keenan Lewis, CB	Adam Rothenfluh, QB	Jeff Van Orsow, DE
Nick Bodeman, WR	Naymon Frank, DE	Josh Linehan, OT	Joe Rudolph, DE	Jimlavis Walker, RB
Pernell Booth, DT	George Gillett, WR	Pat Loney, TE	Brandon Scales, DE	Daniel Weis, RB/LB
Trent Bray, LB	Ryan Gunderson, QB	Marcel Love, WR	Roy Schuening, OG	Jeremy Weldon, TE
Brent Bridges, OG	Zach Hagemeister, TE	Kellen Marshall, CB	Brady Schallach, QB	Anthony Wheat-Brown, WR
Matt Brock, C	Dan Haines, TE	Milch Meeuwesen, FS	Chaz Scott, LB	Harvey Whiten, SS
Brandon Browner, CB	Derek Hall, DT	Chris Miller, OT	Alexis Serna, PK	Aric Williams, CB
Darrick Bruns, LS	Jim Hanchett, TE	Joe Newton, TE	Ben Siegert, DT	Dwight Wright, TB
Dallas Buck, DB	Mike Hass, WR	Doug Nienhuis, OT	Matthew Sieverson, FS	Patrick Wu, OT
Charles Burnley, DB	Josh Hawkins, WR	Blake Normine, WR	Alvin Smith, DT	
Gabe Bulton, TE	Lamar Herron, DB	Slade Norris, SS	Evan Smith, LB	
Colt Charles, QB	Brian Hildebrand, QB	Corey O'Neill, PK	Olaniyi Sobomehin, RB	
Keller Christensen, LB	Brandon Hughes, WR	Star Paddock, LS	Adam Speer, C	
Curtis Coker, DT	Nate Johns, WR	Sam Paulescu, P	Eddie Stamm, LB	
Ryan Cole, TB	Michael Jones, TB	Bryan Payton, CB	Sammie Stroughter, WR	
John Dailey, PK	Paul Kirwan, QB	Jeremy Perry, OG	Jon Strowbridge, P	
Andy Darkins, LB	Adam Koets, OT	Kelly Phelps, LB	Bill Swancutt, DE	
Alan Darlin, LB	Jeff Kruskamp, TE	Sabby Piscitelli, SS	Kevin Swanigan, WR	
Kevin Davidson, LB	Seth Lacey, LB	Jonathan Pollard, LB	Zach Tarver, WR	

BOWL GAME SUMMARIES

LAS VEGAS BOWL — 2003

Oregon State 55, New Mexico 14

December 24, 2003 — Sam Boyd Stadium, Las Vegas, Nev.

Weather — 58 degrees, Cloudy, Wind Calm

LAS VEGAS, Nev. — Mike Riley made his bowl game debut as a head coach a successful one, as Oregon State dominated New Mexico, winning 55-14.

The Beavers' roster was dotted with student-athletes from Las Vegas, and the thought of returning home for a bowl game was exciting, judging from the team's performance.

The Beavers opened the game with the ball and went 83 yards in nine plays for the first score. Quarterback Derek Anderson threw a 34-yard strike to tailback Steven Jackson, one of the Las Vegas boys, for the first of Jackson's bowl game-record-tying five touchdowns. Kirk Ylioniemi booted a 21-yard field goal on the next drive, giving OSU a 10-0 lead. New Mexico had no first downs at this point.

The Lobos used a Brand Ratcliff 40-yard kickoff return to set up their only score of the first three quarters. Quarterback Casey Kelly and Hank Baskett hooked up on a 27-yard pass to make the game 10-7, but that was about it for the Lobo offense for the half.

Oregon State ended the opening quarter with a 17-7 lead, as Anderson hit receiver Mike Hass for 42 yards on the final play of the opening stanza. The Beaver offense had already rolled up 204 yards and 10 first downs, while the Beaver defense had allowed just one first down.

The Beavers made it 24-7 midway through the second quarter on the first of four rushing touchdowns, this one a three-yard romp. Less than two minutes later, thanks to a UNM fumble, Jackson went 11 yards to make the score 31-7, the eventual halftime score.

The first half statistics were staggering. OSU had 17 first downs, UNM one. Total yardage was 308-35.


The Beaver defense once again stymied the Lobo offense on the first possession of the second half, and the Beaver offense extended the margin on its first drive. Jackson accounted for 48 of the 59 yards on the drive, including a six-yard score.

The teams traded punts for most of the remaining third quarter, before Ylioniemi's 31-yard field goal made it 41-7 at the end of three.

Jackson added another one-yard score early in the fourth quarter to end his night and ultimately his OSU career — he announced after the game that he was forgoing his final year of college eligibility and entering the NFL Draft. Jackson ended the game with 149 yards rushing. Anderson also sat on the sideline for the rest of the game after passing for 322 yards and two touchdowns.

The teams traded touchdowns to end the game. Reserve quarterback Adam Rothenfluh finished the scoring with a 19-yard pass to Josh Hawkins.

The Beaver defense, led partly by Las Vegas natives Richard Seigler, Jonathan Pollard and Lawrence Turner, limited the Lobos to 127 yards of offense.



TEAM STATISTICS

	OSU	UNM
First Downs	29	7
Rushing	10	3
Passing	17	3
Penalty	2	1
Net Rushing	154	6
Net Passing	386	123
Pass Attempts	41	21
Pass Comp.	27	10
Pass INT	1	1
Offensive Plays	76	57
Net Yards	540	127
Fumbles-Lost	1-1	1-1
Penalties-Yards	10-94	13-103
Punts-Yards	3-112	10-391
Punt Returns-Yards	5-16	1-0
Kickoff Returns-Yards	3-65	8-175
Possession Time	29:16	30:19
3rd Down Conversions	7-14	2-14
4th Down Conversions	1-1	0-0
Sacks by - Yards	5-44	1-3

Scoring Summary

Oregon State	17	14	10	14	-	55
New Mexico	7	0	0	7	-	14

OSU — Steven Jackson 34-yard pass from Derek Anderson (Ylioniemi kick)
 OSU — Kirk Ylioniemi 21-yard field goal
 UNM — Hank Baskett 27-yard pass from Casey Kelly (Zunker kick)
 OSU — Mike Hass 42-yard pass from Derek Anderson (Ylioniemi kick)
 OSU — Steven Jackson 3-yard run (Ylioniemi kick)
 OSU — Steven Jackson 11-yard run (Ylioniemi kick)
 OSU — Steven Jackson 6-yard run (Ylioniemi kick)
 OSU — Kirk Ylioniemi 31-yard field goal
 OSU — Steven Jackson 1-yard run (Ylioniemi kick)
 UNM — Dwight Counter 17-yard pass from Kole McKamey (Zunker kick)
 OSU — Josh Hawkins 19-yard pass from Adam Rothenfluh (Ylioniemi kick)
Attendance: 25,437

Individual Statistics

Oregon State

Rushing	Att.	NYG	TD	LG
Steven Jackson	28	149	4	34
James Newson	1	5	0	5
Dwight Wright	5	3	0	6
Derek Anderson	1	-3	0	0
Totals	35	154	4	34

Passing	Att-Comp-Int	Yds	TD	Lg	Sack
Derek Anderson	32-21-1	322	2	45	1
Adam Rothenfluh	8-6-0	64	1	19	0
James Newson	1-0-0	0	0	0	0
Totals	41-27-1	386	3	45	1

Receiving	No.	Yds	TD	LG
Tim Euhus	7	121	0	45
Mike Hass	6	88	1	42
Steven Jackson	5	51	1	34
James Newson	3	57	0	24
George Gillett	3	25	0	13
Josh Hawkins	1	19	1	19
Joe Newton	1	15	0	15
Dwight Wright	1	10	0	10
Totals	27	386	3	45

Punting	No.	Yds	Avg.	LG	IN 20
Carl Tobey	3	112	37.3	40	1

Kickoff Returns	No.	Yds	LG	TD
Harvey Whiten	3	65	27	0
Totals	3	65	27	0

Punt Returns	No.	Yds	LG	TD
Cole Clasen	4	12	5	0
Aric Williams	1	4	4	0
Totals	5	16	5	0

Field Goals: Kirk Ylioniemi 21-yard (Good),
 31-yard (Good)

Individual Statistics

New Mexico

Rushing	Att.	NYG	TD	LG
Adrian Byrd	2	13	0	9
Kole McKamey	5	7	0	13
DonTrell Moore	11	5	0	4
Landrick Brody	1	3	0	3
Terrence Thomas	2	-1	0	1
D.D. Cox	4	-1	0	2
Casey Kelly	9	-20	0	6
Totals	34	6	0	13

Passing	Att-Comp-Int	Yds	TD	Lg	Sack
Casey Kelly	12-4-0	32	1	27	4
Kole McKamey	9-4-1	25	1	17	1
Michael Bruncker	1-1-0	18	0	18	0
Hank Baskett	1-1-0	46	0	46	0
Totals	23-10-1	121	2	46	5

Receiving	No.	Yds	TD	LG
Dwight Counter	2	63	1	46
Mike Augustyniak	2	11	0	7
Terrence Thomas	2	3	0	2
Hank Baskett	1	27	1	27
Kole McKamey	1	18	0	18
Zach Cresap	1	3	0	3
DonTrell Moore	1	-4	0	0
Totals	10	121	2	46

Punting	No.	Yds	Avg.	LG	IN 20
Tyler Gaus	10	391	39.1	51	2

Kickoff Returns	No.	Yds	LG	TD
Brand Ratcliff	4	100	40	0
Gabriel Fullbright	2	39	24	0
Dwight Counter	1	19	19	0
Kevin Walton	1	17	17	0
Totals	8	175	40	0

Punt Returns	No.	Yds	LG	TD
Dwight Counter	1	0	0	0
Totals	1	0	0	0

Field Goals: None

2003 LAS VEGAS BOWL ROSTER

Eric Anderson, SLB	John Dailey, PK	Steven Jackson, TB	Kelly Phelps, LB	Olaniyi Sobomehin, TB
Derek Anderson, QB	Andy Darkins, LB	Jayson Jean-Baptiste, DE	Sabby Piscitelli, SS	Arcadius St. Laurent, WR
Sir Henry Anderson, DT	Kevin Davidson, LB	Danny Kalavi, WR	Jonathan Pollard, LB	Jon Strowbridge, P
Zac Babb, OL	Matt Davis, OG	Brian Kilkeny, OT	Brandon Powers, WR	Bill Swancult, DE
Yvenson Bernard, TB	Kyle DeVan, OL	Paul Kirwan, QB	Jake Pratt, OT	Carl Tobey, P
Trent Bray, LB	Derrick Doggett, LB	Adam Koets, OT	Brandon Robinson, WR	Lawrence Turner, SS
Brent Bridges, OG	Dwan Edwards, DT	Jeff Kruskamp, TE	J.C. Ronnfeldt, OG	Whitfield Usher, OG
Matt Brock, C	Tim Euhus, TE	Seth Lacey, LB	Adam Rothenfluh, QB	Jeff Van Orsow, DE
Brandon Browner, CB	Kenny Farley, WR	Gerard Lawson, CB	Dan Rothwell, DE	Jeremy Weldon, TE
Darrick Bruns, C	Sean Fong, DB	Scott Lawson, WR	Joe Rudolph, DE	Anthony Wheat-Brown, DB
Dallas Buck, S	Naymon Frank, DE	Joe Lemma, DE	Ryan Rufener, QB	Harvey Whiten, S
Gabe Button, TE	Jason Fyda, OG	Josh Linehan, OT	Kanan Sanchez, OG	Aric Williams, CB
Brandon Catanesse, DB	Phil Ghilarducci, WR	Brandon Lockheart, OT	Brandon Scales, DE	Justin Williams, CB
Colt Charles, QB	George Gillett, WR	Pat Loney, TE	Brady Schalich, QB	Brent Wismer, K
Brad Ching, WR	Ryan Gunderson, QB	David Lose, OG	Roy Schuening, OG	Ross Wopat, K
Keller Christensen, LB	Jason Haas, OL	Jason Lowe, LB	Chaz Scott, LB	Dwight Wright, TB
Cole Clasen, WR	Dan Haines, TE	Kellen Marshall, CB	Chris Scott, DT	Patrick Wu, OT
Brandon Cobb, DB	Derek Hall, DT	Doug Meeuwesen, LB	Richard Seigler, LB	Kirk Ylioniemi, K
Curtis Coker, DT	Mike Hass, WR	John Millar, P	Alexis Serna, K	
Ryan Cole, RB	Josh Hawkins, WR	James Newson, WR	Ben Siegert, DT	
D.J. Coole, CB	Jeremy Hoover, DB	Joe Newton, TE	Alvin Smith, DT	
Patrick Custer, LS	Jamaal Jackson, CB	Doug Nienhuis, OT	Scott Smith, TE	

BOWL GAME SUMMARIES

INSIGHT BOWL — 2002

Pittsburgh 38, Oregon State 13

December 26, 2002 — Bank One Ballpark, Phoenix, Ariz.

Weather — 46 degrees, Clear, Wind Calm

PHOENIX, Ariz. — What a difference a half makes.

After heading to the locker room following the first half tied 10-10 with the No. 24 ranked Pittsburgh Panthers, things fell apart for Oregon State in the second half. The Beavers wound up dropping a 38-13 decision to Pitt at the Insight Bowl before 40,533 fans at Bank One Ballpark.

Despite the defeat, it was another very successful season for Oregon State. The Beavers made their third trip in four years to a bowl game and OSU finished the season with eight victories (8-5), which tied for the fourth most season wins in school history.

Pittsburgh opened the scoring by taking the opening kickoff and moving 69 yards in six plays to score when wide receiver Larry Fitzgerald made a diving finger tip reception of a 40-yard touchdown pass from Rod Rutherford with 11:50 left in the quarter. The Panther touchdown amounted to only the third offensive TD allowed by the Beavers' defense during the first quarter of play in the 2002 season.

Oregon State bounced right back with a quick touchdown of its own to quickly tie the contest. It took the Beavers less than two minutes to knot the score at 7-7. OSU moved 72 yards in only three plays. On a second-down play from the OSU 35-yard line, the Beavers' James Newson caught a quick pass from Derek Anderson and appeared to be tackled after about a 10-yard gain. Instead, Newson's knee did not go down and he broke free for a 65-yard TD run down the sideline to tie the game.

Neither team had a scoring threat again until the second quarter. On OSU's fourth possession of the game, the Beavers drove from their own 10 to Pitt's 32 where the drive stalled. Kirk Ylioniemi then booted a 50-yard field goal to give OSU a 10-7 lead with 7:56 left in the half. For Ylioniemi, the 50-yard field goal matched his career long successful kick.

It appeared OSU would take its 10-7 lead to the locker room, but a great play by Pitt's special teams of downing a punt on OSU's 3-yard line led to an eventual field goal. Unable to move away from the goal line, the Beavers' Carl Tobey punted from the end zone and Pitt got the ball at OSU's 32-yard line with 1:07 to play. Pitt reached OSU's 27-yard line and David Abdul booted a 45-yard field goal as time ran out in the first half.

Pitt's Tez Morris intercepted an Anderson pass during OSU's first possession of the second half and returned the pick 37 yards to the OSU 23-yard line to change the entire momentum of the game. It was the only interception thrown by Anderson. Three plays later Rutherford scored on a 1-yard run for a 17-10 Panther lead.

The backbreaker for OSU came later in the third quarter when the Panthers' Shawn Robinson returned a punt 66 yards for a touchdown to give Pitt a 24-10 lead with 3:26 remaining in the period.

The Beavers had a good chance to get back into the game on their next possession. OSU moved from its own 30 to the Pitt 7-yard line for first and goal. However, Anderson got sacked on first down (loss of 7 yards) and the Beavers were held to a 31-yard field goal by Ylioniemi. The field goal by Ylioniemi was his 15th consecutive successful boot of the season, which tied the OSU career record.

Pittsburgh added a pair of touchdowns in the fourth quarter when the Beavers gave the Panthers great field position as a result of failing on a fourth down attempt and a fumble.

One huge problem for OSU in the game was its inability to establish the run. Steven Jackson entered the game as the nation's No. 4 leading rusher and the Beavers' season record holder, but he finished the game with only 34 yards.



TEAM STATISTICS

	OSU	PITT
First Downs	20	21
Rushing	3	10
Passing	16	7
Penalty	1	4
Net Rushing	8	117
Net Passing	319	183
Pass Attempts	45	26
Pass Comp.	21	13
Pass INT	1	0
Offensive Plays	77	67
Net Yards	327	300
Fumbles-Lost	2-1	0-0
Penalties-Yards	9-90	7-55
Punts-Yards	6-241	7-287
Punt Returns-Yards	4-26	4-83
Kickoff Returns-Yards	6-152	4-61
Possession Time	29:40	30:20
3rd Down Conversions	8-18	5-13
4th Down Conversions	0-2	0-0
Sacks by - Yards	5-38	3-19

Scoring Summary

Pittsburgh	7	3	14	14	-	38
Oregon State	7	3	3	0	-	13

PITT — Larry Fitzgerald 40-yard pass from Rod Rutherford (Abdul kick)
 OSU — James Newson 65-yard pass from Derek Anderson (Ylioniemi kick)
 OSU — Kirk Ylioniemi 250-yard field goal
 PITT — David Abdul 45-yard field goal
 PITT — Rod Rutherford 1-yard run (Abdul kick)
 PITT — Shawn Robinson 66-yard punt return (Abdul kick)
 OSU — Kirk Ylioniemi 31-yard field goal
 PITT — Brandon Miree 7-yard run (Abdul kick)
 PITT — Tyler Palko 8-yard run (Abdul kick)

Attendance: 40,533

Individual Statistics

Oregon State

Rushing	Att.	NYG	TD	LG
Steven Jackson	19	34	0	9
Dwight Wright	7	22	0	7
Derek Anderson	6	-48	0	0
Totals	32	8	0	9

Passing	Att-Comp-Int	Yds	TD	Lg	Sack
Derek Anderson	45-21-1	319	1	65	3
Totals	45-21-1	319	1	65	3

Receiving	No.	Yds	TD	LG
James Newson	10	165	1	65
Tim Euhus	3	72	0	35
Cole Clasen	2	29	0	19
Shawn Kintner	2	25	0	13
Steven Jackson	2	14	0	9
Kenny Farley	2	14	0	9
Totals	21	319	1	65

Punting	No.	Yds	Avg.	LG	IN 20
Carl Tobey	6	241	40.2	54	1

Kickoff Returns	No.	Yds	LG	TD
Brandon Catanese	5	115	27	0
Calvin Carlyle	1	37	37	0
Totals	6	152	37	0

Punt Returns	No.	Yds	LG	TD
Aric Williams	4	26	18	0
Totals	4	26	18	0

Field Goals: Kirk Ylioniemi 50-yard (Good),
 31-yard (Good)

Individual Statistics

Pittsburgh

Rushing	Att.	NYG	TD	LG
Brandon Miree	20	113	1	23
Lousaka Polite	3	11	0	6
Tyler Palko	1	8	1	8
Jawan Walker	2	2	0	3
Team	2	-1	0	0
Tim Murphy	1	-2	0	0
Rod Rutherford	12	-14	1	9
Totals	41	117	3	23

Passing	Att-Comp-Int	Yds	TD	Lg	Sack
Rod Rutherford	26-13-0	183	1	40	5
Totals	26-13-0	183	1	40	5

Receiving	No.	Yds	TD	LG
Larry Fitzgerald	5	88	1	40
Lamar Slade	3	36	0	18
Brandon Miree	2	35	0	26
Marcus Furman	2	17	0	12
Kris Wilson	1	7	0	7
Totals	13	183	1	40

Punting	No.	Yds	Avg.	LG	IN 20
Andy Lee	7	287	41.0	55	4

Kickoff Returns	No.	Yds	LG	TD
Torrie Cox	3	51	31	0
Shawntae Spencer	1	10	10	0
Totals	4	61	31	0

Punt Returns	No.	Yds	LG	TD
Shawn Robinson	4	83	66	0
Totals	4	83	66	0

Field Goals: David Abdul 45-yard (Good)

2002 INSIGHT BOWL ROSTER

Derek Anderson, QB	Shamon Jamerson, CB	Chaz Scott, LB
Nick Barnett, LB	Jayson Jean-Baptiste, DE	Richard Seigler, LB
Jayson Boyd, WR	Riley Jenkins, TB	Bill Swancutt, DE
Trent Bray, LB	Ryan Kanekeberg, LB	Carl Tobey, P
Nate Brentano, WR	Brian Kilkenny, OT	Seth Trimmer, WR
Matt Brock, C	Shawn Kintner, WR	Erik Tuma, LB
Travis Brown, WR	Mike Kuykendall, OG	Lawrence Turner, SS
Calvin Carlyle, CB	Seth Lacey, LB	Dennis Weathersby, CB
Brandon Catanese, FS	James Lee, DT	Jeremy Weldon, DT
Ryan Cesca, PK	Pat Loney, TE	Aric Williams, CB
Cole Clasen, WR	David Lose, OG	Dwight Wright, TB
Matt Davis, OG	Jason Lowe, LB	Kirk Ylioniemi, PK
Dwan Edwards, DT	Eric Manning, DT	
Tim Euhus, TE	Mitch Meeuwssen, FS	
Kenny Farley, WR	Dustin Murray, SS	
Josh Farrell, TB	James Newson, WR	
Peter Gregg, DE	Doug Nienhuis, OT	
Noah Happe, DE	Jonathan Pollard, LB	
Mike Hass, WR	Terrell Roberts, CB	
Jamaal Jackson, CB	Tyler Ross, TE	
Jermaine Jackson, TE	Adam Rolhenfluh, QB	
Steven Jackson, TB	Kanan Sanchez, OG	

BOWL GAME SUMMARIES

FIESTA BOWL — 2001 (2000 season)

Oregon State 41, Notre Dame 9

January 1, 2001 — Sun Devil Stadium, Tempe, Ariz.

Weather — 63 degrees, Clear, W - 5 (West)

TEMPE, Ariz — Oregon State played its best and most complete football game of the season in routing No. 10 Notre Dame 41-9 in the 30th annual Tostitos Fiesta Bowl in the Beavers' first-ever appearance in a BCS Bowl.

Oregon State totally dominated the Irish from the opening kickoff. The Beavers led only 12-3 at halftime and Notre Dame was fortunate the margin wasn't larger as OSU rolled up 278 yards in the first half, including 246 through the air, to 98 for the Irish.

The Beavers scored on three of their four possessions in the first half. On the one possession OSU did not score, the Beavers drove 83 yards in nine plays, only to be stopped on fourth down at the Notre Dame 1-yard line. Patrick McCall was thrown for a 4-yard loss on fourth down as OSU was attempting to stretch its 6-0 lead. As it was, the Beavers took only four plays to score on their next possession, which started at their 10-yard line. After a 14-yard pass to T.J. Houshmandzadeh and a 2-yard run by Ken Simonton, Jonathan Smith connected on a 74-yard TD pass to Chad Johnson boosting OSU's lead to 12-0.

Notre Dame had generated only eight yards in total offense on six offensive plays in the first quarter, a quarter dominated by the aggressive Beaver defense.


It took a major mistake by OSU for Notre Dame to avoid being shut out in the first half. The Beavers had the Irish pinned on their own 2-yard line facing a third down-and-31 situation. OSU forced an incomplete pass, but the Beavers' Calvin Carlyle was flagged for a late hit on the play and the 15-yard personal foul carried an automatic first down. The Irish took advantage of the break and marched to OSU's 12-yard line before kicking a 29-yard field goal as time expired in the first half.

The third quarter will be remembered forever by Beaver fans, as OSU pummeled Notre Dame with a 29-point blitzkrieg. It all started innocently enough as the Irish forced the Beavers to punt for the first time in the contest after holding OSU on the opening series. The floodgates opened after that. In the span of eight minutes the Beavers accounted for 29 points.

On Notre Dame's first possession of the second half, Darnell Robinson sacked Irish quarterback Matt LoVecchio on second down and forced a fumble in the process. Two plays later Smith connected on a 23-yard TD pass to Houshmandzadeh. Next came a bizarre punt return for a TD as Houshmandzadeh returned a Notre Dame punt from OSU's 27, was hit at the 50 and fumbled, only to have teammate Terrell Roberts field the ball in the air and race 45 yards for a TD.

Smith passed 4-yards to Johnson for another score and Ken Simonton, who had 85 yards rushing on 18 carries, scored the final Beaver TD on a 4-yard run.

Smith was named the Offensive Player of the Game after completing 16 of 24 passes for 305 yards and 3 touchdowns. Robinson was named the Defensive Player of the Game after recording seven tackles, a sack, two tackles for loss, a pass breakup and a pass interception.



TEAM STATISTICS

	OSU	ND
First Downs	20	18
Rushing	7	5
Passing	12	7
Penalty	1	6
Net Rushing	127	17
Net Passing	319	138
Pass Attempts	25	33
Pass Comp.	17	13
Pass INT	0	2
Offensive Plays	64	70
Net Yards	446	155
Fumbles-Lost	3-1	2-1
Penalties-Yards	18-174	7-42
Punts-Yards	3-117	6-249
Punt Returns-Yards	4-106	2-(-1)
Kickoff Returns-Yards	1-12	6-146
Possession Time	29:47	30:13
3rd Down Conversions	5-13	4-15
4th Down Conversions	1-2	0-2
Sacks by - Yards	5-42	3-15

Scoring Summary

Notre Dame	0	3	0	6	-	9
Oregon State	3	9	29	0	-	41

OSU — Ryan Cesca 32-yard field goal
 OSU — Ryan Cesca 29-yard field goal
 OSU — Chad Johnson 74-yard pass from Jonathan Smith (pass failed)
 ND — Nick Setta 29-yard field goal
 OSU — T.J. Houshmandzadeh 23-yard pass from J. Smith (Cesca kick)
 OSU — Terrell Roberts 45-yard punt return (Cesca kick)
 OSU — C. Johnson 4-yard pass from J. Smith (Prescott pass from Smith)
 OSU — Ken Simonton 4-yard run (Cesca kick)
 ND — Tony Fisher 1-yard run (Setta kick)

Attendance: 75,428

Individual Statistics

Oregon State

Rushing	Att.	NYG	TD	LG
Ken Simonton	18	85	1	17
Antonio Battle	8	32	0	16
Patrick McCall	10	25	0	12
Nick Stremick	1	-2	0	0
Jonathan Smith	2	-13	0	0
Totals	39	127	1	17

Passing	Att-Comp-Int	Yds	TD	Lg	Sack
Jonathan Smith	24-16-0	305	3	74	2
Nick Stremick	1-1-0	14	0	14	1
Totals	25-17-0	319	3	74	3

Receiving	No.	Yds	TD	LG
T.J. Houshmandzadeh	6	74	1	23
Chad Johnson	4	93	2	74
Marty Maurer	3	82	0	30
Robert Prescott	2	41	0	25
Patrick McCall	1	15	0	15
James Newson	1	14	0	14
Totals	17	319	3	74

Punting	No.	Yds	Avg.	LG	IN 20
Mike Fessler	3	117	43.0	43	2

Kickoff Returns	No.	Yds	LG	TD
Ricky Walker	1	12	12	0
Totals	1	12	12	0

Punt Returns	No.	Yds	LG	TD
T.J. Houshmandzadeh	4	61	23	0
Terrell Roberts	0	45	45	1
Totals	4	106	45	1

Field Goals: Ryan Cesca 32-yard (Good), 29-yard (Good)

Individual Statistics

Notre Dame

Rushing	Att.	NYG	TD	LG
Julius Jones	13	30	0	12
Terrance Howard	8	28	0	9
Tony Fisher	5	9	1	9
Tom Lopienski	1	0	0	0
Joey Getherall	1	-1	0	0
Matt LoVecchio	9	-49	0	7
Totals	37	17	1	12

Passing	Att-Comp-Int	Yds	TD	Lg	Sack
Matt LoVecchio	33-13-2	138	0	40	5
Totals	33-13-2	138	0	40	5

Receiving	No.	Yds	TD	LG
David Givens	4	23	0	13
Javin Hunter	3	57	0	40
Dan O'Leary	2	36	0	26
Tony Fisher	2	2	0	2
Joey Getherall	1	10	0	10
Julius Jones	1	10	0	10
Totals	13	138	0	40

Punting	No.	Yds	Avg.	LG	IN 20
Joey Hildbold	6	249	41.5	47	2

Kickoff Returns	No.	Yds	LG	TD
Julius Jones	4	88	31	0
Tony Driver	1	35	35	0
Javin Hunter	1	23	23	0
Totals	6	146	35	0

Punt Returns	No.	Yds	LG	TD
Joey Getherall	2	-1	0	0
Totals	2	-1	0	0

Field Goals: Nick Setta 29-yard (Good)

2001 FIESTA BOWL ROSTER

Junior Adams, WR	Steve Frketch, OG	Chad Johnson, WR	Charles O'Neal, DT	Johan Thomas, CB
James Allen, LB	Samuel Gage, CB	Greg Jones, LB	Sefa O'Reilly, DE	Tyler Thomas, QB
Ryan Atkinson, DT	Brad Gerry, DB	Ryan Kanekeberg, QB	Mike Payton, WR	Carl Tobey, P
Nick Barnett, LB	Chris Gibson, C	Colin Kealoha, OL	Ryan Petersen, WR	Daniel Torres, DT
Antonio Battle, TB	George Gillett, WR	Brian Kilkenney, OT	Jonathan Pollard, LB	Sanders Trent, WR
Nate Brentano, WR	DeLawrence Grant, DE	Shawn Kinlner, WR	Robert Prescott, WR	Seth Trimmer, WR
Matt Brock, C	Terrance Gray, CB	Mike Kuykendall, OT	Terrell Roberts, SS	Brian Tulikihifo, DE
Greg Brown-Davis, LB	Peter Gregg, DL	Seth Lacey, LB	Darnell Robinson, LB	Erik Tuma, LB
Turner Byrd, WR	Jason Haas, C	Pat Loney, TE	Tyler Ross, TE	Casey Waletich, LB
Calvin Carlyle, FS	Jarvez Hall, OL	David Lose, DT	Kyle Rosselle, DE	Ricky Walker, CB
Terrence Carroll, SS	Noah Happe, LB	Eric Manning, DT	Adam Rothenfluh, QB	Mark Walsh, TE
Ryan Cesca, PK	Mike Havens, DL	Robert Marthaller, SS	Dan Rothwell, DE	Dennis Weathersby, CB
Jake Cookus, SS	Keith Heyward-Johnson, CB	Marty Maurer, TE	Kanan Sanchez, OG	Mike White, PK
Jared Cornell, OG	Aaron Hill, WR	Patrick McCall, TB	Vincent Sandoval, OT	Mitch White, OT
Paul Davidian, OG	Shayne House, QGB	Tyler McClaghry, OG	Luke Scott, DB	Aric Williams, CB
Lee Davis, OT	T.J. Houshmandzadeh, WR	Mitch Meeuwse, SS	Richard Seigler, MLB	Aaron Wright, SS
Matt Davis, OG	LaDairis Jackson, DE	Tevita Moala, LB	Ken Simonton, TB	Dwight Wright, TB
Keith DiDomenico, OG	Jason Jacobs, FS	Eric Mobley, FS	Jonathan Smith, QB	Kirk Yliniemi, PK
Dwan Edwards, DT	Shamon Jamerson, CB	Ron Monteilh, WR	Paul Soto, DL	
Robbie Enghusen, OT	Dustin Janz, OL	Tim Murdick, LB	Matt Stanwood, PK	
Tim Euhus, TE	Riley Jenkins, WR	James Newson, WR	Nick Stremick, QB	
Mike Fessler, P	Bennie Johnson, TE	Doug Nienhuis, OT	Robert Sykes, OG	

BOWL GAME SUMMARIES

O'AHU BOWL — 1999

Hawaii 23, Oregon State 17

December 24, 1999 — Aloha Stadium, Honolulu, Hawaii

Weather — 79 degrees, Fair, W - 15-25 (South-Southwest)

HONOLULU, Hawaii — Oregon State fans invaded the Islands in mass as the program made its first bowl appearance since January of 1965. The Beavers had the unenviable chore of playing the University of Hawaii Rainbow Warriors in the O'ahu Bowl at UH's home field — Aloha Stadium.

Oregon State looked like it was on its way to its first postseason victory since the 1962 Liberty Bowl, when it took its first possession 79 yards in 10 plays to score on Ken Simonton's 1-yard run with 8:23 left in the opening quarter. He rushed for 30 yards on OSU's first play from scrimmage and accounted for 40 yards on the first TD drive.

OSU got a big break late in the first period and didn't capitalize on the opportunity, which might have been one of the big plays of the game. OSU had to punt on its second possession and UH's Avion Weaver fumbled after a hit by Terrence Carroll, who also recovered the ball at the Hawaii 14-yard line. The Beavers were unable to move the ball and Ryan Cesca's 42-yard field goal sailed right, seemingly giving Hawaii new confidence.

Hawaii took advantage of OSU's only turnover of the game to get on the scoreboard. Jonathan Smith fumbled a snap from center at the Beavers' 24 yard line. The Rainbows were stopped at the 8-yard line and settled for a 26-yard field goal by Eric Hannum. Hawaii tried an onside kick following the field goal, but the Beavers recovered for great field position at the Hawaii 49.

Once again, Cesca missed on a field goal attempt from 31 yards out. The Warriors took over on their own 20 and put together their only long drive of the game, moving 80 yards in eight plays to score on a 9-yard pass from Dan Robinson to Channon Harris, putting Hawaii up 10-7. OSU tied the contest on the final play of the first half, a 37-yard field goal by Cesca, following an interception by Calvin Carlyle.

Hawaii scored 10 points in the third quarter and the Beavers were held scoreless as they could not sustain a drive. The Rainbows moved out to a 23-10 lead with 2:58 left in the game on a 35-yard field goal by Hannum and appeared to have the game locked up at that point. However, OSU's offense finally caught fire and Smith moved the Beavers 81 yards in 10 plays in only 1:31 elapsed time as Simonton scored on a 13-yard draw play to narrow the margin to 23-17.

Then, the biggest play of the game occurred following the Beaver touchdown. OSU executed an onside kick and Roddy Tompkins recovered at the Hawaii 48. But, an official threw a flag indicating the Beavers had not lined up properly and voided the recovery. The next onside kick went out of bounds and Hawaii was able to run out the remaining 1:27.

Simonton was named OSU's outstanding player of the game after rushing for 157 yards, scoring two touchdowns and accounting for 182 all-purpose yards.



TEAM STATISTICS

	OSU	UH
First Downs	24	21
Rushing	12	5
Passing	12	11
Penalty	0	5
Net Rushing	169	83
Net Passing	269	266
Pass Attempts	40	40
Pass Comp.	19	23
Pass INT	0	1
Offensive Plays	75	64
Net Yards	438	349
Fumbles-Lost	3-1	3-1
Penalties-Yards	14-138	9-88
Punts-Yards	6-216	4-163
Punt Returns-Yards	3-2	4-25
Kickoff Returns-Yards	6-79	1-18
Possession Time	31:09	28:51
3rd Down Conversions	6-16	5-14
4th Down Conversions	1-1	0-1
Sacks by - Yards	0-0	6-30

Scoring Summary

Hawaii	0	10	10	3	-	23
Oregon State	7	3	0	7	-	17

OSU — Ken Simonton 1-yard run (Cesca kick)
 UH — Eric Hannum 26-yard field goal
 UH — Channon Harris 9-yard pass from Dan Robinson (Hannum kick)
 OSU — Ryan Cesca 37-yard field goal
 UH — Channon Harris 30-yard pass from Dan Robinson (Hannum kick)
 UH — Eric Hannum 22-yard field goal
 UH — Eric Hannum 35-yard field goal
 OSU — Ken Simonton 13-yard run (Cesca kick)

Attendance: 40,974

Individual Statistics

Oregon State

Rushing	Att.	NYG	TD	LG
Ken Simonton	18	157	2	43
Antonio Battle	6	19	0	7
Jonathan Smith	11	-7	0	18
Totals	35	169	2	43

Passing	Att-Comp-Int	Yds	TD	Lg Sack
Jonathan Smith	40-19-0	269	0	46 6
Totals	40-19-0	269	0	46 6

Receiving	No.	Yds	TD	LG
Imani Percoats	5	67	0	26
Robert Prescott	4	61	0	29
Ken Simonton	3	25	0	12
T.J. Houshmandzadeh	2	53	0	46
Shawn Kintner	2	27	0	21
Marty Maurer	1	16	0	16
Monjero Jones	1	14	0	14
Roddy Tompkins	1	6	0	6
Totals	19	269	0	46

Punting	No.	Yds	Avg.	LG
Mike Fessler	6	216	36.0	44

Kickoff Returns	No.	Yds	LG	TD
Robert Prescott	4	62	19	0
Ricky Walker	1	17	17	0
Jake Cookus	1	0	0	0
Totals	6	79	19	0

Punt Returns	No.	Yds	LG	TD
T.J. Houshmandzadeh	3	2	6	0
Totals	3	2	6	0

Field Goals: Ryan Cesca 42-yard (Missed), 47-yard (Blocked), 37-yard (Good)

Individual Statistics

Hawaii

Rushing	Att.	NYG	TD	LG
Avion Weaver	18	84	0	17
Afafia Thompson	1	3	0	3
Craig Stutzman	2	2	0	3
Dan Robinson	3	-6	0	0
Totals	24	83	0	17

Passing	Att-Comp-Int	Yds	TD	Lg Sack
Dan Robinson	40-23-1	266	2	30 0
Totals	40-23-1	266	2	30 0

Receiving	No.	Yds	TD	LG
Channon Harris	5	81	2	30
Avion Weaver	5	65	0	25
Craig Stutzman	4	50	0	27
Ashley Lelie	4	43	0	24
Dwight Carter	4	29	0	12
Attrice Brooks	1	-2	0	0
Totals	23	266	2	30

Punting	No.	Yds	Avg.	LG
Chad Shrout	4	163	40.8	45

Kickoff Returns	No.	Yds	LG	TD
Ricky Lumford	1	18	18	0
Totals	1	18	18	0

Punt Returns	No.	Yds	LG	TD
Justin Colbert	3	24	12	0
Ricky Lumford	1	1	1	0
Totals	4	25	12	0

Field Goals: Eric Hannum 26-yard (Good), 22-yard (Good), 35-yard (Good)

1999 O'AHU BOWL ROSTER

Junior Adams, WR	Dwan Edwards, DE	Dustin Janz, OL	Sefa O'Reilly, LB	Robert Theus, OG
James Allen, LB	Robbie Enghusen, OT	Bennie Johnson, TE	Imani Percoats, WR	Tyler Thomas, QB
Ryan Atkinson, DE	Tim Euhus, TE	Monjero Jones, WR	Greg Petty, TE	Carl Tobey, P
Clint Autry, CB	Mike Fessler, P	Colin Kealoha, OL	Robert Prescott, WR	Roddy Tompkins, WR
Shawn Ball, DT	Steve Fretklich, OG	Brian Kilkeny, OL	Jarrod Reed, OL	Daniel Torres, DE
Nick Barnett, SS	Samuel Gage, SS	Shawn Kintner, WR	Terrell Roberts, CB	Seth Trimmer, WR
Antonio Battle, RB	Chris Gibson, OL	Aaron Koch, OG	Darnell Robinson, LB	Brian Tulikihifo, DT
Brandon Boice, LB	DeLawrence Grant, DE	Mike Kuykendall, OT	Tyler Ross, TE	Erik Tuma, LB
Nate Brentano, WR	Terrance Gray, CB	David Lose, DT	Kyle Rosselle, DE	Casey Waletich, LB
Greg Brown-Davis, LB	Peter Gregg, LB	Paul Luoma, DT	Dan Rothwell, DT	Ricky Walker, CB
Terrance Bryant, QB	Todd Grussmeyer, WR	Eric Manning, DT	Vincent Sandoval, OL	Mark Walsh, TE
Turner Byrd, WR	Hashim Hall, TB	Robert Marthaller, FS	Richard Seigler, LB	Dennis Weathersby, CB
Calvin Carlyle, SS	Noah Happe, DL	Marin Maurer, TE	Richard Shepherd, PK	Aaron Wells, DT
Terrence Carroll, FS	Jason Haas, OL	Patrick McCall, TB	Ken Simonton, TB	Isaac White, LB
Ryan Cesca, PK	Keith Heyward-Johnson, CB	Tyler McCloughry, OL	Jonathan Smith, QB	Jason White, OT
Mark Christensen, OG	Aaron Hill, WR	Tevita Moala, LB	Matt Smith, DB	Mike White, PK
Jake Cookus, SS	Shayne House, QB	Eric Mobley, TB	Chad Sorenson, WR	Mich White, OT
Rory Cordial, QB	T.J. Houshmandzadeh, WR	Micah Moore, LB	Matt Stanwood, PK	Aaron Wright, FS
Jared Cornell, OL	Jonathan Jackson, LB	Matt Moore, DL	Nick Stremick, QB	
Paul Davidian, OL	DaDairis Jackson, DE	Tim Murdick, LB	David Swopes, TB	
Matt Davis, OG	Jason Jacobs, FS	James Newson, WR	Robert Sykes, OL	
Keith DiDomenico, C	Shamon Jamerson, CB	Charles O'Neal, DT	Toalei Talataina, DE	

BOWL GAME SUMMARIES

ROSE BOWL — 1965 (1964 season)

Michigan 34, Oregon State 7


January 1, 1965 — Rose Bowl, Pasadena, Calif.

Despite this visual evidence to the contrary, the Rose Bowl can be anything but a bed of roses. Oregon State found that out on January 1, 1965, losing to Michigan 34-7. The No. 8-ranked Beavers had gone into the game as 11-point underdogs to the No. 4-ranked Wolverines, but OSU did go into the game with some optimism.

Early on, Oregon State looked like it might pull off a stunner. After a scoreless first quarter, the Beavers took a 7-0 lead on a Doug McDougal 5-yard pass from Paul Brothers, but Michigan led 12-7 at halftime and the lead would grow.

Leading up to the game, there was controversy. When OSU and Oregon rejoined the Athletic Association of Western Universities for the 1964 season, schools didn't have time to juggle their schedules for a full round-robin slate of conference games. The Beavers and USC both finished with 3-1 records in league play, the selection of the Rose Bowl representative was left up to a vote of the conference's faculty athletic representatives: OSU had an 8-2 overall mark to USC's 7-3. The decision didn't sit well with many in and around Los Angeles and the Beavers took quite a bit of grief from the press and public during their visit.

Oregon State head coach Tommy Prothro left the school shortly after the game to become the head coach at UCLA.



OSU LINEUP

Offense	
LE	Bob Grim, Scott Miller
LT	Bill Stellmacher, Ken Brusven
LG	Warren Cole, Norm Winton, Joe Heacock
C	Hoyt Keeney, Rockne Freitas, Doug Suckling
RG	Al Funston, Jerry Neil
RT	Rich Koeper, Jim Wilkin
TE	Doug McDougal, Len Frketich, Tom Coccione, Mike Sullivan
QB	Paul Brothers, Gordon Queen
LH	Cliff Watkins, Charlie Shaw, Marv Crowston
RH	Olvin Moreland
FB	Booker Washington
K	Steve Clark

Defense

LE	Greg Hartman, Thurman Bell
LT	Dennis Rozario, Ron Aarts
DG	Dave Gould
DG	Doug John
RT	George Carr
RE	Al East
LB	Jack O'Billovich
LB	Dick Ruhl
LHB	Tom Osmer
S	Dan Espalin
RHB	Jim Smith

Coaching Staff Head Coach Tommy Prothro, Bob Zelinka, Ron Siegrist, Bobb McKiltrick, Joe Francis, John Cooper, Jerry Long

1965 ROSE BOWL ROSTER

Ron Aarts, tackle, Riverside, Calif., 6-4, 206	Doug McDougal, end, Portland, 6-4, 222
Thurman Bell, end, Fresno, Calif., 6-0, 182	Scott Miller, end, Kelso, Wash., 6-4, 205
Paul Brothers, back, Roseburg, 6-1, 181	Olvin Moreland, end, Los Angeles, Calif., 5-10, 180
Ken Brusven, tackle, Redwood City, Calif., 6-3, 223	Jerry Neil, guard, Sacramento, Calif., 6-2, 200
George Carr, tackle, Los Angeles, Calif., 6-2, 198	Jack O'Billovich, linebacker, Butte, Mont., 6-0, 210
Steve Clark, kicker, Springfield, 6-2, 210	Tim Osmer, back, San Jose, Calif., 6-1, 175
Tom Coccione, end, Kirkland, Wash., 6-0, 175	Pete Pifer, back, Ridgecrest, Calif., 5-10, 206
Warren Cole, guard, Stockton, Calif., 6-1, 207	Gordon Queen, back, Richmond, Calif., 6-1, 185
Marv Crowston, back, Vernonia, 6-0, 179	Dennis Rozario, tackle, Hayward, Calif., 6-0, 204
Al East, end, Portland, 5-10, 181	Dick Ruhl, linebacker, Heppner, 6-1, 203
Dan Espalin, back, Wilmington, Calif., 5-9, 173	Lew Scott, end, West Conshohocken, Pa., 5-11, 159
Rockne Freitas, center, Honolulu, Hawaii, 6-6, 259	Charlie Shaw, back, Santa Ana, Calif., 6-0, 198
Len Frketich, end, Chino, Calif., 6-3, 212	Dan Sieg, back, Medford, 5-8, 175
Al Funston, guard, Medford, 5-8, 179	Jim Smith, back, Sacramento, Calif., 6-0, 167
Jim Godfrey, linebacker, Portland, 6-3, 196	Bill Stellmacher, tackle, Albany, 6-0, 222
Dave Gould, guard, North Bend, 6-0, 215	Doug Suckling, center, Vancouver, Wash., 6-2, 206
Bobby Grim, end, Red Bluff, Calif., 6-0, 176	Mike Sullivan, end, Kennewick, Wash., 6-4, 207
Greg Hartman, end, Independence, 6-1, 178	Wayne Valley, guard, San Leandro, Calif., 6-4, 238
Joel Heacock, guard, Springfield, 6-1, 188	Booker Washington, back, Los Angeles, Calif., 5-10, 193
Doug John, guard, Roseburg, 6-2, 236	Cliff Watkins, back, Modesto, Calif., 5-10, 185
Hoyt Keeney, center, Portland, 6-2, 202	Jim Wilkin, tackle, Red Bluff, Calif., 6-0, 220
Rich Koeper, tackle, Redwood City, Calif., 6-4, 246	Norm Winton, guard, Vancouver, B.C., 6-3, 235
Russ Kuhns, linebacker, Aberdeen, Wash., 5-10, 200	

Scoring Summary

Michigan	0	12	15	7	-	34
Oregon State	0	7	0	0	-	7

OSU — Doug McDougal 5-yard pass from Paul Brothers (Clark kick)
 UM — Mel Anthony 84-yard run (kick failed)
 UM — Carl Ward 43-yard run (pass failed)
 UM — Mel Anthony 1-yard run (Timberlake run)
 UM — Mel Anthony 7-yard run (Timberlake run)
 UM — Bob Timberlake 24-yard run (Sygar kick)

Attendance: 100,423

Individual Statistics

Oregon State

Rushing	Att.	NYG	TD	LG
Charlie Shaw	4	28	0	14
Cliff Watkins	8	24	0	8
Booker Washington	3	15	0	14
Gordon Queen	4	0	0	12
Paul Brothers	12	-3	0	11
Totals	31	64	0	14

Passing	Att-Comp-Int	Yds	TD	Lg
Paul Brothers	17-9-0	89	1	43
Gordon Queen	16-10-0	90	0	42
Totals	33-19-0	179	1	43

Receiving	No.	Yds	Avg	TD
Olvin Moreland	4	29	7.3	0
Cliff Watkins	3	43	14.3	0
Bob Grim	3	42	14.0	0
Scott Miller	3	21	7.0	0
Len Frketich	2	23	11.5	0
Charlie Shaw	1	8	8.0	0
Doug McDougal	1	5	5.0	1
Mike Sullivan	1	5	5.0	0
Marv Crowston	1	2	2.0	0
Totals	19	269	9.5	1

Punting	No.	Yds	Avg.
Len Frketich	9	392	43.5

Kickoff Returns	No.	Yds	Avg.	TD
Cliff Watkins	3	64	26.3	0
Booker Washington	1	17	17.0	0
Len Frketich	1	8	8.0	0
Totals	5	89	17.8	0

Punt Returns	No.	Yds	Avg.	FC
Dan Espalin	0	0	0	2
Totals	0	0	0	2

Individual Statistics

Michigan

Rushing	Att.	NYG	TD	LG
Mel Anthony	13	123	3	84
Carl Ward	10	88	1	43
Bob Timberlake	12	57	1	24
David Fisher	5	30	0	12
James Detwiler	5	16	0	7
Richard Sygar	1	8	0	8
Louis Lee	1	5	0	5
Richard Wells	1	3	0	3
Richard Volk	1	1	0	1
Wallace Gabier	1	1	0	1
Barry Dehlin	1	0	0	0
Totals	51	332	5	84

Passing	Att-Comp-Int	Yds	TD	Lg
Bob Timberlake	10-7-0	77	0	34
Forest Evashevski	1-1-0	6	0	6
Totals	11-8-0	83	0	34

Receiving	No.	Yds	Avg.	TD
John Henderson	4	34	8.5	0
James Detwiler	1	30	30.0	0
Ben Farabee	1	8	8.0	0
Craig Kirby	1	6	6.0	0
Mel Anthony	1	5	5.0	0
Totals	8	83	10.4	0

Punting	No.	Yds	Avg.
Stanley Kemp	5	168	33.6

Kickoff Returns	No.	Yds	Avg.	TD
James Detwiler	1	28	28.0	0
Carl Ward	1	20	20.0	0
Totals	2	48	24.0	0

Punt Returns	No.	Yds	Avg.	FC
Richard Sygar	6	50	8.3	0
Robert Mielke	1	24	24.0	0
Richard Rindfuss	1	11	11.0	0
Totals	8	85	10.6	0

BOWL GAME SUMMARIES

LIBERTY BOWL — 1962

Oregon State 6, Villanova 0 December 15, 1962 — Philadelphia, Pa.

With the temperature 17 degrees at kickoff, only 17,048 fans made their way to the enormous arena on the south side to see the No. 17-ranked Beavers beat hometown Villanova 6-0. Wrote George Pasero of The Oregon Journal: "The Liberty Bowl was televised, of course, with an estimated audience of 27 million in saloons and living rooms a lot more comfortable than the 17,048 human ice cakes who attended."


Both teams switched from cleats to tennis shoes prior to the game due to frozen footing.

The only score came on Terry Baker's 99-yard run with 9:54 left in the first quarter, and Oregon State spent the rest of the afternoon holding off the Wildcats. OSU's undersized line was pushed around between the 20-yard lines and Villanova outgained the Beavers 309-299, but Oregon State came up with four fumbles and two interceptions.

Baker wasn't all of Oregon State's offense, but it was close. He rushed for 137 yards and passed for 123. His performance clinched his Heisman Trophy.

OSU LINEUP

LE	Vern Burke, Paul Seale, Scott Miller
LT	Jim Funston, Joe Bonilla
LG	George Gnos, Rick Nelson, Warren Cole
C	Dick DeBisschop, Hoyt Keeney, John Farrell
RG	Ross Cariaga, Don Doman, Al Funston
RT	Jerry Neil, Tim Holley, Rich Koeper
RE	Fred Jones, Len Frketch, Doug McDougal
QB	Terry Baker, Rich Brooks
LH	Dan Espalin, Dick Jones, Jim Sinyard
RH	Dan Sieg, Olvin Moreland
FB	Bruce Williams, Booker Washington, Dick Ruhl
Coaching Staff	Head Coach Tommy Prothro, Bob Watson, Bobb McKittrick, Ron Siegrist, Bob Zelinka, Bob Gambold, Jerry Long



Scoring Summary

Oregon State	6	0	0	0	-	6
Villanova	0	0	0	0	-	0

OSU - Terry Baker 99-yard run (pass failed)

Attendance: 17,048

Individual Statistics

Oregon State

Rushing	Att.	NYG	TD
Terry Baker	13	137	1
Booker Washington	7	21	0
Bruce Williams	4	12	0
Dick Jones	1	9	0
Dan Sieg	1	1	0
Dan Espalin	4	-4	0
Totals	30	176	1

Passing	Att-Comp-Int	Yds	TD
Terry Baker	21-9-0	123	0
Totals	21-9-0	123	0

Receiving	No.	Yds	Avg.	TD
Len Frketch	3	43	14.3	0
Vern Burke	3	33	11.0	0
Dan Espalin	1	17	17.0	0
Olvin Moreland	1	17	17.0	0
Dan Sieg	1	13	13.0	0
Totals	9	123	13.7	0

Punting	No.	Yds	Avg.
Terry Baker	4	130	32.5
Rich Brooks	1	40	40.0
Totals	5	170	34.0

Kickoff Returns	No.	Yds	Avg.	TD
Dan Espalin	1	20	20.0	0
Totals	1	20	20.0	0

Punt Returns	No.	Yds	Avg.	TD
Dan Espalin	1	0	0.0	0
Totals	1	0	0.0	0

Individual Statistics

Villanova

Rushing	Att.	NYG	TD
Billy Joe	14	66	0
Lou Rettino	12	49	0
Jim Thomas	9	46	0
Larry Glueck	5	33	0
Richie Richman	8	20	0
Jack Boyle	4	19	0
Bob Merendo	4	18	0
Ted Aceto	3	-5	0
Totals	59	246	0

Passing	Att-Comp-Int	Yds	TD
Ted Aceto	8-5-1	61	0
Richie Richman	2-1-1	2	0
Totals	10-6-2	63	0

Receiving	No.	Yds	Avg.	TD
Mike Delane	1	22	22.0	0
Jack Clifford	1	19	19.0	0
Jim Thomas	1	8	8.0	0
Richie Richman	1	8	8.0	0
Billy Joe	1	4	4.0	0
Bob Merendo	1	2	2.0	0
Totals	6	63	10.5	0

Punting	No.	Yds	Avg.
Bill Sherlock	3	124	41.3

Kickoff Returns	No.	Yds	Avg.	TD
Jack Boyle	1	21	21.0	0
Jack McDonald	1	0	0.0	0
Totals	2	21	10.5	0

Punt Returns	No.	Yds	Avg.	TD
Larry Glueck	3	0	0.0	0
Totals	3	0	0.0	0

1962 LIBERTY BOWL ROSTER

Tim Ankersen, center, Buena Park, Calif., 5-10, 178
 Terry Baker, back, Portland, 6-3, 191
 Thurman Bell, end, Fresno, Calif., 5-11, 171
 Joe Bonilla, tackle, Selma, Calif., 5-10, 201
 Rich Brooks, back, Grass Valley, Calif., 5-11, 172
 Vern Burke, end, Bakersfield, Calif., 6-4 1/2, 188
 Ross Cariaga, guard, Fresno, Calif., 5-9, 189
 Steve Clark, kicker, Springfield, 6-2, 190
 Warren Cole, guard, Stockton, Calif., 6-1, 186
 Dick DeBisschop, center, San Anselmo, Calif., 6-0, 192
 Ron Doman, guard, Ontario, 5-10, 189
 Dan Espalin, back, Wilmington, Calif., 5-7, 168
 John Farrell, center, Sacramento, Calif., 6-0, 194
 Len Frketch, end, Chino, Calif., 6-3, 195
 Al Funston, guard, Medford, 5-9, 182
 Jim Funston, tackle, Medford, 6-0, 210
 George Gnos, guard, Novato, Calif., 6-1, 200
 Jeff Harris, tackle, Aberdeen, Wash., 6-1, 201
 Tom Holley, tackle, Burbank, Calif., 6-1, 209
 Dick Jones, back, Donora, Pa., 5-8, 166

Fred Jones, end, Oroville, Calif., 5-10, 181
 Hoyt Keeney, center, Portland, 6-2, 194
 Rich Koeper, tackle, Redwood City, Calif., 6-4, 225
 Doug McDougal, end, Portland, 6-4, 211
 Fred Miller, tackle, Stockton, Calif., 5-11, 188
 Scott Miller, end, Kelso, Wash., 6-4 1/4
 Olvin Moreland, back, Los Angeles, Calif., 5-11, 174
 Jerry Neil, tackle, Sacramento, Calif., 6-2, 205
 Rick Nelson, guard, Salem, 5-11, 196
 Art O'Grady, back, Wilmington, Calif., 5-10, 187
 Gordon Queen, back, Berkeley, Calif., 6-1, 181
 Ed Rice, back, Acampo, Calif., 5-9, 175
 Dick Ruhl, linebacker, Heppner, 6-1, 204
 Paul Seale, end, Vancouver, B.C., 6-3, 196
 Dan Sieg, back, Medford, 5-9, 169
 Jim Sinyard, back, Redding, Calif., 5-10, 168
 Doug Suckling, center, Vancouver, Wash., 6-2, 189
 Booker Washington, back, Los Angeles, Calif., 5-10, 179
 Bruce Williams, back, Auburn, Calif., 6-0, 196
 Mike Youngquist, tackle, Salem, 6-2, 195



Terry Baker's 99-yard run was the only score in the 1962 Liberty Bowl.

BOWL GAME SUMMARIES

ROSE BOWL — 1957 (1956 season)


Iowa 35, Oregon State 19

January 1, 1957 — Rose Bowl, Pasadena, Calif.

Oregon State played in its second Rose Bowl game, but its first at the Rose Bowl. The Beavers' previous appearance was in 1942 in the only Rose Bowl not played in Southern California — the game was moved to Durham, N.C. because of World War II.

A crowd of 100,000 witnessed 10th-ranked Oregon State victimized by some early mistakes and the Beavers lost 35-19 to third-ranked Iowa. OSC head coach Tommy Prothro and the Beavers had already had one crack at Iowa, losing to the Hawkeyes 14-13 on Iowa's home field in early October; it was the first Rose Bowl to pair teams that had already played during the regular season. Wrote George Pasero of The Oregon Journal after talking to the Beavers after the game: "All the opinions ended up at the same place. OSC tackling was the worst of the season and no one seemed able to explain why."

Halfback Joe Francis rushed for 73 yards and passed for another 130 yards to lead Oregon State's offensive attack. Back Sterling Hammock had four receptions for 65 yards.



OSC LINEUP

LE	Norm Thiel, Dwayne Fournier
LT	John Witte, Ernie Zwahlen
LG	John Sniffen, Bobb McKiltrick
C	Dick Corrick, Buzz Randall, Spiro Anagnos
RG	Jim Brackins, Vern Ellison
RT	Dave Jesmer, Ted Bates, Ed Rogers
RE	Bob DeGrant, Frank Negri, John Clark
QB	Gerry Laird, Ted Searle, Gary Lukehart
LH	Joe Francis, Paul Lowe, Tony Arana
RH	Earnel Durden, Sterling Hammock, Chuck Marsh, John Owings
FB	Tom Berry, Nub Beamer, Bob Milum
Coaching Staff	Head Coach Tommy Prothro, Clay Stapleton, Bob Watson, Bob Zelinka, John Thomas, Dick Twenge.

1957 ROSE BOWL ROSTER

Spiro Anagnos, center, Lodi, Calif., 5-9, 176	Chuck Marsh, back, Longview, Wash., 6-1, 174
Tony Arana, back, Vale, 5-11, 168	Carl Maxwell, end, Antioch, Calif., 6-1, 174
Ted Bates, tackle, Los Angeles, Calif., 6-3, 206	Bob Milum, back, Newport Harbor, Calif., 5-10, 175
Nub Beamer, back, Roseburg, 5-11, 189	Bobb McKiltrick, guard, Baker, 6-0, 185
Tom Berry, back, Los Angeles, Calif., 5-9, 183	Phil Naylor, tackle, Riverside, Calif., 5-9, 173
Bill Blackburn, back, Monmouth, 5-7, 170	Frank Negri, end, Los Angeles, Calif., 5-9, 173
Jim Brackins, guard, Redlands, Calif., 6-0, 195	John Owings, back, Canby, 5-4, 140
Dennis Brundage, guard, Roseburg, 5-10, 181	Jim Peoples, tackle, Butte, Mont., 6-2, 205
Larry Chamberlain, back, Sheridan, 5-6, 163	Buzz Randall, center, Estacada, 6-1, 198
John Clarke, kicker, Independence, 5-9, 188	Chuck Reich, end, Newport Harbor, Calif., 6-2, 180
Dick Corrick, center, LaJolla, Calif., 5-7, 161	Ed Rogers, tackles, Waikuku, Hawaii, 6-2, 210
Bob DeGrant, end, Burlingame, Calif., 6-1, 196	Terry Salisbury, tackle, Salem, 5-10, 184
Earnel Durden, back, Los Angeles, Calif., 5-10, 160	Sonny Sanchez, guard, San Francisco, Calif., 5-9, 184
Vern Ellison, guard, Corvallis, 6-1, 221	Ted Searle, back, Honolulu, Hawaii, 192
Dwayne Fournier, end, McMinnville, 6-2, 178	John Sniffen, guard, Roseville, Calif., 5-11, 209
Joe Francis, back, Honolulu, Hawaii, 6-1, 186	Norm Thiel, end, Chowchilla, Calif., 6-0, 179
Sterling Hammock, back, San Bruno, Calif., 5-11, 170	Joe Wade, center, Los Angeles, Calif., 6-2, 205
Howard Hogan, guard, Portland, 6-0, 192	John Witte, tackle, Klamath Falls, 6-2, 232
Dave Jesmer, tackle, Oma Ranch, Calif., 6-2, 226	Ernie Zwahlen, tackle, Beaverton, 6-1, 194
Garry Laird, back, Tulare, Calif., 5-11, 194	
Paul Lowe, back, Los Angeles, Calif., 6-0, 168	
Gary Lukehart, back, Campbell, Calif., 6-0, 173	

Joe Francis had 207 yards of total offense vs. Iowa in the 1957 Rose Bowl.

Scoring Summary

Oregon State	0	6	6	7	-	19
Iowa	14	7	7	7	-	35

IOWA — Ken Ploen 49-yard run (Prescott kick)
 IOWA — Collins Hagler 9-yard run (Prescott kick)
 OSC — Tom Berry 3-yard run (kick failed)
 IOWA — Bill Happell 5-yard run (Prescott kick)
 IOWA — Collins Hagler 66-yard run (Prescott kick)
 OSC — Nub Beamer 1-yard run (kick failed)
 IOWA — Jim Gibbons 16-yard pass from Ken Ploen (Prescott kick)
 OSC — Sterling Hammack 35-yard pass from Joe Francis (Beamer run)

Attendance: 100,000

Individual Statistics

Oregon State

Rushing	Att.	NYG	TD	LG
Joe Francis	15	73	0	18
Nub Beamer	7	31	1	12
Earnel Durden	3	25	0	13
Tom Berry	4	20	1	7
Paul Lowe	11	20	0	13
Sterling Hammack	2	-3	0	0
Totals	42	166	2	18

Passing

Att-Comp-Int	Yds	TD
Joe Francis	12-10-0	130 1
Paul Lowe	1-0-0	0 0
Tony Arana	1-0-0	0 0
Totals	14-10-0	130 1

Receiving

No.	Yds	Avg.	TD
Sterling Hammack	4	65	16.3 1
Nub Beamer	2	31	15.5 0
Bob DeGrant	1	14	14.0 0
Bob Berry	1	11	11.0 0
Paul Lowe	1	7	7.0 0
Norm Thiel	1	2	2.0 0
Totals	10	130	9.2 1

Punting

No.	Yds	Avg.
Joe Francis	2	66 33.0
Ted Searle	1	39 39.0
Totals	3	105 35.0

Kickoff Returns

No.	Yds	Avg.	TD
Earnel Durden	2	59	29.5 0
Tom Berry	2	53	26.5 0
Sterling Hammack	1	46	46.0 0
Ted Searle	1	11	11.0 0
Totals	6	169	28.2 0

Punt Returns

No.	Yds	Avg.	TD
Paul Lowe	1	35	35.0 0
Sterling Hammack	1	25	25.0 0
Totals	2	60	30.0 0

Individual Statistics

Iowa

Rushing	Att.	NYG	TD	LG
Collins Hagler	10	85	1	66
Dobrin	4	64	0	37
Ken Ploen	8	59	1	49
Bill Happell	10	27	1	12
Gravel	8	27	0	7
Nocera	3	24	0	17
Harris	1	7	0	7
Furlong	1	6	0	6
Kloewer	1	3	0	3
Veit	1	0	0	0
Totals	47	301	3	66

Passing

Att-Comp-Int	Yds	TD
Ken Ploen	10-9-0	83 1
Duncan	4-2-1	24 0
Veit	1-0-0	0 0
Totals	15-11-1	107 1

Receiving

No.	Yds	Avg.	TD
Jim Gibbons	5	61	12.2 1
Harris	2	21	10.5 0
Nocera	2	19	9.5 0
Gilliam	1	15	15.0 0
Gravel	1	-9	-9.0 0
Totals	11	107	9.7 1

Punting

No.	Yds	Avg.
Nocera	1	43 43.0
Veit	1	29 29.0
Totals	2	72 36.0

Kickoff Returns

No.	Yds	Avg.	TD
Collins Hagler	2	41	20.5 0
Bill Happell	1	25	25.0 0
Ken Ploen	1	14	14.0 0
Totals	4	80	20.0 0

Punt Returns

No.	Yds	Avg.	TD
Collins Hagler	1	32	32.0 0
Dobrin	1	1	1.0 0
Totals	2	33	16.5 0



BOWL GAME SUMMARIES

ROSE BOWL — 1942 (1941 season)

Oregon State 20, Duke 16
January 1, 1942 — Durham, N.C.

GAME NOTES

Courtesy of George Edmonston, Jr.

This game produced two important firsts. It was OSU's first-ever trip to the famous New Year's Day classic, and it remains the only Rose Bowl played outside Pasadena, which has prompted sports historians over the years to prefix the bowl's famous name with the word "displaced."

The reason was due to the blackout of the West Coast that had followed the attack on Pearl Harbor. The host stadium was Duke University's home field in Durham, N.C., with the undefeated Blue Devils picked as 3-1 favorites. Oregon State's victory came as a big surprise to Eastern and Southern sportswriters, with Sid Feder of the Associated Press writing, "Probably never in the quarter century history of the Tournament of Roses had such a completely overlooked betting underdog jumped up to beat the big fellows. Oregon State came East to the wonderment of most of Dixie as to why the Westerners were going to show up at all."

Beaver boss Lon Stiner, at 38 and the youngest head coach in Rose Bowl history, had prepared his team with a passing attack that dazzled the North Carolinians. Jack Gunether of UPI wrote, "The Beavers skipped and slammed and flicked passes with an ease and finesse which completely baffled the record crowd."

For Oregon State, the star was Dan Durdan, who passed and ran Oregon State College to victory. He was awarded Player of the Game honors and later inducted into the Rose Bowl Hall of Fame. Beaver greets Bob Dethman and George Zelick also added points. Duke blocking back Tommy Prothro also played magnificently.

In one of the great ironies in the annals of college football, Prothro would one day become Oregon State head coach and take the Beavers to not one but two Rose Bowls. The football practice field at OSU bears his name. Returning home, the victorious Stiner and company were feted at a special Rose Bowl Banquet with Oregon Gov. Charles Sprague one of the principal speakers. In 1985, the entire squad was inducted into the State of Oregon Sports Hall of Fame. In 1988 they entered the OSU Athletic Hall of Fame. OSU fans at the time considered the game to be the greatest win in school history.

The winning score came in the third quarter when Gene Gray scored on a 68-yard pass from Bob Dethman.


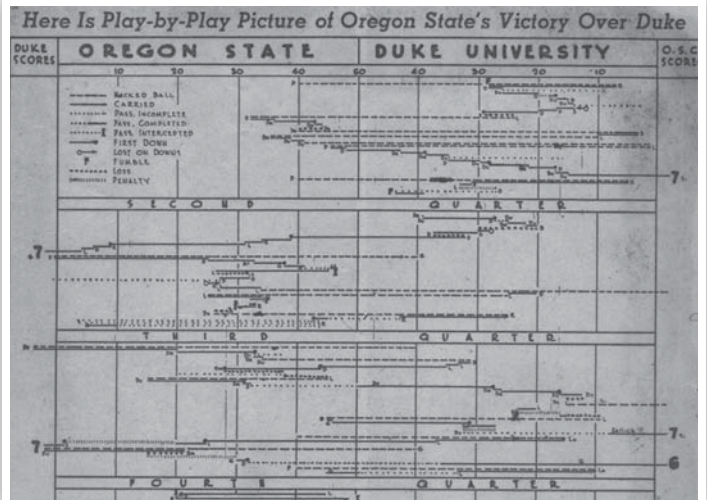


Scoring Summary

Oregon State	7	0	13	0	-	20
Duke	0	7	7	2	-	16

OSC — Don Durdan 15-yard run (Simas kick)
DUKE — Steve Lach 3-yard run (Gantt kick)
OSC — George Zelick 31-yard pass from Bob Dethman (Simas kick)
DUKE — Winston Siegfried 1-yard run (Gantt kick)
OSC — Gene Gray 68-yard pass from Bob Dethman (kick failed)
DUKE — Safety, Don Durdan tackled in the end zone by Mike Karmazin

Attendance: 56,000



1942 ROSE BOWL ROSTER

- | | |
|--|---|
| George Bain, tackle, Portland, 5-11, 208 (2) | George Peters, back, Ventura, Calif., 6-1, 194 (8) |
| James Busch, back, Silverton, 5-11, 203 | Norm Peters, end, Ventura, Calif., 6-0, 183 (7) |
| Glenn Byington, tackle, Philomath, 6-2, 190 | Bob Proctor, end, Rainier, 5-10, 177 |
| Martin Chaves, guard, Baker, 5-11, 191 (5) | Bob Saunders, tackle, Yuba City, Calif., 6-2, 207 (6) |
| Boyd Clement, center, Portland, 6-2, 203 (4) | Choc Shelton, back, Union, 5-11, 194 (11) |
| Stan Czech, tackle, Harvey, Ill., 6-0, 200 (3) | Warren Simas, back, Arcata, Calif., 5-11, 205 (11) |
| Joe Day, back, Seaside, 5-10, 187 (11) | Everett Smith, back, Coquille, 6-0, 180 (9) |
| Bob Dethman, back, Hood River, 5-10, 185 (9) | Lloyd Wickett, tackle, Aberdeen, 6-0, 197 (2) |
| Don Durdan, back, Eureka, Calif., 5-9, 172 (10) | Jack Yoshihara |
| Gene Gray, back, Portland, 5-10, 165 (10) | George Zelick, end, Lewiston, Mont., 5-11, 184 (1) |
| Quentin Greenough, center, San Gabriel, Calif., 5-8, 183 (4) | Orville Zielaskowski, guard, St. Helens, 6-0, 200 (5) |
| Lee Gustafson, end, Portland, 5-11, 181 (9) | |
| Bill Halverson, guard, Portland, 6-2, 230 (3) | |
| Lew Hammers, end, Harvey, Ill., 6-2, 176 | |
| Bob Libbee, back, Sacramento, Calif., 5-10, 172 (10) | |
| Marv Markman, back, The Dalles, 6-0, 206 | |
| Bill McInnis, back, Great Falls, Mont., 6-0, 184 | |
| Norm Newman, guard, Aberdeen, Wash., 5-9, 185 | |
| Ted Ossowski, tackle, Beatrice, Neb., 6-0, 204 | |
| Bob Panagis, center, Los Angeles, Calif., 5-11, 197 | |
| Frank Parker, guard, Astoria, 5-11, 196 (6) | |
| Warren Perryman, end, Portland, 6-0, 187 (1) | |

OSC LINEUP: See roster below. Key: 1-LE; 2-LT; 3-LG; 4-C; 5-RG; 6-RT; 7-RE; 8-OB; 9-LH; 10-RH; 11-FB

BOWL GAME SUMMARIES

PINEAPPLE BOWL — 1949 (1948 season)

Oregon State 47, Hawaii 27

January 1, 1949 — Honolulu, Hawaii

Scoring Summary

Oregon State	14	13	14	6	-	47
Hawaii	0	14	6	7	-	27

SCORING

Oregon State: Touchdowns: Ken Carpenter 2, Andy Knudsen 2, Don Samuel, Rudy Ruppe, Dick Twenge; PATs, Stan McGuire 5 (place kicks)
Hawaii: Touchdowns: Jyan Hirota 3, Dang; PATs, Asato 3 (place kicks)

Attendance: 15,000

OSC LINEUP

LE	Bob Grove, Craig McMicken, Harry Barnes
LT	Tom Desyvia, Jay Simon
LG	Ron McReary, Bill Marsters
C	Bill Overman, Al Gray, Jack Swarbrick, Bob Krell
RG	Ed Carmichael, Bud Cahill
RT	Bill Austin, Jim Inglesby
RE	Stan McGuire, Bud Gibbs
QB	Rudy Ruppe
LH	Don Samuel, Dick Gray, Bob Laidlaw
RH	Ken Carpenter, Ron Newton, Walt Kelly, Andy Knudsen
FB	Dick Twenge, Duane Moore, Garth Rouse, Cliff Snider, Duke Byers
Coaching Staff	Head Coach Lon Stliner, Jim Dixon, Bob Dethman, Lee Gustafson, Al Cox, Jack Begelman

GAME NOTES

Total Yards:	OSC 399	Hawaii 406.
Rushing:	OSC 287	Hawaii 256.
Passing:	OSC 5 completions for 112 yards	Hawaii 15 completions for 150 yards.
First Downs:	OSC 18	Hawaii 19.

1949 PINEAPPLE BOWL ROSTER

Bill Austin, tackle, Woodburn, 6-1, 212	Bill Marsters, guard, Roseburg, 6-1, 220
Harry Barnes, end, Milton-Freewater, 6-0, 182	Ron McCreary, guard, Portland, 5-9, 190
Duke Byers, back, Veronia, 5-11, 190	Stan McGuire, end, Portland, 5-11, 186
Bud Cahill, guard, Seaside, 5-10, 206	Craig McMicken, end, Chehalis, Wash., 6-1, 182
Ed Carmichael, guard, Modesto, Calif., 6-2, 222	Duane Moore, back, Albany, 5-11, 183
Ken Carpenter, back, Seaside, 6-0, 184	Ron Newton, back, Nampa, Idaho, 5-11, 175
Tom Desyvia, guard, Butte, Mont., 5-11, 211	Anvid Niemi, tackle, Naselle, Wash., 6-2, 223
Al Gray, center, Portland, 5-9, 183	Bill Overman, center, Berkeley, Calif., 6-1, 201
Dick Gray, back, Portland, 5-10, 172	Garth Rouse, back, Cave Junction, 6-1, 183
Bud Gibbs, end, Hood River, 6-0, 199	Rudy Ruppe, back, North Bend, 6-1, 188
Bob Grove, end, Portland, 6-3, 188	Don Samuel, back, Hood River, 5-11, 190
Jim Harker, guard, Ventura, Calif., 6-4, 215	Jay Simon, tackle, Corte Madera, Calif., 6-3, 204
Jim Inglesby, tackle, Portland, 6-2, 205	Cliff (Chief) Snider, back, Wheeler, 6-2, 185
Walt Kelly, back, Portland, 5-9, 180	Jim Swarbrick, center, Idaho Falls, Idaho, 6-1, 194
Andy Knudsen, back, Eureka, Calif., 6-0, 184	Dick Twenge, back, Newberg, 5-10, 187
Bob Krell, center, Roseburg, 6-2, 195	Dick Vaillancour, back, Klamath Falls, 5-10, 171
Bob Laidlaw, back, Los Angeles, Calif., 5-11, 160	

PINEAPPLE BOWL — 1940 (1939 season)

Oregon State 39, Hawaii 6

January 1, 1940 — Honolulu, Hawaii

Scoring Summary

Oregon State	19	0	7	13	-	39
Hawaii	0	6	0	0	-	6

SCORING

Oregon State: Kenneth Dow (18); John Hackenbruck (6); James Kisselburgh (6); Robert Olsen (6); John Leovich (1); Eberle Schultz (1); Leonard Younce (1).
Hawaii: Smith (6).

Attendance: 15,000

GAME NOTES

HONOLULU, Hawaii — Power generated by the Oregon State College Beavers overcame the tricky plays and passing attack of Hawaii's Rainbows and gave the boys from the Northwest a 39-6 victory in a Pineapple Bowl game that was finished under arc lights.

The Beaver victory climaxed an island invasion that started with Oregon State defeating the Healanian town team on Christmas day.

The Beavers rolled up three touchdowns in the first period against Hawaii, and added another in the third and two more in the fourth. Hawaii scored in the second period. Showers late in the game handicapped Hawaii's passing attack.

Bob Olson, Morrie Kohler, Ken Dow and George Peters scored a touchdown by power drives in the first five minutes of play, with Olson passing to Peters for the final six yards. A few minutes later, Bob Dethman returned a Hawaii punt 12 yards to the 29-yard line, from where Bob Dethman cracked center for 18 yards and Jim Kisselburgh ambled 11 yards through tackle to score.

Vic Kohler intercepted one of Roy Strohl's passes in the same period, lateralled to John Tsoutsouvas who was down on the Oregon State 49. Hackenbruck made 18 on an end-around. Kohler added five at the line, and then Joe Tomich passed to Hackenbruck in the end zone.

Hawaii drove to Oregon State's 12-yard line early in the second quarter before the Beavers held, but Kisselburgh's kick was short and Hawaii scored on two plays, with Strohl passing from Oregon State's 47 to Cal Campbell on the 19 and then to Nolle Smith in the end zone. Oregon State battled down to the Hawaii 1-yard line where Dow fumbled as the half ended.

OSC LINEUP

LE	Leeds Bailey, John Leovich, Norman Peters, Raymond Vandiver
LT	Stanley Czech, John Hackenbruck, Victor Sears
LG	John Conrad, Marvin Markman, Robert Pollard, Eberle Schultz
C	Quentin Greenough, Bill Halverson, John Tsoutsouvas
RG	Martin Chaves, Lester Copenhagen, Bud English, Leonard Younce
RT	Glenn Byington, Walter Jelsma, Bob Sanders, Leon Sterling
RE	Gordon Ferris, Lewis Hammers, Robert Pena
QB	George Peters, Thomas Sommerville
LH	Robert Dethman, Gene Gray, Victor Kohler, Robert Olsen
RH	Morris Kohler, Joseph Tomich
FB	Jim Busch, Kenneth Dow, James Kisselburgh, Bob McCallister
Coaching Staff	Head Coach Lon Stliner, Jim Dixon, Hal Moe

1940 PINEAPPLE BOWL ROSTER

Leeds Bailey, LE	Morris Kohler, RH
Jim Busch, FB	Victor Kohler, LH
Glenn Byington, RT	John Leovich, LE
Martin Chaves, RG	Marvin Markman, LG
John Conrad, LG	Bob McCallister, FB
Lester Copenhagen, RG	Robert Olsen, LH
Stanley Czech, LT	Robert Pena, RE
Robert Dethman, LH	George Peters, QB
Kenneth Dow, FB	Norman Peters, LE
Don Durdan, RH	Robert Pollard, LG
Bud English, RG	Bob Saunders, RT
Gordon Ferris, RE	Eberle Schultz, LG
Gene Gray, LH	Victor Sears, LT
Quentin Greenough, C	Thomas Sommerville, QB
John Hackenbruck, LT	Leon Sterling, RT
Bill Halverson, C	Joseph Tomich, RH
Lewis Hammers, RE	John Tsoutsouvas, C
Walter Jelsma, RT	Raymond Vandiver, LE
James Kisselburgh, FB	Leonard Younce, RG

TEAM STATISTICS

	OSC	UH
First Downs	19	5
Rushing	9	1
Passing	10	4
Penalty	0	0
Net Rushing	253	30
Net Passing	199	139
Pass Attempts	21	29
Pass Comp.	12	12
Pass INT	3	4
Net Yards	452	177
Fumbles-Lost	3-1	3-2
Penalty Yards	30	10
Punt Avg.	37	33
Punt Return Yards	60	24
Kickoff Returns-Yards	6	9