

*Cal*

**CALIFORNIA  
GOLDEN BEARS**



**JUSTIN COBBS**  
SENIOR GUARD

**RICHARD SOLOMON**  
SENIOR FORWARD

**JEFF POWERS**  
SENIOR GUARD

## BEAR FACTS

**Location:** Berkeley, Calif.  
**Founded:** 1868  
**Enrollment:** 36,142  
**Nickname:** Golden Bears  
**Colors:** Blue (PMS 282) & Gold (PMS 123)  
**Conference:** Pacific-12  
**Chancellor:** Nicholas Dirks  
**Director of Athletics:** Sandy Barbour  
**Arena:** Walter A. Haas Jr. Pavilion (11,877)  
**Press Row Phone:** (510) 642-3098  
**2012-13 Overall Record:** 21-12  
**2012-13 Pac-12 Record/Finish:** 12-6/T-2nd  
**2013 Postseason:** NCAA Third Round  
**Lettermen Returning/Lost:** 9/6  
**Starters Returning/Lost:** 4/1  
**Newcomers:** 5

## BASKETBALL OFFICE

**Head Coach:** Mike Montgomery  
 (Long Beach State '68)  
**Record at Cal:** 109-59 (5 years)  
**Career Record:** 657-302 (31 years)  
**Associate Head Coach:** Travis DeCuire  
**Assistant Coach:** John Montgomery  
**Assistant Coach:** Gregg Gottlieb  
**Assist. AD/Basketball Dev.:** Jay John  
**Director of Operations:** Theo Robertson  
**Asst. Director of Operations:** Mitch Elkins  
**Video Coordinator:** Matt Scherbenske  
**Strength & Cond. Coach:** Scott Thom  
**Athletic Trainer:** Barry Parsons

## ATHLETIC COMMUNICATIONS

349 Haas Pavilion, Berkeley, CA 94720  
**Phone:** (510) 642-5363  
**Fax:** (510) 643-7778  
**Asst. Director/Athletic Communications (MBB Contact):**  
 Doug Drabik  
**Phone:** (510) 517-9059  
**E-mail:** ddrabik@berkeley.edu

## CREDITS

The 2013-14 California men's basketball information guide was written and edited by Doug Drabik. Design by Evan Kerr. Photography by John Todd, Michael Pimentel, Kelley Cox, Ray Barbour, Charles Benton, Tom Hauck, Evan Kerr, Mollie McClure and Steve McConnell among others.

## CALIFORNIA USAGE GUIDELINES

When referring to University of California intercollegiate athletic teams, please use California or Golden Bears on first reference. Cal or Bears may be used on second reference. Terms such as UC Berkeley, Cal-Berkeley, Berkeley and California-Berkeley (or other similar variations) are incorrect and should not be used in connection with Cal Athletics.

## PLAYER PROFILES

Player Profiles .....1-22

## COACHING STAFF

Head Coach Mike Montgomery .....24-27  
 Assistant Coaches.....28-30  
 Support Staff.....31-32

## PAC-12 TOURNAMENT HISTORY

Pac-12 Tournament Records.....34  
 Pac-12 Tournament Results .....35  
 Golden Bear Classic Results.....36

## 2012-13 SEASON IN REVIEW

Season Review.....38-39  
 Team Statistics & Results .....40-45  
 Pac-12 Standings & Honors .....46  
 Pac-12 Statistics.....47-48  
 Box Scores .....49-58

## CAL RECORDS

Team & Individual Records.....60-72  
 1,000-point Scorers .....73-75  
 Top Individual Performances .....76-77  
 Overtime Games .....78  
 Records vs. Pac-12 Opponents.....79  
 Wins, Losses & Streaks.....80  
 The Last Time.....81-82

## CAL HISTORY

1959 NCAA Champions.....84  
 NCAA Tournament Results.....85-91  
 NCAA Tournament Records .....92-93  
 1999 NIT Champions.....94  
 NIT Results.....95  
 Postseason Honors .....96-97  
 Team Awards .....98-99  
 2014 NCAA Tournament.....100  
 Lettermen .....101-104  
 Cal in the NBA .....105-106  
 Cal Athletic Hall of Fame .....107  
 Notable Cal Players.....108-111  
 Records vs. Opponents .....112-113  
 Series Records.....114-121  
 Cal Coaches .....122  
 Year-by-Year Results.....123-138

## MEDIA INFORMATION

Haas Pavilion.....140  
 Home Court Records.....141  
 Media Information.....142-143  
 Media Outlets .....144-145



## 2013-14 ROSTER

No.	Name	Ht.	Wt.	Pos.	Yr.	Exp.	Hometown/Previous School
1	Justin Cobbs	6-3	190	G	R-Sr.		Los Angeles, Calif./Univ. of Minnesota
2	Sam Singer	6-4	185	G	Fr.		Miami, Fla./Ransom Everglades HS
3	Tyrone Wallace	6-5	190	G	So.		Bakersfield, Calif./Bakersfield HS
10	Garrett Galvin	6-4	198	G	So.		Rancho Santa Fe, Calif./Torrey Pines HS
12	Roger Moute a Bidias	6-7	200	F	Fr.		Cameroon/Notre Dame Prep (Mass.)
14	Christian Behrens	6-9	225	F	R-So.		Maple Valley, Wash./Tahoma HS
20	Kahlil Johnson	6-7	206	G	So.		Los Angeles, Calif./Price HS
21	Jeff Powers	6-7	223	G	R-Sr.		Clayton, Calif./ Univ. of Denver
22	Jordan Mathews	6-3	195	G	Fr.		Santa Monica, Calif./Santa Monica HS
23	Jabari Bird	6-6	190	G	Fr.		Richmond, Calif./Salesian HS
24	Ricky Krecklow	6-6	210	G	R-Jr.		Columbia, Mo./ Univ. of Missouri
35	Richard Solomon	6-10	235	F	Sr.		Los Angeles, Calif./Price HS
44	Kameron Rooks	7-0	270	C	Fr.		San Marcos, Calif./Mission Hills HS
45	David Kravish	6-9	221	F	Jr.		Lee's Summit, Mo./Lee's Summit North HS

**Head Coach:** Mike Montgomery (Sixth year)

**Associate Head Coach:** Travis DeCuire

**Assistant Coaches:** John Montgomery, Gregg Gottlieb

**Assistant Athletic Director/Basketball Development:** Jay John

## PRONUNCIATION GUIDE

Christian Behrens	BAIR-ens
Travis DeCuire	duh-CURE
Gregg Gottlieb	GOT-leeeb
David Kravish	CRAV-ish
Ricky Krecklow	CRECK-lo
Roger Moute a Bidias	MOO-teh-ah-beed-E-S



# 2013-14 Broadcast Roster



**JUSTIN COBBS**  
Guard, 6-3, 190, R-Sr., TR/2V  
Los Angeles, Calif.  
Minnesota/  
Bishop Montgomery HS



**SAM SINGER**  
Guard, 6-4, 185, Fr., HS  
Miami, Fla.  
Ransom Everglades HS



**TYRONE WALLACE**  
Guard, 6-5, 190, So., 1V  
Bakersfield, Calif.  
Bakersfield HS



**GARRETT GALVIN**  
Guard, 6-4, 198, So., 1V  
Del Mar, Calif.  
Torrey Pines HS



**ROGER MOUTE A BIDIAS**  
Forward, 6-7, 200, Fr., HS  
Cameroon  
Notre Dame Prep (Mass.)



**CHRISTIAN BEHRENS**  
Forward, 6-9, 225, R-So., 1V  
Maple Valley, Wash.  
Tahoma HS



**KAHLIL JOHNSON**  
Forward, 6-7, 206, So., 1V  
Los Angeles, Calif.  
Price HS



**JEFF POWERS**  
Guard, 6-7, 223, R-Sr., 3V  
Clayton, Calif.  
Denver/ De La Salle HS



**JORDAN MATHEWS**  
Guard, 6-3, 195, Fr., HS  
Santa Monica, Calif.  
Santa Monica HS



**JABARI BIRD**  
Guard, 6-6, 190, Fr., HS  
Richmond, Calif.  
Salesian HS



**RICKY KREKLOW**  
Guard, 6-6, 210, R-Jr., TR/1V  
Columbia, Mo.  
Missouri/Rock Bridge HS



**RICHARD SOLOMON**  
Forward, 6-10, 235, Sr., 3V  
Los Angeles, Calif.  
Price HS



**KAMERON ROOKS**  
Center, 7-0, 270, Fr., HS  
San Marcos, Calif.  
Mission Hills HS



**DAVID KRAVISH**  
Forward, 6-9, 221, So., 1V  
Lee's Summit, Mo.  
Lee's Summit North HS



**HEAD COACH  
MIKE MONTGOMERY**  
6th Season at California  
32nd Season Overall



## 2013-14 CALIFORNIA MEN'S BASKETBALL SCHEDULE

<i>Day, Date</i>	<i>Opponent</i>	<i>Location</i>	<i>Time (PT)</i>	<i>Television</i>
<b>Fri., Nov. 8</b>	<b>Coppin State</b>	<b>Berkeley, Calif.</b>	<b>9:00 p.m.</b>	<b>Pac-12 Networks</b>
<b>Tues., Nov. 12</b>	<b>Denver</b>	<b>Berkeley, Calif.</b>	<b>8:00 p.m.</b>	<b>Pac-12 Networks</b>
<b>Fri., Nov. 15</b>	<b>Oakland</b>	<b>Berkeley, Calif.</b>	<b>8:00 p.m.</b>	<b>Pac-12 Networks</b>
<b>Mon., Nov. 18</b>	<b>Southern Utah</b>	<b>Berkeley, Calif.</b>	<b>8:00 p.m.</b>	<b>Pac-12 Networks</b>
Mon., Nov. 25	vs. Arkansas^	Maui, Hawaii	12:00 p.m.	ESPN2
Tue., Nov. 26	vs. Syracuse/Minnesota^	Maui, Hawaii	TBD	ESPN/ESPN2
Wed., Nov. 27	vs. TBD^	Maui, Hawaii	TBD	ESPN/ESPN2
<b>Mon., Dec. 2</b>	<b>UC Irvine</b>	<b>Berkeley, Calif.</b>	<b>7:30 p.m.</b>	<b>Pac-12 Networks</b>
Fri., Dec. 6	at UC Santa Barbara	Santa Barbara, Calif.	7:00 p.m.	TBD
<b>Tues., Dec. 10</b>	<b>Nevada</b>	<b>Berkeley, Calif.</b>	<b>8:00 p.m.</b>	<b>Pac-12 Networks</b>
<b>Sat., Dec. 14</b>	<b>Fresno State</b>	<b>Berkeley, Calif.</b>	<b>3:00 p.m.</b>	<b>Pac-12 Networks</b>
Sun., Dec. 22	at Creighton	Omaha, Neb.	4:00 p.m.	FOX Sports 1
<b>Sat., Dec. 28</b>	<b>Furman</b>	<b>Berkeley, Calif.</b>	<b>3:00 p.m.</b>	<b>Pac-12 Networks</b>
Thurs., Jan. 2	at Stanford	Stanford, Calif.	6:00 p.m.	FOX Sports 1
Thurs., Jan. 9	at Oregon	Eugene, Ore.	8:00 p.m.	FOX Sports 1
Sat., Jan. 11	at Oregon State	Corvallis, Ore.	5:00 p.m.	ESPNU
<b>Wed., Jan. 15</b>	<b>Washington</b>	<b>Berkeley, Calif.</b>	<b>8:00 p.m.</b>	<b>ESPNU</b>
<b>Sat., Jan. 18</b>	<b>Washington State</b>	<b>Berkeley, Calif.</b>	<b>1:00 p.m.</b>	<b>Pac-12 Networks</b>
Wed., Jan. 22	at USC	Los Angeles, Calif.	8:00 p.m.	ESPNU
Sun., Jan. 26	at UCLA	Los Angeles, Calif.	5:00 p.m.	ESPNU
<b>Wed., Jan. 29</b>	<b>Arizona State</b>	<b>Berkeley, Calif.</b>	<b>8:00 p.m.</b>	<b>ESPNU</b>
<b>Sat., Feb. 1</b>	<b>Arizona</b>	<b>Berkeley, Calif.</b>	<b>7:30 p.m.</b>	<b>Pac-12 Networks</b>
<b>Wed., Feb. 5</b>	<b>Stanford</b>	<b>Berkeley, Calif.</b>	<b>6:00 p.m.</b>	<b>ESPN2</b>
Wed., Feb. 12	at Washington State	Pullman, Wash.	8:00 p.m.	ESPNU
Sat., Feb. 15	at Washington	Seattle, Wash.	12:00 p.m.	Pac-12 Networks
<b>Wed., Feb. 19</b>	<b>UCLA</b>	<b>Berkeley, Calif.</b>	<b>7:30 p.m.</b>	<b>Pac-12 Networks</b>
<b>Sun., Feb. 23</b>	<b>USC</b>	<b>Berkeley, Calif.</b>	<b>5:00 p.m.</b>	<b>FOX Sports 1</b>
Wed., Feb. 26	at Arizona	Tucson, Ariz.	6:00 p.m.	ESPN2
Sat., March 1	at Arizona State	Tempe, Ariz.	3:00 p.m.	Pac-12 Networks
<b>Wed., March 5</b>	<b>Utah</b>	<b>Berkeley, Calif.</b>	<b>8:00 p.m.</b>	<b>ESPNU</b>
<b>Sat., March 8</b>	<b>Colorado</b>	<b>Berkeley, Calif.</b>	<b>3:30 p.m.</b>	<b>Pac-12 Networks</b>
Wed.-Sat., March 12-15	Pac-12 Tournament	Las Vegas, Nev.	TBD	Pac-12 Networks/FOX Sports 1

^ EA SPORTS Maui Invitational

# CALIFORNIA

# GOLDEN BEARS




# CALIFORNIA

2013-14 PLAYER PROFILES

# JUSTIN COBBS

**Position** ..... *Guard*  
**Height** ..... *6-3*  
**Weight** ..... *190*  
**Year** ..... *Redshirt Senior*  
**Experience** ..... *2V/TR (Minnesota)*  
**Hometown** ..... *Los Angeles, Calif.*  
**High School** ..... *Bishop Montgomery*



**Redshirt Junior (2012-13):** Second Team All-Pac-12 selection ... enters senior season as Pac-12's active career assist leader with 327 assists in only 67 games over two seasons at Cal ... finished among the Pac-12 leaders in scoring (10th, 15.1 ppg.), assists (4th, 4.8 apg.), free throw percentage (4th, .841) and assist-to-turnover ratio (6th, 1.5) ... his 4.9 career apg. average ranks fourth all-time at Cal and his .822 career free-throw percentage is seventh-best in school history entering his senior season ... started all 33 games and scored in double figures in 28 contests ... led Cal (or tied) in scoring eight times ... averaged 6.0 assists per game over final eight games ... had five or more assists in 19 contests ... named Pac-12 Player of the Week after hitting game-winning shot with 0.7 second left at No. 23 Oregon and posting a game-high 18 points, including final five points in one-point win at Oregon State ... season-high 26 points against Utah in Pac-12 Tournament ... season-high nine assists in win vs. UCLA ... recorded seven assists each vs. Oregon and Oregon State ... 24 points, six assists, five rebounds vs. Stanford ... recorded 22 points and six rebounds in win over USC ... posted 21 points, four assists and two steals in the win at No. 7 Arizona ... scored game-high 22 points (16 in the second half) at Colorado ... posted a career-best five steals at Utah ... recorded an 18-point, seven-assist, six-rebound performance vs. No. 13 Creighton ... named DIRECTV Classic Most Outstanding Player and Pac-12 Player of the Week after scoring 58 points in the Bears' three victories in the tournament ... scored at least 17 points in each contest in Anaheim ... posted 23 points on 10-of-15 shooting vs. Pepperdine ... scored 22 points on 8-of-11 shooting vs. CSU Bakersfield.

**Redshirt Sophomore (2011-12):** Pac-12 honorable mention selection in first season with Golden Bears ... played in all 34 games with 27 starts ... earned starting role in eighth game ... led team and ranked third in the Pac-12 in assists (169 total and 4.9 apg.) ... his 169 assists were ninth on the school's single-season chart ... third on the squad and 18th in the league in scoring (427 total and 12.6 ppg.) ... started all 18 conference games, averaging 12.9 points and 5.5 assists per contest ... led Cal with a .413 three-point field goal percentage (26-for63) ... also led squad with 109 free throws made and 136 free throws attempted ... second on the team with a .801 free throw percentage ... 35 steals and 32.2 minutes per game also ranked second on the roster ... scored career-high 28 points (highest single-game scoring total of the season by a Cal player) in a win against Oregon ... posted a career-best 13 assists to go along with 10 points against Oregon State for second-double-double of the season ... collected first double-double at Cal with 14 points and 11 assists against Utah ... topped the 20-point mark in scoring four times , against Denver (22), UCSB (25), at UNLV (20) and against the Ducks (28) ... totaled eight or more assists in a game five times.

**Sophomore (2010-11):** Sat out season as per NCAA transfer rules after transferring from Minnesota.

**Freshman (2009-10 at Minnesota):** Played in 34 of Minnesota's 35 games as a freshman ... finished with averages of 2.1 points, 1.3 assists and 10.7 minutes per game ... totaled seven minutes in his collegiate debut in the season opener against Tennessee Tech ... played nine minutes off the bench in the Big Ten Tournament opener against Penn State ... notched one assist in the conference tournament quarterfinals against Michigan State ... scored a season-high seven points in a season-high 18 minutes in the Big Ten Tournament semifinals against Purdue ... played six minutes and scored two points in the Big Ten Tournament championship game against Ohio State.

**High School:** Averaged 20.4 points, 4.5 assists and 4.8 rebounds per game as a senior ... led Bishop Montgomery High School to a second-place finish in the California Division IV Tournament ... named Most Valuable Player for CIF Division IV ... received the John R. Wooden High School Player of the Year Award for CIF Division IV ... named to the First Team CIF Southern Section Division IV-AA ... Co-Player of the Year in the state of California as a junior.

**Personal:** Justin Cobbs ... born March 16, 1991 ... parents are Greg Cobbs and Julanda Brown ... played one scholastic season with fellow Golden Bear Richard Solomon at Bishop Montgomery.

## 2011-12 GAME-BY-GAME

Opponent	Min	Fg-a	3p-a	Ft-a	Reb	Pf	Ast	To	Blk	Stl	Pts
UC Irvine	20	1-4	1-2	1-2	1	2	4	1	0	1	4
George Washington	25	3-6	2-2	8-8	0	0	5	3	0	0	16
Austin Peay	21	3-5	0-1	1-2	1	1	4	0	1	0	7
vs. Georgia	22	3-6	1-1	3-3	1	2	5	4	0	3	10
vs. Missouri	30	3-11	0-2	4-4	4	1	2	2	0	4	10
Denver	28	7-9	4-4	4-4	3	0	2	2	0	0	22
McNeese State	26	1-5	0-1	6-6	3	1	7	1	0	0	8
at San Diego State	38	6-14	1-3	4-7	2	0	5	2	0	2	17
San Jose State	23	4-8	2-2	0-0	4	0	5	1	0	1	10
Jackson State	32	2-4	0-1	5-6	1	1	6	3	0	2	9
Weber State	28	1-4	0-0	4-5	2	2	6	1	1	0	6
UC Santa Barbara	38	10-12	3-3	2-2	2	0	2	2	1	0	25
at UNLV	39	6-12	1-1	7-8	3	1	5	2	0	1	20
USC	34	4-7	0-0	1-2	4	1	3	5	0	0	9
UCLA	36	5-7	2-2	1-2	3	0	8	1	0	1	13
at Oregon State	29	8-12	0-1	2-4	2	4	5	3	0	1	18
at Oregon	37	6-11	0-1	3-4	1	1	6	2	0	1	15
Colorado	39	3-9	0-2	6-8	5	1	2	4	0	3	12
Utah	34	5-10	2-4	2-2	3	2	11	2	0	0	14
at Washington	35	5-11	1-2	3-6	4	2	3	2	0	2	14
at Washington State	34	5-12	1-4	4-6	2	0	5	1	0	2	15
Stanford	34	5-15	0-3	3-4	3	2	2	2	0	0	13
Arizona	38	4-14	0-2	1-1	4	4	4	1	0	1	9
Arizona State	19	3-5	0-0	2-2	2	2	2	1	0	1	8
at USC	28	3-7	1-2	3-3	3	1	5	2	0	0	10
at UCLA	38	7-11	0-1	4-4	2	2	5	2	0	1	18
Oregon	38	13-19	1-2	1-1	3	2	8	0	0	4	28
Oregon State	40	3-7	0-1	4-4	5	1	13	3	0	0	10
at Utah	36	2-6	1-1	0-1	7	2	3	2	0	2	5
at Colorado	38	3-11	1-3	8-8	2	0	6	3	0	2	15
at Stanford	35	3-14	0-4	0-0	8	4	8	2	0	0	6
vs. Stanford	39	4-12	0-1	7-9	6	4	4	2	0	0	15
vs. Colorado	37	5-11	1-3	4-6	6	1	4	3	0	0	15
vs. South Florida	28	0-2	0-1	1-2	2	0	4	2	0	0	1

Utah	32	2-7	0-2	2-3	1	1	4	0	0	5	6
Colorado	36	10-120	1-3	1-1	1	4	6	1	0	2	22
Oregon State	39	5-14	4-9	0-0	1	1	7	3	0	1	14
Oregon	32	3-8	0-2	2-3	2	2	7	4	0	3	8
Arizona State	32	4-9	2-3	3-4	4	3	1	4	0	1	13
Arizona	34	8-14	1-2	4-4	3	2	4	6	0	2	21
UCLA	35	4-9	0-0	4-5	5	3	9	1	0	0	12
USC	34	6-14	1-4	9-9	1	0	6	1	0	0	22
Oregon	38	6-11	0-0	2-4	8	1	7	8	1	0	14
Oregon State	37	7-16	2-6	2-2	1	2	5	2	0	2	18
Utah	36	2-8	0-3	8-8	1	2	7	2	1	9	12
Colorado	37	5-15	0-3	6-6	3	1	5	2	0	0	16
Stanford	37	7-12	1-3	9-10	5	2	6	8	0	0	24
Utah	42	10-18	3-5	3-4	4	2	5	1	1	1	26
UNLV	38	4-13	3-3	2-5	5	1	6	2	0	0	13
Syracuse	31	2-9	0-5	1-2	1	4	4	4	0	2	5



## 2012-13 GAME-BY-GAME

Opponent	Min	Fg-a	3p-a	Ft-a	Reb	Pf	Ast	To	Blk	Stl	Pts
CSU Bakersfield	38	8-11	0-2	6-6	6	1	3	2	0	1	22
Pepperdine	31	10-15	3-4	0-0	5	0	5	3	0	1	23
Denver	38	6-9	0-0	5-6	3	1	1	2	0	1	17
Drake	38	5-9	0-1	11-13	5	3	4	4	0	2	21
Georgia Tech	37	5-9	1-2	6-8	5	1	4	4	0	3	17
Pacific	38	6-10	0-1	8-8	7	1	5	3	0	1	20
Wisconsin	31	3-10	0-1	5-5	1	3	0	7	0	2	11
UNLV	38	3-10	1-3	4-4	1	4	7	5	0	1	11
Creighton	38	8-17	1-3	1-1	6	1	7	1	0	1	18
UC Santa Barbara	27	3-8	1-2	1-2	4	1	3	1	0	0	8
Prairie View A&M	29	5-9	0-1	4-6	5	3	3	2	1	3	14
Harvard	33	7-13	0-2	1-2	5	3	4	5	1	1	15
UCLA	38	6-18	0-3	0-1	4	2	6	2	0	1	12
USC	34	2-7	0-0	6-6	5	2	2	3	1	0	10
Washington	37	4-15	0-1	1-3	0	1	4	1	0	0	9
Washington State	40	2-2	0-0	6-6	5	0	5	2	0	1	10
Stanford	40	4-15	1-1	4-4	1	2	6	1	0	0	13

## CAREER STATISTICS

Year	G-Gs	Min	Fg-Fga	Pct	3p-3pa	Pct	Ft-Fta	Pct	Reb	Avg	Pf	Ast	To	Blk	St	Tp	Avg
2010 (Minn.)	33-0	356	21-63	.333	3-17	.176	25-29	.862	26	0.8	26	44	28	2	11	70	2.1
2012	34-27	1096	146-313	.466	26-63	.413	109-136	.801	104	3.1	47	169	69	3	35	427	12.6
2013	33-33	1175	172-384	.448	26-80	.325	127-151	.841	114	3.5	60	158	97	6	37	497	15.1
<b>Totals</b>	<b>100-60</b>	<b>2627</b>	<b>339-760</b>	<b>.446</b>	<b>55-160</b>	<b>.344</b>	<b>261-316</b>	<b>.826</b>	<b>244</b>	<b>2.4</b>	<b>133</b>	<b>371</b>	<b>194</b>	<b>11</b>	<b>83</b>	<b>994</b>	<b>9.9</b>
<b>Cal Totals</b>	<b>67-60</b>	<b>2271</b>	<b>318-697</b>	<b>.456</b>	<b>52-143</b>	<b>.364</b>	<b>236-287</b>	<b>.822</b>	<b>218</b>	<b>3.3</b>	<b>107</b>	<b>327</b>	<b>166</b>	<b>9</b>	<b>72</b>	<b>924</b>	<b>13.8</b>

## PAC-12 STATISTICS

Year	G-Gs	Min	Fg-Fga	Pct	3p-3pa	Pct	Ft-Fta	Pct	Reb	Avg	Pf	Ast	To	Blk	St	Tp	Avg
2012	18-18	622	87-188	.463	10-35	.286	48-62	.774	63	3.5	31	99	38	0	21	232	12.9
2013	18-18	648	87-214	.407	14-45	.289	69-79	.873	51	2.8	31	97	51	3	18	256	14.2
<b>Totals</b>	<b>36-36</b>	<b>1270</b>	<b>174-402</b>	<b>.433</b>	<b>24-80</b>	<b>.300</b>	<b>117-141</b>	<b>.830</b>	<b>114</b>	<b>3.2</b>	<b>62</b>	<b>196</b>	<b>89</b>	<b>3</b>	<b>39</b>	<b>490</b>	<b>13.6</b>

## CAREER HIGHS

Points:	28	vs. Oregon, Feb. 16, 2012
Rebounds:	8	twice, last at Oregon, Feb. 21, 2013
Assists:	13	vs. Oregon State, Feb. 8, 2012
Steals:	5	at Utah, Jan. 24, 2013

# JEFF POWERS

*Position* ..... **Guard**  
*Height* ..... **6-7**  
*Weight* ..... **223**  
*Year* ..... **Redshirt Senior**  
*Experience* ..... **2V/TR (Denver)**  
*Hometown* ..... **Clayton, Calif.**  
*High School* ..... **De La Salle**

21



**Redshirt Junior (2012-13):** Saw action in 21 contests, including 13 conference games ... scored all 28 of his points on the season and logged 118 of his 133 minutes of the year in his final 15 games ... started against Washington State with five points in season-long 19 minutes ... season-high nine points and two assists in 16 minutes vs. Prairie View A&M ... conference season-high six points on pair of threes at USC ... completed the year 6-of-16 from three-point range.

**Redshirt Sophomore (2011-12):** Appeared in 19 games, including six Pac-12 contests ... scored 25 points on the year, with a season-best six points on 2-of-3 shooting from three-point range in nine minutes of action against Jackson State ... pulled down a career-best five rebounds to go along with four points in 14 minutes against San Jose State ... also produced multiple points against UC Irvine (three), George Washington (three), UCSB (three), Utah (two), McNeese State (two) and Cal's NCAA Tournament first-round game against South Florida (two) ... finished 4-of-5 from the free-throw line on the season.

**Redshirt Freshman (2010-11):** Made Cal debut against Hartford, snagging two rebounds ... made first collegiate start at Washington State, posting a career-best 14 points and four rebounds ... connected on three of his six three-point attempts against the Cougars ... played 31 minutes against WSU after registering a total of 24 minutes in his previous five appearances ... tallied 13 points in 11 minutes at Washington, connecting on both of his three-point attempts ... made his first career field goal, a three-pointer, against Oregon State ... also connected on a three-pointer against Oregon ... earned playing time in both NIT games.

**Freshman (2009-10):** Transferred to Cal from Denver halfway through the 2009-10 season.

**High School:** First team All-BVAL/EBAL in 2008-09 and 2009-10 ... averaged 15.0 ppg. and 5 rpg. at De La Salle High School, including a school-record 14 points in one quarter ... team ended the 2008-09 season ranked No. 6 in the nation ... NCS finalists in 2008 and 2007 ... won the state championship in 2006 with a record of 31-3 ... also played one year of varsity volleyball ... played for the Greenline club team.

**Personal:** Jefferson Robert Powers ... born July 7, 1990, in Walnut Creek, Calif. ... parents are Robert and Suzi Powers ... has two older sisters ... mother, Suzi, played golf at Stanford ... sister, Alicia, played volleyball at Cal and graduated in 2006 ... sister, Monica played water polo at UCLA.

## 2010-11 GAME-BY-GAME

Opponent	Min	Fg-a	3p-a	Ft-a	Reb	Pf	Ast	To	Blk	Stl	Pts
Hartford	5	0-1	0-1	0-0	2	0	0	1	0	0	0
Oregon State	3	1-4	1-2	0-0	1	0	0	1	0	0	3
Oregon	2	1-1	1-1	0-0	0	0	0	0	0	0	3
Arizona State	3	0-1	0-1	0-0	0	0	0	0	0	0	0
at Washington	11	3-6	2-2	5-9	1	0	0	1	0	0	13
at Washington State	31	5-8	3-6	1-3	4	2	0	1	0	0	14
USC	27	3-10	1-6	3-4	2	0	3	1	0	0	10
UCLA	8	0-2	0-2	0-0	1	0	0	0	0	0	0
at Oregon	2	0-1	0-1	0-0	0	0	0	0	0	0	0
at Oregon State	3	0-1	0-1	0-0	0	0	0	0	0	0	0
Stanford	2	0-0	0-0	0-0	0	0	0	0	0	0	0
Mississippi	1	0-0	0-0	0-0	0	0	1	0	0	0	0
at Colorado	8	1-4	0-2	0-0	0	1	0	0	0	0	2



## 2011-12 GAME-BY-GAME

Opponent	Min	Fg-a	3p-a	Ft-a	Reb	Pf	Ast	To	Blk	Stl	Pts
UC Irvine	5	1-2	1-1	0-0	0	1	0	0	0	0	3
George Washington	4	1-1	0-0	1-1	1	0	0	0	0	0	3
Austin Peay	6	0-2	0-1	0-0	0	1	0	1	0	0	0
vs. Georgia	5	0-0	0-0	0-0	0	0	0	0	0	0	0
vs. Missouri	3	0-1	0-0	0-0	0	0	1	0	0	0	0
Denver	14	0-1	0-1	0-0	0	2	0	1	0	0	0
McNeese State	1	1-1	0-0	0-0	0	0	0	0	0	0	2
at San Diego State	1	0-0	0-0	0-0	0	0	0	0	0	0	0
San Jose State	14	1-2	1-2	1-2	5	1	0	1	0	0	4
Jackson State	9	2-4	2-3	0-0	2	2	1	0	0	0	6
Weber State	2	0-1	0-1	0-0	0	1	0	1	0	0	0
UC Santa Barbara	5	1-2	1-2	0-0	0	1	0	1	0	0	3
UCLA	1	0-1	0-1	0-0	0	0	0	0	0	0	0
at Oregon	3	0-0	0-0	0-0	0	2	0	0	0	0	0
Utah	6	0-1	0-1	2-2	0	0	0	1	0	0	2
Arizona State	6	0-1	0-1	0-0	0	0	0	0	0	0	0
at USC	2	0-0	0-0	0-0	0	0	0	0	0	0	0
Oregon	3	0-0	0-0	0-0	0	0	0	0	0	0	0
vs. South Florida	1	1-1	0-0	0-0	0	1	0	0	0	0	2

## 2012-13 GAME-BY-GAME

Opponent	Min	Fg-a	3p-a	Ft-a	Reb	Pf	Ast	To	Blk	Stl	Pts
CSU Bakersfield	1	0-0	0-0	0-0	0	0	0	0	0	0	0
Pepperdine	3	0-2	0-1	0-0	1	0	0	0	0	0	0
Denver	5	0-0	0-0	0-0	1	0	0	0	0	0	0
Drake	3	0-0	0-0	0-0	0	0	0	0	0	0	0
Wisconsin	3	0-0	0-0	0-0	0	1	0	0	0	0	0
Creighton	0	0-0	0-0	0-0	0	0	0	0	0	0	0
Prairie View A&M	16	3-5	1-2	2-2	0	1	2	0	0	0	9
Harvard	13	0-0	0-0	0-0	1	2	0	1	0	0	0
UCLA	7	0-1	0-1	0-0	0	0	0	0	0	0	0
USC	12	2-2	2-2	0-0	1	0	1	0	0	0	6
Washington	15	1-1	0-0	0-0	1	2	0	0	0	0	2
Washington State	19	2-3	1-2	0-0	1	2	0	3	0	0	5
Stanford	12	0-1	0-1	0-0	1	0	0	0	0	0	0
Colorado	3	0-3	0-2	0-0	0	0	0	0	0	0	0
Oregon State	5	0-1	0-2	0-0	0	0	1	0	0	0	0
Arizona State	5	1-3	1-3	0-0	0	0	1	0	0	1	3
Arizona	3	0-0	0-0	0-0	0	0	0	0	0	0	0
UCLA	1	0-0	0-0	0-0	0	0	0	0	0	0	0
USC	0	0-0	0-0	0-0	0	0	0	0	0	0	0
Oregon State	3	0-0	0-0	0-0	0	0	0	1	0	0	0
Utah	4	1-1	1-1	0-0	0	1	0	0	0	0	3



## CAREER STATISTICS

Year	G-Gs	Min	Fg-Fga	Pct	3p-3pa	Pct	Ft-Fta	Pct	Reb	Avg	Pf	Ast	To	Blk	St	Tp	Avg
2011	13-2	106	14-39	.359	8-25	.320	9-16	.563	11	0.8	3	4	5	0	0	45	3.5
2012	19-0	90	8-21	.381	5-14	.357	4-5	.800	8	0.4	12	2	6	0	0	25	1.3
2013	21-1	133	10-23	.435	6-16	.375	2-2	1.000	7	0.3	9	5	5	0	1	28	1.3
<b>Totals</b>	<b>53-3</b>	<b>329</b>	<b>32-83</b>	<b>.386</b>	<b>19-55</b>	<b>.345</b>	<b>15-23</b>	<b>.652</b>	<b>26</b>	<b>0.5</b>	<b>24</b>	<b>11</b>	<b>16</b>	<b>0</b>	<b>1</b>	<b>98</b>	<b>1.8</b>

## PAC-12 STATISTICS


Year	G-Gs	Min	Fg-Fga	Pct	3p-3pa	Pct	Ft-Fta	Pct	Reb	Avg	Pf	Ast	To	Blk	St	Tp	Avg
2011	10-2	92	13-34	.382	8-22	.364	9-16	.563	9	0.9	2	3	4	0	0	43	4.3
2012	6-0	21	0-3	.000	0-3	.000	2-2	1.000	0	0.0	2	0	1	0	0	2	0.3
2013	13-1	89	7-16	.438	5-13	.385	0-0	.000	4	0.3	5	3	4	0	1	19	1.5
<b>Totals</b>	<b>29-3</b>	<b>202</b>	<b>20-53</b>	<b>.377</b>	<b>13-38</b>	<b>.342</b>	<b>11-18</b>	<b>.611</b>	<b>13</b>	<b>0.4</b>	<b>9</b>	<b>6</b>	<b>9</b>	<b>0</b>	<b>1</b>	<b>64</b>	<b>2.2</b>

## CAREER HIGHS

Points: ..... 14 ..... at Washington State, Feb. 12, 2011  
 Rebounds: ..... 5 ..... vs. San Jose State, Dec. 7, 2011  
 Assists: ..... 3 ..... vs. USC, Feb 17, 2011  
 Steals: ..... 1 ..... at Arizona State, Feb. 7, 2013

# RICHARD SOLOMON

**Position** ..... *Forward*  
**Height** ..... *6-10*  
**Weight**..... *235*  
**Year**..... *Senior*  
**Experience** ..... *3V*  
**Hometown** ..... *Los Angeles, Calif.*  
**High School**.....*Price*



**Junior (2012-13):** Started 31 of 33 contests with 226 total rebounds ... first player in school history with at least six points, six rebounds and six blocks in a game when he posted seven points, eight rebounds and a career-high six blocks vs. Washington State ... enters senior season seventh in school history with 80 career blocks ... posted at least three blocks in four games on the year ... totaled 10 or more rebounds five times ... recorded three double-doubles for the season (22 points and 14 rebounds vs. No. 16 Syracuse; 11 points and 10 rebounds at UCLA; 13 points and 12 rebounds vs. No. 10 Oregon) ... ended the season with career-highs in points (22) and rebounds (14) against No. 16 Syracuse in NCAA Tournament third-round game ... posted 11 points, seven rebounds and two blocks against UNLV in NCAA second-round contest ... averaged 16.5 ppg and 10.5 rpg. in Cal's two NCAA Tournament games ... recorded 11 rebounds and eight points against Utah in Pac-12 Tournament ... 17-point performance (with eight rebounds) vs. UCLA ... 18 points to go along with nine rebounds vs. Prairie View A&M ... five blocks to go along with six rebounds and six points vs. Harvard.

**Sophomore (2011-12):** Appeared in first 13 games, starting eight contests ... averaged 6.0 points and 6.2 rebounds per game ... was Cal's leading rebounder during limited action ... limited to just four league games ... scored a season-high 11 points and collected seven rebounds against Weber State ... matched his season-high with 10 rebounds twice, against Oregon and McNeese State ... totaled five or more rebounds in five games ... registered nine rebounds and eight points against Austin Peay and eight rebounds and eight points vs. UC Irvine.

**Freshman (2010-11):** Developed into Cal's biggest contributor off the bench before he joined the starting lineup ... made first career start against Ole Miss in the first round of the NIT, tallying a game-high and season-high-tying 10 rebounds ... also started at Colorado in round two of the NIT, with two blocks ... secured first career double-double against Hartford (10 points, 10 rebounds) , along with three blocks ... recorded 14 points (shooting a perfect 5-for-5 from the field) against Washington ... put together second-straight double-digit scoring performance at UCLA with 12 points, along with three steals ... tied his season high in blocks with three against Oregon State ... scored nine points at Arizona, including clutch free throws in the game's final minutes to finish 5-for-6 from the line, with three rebounds and an assist.

**High School:** Standout at Price High School after transferring from Bishop Montgomery High School for his senior season ... posted 19 points in the Southern Section Division 4AA championship game ... averaged 16.9 ppg., 9.0 rpg. and a team-best 3.0 bpg. as a senior ... recorded a double-double as a senior (29 points, 11 rebounds) ... made all-state and the All-CIF first team ... listed at No. 20 among power forwards, according to Rivals. com ... one of the top post

prospects in the West among his class for 2010 ... earned a spot on the prestigious Best in the West team.

**Personal:** Richard Solomon III ... born June 18, 1992, in Inglewood, Calif. ... parents are Richard Jr. and Sheryl Solomon ... has three older sisters ... sister, Am'ra, played volleyball at Cal from 2005-08 ... played for the Compton Magic club team ... a high school teammate for one season with fellow Golden Bear Justin Cobbs at Bishop Montgomery and a scholastic teammate for one season with former Golden Bear Allen Crabbe at Price.

## 2010-11 GAME-BY-GAME

Opponent	Min	Fg-a	3p-a	Ft-a	Reb	Pf	Ast	To	Blk	Stl	Pts
CSU Northridge	14	2-4	1-1	1-4	4	2	1	0	0	1	6
New Mexico	19	4-4	0-0	0-3	4	3	2	0	1	0	8
vs Temple	16	2-3	0-0	0-0	5	2	2	1	1	2	4
vs Notre Dame	25	2-7	0-1	0-1	6	4	0	2	1	1	4
vs Boston College	20	2-4	0-0	0-0	3	2	0	0	0	1	4
UC Davis	18	3-6	0-1	1-3	6	2	1	1	0	2	7
at Iowa State	4	0-1	0-0	0-0	3	0	0	0	0	0	0
San Diego State	14	0-0	0-0	2-5	4	2	0	1	0	1	2
Southern Mississippi	15	2-5	1-2	2-2	4	4	0	0	2	2	7
Cal Poly	10	1-2	0-0	2-2	7	0	0	0	0	0	4
Kansas	7	0-2	0-1	1-2	2	2	1	0	0	0	1
Hartford	24	4-6	0-0	2-3	10	1	0	1	3	1	10
at Stanford	12	0-1	0-0	2-4	2	0	0	2	0	0	2
at Arizona	15	2-5	0-0	5-6	3	3	1	1	0	0	9
at Arizona State	8	1-3	0-1	0-0	2	0	1	0	0	0	2
Washington State	19	3-4	0-0	2-2	7	0	2	2	0	0	8
Washington	20	5-5	0-0	4-8	2	4	3	1	2	0	14
at UCLA	20	4-5	0-0	4-6	2	4	0	1	0	2	12
at USC	10	0-1	0-0	2-2	3	4	0	1	0	1	2

Oregon State	14	3-4	1-1	0-2	5	1	0	2	3	1	7
Oregon	12	2-3	0-0	1-2	4	3	0	1	0	0	5
Arizona State	9	1-2	0-0	2-4	2	0	0	1	0	0	4
Arizona	21	1-1	0-0	1-2	3	4	0	0	2	0	3
at Washington	12	2-4	0-1	0-0	3	2	2	0	1	0	4
at Washington State	15	3-5	0-0	1-2	7	3	0	2	2	1	7
USC	13	1-2	0-0	0-0	5	1	0	0	1	0	2
UCLA	10	2-5	0-0	2-4	4	1	0	0	1	1	6
at Oregon	14	2-4	0-0	0-2	4	3	1	2	1	1	4
at Oregon State	17	3-3	0-0	2-4	5	3	0	0	1	0	8
Stanford	17	3-4	0-0	0-1	3	3	1	0	0	0	6
vs USC	20	3-8	0-0	5-6	6	3	0	1	3	2	11
Mississippi	28	2-3	0-0	1-4	10	4	2	1	0	0	5
at Colorado	25	2-4	0-0	2-4	5	2	0	0	2	0	6

Oregon	27	3-10	0-1	7-8	12	2	1	0	1	0	13
Arizona State	29	1-4	0-0	1-2	7	3	1	3	2	3	3
Arizona	28	2-3	0-0	2-2	2	4	1	2	2	1	6
UCLA	28	8-10	0-0	1-3	8	2	0	2	2	0	17
USC	31	6-7	0-0	2-4	7	3	2	1	1	0	14
Oregon	29	3-9	0-0	2-2	11	4	1	2	2	0	8
Oregon State	28	1-3	0-0	5-6	7	3	0	4	0	1	7
Utah	27	3-6	1-1	0-0	5	2	0	0	1	0	7
Colorado	23	2-6	0-0	2-2	6	4	0	1	2	0	6
Stanford	21	4-5	0-0	0-0	2	5	2	1	1	0	8
Utah	37	3-6	0-1	2-2	11	4	0	2	0	3	8
UNLV	24	5-8	1-1	0-2	7	4	1	0	1	2	11
Syracuse	34	7-12	0-1	8-13	14	4	1	1	9	9	22

## 2011-12 GAME-BY-GAME

Opponent	Min	Fg-a	3p-a	Ft-a	Reb	Pf	Ast	To	Blk	Stl	Pts
UC Irvine	23	2-4	0-1	4-7	8	2	1	2	0	0	8
George Washington	12	0-3	0-1	2-4	5	3	0	0	2	0	2
Austin Peay	25	2-5	0-1	4-4	9	2	1	1	0	0	8
vs. Georgia	22	1-6	0-1	3-4	7	3	0	1	2	1	5
vs. Missouri	13	3-4	0-0	2-4	5	5	0	1	1	2	8
Denver	19	3-4	0-0	0-1	7	0	0	0	3	0	6
McNeese State	29	1-6	0-1	3-6	10	1	0	2	3	1	5
Jackson State	13	3-3	0-0	0-1	4	0	0	1	1	0	6
Weber State	27	4-9	0-0	3-3	7	1	0	0	1	1	11
at Oregon State	11	1-1	0-0	3-4	1	2	0	1	0	1	5
at Oregon	17	2-9	0-1	0-1	10	3	0	1	3	0	6
Colorado	12	2-3	0-0	2-2	2	3	0	1	0	2	6
Utah	13	1-1	0-0	0-0	6	1	0	1	0	0	2

## 2012-13 GAME-BY-GAME

Opponent	Min	Fg-a	3p-a	Ft-a	Reb	Pf	Ast	To	Blk	Stl	Pts
CSU Bakersfield	24	2-7	0-0	4-7	9	1	0	2	0	1	8
Pepperdine	17	3-6	0-0	0-1	6	3	1	3	0	0	6
Denver	15	0-4	0-0	0-0	2	1	0	1	0	0	0
Drake	12	4-8	0-1	2-2	5	5	0	2	0	0	10
Georgia Tech	26	4-10	0-0	4-5	9	3	1	1	0	0	12
Pacific	29	4-8	0-0	6-6	8	3	0	1	3	0	14
Wisconsin	21	1-3	0-0	1-2	4	5	0	5	0	1	3
UNLV	34	7-13	0-0	0-4	8	4	1	1	2	0	14
Creighton	24	4-7	1-1	0-2	5	5	0	1	0	2	9
UC Santa Barbara	20	2-7	0-0	0-1	4	3	1	1	2	1	4
Prairie View A&M	23	7-11	0-1	4-4	9	3	1	0	0	1	18
Harvard	28	2-7	0-1	2-3	6	0	0	1	5	0	6
UCLA	28	4-13	0-1	3-4	10	4	1	2	1	0	11
USC	19	2-5	0-0	2-4	4	4	2	3	0	0	6
Washington	20	2-4	0-0	3-6	5	3	0	1	0	0	7
Washington State	21	3-7	0-0	1-2	8	3	0	3	6	2	7
Stanford	26	3-8	0-1	3-4	8	4	0	3	3	1	9
Utah	20	1-2	0-1	0-0	6	4	0	2	0	2	2
Colorado	28	2-7	1-1	0-0	4	2	0	1	0	2	5
Oregon State	28	6-9	0-0	0-0	7	3	2	0	0	0	12



## CAREER STATISTICS

Year	G-Gs	Min	Fg-Fga	Pct	3p-3pa	Pct	Ft-Fta	Pct	Reb	Avg	Pf	Ast	To	Blk	St	Tp	Avg
2011	33-2	517	67-120	.558	3-9	.333	47-90	.522	145	4.4	72	20	24	27	20	184	5.6
2012	13-8	236	26-57	.456	0-6	.000	26-41	.634	81	6.2	26	2	12	16	8	78	6.0
2013	33-31	829	111-235	.472	4-13	.308	67-103	.650	226	6.8	107	20	53	37	23	293	8.9
<b>Totals</b>	<b>79-41</b>	<b>1582</b>	<b>204-412</b>	<b>.495</b>	<b>7-28</b>	<b>.250</b>	<b>140-234</b>	<b>.598</b>	<b>452</b>	<b>5.7</b>	<b>205</b>	<b>42</b>	<b>89</b>	<b>80</b>	<b>51</b>	<b>555</b>	<b>7.0</b>

## PAC-12 STATISTICS

Year	G-Gs	Min	Fg-Fga	Pct	3p-3pa	Pct	Ft-Fta	Pct	Reb	Avg	Pf	Ast	To	Blk	St	Tp	Avg
2011	18-0	258	38-61	.623	1-3	.333	28-51	.549	66	3.7	39	11	16	14	7	105	5.8
2012	4-0	53	7-14	.500	0-1	.000	5-7	.714	19	4.8	9	0	4	3	3	19	4.8
2013	18-16	461	56-118	.475	2-6	.333	34-49	.694	119	6.6	59	13	31	24	12	148	8.2
<b>Totals</b>	<b>40-16</b>	<b>772</b>	<b>101-193</b>	<b>.523</b>	<b>3-10</b>	<b>.300</b>	<b>67-107</b>	<b>.626</b>	<b>204</b>	<b>5.1</b>	<b>107</b>	<b>24</b>	<b>51</b>	<b>41</b>	<b>22</b>	<b>272</b>	<b>6.8</b>

## CAREER HIGHS

Points:	22	vs. Syracuse, March 23, 2013
Rebounds:	14	vs. Syracuse, March 23, 2013
Assists:	3	vs. Washington, Jan. 16, 2011
Blocks:	6	vs. Washington State, Jan. 12, 2013
Steals:	3	three times, last vs. Utah, March 13, 2013

# DAVID KRAVISH

**Position** ..... *Forward*  
**Height** ..... *6-9*  
**Weight**..... *221*  
**Year**..... *Junior*  
**Experience** ..... *2V*  
**Hometown**..... *Lee's Summit, Mo.*  
**High School**..... *Lee's Summit North*

45



**Sophomore (2012-13):** Honorable mention Pac-12 All-Academic selection ... started all 33 games ... broke school single-season record with 63 blocks and enters junior year fifth on Cal's career block list with 104 in 67 career games over first two seasons ... totaled 27 blocks in the season's last 10 games ... ranked fifth in the Pac-12 with 1.9 blocks per game ... also led team and ranked 11th in the Pac-12 in rebounding with 229 for a 6.9 rpg. average ... collected multiple blocks in 19 games with three or more in 11 contests ... collected seven or more rebounds in 17 games ... posted three double-doubles (11 points, 12 rebounds at Denver; 18 points, 13 rebounds vs. UCLA; 14 points, 11 rebounds vs. Colorado) ... also recorded career-best five blocks against the Buffaloes ... 18 points against the Bruins was a career-high ... seven rebounds, nine points and three blocks at USC ... recorded game-high 13 rebounds vs. No. 13 Creighton.

**Freshman (2011-12):** Impact freshman who played in all 34 games with 24 starts ... started the final 21 games ... earned a spot on the All-Pac-12 Freshman team ... finished season as Cal's leader with 41 blocks ... also ranked second on the team in rebounding (190 total rebounds and 5.6 rpg.) and fourth on the squad in scoring (234 points and 6.9 ppg.) ... ranked 15th in the Pac-12 in rebounding and second among freshmen in the league ... his 41 blocks was third-most by a freshman in school history and his 190 rebounds ranked ninth among freshman players all-time ... ranked eighth overall and second among freshmen in the conference in blocked shots ... recorded a .594 field-goal percentage (98-of-165), which was the highest on the team among the starters and second-highest field-goal percentage among freshman in school history ... started all 18 conference games, averaging 8.0 points and 5.3 rebounds per contest ... scored in double figures nine times with a career-high 17 points against Oregon State ... pulled down a career-best 18 rebounds to go along with six points in the win at USC ... also finished with double figure rebounding totals against Weber State (11) and San Jose State (10) ... posted multiple blocks in a game 12 times with a season-high four at Utah.

**High School:** Averaged 13.0 points and 9.1 rebounds as a senior and led his team to a second-place finish in the league standings ... named to the 2010-11 Missouri All-State team ... received Suburban Big-6 All-League honors as a junior and senior and named to All-District and All-State teams three times (2009-11) ... named Kansas City Star All-Metro team and Eastern Jackson County/Independence Examiner Player of the Year ... finalist for the DiRenna Award (given to the best player in Kansas City)... member of the Missouri Coaches Academic All-State Team ... led Lee's Summit to a third-place state finish as a senior ... selected to the All-Missouri All-Star Game ... graduated high school with a 4.1 GPA.

**Personal:** David Jeffrey Kravish... born Sept. 12, 1992, in Joliet, Ill.... parents are Dave and Debra Kravish ... has one brother, Aaron (19) ... played for the Spiece Mo-Kan Elite basketball club ... considering med school.

**2011-12 GAME-BY-GAME**

Opponent	Min	Fg-a	3p-a	Ft-a	Reb	Pf	Ast	To	Blk	Stl	Pts
UC Irvine	15	1-3	0-0	0-0	7	1	1	1	1	0	2
George Washington	24	2-4	0-0	1-2	9	1	0	1	1	0	5
Austin Peay	23	6-7	0-0	0-0	3	1	0	1	1	0	12
vs. Georgia	23	3-6	0-0	0-0	8	1	0	1	2	0	6
vs. Missouri	22	3-5	0-0	0-0	5	2	0	0	0	0	6
Denver	11	1-2	0-0	0-0	2	0	0	0	2	0	2
McNeese State	15	0-1	0-0	0-0	2	2	0	1	0	0	0
at San Diego State	26	4-4	0-0	0-0	6	5	0	0	2	0	8
San Jose State	28	4-8	0-0	1-1	10	1	1	2	3	0	9
Jackson State	19	0-3	0-0	1-2	3	3	0	1	0	0	1
Weber State	24	2-3	0-0	2-2	11	2	0	1	1	1	6
UC Santa Barbara	34	3-7	0-0	1-1	9	2	0	0	2	3	7
at UNLV	23	4-7	0-0	0-1	7	3	0	0	1	1	8
USC	29	2-5	0-0	0-0	5	4	0	1	1	0	4
UCLA	32	6-7	0-0	1-2	1	2	1	1	1	0	13
at Oregon State	33	4-6	0-0	2-2	4	2	3	0	1	2	10
at Oregon	30	1-2	0-0	0-0	6	3	1	1	2	2	2
Colorado	26	3-5	0-0	0-0	7	2	0	0	3	0	6
Utah	18	1-3	0-0	0-0	2	1	0	1	0	1	2

at Washington	20	0-1	0-0	4-4	1	2	1	3	1	0	4
at Washington State	26	4-5	0-0	3-4	3	1	1	1	1	0	11
Stanford	25	3-5	0-0	0-1	4	4	0	1	1	0	6
Arizona	21	1-2	0-0	0-0	4	3	2	1	2	0	2
Arizona State	18	2-3	0-0	2-2	1	2	1	0	0	0	6
at USC	33	3-6	0-0	0-1	18	3	1	2	0	0	6
at UCLA	15	3-4	9-9	3-3	6	5	0	0	0	0	9
Oregon	26	5-6	0-0	3-7	8	3	0	2	0	0	13
Oregon State	39	8-12	0-0	1-3	7	1	1	0	3	0	17
at Utah	31	5-10	0-0	1-2	6	3	0	0	4	0	11
at Colorado	28	3-5	0-0	3-4	5	4	1	3	1	0	9
at Stanford	26	5-10	0-0	3-5	8	0	2	1	0	0	13
vs. Stanford	27	3-4	0-0	4-4	5	4	1	1	3	0	10
vs. Colorado	31	2-2	0-0	2-2	5	3	0	1	2	0	6
vs. South Florida	13	1-2	0-0	0-0	2	1	0	0	0	0	2

## 2012-13 GAME-BY-GAME

Opponent	Min	Fg-a	3p-a	Ft-a	Reb	Pf	Ast	To	Blk	Stl	Pts
CSU Bakersfield	27	1-2	0-0	2-2	9	0	1	3	3	0	4
Pepperdine	25	0-7	0-0	0-0	7	3	2	0	1	0	0
Denver	31	5-9	0-0	1-1	12	4	1	0	0	0	11
Drake	38	2-8	0-0	2-4	6	4	0	1	1	1	6
Georgia Tech	28	4-6	0-0	1-2	8	1	1	1	0	0	9
Pacific	33	2-5	0-0	1-1	10	3	3	2	1	2	5
Wisconsin	30	3-6	0-0	0-1	4	3	0	1	1	2	6
UNLV	28	4-6	0-0	1-2	7	2	1	0	2	0	9
Creighton	30	3-7	0-0	1-1	13	3	1	1	3	0	7
UC Santa Barbara	24	5-8	0-0	0-0	4	0	1	2	0	0	10
Prairie View A&M	21	2-6	0-0	1-2	4	2	2	0	2	0	5
Harvard	34	6-9	0-0	0-0	6	4	0	1	2	3	12
UCLA	35	4-9	0-1	1-2	12	4	2	1	1	0	9
USC	35	3-6	0-0	3-4	7	1	0	0	3	0	9
Washington	29	7-10	0-0	0-0	5	1	0	1	4	1	14
Washington State	25	2-4	0-0	2-2	5	5	2	5	3	0	6
Stanford	37	6-12	0-0	2-2	9	5	0	0	1	0	14
Utah	25	2-8	0-0	1-2	5	4	1	1	1	2	5
Colorado	19	3-7	0-0	0-0	1	3	0	0	0	1	6
Oregon State	28	6-8	0-0	0-0	5	4	3	3	1	0	12
Oregon	35	4-13	0-0	0-0	8	3	2	1	2	2	8
Arizona State	35	3-5	0-0	0-0	1	0	0	1	1	2	6
Arizona	33	4-7	0-0	0-0	6	3	1	1	2	0	8
UCLA	35	8-11	0-0	2-4	13	0	1	0	2	1	18
USC	38	3-7	0-0	4-4	9	2	1	1	3	0	10
Oregon	33	1-5	0-0	0-0	7	3	1	0	2	1	2
Oregon State	33	3-7	0-0	0-0	4	3	1	0	3	2	6
Utah	23	3-3	0-0	0-0	4	1	0	1	4	2	6
Colorado	37	6-9	0-0	2-2	11	1	0	1	5	1	14
Stanford	38	4-6	0-0	0-2	8	1	0	0	2	0	8
Utah	32	3-6	0-0	0-0	4	2	0	0	2	0	6
UNLV	35	3-8	0-0	0-0	9	4	2	1	3	2	6
Syracuse	21	1-3	0-0	2-2	6	3	3	2	1	2	4



## CAREER STATISTICS

Year	G-Gs	Min	Fg-Fga	Pct	3p-3pa	Pct	Ft-Fta	Pct	Reb	Avg	Pf	Ast	To	Blk	St	Tp	Avg
2012	34-24	834	98-165	.594	0-0	.000	38-55	.691	190	5.6	77	18	29	41	10	234	6.9
2013	33-33	1010	116-233	.498	0-1	.000	29-42	.690	229	6.9	82	33	32	63	26	261	7.9
<b>Totals</b>	<b>67-57</b>	<b>1844</b>	<b>214-398</b>	<b>.538</b>	<b>0-1</b>	<b>.000</b>	<b>67-97</b>	<b>.691</b>	<b>419</b>	<b>6.3</b>	<b>159</b>	<b>51</b>	<b>61</b>	<b>104</b>	<b>36</b>	<b>495</b>	<b>7.4</b>

## PAC-12 STATISTICS

Year	G-Gs	Min	Fg-Fga	Pct	3p-3pa	Pct	Ft-Fta	Pct	Reb	Avg	Pf	Ast	To	Blk	St	Tp	Avg
2012	18-18	476	59-97	.608	0-0	.000	26-40	.650	96	5.3	45	15	18	20	5	144	8.0
2013	18-18	573	72-137	.526	0-1	.000	17-24	.708	120	6.7	44	15	17	40	15	161	8.9
<b>Totals</b>	<b>36-36</b>	<b>1049</b>	<b>131-234</b>	<b>.560</b>	<b>0-1</b>	<b>.000</b>	<b>43-64</b>	<b>.672</b>	<b>216</b>	<b>6.0</b>	<b>89</b>	<b>30</b>	<b>35</b>	<b>60</b>	<b>20</b>	<b>305</b>	<b>8.5</b>

## CAREER HIGHS

Points:	18	vs. UCLA, Feb. 14, 2013
Rebounds:	18	at USC, Feb. 9, 2012
Blocks:	5	vs. Colorado, March 2, 2013
Assists:	3	four times, last vs. Syracuse, March 23, 2013
Steals:	3	twice, last vs. Harvard, Dec. 29, 2012

# RICKY KREKLOW

**Position** ..... Guard  
**Height** ..... 6-6  
**Weight** ..... 210  
**Year** ..... Redshirt Junior  
**Experience** ..... 1V/TR (Missouri)  
**Hometown** ..... Columbia, Mo.  
**High School** ..... Rock Bridge

24



**Redshirt Sophomore (2012-13):** Was limited to nine games as he continued to recover from off-season surgery on his right foot ... played in just four non-conference games while working his way back ... made Cal debut vs. Pepperdine (3 points in 17 minutes) and followed that up with 10 points and six rebounds in 28 minutes at Denver ... aggravated right foot in pre-game drills against Drake (Nov. 22) and was sidelined for five games ... played 18 minutes vs. UCSB with five points, six assists ... aggravated right foot a second time in Pac-12 season opener at UCLA (Jan. 3) and was forced to miss 16 games before returning for the regular-season finale against Stanford (March 6) ... played 13 minutes against the Cardinal with two rebounds, one assist and one steal ... totaled six points, six rebounds and five assists in 53 total minutes over Cal's three postseason games against Utah, UNLV and No. 16 Syracuse.

**Sophomore (2011-12):** Sat out the season as per NCAA transfer rules after transferring from Missouri.

**Freshman (2010-11):** Played in 32 games as a true freshman and averaged 2.1 points and 1.3 rebounds in 9.8 minutes per game ... finished his freshman campaign off by scoring three points in 12 minutes in NCAA Tournament game vs. Cincinnati ... twice topped double figures, initially with 11 points on 4-of-4 shooting and 3-of-3 three-point shooting vs. Central Arkansas ... recorded first career double-double vs. North Alabama with 10 boards and 10 boards ... had four games with multiple steals, including a career-high four steals in eight minutes vs. Nebraska ... scored seven points in back-to-back Big 12 games at home vs. Oklahoma and Texas Tech.

**High School:** Standout for Rock Bridge High School in Columbia, Mo., twice earning all-state honors and helping Rock Bridge to the state playoffs each of his seasons on varsity ... three-year varsity letterwinner at Rock Bridge ... averaged 16.8 points, 6.0 rebounds, 2.2 steals and 3.5 assists for the 20-6 Bruins as a senior ... connected on 73-of-201 triples in 2009-10 (.363) and finished his high school tenure with 1,108 points en route to back-to-back all-state honors ... named Mr. Show-Me Basketball in the state of Missouri in 2010 ... also named to the MBCA All-Star Team ... a Missouri Basketball Coaches Association all-state performer as a junior as well ... averaged better than 14 points for the 28-3 Bruins, who finished third in the Missouri Class 5A state finals ... selected MVP of the Demetrius Johnson All-Star Game in June after scoring 25 points on 9-of-13 shooting, including 6-of-9 shooting from three-point range.

**Personal:** Wayne Richard Kreklow, Jr. ... parents are Wayne and Susan... father was an All-American basketball player at Drake in 1980 and was a member of the World Champion Boston Celtics in 1980-81 ... father is head coach of the Missouri Volleyball team and mother is former head coach at Missouri and current Director of Volleyball Operations.

## 2012-13 GAME-BY-GAME

Opponent	Min	Fg-a	3p-a	Ft-a	Reb	Pf	Ast	To	Blk	Stl	Pts
Pepperdine	17	1-4	1-4	0-0	4	2	2	0	0	3	3
Denver	28	1-4	0-2	8-10	6	2	3	1	2	0	10
Creighton	15	1-3	1-2	1-2	2	5	0	0	0	0	4
UC Santa Barbara	18	2-5	1-3	0-0	1	1	6	1	0	0	5
UCLA	9	0-1	0-0	0-0	0	0	2	1	0	0	0
Stanford	13	0-3	0-0	0-0	2	2	1	1	0	1	0
Utah	18	2-4	2-3	0-0	2	3	0	2	0	0	6
UNLV	14	0-3	0-2	0-0	1	2	1	3	0	0	0
Syracuse	21	0-3	0-2	0-0	3	4	2	3	0	1	0



**CAREER STATISTICS**

Year	G-Gs	Min	Fg-Fga	Pct	3p-3pa	Pct	Ft-Fta	Pct	Reb	Avg	Pf	Ast	To	Blk	St	Tp	Avg
2011 (Mo.)	32-0	315	22-64	.344	13-46	.283	10-17	.588	42	1.3	38	16	27	1	19	67	2.1
2013	9-0	153	7-30	.233	5-18	.278	9-12	.750	21	2.3	21	17	12	2	5	28	3.1
<b>Totals</b>	<b>41-0</b>	<b>468</b>	<b>29-94</b>	<b>.309</b>	<b>18-64</b>	<b>.281</b>	<b>19-29</b>	<b>.655</b>	<b>63</b>	<b>1.5</b>	<b>59</b>	<b>33</b>	<b>39</b>	<b>3</b>	<b>24</b>	<b>95</b>	<b>2.3</b>

**PAC-12 STATISTICS**

Year	G-Gs	Min	Fg-Fga	Pct	3p-3pa	Pct	Ft-Fta	Pct	Reb	Avg	Pf	Ast	To	Blk	St	Tp	Avg
2013	2-0	22	0-4	.000	0-0	.000	0-0	.000	2	1.0	2	3	2	0	1	0	0.0

**CAREER HIGHS**

Points: ..... 11 ..... vs. Central Arkansas, Dec. 18, 2010  
 Rebounds: ..... 10 ..... vs. North Alabama, Jan. 5, 2011  
 Assists: ..... 6 ..... vs. UCSB, Dec. 18, 2012  
 Blocks: ..... 2 ..... at Denver, Nov. 16, 2012  
 Steals: ..... 4 ..... vs. Nebraska, Jan. 12, 2011

# CHRISTIAN BEHRENS

*Position* ..... *Forward*  
*Height* ..... *6-9*  
*Weight*..... *225*  
*Year*.....*Redshirt Sophomore*  
*Experience* ..... *1V*  
*Hometown* ..... *Maple Valley, Wash.*  
*High School*..... *Tahoma*

14



**Sophomore (2012-13):** Appeared in seven of the first 11 games before undergoing season-ending knee surgery in December ... saw his minutes increase prior to injury, totaling 23 minutes and four points over his last two games of the season ... recorded season-best four rebounds in season-long 12 minutes of action against UC Santa Barbara.

**Freshman (2011-12):** Appeared in nine games as a freshman, including seven Pac-12 contests ... finished with 10 points on the season ... scored first career points in third career game at Utah with four points on 1-for-1 shooting from the field and 2-for-2 from the free throw line to go along with a season-best three rebounds ... also tallied four points on 2-for-3 shooting at USC ... played a season-high eight minutes against Arizona State ... appeared in Cal's NCAA Tournament first-round game against South Florida.

**High School:** Named to the 2011 All-State and All-4A teams... selected to the South Puget Sound League all-league team in 2009 and 2011 ... one of the top recruits out of the state of Washington ... served as a team captain for three seasons at Tahoma HS (2009-11)... named Tahoma High School's Athlete of the Year as a senior ... named 2010 Most Inspirational Player ... led team in rebounds all four years ... led team in assists as a sophomore ... as a senior, averaged 22 points, 10.5 rebounds, 2.5 assists, 2.5 blocks, and 1.1 steals per game while holding 48-percent field-goal accuracy and 37-percent three-point percentage ... served on leadership team at Tahoma HS.

**Personal:** Christian Montaque Behrens... born Dec. 14, 1992, in Renton, Wash .... mother is Andrea Behrens ... played for the Seattle Rotary club team ... has a 30-inch vertical and 80-inch wingspan.



## 2011-12 GAME-BY-GAME

Opponent	Min	Fg-a	3p-a	Ft-a	Reb	Pf	Ast	To	Blk	Stl	Pts
at UNLV	3	0-0	0-0	0-2	0	0	0	0	1	0	0
USC	5	0-1	0-0	0-0	1	0	0	0	0	0	0
Utah	4	1-1	0-0	2-2	3	0	0	0	0	0	4
Stanford	6	1-2	0-0	0-1	2	0	0	0	0	0	2
Arizona	4	0-1	0-0	0-0	1	0	0	0	0	0	0
Arizona State	8	0-1	0-0	0-0	0	2	0	0	0	0	0
at USC	6	2-3	0-0	0-0	2	0	0	1	0	0	4
at UCLA	2	0-0	0-0	0-0	0	0	0	0	0	0	0
vs. South Florida	3	0-1	0-0	0-0	0	0	0	0	0	0	0

## 2012-13 GAME-BY-GAME

Opponent	Min	Fg-a	3p-a	Ft-a	Reb	Pf	Ast	To	Blk	Stl	Pts
CSU Bakersfield	11	0-1	0-0	0-2	1	0	0	1	0	0	0
Pepperdine	9	0-1	0-0	1-3	2	1	0	1	0	0	1
Pacific	3	0-0	0-0	0-1	0	0	0	0	0	0	0
Wisconsin	6	0-0	0-0	0-0	1	1	0	0	0	0	0
Creighton	2	0-0	0-0	0-0	1	0	0	0	0	0	0
UC Santa Barbara	12	1-3	0-0	0-0	4	0	0	0	0	1	2
Prairie View A&M	11	1-1	0-0	0-0	2	2	0	0	0	0	2



## CAREER STATISTICS

Year	G-Gs	Min	Fg-Fga	Pct	3p-3pa	Pct	Ft-Fta	Pct	Reb	Avg	Pf	Ast	To	Blk	St	Tp	Avg
2012	9-0	41	4-10	.400	0-0	.000	2-5	.400	9	1.0	2	0	1	0	0	10	1.1
2013	7-0	53	2-6	.333	0-0	.000	1-6	.167	11	1.6	4	0	2	0	1	5	0.7
<b>Totals</b>	<b>16-0</b>	<b>94</b>	<b>6-16</b>	<b>.375</b>	<b>0-0</b>	<b>.000</b>	<b>3-11</b>	<b>.273</b>	<b>20</b>	<b>1.3</b>	<b>6</b>	<b>0</b>	<b>3</b>	<b>0</b>	<b>1</b>	<b>15</b>	<b>0.9</b>

## PAC-12 STATISTICS

Year	G-Gs	Min	Fg-Fga	Pct	3p-3pa	Pct	Ft-Fta	Pct	Reb	Avg	Pf	Ast	To	Blk	St	Tp	Avg
2012	7-0	35	4-9	.444	0-0	.000	2-3	.667	9	1.3	2	0	1	0	0	10	1.4
2013																	DNP

## CAREER HIGHS

Points: ..... 4 ..... twice, last at USC, Feb. 9, 2012  
 Rebounds: ..... 4 ..... vs. UCSB, Dec. 18, 2012  
 Blocks: ..... 1 ..... at UNLV, Dec. 23, 2011

# GARRETT GALVIN

**Position** ..... Guard  
**Height** ..... 6-4  
**Weight** ..... 198  
**Year** ..... Sophomore  
**Experience** ..... 1V  
**Hometown** ..... Rancho Santa Fe, Calif.  
**High School** ..... Torrey Pines

10



**Freshman (2012-13):** Appeared in three games, vs. Prairie View A&M, at Wisconsin (collegiate debut) and vs. Utah ... totaled six minutes on the season ... lone shot attempt came against Prairie View A&M.

**High School:** Standout at Torrey Pines High School for head coach John Olive ... averaged 19 points, six rebounds and three assists per game for the Falcons as a senior ... poured in a career-high 33 points against Harvard Westlake during senior season ... led Torrey Pines to the California Interscholastic Federation (CIF) Division I sectional championship in San Diego as a senior and the finals as a junior ... two-time MVP and team captain ... second team All-CIF selection and North County All-Star Game participant as a senior ... a member of the Irish National Team.

**Personal:** Born Feb. 2, 1994 ... parents are Patrick and Helen Galvin ... youngest of four children (Barry, Ronan and Patrick) ... plans to major in economics.

**2012-13 GAME-BY-GAME**

Opponent	Min	Fg-a	3p-a	Ft-a	Reb	Pf	Ast	To	Blk	Stl	Pts
Wisconsin	1	0-0	0-0	0-0	0	0	0	0	0	0	0
Prairie View A&M	3	0-1	0-0	0-0	0	1	0	1	0	0	0
Utah	2	0-0	0-0	0-0	0	0	0	0	0	0	0

**CAREER STATISTICS**

Year	G-Gs	Min	Fg-Fga	Pct	3p-3pa	Pct	Ft-Fta	Pct	Reb	Avg	Pf	Ast	To	Blk	St	Tp	Avg
2013	3-0	6	0-1	.000	0-0	.000	0-0	.000	0	0.0	1	0	0	0	0	0	0.0

**PAC-12 STATISTICS**

Year	G-Gs	Min	Fg-Fga	Pct	3p-3pa	Pct	Ft-Fta	Pct	Reb	Avg	Pf	Ast	To	Blk	St	Tp	Avg
2013	1-0	2	0-0	.000	0-0	.000	0-0	.000	0	0.0	0	0	0	0	0	0	0.0

# KAHLIL JOHNSON

**Position** ..... *Forward*  
**Height** ..... *6-7*  
**Weight**..... *206*  
**Year**..... *Sophomore*  
**Experience** ..... *1V*  
**Hometown** ..... *Los Angeles, Calif.*  
**High School**.....*Price*

20



**Freshman (2012-13):** Played in six contests, vs. CSU Bakersfield, Pepperdine, at Wisconsin, vs. Prairie View A&M (one point and two rebounds), Harvard and against Utah ... scored first career points against Pepperdine ... made collegiate debut in season opener vs. CSU Bakersfield ... recorded one rebound in four minutes ... posted season-high three points in limited action at Wisconsin.

**High School:** Averaged 16 ppg. for Price High School and head coach Michael Lynch as a power forward his senior season ... led the Knights to a 26-9 overall record and an appearance in the Division IV CIF championship game ... scored 26 points and collected 10 rebounds to lead Price to a 73-66 victory over Serra in the Southern Regional final and 17 points in the title game against Salesian ... transferred to Price HS for senior year in 2011-12 after three seasons at Pacific Palisades HS ... averaged 8.2 points and 5.8 rebounds per contest at Palisades ... member of scholastic academic honor roll.

**Personal:** Born Sept. 8, 1994 ... parents are Jennifer Gordon and Dave Johnson ... has two brothers, Omari (Oregon State) and Shakir (Metropolitan State College of Denver) who played collegiate basketball ... mother played basketball at Florida Tech and father played basketball at Shaw ... undecided on a major.

**2012-13 GAME-BY-GAME**

Opponent	Min	Fg-a	3p-a	Ft-a	Reb	Pf	Ast	To	Blk	Stl	Pts
CSU Bakersfield	4	0-1	0-0	0-0	1	0	0	1	0	0	0
Pepperdine	3	1-1	0-0	0-0	1	0	0	0	0	0	2
Wisconsin	1	1-1	1-1	0-0	0	0	0	0	0	0	3
Prairie View A&M	5	0-1	0-1	1-2	2	0	0	2	0	0	1
Harvard	3	0-0	0-0	0-0	0	1	0	1	0	0	0
Utah	1	0-2	0-1	0-0	1	1	0	0	0	0	0

**CAREER STATISTICS**

Year	G-Gs	Min	Fg-Fga	Pct	3p-3pa	Pct	Ft-Fta	Pct	Reb	Avg	Pf	Ast	To	Blk	St	Tp	Avg
2013	6-0	17	2-6	.333	1-3	.333	1-2	.500	5	0.8	2	0	4	0	0	6	1.0

**PAC-12 STATISTICS**

Year	G-Gs	Min	Fg-Fga	Pct	3p-3pa	Pct	Ft-Fta	Pct	Reb	Avg	Pf	Ast	To	Blk	St	Tp	Avg
2013	1-0	1	0-2	.000	0-1	.000	0-0	.000	1	1.0	1	0	0	0	0	0	0.0

**CAREER HIGHS**

**Points:** ..... 3 ..... at Wisconsin, Dec. 2, 2012  
**Rebounds:** ..... 2 ..... vs. Prairie View A&M, Dec. 22, 2012

# TYRONE WALLACE

*Position* ..... *Guard*  
*Height* ..... *6-5*  
*Weight*..... *190*  
*Year*..... *Sophomore*  
*Experience* ..... *1V*  
*Hometown* ..... *Bakersfield, Calif.*  
*High School*..... *Bakersfield*

**Freshman (2012-13):** Lone freshman to play in all 33 games ... inserted into starting lineup the 10th game of the season ... played 20 minutes or more in 30 games ... posted a pair of double-doubles on the year (career-high tying 16 points and a career-best 11 rebounds vs. Colorado; 10 points and 10 rebounds vs. UC Santa Barbara) ... UC Santa Barbara game was first career start ... seven points, six assists, career-high four blocks, three steals and three rebounds in win over UCLA ... 11 points, three assists, two blocks and two steals at Oregon State ... matched career-high with 16 points and three steals at Arizona State ... career-best three steals to go along with 12 points in 38 minutes vs. No. 10 Oregon ... career-high eight assists to go with 12 points at Utah ... career-high 16 points with six rebounds vs. Washington State ... collected 10 rebounds to go along with eight points vs. No. 13 Creighton and posted 13 points vs. No. 18 UNLV.


**High School:** Rated the 13th best point guard in the nation by Rivals.com and the 15th best at his position by Scout.com ... ESPN.com rated Wallace the 27th best point guard in the nation ... ranked the 78th best overall prospect in the country by Rivals.com and 87th overall by Rivals.com ... two-time Bakersfield Californian Player of the Year for Bakersfield High School and head coach Greg Burt ... Bakersfield's all-time scoring leader with 1,767 career points ... Led Drillers to a 20-9 record as a senior .... Second Team All-CIF selection by ESPNHS ... averaged 22.2 points, 8.1 rebounds, 3.2 steals and 1.7 assists per game for the Drillers, who were 24-5 and reached the Central Section semifinals ... hit game-winning three-pointer at the buzzer to lift Bakersfield to the Kern Schools Shootout title with a victory over Liberty HS.

**Personal:** Born June 10, 1994 ... parents are Tyrone and Michelle Wallace ... has a younger brother (Da'zion Wallace) and younger sister (Diamond Wallace) as well as an older brother (Ryan Carolina) ... undecided on a major.



## 2012-13 GAME-BY-GAME

Opponent	Min	Fg-a	3p-a	Ft-a	Reb	Pf	Ast	To	Blk	Stl	Pts
CSU Bakersfield	23	2-5	1-3	1-2	5	3	3	3	0	0	6
Pepperdine	17	1-1	0-0	0-0	0	0	2	0	0	0	2
Denver	10	0-1	0-0	0-0	2	0	0	0	0	0	0
Drake	23	4-7	1-3	0-0	7	2	3	2	0	1	9
Georgia Tech	30	3-6	1-4	4-7	5	3	1	2	1	0	11
Pacific	21	1-2	0-1	2-2	3	2	4	2	0	0	4
Wisconsin	27	0-6	0-1	3-6	5	3	3	3	1	2	3
UNLV	25	5-8	0-1	3-5	2	2	2	0	0	1	13
Creighton	27	3-10	0-2	2-3	10	5	0	2	2	0	8
UC Santa Barbara	26	3-10	2-4	2-3	10	2	4	1	0	2	10
Prairie View A&M	30	1-7	1-4	2-2	3	1	5	4	0	0	5
Harvard	34	0-4	0-1	0-0	7	1	4	3	1	0	0
UCLA	27	4-9	0-4	0-0	8	4	2	0	0	0	8
USC	38	3-7	2-3	2-4	4	1	3	3	1	2	10
Washington	29	0-4	0-1	0-4	3	3	1	1	0	0	0
Washington State	28	4-8	1-4	7-11	6	1	1	1	1	0	16
Stanford	35	2-11	2-5	0-1	5	5	1	3	0	0	6
Utah	34	4-15	1-7	3-6	4	2	8	2	2	1	12
Colorado	32	2-6	1-3	2-5	5	5	3	1	0	3	7
Oregon State	14	1-3	0-2	0-0	0	3	5	0	0	0	2
Oregon	38	3-10	3-7	3-4	2	2	1	2	0	3	12
Arizona State	31	7-11	1-2	1-2	8	5	1	4	0	3	16
Arizona	34	2-8	1-4	0-0	4	2	7	0	0	0	5
UCLA	34	3-13	0-3	1-2	3	2	6	1	4	3	7
USC	27	2-8	0-5	0-0	4	2	2	2	0	0	4
Oregon	31	2-5	0-0	0-0	2	4	1	2	1	0	4
Oregon State	27	5-12	1-4	0-0	1	0	3	2	2	2	11
Utah	29	5-14	1-5	0-0	5	0	3	2	0	1	11
Colorado	38	8-12	0-1	0-0	11	0	1	2	0	1	16
Stanford	27	1-7	0-3	0-0	2	5	1	1	0	1	2
Utah	26	1-8	0-2	0-0	5	3	0	3	0	0	2
UNLV	31	1-6	0-1	1-4	4	2	4	0	0	0	3
Syracuse	28	5-13	2-8	0-0	1	4	2	2	0	0	12



## CAREER STATISTICS

Year	G-Gs	Min	Fg-Fga	Pct	3p-3pa	Pct	Ft-Fta	Pct	Reb	Avg	Pf	Ast	To	Blk	St	Tp	Avg
2013	33-23	931	88-257	.342	22-98	.224	39-73	.534	146	4.4	79	87	56	16	26	237	7.2

## PAC-12 STATISTICS


Year	G-Gs	Min	Fg-Fga	Pct	3p-3pa	Pct	Ft-Fta	Pct	Reb	Avg	Pf	Ast	To	Blk	St	Tp	Avg
2013	18-17	553	58-163	.356	14-63	.222	19-39	.487	77	4.3	46	50	29	11	20	149	8.3

## CAREER HIGHS

Points:	16	three times, last vs. Colorado March 2, 2013
Rebounds:	11	vs. Colorado March 2, 2013
Assists:	8	at Utah, Jan. 24, 2013
Blocks:	4	vs. UCLA, Feb. 14, 2013
Steals:	3	four times, last vs. UCLA, Feb. 14, 2013

# JABARI BIRD

**Position** ..... Guard  
**Height** ..... 6-6  
**Weight**..... 190  
**Year**..... Freshman  
**Experience** ..... HS  
**Hometown** ..... Richmond, Calif.  
**High School**..... Salesian



**High School:** McDonald's All-American ... played in McDonald's All-American game featuring the nation's 25-best scholastic student-athletes ... posted nine points, three rebounds and three assists in 13 minutes of action in the all-star contest ... a three-year standout guard who also played the small forward position at Salesian High School ... guided the Pride to a 100-8 record over his three seasons with the program ... two-time *Bay Area News Group* East Bay Player of the Year ... guided Pride to a No. 1 ranking in the state during his senior season... Salesian advanced to the Northern California Regional open Division semifinals in 2013 ... averaged 17.2 points, 6.8 rebounds and 2.6 assists per game for the Tri-County Athletic League and North Coast Section Division IV champions as a senior ... led Salesian to the Division IV state championship as a junior where he averaged 18.7 points and 4.8 rebounds ... ranked as the 15th-best prospect in the nation in the *CBSSports.com* Top 100 for 2013, the 20th-best prospect in the country by *Rivals.com* and 19th in his class on the *ESPN* Top 100 list ... a five-star prospect by both *Rivals.com* and *Scout.com*, the recruiting services ranked Bird at different positions - *Rivals.com* listed him as the sixth-best shooting guard in the country and *Scout.com* ranked him as the sixth-best small forward in the class of 2013 ... played for the Oakland Soldiers AAU squad where he led his team to the Peach Jam title in 2012, averaging 15.1 points in the eight games of the tournament ... also selected to compete in the Under Armour Elite 24 game.

**Personal:** Born July 3, 1994 ... parents are Carl and Tonya Bird ... father was a standout with the Golden Bears where he was voted the team's co-MVP after averaging 15.2 points during the 1975-76 season.

# JORDAN MATHEWS

**Position** ..... *Guard*  
**Height** ..... *6-4*  
**Weight**..... *200*  
**Year**..... *Freshman*  
**Experience** ..... *HS*  
**Hometown** ..... *Santa Monica, Calif.*  
**High School**..... *Santa Monica*



**High School:** Second team Cal-Hi Sports Division I All-State selection from Santa Monica High School ... four-star recruit, who was rated the 24th-best shooting guard and 85th overall prospect in the nation by *Rivals.com* ... ranked No. 77 on the *ESPN* Top 100 list and No. 33 at his position by the group ... named Most Valuable Player of the Ocean League his junior and senior season ... 2013 CIF Southern Section Division I Player of the Year ... averaged 24 points and 8.5 rebounds to lead Santa Monica to a school-record 29 wins (29-7) as a senior ... hit game-winning three-pointer with two seconds left to lift Vikings to a 53-50 victory over Los Angeles Loyola in the CIF Southern California Division I title game ... produced games of 37 and 41 points during three-game run into the Southern California title game ... averaged 22.4 points to lead Santa Monica to the Ocean League title and the third round of the CIF state tournament as a junior ... scored 42 points in a game during the Vikings' 20-9 season in 2012 ... played for the California Supreme AAU squad where he averaged 15.6 points per game in five contests at the Peach Jam tournament in the summer of 2012.

**Personal:** Born June 22, 1994 ... parents are Phil and Margie Mathews ... father, who was a two-year basketball standout for UC Irvine and has served as a basketball coach for more than four decades, was hired as the head coach of Riverside City College in Riverside, Calif. for the 2013-14 season.

# ROGER MOUTE A BIDIAS

*Position* ..... *Forward*  
*Height* ..... *6-7*  
*Weight*..... *200*  
*Year*..... *Freshman*  
*Experience* ..... *HS*  
*Hometown* ..... *Cameroon*  
*High School*..... *Notre Dame Prep (Mass.)*

12



**High School:** Native of Cameroon who began playing organized basketball in 2009 in his homeland before coming to the United States in 2010 ... 6-7 forward was a standout at Montverde Academy in Florida before completing his scholastic career at Notre Dame Prep in Fitchburg, Mass. ... averaged a double-double (10 points and 10 rebounds) in one season at Notre Dame Prep to help guide the Crusaders to the National Prep Championship semifinals ... helped lead Notre Dame Prep to a 78-76 victory over top-seeded Massanutten Military Academy in the quarterfinal-round, before a 65-62 defeat to eventual prep national champion Northfield Mount Hermon in the semifinals.

**Personal:** Born April 22, 1995 ... parents are Camille Moute a Bidias and Agnes Bertine Gofane a Ziem Eps Moute ... younger brother of former Division I standouts Luc Richard Mbah a Moute (UCLA) and Emmanuel Bidias a Moute (UCSB and Texas State-San Marcos) ... Luc Richard Mbah Moute was selected by Milwaukee in the 2008 NBA Draft where he averaged 6.9 points and 5.3 rebounds in his first three seasons with the Bucks.



# KAMERON ROOKS

**Position** ..... *Center*  
**Height** ..... *7-0*  
**Weight**..... *270*  
**Year**..... *Freshman*  
**Experience** ..... *HS*  
**Hometown** ..... *San Marcos, Calif.*  
**High School**..... *Mission Hills*

**High School:** A 7-0 center who starred at Mission Hills High School in San Marcos, Calif. ... Mission Hills' first ever California Interscholastic Federation Player of the year ... *San Diego Union-Tribune* 2013 Player of the Year ... also garnered First Team All-North County Conference and First-Team all-league laurels as a senior ... guided the Grizzlies to their first ever California Interscholastic Federation championship his senior season ... rated the 22nd-best center in the nation by *ESPN.com* ... averaged 17.9 points, 11 rebounds and 3.9 blocks per game, while shooting 65 percent from the field ... the Grizzlies set a school-record for wins in a season, finishing the 2012-13 campaign with a 29-5 overall record with Rooks leading the way ... selected to play in the San Diego County Basketball Coaches Association All-Star Game, where he scored 13 points for the north squad.

**Personal:** Born Feb. 22, 1995 ... parents are Sean Rooks and Susanne O'Brien ... has an older sister, Khayla Rooks ... father was a four-year standout at Arizona before being selected with the 30th overall pick of the 1992 NBA Draft ... he played 12 seasons in the NBA where he appeared in 749 games and scored nearly 5,000 points and collected nearly 3,000 rebounds.



# SAM SINGER

*Position* ..... *Guard*  
*Height* ..... *6-4*  
*Weight*..... *195*  
*Year*..... *Freshman*  
*Experience* ..... *HS*  
*Hometown* ..... *Miami, Fla.*  
*High School*..... *Ransom Everglades*

**High School:** Regarded as one of the top guard prospects in the state of Florida ... five-year standout point guard (joined the team while he was in eighth grade) out of Ransom Everglades School in Miami ... two year All-State selection by the Florida Association of Basketball Coaches, earning a spot on the 13-member 4A squad ... rated the No. 45 point guard in the nation by *ESPN.com* and the 90th overall prospect in the 2013 class by *247Sports.com* ... 1A-4A County Player of the year as a senior ... selected to participate in Florida's Senior Showcase All-Star Weekend, featuring many of the nation's top scholastic student-athletes ... averaged 27.3, 10.4 rebounds and 7.3 assists to lead the Raiders to the Class 4A state semifinals and a 27-3 record as a senior ... averaged 34.1 points per game and 7.7 assists per contest as a junior for Ransom Everglades ... posted a 21.4 points-per-game average as a sophomore to go along with 6.2 assists and 6.4 rebounds per contest ... played for the Gold Coast AAU squad as one of the team's top scorers.

**Personal:** Born Feb. 14, 1995 ... parents are Jani and Bob Singer ... has an older sister, Emily ... paternal grandfather, David Singer, was a point guard at the University of Florida, and his maternal grandfather, Stuart Kline, played center for the University of Pittsburgh football team.





# CALIFORNIA

2013-14 COACHING STAFF

# MIKE MONTGOMERY

*Head Coach*

*Long Beach State '68*

*Sixth Season at California*



One of college basketball's elite coaches, Mike Montgomery has led California to its winningest stretch in more than 50 years in his first five seasons at the helm of the Golden Bears.

Under Montgomery's leadership, Cal is the only team to have finished in the top four of the Pac-12 Conference standings OR win at least 10 league games in each of the last five seasons. The Bears have earned a postseason berth all five seasons, including three NCAA Tournament appearances in the last four years, under Montgomery.

Montgomery enters the 2013-14 season as the NCAA's ninth winningest active Division I head men's basketball coach with 656 career victories in 31 seasons of collegiate coaching. Montgomery owns 272 career Pac-12 victories and is just four wins shy of tying Oregon State's Slat Gill as the third-winningest coach in conference history after passing Washington's Hec Edmundson in 2013.

The coaching icon owns a 657-302 (.685) record at the college level. He was 393-167 (.702) over 18 years at Stanford from 1987-2004 and 155-76 (.671) during the previous eight seasons at Montana. In five years at Cal, Montgomery is 109-59 (.649). Overall, 30 of his 31 teams have posted winning records.

Three Golden Bears have been voted the Pac-12 Player of the Year in the past four seasons after junior Allen Crabbe captured the honor in 2013. He joined 2012 Pac-12 Player of the Year and Defensive Player of the Year, Jorge Gutierrez, Crabbe, the 2011 Pac-10 Freshman of the Year, and 2010 Pac-10 Player of the Year Jerome Randle as major award winners in Montgomery's first five seasons in Berkeley. Cal has had multiple representatives on the all-conference squad in

each of Montgomery's five seasons, including Crabbe and fellow junior Justin Cobbs in 2013.

Under Montgomery, Crabbe continued to develop his game, becoming one of the nation's premier players at his position. Crabbe captured



## THE MONTGOMERY FILE

Birthdate ..... Feb. 27, 1947  
 Hometown ..... Long Beach, Calif.  
 College ..... Long Beach State '68  
     Bachelor's in physical education  
     Colorado State '76  
     Master's in physical education  
 Family ..... wife, Sarah  
                     children, John and Anne

## COACHING HISTORY

2008-present .... California ..... Head Coach  
 2004-06 ..... Golden State Warriors ..... Head Coach  
 1986-04 ..... Stanford ..... Head Coach  
 1978-86 ..... Montana ..... Head Coach  
 1973-76 ..... Boise State ..... Assistant Coach  
 1972-73 ..... Florida ..... Assistant Coach  
 1971-72 ..... The Citadel ..... Assistant Coach  
 1970-71 ..... Colorado State ..... Assistant Coach  
 1969-70 ..... U.S. Coast Guard Academy ..... Assistant Coach



the Pac-12 regular-season scoring title and was named a Third Team All-American by the National Association of Basketball Coaches and The Sporting News in 2013. He was selected with the 31st overall pick of the 2013 NBA Draft.

The Bears captured their first conference championship in 50 years in 2010 and placed second in the league each of the past two seasons.

After being rewarded with a contract extension by Director of Athletics Sandy Barbour prior to the 2012-13 season, Montgomery guided Cal to a 21-win campaign, a second-place conference finish, and the third round of the NCAA Tournament. The 12-seeded Bears defeated fifth-seeded UNLV in the second round of the NCAA's, falling to fourth-seeded and eventual Final Four participant Syracuse in the third round in San Jose.

A four-time Pac-10 Coach of the Year and recipient of a John R. Wooden "Legends of Coaching" Lifetime Achievement Award, Montgomery brought a proven record of success to Berkeley following successful tenures coaching at Stanford and Montana, and a stint as the head coach of the Golden State Warriors in the NBA. He has totaled 23 postseason appearances, claimed five conference championships and reached the Final Four of the NCAA Tournament. Montgomery became the seventh active NCAA head coach to reach 600 Division I wins during the 2010-11 season.

"Throughout his years as a head coach, Coach Montgomery has established that he understands what it takes to develop a basketball program that will compete consistently with the nation's top teams," Director of Athletics Sandy Barbour said. "He has demonstrated a clear commitment to the development of student-athletes both academically and socially. He has an impeccable reputation in the industry and is recognized as a leader in the men's basketball community."

In his first season coaching the Bears in 2008-09, Montgomery took a team that was predicted to come in eighth in the Pac-10 pre-season media poll and guided Cal to a third-place finish in the conference. Montgomery also helped Jerome Randle and Patrick Christopher earn All-Pac-10 first-team honors in 2009 and 2010. Under Montgomery's guidance, Randle won Pac-10 Player of the Year honors in 2010.

Montgomery took a relatively new team that was picked to finish in the lower half of the Pac-10 in 2010-11 and led the Bears to a tie for fourth place in the conference and first-round victory over Mississippi in the National Invitational Tournament.


Guided by Gutierrez and fellow senior all-conference standout Harper Kamp, Cal collected 24 victories and finished second in the conference in 2011-12.

During his tenure at Stanford, Montgomery led the Cardinal to 12 NCAA Tournament bids - including the 1998 Final Four - four NIT selections, four regular-season Pac-10 titles and the 2004 Pac-10 Tournament crown. His players earned first-team All-Pac-10 laurels 27 times and first or second team Pac-10 All-Academic notice on 25 occasions, more than double that of any other school during his years with the Cardinal.

Following the 2003-04 season, Montgomery left Stanford to become the head coach of the NBA's Golden State Warriors, where he compiled a 68-96 record in two seasons. He then served as an assistant to the athletic director at Stanford and worked as a television commentator for two years before accepting the offer to coach at Cal. During Montgomery's career at Stanford, the Cardinal registered at least 30 wins three times, including a school-record 31 victories in 2000-01. The 1997-98 and 2003-04 teams both finished with 30 wins. Stanford reached the 20-win mark on 13 occasions under his guidance, including each of his last 10 seasons.

Those 20-victory years corresponded with an NCAA Tournament invitation each time, highlighted by a trip to the 1998 NCAA Final Four in San Antonio, Texas. The third-seeded Cardinal finished the season with a 30-5 record after losing to second-seeded Kentucky, 86-85, in the NCAA semifinals. While coaching on The Farm, Montgomery garnered an assortment of honors, including the prestigious John R. Wooden "Legends of Coaching" Lifetime Achievement Award in 2004. The Long Beach, Calif., native was tabbed the Sports Illustrated National Coach of the Year in 2000 and the Naismith and Basketball Times Coach of the Year in '04. In addition, he has been honored as the Pac-10 Coach of the Year in 1999, 2000, 2003 and 2004.

Montgomery received the John R. Wooden "Legends of Coaching" Lifetime Achievement Award in 2004, following Dean Smith of North Carolina (1999), Mike Krzyzewski of Duke (2000), Lute Olson of Arizona (2001), Denny Crum of Louisville (2002) and Roy Williams then of Kansas (2003). The award recognizes coaches who exemplify Coach Wooden's high standards of coaching success and personal accolades. When selecting the individual, the Wooden Award Committee considers character, coaching philosophy, graduation rate of student-athletes, success on the court and identification with the goals of the Wooden



Award. Three student-athletes under Montgomery's tutelage have been named Wooden All-Americans (Todd Lichti in 1989, Mark Madsen in 2000 and Casey Jacobsen in 2001).

While Stanford advanced to the 1998 NCAA Final Four, its 2000-01 team is also recognized as one of the best in Cardinal history. Montgomery guided the Cardinal to a 31-3 record, a third straight Pac-10 title and a spot in the Elite Eight of the NCAA Tournament. During the year, Stanford set or tied 13 Pac-10 and school records, including team marks for wins (31) and scoring average (83.2). The Cardinal led the nation in field goal percentage (51.1%) and ranked in the top eight in the country in six statistical categories.

Montgomery's teams have also been noted for their defense, with five of his final eight Stanford squads leading the Pac-10 in fewest points allowed, including the 1999-2000 team that surrendered just 59.7 ppg.

Inheriting a Stanford program that had not advanced to the NCAA Tournament since winning the national title in 1942, Montgomery quickly had the Cardinal on the winning track. In his second year on The Farm, he piloted his charges to a 21-12 mark and an NIT invitation, becoming the first Stanford men's basketball team in 46 years to reach postseason play. A year later, the Cardinal earned a bid to the NCAA Tournament, finishing with a 26-7 record.

Montgomery's expertise helped eight Stanford players move on to NBA careers as first-round draft choices: Curtis Borchardt, Jarron Collins, Jason Collins, Adam Keefe, Brevin Knight, Lichti, Madsen and Jacobsen.

Before helping Stanford's ascend to the national stage, Montgomery oversaw the Montana program for eight years (1978-86). His teams averaged 19 wins per year, never had a losing season and earned two NIT selections. Montgomery guided the Grizzlies to five runner-up finishes in the Big Sky Conference and won at least 20 games each of his last four seasons.

Prior to accepting the head position at Montana, Montgomery served as an assistant coach there for two years. While he was with the Grizzlies, the university had four players drafted by the NBA: John Schroeder, Derrick Pope, Marc Glass and Larry Krystkowiak.

In addition, Montgomery has been an assistant coach at the U.S. Coast Guard Academy, Colorado State, the Citadel, Florida and Boise State.

Montgomery's proven track record caught the attention of USA Basketball, and he has been a member of national team staffs on several

## MIKE MONTGOMERY'S YEAR-BY-YEAR RECORD

Year	Overall Record	Conference Record	Notes
<b>Montana</b>			
1978-79	14-13	7-7 (4th)	
1979-80	17-11	8-6 (3rd)	
1980-81	19-9	11-3 (T2nd)	
1981-82	17-10	10-4 (2nd)	
1982-83	22-7	9-5 (T3rd)	
1983-84	23-7	9-5 (2nd)	
1984-85	22-8	10-4 (2nd)	NIT First Round
1985-86	21-11	9-5 (2nd)	NIT First Round
<b>Montana Totals..... 155-76..... 73-39</b>			
<b>Stanford</b>			
1986-87	15-13	9-9 (6th)	
1987-88	21-12	11-7 (4th)	NIT Second Round
1988-89	26-7	15-3 (2nd)	NCAA First Round
1989-90	18-12	9-9 (6th)	NIT First Round
1990-91	20-13	8-10 (T5th)	NIT Champions
1991-92	18-11	10-8 (4th)	NCAA First Round
1992-93	7-23	2-16 (10th)	
1993-94	17-11	10-8 (T4th)	NIT First Round
1994-95	20-9	10-8 (T5th)	NCAA Second Round
1995-96	21-8	13-5 (3rd)	NCAA Second Round
1996-97	22-8	12-6 (T2nd)	NCAA Sweet 16
1997-98	30-5	15-3 (2nd)	NCAA Final Four
1998-99	26-7	15-3 (1st)	NCAA Second Round Pac-10 Coach of the Year
1999-00	27-4	15-3 (T1st)	NCAA Second Round Pac-10 Coach of the Year
2000-01	31-3	16-2 (1st)	NCAA Elite Eight
2001-02	20-10	12-6 (T2nd)	NCAA Second Round
2002-03	24-9	14-4 (2nd)	NCAA Second Round Pac-10 Coach of the Year
2003-04	30-2	17-1 (1st)	NCAA Second Round Pac-10 Coach of the Year
<b>Stanford Totals..... 393-167..... 213-111</b>			
<b>California</b>			
2008-09	22-11	11-7 (T3rd)	NCAA First Round
2009-10	24-11	13-5 (1st)	NCAA Second Round
2010-11	18-15	10-8 (T4th)	NIT Second Round
2011-12	24-10	13-5 (T2nd)	NCAA First Round
2012-13	21-12	12-6 (T-2nd)	NCAA Third Round
<b>California Totals..... 109-59..... 59-37</b>			
<b>CAREER TOTALS... 657-302..... 345-201</b>			


occasions. He served as an assistant coach for the United States at the 2002 World Basketball Championships, and in 1996, he was named head coach of the USA Men's 22-and-Under Select team. That year, Montgomery was chosen the USA Basketball Developmental Coach of the Year and the USOC Basketball Developmental Coach of the Year. The 15th men's basketball head coach in Cal history, Montgomery earned his bachelor's of arts in physical education at Long Beach State in 1968. He received a master's degree in physical education from Colorado State in 1976. In 2002, Montgomery was named to the Long Beach State Hall of Fame.

Montgomery and his wife, Sarah, have two grown children, John and Anne.

# THE MONTGOMERY ERA: *Off and Running in Berkeley*



- **Winningest five-year stretch in more than 50 years at Cal**
- **Two-time National Coach of the Year**
- **Four-time Pac-12 Coach of the Year**
- **John Wooden “Legends of Coaching” Lifetime Achievement Award**
- **657 victories, ranking among NCAA’s active coaching leaders**
- **Fourth-Winningest Coach in Pac-12 History**
- **23 postseason appearances, including 16 NCAA Tournaments**
- **Five conference championships**
- **40 All-Pac-12 players**
- **32 first- or second-team Pac-12 All-Academic players**
- **Three 30-win seasons and 20 20-win campaigns**
- **Coached eight first-round NBA Draft picks**



# TRAVIS DECUIRE

**Associate Head Coach**

**Montana '94**

**Sixth Season at California**



**T**ravis DeCuire is in his sixth season on the California coaching staff and his second as the Golden Bears' associate head coach. Regarded as one of the top mentors in the game, DeCuire has helped transform Cal into one of the winningest programs in the Pac-12 Conference during his time in Berkeley.

He has played an important role in the development of several all-conference standouts, including the 2013 Pac-12 Player of the Year and 2011 Freshman of the Year Allen Crabbe, 2012 Pac-12 Player of the Year and Defensive Player of the Year Jorge Gutierrez, as well as 2010 Pac-10 Player of the Year Jerome Randle. The Bears have reached the postseason all five years with DeCuire on staff.

DeCuire previously spent five years as an assistant coach at Old Dominion, where he helped the Monarchs to a combined 117-53 record. The mark included 94 wins his final four years, most in school history over a four-year stretch. ODU reached the postseason each of those four years, advancing to the NCAA Tournament in both 2005 and 2007. In addition, the Monarchs reached the National Invitation Tournament semifinals in 2006 and the quarterfinals of the College Basketball Invitational in 2008.

ODU's best overall record came in 2004-05 when the Monarch's finished 28-6 overall. They also won 24 games each of the next two seasons, posting marks of 24-10 in 2006 and 24-9 in '07.

A former star point guard at Montana, DeCuire has head coaching experience from stints at Sammamish High School and Green River Community College in Washington.

Prior to joining the staff at Old Dominion, he had two successful years as head coach at Green River Community College in Seattle. After taking over a last-place program in 2001-02, DeCuire guided the team to a conference championship and its first 20-win season in over 20 years, earning league Coach of the Year honors in 2003 to cap off his second season.

DeCuire earlier served as head coach at Sammamish High School in Bellevue, leading the school to two conference titles, a state tournament appearance and three consecutive trips to the district tournament.

As a player, DeCuire played point guard for Montana from 1991-94 and earned All-Big Sky honors his junior and senior years. In addition



to being a two-time team MVP, he set the school's all-time assist record with 435 and the single-season mark with 199 assists in 1993-94.

With a strong commitment to community service, DeCuire founded and acted as president of the Fastbreak Basketball Association, an organization that assists in teaching life lessons and building self-esteem through basketball to more than 500 students in the Seattle-Tacoma area. In addition, he has extensive experience in counseling with the Echo Glen Children's Center in Snoqualmie, Wash., from 1996-98 and with the Ryther Children's Center in North Seattle from 1995-97.

DeCuire graduated from Montana in 1994 with a degree in business marketing. He and his wife, Sabrina, have two daughters; Brianna (21) and Tamia (3).



# JOHN MONTGOMERY

**Assistant Coach**

**Loyola Marymount '07**

**Sixth Season at California**



**J**ohn Montgomery is in his sixth season with the Golden Bears and his third as an assistant coach. Prior to his elevation to the coaching staff, Montgomery served three seasons as Cal's director of basketball operations.

Montgomery primarily works with the team's guards where he helped develop the last two Pac-12 Player of the Year honorees in Allen Crabbe (2013) and Jorge Gutierrez (2012) as well as two-time all-conference standout Justin Cobbs. Montgomery also plays an important role in the program's recruiting and scouting of opponents along with his regular coaching responsibilities during practices and games.

In his first two years on the coaching staff, the Bears have totaled 45 victories, finished second in the Pac-12 Conference each season and recorded a pair of NCAA Tournament berths in 2012 and 2013.

Prior to his elevation, Montgomery coordinated all recruiting activities, oversaw team travel, served as the staff liaison to visiting teams and worked with a variety of aspects of Cal's summer camps programs during his three seasons as the program's director of operations.

Before joining the California men's basketball program, Montgomery spent the 2007-08 season as an assistant coach at Furman University in Greenville, S.C., under then head coach Jeff Jackson.

As a player, Montgomery was a four-year letter-winner, playing point guard at Loyola Marymount. During his senior year, he helped the Lions to the Great Alaska Shootout championship game, making a three-pointer and adding three assists in the final against Cal. For the year, Montgomery started 12 of 30 contests and averaged 5.5 ppg and 2.4 apg. He poured in a career-high 20 points, dished out eight assists and went 3-for-6 from three-point range against Pepperdine. He also helped the Lions beat a nationally-ranked Gonzaga squad on ESPN, scoring 12 points and making three free throws in the last minute to seal the victory.

A native of Menlo Park, Calif., Montgomery earned his bachelor's degree in sociology with a minor in business administration from Loyola Marymount University in 2007.



# GREGG GOTTLIEB

*Assistant Coach*

*UCLA '95*

*Seventh Season at California*



**G**regg Gottlieb is in his seventh season at California and his 19th as a college basketball coach at the Division I level. He primarily works with the Golden Bears' post players, while heading the program's recruiting efforts.

Gottlieb joined the Cal staff prior to the 2007-08 season after eight years at San Diego State. He has a proven track record of coaching success, working with teams that have reached the postseason in 10 of the past 12 years, including six NCAA Tournament berths at California and San Diego State. The Golden Bears have earned postseason berths all six seasons with Gottlieb on staff.

During his tenure at San Diego State, Gottlieb helped guide the Aztecs to four postseason berths - two NCAA and two NIT appearances. With Gottlieb on staff, SDSU earned a postseason berth for the first time in 17 years in 2001-02 with the Aztecs recording 21 victories and reaching the first round of the NCAA Tournament. In 2005-06, the Aztecs were 24-9 overall and 13-3 in the MWC, capturing both the league's regular-season and tournament titles, as well as an NCAA Tournament bid. SDSU also advanced to the second round of the NIT in 2007, compiling a 22-11 mark. San Diego State's 2010-11 team, which featured three senior starters comprised of Gottlieb's final recruiting class with the Aztecs, finished 34-3 and advanced to the NCAA Tournament sweet sixteen.

Gottlieb has recruited and coached a number of all-conference players. The list includes All-Mountain West honorees Marcus Slaughter, Brandon Heath and Mohamed Abukar at San Diego State and All-Pac-10 selection and the 2011-12 NBA Most Improved Player Ryan Anderson, 2012 Pac-12 Player of the Year and Defensive Player of the Year, Jorge Gutierrez, as well as 2012 Pac-12 Player of the Year and 2011 Pac-12 Freshman of the Year Allen Crabbe at California.

Gottlieb started his coaching career as an assistant at Cal Poly in San Luis Obispo, Calif., where he was part of staff that helped turn the program around from a one-win season in 1994-95 to a 16-win campaign in 1995-96. In 1997, Gottlieb moved to Sacramento State, where he served as assistant coach and recruiting coordinator. He then joined the San Diego State staff in 1999 under head coach Steve Fisher.



On the court, Gottlieb was a standout performer at El Modena High School in Orange, Calif., and a two-year letterman at Drake University in Iowa. After his playing career, he returned to California and earned his bachelor's degree in history with a minor in business from UCLA in 1995. He received an MBA from Cal Poly in 1997.

Gottlieb comes from an athletic family, as his father, Bob, is a former college coach who worked under Hall of Famer Jack Hartman at Kansas State and Eddie Sutton at Creighton. Bob Gottlieb was also head coach at Jacksonville and Wisconsin-Milwaukee. His brother, Doug, was a standout guard at Oklahoma State and currently serves as a basketball analyst for CBS Sports.

Gottlieb and his wife, Mandy, have three children, Gage (7), Tess (5) and Quinn (3).



## JAY JOHN

### ASSISTANT ATHLETIC DIRECTOR FOR BASKETBALL DEVELOPMENT

**J**ay John is in his sixth season with the California men's basketball program. After serving as an assistant coach with the Golden Bears for four seasons, he was elevated to Assistant Athletic Director for Basketball Development in 2012.

John served as a coach for 29 years with his final four seasons on the Golden Bears' bench.

In his current role, John oversees the basketball program's operations and external partners. He has helped enhance Cal's presence with alumni and served as a steward for Cal's rich basketball tradition, while working with the administration on furthering the program's development efforts.

The Bears have posted 109 victories – their winningest stretch in more than 50 years – with John on staff.

"Jay has been an extraordinary asset to our staff as an exceptional coach and recruiter as a coach and has continued to have a monumental impact on this program in his new role," head coach Mike Montgomery said. "We share the same enthusiasm for Cal in developing a winning

program inside and outside of the gym."

During John's nearly three decades on the sidelines, he served as the head coach at Oregon State and worked as an assistant at Arizona, Oregon, Butler and San Francisco, in addition to Cal, at the Division I level. He has helped guide each program to the postseason during his tenure as a coach.

At Oregon State from 2002-08, he directed the Beavers to the 2005 National Invitation Tournament, compiling a 17-15 mark, for the program's first postseason berth and winning record in 15 years. He won 66 games during his first five seasons in Corvallis, the most for an OSU coach in a five-year stretch since 1988-93.

John spent four years under Lute Olson at Arizona where he was part of the Wildcats' appearance in the 2001 national championship game. He also coached at Oregon for two stints (1984-85 and '97-98), with additional stops at San Francisco in 1988-89, Butler from 1989-97, Jamestown Community College in New York and entered the coaching ranks at his alma mater, Salpointe Catholic High School in Tucson, Ariz.

A 1981 graduate of Arizona with a degree in biology, John earned a master's degree from Butler in 1994. He and his wife, Lisa, have two sons, Tyler and Trevor.



## SCOTT THOM

### STRENGTH & CONDITIONING COACH

**S**cott Thom is in his third full season as the head strength and conditioning coach for the California men's basketball program. Under Thom's tutelage, the Golden Bears have experienced noticeable gains in the weight room that have translated to on-court success.

Thom, who has worked as a strength and conditioning coach as well as a basketball mentor for more than a decade, joined the Cal staff in 2009. He began his tenure with the Bears as an assistant strength and conditioning coach with the men's basketball program, before being elevated to the head strength and condition coach in the middle of the 2010-11 season. Thom recently completed his second off-season training program where he continues to develop a positive, and learning conducive training atmosphere with a "get after it" mentality.

A National Strength & Conditioning Association Certified Strength and Conditioning Specialist and USA Weightlifting certified coach, Thom brings a balance of strength training, injury prevention, and basketball specific exercises to help maximize a student-athlete's potential on the court. Having served as a head basketball coach himself, Thom can more easily identify an individual's on-court deficiencies and work to improve on them during their workout sessions."

A native of Napa, Calif., Thom attended West Valley College before transferring to California State University-Chico where he earned his undergraduate degree in 2002. Following a season playing semi-professionally with the Harbour Heat of the New Zealand Basketball League, Thom returned to California where he earned his teaching credential at Sonoma State University.

Thom began his coaching career as the head junior varsity basketball coach at Vintage High School in Napa, Calif., while he also served as a physical educator and weight training instructor in 2003. After earning a promotion to an assistant coach with the varsity team during his third year with the school, Thom was later named the head varsity coach in 2006. During his final season of a four-year tenure as the head varsity coach at Vintage, he guided the Crushers to their first playoff appearance in 10 years and was named the Napa Valley Coach of the Year.

Thom, who also serves as a weight training specialist at HealthQuest Fitness Center in Napa, Calif., has coached several professional athletes, including Jeremy Tyler of the NBA's Golden State Warriors, as well as Amit Tamir, Harper Kamp and Jorge Gutierrez, who are each playing internationally.

Thom resides in Richmond with his wife Julianna Cazares.



## BARRY PARSONS

### ATHLETIC TRAINER

**B**arry Parsons is in his 10th season as an Associate Athletic Trainer overseeing the sports medicine needs of the California men's basketball program.

Parsons, who also works with the nationally-ranked men's rowing program at Cal, came to Berkeley in the fall of 2004 after five years as an assistant athletic trainer at Wofford College in Spartanburg, S.C. At Wofford, he assisted with the Terriers' football and men's basketball programs.

He also has experience working with the National Football League, assisting with the Carolina Panthers during training camp for five seasons.

Parsons was an Academic All-American as a wide receiver at Garden City Community College in Kansas, before he transferred to Kansas State, where he earned his bachelor's degree in kinesiology in 1999. He later earned his master's degree in education from Converse College in South Carolina. During his time at Kansas State, Parsons served as a student athletic trainer for several of the Wildcats' athletic programs.

He resides in San Pablo with his wife Kesava, who also works in the Cal athletic department as an analyst in the Business Operations unit. The couple has a daughter, Leah.



## JEFF NELSON, M.D.

### TEAM PHYSICIAN

**D**r. Jeff Nelson, in his 13th year as an associate team physician and staff physician for University Health Services, is the lead team physician for men's basketball. He has been with the Cal Sports Medicine program since January 1998 when he was a sports medicine fellow with the combined UC Davis/UC Berkeley Sports Medicine Fellowship Program.

Nelson, who also serves as lead team physician for men's soccer, is a graduate of Cal ('86) and Dartmouth Medical School ('90). Prior to his residency training in family practice at UC Davis, he served as a flight surgeon for the U.S. Navy.





### VINCENT MINJARES DIRECTOR OF ACADEMIC DEVELOPMENT

Vincent Minjares is in his third season as the men's basketball director of academic development. In his role, Minjares provides comprehensive tutorial support for all members of the team, and offers both individual

and group level assistance. Minjares aids students in the development of their academic skills in writing, reading, exam preparation, and time management. He works closely with the advising staff and the team coaching staff on issues surrounding motivation, career development, and skill assessment.

Minjares earned a masters of arts from U.C. Berkeley in the Cultural Studies of Sport in Education. A former basketball coach and private trainer, his research interests centered on the relationship between learning in sport and learning in school, primarily for revenue-sport athletes.

Prior to his arrival on campus, Minjares operated a basketball training academy in Southern California that served competitive middle school and high school student-athletes, with a focus on participants from disadvantaged communities. Minjares competed at the NCAA Division III level as a member of the Claremont-McKenna College men's basketball team.

Minjares received a bachelor's degree in economics in 2004. Upon graduating from Claremont, Minjares became a District Manager for the San Francisco Region of Toyota Motor Sales, USA; the US-based distribution arm of the Toyota Motor Corporation.



### MATT SCHERBENSKE VIDEO COORDINATOR

Matt Scherbenske, who served an administrative role with the California men's basketball team in 2011-12, is in his second season as the program's video coordinator.

Scherbenske returned to Cal after working as the Director of Basketball Operations at The Citadel, where he oversaw the Bulldogs' activities and camps.

A 2010 graduate of the University of Kentucky where he was a member of the Wildcats' nationally-ranked basketball team, Scherbenske earned his undergraduate degree in business management and earned All-Southeastern Conference academic honors. He also earned an academic scholarship and played collegiately at Oral Roberts during the Golden Eagle's 2006-07 season.

Following graduation at the University of Kentucky, the Lexington native assisted with several basketball camps at both Oak Hill and Kentucky, and was an ambassador for the A.T.T.A.C.K. Athletics program and assisted with Tim Grover's NBA Draft/ NBA player Development Camp.



### THEO ROBERTSON DIRECTOR OF OPERATIONS

A standout forward for the California men's basketball team from 2005-10, Theo Robertson, is in his second season on the Cal staff in 2013. After serving one season as the Golden Bears' graduate manager, Robertson was elevated to Director of Operations prior to the 2013-14 season.

Robertson will handle all aspects of the administration for the program, including the coordination of team travel, the development and maintenance of recruiting databases, along with the day-to-day responsibilities associated with the Bears.

In his role as a graduate manager last season, the former student-athlete assisted with all facets of the program from a competition and academic standpoint.

Robertson starred for Cal from the 2005-06 season through the 2009-10 campaign where he was a two-year captain and voted the team's Most Valuable Player as a senior on the Golden Bears' 2010 conference championship squad. Robertson completed his career with 1,315 career points, good for 16th on the program's all-time scoring list. He is Cal's all-time leader in career three-point field goal percentage at .440 (154-of-350) and is among the school's career leaders in three-point field goals made (seventh), three-point field goals attempted (10th) and games played (seventh with 125). The forward, who was a second-team All-Pac-10 selection as a senior, was limited by injury during his career in Berkeley where he underwent three separate hip surgeries and was forced to miss the entire 2007-08 season.

The Golden Bear completed his undergraduate bachelor of arts degree in social welfare in 2010 with a 3.10 cumulative grade point average.

Robertson served as an administrative fellow with the Pac-12 Conference in 2011, where he assisted with the league's Sports Management and Championships team. The position is designed to help prepare former student-athletes transition to the profession of sports administration.



### MITCH ELKINS ASSISTANT DIRECTOR OF OPERATIONS

Mitch Elkins begins his second season with the California men's basketball program. After serving as the assistant operations manager his first season, Elkins was elevated to assistant operations director in July of 2013. He will aid in all aspects of the program during the 2013-14 season.

Elkins aids Director of Operations Theo Robertson in all aspects of the program, including scheduling, expenses and provide assistance with additional day-to-day responsibilities.

Elkins arrived in Berkeley in 2012 from Illinois, where he completed his undergraduate degree in Sports Management this past August at the University of Illinois at Urbana-Champaign. He graduated with honors and was a member of the Dean's List and three national honor societies.

During his time at Illinois, Elkins served as a manager for the Illini women's basketball program for three seasons and assisted with the football program's recruiting operations. He also has experience in development, working as an ambassador with the I-Fund, the fund-raising arm of Illinois' athletic department.

Elkins originally joined the California athletic department in May of 2012 as a member of the Olympic Sports Operations unit, before moving over to his current role with the men's basketball program.



# CALIFORNIA

PAC-12 TOURNAMENT

# Pac-12 Tournament Records


## CAL'S PAC-12 TOURNAMENT RECORDS

### INDIVIDUAL

Points.....	41, Leon Powe vs. Oregon, 2006
Field Goals .....	14, Leon Powe vs. Oregon, 2006
FG Attempted .....	21, Keith Smith, Stanford, 1990
FG Percentage ...	.875, Jon Wheeler vs. Oregon State, 1987 (7-8) .875, Keith Smith vs. USC, 1988 (7-8)
3-Point Field Goals .....	6, Ryan Drew vs. USC, 1988 6, Ryan Forehan-Kelly vs. UCLA, 2002 6, Ryan Anderson vs. Oregon State, 2007
3-Point FG Attempted .....	10, Ryan Drew vs. USC, 1988 10, Ryan Anderson vs. Oregon State, 2007 10, Allen Crabbe vs. Colorado, 2012
3-Point FG Percentage .....	1.000, Theo Robertson vs. Oregon, 2006 (3-3)
Free Throws .....	13, Leon Powe vs. Oregon, 2006
FT Attempted .....	18, Leon Powe vs. Oregon, 2006
FT Percentage.....	1.000, Jerome Randle vs. UCLA, 2010 (9-9)
Rebounds .....	20, Leon Powe vs. USC, 2006
Assists .....	8, Kevin Johnson vs. UCLA, 1987
Blocks .....	3, Max Zhang vs. Oregon, 2010 3, Richard Solomon vs. USC, 2011
Steals .....	5, Jorge Gutierrez vs. Washington, 2010

### TEAM

Points.....	91 vs. Oregon, 2006
Field Goals .....	33 vs. Oregon, 2010
FG Attempted .....	65 vs. Washington, 2008 65 vs. USC, 2009
FG Percentage .....	.683 vs. USC 1988 (28-41)
3-Point Field Goals .....	12 vs. Oregon State, 2007
3-Point FG Attempted .....	29 vs. Oregon State, 2007
3-Point FG Percentage .....	.750 vs. Oregon State, 1987 (3-4)
Free Throws .....	33 vs. Oregon, 2006
FT Attempted .....	43 vs. Oregon, 2006
FT Percentage.....	.905 vs. UCLA, 2010 (19-21)
Rebounds .....	44 vs. Oregon State, 2007
Assists .....	20 vs. UCLA, 2002
Blocks .....	6 vs. Oregon, 2010
Steals .....	10 vs. UCLA, 2002



Leon Powe



Kevin Johnson



Keith Smith made 7-of-8 field goal tries vs. USC, leading the Bears to a 75-59 win over in the 1988 Pac-10 Tournament.



Ryan Forehan-Kelly's six three-pointers against UCLA helped Cal to a 67-61 victory over UCLA in the 2002 Pac-10 Tournament.

## 1987 TOURNAMENT

Pauley Pavilion, Los Angeles, Calif.  
**Quarterfinals**  
 California 64, Oregon State 57  
**Semifinals**  
 UCLA 75, California 68

## 1988 TOURNAMENT

McKale Center, Tucson, Ariz.  
**First Round**  
 California 75, USC 59  
**Quarterfinals**  
 Arizona 88, California 64

## 1989 TOURNAMENT

Great Western Forum, Los Angeles, Calif.  
**Quarterfinals**  
 Oregon State 79, California 66

## 1990 TOURNAMENT

University Activity Center, Tempe, Ariz.  
**Quarterfinals**  
 Stanford 77, California 61

## 2002 TOURNAMENT

Staples Center, Los Angeles, Calif.  
**Quarterfinals**  
 California 67, UCLA 61  
**Semifinals**  
 Arizona 90, California 78

## 2003 TOURNAMENT

Staples Center, Los Angeles, Calif.  
**Quarterfinals**  
 California 69, Oregon State 46  
**Semifinals**  
 USC 79, California 62

## 2004 TOURNAMENT

Staples Center, Los Angeles, Calif.  
**Quarterfinals**  
 Oregon 87, California 82

## 2005 TOURNAMENT

Staples Center, Los Angeles, Calif.  
**Quarterfinals**  
 Arizona 88, California 63

## 2006 TOURNAMENT

Staples Center, Los Angeles, Calif.  
**Quarterfinals**  
 California 82, USC 67  
**Semifinals**  
 California 91, Oregon 87 (2OT)  
**Championship**  
 UCLA 71, California 52

## 2007 TOURNAMENT

Staples Center, Los Angeles, Calif.  
**First Round**  
 California 70, Oregon State 51  
**Quarterfinals**  
 California 76, UCLA 69 (OT)  
**Semifinals**  
 Oregon 81, California 63

## 2008 TOURNAMENT

Staples Center, Los Angeles, Calif.  
**First Round**  
 California 84, Washington 81  
**Quarterfinals**  
 UCLA 88, California 66

## 2009 TOURNAMENT

Staples Center, Los Angeles, Calif.  
**Quarterfinals**  
 USC 79, California 75

## 2010 TOURNAMENT

Staples Center, Los Angeles, Calif.  
**Quarterfinals**  
 California 90, Oregon 74  
**Semifinals**  
 California 85, UCLA 72  
**Championship**  
 Washington 79, California 75

## 2011 TOURNAMENT

Staples Center, Los Angeles, Calif.  
**Quarterfinals**  
 USC 70, California 56

## 2012 TOURNAMENT

Staples Center, Los Angeles, Calif.  
**Quarterfinals**  
 California 77, Stanford 70  
**Semifinals**  
 Colorado 70, California 59

## 2013 TOURNAMENT

MGM Grand Garden Arena, Las Vegas, Nev.  
**Quarterfinals**  
 Utah 79, California 69 (OT)

## CALIFORNIA ALL-PAC-12 TOURNAMENT PLAYERS

2006: Leon Powe (MVP)  
 2006: Ayinde Ubaka

2007: Ryan Anderson  
 2010: Jerome Randle

2010: Theo Robertson  
 2010: Jamal Boykin



Leon Powe (MVP)



Ryan Anderson



Theo Robertson

## TOURNAMENT RESULTS

### 1993 RESULTS

Tulane 56, Princeton 51  
 Cal 80, Maryland-Baltimore County 48  
**3rd Place:** Princeton 67, Maryland-Baltimore County 55  
**Championship:** Cal 83, Tulane 70

### 1994 RESULTS

Alabama 83, TCU 64  
 Cal 79, Columbia 43  
**3rd Place:** TCU 66, Columbia 64  
**Championship:** Alabama 76, Cal 73 OT

### 1995 RESULTS

Kansas State 76, Loyola (MD) 69  
 Cal 75, Holy Cross 64  
**3rd Place:** Loyola (MD) 73, Holy Cross 55  
**Championship:** Kansas State 65, Cal 58

### 1996 RESULTS

Cal Poly 78, LaSalle 71  
 Cal 86, Howard 61  
**3rd Place:** LaSalle 72, Howard 59  
**Championship:** Cal 77, Cal Poly 59

### 1997 RESULTS

Virginia Commonwealth 57, Cornell 54  
 Cal 75, New Hampshire 67  
**3rd Place:** New Hampshire 56, Cornell 51  
**Championship:** Cal 66, Virginia Commonwealth 57

### 1998 RESULTS

Louisiana-Lafayette 60, Mississippi State 58  
 Cal 84, Eastern Kentucky 49  
**3rd Place:** Mississippi State 75, Eastern Kentucky 62  
**Championship:** Cal 94, Louisiana-Lafayette 65

### 1999 RESULTS

Penn 84, Portland State 74  
 Cal 76, Boston University 45  
**3rd Place:** Portland State 62, Boston University 58  
**Championship:** Penn 74, Cal 71

### 2000 RESULTS

LaSalle 81, Lafayette 78 OT  
 Cal 76, Yale 62  
**3rd Place:** Lafayette 85, Yale 77  
**Championship:** Cal 81, LaSalle 59

### 2001 RESULTS

Penn State 66, Coppin State 49  
 Cal 69, Harvard 54  
**3rd Place:** Harvard 55, Coppin State 51 OT  
**Championship:** Cal 76, Penn State 73

### 2002 RESULTS

Louisiana-Lafayette 68, Detroit 62  
 Cal 84, Grambling 65  
**3rd Place:** Detroit 79, Grambling 52  
**Championship:** Cal 77, Louisiana-Lafayette 61

### 2003 RESULTS

Air Force 59, Prairie View A&M 46  
 Cal 85, Columbia 66  
**3rd Place:** Columbia 72, Prairie View A&M 69  
**Championship:** Air Force 49, Cal 44

### 2004 RESULTS

Pepperdine 91, Arkansas State 82  
 Cal 69, Hampton 46  
**3rd Place:** Arkansas State 65, Hampton 57  
**Championship:** Cal 61, Pepperdine 58

### 2005 RESULTS

Northeastern 102, Cal State Northridge 81  
 Cal 83, Northern Colorado 59  
**3rd Place:** Cal State Northridge 82, Northern Colorado 73  
**Championship:** Cal 83, Northeastern 76

### 2006 RESULTS

San Diego 78, Eastern Michigan 76  
 Cal 75, Chicago State 51  
**3rd Place:** Chicago State 72, Eastern Michigan 61  
**Championship:** San Diego 72, Cal 67

### 2007 RESULTS

North Dakota State 68, Bucknell 60  
 Cal 102, Long Beach State 65  
**3rd Place:** Bucknell 61, Long Beach State 57  
**Championship:** Cal 86, North Dakota State 72

### 2008 RESULTS

Cal 98, Dartmouth 62  
 Portland 43, Air Force 42  
**3rd Place:** Air Force 63, Dartmouth 41  
**Championship:** Cal 81, Portland 61

### 2009 RESULTS

Cal 85, Utah Valley 51  
 UC Santa Barbara 72, Furman 60  
**3rd Place:** Furman 77, Utah Valley 69  
**Championship:** Cal 87, UC Santa Barbara 66



A.J. Diggs

## TOURNAMENT RECORDS

### INDIVIDUAL

**Points:** 33, Donnie Carr, LaSalle vs. Cal Poly SLO, 12/28/96  
**Rebounds:** 18, Boris Piskun, Columbia vs. TCU, 12/29/94  
**Assists:** 12, David Holston, Chicago State vs. Eastern Michigan, 12/9/06  
**Blocks:** 10, by Shawn James, Northeastern vs. Cal State Northridge, 11/25/05  
**Steals:** 6, A.J. Diggs, Cal vs. Harvard, 12/28/01 & Elliot Hatcher, Kansas State vs. Loyola (MD), 12/28/95

### TEAM

**Most Points:** 102, Northeastern vs. Cal State Northridge (81), 11/25/05; Cal vs. Long Beach State (65), 12/28/07  
**Fewest Points:** 41, Dartmouth vs. Air Force (63), 12/28/08  
**Largest Margin of Victory:** 37, Cal (102) vs. Long Beach State (65), 12/28/07  
**Smallest Margin of Victory:** 1, Portland (43) vs. Air Force (42), 12/27/08  
**Rebounds:** 57, Alabama vs. TCU, 12/28/94  
**Assists:** 30, Cal vs. Long Beach State, 12/28/07  
**Blocks:** 14, Furman, vs. Utah Valley, 12/29/09  
**Steals:** 16, Cal vs. Eastern Kentucky, 12/21/98





# CALIFORNIA

2012-13 SEASON IN REVIEW

## 2012-13 Season in Review

California earned its sixth-straight postseason appearance and its fourth NCAA Tournament berth in the past five years in 2012-13.

Led by Pac-12 Player of the Year and Third Team NABC All-American Allen Crabbe, the Bears amassed 21 victories and reached the third round of the NCAA Tournament.

Crabbe paced Cal for the second-straight season with 18.4 ppg, while fellow junior guard Justin Cobbs poured in 15.1 points per contest. Sophomore forward David Kravish led Cal on the boards (6.9 rpg.) and set a single-season record for blocks with 57.

Cal tied for second overall in the Pac-12 for the second-straight season with a 12-6 league mark. The Bears have finished in the top four in the conference all five seasons under head coach Mike Montgomery.

With 109 overall wins in its last five seasons, California has enjoyed its winningest five-year span in more than 50 years.

### ALLEN CRABBE NAMED PAC-12 PLAYER OF THE YEAR

Junior G **Allen Crabbe** was selected as the Pac-12 Conference Men's Basketball Player of the Year in a vote by the league's 12 head coaches in March, marking the third time in the past four seasons a Golden Bear has taken home the league's top individual honor. Crabbe was also a First Team All-Pac-12 selection for the second-straight season.

### CRABBE SELECTED ALL-AMERICAN

Junior G **Allen Crabbe** was named a National Association of Basketball Coaches (NABC) Division I Third Team All-American. The junior, who was an NABC First Team All-District honoree, was one of just 15 student-athletes from around the country to make up the group's three prestigious All-America teams.

Crabbe became the fourth NABC All-American in school history and the first since Shareef Abdur-Rahim (Third Team) in 1996. Darrall Imhoff, a standout on the Golden Bears' two Final Four teams in 1959 and 1960, was named an NABC All-American in 1960. Former point guard Jason Kidd also received the honor in 1994.

### CRABBE DECLARES FOR NBA DRAFT

Junior G **Allen Crabbe** decided to forego his final season of collegiate eligibility and declared for the NBA Draft. He was selected with the 31st overall pick in the Draft. Crabbe was the first pick of the second round by the Cleveland Cavaliers and was later acquired by the Portland Trail Blazers in a trade.

Crabbe was the first Golden Bear in Montgomery's first five seasons at Cal to enter the NBA Draft before exhausting his collegiate eligibility. He is the seventh Cal player overall to leave early and the first since Ryan Anderson in 2008.



*Allen Crabbe*

### CRABBE AMONG ALL-TIME BEST

Junior G **Allen Crabbe** painted his name throughout the school's record book while leading California to one of the winningest stretches in more than 50 years.

Crabbe, the 2013 Pac-12 Player of the Year by the league's coaches, completed his career 10th in school history in scoring with 1,537 points in 98 career games. His 15.7 career scoring average ranks 12th all-time at Cal. Crabbe is also among the school's all-time leaders in career three-point field goals (third, 209), career free-throw percentage (seventh, .819) and career three-point field goal percentage (T-10th, .382). He was second on the Pac-12's active career three-point field goals list through this past year.

Crabbe, the conference's regular-season scoring champion in 2013, posted 607 points, good for seventh-most in a season in school history. He completed the year ranked third in the Pac-12 in scoring average (18.4 ppg.). Crabbe scored 20 or more points in 28 career games, including 15 times in 2013. He led the Bears or tied for the team lead in scoring in 17 contests in 2013. The junior ranked among the league leaders in three-point field goal percentage (fifth, 1.9), free-throw percentage (eighth, .813), defensive rebounds (10th, 5.1) and overall rebounds (18th, 6.1). His 64 three-point field goals tied for fifth on Cal's single-season list.

## MONTGOMERY MAKING HIS MARK

Head coach **Mike Montgomery** became the only coach in Cal history to record at least four 20-win seasons within his first five years on campus.

Montgomery ended the season as the NCAA's ninth winningest active Division I head men's basketball coach with 656 victories.

Montgomery also became the fourth-winningest coach in Pac-12 history in 2013, moving past Washington's legendary head coach Hec Edmundson and into fourth place with 272 career league wins.

He has guided Cal to the postseason and a top-four finish in the Pac-12 Conference in each of his first five seasons with the Golden Bears.

## WINNINGEST FIVE-YEAR STRETCH IN MORE THAN 50 YEARS

Cal has posted its winningest five-year stretch in more than 50 years with 109 total wins in head coach **Mike Montgomery's** first five seasons at the helm of the Golden Bears. The Bears finished second in the Pac-12 last season, becoming the only school to place in the top four in the league and win at least 10 conference games each of the past five seasons.

## GOLDEN BEARS REACH THIRD ROUND OF NAAS

Cal posted a 21-12 record, including an 12-6 mark in the Pac-12, advancing to the third round of the NCAA Tournament. The Bears earned revenge against UNLV, who defeated Cal in Berkeley during the regular season, with a 64-61 victory over the Runnin' Rebels in their opening game of the NCAA Tournament in San Jose. Cal was eliminated by eventual Final Four participant Syracuse two days later, dropping a 66-60 decision to the Orange. The six-point win for Syracuse over Cal was its closest margin of victory in its four wins en route to reaching the Final Four.

## SEVEN-STRAIGHT WINS DOWN

Cal won seven-straight games spanning February to March, defeating a pair of top-10 teams in an eight-day span in No. 10 Oregon at home on Feb. 2 and No. 7 Arizona on the road on Feb. 10.

## KRAVISH SETS BLOCKS MARK

Sophomore F David Kravish set the Cal single-season record for blocks with 63 in 2013. He ranks in the top five in school history with 104 career blocks in his first two seasons with the Bears.

## COBBS EARNS PAC-12 HONORS

Junior G Justin Cobbs was a second team All-Pac-12 selection in a vote by the league's coaches. He was second on the team in scoring (15.1 ppg.) and led the Bears in assists (158). Cobbs ranked fourth in the Pac-12 in assists per game (4.8) and free-throw percentage (.841). He returns for his senior season in 2013-14 as the conference's active career assist leader with 327 in his first two seasons at Cal.



Justin Cobbs

## 2012-13 STARTERS AND KEY RESERVES

Pos	No	Name	Ht	Wt	Yr	Ppg	Rpg	Notes
F	35	Richard Solomon	6-10	235	Jr.	8.9	6.8	Ranked second on team and 12th in Pac-12 in rebounding
F	45	David Kravish	6-9	221	So.	7.9	6.9	Led team in rebounding and blocks/5th in Pac-12 in blocks (1.7 bpg.)
G	23	Allen Crabbe	6-6	210	Jr.	18.4	6.1	Pac-12 Player of the Year/Third Team All-American
G	1	Justin Cobbs	6-3	190	Jr.	15.1	4.8 (A)	4th in Pac-12 in assists and FT % (.841)/2nd on team in scoring
G	3	Tyrone Wallace	6-4	186	Fr.	7.2	4.4	Started 23 games as a freshman
F	34	Robert Thurman	6-10	265	Sr.	4.9	3.5	Leading scorer off the bench
G	12	Brandon Smith	6-0	180	Sr.	2.4	1.8 (A)	Avg. 17 min. off bench
G	24	Ricky Krecklow	6-6	210	So.	3.1	2.3	Limited to 9 games all season with foot injury
F	15	Bak Bak	6-9	240	Sr.	1.5	1.1	Appeared in 20 games overall
G	21	Jeff Powers	6-7	223	Jr.	1.3	0.3	Appeared in 21 games overall, including six of last 12



## OVERALL RECORD: 21-12

### PAC-12 RECORD: 12-6 (T-2ND)

HOME: 11-5      AWAY: 6-5      NEUTRAL: 4-2

Player	G-Gs	Min	Avg	Fg-Fga	Pct	3p-3pa	Pct	Ft-Fta	Pct	OR	DR	Reb	Avg	Pf	Ast	To	Blk	Stl	Pts	Avg
Allen Crabbe	33-33	1195	36.2	215-468	.459	64-184	.348	113-139	.813	33	167	200	6.1	69	87	83	23	37	607	18.4
Justin Cobbs	33-33	1175	35.6	172-384	.448	26-80	.325	127-151	.841	12	102	114	3.5	60	158	97	6	37	497	15.1
Richard Solomon	33-31	829	25.1	111-235	.372	4-13	.308	67-103	.650	72	154	226	6.8	107	20	53	37	23	293	8.9
David Kravish	33-33	1010	30.6	116-233	.498	0-1	.000	29-42	.690	68	161	229	6.9	82	33	32	63	26	261	7.9
Tyrone Wallace	33-23	931	28.2	88-257	.342	22-98	.224	39-73	.534	38	108	146	4.4	79	87	56	16	26	237	7.2
Robert Thurman	33-2	557	16.9	76-129	.589	0-0	.000	9-22	.409	56	61	117	3.5	47	11	31	12	13	161	4.9
Ricky Krecklow	9-0	153	17.0	7-30	.233	5-18	.278	9-12	.750	7	14	21	2.3	21	17	12	2	5	28	3.1
Brandon Smith	27-9	456	16.9	24-69	.348	6-27	.222	12-21	.571	14	23	37	1.4	47	49	30	0	18	66	2.4
Bak Bak	20-0	110	5.5	10-34	.294	0-3	.000	9-12	.750	5	16	21	1.1	18	1	7	2	5	29	1.5
Jeff Powers	21-1	133	6.3	10-23	.435	6-16	.375	2-2	1.000	4	3	7	0.3	9	5	5	0	1	28	1.3
Kahlil Johnson	6-0	17	2.8	2-6	.333	1-3	.333	1-2	.500	2	3	5	0.8	2	0	4	0	0	6	1.0
Christian Behrens	7-0	53	7.6	2-6	.333	0-0	.000	1-6	.167	2	9	11	1.6	4	0	2	0	1	5	0.7
Garrett Galvin	3-0	6	2.0	0-1	.000	0-0	.000	0-0	.000	0	0	0	0.0	1	0	1	0	0	0	0.0
Team										48	46	94		3		4				
<b>Total Opponents</b>	<b>33</b>	<b>6625</b>		<b>833-1875</b>	<b>.444</b>	<b>134-443</b>	<b>.302</b>	<b>418-585</b>	<b>.715</b>	<b>361</b>	<b>867</b>	<b>1228</b>	<b>37.2</b>	<b>549</b>	<b>468</b>	<b>417</b>	<b>161</b>	<b>192</b>	<b>2218</b>	<b>67.2</b>
<b>Opponents</b>	<b>33</b>	<b>6625</b>		<b>753-1915</b>	<b>.393</b>	<b>189-562</b>	<b>.336</b>	<b>428-622</b>	<b>.688</b>	<b>384</b>	<b>749</b>	<b>1133</b>	<b>34.3</b>	<b>555</b>	<b>385</b>	<b>370</b>	<b>103</b>	<b>196</b>	<b>2123</b>	<b>64.3</b>
<b>Score by Periods</b>	<b>1st</b>	<b>2nd</b>	<b>OT</b>	<b>Total</b>																
California	1018	1190	10	2218																
Opponents	1014	1089	20	2123																

## PACIFIC-12 CONFERENCE GAMES

Player	G-Gs	Min	Avg	Fg-Fga	Pct	3p-3pa	Pct	Ft-Fta	Pct	OR	DR	Reb	Avg	Pf	Ast	To	Blk	Stl	Pts	Avg
Alan Crabbe	18-18	675	37.5	114-250	.456	36-107	.336	44-58	.759	14	97	111	6.2	39	52	45	13	25	308	17.1
Justin Cobbs	18-18	648	36.0	87-214	.407	13-45	.289	69-79	.873	5	46	51	2.8	31	97	51	3	18	256	14.2
David Kravish	18-18	573	31.8	72-137	.526	0-1	.000	17-24	.708	42	78	120	6.7	44	15	17	40	15	161	8.9
Tyrone Wallace	18-17	553	30.7	58-163	.356	14-63	.222	19-39	.487	21	56	77	4.3	46	50	29	11	20	149	8.3
Richard Solomon	18-16	461	25.6	56-118	.475	2-6	.333	34-49	.694	40	79	119	6.6	59	13	31	24	12	148	8.2
Robert Thurman	19-2	293	16.3	35-55	.636	0-0	.000	6-11	.545	29	40	69	3.8	27	8	16	3	8	76	4.2
Brandon Smith	13-0	207	15.9	9-30	.300	4-16	.250	6-8	.750	5	9	14	1.1	30	22	13	0	11	28	2.2
Bak Bak	13-0	76	5.8	8-27	.296	0-3	.000	6-8	.750	4	13	17	1.3	11	1	2	2	4	22	1.7
Jeff Powers	13-1	89	6.8	7-16	.438	5-13	.385	0-0	.000	2	2	4	0.3	5	3	4	0	1	19	1.5
Ricky Krecklow	2-0	22	11.0	0-4	.000	0-0	.000	0-0	.000	1	1	2	1.0	2	3	2	0	1	0	0.0
Garrett Galvin	1-0	2	2.0	0-0	.000	0-0	.000	0-0	.000	0	0	0	0.0	0	0	0	0	0	0	0.0
Kahlil Johnson	1-0	1	1.0	0-2	.000	0-1	.000	0-0	.000	0	1	1	1.0	1	0	0	0	0	0	0.0
Team										21	24	45		1		3				
<b>Totals</b>	<b>18</b>	<b>3600</b>		<b>446-1016</b>	<b>.439</b>	<b>74-255</b>	<b>.290</b>	<b>201-276</b>	<b>.728</b>	<b>184</b>	<b>446</b>	<b>630</b>	<b>35.0</b>	<b>296</b>	<b>264</b>	<b>213</b>	<b>96</b>	<b>115</b>	<b>1167</b>	<b>64.8</b>
<b>Opponents</b>	<b>18</b>	<b>3600</b>		<b>400-1016</b>	<b>.394</b>	<b>91-274</b>	<b>.332</b>	<b>243-349</b>	<b>.696</b>	<b>214</b>	<b>412</b>	<b>626</b>	<b>34.8</b>	<b>269</b>	<b>210</b>	<b>200</b>	<b>58</b>	<b>107</b>	<b>1134</b>	<b>63.0</b>
<b>Score by Periods</b>	<b>1st</b>	<b>2nd</b>	<b>OT</b>	<b>Total</b>																
California	519	648	0	1167																
Opponents	542	592	0	1134																



## RESULTS

Date	Opponent	Score	W/L	Rec	Pac-12	Attend	Cal Hi Scorer	Cal Hi Rebounder	Cal Hi Assists
11-11	CSU-Bakersfield	78-65	W	1-0	0-0	8715	Crabbe 27	Solomon/Kravish 9	Smith 5
11-13	Pepperdine	79-62	W	2-0	0-0	6403	Crabbe 33	Kravish 7	Cobbs 5
11-16	at Denver	72-61	W	3-0	0-0	4337	Crabbe 20	Kravish 12	Kreklow 3
11-22	vs. Drake**	73-70	W	4-0	0-0	1087	Cobbs 21	Crabbe/Wallace/Thurman 7	Cobbs 4
11-23	vs. Georgia Tech**	68-57	W	5-0	0-0	1627	Cobbs 17	Solomon 9	Crabbe 5
11-25	vs. Pacific**	78-58	W	6-0	0-0	2527	Crabbe 24	Kravish 10	Smith 6
12-2	at Wisconsin	56-81	L	6-1	0-0	16596	Crabbe 25	Crabbe 7	Smith/Wallace 3
12-9	UNLV	75-76	L	6-2	0-0	8724	Crabbe 18	Solomon 8	Cobbs 7
12-15	Creighton	64-74	L	6-3	0-0	8116	Cobbs 18	Kravish 13	Cobbs 7
12-18	UC Santa Barbara	68-59	W	7-3	0-0	6489	Thurman 14	Wallace 10	Kreklow 6
12-22	Prairie View A&M	85-53	W	8-3	0-0	5427	Crabbe 23	Solomon 9	Wallace 5
12-29	Harvard	62-67	L	8-4	0-0	8334	Crabbe 27	Crabbe/Wallace 7	Cobbs/Wallace 4
1-3	at UCLA*	65-79	L	8-5	0-1	9406	Crabbe 21	Kravish 12	Cobbs 6
1-5	at USC*	72-64	W	9-5	1-1	4372	Crabbe 27	Thurman 8	Crabbe 4
1-9	Washington*	47-62	L	9-6	1-2	6856	Kravish 14	Crabbe 8	Cobbs/Crabbe 4
1-12	Washington State*	67-54	W	10-6	2-2	7347	Wallace 16	Solomon 8	Cobbs 5
1-19	at Stanford*	59-69	L	10-7	2-3	5877	Crabbe/Kravish 14	Kravish 9	Cobbs 6
1-24	at Utah*	62-57	W	11-7	3-3	8880	Crabbe 23	Solomon 6	Wallace 8
1-27	at Colorado*	71-81	L	11-8	3-4	10132	Cobbs 22	Thurman 7	Cobbs 6
1-31	Oregon State*	71-68	W	12-8	4-4	8261	Crabbe 15	Crabbe 8	Cobbs 7
2-2	Oregon*	58-54	W	13-8	5-4	9457	Crabbe/Solomon 13	Solomon 12	Cobbs 7
2-7	at Arizona State*	62-66	L	13-9	5-5	6010	Crabbe/Wallace 16	Wallace 8	Crabbe 6
2-10	at Arizona*	77-69	W	14-9	6-5	14545	Crabbe 31	Crabbe 7	Wallace 7
2-14	UCLA**	76-63	W	15-9	7-5	9854	Kravish 18	Kravish 13	Cobbs 9
2-17	USC*	76-68	W	16-9	8-5	9127	Crabbe 23	Crabbe 10	Cobbs 6
2-21	at Oregon*	48-46	W	17-9	9-5	8223	Cobbs 14	Solomon 11	Cobbs 7
2-23	at Oregon State*	60-59	W	18-9	10-5	6034	Cobbs 18	Crabbe 9	Cobbs 5
2-28	Utah*	64-46	W	19-9	11-5	7091	Crabbe 15	Crabbe 11	Cobbs 7
3-2	Colorado*	62-46	W	20-9	12-5	10679	Cobbs/Wallace 16	Kravish/Wallace 11	Cobbs/Crabbe 5
3-6	Stanford*	70-83	L	20-10	12-6	11877	Crabbe/Cobbs 24	Kravish 8	Cobbs 6
3-14	vs. Utah#	69-79	Lot	20-11	12-6	10566	Cobbs 26	Solomon 11	Cobbs 5
3-21	vs. UNLV!	64-61	W	21-11	12-6	17997	Crabbe 19	Crabbe/Kravish 9	Cobbs 6
3-23	vs. Syracuse!	60-66	L	21-12	12-6	18030	Solomon 22	Solomon 14	Cobbs 4

\* = Conference game

ATTENDANCE SUMMARY	GAMES	TOTALS	AVG/GAME
HOME	16	132,757	8,297
AWAY	11	94,412	8,583
NEUTRAL	6	51,834	8,639
TOTAL	33	279,003	8,455

\* Pac-12 Conference Game

\*\* DirecTV Classic, Anaheim, Calif.

^ Pete Newell Classic, Berkeley, Calif.

# Pac-12 Tournament, Las Vegas, Calif.

! NCAA Tournament in San Jose, Calif.



Bak Bak



Brandon Smith



Robert Thurman

## POINTS-REBOUNDS-ASSISTS

Opponent	Bak	Behrens	Cobbs	Crabbe	Galvin	Johnson	Kravish	Kreklow	Powers	Smith	Solomon	Thurman	Wallace
CSUB	0-0-0	0-1-0	22-6-3	27-3-3	DNP	0-1-0	4-9-1	DNP	0-0-0	5-2-5	8-9-0	6-5-0	6-5-3
PEPPERDINE	3-0-0	1-2-0	23-5-5	33-6-3	DNP	2-1-0	0-7-2	3-4-2	0-1-0	2-3-2	6-6-1	4-3-0	2-0-2
at Denver	DNP	DNP	17-3-1	20-8-2	DNP	DNP	11-12-1	10-6-3	0-1-0	4-1-1	0-2-0	10-2-1	0-2-0
vs Drake	0-0-0	DNP	21-5-4	15-7-2	DNP	DNP	6-6-0	DNP	0-0-0	6-0-2	10-5-0	6-7-0	9-7-3
vs Georgia Tech	DNP	DNP	17-5-4	13-5-5	DNP	DNP	9-8-1	DNP	DNP	0-4-2	12-9-1	6-2-1	11-5-1
vs Pacific	DNP	0-0-0	20-7-5	24-4-1	DNP	DNP	5-10-3	DNP	DNP	11-3-6	14-8-0	0-3-0	4-3-4
at Wisconsin	0-0-0	0-1-0	11-1-0	25-7-1	0-0-0	3-0-0	6-4-0	DNP	0-0-0	1-1-3	3-4-0	4-4-0	3-5-3
UNLV	DNP	DNP	11-1-7	18-5-3	DNP	DNP	9-7-1	DNP	DNP	4-2-3	14-8-1	6-1-0	13-2-2
CREIGHTON	DNP	0-1-0	18-6-7	14-7-2	DNP	DNP	7-13-1	4-2-0	0-0-0	0-0-1	9-5-0	4-3-1	8-10-0
UCSB	DNP	2-4-0	8-4-3	12-4-1	DNP	DNP	10-4-1	5-1-6	DNP	3-2-1	4-4-1	14-6-0	10-10-4
PRAIRIE VIEW A&M	4-2-0	2-2-0	14-5-3	23-7-4	0-0-0	1-2-0	5-4-2	DNP	9-0-2	2-2-1	18-9-1	2-4-0	5-3-5
HARVARD	DNP	DNP	15-5-4	27-7-1	DNP	0-0-0	12-6-0	DNP	0-1-0	DNP	6-6-0	2-1-0	0-7-4
at UCLA	DNP	DNP	12-4-6	21-7-2	DNP	DNP	9-12-2	0-0-2	0-0-0	DNP	11-10-1	4-3-1	8-8-2
at USC	2-2-1	DNP	10-5-2	27-3-4	DNP	DNP	9-7-0	DNP	6-1-1	DNP	6-4-2	2-8-0	10-4-3
WASHINGTON	2-2-0	DNP	9-0-4	9-8-4	DNP	DNP	14-5-0	DNP	2-1-0	DNP	7-5-0	4-4-2	0-3-1
WSU	5-1-0	DNP	10-5-5	14-1-2	DNP	DNP	6-5-2	DNP	5-1-0	DNP	7-8-0	4-4-0	16-6-1
at Stanford	0-2-0	DNP	13-1-6	14-5-2	DNP	DNP	14-9-0	DNP	0-1-0	DNP	9-8-0	3-2-1	6-5-1
at Utah	2-3-0	DNP	6-1-4	23-5-0	DNP	DNP	5-5-1	DNP	DNP	3-3-3	2-6-0	9-4-0	12-4-8
at Colorado	0-2-0	DNP	22-1-6	21-5-2	DNP	DNP	6-1-0	DNP	0-0-0	2-0-1	5-4-0	8-7-0	7-5-3
OREGON STATE	2-0-0	DNP	14-1-7	15-8-2	DNP	DNP	12-5-3	DNP	0-0-1	6-1-2	12-7-2	8-6-3	2-0-5
OREGON	DNP	DNP	8-2-7	13-2-3	DNP	DNP	8-8-2	DNP	DNP	0-2-1	13-12-1	4-3-0	12-2-1
at Arizona State	0-0-0	DNP	13-4-1	16-7-6	DNP	DNP	6-1-0	DNP	3-0-1	1-0-3	3-7-1	4-2-0	16-8-1
at Arizona	6-0-0	DNP	21-3-4	31-7-5	DNP	DNP	8-6-1	DNP	0-0-0	0-2-1	6-2-1	0-2-0	5-4-7
UCLA	DNP	DNP	12-5-9	16-5-5	DNP	DNP	18-13-1	DNP	0-0-0	0-0-0	17-8-0	6-6-0	7-3-6
USC	DNP	DNP	22-1-6	23-10-1	DNP	DNP	10-9-1	DNP	0-0-0	3-2-3	14-7-2	0-2-0	4-4-2
at Oregon	0-0-0	DNP	14-8-7	12-5-1	DNP	DNP	2-7-1	DNP	DNP	0-2-2	8-11-1	8-2-0	4-2-1
at Oregon State	3-3-0	DNP	18-1-5	6-9-3	DNP	DNP	6-4-1	DNP	0-0-0	5-1-2	7-7-0	4-3-0	11-1-3
UTAH	0-2-0	DNP	12-1-7	15-11-1	0-0-0	0-1-0	6-4-0	DNP	3-0-0	4-0-3	7-5-0	6-8-1	11-5-3
COLORADO	DNP	DNP	16-3-5	8-7-5	DNP	DNP	14-11-0	DNP	DNP	0-1-1	6-6-0	2-2-0	16-11-1
STANFORD	0-0-0	DNP	24-5-6	24-6-4	DNP	DNP	8-8-0	0-2-1	DNP	4-0-0	8-2-2	0-1-0	2-2-1
vs Utah	0-1-0	DNP	26-4-5	21-6-1	DNP	DNP	6-4-0	6-2-0	DNP	0-0-0	8-11-0	0-2-0	2-5-0
vs UNLV	0-1-0	DNP	13-5-6	19-9-4	DNP	DNP	6-9-2	0-1-1	DNP	0-1-0	11-7-1	12-3-0	3-4-4
vs Syracuse	DNP	DNP	5-1-4	8-4-2	DNP	DNP	4-6-3	0-3-2	DNP	0-2-0	22-14-1	9-2-0	12-1-2

## GAME-BY-GAME TEAM STATS

Opponent	Field Goal Pct		3-Point FG Pct		Free Throw Pct		Rebounds Cal-Opp	Assists Cal-Opp	Turnovers Cal-Opp
	Cal	Opponent	Cal	Opponent	Cal	Opponent			
CSUB	29-55 (.527)	27-78 (.346)	5-12 (.417)	4-14 (.286)	15-23 (.527)	7-9 (.778)	46-38	15-8	18-12
PEPPERDINE	30-67 (.448)	26-60 (.433)	8-16 (.500)	6-14 (.429)	11-15 (.733)	4-7 (.571)	39-36	17-11	12-17
Denver	25-49 (.510)	22-60 (.367)	2-7 (.286)	9-25 (.360)	20-25 (.800)	8-11 (.727)	40-28	9-13	11-9
Drake	25-53 (.472)	24-53 (.453)	3-11 (.273)	7-21 (.333)	20-26 (.769)	15-26 (.577)	40-26	11-16	13-10
Georgia Tech	23-52 (.442)	24-61 (.393)	3-14 (.214)	2-15 (.133)	19-26 (.731)	7-10 (.700)	41-29	15-8	15-10
Pacific	27-50 (.540)	22-64 (.344)	2-7 (.286)	3-17 (.176)	22-25 (.880)	11-15 (.733)	40-31	19-11	13-8
Wisconsin	18-47 (.383)	30-58 (.517)	3-9 (.333)	7-21 (.333)	17-26 (.654)	14-25 (.560)	30-36	7-18	23-13
UNLV	28-53 (.528)	26-61 (.426)	4-9 (.444)	5-17 (.294)	15-28 (.536)	19-27 (.704)	30-38	17-11	13-13
CREIGHTON	27-78 (.346)	25-61 (.410)	3-17 (.176)	8-22 (.364)	7-13 (.538)	16-21 (.762)	53-38	12-13	8-7
UCSB	28-65 (.431)	22-66 (.333)	6-14 (.429)	13-30 (.433)	6-10 (.600)	2-5 (.400)	45-40	17-13	8-10
PRAIRIE VIEW A&M	29-58 (.500)	20-57 (.351)	5-14 (.357)	5-16 (.313)	22-29 (.759)	8-13 (.615)	45-25	18-8	17-17
HARVARD	25-53 (.472)	22-60 (.367)	0-6 (.000)	10-27 (.370)	12-14 (.857)	13-14 (.929)	34-33	9-13	13-8
UCLA	30-76 (.395)	26-58 (.448)	0-13 (.000)	4-12 (.333)	5-8 (.625)	23-31 (.742)	45-37	16-18	11-7
USC	23-48 (.479)	27-66 (.409)	5-8 (.625)	2-11 (.182)	21-26 (.808)	8-18 (.444)	35-32	13-14	12-7
WASHINGTON	20-53 (.377)	25-68 (.368)	1-6 (.167)	2-11 (.182)	6-16 (.375)	10-13 (.769)	33-48	11-10	10-6
WSU	18-37 (.486)	20-60 (.333)	3-11 (.273)	4-18 (.222)	28-36 (.778)	10-21 (.476)	35-34	10-5	19-12
Stanford	22-63 (.349)	19-53 (.358)	4-11 (.364)	6-15 (.400)	11-15 (.733)	25-31 (.806)	35-39	10-9	7-6
Utah	23-56 (.411)	20-47 (.426)	6-18 (.333)	5-13 (.385)	10-16 (.625)	12-13 (.923)	31-36	16-12	9-17
Colorado	30-72 (.417)	28-47 (.596)	6-18 (.333)	7-15 (.467)	5-8 (.625)	18-22 (.818)	30-35	12-13	10-20
OREGON STATE	30-61 (.492)	28-60 (.467)	9-26 (.346)	4-7 (.571)	2-2 (1.000)	8-15 (.533)	29-36	25-16	9-10
OREGON	21-59 (.356)	20-42 (.476)	4-17 (.235)	2-12 (.167)	12-15 (.800)	12-19 (.632)	31-32	15-14	14-22
Arizona State	24-51 (.471)	25-54 (.463)	6-17 (.353)	5-18 (.278)	8-14 (.571)	11-16 (.688)	30-32	13-11	18-17
Arizona	30-51 (.588)	22-56 (.393)	6-13 (.462)	9-18 (.500)	11-12 (.917)	16-24 (.667)	31-28	19-13	13-9
UCLA	32-64 (.500)	23-61 (.377)	2-11 (.182)	9-19 (.474)	10-17 (.588)	8-12 (.667)	41-33	21-14	9-11
USC	26-56 (.464)	26-59 (.441)	6-21 (.286)	8-22 (.364)	18-24 (.750)	8-9 (.889)	36-28	15-14	10-11
Oregon	20-49 (.408)	16-58 (.276)	1-6 (.167)	2-15 (.133)	7-12 (.583)	12-20 (.600)	37-39	13-8	16-10
Oregon State	23-57 (.404)	20-58 (.345)	5-17 (.294)	4-13 (.308)	9-12 (.750)	15-23 (.652)	33-43	14-9	10-12
UTAH	22-55 (.400)	16-55 (.291)	7-24 (.292)	3-17 (.176)	13-15 (.867)	11-17 (.647)	40-34	15-10	11-11
COLORADO	26-56 (.464)	15-65 (.231)	0-6 (.000)	6-21 (.286)	10-10 (1.000)	10-15 (.667)	46-36	12-6	11-6
STANFORD	26-52 (.500)	24-49 (.490)	3-12 (.250)	9-17 (.529)	15-18 (.833)	26-30 (.867)	32-24	14-14	14-6
Utah	25-64 (.391)	26-55 (.473)	7-20 (.350)	9-19 (.474)	12-14 (.857)	18-23 (.783)	40-30	6-14	12-9
UNLV	26-59 (.441)	19-59 (.322)	5-11 (.455)	6-20 (.300)	7-16 (.438)	17-26 (.654)	41-42	18-11	11-12
Syracuse	22-56 (.393)	18-46 (.391)	4-21 (.190)	4-10 (.400)	12-19 (.632)	26-41 (.634)	34-37	14-7	17-15

## CALIFORNIA HIGH/LOW ANALYSIS

		<b>California Highs</b>			<b>Opponent Highs</b>
Points	85	vs. Praire View A&M, 12/22/12	83	vs. Stanford, 3/6/13	
Field Goals Made	32	vs. UCLA ,2/14/13	30	at Wisconsin, 12/02/12	
Field Goal Attempts	78	vs. Creighton, 12/15/12	78	vs. CSUB, 11/11/12	
Field Goal Percentage	.588	at Arizona, 2/10/13	.596	at Colorado, 1/27/13	
3-point FG Made	9	vs. Oregon State, 1/31/13	13	vs. UCSB, 12/18/12	
3-point FG Attempts	26	vs. Oregon State, 1/31/13	30	vs. UCSB, 12/18/12	
3-point FG Percentage	.625	at USC ,1/05/13	.571	vs. Oregon State, 1/31/13	
Free Throws Made	28	vs. Washington State, 1/12/13	26	vs. Syracuse, 03/23/13	
FT Attempts	36	vs. Washington State, 1/12/13	41	vs. Syracuse, 03/23/13	
FT Percentage	1.000, twice	last vs. Colorado, 3/2/13	0.929	vs. Harvard, 12/29/12	
Rebounds	53	vs. Creighton, 12/15/12	48	vs. Washington, 01/09/13	
Assists	25	vs. Oregon State, 1/31/13	18	at UCLA, 01/03/13	
Steals	16	at Colorado, 1/27/13	16	at Wisconsin, 12/02/12	
Blocked Shots	12	vs. Harvard, 12/29/12	6, three times	last vs. UNLV, 3/21/13	
Turnovers	23	at Wisconsin, 12/02/12	22	vs. Oregon. 2/02/12	
Fouls	24	vs. Syracuse, 03/23/13	26	vs. Praire View A&M, 12/22/12	

		<b>California Lows</b>			<b>Opponent Lows</b>
Points	47	vs. Washington, 01/09/13	46	at Oregon, 2/21/13	
Field Goals Made	18, twice	last vs. Washington State, 1/12/13	15	vs. Colorado, 3/2/13	
Field Goal Attempts	37	vs. Washinton State, 1/12/13	42	vs. Oregon, 2/2/13	
Field Goal Percentage	.346	vs. Creighton, 12/15/12	.231	vs. Colorado, 3/2/13	
3-point FG Made	0, three times	vs. Colorado, 3/2/13	2, five times	last at Oregon, 2/21/13	
3-point FG Attempts	6	vs. Harvard, 12/29/12	7	vs. Oregon State, 1/31/13	
3-point FG Percentage	.000, three times	vs. Colorado, 3/2/13	.133,twice	last at Oregon, 2/21/13	
Free Throws Made	2	vs. Oregon State, 1/31/13	2	vs. UCSB, 12/18/12	
Free Throw Attempts	2	vs. Oregon State, 1/31/13	5	vs. UCSB, 12/18/12	
Free Throw Percentage	.375	vs. Washington, 1/9/13	.400	vs. UCSB, 12/18/12	
Rebounds	29	vs. Oregon State, 1/31/13	24	vs. Stanford, 3/6/13	
Assists	6	vs. Utah, 3/14/13	5	vs. Washington State, 1/12/13	
Steals	2, four times	last vs. Colorado, 3/2/13	2,twice	last vs. Stanford, 1/19/13	
Blocked Shots	0	at Colorado, 1/27/13	0, three times	last vs. Utah, 2/28/13	
Turnovers	7	at Stanford, 1/19/13	6, four times	last vs. Stanford, 3/6/13	
Fouls	9	vs. UCSB, 12/28/12	6	vs. Oregon State, 1/31/13	





## INDIVIDUAL SEASON HIGHS

	<i>California</i>	<i>Opponent</i>
<b>Points</b>	33.....Allen Crabbe vs. Pepperdine, 11/13/12	34.....Doug McDermott, Creighton, 12/15/12
<b>FG Made</b>	12.....Allen Crabbe at Arizona, 2/10/13	10.....Roberto Nelson, Oregon State, 1/31/13
	.....	10.....Doug McDermott, Creighton, 12/15/12
<b>FG Attempted</b>	26.....Allen Crabbe vs. Creighton, 12/15/12	18.....Alan Williams, UCSB, 12/18/12
<b>Pct.</b>	1.000 (6-6).....Robert Thurman vs. UNLV, 3/21/13	0.833(5-6).....Colin Beatty, Pacific, 11/25/12
	.....	.....Gary Ricks, Drake, 11/22/12
<b>3FG Made</b>	5.....Allen Crabbe vs. USC, 2/17/13	5.....Laurent Rivard, Harvard, 12/29/12
	.....	5.....Brett Olson, Denver, 11/16/12
<b>3FG Attempted</b>	11.....Allen Crabbe vs. USC, 2/17/13	12.....Laurent Rivard, Harvard, 12/29/12
	11.....Allen Crabbe VS. Oregon State, 1/31/13	.....
<b>3FG Pct.</b>	1.000 (3-3).....Justin Cobbs vs. UNLV, 3/21/13	1.000 (4-4).....John Gage, Stanford, 1/19/13
	1.000 (2-2).....Jeff Powers at USC, 1/5/13	1.000 (2-2).....Ross Rivera, Pacific, 11/25/12
	.....	1.000 (2-2).....Grant Gibbs, Creighton, 12/15/12
	.....	1.000 (2-2).....Anthony Marshall, UNLV, 12/9/12
	.....	1.000 (2-2).....Richard Carter, Drake, 11/22/12
<b>FT Made</b>	11.....Justin Cobbs at Colorado, 2/26/12	10.....Doug McDermott, Creighton, 12/15/12
<b>FT Attempted</b>	13.....Richard Solomon vs. Syracuse, 3/23/13	12.....Tony Woods, Oregon, 2/2/13
	13.....Justin Cobbs vs. Drake, 11/22/12	.....
<b>FT Pct.</b>	1.000 (9-9).....Justin Cobbs vs. USC, 2/17/13	1.000 (10-10).....Doug McDermott, Creighton, 12/15/12
	1.000 (9-9).....Allen Crabbe vs. Pepperdine, 11/13/12	1.000 (9-9).....Kyle Anderson, UCLA, 1/3/13
	1.000 (8-8).....Justin Cobbs vs. Utah, 2/28/13	1.000 (9-9).....Dwight Powell, Stanford, 1/19/13
	1.000 (8-8).....Allen Crabbe vs. USC, 1/05/13	.....
	1.000 (8-8).....Justin Cobbs vs. Pacific, 11/25/12	.....
<b>Rebounds</b>	14.....Richard Solomon vs. Syracuse, 3/23/13	18.....Arsalan Kazemi, Oregon, 2/21/13
<b>Assists</b>	9.....Justin Cobbs vs. UCLA, 2/14/13	9.....Larry Drew II, UCLA, 1/3/13
	.....	9.....Siyani Chambers, Harvard, 12/29/12
<b>Blocked Shots</b>	6.....Richard Solomon vs. Washington State, 1/12/13	5.....Gregory Echenique, Creighton, 12/15/12
<b>Turnovers</b>	8.....Justin Cobbs vs. Stanford, 3/6/13	7.....Stacy Davis, Pepperdine, 11/13/12
	8.....Justin Cobbs at Oregon, 2/21/13	.....

## MISCELLANEOUS STATISTICS

	<i>California</i>	<i>Opponent</i>
<b>Bench Points</b> .....	363	462
<b>Field Goal Percentage – Home</b> .....	45.2 (417-922)	37.9 (365-962)
<b>Field Goal Percentage – Away</b> .....	43.3 (268-619)	41.5 (255-615)
<b>Field Goal Percentage – Neutral</b> .....	44.3 (148-334)	39.3 (133-338)
<b>Most Points – Half</b> .....	53 at Colorado (2nd)	49 Stanford (2nd)
<b>Fewest Points – Half</b> .....	18 at Colorado (1st)	19 Prairie Viea A&M (2nd)
<b>Record When Cal Shoots 50% or Better</b> .....	6-2	
<b>Record When Opponent Shoots 50% or Better</b> .....	0-2	
<b>Record When Opponent Shoots 40% or Less</b> .....	14-4	
<b>Record When Cal Outrebounds Opponent</b> .....	15-5	
<b>Record When Opponent Outrebounds Cal</b> .....	6-7	
<b>Record When Cal Has Same Rebounds as Opponent</b> .....	0-0	
<b>Record When Cal Has Fewer Turnovers Than Opponent</b> .....	9-1	
<b>Record When Opponent Has Fewer Turnovers Than Cal</b> .....	10-10	
<b>Record When Cal Has Same Turnovers at Opponent</b> .....	2-1	
<b>Record When Cal Has More Assists Than Opponent</b> .....	17-3	
<b>Record When Opponent Has More Assists Than Cal</b> .....	4-8	
<b>Record When Cal Has Same Assists as Opponent</b> .....	0-1	
<b>Record When Cal Leads at the Half</b> .....	14-1	
<b>Record When Opponent Leads at the Half</b> .....	5-11	
<b>Record When Tied at the Half</b> .....	2-0	
<b>Record When Scoring 70 or More Points</b> .....	11-3	
<b>Record When Scoring 80 or More Points</b> .....	1-0	
<b>Record When Allowing Less Than 70 Points</b> .....	18-5	
<b>Record When Allowing Less Than 60 Points</b> .....	11-0	

## FINAL STANDINGS

	CONFERENCE					OVERALL				
	W	L	PCT	PF	PA	W	L	PCT	PF	PA
UCLA	13	5	.722	70.8	67.9	25	10	.714	74.4	69.3
Arizona	12	6	.667	71.3	66.3	27	8	.771	73.4	63.6
Oregon	12	6	.667	67.3	65.9	28	9	.757	71.6	63.6
California	12	6	.667	64.8	63.0	21	12	.636	67.2	64.3
Colorado	10	8	.556	64.5	62.2	21	12	.636	67.6	63.6
Arizona State	9	9	.500	66.7	66.6	22	13	.629	71.8	67.5
Stanford	9	9	.500	71.3	67.8	19	15	.559	70.5	66.5
Washington	9	9	.500	64.8	65.2	18	16	.529	67.9	67.2
USC	9	9	.500	67.8	70.6	14	18	.438	65.7	67.6
Utah	5	13	.278	60.6	66.7	15	18	.455	64.2	63.2
Oregon State	4	14	.222	67.9	71.9	14	18	.438	72.0	70.2
Washington State	4	14	.222	64.8	68.6	13	19	.406	64.4	63.0

# - Pac-10 Tournament Champion

## PAC-12 POSTSEASON HONORS

### ALL-PAC-12

#### First Team

Name	School	Pos	Yr	Hometown
<b>Allen Crabbe</b>	Cal	G	So.	Los Angeles, Calif.
Jahii Carson	ASU	G	Fr.	Mesa, Ariz.
Spencer Dinwiddie	COLO	G	So.	Woodland Hills, Calif.
Larry Drew II	UCLA	G	Sr.	Encino, Calif.
Solomon Hill	ARIZ	F	Sr.	Los Angeles, Calif.
Mark Lyons	ARIZ	G	Sr.	Schenectady, N.Y.
Shabazz Muhammad	UCLA	G/F	Fr.	Las Vegas, Nev.
Dwight Powell	STAN	F	Jr.	Toronto, Ontario, Canada
André Roberson	COLO	F	Jr.	San Antonio, Texas
E.J. Singler	ORE	F	Sr.	Medford, Ore.

#### Second Team

Name	School	Pos	Yr	Hometown
Kyle Anderson	UCLA	G	Fr.	Fairview, N.J.
<b>Justin Cobbs</b>	CAL	G	Jr.	Los Angeles, Calif.
Carrick Felix	ASU	G/F	Sr.	Goodyear, Ariz.
Brock Motum	WSU	F	Sr.	Brisbane, Aus.
C.J. Wilcox	WASH	G	Jr.	Pleasant Grove, Utah

### PAC-12 ALL-FRESHMAN

Name	School	Pos	Ht	Hometown
Kyle Anderson	UCLA	G	6-9	Fairview, N.J.
Jahii Carson	ASU	G	5-10	Mesa, Ariz.
Damyean Dotson	ORE	G	6-5	Houston, Texas
Shabazz Muhammad	UCLA	G/F	6-6	Las Vegas, Nev.
Josh Scott	COLO	F	6-10	Monument, Colo.

### PAC-12 ALL-DEFENSIVE

Name	School	Pos	Yr	Hometown
Jordan Bachynski	ASU	C	Jr.	Calgary, Alberta, Canada
Carrick Felix	ASU	G/F	Sr.	Goodyear, Ariz.
Josh Huestis	STAN	F	Jr.	Great Falls, Mont.
Arsalan Kazemi	ORE	F	Sr.	Esfahan, Iran
Roberson	COLO	F	Jr.	San Antonio, Texas

### PAC-12 ALL-ACADEMIC

#### First Team

Name	School	Year	GPA	Major
Sabatino Chen	COLO	Sr.	3.51	Mathematics
Carrick Felix	ASU	Grad.	3.50	Liberal Studies
John Gage	STAN	Jr.	3.65	Economics
Robbie Lemons	STAN	Jr.	3.51	Economics
Jeremy Olsen	UTAH	R-Fr.	3.79	Business

#### Second Team

Name	School	Year	GPA	Major
Andy Brown	STAN	R-Sr.	3.35	Communication
Shane Harris-Tunks	COLO	R-Jr.	3.39	Advertising
Stefan Nastic	STAN	R-So.	3.28	Psychology
Dwight Powell	STAN	Jr.	3.23	Science, Technology & Society
Chasson Randle	STAN	So.	3.35	Undeclared

### PLAYER OF THE YEAR

Allen Crabbe, California

### CO-FRESHMEN OF THE YEAR

Jahii Carson, Arizona State; Shabazz Muhammad, UCLA

### DEFENSIVE PLAYER OF THE YEAR

André Roberson, Colorado

### MOST IMPROVED PLAYER OF THE YEAR

Dwight Powell, Stanford

### COACH OF THE YEAR

Dana Altman, Oregon



Pac-12 Player of the Year Allen Crabbe

TEAM STATISTICS

SCORING OFFENSE

	G	W-L	Pts	Avg
1. UCLA	35	25-10	2604	74.4
2. Arizona	35	27-8	2570	73.4
3. Oregon State	32	14-18	2304	72.0
4. Arizona State	35	22-13	2512	71.8
5. Oregon	37	28-9	2650	71.6
6. Stanford	34	19-15	2397	70.5
7. Washington	34	18-16	2309	67.9
8. Colorado	33	21-12	2230	67.6
9. California	33	21-12	2218	67.2
10. USC	32	14-18	2101	65.7
11. Washington State	32	13-19	2061	64.4
12. Utah	33	15-18	2117	64.2

SCORING DEFENSE

	G	Pts	Avg
1. Washington State	32	2015	63.0
2. Utah	33	2086	63.2
3. Oregon	37	2352	63.6
4. Colorado	33	2098	63.6
5. Arizona	35	2226	63.6
6. California	33	2123	64.3
7. Stanford	34	2260	66.5
8. Washington	34	2285	67.2
9. Arizona State	35	2363	67.5
10. USC	32	2163	67.6
11. UCLA	35	2427	69.3
12. Oregon State	32	2248	70.2

SCORING MARGIN

	G	Off	Def	Mar
1. Arizona	35	73.4	63.6	+9.8
2. Oregon	37	71.6	63.6	+8.1
3. UCLA	35	74.4	69.3	+5.1
4. Arizona State	35	71.8	67.5	+4.3
5. Stanford	34	70.5	66.5	+4.0
6. Colorado	33	67.6	63.6	+4.0
7. California	33	67.2	64.3	+2.9
8. Oregon State	32	72.0	70.2	+1.8
9. Washington State	32	64.4	63.0	+1.4
10. Utah	33	64.2	63.2	+0.9
11. Washington	34	67.9	67.2	+0.7
12. USC	32	65.7	67.6	-1.9

FIELD GOAL PERCENTAGE

	G	FG	FGA	Pct
1. Arizona State	35	902	1964	459
2. Arizona	35	880	1933	455
3. UCLA	35	961	2131	451
4. Oregon	37	944	2109	448
5. Oregon State	32	829	1855	447
6. California	33	833	1875	444
7. Utah	33	754	1717	439
8. Washington	34	841	1931	436
9. Colorado	33	775	1788	433
10. Washington State	32	717	1681	427
11. USC	32	778	1826	426
12. Stanford	34	832	2002	416

3-POINT FIELD GOAL PERCENTAGE

	G	3P	3PA	Pct
1. Arizona	35	269	725	371
2. Oregon State	32	186	511	364
3. Utah	33	196	542	362
4. Stanford	34	237	660	359
5. Washington State	32	232	669	347
6. Arizona State	35	250	722	346
7. Colorado	33	178	517	344
8. Washington	34	181	528	343
9. USC	32	166	486	342
10. Oregon	37	192	576	333
11. UCLA	35	171	514	333
12. California	33	134	443	302

FREE THROW PERCENTAGE

	G	FT	FTA	Pct
1. Utah	33	413	547	75.5
2. Arizona	35	541	722	74.9
3. Stanford	34	496	668	74.3
4. UCLA	35	511	706	72.4
5. California	33	418	585	71.5
6. Oregon	37	570	809	70.5
7. USC	32	379	547	69.3
8. Washington State	32	395	574	68.8
9. Colorado	33	502	732	68.6
10. Washington	34	446	653	68.3
11. Oregon State	32	460	687	67.0
12. Arizona State	35	458	706	64.9

REBOUND MARGIN

	G	Team	Avg	Opp	Avg	Mar
1. Arizona	35	1273	36.4	1051	30.0	+6.3
2. Oregon	37	1389	37.5	1157	31.3	+6.3
3. Washington	34	1237	36.4	1101	32.4	+4.0
4. Colorado	33	1227	37.2	1119	33.9	+3.3
5. California	33	1228	37.2	1133	34.3	+2.9
6. Washington State	32	1067	33.3	1004	31.4	+2.0
7. Stanford	34	1235	36.3	1173	34.5	+1.8
8. Oregon State	32	1185	37.0	1134	35.4	+1.6
9. Arizona State	35	1261	36.0	1251	35.7	+0.3
10. Utah	33	1132	34.3	1126	34.1	+0.2
11. USC	32	1130	35.3	1131	35.3	+0.0
12. UCLA	35	1276	36.5	1333	38.1	-1.6

FIELD GOAL PCT DEFENSE

	G	FG	FGA	Pct
1. California	33	753	1915	39.3
2. Utah	33	743	1869	39.8
3. Colorado	33	769	1918	40.1
4. Arizona State	35	861	2098	41.0
5. Arizona	35	784	1909	41.1
6. Oregon	37	845	2039	41.4
7. USC	32	749	1805	41.5
8. UCLA	35	926	2181	42.5
9. Stanford	34	814	1915	42.5
10. Washington State	32	713	1663	42.9
11. Oregon State	32	823	1908	43.1
12. Washington	34	834	1927	43.3

## INDIVIDUAL STATISTICS

### SCORING

	G	FG	3FG	FT	Pts	Avg
1. Motum, Brock-WSU	32	216	45	120	597	18.7
2. Carson, Jahii-ASU	35	231	33	152	647	18.5
<b>3. Crabbe, Allen-CAL</b>	<b>33</b>	<b>215</b>	<b>64</b>	<b>113</b>	<b>607</b>	<b>18.4</b>
4. Muhammad, Shabazz-UCLA	32	202	40	128	572	17.9
5. Nelson, Roberto-OSU	32	179	56	155	569	17.8
6. Wilcox, C.J.-WASH	34	201	75	93	570	16.8
7. Lyons, Mark-ARIZ	35	177	67	125	546	15.6
8. Dinwiddie, Spencer-COLO	33	130	47	198	505	15.3
Adams, Jordan-UCLA	33	165	46	129	505	15.3
<b>10. Cobbs, Justin-CAL</b>	<b>33</b>	<b>172</b>	<b>26</b>	<b>127</b>	<b>497</b>	<b>15.1</b>

### REBOUNDING

	G	Off	Def	Reb	Avg
1. Roberson, Andre-COLO	31	92	255	347	11.2
2. Moreland, Eric-OSU	29	85	222	307	10.6
3. Kazemi, Arsalan-ORE	35	98	252	350	10.0
4. N'Diaye, Aziz-WASH	34	112	196	308	9.1
5. Huestis, Josh-STAN	34	111	196	307	9.0
6. Anderson, Kyle-UCLA	35	74	228	302	8.6
7. Powell, Dwight-STAN	34	72	213	285	8.4
8. Felix, Carrick-ASU	35	73	212	285	8.1
9. Loveridge, Jordan-UTAH	32	73	150	223	7.0
10. Dedmon, Dewayne-USC	31	70	146	216	7.0

### FIELD GOAL PERCENTAGE

	G	FG	FGA	Pct
1. Kazemi, Arsalan-ORE	35	113	190	595
2. Bachynski, Jordan-ASU	35	134	230	583
3. Moreland, Eric-OSU	29	105	183	574
4. N'Diaye, Aziz-WASH	34	125	223	561
5. Washburn, Jason-UTAH	33	166	302	550
6. Woods, Tony-ORE	37	126	241	523
7. Johnson, Xavier-COLO	33	105	204	515
8. Collier, Devon-OSU	32	146	285	512
9. Felix, Carrick-ASU	35	189	378	500
10. Burton, Joe-OSU	32	151	303	498

### 3-POINT FIELD GOAL PERCENTAGE

	G	3P	3PA	Pct
1. Gage, John-STAN	34	45	101	446
2. Taylor, Brandon-UTAH	29	34	81	420
3. DuBois, Jarred-UTAH	32	42	101	416
4. Nelson, Roberto-OSU	32	56	141	397
5. Parrom, Kevin-ARIZ	35	42	106	396
6. Starks, Ahmad-OSU	32	64	162	395
7. Johnson, Nick-ARIZ	35	42	107	393
8. Hill, Solomon-ARIZ	35	57	146	390
9. Suggs, Scott-WASH	31	55	142	387
10. Woolridge, Royce-WSU	32	43	113	381

### FREE THROW PERCENTAGE

	G	FT	FTA	Pct
1. Lyons, Mark-ARIZ	35	125	146	856
2. DuBois, Jarred-UTAH	32	114	134	851
3. Adams, Jordan-UCLA	33	129	153	843
<b>4. Cobbs, Justin-CAL</b>	<b>33</b>	<b>127</b>	<b>151</b>	<b>841</b>
5. Dinwiddie, Spencer-COLO	33	198	240	825
6. Wilcox, C.J.-WASH	34	93	114	816
7. Wear, Travis-UCLA	32	66	81	815
<b>8. Crabbe, Allen-CAL</b>	<b>33</b>	<b>113</b>	<b>139</b>	<b>813</b>
9. Powell, Dwight-STAN	34	133	167	796
10. Singler, E.J.-ORE	37	99	126	786

### ASSISTS

	G	Ast	Avg
1. Drew II, Larry-UCLA	35	256	7.3
2. Fontan, Jio-USC	32	168	5.3
3. Carson, Jahii-ASU	35	177	5.1
<b>4. Cobbs, Justin-CAL</b>	<b>33</b>	<b>158</b>	<b>4.8</b>
5. Gaddy, Abdul-WASH	34	157	4.6
6. Anderson, Kyle-UCLA	35	122	3.5
7. Bright, Aaron-STAN	30	103	3.4
8. Burton, Joe-OSU	32	109	3.4
9. Artis, Dominic-ORE	28	90	3.2
10. Johnson, Nick-ARIZ	35	112	3.2

### STEALS

	G	Stl	Avg
1. Adams, Jordan-UCLA	33	73	2.2
2. Roberson, Andre-COLO	31	67	2.2
3. Kazemi, Arsalan-ORE	35	71	2.0
4. Johnson, Nick-ARIZ	35	68	1.9
5. Anderson, Kyle-UCLA	35	62	1.8
6. Artis, Dominic-ORE	28	43	1.5
7. Felix, Carrick-ASU	35	50	1.4
8. Drew II, Larry-UCLA	35	49	1.4
9. Loyd, Johnathan-ORE	37	51	1.4
10. Gordon, Evan-ASU	35	47	1.3

### BLOCKED SHOTS

	G	Blk	Avg
1. Bachynski, Jordan-ASU	35	120	3.4
2. Moreland, Eric-OSU	29	73	2.5
3. Dedmon, Dewayne-USC	31	66	2.1
4. Huestis, Josh-STAN	34	71	2.1
<b>5. Kravish, David-CAL</b>	<b>33</b>	<b>63</b>	<b>1.9</b>
6. Washburn, Jason-UTAH	33	49	1.5
7. Oraby, Omar-USC	32	47	1.5
8. Roberson, Andre-COLO	31	41	1.3
9. N'Diaye, Aziz-WASH	34	40	1.2
10. Powell, Dwight-STAN	34	39	1.1





WISCONSIN 81, CALIFORNIA 56

Dec. 2, 2012 - Kohl Center - Madison, Wisc.

Official Basketball Box Score -- Game Totals -- Final Statistics
CAL vs Wisconsin
12/02/12 3pm at Kohl Center, Madison, Wis.

CAL 56 • 6-1

Table with columns for Player, FG-FGA, 3-PT, FT-FTA, Rebounds (Off, Def, Tot), PF, TP, A TO Blk Stl, Min. Lists stats for 34 players and team totals.

FG % 1st Half: 10-25 40.0% 2nd half: 8-22 36.4% Game: 18-47 38.3%
3FG % 1st Half: 0-1 0.0% 2nd half: 3-8 37.5% Game: 3-9 33.3%
FT % 1st Half: 4-6 66.7% 2nd half: 13-20 65.0% Game: 17-26 65.4%

Wisconsin 81 • 5-3

Table with columns for Player, FG-FGA, 3-PT, FT-FTA, Rebounds (Off, Def, Tot), PF, TP, A TO Blk Stl, Min. Lists stats for 44 players and team totals.

FG % 1st Half: 15-31 48.4% 2nd half: 15-27 55.6% Game: 30-58 51.7%
3FG % 1st Half: 3-13 23.1% 2nd half: 4-8 50.0% Game: 7-21 33.3%
FT % 1st Half: 4-8 50.0% 2nd half: 10-17 58.8% Game: 14-25 56.0%

Officials: Bo Boroski, Mike Eades, Ted Valentine
Technical fouls: CAL-Solomon, Richard, Wisconsin-None.
Attendance: 16596

Score by periods table with columns for 1st, 2nd, Total and Points in Paint, Off T/O, 2nd Chance, Fast Break, Bench for CAL and Wisconsin.

Last FG - CAL 2nd-00:53, WIS 2nd-01:04.
Largest lead - CAL by 2 1st-17:55, WIS by 29 2nd-04:39.

Score tied - 1 time.
Lead changed - 5 times.

No. 16 CREIGHTON 74, CALIFORNIA 64

Dec. 15, 2012 - Haas Pavilion - Berkeley, Calif.

Official Basketball Box Score -- Game Totals -- Final Statistics
Creighton vs CAL
12/15/12 08:06 p.m. at Haas Pavilion

Creighton 74 • 10-1

Table with columns for Player, FG-FGA, 3-PT, FT-FTA, Rebounds (Off, Def, Tot), PF, TP, A TO Blk Stl, Min. Lists stats for 34 players and team totals.

FG % 1st Half: 12-31 38.7% 2nd half: 13-30 43.3% Game: 25-61 41.0%
3FG % 1st Half: 3-11 27.3% 2nd half: 5-11 45.5% Game: 8-22 36.4%
FT % 1st Half: 7-10 70.0% 2nd half: 9-11 81.8% Game: 16-21 76.2%

CAL 64 • 6-3

Table with columns for Player, FG-FGA, 3-PT, FT-FTA, Rebounds (Off, Def, Tot), PF, TP, A TO Blk Stl, Min. Lists stats for 35 players and team totals.

FG % 1st Half: 12-37 32.4% 2nd half: 15-41 36.6% Game: 27-78 34.6%
3FG % 1st Half: 2-8 25.0% 2nd half: 1-9 11.1% Game: 3-17 17.6%
FT % 1st Half: 3-6 50.0% 2nd half: 4-7 57.1% Game: 7-13 53.8%

Officials: Michael Greenstein, Michael Reed, Deron White
Technical fouls: Creighton-None, CAL-Solomon, Richard.
Attendance: 8116

Score by periods table with columns for 1st, 2nd, Total and Points in Paint, In T/O, Off T/O, 2nd Chance, Fast Break, Bench for Creighton and CAL.

Last FG - CU 2nd-04:28, CAL 2nd-00:23.
Largest lead - CU by 14 2nd-08:46, CAL None.

Score tied - 0 times.
Lead changed - 0 times.

No. 21 UNLV 76, CALIFORNIA 75

Dec. 9, 2012 - Haas Pavilion - Berkeley, Calif.

Official Basketball Box Score -- Game Totals -- Final Statistics
UNLV vs CAL
12/09/12 3:05 at Berkeley, Calif.

UNLV 76 • 7-1

Table with columns for Player, FG-FGA, 3-PT, FT-FTA, Rebounds (Off, Def, Tot), PF, TP, A TO Blk Stl, Min. Lists stats for 15 players and team totals.

FG % 1st Half: 15-34 44.1% 2nd half: 11-27 40.7% Game: 26-61 42.6%
3FG % 1st Half: 2-4 50.0% 2nd half: 3-8 37.5% Game: 5-17 29.4%
FT % 1st Half: 13-17 76.5% 2nd half: 6-10 60.0% Game: 19-27 70.4%

CAL 75 • 6-2

Table with columns for Player, FG-FGA, 3-PT, FT-FTA, Rebounds (Off, Def, Tot), PF, TP, A TO Blk Stl, Min. Lists stats for 35 players and team totals.

FG % 1st Half: 17-26 65.4% 2nd half: 11-27 40.7% Game: 28-53 52.8%
3FG % 1st Half: 2-4 50.0% 2nd half: 2-5 40.0% Game: 4-9 44.4%
FT % 1st Half: 2-8 25.0% 2nd half: 13-20 65.0% Game: 15-28 53.6%

Officials: Verne Harris, David Hall, Randy McCall
Technical fouls: UNLV-None, CAL-None.

Attendance: 8724

Score by periods table with columns for 1st, 2nd, Total and Points in Paint, In T/O, Off T/O, 2nd Chance, Fast Break, Bench for UNLV and CAL.

Last FG - UNLV 2nd-00:01, CAL 2nd-01:17.
Largest lead - UNLV by 9 1st-01:07, CAL by 8 1st-16:54.

Score tied - 13 times.
Lead changed - 7 times.

CALIFORNIA 68, UC SANTA BARBARA 59

Dec. 18, 2012 - Haas Pavilion - Berkeley, Calif.

Official Basketball Box Score -- Game Totals -- Final Statistics
UCSB vs CAL
12/18/12 8:06 p.m. at Berkeley, Calif.

UCSB 59 • 4-6

Table with columns for Player, FG-FGA, 3-PT, FT-FTA, Rebounds (Off, Def, Tot), PF, TP, A TO Blk Stl, Min. Lists stats for 12 players and team totals.

FG % 1st Half: 8-27 29.6% 2nd half: 14-39 35.9% Game: 22-66 33.3%
3FG % 1st Half: 6-15 40.0% 2nd half: 7-15 46.7% Game: 13-30 43.3%
FT % 1st Half: 0-0 0.0% 2nd half: 2-5 40.0% Game: 2-5 40.0%

CAL 68 • 7-3

Table with columns for Player, FG-FGA, 3-PT, FT-FTA, Rebounds (Off, Def, Tot), PF, TP, A TO Blk Stl, Min. Lists stats for 12 players and team totals.

FG % 1st Half: 14-38 36.8% 2nd half: 14-27 51.9% Game: 28-65 43.1%
3FG % 1st Half: 3-8 37.5% 2nd half: 3-6 50.0% Game: 6-14 42.9%
FT % 1st Half: 1-2 50.0% 2nd half: 5-8 62.5% Game: 6-10 60.0%

Officials: Mike Scypchens, Daryl Gelinas, Brett Nansel
Technical fouls: UCSB-Brown, Taran, CAL-Cobbs, Justin.
Attendance: 6489

Score by periods table with columns for 1st, 2nd, Total and Points in Paint, In T/O, Off T/O, 2nd Chance, Fast Break, Bench for UCSB and CAL.

Last FG - UCSB 2nd-00:17, CAL 2nd-02:33.
Largest lead - UCSB by 3 1st-19:25, CAL by 22 2nd-09:02.

Score tied - 2 times.
Lead changed - 1 time.





CALIFORNIA 72, USC 64

Jan. 5, 2013 - Galen Center - Los Angeles, Calif.

Official Basketball Box Score -- Game Totals -- Final Statistics
CAL vs USC
1/05/13 8:00 p.m. at Los Angeles, Calif. (Galen Center)

CAL 72 • 9-5, 1-1

Table with columns: Player, FG-FGA, 3-Ptr, FT-FTA, Rebounds (Off, Def, Tot), PF, TP, A TO Blk, Stl, Min. Lists stats for 35 players and team totals.

FG % 1st Half: 12-27 44.4% 2nd half: 11-21 52.4% Game: 23-48 47.9%
3FG % 1st Half: 2-4 50.0% 2nd half: 3-4 75.0% Game: 5-8 62.5%
FT % 1st Half: 6-10 60.0% 2nd half: 15-16 93.8% Game: 21-26 80.8%

USC 64 • 6-9, 1-1

Table with columns: Player, FG-FGA, 3-Ptr, FT-FTA, Rebounds (Off, Def, Tot), PF, TP, A TO Blk, Stl, Min. Lists stats for 14 players and team totals.

FG % 1st Half: 11-27 40.7% 2nd half: 16-39 41.0% Game: 27-66 40.9%
3FG % 1st Half: 2-7 28.6% 2nd half: 0-4 0.0% Game: 2-11 18.2%
FT % 1st Half: 5-10 50.0% 2nd half: 3-8 37.5% Game: 8-18 44.4%

Officials: Michael Greenstein, Randy McCall, Justin Van Duyne
Technical fouls: CAL-None. USC-None.
Attendance: 4372

Score by periods table with columns: 1st, 2nd, Total. Shows scores for CAL and USC.

Points in Paint, Off T/O, 2nd Chance, Fast Break, Bench. Shows statistics for CAL and USC.

Last FG - CAL 2nd-00:18, USCM 2nd-00:31.
Largest lead - CAL by 8 2nd-14:14, USCM by 3 1st-19:28.

Score tied - 4 times.
Lead changed - 5 times.

CALIFORNIA 67, WASHINGTON STATE 54

Jan. 12, 2013 - Haas Pavilion - Berkeley, Calif.

Official Basketball Box Score -- Game Totals -- Final Statistics
WSU vs CAL
1/12/13 1:05 p.m. at Berkeley, Calif.

WSU 54 • 9-7, 0-3

Table with columns: Player, FG-FGA, 3-Ptr, FT-FTA, Rebounds (Off, Def, Tot), PF, TP, A TO Blk, Stl, Min. Lists stats for 14 players and team totals.

FG % 1st Half: 10-28 35.7% 2nd half: 10-32 31.3% Game: 20-60 33.3%
3FG % 1st Half: 1-8 12.5% 2nd half: 3-10 30.0% Game: 4-18 22.2%
FT % 1st Half: 6-10 60.0% 2nd half: 4-11 36.4% Game: 10-21 47.6%

CAL 67 • 10-6, 2-2

Table with columns: Player, FG-FGA, 3-Ptr, FT-FTA, Rebounds (Off, Def, Tot), PF, TP, A TO Blk, Stl, Min. Lists stats for 14 players and team totals.

FG % 1st Half: 9-21 42.9% 2nd half: 9-16 56.3% Game: 18-37 48.6%
3FG % 1st Half: 2-6 33.3% 2nd half: 1-5 20.0% Game: 3-11 27.3%
FT % 1st Half: 9-12 75.0% 2nd half: 19-24 79.2% Game: 28-36 77.8%

Officials: Michael Reed, Rodrick Dixon, Kurt Walker
Technical fouls: WSU-None. CAL-None.
Attendance: 7347

Score by periods table with columns: 1st, 2nd, Total. Shows scores for WSU and CAL.

Points in Paint, Off T/O, 2nd Chance, Fast Break, Bench. Shows statistics for WSU and CAL.

Last FG - WSU 2nd-00:36, CAL 2nd-05:01.
Largest lead - WSU by 3 2nd-15:05, CAL by 15 2nd-01:02.

Score tied - 9 times.
Lead changed - 10 times.

WASHINGTON 62, CALIFORNIA 47

Jan. 9, 2013 - Haas Pavilion - Berkeley, Calif.

Official Basketball Box Score -- Game Totals -- Final Statistics
Washington vs CAL
01-09-13 8:05 at Berkeley, Calif.

Washington 62 • 10-5, 2-0

Table with columns: Player, FG-FGA, 3-Ptr, FT-FTA, Rebounds (Off, Def, Tot), PF, TP, A TO Blk, Stl, Min. Lists stats for 14 players and team totals.

FG % 1st Half: 15-39 38.5% 2nd half: 10-28 35.7% Game: 25-67 37.3%
3FG % 1st Half: 0-8 0.0% 2nd half: 2-3 66.7% Game: 2-11 18.2%
FT % 1st Half: 4-5 80.0% 2nd half: 6-8 75.0% Game: 10-13 76.9%

CAL 47 • 9-6, 1-2

Table with columns: Player, FG-FGA, 3-Ptr, FT-FTA, Rebounds (Off, Def, Tot), PF, TP, A TO Blk, Stl, Min. Lists stats for 14 players and team totals.

FG % 1st Half: 8-22 36.4% 2nd half: 12-31 38.7% Game: 20-53 37.7%
3FG % 1st Half: 1-1 100.0% 2nd half: 0-5 0.0% Game: 1-6 16.7%
FT % 1st Half: 3-10 30.0% 2nd half: 3-6 50.0% Game: 6-16 37.5%

Officials: Daryl Gelinas, Chris Rastatter, Michael Irving
Technical fouls: Washington-None. CAL-None.
Attendance: 6856

Score by periods table with columns: 1st, 2nd, Total. Shows scores for Washington and CAL.

Points in Paint, Off T/O, 2nd Chance, Fast Break, Bench. Shows statistics for WASH and CAL.

Last FG - WASH 2nd-02:03, CAL 2nd-00:17.
Largest lead - WASH by 19 2nd-01:40, CAL by 3 1st-15:14.

Score tied - 6 times.
Lead changed - 3 times.

STANFORD 69, CALIFORNIA 59

Jan. 19, 2013 - Maples Pavilion - Stanford, Calif.

Official Basketball Box Score -- Game Totals -- Final Statistics
CAL vs Stanford
1/19/13 1:30 p.m. at Stanford, CA

CAL 59 • 10-7, 2-3 Pac-12

Table with columns: Player, FG-FGA, 3-Ptr, FT-FTA, Rebounds (Off, Def, Tot), PF, TP, A TO Blk, Stl, Min. Lists stats for 14 players and team totals.

FG % 1st Half: 11-30 36.7% 2nd half: 11-33 33.3% Game: 22-63 34.9%
3FG % 1st Half: 2-5 40.0% 2nd half: 2-6 33.3% Game: 4-11 36.4%
FT % 1st Half: 5-6 83.3% 2nd half: 6-9 66.7% Game: 11-15 73.3%

Stanford 69 • 11-7, 2-3 Pac-12

Table with columns: Player, FG-FGA, 3-Ptr, FT-FTA, Rebounds (Off, Def, Tot), PF, TP, A TO Blk, Stl, Min. Lists stats for 14 players and team totals.

FG % 1st Half: 11-26 42.3% 2nd half: 8-27 29.6% Game: 19-53 35.8%
3FG % 1st Half: 5-9 55.6% 2nd half: 1-6 16.7% Game: 6-15 40.0%
FT % 1st Half: 10-14 71.4% 2nd half: 15-17 88.2% Game: 25-31 80.6%

Officials: Mike Scypfers, Randy McCall, Don McAllister
Technical fouls: CAL-None. Stanford-None.
Attendance: 5877

Score by periods table with columns: 1st, 2nd, Total. Shows scores for CAL and Stanford.

Points in Paint, Off T/O, 2nd Chance, Fast Break, Bench. Shows statistics for CAL and STAN.

Last FG - CAL 2nd-00:29, STAN 2nd-02:40.
Largest lead - CAL by 6 1st-13:04, STAN by 13 2nd-01:40.

Score tied - 3 times.
Lead changed - 3 times.







**CALIFORNIA 64, UTAH 46**

**Feb. 28, 2013 - Haas Pavilion - Berkeley, Calif.**

Official Basketball Box Score -- Game Totals -- Final Statistics  
Utah vs CAL  
2/28/13 6:05 p.m. at Berkeley, Calif.

Utah 46 • 11-16, 3-12

##	Player	Total			3-Ptr			Rebounds			PF	TP	A	TO	Blk	Stl	Min
		FG-FGA	FG-FGA	FT-FTA	FG-FGA	FG-FGA	FT-FTA	Off	Def	Tot							
21	Loveridge, Jordan	f	3-10	1-2	2-2	4	7	11	1	9	0	1	0	1	0	25	
42	Washburn, Jason	f	2-9	0-0	0-0	1	3	4	1	4	0	0	0	0	0	14	
05	DuBois, Jarred	g	1-8	1-4	4-4	0	4	4	1	7	0	5	0	1	1	30	
11	Taylor, Brandon	g	1-6	1-5	0-0	1	2	3	2	3	3	2	0	1	28		
43	Martin, Cedric	g	0-0	0-0	0-0	0	0	0	1	0	1	0	0	0	12		
01	Dean, Glen	g	2-6	0-3	2-2	0	0	0	4	6	1	1	0	0	20		
03	Seymour, Justin	g	0-0	0-0	0-0	1	1	2	0	0	1	0	0	0	2		
10	Lenz, Renan	g	2-4	0-0	0-0	0	2	2	1	4	0	0	0	1	10		
14	Tucker, Dakarai	g	3-7	0-3	1-1	0	2	2	2	7	1	0	0	1	27		
20	Osterloh, Ryan	g	0-0	0-0	0-0	0	0	0	0	0	0	0	0	0	1		
31	Bachynski, Dallin	g	0-2	0-0	1-6	0	2	2	1	1	2	0	0	0	10		
41	Olsen, Jeremy	g	2-3	0-0	1-2	2	2	4	1	5	1	1	0	0	21		
	Team					0	0	0									
	Totals		16-55	3-17	11-17	9	25	34	15	46	10	11	0	1	200		

FG % 1st Half: 9-28 32.1% 2nd half: 7-27 25.9% Game: 16-55 29.1%  
3FG % 1st Half: 2-9 22.2% 2nd half: 1-8 12.5% Game: 3-17 17.6%  
FT % 1st Half: 4-4 100.0 2nd half: 7-13 53.8% Game: 11-17 64.7%  
Deadball Rebounds: 3

CAL 64 • 19-9, 11-5

##	Player	Total			3-Ptr			Rebounds			PF	TP	A	TO	Blk	Stl	Min
		FG-FGA	FG-FGA	FT-FTA	FG-FGA	FG-FGA	FT-FTA	Off	Def	Tot							
35	Solomon, Richard	f	3-6	1-1	0-0	0	5	5	2	7	0	0	1	0	27		
45	Kravish, David	f	3-3	0-0	0-0	1	3	4	1	6	0	1	4	2	23		
01	Cobbs, Justin	g	2-8	0-3	8-8	0	1	1	2	12	7	2	1	0	36		
03	Wallace, Tyrone	g	5-14	1-5	0-0	2	3	5	0	11	3	2	0	1	29		
23	Crabbe, Allen	g	5-12	4-9	1-1	0	11	11	3	15	1	4	1	0	33		
10	Galvin, Garrett	g	0-0	0-0	0-0	0	0	0	0	0	0	0	0	0	2		
12	Smith, Brandon	g	0-3	0-3	4-4	0	0	0	4	3	0	0	0	0	16		
15	Bak, Bak	g	0-3	0-1	0-0	1	1	2	0	0	0	0	1	0	9		
20	Johnson, Kahlil	g	0-2	0-1	0-0	0	1	1	1	0	0	0	0	0	1		
21	Powers, Jeff	g	1-1	1-1	0-0	0	0	0	1	3	0	0	0	0	4		
34	Thurman, Robert	g	3-3	0-0	0-2	2	6	8	1	6	1	1	0	1	20		
	Team					2	1	3									
	Totals		22-55	7-24	13-15	8	32	40	15	64	15	11	7	4	200		

FG % 1st Half: 12-27 44.4% 2nd half: 10-28 35.7% Game: 22-55 40.0%  
3FG % 1st Half: 5-14 35.7% 2nd half: 2-10 20.0% Game: 7-24 29.2%  
FT % 1st Half: 5-7 71.4% 2nd half: 8-8 100.0 Game: 13-15 86.7%  
Deadball Rebounds: 21

Officials: Chris Rastatter, Joe DeRosa, Keith Kimble  
Technical fouls: Utah-None. CAL-None.  
Attendance: 7091

Score by periods	1st	2nd	Total
Utah	24	22	46
CAL	34	30	64

Last FG - UTAH 2nd-00:45, CAL 2nd-00:25.  
Largest lead - UTAH by 8 1st-06:33, CAL by 22 2nd-03:33.

Points	In Paint	Off T/O	2nd Chance	Fast Break	Bench
UTAH	16	12	11	4	23
CAL	24	18	8	11	13

Score tied - 2 times.  
Lead changed - 4 times.



Robert Thurman

**STANFORD 83, CALIFORNIA 70**

**March 6, 2013 - Haas Pavilion - Berkeley, Calif.**

Official Basketball Box Score -- Game Totals -- Final Statistics  
Stanford vs CAL  
3/6/13 8:05 p.m. at Berkeley, Calif.

Stanford 83 • 18-13, 9-9

##	Player	Total			3-Ptr			Rebounds			PF	TP	A	TO	Blk	Stl	Min
		FG-FGA	FG-FGA	FT-FTA	FG-FGA	FG-FGA	FT-FTA	Off	Def	Tot							
11	Brown, Andy	f	3-5	1-2	1-1	0	2	2	3	8	1	2	0	1	0	33	
24	Huestis, Josh	f	5-8	2-3	6-7	0	4	4	0	18	1	0	4	1	36		
33	Powell, Dwight	f	3-8	0-0	5-6	1	5	6	4	11	4	3	1	1	28		
02	Bright, Aaron	g	5-11	2-5	4-6	0	2	2	2	16	3	0	0	0	34		
05	Randle, Chasson	g	7-10	4-5	2-2	1	2	3	5	20	4	1	0	1	34		
01	Sanders, Christian	g	0-1	0-0	2-2	0	0	0	1	2	0	0	0	0	3		
12	Allen, Rosco	g	0-1	0-0	0-0	0	1	1	0	0	0	0	0	0	7		
23	Harris, Gabriel	g	0-0	0-0	0-0	0	1	1	1	0	1	0	0	0	9		
40	Gage, John	g	1-5	0-2	6-6	1	1	2	1	8	0	0	0	2	16		
	Team					2	1	3									
	Totals		24-49	9-17	26-30	5	19	24	17	83	14	6	5	8	200		

FG % 1st Half: 12-25 48.0% 2nd half: 12-24 50.0% Game: 24-49 49.0%  
3FG % 1st Half: 5-11 45.5% 2nd half: 4-6 66.7% Game: 9-17 52.9%  
FT % 1st Half: 5-7 71.4% 2nd half: 21-23 91.3% Game: 26-30 86.7%  
Deadball Rebounds: 0

CAL 70 • 20-10, 12-6

##	Player	Total			3-Ptr			Rebounds			PF	TP	A	TO	Blk	Stl	Min
		FG-FGA	FG-FGA	FT-FTA	FG-FGA	FG-FGA	FT-FTA	Off	Def	Tot							
35	Solomon, Richard	f	4-5	0-0	0-0	1	1	2	5	8	2	1	1	0	21		
45	Kravish, David	f	4-6	0-0	0-2	2	6	8	1	8	0	0	2	0	38		
01	Cobbs, Justin	g	7-12	1-3	9-10	1	4	5	2	24	6	8	0	0	37		
03	Wallace, Tyrone	g	1-7	0-3	0-0	0	2	2	5	2	1	1	0	1	27		
23	Crabbe, Allen	g	8-15	2-5	6-6	0	6	6	4	24	4	1	1	1	40		
12	Smith, Brandon	g	2-3	0-0	0-0	0	0	0	3	4	0	2	0	1	12		
15	Bak, Bak	g	0-1	0-1	0-0	0	0	0	0	0	0	0	0	1	1		
24	Kreklow, Ricky	g	0-3	0-0	0-0	1	1	2	2	0	1	1	0	1	13		
34	Thurman, Robert	g	0-0	0-0	0-0	0	1	1	0	0	0	0	0	0	11		
	Team					3	3	6									
	Totals		26-52	3-12	15-18	8	24	32	23	70	14	14	5	4	200		

FG % 1st Half: 14-25 56.0% 2nd half: 12-27 44.4% Game: 26-52 50.0%  
3FG % 1st Half: 1-4 25.0% 2nd half: 2-8 25.0% Game: 3-12 25.0%  
FT % 1st Half: 2-4 50.0% 2nd half: 13-14 92.9% Game: 15-18 83.3%  
Deadball Rebounds: 2

Officials: Mike Scypthers, Tony Padilla, Tommy Nunez  
Technical fouls: Stanford-Randle, Chasson; Powell, Dwight; Bright, Aaron.  
CAL-Wallace, Tyrone; Crabbe, Allen; Cobbs, Justin; TEAM.  
Attendance: 11877

Ejected at 5:04 of 2nd half for coming off the bench: Stanford's Gabriel Harris and Cal's Richard Solomon and 4 Stanford Assistant coaches and Cal Assistant Coach Gregg Gottlieb.

Score by periods	1st	2nd	Total
Stanford	34	49	83
CAL	31	39	70

Points	In Paint	Off T/O	2nd Chance	Fast Break	Bench
STAN	24	19	6	4	10
CAL	28	8	6	6	4

Last FG - STAN 2nd-03:17, CAL 2nd-00:09.  
Largest lead - STAN by 19 2nd-13:19, CAL by 4 1st-18:33.

Score tied - 3 times.  
Lead changed - 7 times.

# 2012-13 Box Scores

## UTAH 79, CALIFORNIA 69 (OT)

March 14, 2013 – MGM Grand Garden Arena – Las Vegas, Nev.

## CALIFORNIA 64, UNLV 61

March 21, 2013 – HP Pavilion – San Jose, Calif.

Official Basketball Box Score -- Game Totals -- Final Statistics  
Utah vs CAL  
03/14/13 6:00 PM at MGM Grand Garden Arena (Las Vegas, Nev.)

Utah 79 • 15-17, 5-13

#	Player	Total	3-Ptr			Rebounds			PF	TP	A	TO	Blk	Stl	Min
			FG-FGA	FG-FGA	FT-FTA	Off	Def	Tot							
21	Loveridge, Jordan	f	5-15	3-4	7-10	1	7	8	4	20	5	2	1	1	41
42	Martin, Cedric	f	0-1	0-1	0-0	0	0	0	2	0	2	0	0	0	25
43	Washburn, Jason	c	7-9	0-0	4-4	3	2	5	3	18	1	1	2	1	34
05	DuBois, Jarred	g	8-13	4-6	1-2	0	5	5	2	21	2	1	0	1	40
11	Taylor, Brandon	g	3-9	1-5	3-3	0	1	1	2	10	1	2	0	0	26
10	Dean, Glen	g	1-2	1-2	3-4	0	5	5	0	6	2	2	0	0	25
10	Lenz, Renan	g	0-0	0-0	0-0	0	0	0	0	0	0	0	0	0	2
14	Tucker, Dakarai	g	1-4	0-1	0-0	0	0	0	0	2	0	0	0	0	19
31	Bachynski, Dallin	g	0-1	0-0	0-0	1	0	1	0	0	1	0	0	0	4
41	Olsen, Jeremy	g	1-1	0-0	0-0	1	2	3	2	0	1	0	0	0	9
Team						1	1	2							
Totals			26-55	9-19	18-23	7	23	30	16	79	14	9	3	3	225

FG % 1st Half: 13-24 54.2% 2nd half: 10-28 35.7% OT: 3-3 100.0 Game: 26-55 47.3% Deadball Rebounds  
3FG % 1st Half: 4-10 40.0% 2nd half: 4-8 50.0% OT: 1-1 100.0 Game: 9-19 47.4%  
FT % 1st Half: 2-2 100.0 2nd half: 3-5 60.0% OT: 1-1 100.0 Game: 18-23 78.3%

CAL 69 • 20-11, 12-6

#	Player	Total	3-Ptr			Rebounds			PF	TP	A	TO	Blk	Stl	Min
			FG-FGA	FG-FGA	FT-FTA	Off	Def	Tot							
35	Solomon, Richard	f	3-6	0-1	2-2	3	8	11	4	8	0	2	0	3	37
45	Kravis, David	f	3-6	0-0	0-0	0	4	4	2	6	0	0	2	0	32
01	Cobbs, Justin	g	10-18	3-5	3-4	0	4	4	2	26	5	1	1	0	42
03	Wallace, Tyrone	g	1-8	0-2	0-0	3	2	5	3	2	0	3	0	0	26
23	Crabbe, Allen	g	6-18	2-8	7-8	3	3	6	1	21	1	3	1	0	40
12	Smith, Brandon	g	0-2	0-1	0-0	0	0	0	1	0	0	0	0	0	9
15	Bak, Bak	g	0-0	0-0	0-0	0	1	1	1	0	0	0	0	0	6
24	Kreklow, Ricky	g	2-4	2-3	0-0	1	1	2	3	6	0	2	0	0	18
34	Thurman, Robert	g	0-2	0-0	0-0	2	0	2	3	0	0	1	0	0	15
Team						3	2	5							
Totals			25-64	7-20	12-14	15	25	40	20	69	6	12	4	3	225

FG % 1st Half: 12-26 46.2% 2nd half: 9-26 34.6% OT: 4-12 33.3% Game: 25-64 39.1% Deadball Rebounds  
3FG % 1st Half: 3-7 42.9% 2nd half: 2-7 28.6% OT: 2-6 33.3% Game: 7-20 35.0%  
FT % 1st Half: 6-6 100.0 2nd half: 6-8 75.0% OT: 0-0 0.0% Game: 12-14 85.7%

Officials: Verne Harris, Deron White, Dave Hall  
Technical fouls: Utah-None. CAL-None.  
Attendance: 10566  
2013 Pac-12 Men's Basketball Tournament, Game 7

Score by periods	1st	2nd	OT	Total
Utah	32	27	20	79
CAL	33	26	10	69

Points	In	Off	2nd	Fast	Bench
UTAH	Paint	T/O	Chance	Break	
24	11	8	9	10	
CAL	22	8	11	5	6

Last FG - UTAH OT-01:47, CAL OT-00:30.  
Largest lead - UTAH by 13 OT-00:44, CAL by 8 2nd-14:03.

Score tied - 10 times.  
Lead changed - 10 times.

## No. 16 SYRACUSE 66, CALIFORNIA 60

March 23, 2013 – HP Pavilion – San Jose, Calif.

Official Basketball Box Score -- Game Totals -- Final Statistics  
CAL vs Syracuse  
03/23/13 06:50 p.m. at HP Pavilion (San Jose, Calif.)

CAL 60 • 21-12

#	Player	Total	3-Ptr			Rebounds			PF	TP	A	TO	Blk	Stl	Min
			FG-FGA	FG-FGA	FT-FTA	Off	Def	Tot							
35	Solomon, Richard	f	7-12	0-1	8-13	5	9	14	4	22	1	1	0	0	34
45	Kravis, David	f	1-3	0-0	2-2	1	5	6	3	4	3	2	1	2	21
01	Cobbs, Justin	g	2-9	0-5	1-2	0	1	1	4	5	4	4	0	2	31
03	Wallace, Tyrone	g	5-13	2-8	0-0	0	1	1	4	12	2	2	0	0	28
23	Crabbe, Allen	g	3-9	2-5	0-0	1	3	4	3	8	2	5	1	0	38
12	Smith, Brandon	g	0-0	0-0	0-0	1	1	2	0	0	0	0	0	1	9
15	Bak, Bak	g	0-3	0-2	0-0	2	1	3	4	0	2	3	0	1	21
24	Kreklow, Ricky	g	4-7	0-0	1-2	2	0	2	2	9	0	0	0	0	18
Team						1	0	1							
Totals			22-56	4-21	12-19	13	21	34	24	60	14	17	2	6	200

FG % 1st Half: 10-23 43.5% 2nd half: 12-33 36.4% Game: 22-56 39.3% Deadball Rebounds  
3FG % 1st Half: 1-8 12.5% 2nd half: 3-13 23.1% Game: 4-21 19.0%  
FT % 1st Half: 3-4 75.0% 2nd half: 9-15 60.0% Game: 12-19 63.2%

Syracuse 66 • 28-9

#	Player	Total	3-Ptr			Rebounds			PF	TP	A	TO	Blk	Stl	Min
			FG-FGA	FG-FGA	FT-FTA	Off	Def	Tot							
05	FAIR, C.J.	f	6-14	1-3	5-8	2	4	6	3	18	0	2	1	2	39
25	CHRISTMAS, Rakeem	f	1-3	0-0	1-2	1	4	5	2	3	0	1	1	1	16
43	SOUTHERLAND, James	f	4-8	2-5	4-4	2	7	9	5	14	2	2	0	4	35
01	CARTER-WILLIAMS, M.	g	4-8	0-1	4-9	1	1	2	1	12	3	5	0	1	38
20	TRICHE, Brandon	g	1-8	1-1	5-8	1	3	4	1	8	2	3	0	2	40
03	GRANT, Jerami	g	0-1	0-0	0-0	2	0	2	1	0	0	1	0	0	7
10	COONEY, Trevor	g	0-0	0-0	0-0	0	0	0	0	0	0	0	0	0	1
12	KEITA, Baye Moussa	g	2-4	0-0	7-10	4	3	7	3	11	0	1	1	0	24
Team						1	1	2							
Totals			18-46	4-10	26-41	14	23	37	16	66	7	15	3	10	200

FG % 1st Half: 12-29 41.4% 2nd half: 6-17 35.3% Game: 18-46 39.1% Deadball Rebounds  
3FG % 1st Half: 4-7 57.1% 2nd half: 0-3 0.0% Game: 4-10 40.0%  
FT % 1st Half: 4-5 80.0% 2nd half: 22-36 61.1% Game: 26-41 63.4%

Officials: Bryan Kersey, Don Dailey, Michael Scyphers  
Technical fouls: CAL-None. Syracuse-None.  
Attendance: 18030  
NCAA Third Round  
West Coast Conference, host

Score by periods	1st	2nd	Total
CAL	24	36	60
Syracuse	32	34	66

Points	In	Off	2nd	Fast	Bench
CAL	Paint	T/O	Chance	Break	
26	13	12	0	9	
SYR	28	20	18	0	11

Last FG - CAL 2nd-00:08, SYR 2nd-00:49.  
Largest lead - CAL by 2 1st-18:30, SYR by 14 2nd-11:11.

Score tied - 0 times.  
Lead changed - 1 time.



# CALIFORNIA

**CAL RECORDS**

## INDIVIDUAL

### POINTS

#### GAME

**Overall:** 48, Ed Gray at Washington State, Feb. 22, 1997  
**Home Court:** 41, Ray Murry vs. Stanford, March 5, 1977  
**Opponent Court:** 48, Ed Gray at Washington State, Feb. 22, 1997  
**First Half:** 26, Kevin Johnson vs. Stanford, Jan. 17, 1987  
**Second Half:** 38, Ed Gray at Washington State, Feb. 22, 1997  
**Winning Effort:** 41, Ray Murry vs. Stanford, March 5, 1977  
 41, Leon Powe vs. Oregon, March 10, 2006  
**Losing Effort:** 48, Ed Gray at Washington State, Feb. 22, 1997  
**Two Players:** 65, John Coughran (47) and Bill Duwe (18) at Utah State, Jan. 31, 1972  
 65, Ray Murry (41) and Tom Schneiderjohn (24) vs. Stanford, March 5, 1977  
 65, Russ Critchfield (36) and Bob Presley (29) at Oregon, Jan. 6, 1968

#### SEASON

**Overall:** 729, Lamond Murray, 1994  
**Conference Season:** 454, Lamond Murray, 1994  
**Overall Average:** 24.8, Ed Gray, 1997  
**Conference Average:** 26.1, Ed Gray, 1997  
**Freshman:** 590, Shareef Abdur-Rahim, 1996  
**Sophomore:** 697, Ryan Anderson, 2008  
**Junior:** 711, Lamond Murray, 1994  
**Senior:** 651, Jerome Randle, 2010  
**20-point Games:** 23, Lamond Murray, 1994  
**30-point Games:** 6, Ed Gray, 1997

#### CAREER

**Overall:** 1,835, Jerome Randle, 2007-2010  
**Conference:** 1,103, Lamond Murray, 1992-94  
**Overall Average:** 20.0, Ed Gray, 1996-97  
**Conference Average:** 20.9, Ed Gray, 1996-97  
**20-point Games:** 46, Lamond Murray, 1992-94  
**30-point Games:** 6, Mark McNamara, 1981-82  
 6, Ed Gray, 1996-97  
**Consecutive 10-point Games:** 51, Lamond Murray, Jan. 7, 1993 to March 17, 1994  
**Consecutive 20-point Games:** 11, Ed Gray, Jan. 9 to Feb. 15, 1997  
 8, Lamond Murray, March 6, 1993 to Nov. 19, 1993



Lamond Murray



Jerome Randle

### FIELD GOALS

#### GAME

**Made:** 21, John Coughran at Utah State, Jan. 31, 1972  
**Conference, Made:** 17, Dick Tamberg vs. Stanford, Feb. 26, 1954  
**Attempted:** 32, Ansley Truitt vs. Stanford, Feb. 4, 1972  
 32, Russ Critchfield vs. Western Kentucky, Dec. 29, 1967  
**Percentage:** 100.0, Brian Hendrick vs. USF, Dec. 2, 1989 (10-10)  
 100.0, Robert Thurman vs. UNLV, March 21, 2013 (6-6)

#### SEASON

**Made:** 262, Lamond Murray, 1994  
**Conference, Made:** 159, Lamond Murray, 1994  
**Attempted:** 550, Lamond Murray, 1994  
**Conference, Attempted:** 331, Lamond Murray, 1994  
**Percentage:** 70.2, Mark McNamara, 1982 (231-329)  
**Conference, Percentage:** 71.6, Mark McNamara, 1982 (151-211)

#### CAREER

**Made:** 661, Sean Lampley, 1998-2001  
**Conference, Made:** 417, Lamond Murray, 1992-94  
**Attempted:** 1,581, Bob McKeen, 1952-55  
**Conference, Attempted:** 843, Lamond Murray, 1992-94  
**Percentage:** 66.2, Mark McNamara, 1981-82 (413-624)  
**Conference, Percentage:** 67.0, Mark McNamara, 1981-82 (262-391)

### THREE-POINT FIELD GOALS

#### GAME

**Made:** 9, Joe Shipp vs. Fresno State, Dec. 11, 2001  
**Attempted:** 13, Richard Midgley at Arizona, Feb. 3, 2005  
**Percentage (min. 5):** 100.0, Amit Tamir vs. Arizona State, March 2, 2003 (5-5)  
 100.0, Eric Vierneisel vs. Washington, March 1, 2008 (5-5)

#### SEASON

**Made:** 92, Jerome Randle, 2010  
**Conference, Made:** 48, Jerome Randle, 2010  
**Attempted:** 228, Jerome Randle, 2010  
**Conference, Attempted:** 123, Geno Carlisle, 1998  
 123, Jerome Randle, 2010  
**Percentage:** 50.0, Billy Dreher, 1991 (56-112)  
**Conference, Percentage:** 51.4, Ryan Forehan-Kelly, 2000 (19-37)

#### CAREER

**Made:** 252, Jerome Randle, 2007-10  
**Conference, Made:** 135, Jerome Randle, 2007-10  
**Attempted:** 622, Jerome Randle, 2007-10  
**Conference, Attempted:** 355, Jerome Randle, 2007-10  
**Percentage:** 44.0, Theo Robertson, 2006-10, (154-350)  
**Conference, Percentage:** 45.1, Ryan Forehan-Kelly, 1999-02 (64-142)



**FREE THROWS**

**GAME**

**Made:** 20, Dave Butler vs. Arizona State, Feb. 26, 1987  
**Attempted:** 24, Dave Butler vs. Arizona State, Feb. 26, 1987  
**Percentage (min. 10):** 100.0, Ray Murry vs. LSU, Dec. 22, 1976 (14-14)  
**Conference Percentage:** 100.0, Larry Friend at UCLA, 1956 (12-12)

**SEASON**

**Made:** 194, Leon Powe, 2006  
**Conference, Made:** 135, Leon Powe, 2006  
**Attempted:** 270, Leon Powe, 2006  
**Conference, Attempted:** 181, Leon Powe, 2006  
**Percentage:** 93.3, Jerome Randle, 2010 (139-149)  
**Conference Percentage:** 96.3, Shantay Legans, 2002 (26-27)  
**Consecutive Made:** 36, Shantay Legans, Jan. 4-March 17, 2002  
 at Stanford (2), vs. Stanford (1), vs. Arizona (2), vs. Arizona State (2), vs. Oregon State (4), vs. Oregon (7), at Arizona State (8), vs. UCLA (2), vs. Arizona (2), vs. Penn (4), vs. Pittsburgh (2)

**CAREER**

**Made:** 481, Jackie Ridgle, 1969-71  
**Conference, Made:** 262, Brian Hendrick, 1990-93  
**Attempted:** 651, Sean Lampley, 1998-2001  
 651, Jackie Ridgle, 1969-71  
**Conference, Attempted:** 369, Sean Lampley, 1998-2001  
**Percentage:** 88.1, Jerome Randle, 2007-10  
**Conference Percentage:** 88.6, Jerome Randle, 2007-10

**REBOUNDS**

**GAME**

**Made:** 27, Bob Presley vs. St. Mary's, Dec. 6, 1967  
**Conference Made:** 25, Bob Presley vs. Oregon State, Feb. 24, 1968

**SEASON**

**Overall:** 382, Ansley Truitt, 1972  
**Conference:** 219, Mark McNamara, 1982  
**Average:** 14.5, Bob Presley, 1968  
**Conference Average:** 13.8, Bob Presley, 1969

**CAREER**

**Overall:** 1,019, Bob McKeen, 1952-55  
**Conference:** 493, Sean Lampley, 1998-01  
 493, Ansley Truitt, 1970-72  
**Average:** 12.8, Bob Presley, 1968-69  
**Conference Average:** 12.2, Bob Presley, 1968-69

**FOULS**

**SEASON**

**Committed:** 118, Markhuri Sanders-Frison, 2011

**CAREER**

**Committed:** 353, Dave Butler, 1983-87

**ASSISTS**

**GAME**

**Made:** 18, Jason Kidd at Stanford, Jan. 20, 1994

**SEASON**

**Made:** 272, Jason Kidd, 1994  
**Conference Made:** 170, Jason Kidd, 1994  
**Average:** 9.1, Jason Kidd, 1994  
**Conference Average:** 9.4, Jason Kidd, 1994

**CAREER**

**Made:** 546, Keith Smith, 1987-90  
**Conference, Made:** 317, Kevin Johnson, 1984-87  
**Average:** 8.4, Jason Kidd, 1993-94  
**Conference Average:** 8.5, Jason Kidd, 1993-94

**STEALS**

**GAME**

**Made:** 8, Jason Kidd vs. Washington, Jan. 28, 1993  
 8, A.J. Diggs at Cleveland State, Nov. 30, 2002

**SEASON**

**Made:** 110, Jason Kidd, 1993  
**Conference Made:** 66, Jason Kidd, 1993

**CAREER**

**Made:** 204, Jason Kidd, 1993-94  
**Conference Made:** 117, Jason Kidd, 1993-94

**BLOCKED SHOTS**

**GAME**

**Made:** 7, Michael Stewart vs. Stanford, Jan. 19, 1995  
 7, Michael Stewart vs. Stanford, Feb. 17, 1994  
 7, Michael Stewart vs. Cal State Northridge, Feb. 7, 1994

**SEASON**

**Made:** 63, David Kravish, 2013  
**Conference Made:** 42, Michael Stewart, 1994

**CAREER**

**Made:** 206, Michael Stewart, 1994-97  
**Conference Made:** 130, Michael Stewart, 1994-97

**GAMES**

**SEASON**

**Appeared In:** 36, Merv LaFaille, 1946  
 36, Jim Smith, 1946  
 36, Bob Hogeboom, 1946

**CAREER**

**Appeared In:** 134, Patrick Christopher, 2007-10  
**Consecutive Appeared In:** 134, Patrick Christopher, 2007-10  
**Started:** 113, Dave Butler, 1983-87

**MINUTES PLAYED**

**GAME**

**Number:** 63.5, Gene Ransom, vs. Oregon, Feb. 10, 1977 (5 OT)

**SEASON**

**Number:** 1,224, Jerome Randle, 2010

**CAREER**

**Number:** 4,120, Patrick Christopher, 2007-10

**TRIPLE-DOUBLES**

Kevin Johnson vs. Arizona, Jan. 22, 1987 (22-10-12)  
 Jason Kidd vs. Maryland-Baltimore County, Dec. 10, 1993 (17-11-11)  
 Jason Kidd vs. Arizona, Jan. 13, 1994 (17-11-11)  
 Jason Kidd vs. Stanford, Jan. 20, 1994 (15-10-18)  
 Jason Kidd vs. UCLA, Jan. 30, 1994 (18-14-12)



## TEAM

### POINTS

#### GAME

**Overall:** 127 vs. Oklahoma City (67), Jan. 3, 1972  
**Conference:** 108 vs. Arizona State (111), Jan. 8, 2000 (2 OT)  
**Conference (Regulation Game):** 104 at UCLA (82), Jan. 24, 1993  
**Home Court:** 127 vs. Oklahoma City (67), Jan. 3, 1972  
**Opponent Court:** 104 at UCLA, Jan. 24, 1993  
**First Half:** 63 vs. U.S. International, Dec. 19, 1990  
**Second Half:** 76 vs. Oklahoma City, Jan 3, 1972  
**Both Teams:** 219, California (108) vs. Arizona State (111), Jan. 8, 2000 (2 OT)  
**By Opponent:** 115, at UCLA vs. California (71), March 1, 1968  
**Margin of Victory:** 100, California (108) vs. Pomona American Legion (8), 1921-1922 (since 1937: 60, California (127) vs. Oklahoma City (67), Jan. 3, 1972)  
**Margin of Defeat:** 51, at Stanford (101) vs. California (50), Feb. 19, 2000

#### SEASON

**Overall:** 2,703, 2010 (35 games)  
**Conference:** 1,432, 1993 (18 games)  
**Average:** 83.9, 1971 (2,098 points in 25 games)  
**Conference Average:** 88.5, 1971 (1,239 points in 14 games)  
**Highest Margin:** +24.8, 1917 (since 1937: +13.6, 1960)  
**By Opponents:** 2,478, 2008 (33 games)  
**Conference By Opponent:** 1,507, 1995 (18 games)  
**Lowest Margin:** -7.7, 1979


### FIELD GOALS

#### GAME


**Made:** 49 vs. UC San Diego, Dec. 15, 1979  
**Conference Made:** 41 at Washington State, Feb. 22, 1971  
 41 at Oregon State, Jan. 8, 1971  
 41 vs. Washington State, Jan. 8, 1987  
**Attempted:** 94 vs. Colorado, Nov. 30, 1974  
**Conference Attempted:** 92 at UCLA, March 5, 1971  
**Percentage:** 68.5 vs. Nebraska, Dec. 10, 1965 (37-54)  
 68.5 vs. Central Connecticut, Dec. 30, 1988 (37-54)  
 68.5 vs. Arizona State, Jan. 5, 1989 (37-54)

#### SEASON

**Made:** 966, 2010 (2028 attempted in 35 games)  
**Conference Made:** 535, 1993 (1,147 attempted in 18 games)  
**Attempted:** 2,326, 1951 (742 made in 32 games)  
**Conference Attempted:** 1,161, 1980 (482 made in 18 games)  
**Percentage:** 51.3, 1982 (719-1402)  
**Conference Percentage:** 52.0, 1982 (458-880)



Ray Murry



Bob McKeen

### THREE-POINT FIELD GOALS

#### GAME

**Made:** 16 at Arizona, March 5, 2009  
**Conference Made:** 16 at Arizona, March 5, 2009  
**Attempted:** 35 vs. UCLA, Feb. 20, 1993  
**Conference Attempted:** 35 vs. UCLA, Feb. 20, 1993  
**Percentage:** 85.7 vs. Florida, Dec. 27, 1986 (6-7)  
**Conference Percentage:** 83.3 at Oregon, Jan. 5, 1990 (10-12)

#### SEASON

**Made:** 249, 2007 (693 attempts in 33 games)  
**Conference Made:** 142, 2007 (409 attempts in 18 games)  
**Attempted:** 693, 2007 (249 made in 33 games)  
**Conference Attempted:** 409, 2007 (142 made in 18 games)  
**Percentage:** 42.7, 2009 (210-492)  
**Conference Percentage:** 39.9, 2009 (114-286)

### FREE THROWS

#### GAME

**Made:** 39 vs. Stanford, Jan. 19, 1985  
**Attempted:** 55 vs. Oregon, Feb. 10, 1977  
**Percentage (min. 10):** 100.0 at Arizona State, Jan. 28, 2010 (14-14)  
 100.0 at Oregon, Jan. 20, 2007 (12-12)  
 100.0 vs. Colorado, March 2, 2013 (10-10)

#### SEASON

**Made:** 582, 2011 (838 attempts in 33 games)  
**Conference Made:** 359, 1996 (502 attempts in 18 games)  
**Attempted:** 838, 2011 (582 made in 33 games)  
**Conference Attempted:** 502, 1996 (359 made in 18 games)  
**Percentage:** 77.6, 2008 (533-687)  
**Conference, Percentage:** 80.1, 2009 (282-352)

**REBOUNDS**

**GAME**

**Made:** 86 vs. Oklahoma City, Jan. 3, 1972  
**Conference Made:** 72 at Washington State, Feb. 22, 1971  
**Highest Margin:** +50, California (86) vs. Oklahoma City (36), Jan 3, 1972  
**Lowest Margin:** -22, UCLA (73) vs. California (51), March 5, 1971

**SEASON**

**Made:** 1,415, 1972 (29 games)  
**Conference Made:** 761, 1971 (14 games)  
**Average:** 54.1, 1971 (1,353 rebounds in 25 games)  
**Conference Average:** 54.5, 1971 (761 rebounds in 14 games)  
**Highest Margin:** +12.6, 1954  
**Lowest Margin:** -5.7, 1979

**FOULS**

**GAME**

**Made:** 36 vs. Oregon, Feb. 10, 1977 (5OT)

**SEASON**

**Made:** 690, 1987 (35 games)  
**Conference Made:** 390, 1987 (18 games)  
**Fouled Out:** 29, 1975 & 1987

**ASSISTS**

**GAME**

**Made:** 32 vs. U.S. International, Dec. 19, 1990  
 32 vs. UC Davis, Jan. 13, 1983  
 32 vs. U.S. International, Dec. 5, 1989  
**Conference Made:** 29 vs. Washington State, Feb. 23, 1973

**SEASON**

**Made:** 611, 1989 (33 games)  
**Conference Made:** 337, 1989 (18 games)



Gene Ransom

**STEALS**

**GAME**

**Made:** 20 vs. Morgan State, Nov. 25, 1991  
**Conference Made:** 17 vs. Washington, Jan. 28, 1993

**SEASON**

**Made:** 284, 1993 (30 games)  
**Conference Made:** 175, 1993 (30 games)

**BLOCKED SHOTS**

**GAME**

**Made:** 11 vs. Washington State, Jan. 12, 2013  
 11 vs. Harvard Dec. 29, 2012  
 11 vs. Cal State Northridge, Feb. 10, 1993  
 11 at UC Irvine, Dec. 22, 1990  
**Conference Made:** 11 vs. Washington State, Jan. 12, 2013

**SEASON**

**Made:** 161, 2013 (33 games)  
**Conference Made:** 96, 2013 (18 games)

**MINUTES PLAYED**

**GAME**

**Number:** 65 vs. Oregon, Feb. 10, 1977 (5OT)

**GAMES**

**SEASON**

**Number:** 36, 1946  
**Victories:** 30, 1946 (30-6)  
**Conference, Victories:** 14, 1957 (14-2)  
 14, 1959 (14-2)  
**Percentage:** 1.000, 1926 (14-0) (since 1937: 93.3, 1960 (28-2)  
**Win Percentage, Conference:** .917, 1946 (11-1)  
 .917, 1948 (11-1)  
 .917, 1960 (11-1)  
**Consecutive Victories:** 19, 1960  
**Consecutive Homecourt Victories:** 13, 1960 & 1954  
**Consecutive Losses:** 10, 1962

**ALL-TIME**

**Consecutive Victories:** 30, March 1925 to 1928 (since 1937: 25, Jan. 7, 1959 to Dec. 30, 1959)  
**Consecutive Homecourt Victories:** 26, Dec. 27, 1958 to Dec. 16, 1960  
**Consecutive Losses:** 10, Jan. 5, 1962 to Feb. 23, 1962


**TEAM DEFENSE**

**(SINCE 1950)**

**Fewest Points Allowed, Season:**  
 1,480, 1959 (51.0 avg. in 29 games)  
**Lowest Average Points Allowed, Season:**  
 49.5, 1960 (1,486 points in 30 games)  
**Fewest Field Goals Allowed, Season:**  
 487, 1957 (1,325 attempts in 25 games)  
**Fewest Field Goal Attempts Allowed, Season:**  
 1,218, 1956 (601 made in 25 games)  
**Fewest Free Throws Allowed, Season:**  
 279, 1982 (434 attempts in 27 games)  
**Fewest Free Throw Attempts Allowed, Season:**  
 434, 1982 (279 made in 27 games)  
**Lowest Field Goal Percentage Allowed, Season:**  
 29.0, 1952 (612-2,126 in 30 games)  
**Lowest Free Throw Percentage Allowed, Season:**  
 61.8, 1951 (463-748 in 32 games)

## TOTAL POINTS

1. Jerome Randle (2007-10).....	1,835
2. Sean Lampley (1998-01).....	1,776
3. Patrick Christopher (2007-10) .....	1,700
4. Lamond Murray (1992-94).....	1,688
5. Joe Shipp (2000-03).....	1,666
6. Kevin Johnson (1984-87).....	1,655
7. Bob McKeen (1952-55).....	1,632
8. Leonard Taylor (1985-89).....	1,608
9. Brian Hendrick (1990-93).....	1,556
10. Allen Crabbe (2011-13).....	1,537
11. Russ Critchfield (1966-68).....	1,437
12. Rickey Hawthorne (1973-76).....	1,413
13. Keith Smith (1987-90).....	1,398
14. Ansley Truitt (1970-72).....	1,384
15. Roy Fisher (1988-91).....	1,382
16. Jackie Ridgle (1969-71).....	1,343
17. Theo Robertson (2006-10).....	1,315
18. Dave Butler (1983-87).....	1,291
19. Brian Wethers (2000-03).....	1,239
20. Ryan Anderson (2007-08).....	1,236
21. Jorge Gutierrez (2009-12).....	1,232
22. Doug True (1977-80).....	1,215
23. Ayinde Ubaka (2004-07).....	1,194
24. Gene Ransom (1976-78).....	1,185
25. John Coughran (1971-73).....	1,183
26. Chris Washington (1984-87).....	1,179
27. Richard Midgley (2003-06).....	1,176
28. Michael Chavez (1980-83).....	1,162
29. Butch Hays (1981-84).....	1,145
30. Harper Kamp (2008-12).....	1,133
31. Andy Wolfe (1946-48).....	1,112
32. Ryan Drew (1988-91).....	1,086
33. Ed Gray (1996-97).....	1,082
34. Kevin Singleton (1977-81).....	1,068
35. Larry Friend (1955-57).....	1,061
36. Amit Tamir (2002-04).....	1,055
37. Michael Pitts (1980-84).....	1,044
38. Bill Hagler (1949-51).....	1,042
39. Mark McNamara (1981-82).....	1,041
40. Monty Buckley (1992-95).....	1,035



Darrall Imhoff



Sean Lampley

## SCORING AVERAGE

(Minimum 700 points)

	G	PTS	AVG
1. Ed Gray (1996-97).....	54	1,082	20.0
2. Mark McNamara (1981-82) 53	1,041	19.6	
3. Russ Critchfield (1966-68) .74	1,437	19.4	
4. Lamond Murray (1992-94) .88	1,688	19.2	
5. Ryan Anderson (2007-08) .66	1,236	18.7	
6. Jackie Ridgle (1969-71).....	75	1,343	17.9
7. Leon Powe (2004-06).....	54	962	17.8
8. Ansley Truitt (1970-72).....	80	1,384	17.3
9. Geno Carlisle (1998-99).....	55	920	16.7
10. Charlie Johnson (1969-71) 64	1,025	16.0	
11. Bob Presley (1968-69).....	49	783	16.0
12. Allen Crabbe.....	98	1,537	15.7
13. Bob McKeen (1952-55).....	105	1,632	15.5
14. Leonard Taylor (1985-89) 104	1,608	15.5	
15. Larry Friend (1955-57).....	71	1,061	14.9
16. Jason Kidd (1993-94).....	59	878	14.9

## REBOUNDS

1. Bob McKeen (1952-55).....	1,019
2. Ansley Truitt (1970-72).....	940
3. Brian Hendrick (1990-93).....	898
4. Sean Lampley (1998-01).....	889
5. Doug True (1977-80).....	862
6. Dave Butler (1983-87).....	814
7. Leonard Taylor (1985-89).....	784
8. Bill McClintock (1959-61).....	740
9. Darrall Imhoff (1958-60).....	712
10. Roy Fisher (1988-91).....	697
11. John Coughran (1971-73).....	672
12. Jackie Ridgle (1969-71).....	660
13. DeVon Hardin (2005-08).....	649
14. Bob Presley (1968-69).....	629
15. Mark McNamara (1981-82).....	613

## REBOUNDING AVERAGE

(Minimum 400 rebounds)

	G	REB	AVG
1. Bob Presley (1968-69).....	49	629	12.8
2. Ansley Truitt (1970-72).....	80	940	11.8
3. Mark McNamara (1981-82) 53	613	11.6	
4. Leon Powe (2004-06).....	54	529	9.8
5. Bob McKeen (1952-55).....	105	1019	9.7
6. Darrall Imhoff (1958-60).....	75	712	9.5
7. Stu Watterson (1967-68).....	50	459	9.2
8. Ryan Anderson (2007-08) .66	597	9.0	
9. Bill McClintock (1959-61) ..84	740	8.8	
10. Jackie Ridgle (1969-71).....	75	660	8.8
11. Brian Hendrick (1990-93) 106	898	8.5	
12. John Coughran (1971-73) ..84	672	8.0	
13. Doug True (1977-80).....	108	862	8.0
14. Camden Wall (1961-64).....	57	436	7.6
15. Leonard Taylor (1985-89) 104	784	7.5	

## FIELD GOALS MADE

1. Sean Lampley (1998-01).....	661
2. Lamond Murray (1992-94).....	644
3. Bob McKeen (1952-55).....	639
Patrick Christopher (2007-10).....	639
5. Joe Shipp (2000-03).....	607
6. Kevin Johnson (1983-87).....	601
7. Jerome Randle (2007-10).....	595
8. Russ Critchfield (1966-68).....	590
9. Brian Hendrick (1990-93).....	580
10. Leonard Taylor (1985-89).....	576

## FIELD GOALS ATTEMPTED

1. Bob McKeen (1952-55).....	1,581
2. Patrick Christopher (2007-10).....	1,421
3. Sean Lampley (1998-01).....	1,338
4. Lamond Murray (1992-94).....	1,316
5. Jerome Randle (2007-10).....	1,311
6. Russ Critchfield (1966-68).....	1,297
7. Ansley Truitt (1970-72).....	1,283
8. Rickey Hawthorne (1973-76).....	1,259
Kevin Johnson (1984-87).....	1,259
10. Joe Shipp (2000-03).....	1,249



John and Rupe Rickson



Keith Smith

## FIELD GOAL PERCENTAGE

(Minimum 125 made)

	FG	FGA	PCT
1. Mark McNamara (1981-82) ..	413	624	.662
2. Robert Thurman (2011-13) ..	127	211	.602
3. Solomon Hughes (1999-02) ..	320	553	.579
4. Markhuri Sanders-Fison (2010-11) ..	175	306	.571
5. Alfred Grigsby (1992-97) ..	349	622	.561
6. Jamal Boykin (2008-10) ..	386	705	.548
7. Leonard Taylor (1985-89) ..	576	1,071	.538
8. Brian Hendrick (1990-93) ..	580	1,082	.536
9. Harper Kamp (2008-12) ..	424	807	.525
10. S. Abdur-Rahim (1996) ..	206	398	.518

## THREE-POINT FIELD GOALS MADE

1. Jerome Randle (2007-10) ..	252
2. Ryan Drew (1988-91) ..	214
3. Allen Crabbe (2011-13) ..	209
4. Richard Midgley (2003-06) ..	183
5. Patrick Christopher (2007-10) ..	164
7. Ayinde Ubaka (2004-07) ..	160
7. Joe Shipp (2000-03) ..	157
8. Theo Robertson (2006-10) ..	154
9. Randy Duck (1994-97) ..	153
10. Shantay Legans (2000-02) ..	139

## THREE-POINT FIELD GOALS ATTEMPTED

1. Jerome Randle (2007-10) ..	622
2. Ryan Drew (1988-91) ..	560
3. Allen Crabbe (2011-13) ..	547
4. Richard Midgley (2003-06) ..	483
5. Patrick Christopher (2007-10) ..	480
6. Ayinde Ubaka (2004-07) ..	474
7. Joe Shipp (2000-03) ..	464
8. Randy Duck (1994-97) ..	423
9. Shantay Legans (2000-02) ..	376
10. Amit Tamir (2002-04) ..	373

## THREE-POINT FIELD GOAL PERCENTAGE

(Minimum 50 made)

	3P	3PA	PCT
1. Theo Robertson (2006-10) ..	154	350	.440
2. Billy Dreher (1991-92) ..	81	188	.431
3. Keith Smith (1987-90) ..	90	218	.413
4. Bill Elleby (1989-92) ..	135	329	.410
5. R. Forehan-Kelly (1999-02) ..	107	263	.407
6. Jerome Randle (2007-10) ..	252	622	.405
7. Omar Wilkes (2006-07) ..	61	151	.404
8. Ryan Anderson (2007-08) ..	122	308	.396
9. Ryan Drew (1988-91) ..	214	560	.382
10. Allen Crabbe (2011-13) ..	209	547	.382

## FREE THROWS MADE

1. Jackie Ridgle (1969-71) ..	481
2. Leonard Taylor (1985-89) ..	440
3. Sean Lampley (1998-01) ..	437
4. Kevin Johnson (1984-87) ..	405
5. Brian Hendrick (1990-93) ..	397
6. Jerome Randle (2007-10) ..	393
7. Bob McKeen (1952-55) ..	354
8. Roy Fisher (1988-91) ..	338
9. Rickey Hawthorne (1973-76) ..	337
10. Dan Wolthers (1963-65) ..	325

## FREE THROWS ATTEMPTED

1. Sean Lampley (1998-01) ..	651
Jackie Ridgle (1969-71) ..	651
3. Bob McKeen (1952-55) ..	641
4. Leonard Taylor (1985-89) ..	571
5. Brian Hendrick (1990-93) ..	568
6. Kevin Johnson (1984-87) ..	535
7. Rickey Hawthorne (1973-76) ..	491
8. Leon Powe (2004-06) ..	475
9. Butch Hays (1981-84) ..	460
10. Jerome Randle (2007-10) ..	446

## FREE THROW PERCENTAGE

(Minimum 100 made)

	FT	FTA	PCT
1. Jerome Randle (2007-10) ..	393	446	.881
2. Allen Crabbe (2011-13) ..	272	320	.850
3. Michael Chavez (1980-83) ..	198	235	.843
4. Ryan Anderson (2007-08) ..	276	328	.841
5. Shantay Legans (2000-02) ..	190	227	.837
6. Connie White (1975-76) ..	155	187	.829
7. Justin Cobbs (2012-present) ..	236	287	.822
8. Patrick Christopher (2007-10) ..	258	316	.816
9. Bill Duwe (1969-72) ..	120	147	.816
10. Amit Tamir (2002-04) ..	163	201	.811

## ASSISTS

1. Keith Smith (1987-90) ..	546
2. Jerome Randle (2007-10) ..	524
3. Kevin Johnson (1984-87) ..	521
4. Jason Kidd (1992-94) ..	494
5. Jorge Gutierrez (2009-12) ..	423
6. Ayinde Ubaka (2004-07) ..	417
7. Butch Hays (1981-84) ..	396
8. Shantay Legans (2000-02) ..	386
9. Gene Ransom (1976-78) ..	356
10. Roy Fisher (1988-91) ..	333

## ASSISTS AVERAGE

(Minimum 150 assists)

	G	AST	AVG
1. Jason Kidd (1993-94) ..	59	494	8.4
2. Jelani Gardner (1995-96) ..	52	273	5.3
3. Justin Cobbs (2012-present) ..	67	327	4.9
4. Prentice McGruder (1996-97) ..	58	267	4.6
5. Gene Ransom (1976-78) ..	80	356	4.5
6. Kevin Johnson (1984-87) ..	118	521	4.4
7. Keith Smith (1987-90) ..	128	546	4.3
8. Shantay Legans (2000-02) ..	95	386	4.1
9. Jerome Randle (2007-10) ..	132	524	4.0
10. Charles Johnson (1969-71) ..	64	248	3.9

## STEALS

1. Jason Kidd (1993-94) ..	204
2. Butch Hays (1981-84) ..	166
3. A.J. Diggs (2001-04) ..	158
4. Kevin Johnson (1984-87) ..	155
5. Jorge Gutierrez (2009-12) ..	148
6. Michael Chavez (1980-83) ..	140
7. Gene Ransom (1976-78) ..	133
8. Chris Washington (1984-87) ..	132
9. Shantay Legans (2000-02) ..	131
10. Roy Fisher (1988-91) ..	130

## BLOCKED SHOTS

1. Michael Stewart (1994-97) ..	207
2. DeVon Hardin (2005-08) ..	132
3. Solomon Hughes (1999-02) ..	122
4. Tom Schneiderjohn (1976-79) ..	105
5. David Kravish (2012-present) ..	104
6. Brian Hendrick (1990-93) ..	98
7. Richard Solomon (2011-present) ..	80
8. Lamond Murray (1992-94) ..	75
9. Sean Marks (1995-98) ..	71
10. Sean Lampley (1998-01) ..	69

## GAMES PLAYED

1. Patrick Christopher (2007-10) ..	134
2. Harper Kamp (2008-12) ..	133
3. Jerome Randle (2007-10) ..	132
4. Jorge Gutierrez (2009-12) ..	129
5. Keith Smith (1987-90) ..	128
6. Joe Shipp (2000-03) ..	127
7. Brian Wethers (2000-03) ..	126
8. Theo Robertson (2006-10) ..	125
9. Sean Lampley (1998-01) ..	123
Bryant Walton (1987-90) ..	123



Michael Stewart

# Season Records


## TOTAL POINTS

1. Lamond Murray (1994).....	729
2. Ryan Anderson (2008).....	697
3. Jerome Randle (2010).....	651
4. Leonard Taylor (1989).....	649
5. Ed Gray (1997).....	644
6. Joe Shipp (2003).....	632
7. Allen Crabbe (2013).....	607
8. Sean Lampley (2001).....	605
9. Jerome Randle (2009).....	603
10. Mark McNamara (1982).....	593
11. Shareef Abdur-Rahim (1996).....	590
12. Kevin Johnson (1987).....	585
13. Lamond Murray (1993).....	572
14. Leon Powe (2006).....	553
15. Sean Lampley (2000).....	549

## SCORING AVERAGE

(Minimum 400 Points)

	G	PTS	AVG
1. Ed Gray (1997).....	26	644	24.8
2. Lamond Murray (1994).....	30	729	24.3
3. Mark McNamara (1982).....	27	593	22.0
4. Russ Critchfield (1968).....	23	505	22.0
5. Ryan Anderson (2008).....	33	697	21.1
6. S. Abdur-Rahim (1996).....	28	590	21.1
7. Russ Critchfield (1967).....	26	545	21.0
8. Leon Powe (2006).....	27	553	20.5
9. Joe Shipp (2003).....	31	632	20.4
10. Jackie Ridgle (1969).....	24	479	20.0
11. Bob McKeen (1955).....	24	475	19.8
12. Leonard Taylor (1989).....	33	649	19.7
13. Sean Lampley (2001).....	31	605	19.5
14. Bob Presley (1968).....	24	454	18.9
15. Larry Friend (1957).....	26	491	18.9



Ansley Truitt

## REBOUNDS

1. Ansley Truitt (1972).....	382
2. Darrall Imhoff (1960).....	371
3. Bob Presley (1968).....	347
4. Mark McNamara (1982).....	341
5. Ryan Anderson (2008).....	328
6. Darrall Imhoff (1959).....	318
7. Ansley Truitt (1972).....	306
8. Bill McClintock (1960).....	289
9. Bob Presley (1969).....	282
10. Sean Lampley (1999).....	280
11. Leon Powe (2006).....	273
12. Mark McNamara (1981).....	272
Bob McKeen (1954).....	272
14. Leonard Taylor (1989).....	270
15. Ryan Anderson (2007).....	269

## REBOUNDING AVERAGE

(Minimum 225 Rebounds)

	G	REB	AVG
1. Bob Presley (1968).....	24	347	14.5
2. Ansley Truitt (1972).....	29	382	13.2
3. Mark McNamara (1982).....	27	341	12.6
4. Darrall Imhoff (1960).....	30	371	12.4
5. Ansley Truitt (1971).....	25	306	12.2
6. Bob Presley (1969).....	25	282	11.3
7. Bob McKeen (1955).....	24	264	11.0
Darrall Imhoff (1959).....	29	318	11.0
9. Brian Hendrick (1992).....	19	204	10.7
10. Bill McClintock (1961).....	22	233	10.6
11. Mark McNamara (1981).....	26	272	10.5
12. Leon Powe (2006).....	27	273	10.1
Bob McKeen (1954).....	27	272	10.1
14. Ryan Anderson (2008).....	33	328	9.9
15. Ansley Truitt (1970).....	26	252	9.7

## FIELD GOALS MADE

1. Lamond Murray (1994).....	262
2. Joe Shipp (2003).....	241
3. Leonard Taylor (1989).....	233
4. Mark McNamara (1982).....	231
5. Ryan Anderson (2008).....	230
Lamond Murray (1993).....	230
7. Ansley Truitt (1972).....	226
8. Russ Critchfield (1967).....	225
9. Ed Gray (1997).....	224
10. Allen Crabbe (2013).....	215

## FIELD GOALS ATTEMPTED

1. Lamond Murray (1994).....	550
2. Ansley Truitt (1972).....	512
3. Russ Critchfield (1967).....	493
4. Ed Gray (1997).....	486
5. Bill Hagler (1951).....	474
6. Ryan Anderson (2008).....	469
7. Allen Crabbe (2013).....	468
8. Joe Shipp (2003).....	465
9. Jerome Randle (2010).....	460
10. Patrick Christopher (2010).....	457


## FIELD GOAL PERCENTAGE

(Minimum 50 made)

	FG-FGA	PCT
1. Mark McNamara (1982).....	231-329	.702
2. Tony Gonzalez (1995).....	71-111	.640
3. Robert Thurman (2012).....	51-80	.638
4. Solomon Hughes (2001).....	107-170	.629
5. Mark McNamara (1981).....	182-295	.617
6. Alfred Grigsby (1993).....	116-194	.598
7. David Kravish (2012).....	98-165	.594
8. Solomon Hughes (2002).....	95-160	.594
9. Brian Hendrick (1990).....	175-295	.593
10. Leonard Taylor (1987).....	87-147	.592



Mark McNamara



Jackie Ridgle



*Billy Dreher*

## THREE-POINT FIELD GOALS MADE

1. Jerome Randle (2010)	92
2. Allen Crabbe (2012)	83
3. Jerome Randle (2009)	82
4. Ryan Drew (1990)	68
5. Allen Crabbe (2013)	64
Ryan Anderson (2008)	64
Bill Elleby (1992)	64
6. Allen Crabbe (2011)	62
7. Ayinde Ubaka (2006)	61
8. Amit Tamir (2003)	61

## THREE-POINT FIELD GOALS ATTEMPTED

1. Jerome Randle (2010)	228
2. Allen Crabbe (2012)	208
3. Allen Crabbe (2013)	184
4. Jerome Randle (2009)	177
5. Patrick Christopher (2010)	172
6. Randy Duck (1997)	165
Ayinde Ubaka (2007)	165
7. Ayinde Ubaka (2006)	164
8. Ryan Drew (1990)	162
9. Ryan Anderson (2008)	156

## THREE-POINT FIELD GOAL PERCENTAGE

(Minimum 20 made)

	3P-3PA	PCT
1. Billy Dreher (1991)	56-112	.500
2. Theo Robertson (2009)	56-115	.487
3. Bill Elleby (1992)	64-138	.464
4. Jerome Randle (2009)	82-177	.463
5. Keith Smith (1990)	42-91	.462
6. Theo Robertson (2010)	48-106	.453
Omar Wilkes (2006)	24-53	.453
Ryan Forehan-Kelly (2000)	24-53	.453
7. Richard Midgley (2003)	44-98	.449
8. Brian Wethers (2001)	25-57	.439

## FREE THROWS MADE

1. Leon Powe (2006)	194
2. Jackie Ridgle (1969)	187
3. Sean Lampley (2001)	180
4. Ryan Anderson (2008)	173
5. Shareef Abdur-Rahim (1996)	170
6. Leonard Taylor (1989)	167
7. Jorge Gutierrez (2011)	161
8. Jackie Ridgle (1970)	160
9. Lamond Murray (1994)	159
10. Ed Gray (1997)	158

## FREE THROWS ATTEMPTED

1. Leon Powe (2006)	270
2. Jackie Ridgle (1969)	253
3. Shareef Abdur-Rahim (1996)	249
4. Sean Lampley (2001)	244
5. Mark McNamara (1982)	242
6. Jackie Ridgle (1970)	216
7. Lamond Murray (1994)	208
8. Leonard Taylor (1989)	206
9. Leon Powe (2004)	205
10. Jorge Gutierrez (2011)	201

## FREE THROW PERCENTAGE

(Minimum 40 made)

	FT-FTA	PCT
1. Jerome Randle (2010)	139-149	.933
2. Shantay Legans (2002)	51-57	.895
3. Dan Lufkin (1963)	41-46	.891
4. Michael Chavez (1982)	48-55	.873
5. Jerome Randle (2008)	67-77	.870
6. Ryan Anderson (2008)	173-199	.868
7. Jerome Randle (2009)	139-161	.863
Jamal Boykin (2010)	63-73	.863
8. Patrick Christopher (2010)	80-93	.860
9. Shantay Legans (2000)	66-77	.857



*Leon Powe*



*Kevin Johnson*

## ASSISTS

1. Jason Kidd (1994)	272
2. Jason Kidd (1993)	222
3. Keith Smith (1990)	205
4. Prentice McGruder (1997)	197
5. Keith Smith (1989)	193
6. Jelani Gardner (1995)	175
Kevin Johnson (1986)	175
7. Kevin Johnson (1987)	170
8. Justin Cobbs (2012)	169
9. Jerome Randle (2009)	165

## STEALS

1. Jason Kidd (1993)	110
2. Jason Kidd (1994)	94
3. Gene Ransom (1978)	63
4. Prentice McGruder (1997)	59
5. A.J. Diggs (2003)	57
6. Patrick Christopher (2010)	56
7. Thomas Kilgore (1999)	55
8. Jorge Gutierrez (2011)	54
9. Anwar McQueen (1997)	52
Shareef Abdur-Rahim (1996)	52

## BLOCKED SHOTS

1. David Kravish (2013)	63
2. Michael Stewart (1994)	59
3. Michael Stewart (1997)	56
4. Jamal Sampson (2002)	54
5. Michael Stewart (1995)	49
6. DeVon Hardin (2006)	48
7. Michael Stewart (1996)	43
8. Francisco Elson (1999)	42
9. David Kravish (2012)	41
10. Richard Solomon (2013)	37
DeVon Hardin (2008)	37
Max Zhang (2010)	37

## GAMES PLAYED

1. Merv LaFaille (1946)	36
2. Jim Smith (1946)	36
3. Bob Hogeboom (1946)	36
4. Jamal Boykin (2010)	35
Patrick Christopher (2010)	35
Jerome Randle (2010)	35
Chris Washington (1987)	35
Keith Smith (1987)	35
5. Allen Crabbe (2012)	34
Harper Kamp (2012)	34
Davis Kravish (2012)	34
Justin Cobbs (2012)	34
Kevin Johnson (1987)	34
Jon Wheeler (1987)	34
Earl Strader (1948)	34
Andy Wolfe (1948)	34

## SCORING

YEAR	PLAYER	G	PTS	AVG
1929-30	Kent Pursell	17	156	9.2
1930-31	Joe Kintana	21	128	6.1
1931-32	Joe Kintana	21	154	7.3
1933-34	Harold Eifert	N/A	252	N/A
1943-44	Jim Smith	11	94	8.5
1944-45	Gus Mota	15	169	11.3
1945-46	Andy Wolfe	34	457	13.4
1946-47	Chuck Hanger	31	312	10.1
1947-48	Chuck Hanger	29	420	14.5
1948-49	Mike O'Neill	32	353	11.0
1949-50	Bill Hagler	27	288	10.7
1950-51	Bill Hagler	32	427	13.3
1951-52	Bob McKeen	29	285	9.8
1952-53	Bob McKeen	25	441	17.6
1953-54	Bob McKeen	27	431	16.0
1954-55	Bob McKeen	24	475	19.8
1955-56	Larry Friend	25	324	13.0
1956-57	Larry Friend	26	491	18.9
1957-58	Don McIntosh	28	328	11.7
1958-59	Denny Fitzpatrick	29	386	13.3
1959-60	Darrall Imhoff	30	410	13.7
1960-61	Bill McClintock	22	329	15.0
1961-62	Dick Smith	25	299	12.0
1962-63	Dick Smith	24	350	14.6
1963-64	Dan Wolthers	27	385	14.3
1964-65	Dan Wolthers	23	406	17.7
1965-66	Russ Critchfield	25	387	15.5
1966-67	Russ Critchfield	26	545	21.0
1967-68	Russ Critchfield	23	505	22.0
1968-69	Jackie Ridgle	24	479	20.0
1969-70	Jackie Ridgle	26	432	16.6
1970-71	Jackie Ridgle	25	432	17.3
1971-72	Ansley Truitt	29	544	18.8
1972-73	John Coughran	26	403	15.5
1973-74	Rickie Hawthorne	26	367	14.1
1974-75	Rickie Hawthorne	26	422	16.2
1975-76	Carl Bird	26	394	15.2
1976-77	Ray Murry	27	471	17.4
1977-78	Gene Ransom	27	459	17.0
1978-79	Kevin Singleton	27	434	16.1
1979-80	Doug True	27	408	15.1
1980-81	Mark McNamara	26	448	17.2
1981-82	Mark McNamara	27	593	22.0
1982-83	Michael Pitts	28	404	14.4
1983-84	Butch Hays	28	352	12.6
1984-85	Chris Washington	28	366	13.1
1985-86	Kevin Johnson	29	451	15.6
1986-87	Kevin Johnson	34	585	17.2
1987-88	Matt Beeuwsaert	25	347	13.9
1988-89	Leonard Taylor	33	649	19.7
1989-90	Keith Smith	32	531	16.6
1990-91	Brian Hendrick	28	492	17.6
1991-92	Brian Hendrick	19	305	16.1
1992-93	Lamond Murray	30	572	19.1
1993-94	Lamond Murray	30	729	24.3
1994-95	Monty Buckley	27	434	16.1
1995-96	S. Abdur-Rahim	28	590	21.1
1996-97	Ed Gray	26	644	24.8
1997-98	Geno Carlisle	22	394	17.9
1998-99	Geno Carlisle	33	526	15.9
1999-00	Sean Lampley	33	549	16.6
2000-01	Sean Lampley	31	605	19.5
2001-02	Joe Shipp	32	474	14.8
2002-03	Joe Shipp	31	632	20.4
2003-04	Leon Powe	27	409	15.1
2004-05	Rod Benson	29	387	13.3
2005-06	Leon Powe	27	553	20.5
2006-07	Ryan Anderson	33	539	16.3
2007-08	Ryan Anderson	33	697	21.1
2008-09	Jerome Randle	33	603	18.3
2009-10	Jerome Randle	35	651	18.6
2010-11	Jorge Gutierrez	33	483	14.6
2011-12	Allen Crabbe	34	516	15.2
2012-13	Allen Crabbe	33	607	18.4

## REBOUNDING

YEAR	PLAYER	G	REB	AVG
1957-58	Don McIntosh	28	224	8.0
1958-59	Darrall Imhoff	29	318	11.0
1959-60	Darrall Imhoff	30	371	12.4
1960-61	Bill McClintock	22	233	10.6
1961-62	Don Lauer	25	157	6.3
1962-63	Camden Wall	19	178	9.4
1963-64	Camden Wall	27	241	8.9
1964-65	Dan Wolthers	23	176	7.7
1965-66	Bob Wolfe	25	175	7.0
1966-67	Stu Watterson	26	236	9.1
1967-68	Bob Presley	24	347	14.5
1968-69	Bob Presley	25	282	11.3
1969-70	Ansley Truitt	26	252	9.7
1970-71	Ansley Truitt	25	306	12.2
1971-72	Ansley Truitt	29	382	13.2
1972-73	John Coughran	26	238	9.2
1973-74	Carl Meier	26	182	7.0
1974-75	Jay Young	26	196	7.5
1975-76	Jay Young	25	158	6.3
1976-77	Tom Schneiderjohn	27	221	8.2
1977-78	Doug True	27	239	8.9
1978-79	Doug True	27	196	7.3
1979-80	Doug True	27	245	9.1
1980-81	Mark McNamara	26	272	10.5
1981-82	Mark McNamara	27	341	12.6
1982-83	Michael Pitts	28	172	6.1
1983-84	Dave Butler	26	172	6.6
1984-85	Leonard Taylor	28	171	6.1
1985-86	Leonard Taylor	29	228	7.9
1986-87	Dave Butler	33	230	7.0
1987-88	Matt Beeuwsaert	25	176	7.0
1988-89	Leonard Taylor	33	270	8.2
1989-90	Brian Hendrick	32	242	7.6
1990-91	Brian Hendrick	28	252	9.0
1991-92	Brian Hendrick	19	204	10.7
1992-93	Brian Hendrick	27	200	7.4
1993-94	Lamond Murray	30	236	7.9
1994-95	Tremaine Fowlkes	27	180	6.7
1995-96	S. Abdur-Rahim	28	236	8.4
1996-97	Alfred Grigsby	29	176	6.1
1997-98	Sean Marks	26	197	7.6
1998-99	Sean Lampley	32	280	8.8
1999-00	Sean Lampley	33	244	7.4
2000-01	Sean Lampley	31	224	7.2
2001-02	Jamal Sampson	32	209	6.5
2002-03	Amit Tamir	31	200	6.5
2003-04	Leon Powe	27	256	9.5
2004-05	Rod Benson	29	183	6.3
2005-06	Leon Powe	27	273	10.1
2006-07	Ryan Anderson	33	269	8.2
2007-08	Ryan Anderson	33	328	9.9
2008-09	Jamal Boykin	33	211	6.4
2009-10	Jamal Boykin	35	235	6.7
2010-11	Mark. Sanders-Fri.	30	223	7.4
2011-12	Allen Crabbe	34	194	5.7
2012-13	David Kravish	33	229	6.9

## FIELD GOAL PERCENTAGE


YEAR	PLAYER	FG-FGA	PCT
1955-56	Bob Blake	100-223	.448
1956-57	Larry Friend	177-397	.446
1957-58	Don McIntosh	129-309	.417
1958-59	Jack Grout	65-140	.464
1959-60	Earl Schultz	105-232	.453
1960-61	Bill McClintock	128-275	.465
1961-62	Dick Smith	125-293	.427
1962-63	Don Lauer	88-186	.473
1963-64	Dan Lufkin	82-179	.458
1964-65	Mike Henderson	138-299	.462
1965-66	Bruce Steckel	56-116	.483
1966-67	Charlie Perkins	188-369	.509
1967-68	Russ Critchfield	206-454	.454
1968-69	Jackie Ridgle	146-322	.453

1969-70	Jackie Ridgle	136-273	.498
1970-71	Jackie Ridgle	149-311	.479
1971-72	John Coughran	202-424	.476
1972-73	Eric Long	84-165	.509
1973-74	Carl Meier	115-255	.451
1974-75	John Terry	76-161	.472
1975-76	Ray Murry	75-146	.514
1976-77	Ray Murry	175-361	.485
1977-78	Doug Vilotti	115-211	.545
1979-80	Doug True	173-367	.471
1980-81	Mark McNamara	182-295	.617
1981-82	Mark McNamara	213-329	.702
1982-83	Darrell Haley	91-172	.529
1983-84	Kevin Johnson	98-192	.510
1984-85	Leonard Taylor	125-235	.532
1985-86	Dave Butler	145-266	.545
1986-87	Leonard Taylor	87-147	.592
1987-88	Keith Smith	132-274	.482
1988-89	Roy Fisher	135-230	.587
1989-90	Brian Hendrick	175-295	.593
1990-91	Brian Hendrick	189-340	.556
1991-92	Alfred Grigsby	110-191	.576
1992-93	Alfred Grigsby	116-194	.598
1993-94	Monty Buckley	134-253	.530
1994-95	Tony Gonzalez	71-111	.640
1995-96	S. Abdur-Rahim	206-398	.518
1996-97	Michael Stewart	83-159	.522
1997-98	Sean Marks	96-201	.478
1998-99	Francisco Elson	80-156	.513
1999-00	Solomon Hughes	74-139	.532
2000-01	Solomon Hughes	104-201	.629
2001-02	Solomon Hughes	95-160	.594
2002-03	Joe Shipp	241-465	.518
2003-04	Marquise Kately	121-226	.535
2004-05	David Paris	78-141	.553
2005-06	DeVon Hardin	89-186	.497
2006-07	Omar Wilkes	132-272	.485
2007-08	DeVon Hardin	98-177	.554
2008-09	Jamal Boykin	129-244	.529
2009-10	Jamal Boykin	177-303	.584
2010-11	Mark. Sanders-Fri.	132-224	.589
2011-12	Robert Thurman	98-165	.594
2012-13	Robert Thurman	76-129	.589

## THREE-POINT FIELD GOAL PCT.

(Minimum 20 made)			
YEAR	PLAYER	3P-3PA	PCT
1986-87	Bryant Walton	38-94	.404
1987-88	Keith Smith	21-51	.412
1988-89	Keith Smith	25-66	.379
1989-90	Keith Smith	42-91	.462
1990-91	Billy Dreher	56-112	.500
1991-92	Bill Elleby	64-138	.464
1992-93	Lamond Murray	36-99	.364
1993-94	Jason Kidd	51-141	.362
1994-95	Monty Buckley	53-130	.408
1995-96	Jelani Gardner	34-86	.395
1996-97	Randy Duck	60-165	.364
1997-98	Geno Carlisle	51-149	.342
1998-99	Thomas Kilgore	24-62	.387
1999-00	R. Forehan-Kelly	24-53	.453
2000-01	Brian Wethers	25-57	.439
2001-02	R. Forehan-Kelly	42-110	.382
2002-03	Richard Midgley	44-98	.449
2003-04	Amit Tamir	50-141	.355
2004-05	Richard Midgley	50-144	.347
2005-06	Omar Wilkes	24-53	.453
2006-07	Eric Viermeisel	26-67	.388
2007-08	Ryan Anderson	64-156	.410
2008-09	Theo Robertson	56-115	.487
2009-10	Theo Robertson	48-106	.453
2010-11	Brandon Smith	20-48	.417
2011-12	Justin Cobbs	26-63	.413
2012-13	Allen Crabbe	64-184	.348





Russ Critchfield

## FREE THROW PERCENTAGE

YEAR	PLAYER	FT-FTA	PCT
1946-47	Andy Wolfe	55-81	.679
1947-48	Andy Wolfe	76-112	.679
1948-49	Bill Hagler	71-116	.612
1949-50	John Cunningham	33-48	.688
1950-51	Bob See	70-106	.660
1951-52	Larry Horan	50-72	.694
1952-53	Bob Matheny	103-127	.811
1953-54	Bob Matheny	123-168	.732
1954-55	Mike Diaz	68-93	.731
1955-56	Mike Diaz	44-55	.800
1956-57	Duane Asplund	73-93	.785
1957-58	Don McIntosh	70-89	.787
1958-59	Denny Fitzpatrick	82-96	.854
1959-60	Dick Doughty	50-75	.667
1960-61	Earl Shultz	71-86	.826
1961-62	Jim Smith	45-62	.726
1962-63	Dan Lufkin	41-46	.891
1963-64	Dan Wolthers	132-180	.733
1964-65	Dan Wolthers	134-164	.812
1965-66	Steve Smith	46-58	.793
1966-67	Charlie Perkins	110-130	.846
1967-68	Russ Critchfield	93-117	.795
1968-69	Bob White	41-48	.854
1969-70	Jackie Ridgle	160-216	.741
1970-71	Phil Chenier	71-96	.740
1971-72	Bill Duwe	77-91	.846
1972-73	Rickie Hawthorne	61-85	.718
1973-74	Rock Lee	44-61	.721
1974-75	Carl Bird	68-85	.800
1975-76	Connie White	57-74	.770
1976-77	Ray Murry	121-150	.807
1978-79	Kevin Singleton	72-96	.750
1979-80	Michael Chavez	50-61	.820
1980-81	Michael Chavez	32-39	.821
1981-82	Michael Chavez	48-55	.873
1982-83	Michael Chavez	68-80	.850
1983-84	Dave Butler	76-101	.752
1984-85	Chris Washington	90-121	.744
1985-86	Kevin Johnson	123-151	.815
1986-87	Jon Wheeler	65-77	.844

1987-88	Roy Fisher	49-61	.803
1988-89	Leonard Taylor	167-206	.811
1989-90	Roy Fisher	125-161	.776
1990-91	Bill Elleby	68-83	.819
1991-92	Bill Elleby	53-66	.803
1992-93	Jerod Haase	56-71	.789
1993-94	Lamond Murray	159-208	.764
1994-95	Monty Buckley	91-131	.695
1995-96	Ed Gray	106-134	.791
1996-97	Ed Gray	158-200	.790
1997-98	Michael Gill	32-41	.780
1998-99	Thomas Kilgore	127-156	.814
1999-00	Shantay Legans	66-77	.857
2000-01	Shantay Legans	73-93	.785
2001-02	Shantay Legans	51-57	.895
2002-03	Amit Tamir	96-120	.800
2003-04	Amit Tamir	38-46	.826
2004-05	Richard Midgley	80-105	.762
2005-06	Ayinde Ubaka	110-132	.833
2006-07	Jerome Randle	48-59	.814
2007-08	Jerome Randle	67-77	.870
2008-09	Jerome Randle	139-161	.863
2009-10	Jerome Randle	139-149	.933
2010-11	Harper Kamp	129-158	.816
2011-12	Allen Crabbe	75-89	.843
<b>2012-13</b>	<b>Justin Cobbs</b>	<b>127-151</b>	<b>.841</b>

## ASSISTS

YEAR	PLAYER	G	AST	AVG
1965-66	Russ Critchfield	25	36	1.4
1966-67	Russ Critchfield	26	60	2.3
1967-68	Russ Critchfield	23	34	1.5
1968-69	Charles Johnson*	15	54	3.6
1969-70	Phil Chenier	26	89	3.4
1970-71	Charles Johnson	25	107	4.3
1971-72	Eric Long	29	149	5.1
1972-73	Brady Allen	25	88	3.5
1973-74	Brady Allen	26	69	2.7
1974-75	Rickie Hawthorne	26	122	4.7
1975-76	Gene Ransom	26	86	3.3
1976-77	Gene Ransom	27	137	5.1
1977-78	Gene Ransom	27	133	4.9
1978-79	Kevin Sparks	27	81	3.0
1979-80	Michael Chavez	27	88	3.3
1980-81	Butch Hays	27	83	3.1
1981-82	Butch Hays	27	119	4.4
1982-83	Butch Hays	28	125	4.5
1983-84	Butch Hays	28	69	2.5
1984-85	Kevin Johnson	27	111	4.1
1985-86	Kevin Johnson	29	175	6.0
1986-87	Kevin Johnson	34	170	5.0
1987-88	Keith Smith	28	108	3.9
1988-89	Keith Smith	33	193	5.8
1989-90	Keith Smith	32	205	6.4
1990-91	Roy Fisher	28	117	4.2
1991-92	K.J. Roberts	28	127	4.5
1992-93	Jason Kidd	29	222	7.7
1993-94	Jason Kidd	30	272	9.1
1994-95	Jelani Gardner	27	175	6.5
1995-96	Jelani Gardner	25	98	3.9
1996-97	Prentice McGruder	31	197	6.4
1997-98	Raymond King	27	89	3.3
1998-99	Geno Carlisle	33	129	3.9
1999-00	Shantay Legans	33	121	3.7
2000-01	Shantay Legans	31	148	4.8
2001-02	Shantay Legans	31	117	3.8
2002-03	Brian Wethers	31	94	3.0
2003-04	Ayinde Ubaka	28	108	3.9
2004-05	Martin Smith	29	113	3.9
2005-06	Ayinde Ubaka	31	119	3.8
2006-07	Ayinde Ubaka	33	142	4.3
2007-08	Jerome Randle	31	116	3.7
2008-09	Jerome Randle	33	165	5.0
2009-10	Jerome Randle	35	150	4.2
2010-11	Jorge Gutierrez	33	148	4.4
<b>2011-12</b>	<b>Justin Cobbs</b>	<b>34</b>	<b>169</b>	<b>5.0</b>
<b>2012-13</b>	<b>Justin Cobbs</b>	<b>33</b>	<b>158</b>	<b>4.8</b>

## STEALS

YEAR	PLAYER	G	ST	AVG
1977-78	Gene Ransom	27	63	2.3
1978-79	John Caselli	26	30	1.2
1979-80	Michael Chavez	27	42	1.6
1980-81	Butch Hays	27	42	1.6
1981-82	Butch Hays	27	43	1.6
1982-83	Butch Hays	28	50	1.8
1983-84	Chris Washington	28	36	1.3
1984-85	Kevin Johnson	27	49	1.8
1985-86	Kevin Johnson	29	32	1.1
1986-87	Kevin Johnson	34	51	1.5
1987-88	Keith Smith	28	34	1.2
1988-89	Keith Smith	33	48	1.5
1989-90	Roy Fisher	32	41	1.3
1990-91	Roy Fisher	28	39	1.4
1991-92	K.J. Roberts	28	39	1.4
1992-93	Jason Kidd	29	110	3.8
1993-94	Jason Kidd	30	94	3.1
1994-95	Jelani Gardner	27	41	1.5
1995-96	S. Abdur-Rahim	28	52	1.9
1996-97	Prentice McGruder	31	59	1.9
1997-98	Thomas Kilgore	21	45	2.1
1998-99	Thomas Kilgore	30	55	1.8
1999-00	Shantay Legans	33	51	1.5
2000-01	Shantay Legans	31	43	1.4
2001-02	A.J. Diggs	32	47	1.5
2002-03	A.J. Diggs	30	57	1.9
2003-04	A.J. Diggs	28	38	1.4
2004-05	Richard Midgley	26	30	1.2
2005-06	Richard Midgley	30	30	1.0
2006-07	Theo Robertson	33	27	0.8
2007-08	Jerome Randle	31	26	0.8
2008-09	Jorge Gutierrez	33	27	0.8
2009-10	Patrick Christopher	35	56	1.6
2010-11	Jorge Gutierrez	33	54	1.6
2011-12	Jorge Gutierrez	33	39	1.2
2012-13	Allen Crabbe	33	37	1.1
	<b>Justin Cobbs</b>	<b>33</b>	<b>37</b>	<b>1.1</b>

## BLOCKED SHOTS

YEAR	PLAYER	G	BL	AVG
1978-79	Tom Schneiderjohn	27	29	1.1
1979-80	Doug True	27	21	0.8
1980-81	Mark McNamara	26	19	0.7
1981-82	Mark McNamara	27	25	0.9
1982-83	Dave Butler	28	19	0.7
	Michael Pitts	28	19	0.7
1983-84	Dave Butler	26	19	0.7
1984-85	Leonard Taylor	28	21	0.8
1985-86	Leonard Taylor	29	13	0.4
1986-87	Leonard Taylor	14	11	0.8
1987-88	Bryant Walton	28	14	0.5
1988-89	Andre Reyes	31	15	0.4
	Roy Fisher	31	15	0.4
1989-90	Brian Hendrick	32	32	1.0
1990-91	Brian Hendrick	28	31	1.1
1991-92	Brian Hendrick	19	16	0.8
1992-93	Lamond Murray	30	25	0.8
1993-94	Michael Stewart	30	59	2.0
1994-95	Michael Stewart	27	49	1.8
1995-96	Michael Stewart	28	43	1.5
1996-97	Michael Stewart	32	56	1.8
1997-98	Francisco Elson	27	25	0.9
1998-99	Francisco Elson	32	42	1.3
1999-00	Solomon Hughes	33	36	1.1
2000-01	Solomon Hughes	31	30	1.0
2001-02	Jamal Sampson	32	54	1.7
2002-03	Gabriel Hughes	31	32	1.0
2003-04	Dominic McGuire	26	22	0.8
2004-05	Dominic McGuire	28	31	1.1
2005-06	DeVon Hardin	31	48	1.5
2006-07	DeVon Hardin	11	21	1.9
2007-08	DeVon Hardin	30	37	1.2
2008-09	Jordan Wilkes	32	14	0.4
2009-10	Max Zhang	27	37	1.0
<b>2010-11</b>	<b>Richard Solomon</b>	<b>33</b>	<b>27</b>	<b>0.8</b>
<b>2011-12</b>	<b>David Kravish</b>	<b>34</b>	<b>41</b>	<b>1.2</b>
<b>2012-13</b>	<b>David Kravish</b>	<b>33</b>	<b>63</b>	<b>1.9</b>

# Team Year-by-Year Statistics

Year	G	FG	FGA	Pct	3P	3PA	Pct	FT	FTA	Pct	Reb	Avg	Ast	Avg	Blk	Avg	Stl	Avg	Points	Avg
2012-13	33	833	1875	.444	134	443	.302	418	585	.715	1228	37.2	468	14.2	161	4.9	192	5.8	2218	67.2
2011-12	34	893	1878	.476	156	430	.363	477	641	.744	1182	34.8	540	15.9	106	3.1	159	4.7	2419	71.1
2010-11	33	820	1779	.461	169	481	.351	582	838	.695	1153	34.9	493	14.9	84	2.5	188	5.6	2391	72.5
2009-10	35	966	2028	.476	228	609	.374	543	717	.757	1241	35.5	500	14.2	86	2.4	198	5.6	2703	77.2
2008-09	33	892	1848	.483	210	492	.427	478	633	.755	1113	33.7	509	15.4	66	2.0	159	4.8	2472	74.9
2007-08	33	884	1901	.465	220	613	.359	533	687	.776	1180	35.8	493	14.9	81	2.5	136	4.1	2521	76.4
2006-07	33	822	1850	.444	249	693	.359	400	520	.769	1018	30.8	447	13.5	63	1.9	151	4.6	2293	69.5
2005-06	31	717	1598	.449	169	452	.374	525	716	.733	1002	32.3	402	13.0	83	2.7	162	5.2	2128	68.6
2004-05	29	738	1644	.449	110	344	.320	370	590	.627	1011	34.9	422	14.6	98	3.4	141	4.9	1956	67.4
2003-04	28	675	1544	.437	127	410	.310	396	631	.628	984	35.1	386	13.8	82	2.9	173	6.2	1873	66.9
2002-03	31	847	1819	.466	198	530	.374	409	601	.681	1095	35.3	487	15.7	87	2.8	203	6.5	2301	74.2
2001-02	32	835	1849	.452	187	595	.314	453	669	.677	1087	34.0	487	15.2	132	4.1	253	7.9	2310	72.2
2000-01	31	813	1699	.479	176	503	.350	502	732	.686	998	32.2	508	16.4	66	2.1	225	7.3	2304	74.3
1999-00	33	850	1926	.441	180	528	.341	495	726	.682	1175	35.6	469	14.2	89	2.7	235	7.1	2375	72.0
1998-99	33	868	2010	.432	117	377	.310	553	824	.671	1200	36.4	418	12.7	123	3.7	278	8.4	2406	72.9
1997-98	27	691	1578	.438	100	328	.305	417	618	.675	959	35.5	321	11.9	97	3.6	227	8.4	1899	70.3
1996-97	32	871	1905	.457	142	436	.326	518	771	.672	1216	38.0	520	16.3	135	4.2	271	8.5	2402	75.1
1995-96	28	716	1598	.448	153	433	.353	532	759	.701	1037	37.0	368	13.1	121	4.3	216	7.7	2117	75.6
1994-95	27	761	1661	.458	189	530	.357	447	712	.628	1003	37.1	445	16.5	107	4.0	210	7.8	2158	79.9
1993-94	30	837	1791	.467	175	524	.334	509	760	.670	1136	37.9	529	17.6	120	4.0	258	8.6	2358	78.6
1992-93	30	877	1855	.473	135	434	.311	491	738	.665	1136	37.9	514	17.1	98	3.3	284	9.5	2380	79.3
1991-92	28	780	1700	.459	170	457	.372	389	575	.677	1035	37.0	448	16.0	79	2.8	201	7.2	2119	75.7
1990-91	28	763	1595	.478	168	452	.372	485	669	.725	974	34.8	471	16.8	78	2.8	161	5.8	2179	77.8
1989-90	32	865	1726	.501	196	507	.387	497	706	.704	1028	32.1	538	16.8	77	2.4	174	5.4	2421	75.7
1988-89	33	876	1750	.501	122	353	.346	544	742	.733	1097	33.2	611	18.5	54	1.6	195	5.9	2418	73.3
1987-88	29	681	1584	.430	133	355	.375	358	491	.729	882	30.4	425	14.7	59	2.0	188	6.5	1853	63.9
1986-87	35	918	1999	.459	103	280	.368	513	698	.735	1181	33.7	552	15.8	57	1.6	167	4.8	2452	70.1
1985-86	28	782	1591	.492				416	611	.681	966	34.5	468	16.7	46	1.6	123	4.4	1980	70.7
1984-85	28	666	1373	.485				406	582	.698	811	29.0	360	12.9	65	2.3	180	6.4	1738	62.1
1983-84	28	617	1345	.459				395	570	.693	766	27.4	316	11.3	77	2.8	168	6.0	1629	58.2
1982-83	28	764	1611	.474				441	623	.708	921	32.9	417	14.9	70	2.5	183	6.5	1971	70.4
1981-82	27	719	1402	.513				368	587	.627	827	30.6	389	14.4	59	2.2	174	6.4	1806	66.9
1980-81	27	780	1569	.497				351	569	.617	928	34.4	392	14.5	70	2.6	140	5.2	1838	68.1
1979-80	27	770	1775	.434				349	536	.651	977	36.2	409	15.1	64	2.4	225	8.3	1889	70.0
1978-79	27	709	1655	.428				280	443	.632	863	32.0	403	14.9	53	2.0	155	5.7	1698	62.9
1977-78	27	838	1918	.437				386	551	.701	1079	40.0	494	18.3			204	7.6	2062	76.4
1976-77	27	802	1843	.435				450	626	.719	1126	41.7	393	14.6					2054	76.1
1975-76	26	774	1680	.461				401	558	.719	996	38.3	308	11.8					1949	75.0
1974-75	26	684	1600	.428				466	665	.701	1046	40.2	339	13.0					1834	70.5
1973-74	26	663	1572	.422				343	519	.661	951	36.6	332	12.8					1669	64.2
1972-73	26	749	1730	.433				336	515	.652	1171	45.0	427	16.4					1834	70.5
1971-72	29	864	1978	.437				496	684	.725	1415	48.8	478	16.5					2224	76.7
1970-71	25	825	1909	.432				448	637	.703	1353	54.1	405	16.2					2098	83.9
1969-70	26	748	1837	.407				443	650	.682	1261	48.5	388	14.9					1939	74.6
1968-69	25	733	1832	.400				451	682	.661	1329	53.2							1917	76.7
1967-68	25	760	1827	.416				398	616	.646	1305	52.2							1918	76.7
1966-67	26	734	1611	.456				441	651	.677	1079	41.5							1909	73.4
1965-66	25	645	1500	.430				377	580	.650	976	39.0							1667	66.7
1964-65	23	567	1382	.410				358	510	.702	895	38.9							1492	64.9
1963-64	27	640	1607	.398				410	648	.633	1125	41.7							1690	62.6
1962-63	24	574	1439	.399				399	606	.658	1025	42.7							1547	64.5
1961-62	25	547	1503	.364				330	503	.656	990	39.6							1424	57.0
1960-61	22	466	1201	.388				316	472	.669	865	39.3							1248	56.7
1959-60	30	705	1741	.405				483	777	.622	1405	46.8							1893	63.1
1958-59	29	720	1774	.406				414	653	.634	1307	45.1							1854	63.9
1957-58	28	622	1693	.367				437	651	.671	1109	39.6							1681	60.0
1956-57	26	631	1586	.398				502	728	.690	1016	39.1							1764	67.8
1955-56	25	576	1467	.393				501	741	.676	998	39.9							1633	65.3
1954-55	25	579	1599	.362				432	712	.607	1052	42.1							1590	63.6
1953-54	27	632	1673	.378				485	733	.662	1169	43.3							1749	64.8
1952-53	26	655	1812	.361				472	733	.644	987	38.0							1782	68.5
1951-52	30	712						426	733	.581									1850	61.7
1950-51	32	742						425	701	.606									1909	59.7
1949-50	27	551						313	558	.561									1415	52.4
1948-49	33	696						366	642	.570									1758	53.3

# Opponent Year-by-Year Statistics

Year	G	FG	FGA	Pct	3P	3PA	Pct	FT	FTA	Pct	Reb	Avg	Ast	Avg	Blk	Avg	Stl	Avg	Points	Avg
2012-13	33	753	1915	.393	189	562	.336	428	622	.688	1133	34.3	385	11.7	103	3.1	196	5.9	2123	64.3
2011-12	34	786	1893	.415	186	568	.327	346	505	.685	1037	30.5	386	11.4	84	2.5	169	5.0	2104	61.9
2010-11	33	836	1919	.436	263	723	.364	447	648	.690	1083	32.8	429	13.0	94	2.8	186	5.6	2382	72.2
2009-10	35	866	1993	.435	195	618	.316	460	663	.694	1122	32.1	435	12.4	132	3.7	193	5.5	2387	68.2
2008-09	33	827	1872	.442	182	521	.349	435	617	.705	1042	31.6	415	12.6	108	3.3	167	5.1	2271	68.8
2007-08	33	880	1961	.449	275	783	.351	443	650	.682	1081	32.8	499	15.1	103	3.1	202	6.1	2478	75.1
2006-07	33	844	1819	.464	205	611	.336	388	576	.674	1105	33.5	505	15.3	111	3.4	161	4.9	2281	69.1
2005-06	31	717	1647	.435	198	566	.350	368	505	.729	956	30.8	393	12.7	84	2.7	140	4.5	2000	64.5
2004-05	29	745	1711	.435	194	545	.356	370	508	.728	1009	34.8	453	15.6	90	3.1	182	6.3	2054	70.8
2003-04	28	649	1491	.435	184	489	.376	401	551	.728	925	33.0	418	14.9	89	3.2	165	5.9	1883	67.3
2002-03	31	787	1812	.434	222	656	.338	375	550	.682	1063	34.3	497	16.0	83	2.7	179	5.8	2171	70.0
2001-02	32	729	1743	.418	221	643	.344	451	677	.666	1140	35.6	433	13.5	89	2.8	159	5.0	2130	66.6
2000-01	31	738	1692	.436	228	603	.378	424	595	.713	1027	33.1	482	15.5	108	3.5	179	5.8	2128	68.6
1999-00	33	810	1859	.436	248	668	.371	473	661	.716	1144	34.7	525	15.9	107	3.2	201	6.1	2341	70.9
1998-99	33	821	1952	.421	196	605	.324	429	661	.649	1275	38.6	488	14.8	86	2.6	185	5.6	2267	68.7
1997-98	27	648	1509	.429	185	542	.341	395	593	.666	968	35.9	412	15.3	88	3.3	171	6.3	1876	69.5
1996-97	32	779	1898	.410	196	599	.327	417	596	.700	1137	35.5	469	14.7	108	3.4	237	7.4	2171	67.8
1995-96	28	726	1644	.442	141	390	.362	371	566	.655	979	35.0	418	14.9	85	3.0	178	6.4	1964	70.1
1994-95	27	756	1622	.466	142	421	.337	448	646	.693	992	36.7	446	16.5	82	3.0	197	7.3	2102	77.9
1993-94	30	754	1848	.408	176	568	.310	461	685	.673	1142	38.1	450	15.0	84	2.8	225	7.5	2145	71.5
1992-93	30	764	1718	.445	185	503	.368	501	684	.732	999	33.3	447	14.9	85	2.8	212	7.1	2214	73.8
1991-92	28	766	1687	.454	159	454	.350	464	666	.697	992	35.4	447	16.0	64	2.3	236	8.4	2155	77.0
1990-91	28	770	1719	.448	196	532	.368	426	637	.669	978	34.9	480	17.1	90	3.2	196	7.0	2162	77.2
1989-90	32	818	1849	.442	200	515	.388	418	595	.703	1063	33.2	555	17.3	64	2.0	172	5.4	2254	70.4
1988-89	33	827	1852	.447	186	494	.377	432	618	.699	1009	30.6	527	16.0	63	1.9	180	5.5	2272	68.8
1987-88	29	685	1451	.472	146	325	.449	528	756	.698	957	33.0	489	16.9	65	2.2	213	7.3	2044	70.5
1986-87	35	860	1888	.456	133	324	.410	549	791	.694	1138	32.5	555	15.9	83	2.4	168	4.8	2402	68.6
1985-86	29	730	1554	.470				380	576	.660	895	30.9	479	16.5	68	2.3	144	5.0	1840	63.4
1984-85	28	691	1417	.488				349	532	.656	833	29.8	437	15.6	63	2.3	186	6.6	1731	61.8
1983-84	28	644	1391	.463				356	527	.676	907	32.4	358	12.8	56	2.0	151	5.4	1644	58.7
1982-83	28	701	1473	.476				411	612	.672	902	32.2	362	12.9	54	1.9	165	5.9	1813	64.8
1981-82	27	777	1548	.502				279	434	.643	811	30.0	399	14.8	54	2.0	162	6.0	1833	67.9
1980-81	27	789	1593	.495				372	522	.713	857	31.7	442	16.4	41	1.5	190	7.0	1950	72.2
1979-80	27	781	1582	.494				436	619	.704	1037	38.4	414	15.3	74	2.7	176	6.5	1998	74.0
1978-79	27	769	1507	.510				369	539	.685	1018	37.7	453	16.8	83	3.1	167	6.2	1907	70.6
1977-78	27	799	1737	.460				387	584	.663	1081	40.0	447	16.6			154	5.7	1985	73.5
1976-77	27	862	1854	.465				342	482	.710	1105	40.9	455	16.9					2066	76.5
1975-76	26	819	1791	.457				397	541	.734	1090	41.9	455	17.5					2039	78.4
1974-75	26	756	1703	.444				339	504	.673	1061	40.8	412	15.8					1851	71.2
1973-74	26	724	1554	.466				370	527	.702	1011	38.9	411	15.8					1818	69.9
1972-73	26	744	1683	.442				318	455	.699	1065	41.0	420	16.2					1806	69.5
1971-72	29	910	2075	.439				463	699	.662	1289	44.4							2283	78.7
1970-71	25	787	1899	.414				420	637	.659	1234	49.4							1994	79.8
1969-70	26	754	1712	.440				459	653	.703	1187	45.7							1967	75.7
1968-69	25	735	1681	.437				478	698	.685	1167	46.7							1948	77.9
1967-68	25	794	1818	.437				328	484	.678	1160	46.4							1916	76.6
1966-67	26	737	1603	.460				386	559	.691	1048	40.3							1860	71.5
1965-66	25	666	1439	.463				426	599	.711	1028	41.1							1758	70.3
1964-65	23	559	1274	.439				438	661	.663	1008	43.8							1554	67.6
1963-64	27	619	1384	.447				476	746	.638	1112	41.2							1724	63.9
1962-63	24	548	1355	.404				417	625	.667	1062	44.3							1513	63.0
1961-62	25	573	1310	.437				438	657	.667	1095	43.8							1584	63.4
1960-61	22	443	1102	.402				306	471	.650	850	38.6							1192	54.2
1959-60	30	519	1423	.365				448	687	.652	1069	35.6							1486	49.5
1958-59	29	524	1484	.353				432	672	.643	1163	40.1							1480	51.0
1957-58	28	565	1472	.384				434	644	.674	1106	39.5							1563	55.8
1956-57	26	487	1325	.368				517	737	.701	950	36.5							1484	57.1
1955-56	25	501	1218	.411				531	776	.684	943	37.7							1513	60.5
1954-55	25	572	1473	.388				551	825	.668	1058	42.3							1695	67.8
1953-54	27	586	n/a	n/a				415	652	.637	n/a	n/a							1585	58.7
1952-53	26	547	1689	.324				499	761	.656	974	37.5							1593	61.3
1951-52	30	612	n/a	n/a				499	751	.664	n/a	n/a							1723	57.4
1950-51	32	643	n/a	n/a				463	748	.619	n/a	n/a							1749	54.7
1949-50	27	572	n/a	n/a				362	565	.641	n/a	n/a							1506	55.8
1948-49	33	676	n/a	n/a				426	681	.626	n/a	n/a							1778	53.9



Shareef Abdur-Rahim

## TOTAL POINTS

1. Shareef Abdur-Rahim (1996) .....	590
2. Ryan Anderson (2007) .....	539
3. Brian Hendrick (1990) .....	478
4. Allen Crabbe (2011) .....	414
5. Leon Powe (2004) .....	409
6. Lamond Murray (1992) .....	387
7. Jason Kidd (1993) .....	378
8. Tremaine Fowlkes (1995) .....	361
9. Michael Pitts (1980) .....	354
10. Leonard Taylor (1985) .....	347

## SCORING AVERAGE

1. Shareef Abdur-Rahim (1996) .....	21.1
2. Ryan Anderson (2007) .....	16.3
3. Leon Powe (2004) .....	15.1
4. Brian Hendrick (1990) .....	14.9
5. Rickie Hawthorne (1973) .....	14.2
6. Lamond Murray (1992) .....	13.8
7. Tremaine Fowlkes (1995) .....	13.4
Allen Crabbe (2011) .....	13.4
8. Gene Ransom (1976) .....	13.2
9. Michael Pitts (1980) .....	13.1

## REBOUNDS

1. Ryan Anderson (2007) .....	269
2. Leon Powe (2004) .....	256
3. Bob McKeen (1952) .....	249
4. Brian Hendrick (1990) .....	242
5. Shareef Abdur-Rahim (1996) .....	236
6. Nick Vander Laan (2000) .....	221
7. Jamal Sampson (2002) .....	209
8. Michael Pitts (1980) .....	198
9. <b>David Kravish (2012)</b> .....	<b>190</b>
10. Doug True (1977) .....	182

## REBOUNDING AVERAGE

1. Leon Powe (2004) .....	9.5
2. Bob McKeen (1952) .....	8.6
3. Shareef Abdur-Rahim (1996) .....	8.4
4. Ryan Anderson (2007) .....	8.2
5. Brian Hendrick (1990) .....	7.6
6. Michael Pitts (1980) .....	7.3
7. Nick Vander Laan (2000) .....	6.7
Doug True (1977) .....	6.7
Roy Fisher (1988) .....	6.7
Tremaine Fowlkes (1995) .....	6.7

## FIELD GOALS MADE

1. Shareef Abdur-Rahim (1996) .....	206
2. Ryan Anderson (2007) .....	189
3. Brian Hendrick (1990) .....	175
4. Lamond Murray (1992) .....	152
5. Leon Powe (2004) .....	142
6. Michael Pitts (1980) .....	141
7. Allen Crabbe (2011) .....	139
8. Gene Ransom (1976) .....	136
9. Michael Chavez (1980) .....	135
10. Jason Kidd (1993) .....	133
Sam Potter (1981) .....	133

## FIELD GOAL PCT.

(Minimum 50 made)

	FG-FGA	PCT
1. Tony Gonzalez (1995) .....	71-111	.640
2. <b>David Kravish (2012)</b> .....	<b>98-165</b>	<b>.594</b>
3. Brian Hendrick (1990) .....	175-295	.593
4. Alfred Grigsby (1992) .....	110-191	.576
5. <b>Richard Solomon (2011)</b> .....	<b>67-120</b>	<b>.558</b>
6. Marquise Kately (2004) .....	121-226	.535
7. Leonard Taylor (1985) .....	125-235	.532
8. S. Abdur-Rahim (1996) .....	206-398	.518
9. Kevin Johnson (1984) .....	98-192	.510
10. DeVon Hardin (2005) .....	52-103	.505



Ryan Anderson

## THREE-POINT FIELD GOALS MADE

1. Allen Crabbe (2011) .....	62
2. Ryan Drew (1988) .....	60
3. Ryan Anderson (2007) .....	58
4. Shantay Legans (2000) .....	47
5. Richard Midgley (2003) .....	44

## THREE-POINT FIELD GOAL PERCENTAGE

(Minimum 20 made)

	3P-3PA	PCT
1. Richard Midgley (2003) .....	44-98	.449
2. Shantay Legans (2000) .....	47-110	.427
3. Theo Robertson (2006) .....	24-59	.407
4. Bryant Walton (1987) .....	38-94	.404
5. Allen Crabbe (2011) .....	62-155	.400

## FREE THROWS MADE

1. Shareef Abdur-Rahim (1996) .....	170
2. Brian Hendrick (1990) .....	128
3. Leon Powe (2004) .....	125
4. Ryan Anderson (2007) .....	103
5. Leonard Taylor (1985) .....	97
6. Tremaine Fowlkes (1995) .....	94
7. Jason Kidd (1993) .....	88
8. Nick Vander Laan (2000) .....	85
9. Kevin Johnson (1984) .....	75
10. Jelani Gardner (1995) .....	74
Allen Crabbe (2011) .....	74

## FREE THROW PCT.

(Minimum 30 made)

	FT-FTA	PCT
1. Shantay Legans (2000) .....	66-77	.857
2. Michael Chavez (1980) .....	50-61	.820
3. Donte Smith (2000) .....	51-63	.810
4. Allen Crabbe (2011) .....	74-92	.804
5. Roy Fisher (1988) .....	49-61	.803
6. Ryan Anderson (2007) .....	103-129	.798
7. Jerod Haase (1993) .....	56-71	.789
8. Theo Robertson (2006) .....	42-54	.778
9. Joe Shipp (2000) .....	43-56	.768
10. Dave Butler (1983) .....	57-76	.750

## ASSISTS

1. Jason Kidd (1993) .....	222
2. Jelani Gardner (1995) .....	175
3. K.J. Roberts (1992) .....	127
4. Shantay Legans (2000) .....	121
5. Ayinde Ubaka (2004) .....	108

## STEALS

1. Jason Kidd (1993) .....	110
2. Shareef Abdur-Rahim (1996) .....	52
3. Shantay Legans (2000) .....	51
4. Butch Hays (1981) .....	42
Michael Chavez (1980) .....	42

## BLOCKED SHOTS

1. Michael Stewart (1994) .....	59
2. Jamal Sampson (2002) .....	54
3. <b>David Kravish (2012)</b> .....	<b>41</b>
4. Shareef Abdur-Rahim (1996) .....	35
5. Brian Hendrick (1990) .....	32
6. <b>Richard Solomon (2011)</b> .....	<b>27</b>



### 1. Jerome Randle — Guard, 5-10, 172

Season	G	FG-FGA	3P-3PA	FT-FTA	TP	AVG
2006-07	33	70-180	26-86	48-59	214	6.5
2007-08	27	124-290	52-131	67-77	367	11.8
2008-09	33	191-381	82-177	139-161	603	18.3
2009-10	35	210-460	92-228	139-149	651	18.6
<b>Totals</b>	<b>132</b>	<b>595-1311</b>	<b>252-622</b>	<b>393-446</b>	<b>1835</b>	<b>13.9</b>




### 2. Sean Lampley — Forward, 6-7, 225

Season	G	FG-FGA	3P-3PA	FT-FTA	TP	AVG
1997-98	27	89-198	5-19	43-73	226	8.4
1998-99	32	151-307	4-12	90-142	396	12.4
1999-00	33	212-417	1-17	124-192	549	16.6
2000-01	31	209-416	7-33	180-244	605	19.5
<b>Totals</b>	<b>123</b>	<b>661-1338</b>	<b>17-81</b>	<b>437-651</b>	<b>1776</b>	<b>14.4</b>




### 3. Patrick Christopher — Guard, 6-5, 220

Season	G	FG-FGA	3P-3PA	FT-FTA	TP	AVG
2006-07	33	71-153	13-39	18-26	173	5.2
2007-08	33	188-412	45-135	82-103	503	15.2
2008-09	33	176-399	48-134	78-94	478	14.5
2009-10	35	204-457	58-172	80-93	546	15.6
<b>Totals</b>	<b>134</b>	<b>639-1421</b>	<b>164-480</b>	<b>258-316</b>	<b>1700</b>	<b>12.7</b>



### 4. Lamond Murray — Forward, 6-7, 220

Season	G	FG-FGA	3P-3PA	FT-FTA	TP	AVG
1991-92	28	152-321	17-56	66-93	387	13.8
1992-93	30	230-445	36-99	76-121	572	19.1
1993-94	30	262-550	46-139	159-208	729	24.3
<b>Totals</b>	<b>88</b>	<b>644-1316</b>	<b>99-294</b>	<b>301-422</b>	<b>1688</b>	<b>19.2</b>



### 5. Joe Shipp — Forward, 6-5, 220


Season	G	FG-FGA	3P-3PA	FT-FTA	TP	AVG
1999-00	33	109-235	40-121	43-56	301	9.1
2000-01	31	95-216	34-108	35-50	259	8.4
2001-02	32	162-333	43-122	107-137	474	14.8
2002-03	31	241-465	40-113	110-145	632	20.4
<b>Totals</b>	<b>127</b>	<b>607-1249</b>	<b>157-464</b>	<b>295-388</b>	<b>1666</b>	<b>13.1</b>



Brian Hendrick



Jerome Randle



### 6. Kevin Johnson — Guard, 6-1, 180

Season	G	FG-FGA	3P-3PA	FT-FTA	TP	AVG
1983-84	28	98-192		75-104	271	9.7
1984-85	27	127-282		94-142	348	12.9
1985-86	29	164-335		123-151	451	15.6
1986-87	34	212-450	48-124	113-138	585	17.2
<b>Totals</b>	<b>118</b>	<b>601-1259</b>	<b>48-124</b>	<b>405-535</b>	<b>1655</b>	<b>14.0</b>




### 7. Bob McKeen — Center, 6-7, 220

Season	G	FG-FGA	3P-3PA	FT-FTA	TP	AVG
1951-52	30	124-337		43-93	291	9.7
1952-53	26	175-417		107-191	457	17.6
1953-54	27	169-404		93-162	431	16.0
1954-55	24	181-443		113-197	475	19.8
<b>Totals</b>	<b>107</b>	<b>649-1601</b>		<b>356-643</b>	<b>1654</b>	<b>15.5</b>



### 8. Leonard Taylor — Forward/Center, 6-8, 220

Season	G	FG-FGA	3P-3PA	FT-FTA	TP	AVG
1984-85	28	125-235		97-134	347	12.4
1985-86	29	131-257		84-117	346	11.9
1986-87	14	87-147	0-0	92-114	266	19.0
1987-88		(Redshirt - injury)				
1988-89	33	233-432	16-41	167-206	649	19.7
<b>Totals</b>	<b>104</b>	<b>576-1071</b>	<b>16-41</b>	<b>440-571</b>	<b>1608</b>	<b>15.5</b>



### 9. Brian Hendrick — Forward, 6-9, 225

Season	G	FG-FGA	3P-3PA	FT-FTA	TP	AVG
1989-90	32	175-295	0-0	128-188	478	14.9
1990-91	28	189-340	0-0	114-152	492	17.6
1991-92	19	115-241	0-2	75-112	305	16.1
1992-93	27	101-206	0-0	79-116	281	10.4
<b>Totals</b>	<b>106</b>	<b>580-1082</b>	<b>0-2</b>	<b>396-568</b>	<b>1556</b>	<b>14.7</b>



### 10. Allen Crabbe — Guard, 6-6, 210

Season	G	FG-FGA	3P-3PA	FT-FTA	TP	AVG
2010-11	31	139-312	62-155	74-92	414	13.4
2011-12	34	179-415	83-208	75-89	516	15.2
2012-13	33	215-468	64-184	113-139	607	18.4
<b>Totals</b>	<b>98</b>	<b>533-1195</b>	<b>209-547</b>	<b>262-320</b>	<b>1537</b>	<b>15.7</b>



# 1,000-Point Scorers



**11. Russ Critchfield — Guard, 5-10, 155**

Season	G	FG-FGA	3P-3PA	FT-FTA	TP	AVG
1965-66	25	159-350		69-89	387	15.5
1966-67	26	225-493		95-125	545	21.0
1967-68	23	206-454		93-117	505	22.0
<b>Totals</b>	<b>74</b>	<b>590-1297</b>		<b>257-331</b>	<b>1437</b>	<b>19.4</b>



**12. Rickie Hawthorne — Guard, 6-3, 190**

Season	G	FG-FGA	3P-3PA	FT-FTA	TP	AVG
1972-73	21	119-274		61-85	299	14.2
1973-74	26	144-343		79-110	367	14.1
1974-75	26	148-350		126-188	422	16.2
1975-76	25	127-292		71-108	325	13.0
<b>Totals</b>	<b>98</b>	<b>538-1259</b>		<b>337-491</b>	<b>1413</b>	<b>14.4</b>



**13. Keith Smith — Guard, 6-4, 175**

Season	G	FG-FGA	3P-3PA	FT-FTA	TP	AVG
1986-87	35	21-64		2-10	23-34	67 1.9
1987-88	28	132-174		21-51	77-100	362 12.9
1988-89	33	155-313		25-66	103-140	438 12.7
1989-90	32	195-362		42-91	99-140	531 16.6
<b>Totals</b>	<b>128</b>	<b>503-1013</b>		<b>90-218</b>	<b>302-414</b>	<b>1398 10.9</b>




**14. Ainsley Truitt — C, 6-9, 220**

Season	G	FG-FGA	3P-3PA	FT-FTA	TP	AVG
1969-70	26	176-398		73-119	425	16.3
1970-71	25	171-373		73-100	415	16.6
1971-72	29	226-512		92-128	544	18.8
<b>Totals</b>	<b>80</b>	<b>573-1283</b>		<b>238-347</b>	<b>1384</b>	<b>17.3</b>



**15. Roy Fisher — F, 6-7, 210**

Season	G	FG-FGA	3P-3PA	FT-FTA	TP	AVG
1987-88	18	62-136		0-4	49-61	173 9.6
1988-89	31	135-230		2-6	78-107	350 11.3
1989-90	32	166-333		19-59	125-161	476 14.9
1990-91	28	138-289		20-73	86-110	383 13.7
<b>Totals</b>	<b>109</b>	<b>501-1039</b>		<b>41-141</b>	<b>338-439</b>	<b>1382 12.7</b>




**16. Jackie Ridgle — F, 6-4, 190**

Season	G	FG-FGA	3P-3PA	FT-FTA	TP	AVG
1968-69	24	146-322		187-253	479	19.9
1969-70	26	136-273		160-216	432	16.6
1970-71	25	149-311		134-182	432	17.3
<b>Totals</b>	<b>75</b>	<b>431-906</b>		<b>481-651</b>	<b>1343</b>	<b>17.9</b>



**17. Theo Robertson — Forward, 6-6, 230**

Season	G	FG-FGA	3P-3PA	FT-FTA	TP	AVG
2005-06	30	57-122		24-59	42-54	180 6.0
2006-07	33	105-233		26-70	54-70	290 8.8
2008-09	33	158-324		56-115	61-77	433 13.1
2009-10	29	135-271		48-106	94-118	412 14.2
<b>Totals</b>	<b>125</b>	<b>455-950</b>		<b>154-350</b>	<b>251-319</b>	<b>1315 10.5</b>



Dave Butler



**18. Dave Butler — F, 6-9, 225**

Season	G	FG-FGA	3P-3PA	FT-FTA	TP	AVG
1982-83	28	80-182		57-76	217	7.8
1983-84	26	105-232		76-101	286	11.0
1984-85	4	23-45		7-8	53	13.3
1985-86	29	145-266		52-97	342	11.8
1986-87	33	154-361	1-5	84-121	393	11.9
<b>Totals</b>	<b>120</b>	<b>507-1086</b>		<b>1-5 276-403</b>	<b>1291</b>	<b>10.6</b>



**19. Brian Wethers — G, 6-5, 215**

Season	G	FG-FGA	3P-3PA	FT-FTA	TP	AVG
1999-00	32	67-159		7-37	34-51	175 5.5
2000-01	31	104-201		25-57	32-44	265 8.5
2001-02	32	132-277		9-47	57-80	330 10.3
2002-03	31	191-391		25-63	62-95	469 15.1
<b>Totals</b>	<b>126</b>	<b>494-1028</b>		<b>66-204 185-270</b>	<b>1239</b>	<b>9.8</b>



**20. Ryan Anderson — F, 6-10, 240**

Season	G	FG-FGA	3P-3PA	FT-FTA	TP	AVG
2006-07	33	189-397		58-152	103-129	539 16.3
2007-08	33	230-469		64-156	173-199	697 21.1
<b>Totals</b>	<b>66</b>	<b>419-866</b>		<b>122-308 276-328</b>	<b>1236</b>	<b>18.7</b>



**21. Jorge Gutierrez — G, 6-3, 185**

Season	G	FG-FGA	3P-3PA	FT-FTA	TP	AVG
2008-09	33	57-126		8-26	34-53	156 4.7
2009-10	30	55-131		16-39	38-63	164 5.5
2010-11	33	143-348		36-109	161-201	483 14.6
2011-12	33	157-354		25-76	90-121	429 13.0
<b>Totals</b>	<b>129</b>	<b>412-959</b>		<b>85-250 323-438</b>	<b>1232</b>	<b>9.6</b>



**22. Doug True — F, 6-8, 215**

Season	G	FG-FGA	3P-3PA	FT-FTA	TP	AVG
1976-77	27	107-254		64-99	278	10.3
1977-78	27	117-258		44-64	278	10.3
1978-79	27	106-256		39-64	251	9.3
1979-80	27	173-367		62-101	408	15.1
<b>Totals</b>	<b>108</b>	<b>503-1135</b>		<b>209-328</b>	<b>1215</b>	<b>11.2</b>



**23. Ayinde Ubaka — G, 6-4, 200**

Season	G	FG-FGA	3P-3PA	FT-FTA	TP	AVG
2003-04	28	61-179		21-81	37-53	180 6.4
2004-05	18	39-114		19-64	13-20	110 6.1
2005-06	31	140-339		61-164	110-132	451 14.5
2006-07	33	152-361		59-165	90-116	453 13.7
<b>Totals</b>	<b>110</b>	<b>392-993</b>		<b>160-474 250-321</b>	<b>1194</b>	<b>10.9</b>




**24. Gene Ransom — G, 5-9, 170**

Season	G	FG-FGA	3P-3PA	FT-FTA	TP	AVG
1975-76	26	136-303		71-98	343	13.2
1976-77	27	156-374		71-101	383	14.2
1977-78	27	182-413		95-121	459	17.0
<b>Totals</b>	<b>80</b>	<b>474-1090</b>		<b>237-320</b>	<b>1185</b>	<b>14.8</b>



**25. John Coughran — F, 6-6, 225**

Season	G	FG-FGA	3P-3PA	FT-FTA	TP	AVG
1970-71	25	94-201		54-85	242	9.7
1971-72	29	202-424		134-184	538	18.6
1972-73	26	169-371		65-93	403	15.5
<b>Totals</b>	<b>101</b>	<b>468-1309</b>		<b>322-467</b>	<b>1183</b>	<b>15.8</b>



**26. Chris Washington — G, 6-1, 165**

Season	G	FG-FGA	3P-3PA	FT-FTA	TP	AVG
1983-84	28	103-207		66-92	272	9.7
1984-85	28	138-296		90-121	366	13.1
1985-86	29	118-253		59-95	295	10.2
1986-87	35	95-218		11-33	45-72	246 7.0
<b>Totals</b>	<b>120</b>	<b>454-974</b>		<b>11-33 260-380</b>	<b>1179</b>	<b>9.8</b>



**27. Richard Midgley — G, 6-3, 195**

Season	G	FG-FGA	3P-3PA	FT-FTA	TP	AVG
2002-03	31	89-189		44-98	64-89	286 9.2
2003-04	28	91-217		40-114	75-100	297 10.6
2004-05	26	103-267		50-144	80-105	336 12.9
2005-06	30	80-208		49-127	48-61	257 8.6
<b>Totals</b>	<b>115</b>	<b>363-881</b>		<b>183-483 267-355</b>	<b>1176</b>	<b>10.2</b>

# 1,000-Point Scorers



### 28. Michael Chavez – G, 5-9, 160

Season	G	FG-FGA	3P-3PA	FT-FTA	TP	AVG
1979-80	27	135-310		50-61	320	11.9
1980-81	27	86-176		32-39	204	7.6
1981-82	27	115-248		48-55	278	10.3
1982-83	27	146-310		68-80	360	13.3
<b>Totals</b>	<b>108</b>	<b>482-1044</b>		<b>198-235</b>	<b>1162</b>	<b>10.8</b>



### 29. Butch Hays – G, 6-4, 175

Season	G	FG-FGA	3P-3PA	FT-FTA	TP	AVG
1980-81	27	76-155		70-97	222	8.2
1981-82	27	96-217		84-128	276	10.2
1982-83	28	107-228		81-119	295	10.5
1983-84	28	135-325		82-116	352	12.6
<b>Totals</b>	<b>110</b>	<b>414-925</b>		<b>317-460</b>	<b>1145</b>	<b>10.4</b>



### 30. Harper Kamp – G, 6-8, 245

Season	G	FG-FGA	3P-3PA	FT-FTA	TP	AVG
2007-08	33	53-108	3-8	35-48	144	4.4
2008-09	33	49-99	0-1	29-44	127	3.8
2009-10		DNP				
2010-11	33	169-320	2-10	129-158	469	14.2
2011-12	34	153-280	1-7	86-113	393	8.5
<b>Totals</b>	<b>133</b>	<b>424-807</b>	<b>6-26</b>	<b>279-363</b>	<b>1133</b>	<b>8.5</b>



### 31. Andy Wolfe – G, 6-1, 190

Season	G	FG-FGA	3P-3PA	FT-FTA	TP	AVG
1945-46	34	199		59-91	457	13.4
1946-47	31	107		55-81	269	8.7
1947-48	32	155		76-112	386	12.1
<b>Totals</b>	<b>97</b>	<b>461</b>		<b>190-284</b>	<b>1112</b>	<b>11.5</b>



### 32. Ryan Drew – G, 6-3, 180

Season	G	FG-FGA	3P-3PA	FT-FTA	TP	AVG
1987-88	29	114-269	60-152	31-43	319	11.0
1988-89	33	102-245	47-138	37-52	288	8.7
1989-90	32	111-245	68-162	24-35	312	9.8
1990-91	26	57-156	39-108	14-23	167	6.4
<b>Totals</b>	<b>120</b>	<b>384-915</b>	<b>214-560</b>	<b>95-137</b>	<b>1086</b>	<b>9.1</b>



Richard Midgley



### 33. Ed Gray – G, 6-3, 210

Season	G	FG-FGA	3P-3PA	FT-FTA	TP	AVG
1995-96	28	146-339	40-119	106-134	438	15.6
1996-97	26	224-486	38-126	158-200	644	24.8
<b>Totals</b>	<b>54</b>	<b>370-825</b>	<b>78-245</b>	<b>264-334</b>	<b>1082</b>	<b>20.0</b>



### 34. Kevin Singleton – F/G, 6-6, 180

Season	G	FG-FGA	3P-3PA	FT-FTA	TP	AVG
1976-77	19	15-42		15-21	45	2.4
1977-78	27	107-270		49-76	308	9.7
1978-79	27	181-381		72-96	434	16.1
1979-80	1	6-9		0-0	12	12.0
1980-81	27	132-301		50-74	314	11.6
<b>Totals</b>	<b>101</b>	<b>441-1003</b>		<b>186-267</b>	<b>1068</b>	<b>10.6</b>



### 35. Larry Friend – F, 6-4, 200

Season	G	FG-FGA	3P-3PA	FT-FTA	TP	AVG
1954-55	20	94-236		58-90	246	12.3
1955-56	25	109-270		106-141	324	13.0
1956-57	26	177-397		137-189	491	18.9
<b>Totals</b>	<b>71</b>	<b>380-903</b>		<b>301-420</b>	<b>1061</b>	<b>14.9</b>



### 36. Amit Tamir – F/C, 6-10, 260

Season	G	FG-FGA	3P-3PA	FT-FTA	TP	AVG
2001-02	24	92-230	25-77	29-35	238	9.9
2002-03	31	153-373	61-155	96-120	463	14.9
2003-04	28	133-304	50-141	38-46	354	12.6
<b>Totals</b>	<b>83</b>	<b>378-907</b>	<b>136-373</b>	<b>163-201</b>	<b>1055</b>	<b>12.7</b>



### 37. Michael Pitts – C, 6-11, 210

Season	G	FG-FGA	3P-3PA	FT-FTA	TP	AVG
1979-80	26	141-329		72-115	354	13.1
1980-81	27	104-203		30-57	238	8.8
1981-82	0	0-0		0-0	0	0.0
1982-83	28	141-280		122-169	404	14.4
1983-84	4	21-40		6-9	48	12.0
<b>Totals</b>	<b>85</b>	<b>407-852</b>		<b>230-350</b>	<b>1044</b>	<b>12.3</b>




### 38. Bill Hagler – F, 6-3, 180

Season	G	FG-FGA	3P-3PA	FT-FTA	TP	AVG
1948-49	33	128		71-122	327	9.9
1949-50	27	109-320		70-123	288	10.7
1950-51	32	164-474		99-169	427	13.3
<b>Totals</b>	<b>92</b>	<b>401</b>		<b>240-414</b>	<b>1042</b>	<b>11.3</b>



### 39. Mark McNamara – C, 6-11, 235

Season	G	FG-FGA	3P-3PA	FT-FTA	TP	AVG
1980-81	26	182-295		84-168	448	17.2
1981-82	27	231-329		131-242	593	22.0
<b>Totals</b>	<b>53</b>	<b>413-624</b>		<b>215-410</b>	<b>1041</b>	<b>19.6</b>



### 40. Monty Buckley – G/F, 6-6, 210

Season	G	FG-FGA	3P-3PA	FT-FTA	TP	AVG
1991-92	24	43-111	16-60	16-23	118	4.9
1992-93	28	42-86	12-37	17-24	113	4.0
1993-94	29	134-253	25-88	77-109	370	12.8
1994-95	27	145-312	53-130	91-131	434	16.1
<b>Totals</b>	<b>108</b>	<b>364-762</b>	<b>106-315</b>	<b>201-287</b>	<b>1035</b>	<b>9.6</b>



### 41. Charlie Johnson – G, 6-0, 170

Season	G	FG-FGA	3P-3PA	FT-FTA	TP	AVG
1968-69	25	152-387		47-65	351	14.0
1969-70	24	141-381		53-73	335	14.2
1970-71	25	149-339		41-66	339	13.6
<b>Totals</b>	<b>74</b>	<b>442-1107</b>		<b>141-204</b>	<b>1025</b>	<b>13.9</b>



### 42. Randy Duck – G, 6-2, 210

Season	G	FG-FGA	3P-3PA	FT-FTA	TP	AVG
1993-94	20	36-90	11-38	22-34	105	5.3
1994-95	26	85-220	38-106	42-62	250	9.6
1995-96	28	85-194	44-114	40-52	254	9.1
1996-97	32	137-313	60-165	60-85	394	12.3
<b>Totals</b>	<b>106</b>	<b>343-817</b>	<b>153-423</b>	<b>164-233</b>	<b>1003</b>	<b>9.5</b>

# Top Individual Performances

## 30-POINT CLUB BY PLAYER

6

### Ed Gray

48..... at Washington State, Feb. 22, 1997  
 33..... at Oregon State, Jan. 16, 1997  
 32..... vs. Kansas, Nov. 26, 1996  
 30..... vs. Washington State, Jan. 23, 1997 (2OT)  
 30..... at Oregon, Jan. 18, 1997  
 30..... vs. Illinois, Dec. 3, 1996 (2OT)

### Mark McNamara

37..... vs. Seattle Pacific, Dec. 22, 1980  
 36..... at UCLA, Feb. 19, 1982 (OT)  
 32..... vs. UC Davis, Nov. 30, 1981  
 31..... vs. Alcorn State, Dec. 13, 1980  
 31..... at Nevada, Dec. 12, 1981  
 30..... at Stanford, Jan. 2, 1982

5

### Russ Critchfield

36..... at Oregon, Jan. 6, 1968  
 36..... vs. Texas, Dec. 29, 1965  
 33..... vs. SMU, Dec. 28, 1967  
 31..... vs. Western Kentucky, Dec. 29, 1967  
 31..... at Denver, Feb. 3, 1968

### Bob McKeen

40..... vs. Utah, Jan. 30, 1954  
 36..... vs. UCLA, Feb. 19, 1955  
 32..... vs. Kansas State, Dec. 28, 1954  
 30..... at USC, January, 1955  
 30..... vs. Stanford, Feb. 26, 1955

### Lamond Murray

38..... at Washington State, March 12, 1994  
 36..... at UCLA, Feb. 24, 1994  
 36..... vs. Washington State, Jan. 6, 1994  
 33..... at Arizona, Jan. 13, 1994  
 31..... vs. St. Mary's, Jan. 2, 1994

### Jackie Ridgle

36..... vs. Arizona State, Dec. 30, 1968  
 35..... vs. San Francisco, Dec. 2, 1968  
 32..... at Oregon State, Jan. 8, 1971  
 30..... vs. Stanford, Jan. 17, 1969  
 30..... at Oregon, Feb. 8, 1969

### Joe Shipp

35..... vs. Oregon State, Jan. 11, 2003  
 33..... at Washington State, Jan. 18, 2003  
 31..... vs. Fresno State, Dec. 11, 2001  
 30..... at Cleveland State, Nov. 30, 2002 (OT)  
 30..... vs. Howard, Dec. 3, 2002

### Leonard Taylor

33..... at Stanford, Feb. 16, 1989  
 33..... vs. Oregon State, Jan. 26, 1989  
 32..... vs. Connecticut, March 20, 1989  
 31..... vs. Florida, Dec. 27, 1986  
 30..... vs. Oregon, Dec. 23, 1986

4

### Shareef Abdur-Rahim

33..... vs. Northern Arizona, Nov. 25, 1995  
 32..... at Washington State, Jan. 25, 1996  
 32..... at San Francisco, Dec. 5, 1995  
 31..... vs. Stanford, March 3, 1996

### Ryan Anderson

36..... at Nevada, Nov. 28, 2007  
 33..... at Washington, Feb. 2, 2008  
 32..... vs. Arizona State, Jan. 17, 2008  
 30..... vs. Arizona, Jan. 19, 2008

3

### Allen Crabbe

33..... vs. Pepperdine, Nov. 13, 2012  
 31..... at Arizona, Feb. 10, 2013  
 30..... vs. Washington State, Jan. 13, 2011

### Brian Hendrick

33..... vs. Washington State, Jan. 10, 1991  
 31..... vs. UCLA, Jan. 21, 1990  
 30..... at San Jose State, Dec. 28, 1991

### Kevin Johnson

31..... at USC, Jan. 2, 1987  
 31..... vs. Stanford, Jan. 17, 1987  
 30..... vs. Cal State Fullerton, March 13, 1987

### Leon Powe

41..... vs. Oregon, March 10, 2006 (2OT)  
 32..... vs. Stanford, Feb. 9, 2006  
 30..... vs. Arizona, Feb. 16, 2006

### Bob Presley

34..... vs. San Jose State, Dec. 4, 1968  
 33..... at Illinois, Dec. 23, 1967  
 31..... vs. USC, March 1, 1968

### Gene Ransom

36..... vs. Oregon, Feb. 10, 1977 (5OT)  
 31..... vs. Oregon State, Feb. 16, 1978  
 30..... vs. Washington, Jan. 12, 1978

### Jerome Randle

39..... at Washington State, Jan. 14, 2010  
 33..... vs. Washington, Feb. 11, 2010  
 31..... at Arizona, March 5, 2009

2

### Ray Murry

41..... vs. Stanford, March 5, 1977  
 30..... at USC, Feb. 24, 1977

### Kevin Singleton

31..... vs. Arizona, Feb. 2, 1979  
 30..... vs. Oregon, Feb. 23, 1979

### Ansley Truitt

35..... vs. New Mexico State, Jan. 17, 1972  
 34..... at Oregon, Feb. 18, 1972

1

### Geno Carlisle

31..... at UCLA, Feb. 14, 1998

### Phil Chenier

32..... vs. Washington, Feb. 13, 1971

### John Coughran

47..... at Utah State, Jan. 31, 1972

### Jorge Gutierrez

34..... vs. UCLA, Feb. 20, 2011

### Rickie Hawthorne

37..... vs. USC, Feb. 28, 1976

### Harper Kamp

33..... vs. Arizona, Feb. 5, 2011

### Thomas Kilgore

34..... at Washington State, Feb. 18, 1999

### Sean Lampley

32..... at Oregon State, Feb. 8, 2001 (OT)

### Carl Meier

30..... at Houston, Dec. 16, 1972

### Charlie Perkins

30..... vs. USC, Jan. 13, 1968

### Michael Pitts

32..... vs. Washington, Feb. 24, 1983

### Dick Tamberg

38..... vs. Stanford, Feb. 26, 1954

### Amit Tamir

39..... vs. Oregon, Feb. 9, 2002 (2OT)

### Doug True

30..... vs. Washington State, Feb. 7, 1980

### Connie White

34..... vs. Arizona, Dec. 27, 1974

Note: Cal has never had two 30-point scorers in the same game.



## 20-REBOUND CLUB BY PLAYER

**6**

### Bob Presley

27.....	vs. St. Mary's, Dec. 6, 1967
25.....	vs. Oregon State, Feb. 24, 1968
20.....	vs. San Francisco, Dec. 9, 1967
20.....	at Illinois, Dec. 23, 1967
20.....	vs. Washington State, Feb. 10, 1968
20.....	vs. Washington, Feb. 9, 1968

**5**

### Ansley Truitt

22.....	at Stanford, Feb. 4, 1972
21.....	vs. Air Force, Dec. 30, 1970
21.....	vs. Washington, Feb. 13, 1971
20.....	vs. UCLA, March 3, 1972
20.....	vs. USC, March 4, 1972

**4**

### Mark McNamara

22.....	vs. UC Davis, Nov. 30, 1981
22.....	at Arizona, Jan. 30, 1982
20.....	at Arizona, Feb. 26, 1981
20.....	at Washington, Jan. 16, 1982

**3**

### Darrall Imhoff

21.....	vs. West Virginia, March 21, 1959
21.....	vs. UCLA, Feb. 13, 1960
20.....	vs. Oregon State, Jan. 30, 1960

**2**

### Bob McKeen

22.....	vs. Universal Motors, Feb., 1952
20.....	vs. Hawaii, Dec. 22, 1953

**1**

### Bill McClintock

20.....	at UCLA, March 11, 1961
---------	-------------------------

### Leon Powe

20.....	vs. USC, March 9, 2006
---------	------------------------

### Camden Wall

21.....	at UCLA, March 2, 1964
---------	------------------------



Ed Gray

## MOST POINTS IN A GAME

48	Ed Gray at Wash. State.....	Feb. 22, 1997
47	John Coughran at Utah St.....	Jan. 31, 1972
41	Leon Powe vs. Oregon.....	March 10, 2006
41	Ray Murry vs. Stanford.....	March 5, 1977
40	Bob McKeen vs. Utah.....	Jan. 30, 1954

## MOST 30-POINT GAMES IN A SEASON

6	Ed Gray.....	1997
5	Lamond Murray.....	1994
4	Ryan Anderson.....	2008
	Joe Shipp.....	2003
	Shareef Abdur-Rahim.....	1996
	Mark McNamara.....	1982
	Jackie Ridgle.....	1969
	Bob McKeen.....	1955

## CONSECUTIVE 30-POINT GAMES

3	Ed Gray.....	Jan. 16-18-23, 1997
2	Ryan Anderson.....	Jan. 17-19, 2008
2	Leon Powe.....	Feb. 9-16, 2006
2	Joe Shipp.....	Nov. 30-Dec. 3, 2002
2	Lamond Murray.....	Jan. 2-6, 1994
2	Leonard Taylor.....	Dec. 23-27, 1986
2	Russ Critchfield.....	Dec. 28-29, 1967

## MOST 20-POINT GAMES IN A CAREER

46	Lamond Murray.....	1992-94
41	Russ Critchfield.....	1966-68
36	Jerome Randle.....	2007-10
35	Ansley Truitt.....	1970-72
33	Ed Gray.....	1996-97

## MOST 20-POINT GAMES IN A SEASON

23	Lamond Murray.....	1994
21	Ed Gray.....	1997
19	Russ Critchfield.....	1967
18	Ryan Anderson.....	2008
17	Jerome Randle.....	2010
16	Jerome Randle.....	2009



Lamond Murray

# Overtime Games

Date	Cal	Opp	Res	#OTS	
3/14/13	69	vs. Utah	79	L	1
2/20/11	76	vs. UCLA	72	W	1
2/5/11	105	vs. Arizona	107	L	3
1/13/11	88	vs. Washington State	81	W	1
1/6/10	75	vs. UCLA	76	L	1
2/29/09	81	vs. USC	78	W	1
1/10/09	88	at Washington	85	W	3
3/6/08	89	at USC	93	L	1
1/17/08	90	Arizona State	99	L	2
3/8/07	76	vs. UCLA	69	W	1
2/17/07	84	Oregon State	80	W	1
1/13/07	77	Washington	69	W	1
12/30/06	66	at Arizona State	62	W	1
3/10/06	91	vs. Oregon	87	W	2
3/2/06	58	UCLA	67	L	1
2/18	64	Arizona State	65	L	2
3/5/05	63	Washington State	57	W	1
2/26/04	85	Oregon	81	W	1
3/20/03	76	vs. North Carolina State	74	W	1
2/20/03	75	at UCLA	76	L	1
12/30/02	77	San Francisco	70	W	1
12/7/02	73	vs. Georgia	78	L	1
11/30/02	73	at Cleveland State	64	W	1
2/9/02	107	Oregon	103	W	2
1/24/02	92	at USC	91	W	1
2/8/01	72	at Oregon State	69	W	1
1/25/01	75	at Washington State	71	W	1
11/13/00	83	Mississippi State	76	W	1
2/26/00	78	at Washington State	81	L	1
1/8/00	108	Arizona State	111	L	2
1/2/99	69	Oregon	71	L	1
1/22/98	84	at Washington	86	L	1
1/23/97	77	Washington State	75	W	2
12/3/96	89	Illinois	88	W	2
3/9/95	73	Washington	74	L	1
12/29/94	73	Alabama	76	L	1
2/26/94	78	at USC	86	L	1
1/13/94	98	at Arizona	93	W	1
2/18/93	86	USC	83	W	1
1/25/90	68	at Arizona State	66	W	2
1/2/90	70	at Arizona	71	L	1
1/26/89	64	Oregon State	69	L	1
2/11/87	84	at Washington	82	W	1
12/23/87	56	USC	58	L	2
12/3/83	83	San Francisco	88	L	1
3/13/87	72	Cal State Fullerton	68	W	1
1/23/87	82	at Arizona	81	W	2
3/8/86	78	at Washington	72	W	1
3/6/86	78	at Washington State	81	L	1
1/12/86	72	at Arizona	79	L	2
12/28/85	53	at Dayton	59	L	1
2/16/85	43	at Stanford	41	W	2
3/8/84	60	at Oregon State	64	L	1
1/26/84	68	Washington State	63	W	1
12/22/83	60	at Santa Clara	52	W	1
3/10/83	65	Oregon State	70	L	1
1/6/83	67	at Oregon	69	L	1
12/28/82	69	East Tennessee State	71	L	1
2/19/82	65	at UCLA	70	L	1
1/14/82	55	at Washington State	57	L	1
12/18/81	77	Wyoming	75	W	1
2/21/81	73	USC	71	W	1
2/2/81	81	Arizona State	84	L	2
12/30/79	61	at Nevada	66	L	1
1/7/78	55	at Oregon State	57	L	1
12/1/77	81	Nevada	89	L	1
2/10/77	107	Oregon	102	W	5
2/28/76	96	USC	94	W	1
1/24/76	89	at Stanford	85	W	2



**Gene Ransom played 63.5 minutes in Cal's five overtime win over Oregon in 1977.**

1/7/74	75	Rice	76	L	1
2/16/73	69	Oregon	72	L	1
2/10/73	55	at Oregon	60	L	1
2/12/72	79	Oregon State	74	W	1
2/4/72	86	at Stanford	93	L	3
1/8/72	79	Washington State	76	W	2
12/2/71	82	Houston	81	W	2
1/8/71	101	at Oregon State	100	W	1
2/20/70	91	Washington	86	W	1
1/24/70	63	Utah State	68	L	1
3/7/69	79	at Stanford	83	L	2
3/1/69	77	UCLA	84	L	1
1/11/69	73	Washington	74	L	1
3/2/68	91	at USC	90	W	1
12/9/67	78	at San Francisco	74	W	1
2/25/67	57	at Oregon State	59	L	1
1/14/67	99	at USC	95	W	2
12/23/67	87	at Illinois	97	L	1
3/6/64	59	at Stanford	61	L	1
3/8/63	63	at USC	77	L	1
1/8/63	68	Stanford	70	L	2
3/3/62	68	at Washington	65	W	1
12/9/61	57	at San Francisco	59	L	1
3/3/61	52	Washington	51	W	1
2/11/61	58	at Washington	59	L	1
12/28/60	80	Iowa	83	L	4
12/21/60	53	St. Louis	54	L	1
12/29/59	65	USC	61	W	1
3/15/58	62	Seattle	66	L	1
12/10/57	67	St. Mary's	57	W	1
2/3/56	65	Oregon State	63	W	1
12/10/54	77	Pacific	82	L	1
12/22/53	73	Hawaii	70	W	2

*Note: Records incomplete before 1952-53 season*

Record in all overtime games	46-50
1 overtime	36-40
2 overtimes	12-8
3 overtimes	1-2
4 overtimes	0-1
5 overtimes	1-0
Most overtime games in one season	5 (2003)
Most overtime wins in one season	4 (2007)
Most frequent overtime opponent	USC, 12 (8-4)

## RECORDS AGAINST ARIZONA

Points: 34, Connie White, Dec. 27, 1974  
 Rebounds: 22, Mark McNamara, Jan. 30, 1982  
 FG: 16, Connie White, Dec. 27, 1974  
 3P: 8, Jerome Randle, March 5, 2009  
 FT: 11, Butch Hays, Jan. 30, 1982

## RECORDS AGAINST ARIZONA STATE

Points: 36, Jackie Ridgle, Dec. 30, 1968  
 Rebounds: 18, Mark McNamara, Feb. 28, 1981  
 FG: 12, Leonard Taylor, Jan. 5, 1989  
 3P: 5, four times, last by Patrick Christopher, Jan. 17, 2008  
 FT: 20, Dave Butler, Feb. 26, 1987

## RECORDS AGAINST COLORADO

Points: 22, Justin Cobbs, Jan. 27, 2013  
 Rebounds: 11, David Kravish/Tyrone Wallace, March 2, 2013  
 FG: 10, Justin Cobbs, Jan. 27, 2013  
 3P: 3, Allen Crabbe, Feb. 26, 2012/March 9, 2012/Jan. 27, 2013  
 FT: 8, Justin Cobbs, Feb. 26, 2012

## RECORDS AGAINST OREGON

Points: 41, Leon Powe, March 10, 2006  
 Rebounds: 17, Stu Watterson, Dec. 23, 1968  
 FG: 16, Russ Critchfield, Jan. 6, 1968  
 3P: 6, Allen Crabbe, Jan. 8, 2012  
 6, Ryan Drew, Jan. 24, 1988  
 FT: 14, Chris Washington, Dec. 29, 1984  
 14, Gene Ransom, Feb. 10, 1977

## RECORDS AGAINST OREGON STATE

Points: 35, Joe Shipp, Jan. 11, 2003  
 Rebounds: 25, Bob Presley, Feb. 24, 1968  
 FG: 13, Leonard Taylor, Jan. 26, 1989  
 3P: 7, Amit Tamir, Feb. 6, 2003  
 FT: 18, Gene Ransom, Feb. 16, 1978



Joe Shipp

## RECORDS AGAINST STANFORD

Points: 41, Ray Murry, March 5, 1977  
 Rebounds: 22, Ansley Truitt, Feb. 4, 1972  
 FG: 17, Dick Tamberg, Feb. 26, 1954  
 3P: 5, Kevin Johnson, Feb. 22, 1987  
 FT: 16, Jackie Ridgle, Jan. 17, 1969

## RECORDS AGAINST UCLA

Points: 36, Bob McKeen, Feb. 19, 1955  
 36, Mark McNamara, Feb. 19, 1982  
 36, Lamond Murray, Feb. 24, 1994  
 Rebounds: 21, Darrall Imhoff, Feb. 13, 1960  
 21, Camden Wall, March 2, 1964  
 FG: 15, Bob McKeen, Feb. 19, 1955  
 3P: 6, Ryan Forehan-Kelly, March 7, 2002  
 FT: 15, Lamond Murray, Feb. 24, 1994

## RECORDS AGAINST USC

Points: 37, Rickie Hawthorne, Feb. 28, 1976  
 Rebounds: 20, Leon Powe, March 9, 2006  
 20, Ansley Truitt, March 4, 1972  
 FG: 14, Bob Presley, March 1, 1968  
 3P: 6, Billy Dreher, Feb. 17, 1991  
 6, Ryan Drew, March 10, 1988  
 6, Jerome Randle, Feb. 4, 2010  
 FT: 12, three times, last by Leon Powe, March 9, 2006

## RECORDS AGAINST UTAH

Points: 26, Justin Cobbs, March 14, 2013  
 Rebounds: 11, Richard Solomon, March 14, 2013  
 11, Allen Crabbe, Feb. 28, 2013  
 FG: 10, Justin Cobbs, March 14, 2013  
 3P: 4, Allen Crabbe, Jan. 24, 2013/ Feb. 28, 2013  
 FT: 8, Justin Cobbs, Feb. 28, 2013

## RECORDS AGAINST WASHINGTON

Points: 33, Ryan Anderson, Feb. 2, 2008  
 33, Jerome Randle, Feb. 11, 2010  
 Rebounds: 21, Ansley Truitt, Feb. 13, 1971  
 FG: 14, Michael Pitts, Feb. 24, 1983  
 14, Gene Ransom, Jan. 12, 1978  
 3P: 6, Amit Tamir, Jan. 2, 2004  
 FT: 14, Patrick Christopher, Jan. 16, 2010

## RECORDS AGAINST WASHINGTON STATE

Points: 48, Ed Gray, Feb. 22, 1997  
 Rebounds: 20, Bob Presley, Jan. 10, 1968  
 FG: 14, Ed Gray, Feb. 22, 1997  
 3P: 7, Jason Kidd, March 12, 1994  
 7, Jerome Randle, Jan. 14, 2010  
 FT: 16, Ed Gray, Feb. 22, 1997

## BIGGEST CAL WINS (SINCE 1937)

### OVERALL

- 60, Cal (127) vs. Oklahoma City (67), Jan. 3, 1972
- 57, Cal (72) vs. Fort Mason (15), Nov. 20, 1946  
57, Cal (87) vs. Pacific (30), Dec. 13, 1962
- 54, Cal (102) at Hilo All-Stars (48), Feb. 1952  
54, Cal (95) at Hilo All-Stars (41), Feb. 1952
- 48, Cal (92) vs. Central Connecticut (44), Dec. 30, 1988
- 47, Cal (97) vs. Morgan State (50), Nov. 25, 1991
- 46, Cal (86) vs. Baylor (40), Dec. 20, 1950  
46, Cal (71) vs. San Francisco State (25), Dec. 4, 1946
- 45, Cal (81) vs. San Jose State (36), Dec. 7, 2011  
45, Cal (109) vs. UC San Diego (64), Dec. 15, 1979

### HARMON GYM/HAAS PAVILION


- 60, Cal (127) vs. Oklahoma City (67), Jan. 3, 1972
- 57, Cal (72) vs. Fort Mason (15), Nov. 20, 1946  
57, Cal (87) vs. Pacific (30), Dec. 13, 1962
- 48, Cal (92) vs. Central Connecticut (44), Dec. 30, 1988
- 47, Cal (97) vs. Morgan State (50), Nov. 25, 1991
- 46, Cal (86) vs. Baylor (40), Dec. 20, 1950  
46, Cal (71) vs. San Francisco State (25), Dec. 4, 1946
- 45, Cal (81) vs. San Jose State (36), Dec. 7, 2011  
44, Cal (109) vs. UC San Diego (64), Dec. 15, 1979
- 44, Cal (106) vs. UC Davis (62), Jan. 13, 1983  
44, Cal (90) vs. Arizona (46), Dec. 27, 1958  
44, Cal (76) vs. Olympic Club (32), Nov. 30, 1947

### AWAY

- 54, Cal (102) at Hilo All-Stars (48), Feb. 1952  
54, Cal (95) at Hilo All-Stars (41), Feb. 1952
- 39, Cal (112) at Texas Southern (73), Nov. 29, 1995<sup>^</sup>
- 33, Cal (78) vs. Mississippi State (45), Dec. 9, 1996<sup>\*</sup>
- 32, Cal (86) at Oldsmobile Rockets (37) Feb. 1951
- 31, Cal (96) at New York (65), Dec. 30, 1957
- 30, Cal (88) at Arizona State (58), Jan. 19, 2006  
30, Cal (73) at USC (43), Feb. 12, 1998
- 27, Cal (79) at Service Center (52), Feb. 1951
- 26, Cal (75) at USC (49), Feb. 9, 2012  
26, Cal (102) at Washington State (76), Feb. 22, 1971  
26, Cal (72) at Hawaii (46), Feb. 1952

<sup>\*</sup>at Landover, MD

<sup>^</sup>game later forfeited by Cal for use of ineligible player



Doug True

## BIGGEST CAL LOSSES (SINCE 1937)

### OVERALL

- 51, Cal (50) at Stanford (101), Feb. 19, 2000
  - 46, Cal (53) at Arizona (99), March 2, 2002
  - 44, Cal (71) at UCLA (115), March 2, 1968
  - 39, Cal (53) vs. Missouri (92), Nov. 22, 2011<sup>\*</sup>  
39, Cal (43) at UCLA (82), Jan. 15, 1972
  - 37, Cal (63) at Arizona (100), Feb. 21, 1991  
37, Cal (66) at UCLA (103), Jan. 13, 1967
- <sup>\*</sup> at Kansas City, Mo.

### HARMON GYM/HAAS PAVILION

- 36, Cal (55) vs. Arizona State (91), Feb. 3, 1979
- 33, Cal (73) vs. Washington (106), March 3, 2005
- 32, Cal (56) vs. Stanford (88), Feb. 17, 2001
- 31, Cal (43) vs. Oregon State (74), Jan. 9, 1982  
31, Cal (55) vs. Oregon State (86), Jan. 26, 1980

### AWAY

- 51, Cal (50) at Stanford (101), Feb. 19, 2000
  - 46, Cal (53) at Arizona (99), March 2, 2002
  - 44, Cal (71) at UCLA (115), March 2, 1968
  - 39, Cal (53) vs. Missouri (92), Nov. 22, 2011<sup>\*</sup>  
39, Cal (43) at UCLA (82), Jan. 15, 1972
  - 37, Cal (63) at Arizona (100), Feb. 21, 1991  
37, Cal (66) at UCLA (103), Jan. 13, 1967
- <sup>\*</sup> at Kansas City, Mo.

## LONGEST CAL WIN STREAKS

### OVERALL

- 30, March 1925 to 1928
- 25, Jan. 7, 1959 to Dec. 30, 1959
- 21, 1908 to 1915
- 19, Jan. 4, 1960 to March 18, 1960
- 15, Dec. 5, 1953 to Jan. 30, 1954
- 14, Dec. 7, 1956 to Feb. 16, 1957  
14, Jan. 9, 1948 to March 5, 1948
- 12, 1916 to 1917
- 11, 1932 to 1933
- 11, Dec. 27, 1938 to Jan. 24, 1939

### HARMON GYM/HAAS PAVILION

- 26, Dec. 27, 1958 to Dec. 16, 1960
- 23, Nov. 25, 1995 to Dec. 28, 1999<sup>\*</sup>
- 17, Feb. 20, 2011 to Jan. 29, 2012  
17, Feb. 2, 2002 to Feb. 15, 2003
- 16, Feb. 1953 to Jan. 30, 1954
- 15, Dec. 8, 1945 to March 8, 1946
- 14, March 4, 2000 to Feb. 1, 2001
- 13, Jan. 31, 1925 to 1927-28  
13, March 19, 2008 to Jan. 22, 2009
- 12, Nov. 15, 2001 to Jan. 19, 2002

<sup>\*</sup>Seven of first eight games of streak later forfeited for use of ineligible player.

## INDIVIDUAL SCORING


- Cal player scored 30 or more points:**  
31, Allen Crabbe at Arizona, Feb. 10, 2013
- Cal player scored 35 or more points:**  
39, Jerome Randle at Wash. St., Jan. 14, 2010
- Cal player scored 40 or more points:**  
41, Leon Powe vs. Oregon, March 10, 2006
- Cal player made 15 or more field goals:**  
17, Mark McNamara vs. Seattle Pacific, Dec. 22, 1980 (17-18)
- Cal player made 5 or more three-pointers:**  
5 (5-11), Allen Crabbe, vs. USC, Feb. 17, 2013
- Cal player made 15 or more free throws:**  
16, Jerome Randle vs. Florida State, Nov. 29, 2008 (16-18)
- Opponent player scored 30 or more points:**  
34, Doug McDermott, Creighton, Dec. 9, 2012
- Opponent player scored 35 or more points:**  
36, Klay Thompson, Wash. St., Jan. 13, 2011
- Opponent player scored 40 or more points:**  
61, Eddie House, Arizona State, Jan. 8, 2000
- Opponent player made 15 or more field goals:**  
18, Eddie House, Arizona State, Jan. 8, 2000 (18-30)
- Opponent player made 5 or more three-pointers:**  
5 (5-12), Laurent Rivard, Harvard, Dec. 29, 2012
- Opponent player made 15 or more free throws:**  
16, Derrick Williams, Arizona, Jan. 6, 2011 (16-22)

## REBOUNDING

- Cal player had 15 or more rebounds:**  
18, David Kravish at USC, Feb. 9, 2012
- Cal player had 20 or more rebounds:**  
20, Leon Powe vs. USC, March 9, 2006
- Opponent player had 15 or more rebounds:**  
18, Arsalan Kazemi, Oregon, Feb. 21, 2013

## OTHER STATISTICS

- Cal player had 10 or more assists:**  
13, Justin Cobbs at Oregon State, Feb. 18, 2012
- Cal player had 5 or more steals:**  
6, Allen Crabbe vs. USC, Feb. 17, 2013



Bob Presley

- Cal player had 4 or more blocked shots:**  
4, Tyrone Wallace, Feb. 14, 2013
- Opponent player had 10 or more assists:**  
11, Oscar Bellfield, UNLV, Dec. 23, 2011
- Opponent player had 5 or more steals:**  
5, Joe Burton, Oregon State, Feb. 23, 2013
- Opponent player had 4 or more blocked shots:**  
4, Khem Birch, UNLV, March 21, 2013

## TEAM SCORING

- Cal scored 90 or more points:**  
105 vs. Arizona, Feb. 5, 2011
- Cal scored 100 or more points:**  
105 vs. Arizona (107), Feb. 5, 2011
- Cal scored under 50 points:**  
48 at Oregon (46), Feb. 21, 2013
- Cal scored under 40 points:**  
37 vs. Washington State (59), Jan. 14, 1988
- Cal scored under 30 points:**  
24 vs. San Francisco (33), Jan. 28, 1956
- Cal made 40 or more field goals:**  
40 vs. Texas Southern, Nov. 30, 1997
- Cal made 45 or more field goals:**  
45 vs. UC Davis, Jan. 13, 1983
- Cal made 10 or more three-pointers:**  
11 vs. UC Santa Barbara, Dec. 19, 2011
- Cal made 15 or more three-pointers:**  
16 at Arizona, March 5, 2009
- Cal made 30 or more free throws:**  
30 vs. Arizona, Feb 5, 2011
- Cal made 35 or more free throws:**  
39 vs. Stanford, Jan. 19, 1985
- Cal attempted 50 or more free throws:**  
50 vs. Cal State Northridge, Nov. 16, 2010
- Opponent scored 90 or more points:**  
92, Oregon State, Jan. 5, 2012
- Opponent scored 100 or more points:**  
109, Washington, Feb. 10, 2011
- Opponent scored under 50 points:**  
46, Colorado at Cal (62), March 2, 2013
- Opponent scored under 40 points:**  
36, San Jose State at Cal (81), Dec. 7, 2011
- Opponent scored under 30 points:**  
27, Eastern Washington at Cal (56), Nov. 16, 2002
- Opponent made 40 or more field goals:**  
43, at Washington, Feb. 10, 2011
- Opponent made 45 or more field goals:**  
45, at Washington, Feb. 12, 1981
- Opponent made 10 or more three-pointers:**  
10, Harvard, Dec. 29, 2012
- Opponent made 15 or more three-pointers:**  
17, at Washington, Feb. 10, 2011
- Opponent made 30 or more free throws:**  
32, at Oregon, Jan. 10, 2002
- Opponent made 35 or more free throws:**  
35, at Arizona, Feb. 7, 1993

## REBOUNDING

- Cal had 50 or more rebounds:**  
53 vs. Creighton, Dec. 15, 2012
- Cal had 60 or more rebounds:**  
73 vs. Portland, Nov. 27, 1976
- Opponent had 50 or more rebounds:**  
53, vs. USC, March 12, 2009

## OTHER STATISTICS

- Cal had 20 or more assists:**  
21 vs. UCLA, Feb. 14, 2013
- Cal had 25 or more assists:**  
25 vs. Oregon State, Jan. 31, 2013
- Cal had 10 or more steals:**  
16 at Colorado, Jan. 27, 2013
- Cal had 15 or more steals:**  
16 at Colorado, Jan. 27, 2013
- Cal had 5 or more blocked shots:**  
5 vs. UNLV, March 21, 2013
- Cal had 7 or more blocked shots:**  
7 vs. Colorado, March 2, 2013
- Opponent had 20 or more assists:**  
22, UNLV, Dec. 23, 2011
- Opponent had 25 or more assists:**  
30, Washington, Feb. 10, 2011
- Opponent had 10 or more steals:**  
10, Syracuse, March 23, 2013
- Opponent had 15 or more steals:**  
16, Wisconsin, Dec. 2, 2012
- Opponent had 5 or more blocked shots:**  
6, UNLV, March 21, 2013
- Opponent had 7 or more blocked shots:**  
11, Washington, Feb. 10, 2011

## MISCELLANEOUS

- Cal had a 5 or more game winning streak:**  
7, Feb. 10, 2013 to March 2, 2013
- Cal had a 10 or more game winning streak:**  
19, Jan. 4, 1960 to March 18, 1960
- Cal had a 15 or more game winning streak:**  
19, Jan. 4, 1960 to March 18, 1960
- Cal had a 20 or more game winning streak:**  
25, Jan. 7, 1959 to Dec. 30, 1959
- Cal played an overtime game:**  
Utah 79, Cal 69, March 14, 2013



*Dave Butler*



*Solomon Hughes*

## NATIONAL RANKINGS

- Cal beat a Top 25 team at home:**  
Cal 58, No. 10 Oregon 54, Feb. 2, 2013
- Cal beat a Top 10 team at home:**  
Cal 58, No. 10 Oregon 54, Feb. 2, 2013
- Cal beat a Top 5 team at home:**  
Cal 85, No. 1 UCLA 70, Jan. 30, 1994 (Oakland Arena)
- Cal beat a No. 1 team at home:**  
Cal 85, No. 1 UCLA 70, Jan. 30, 1994 (Oakland Arena)
- Cal beat a Top 25 team on the road:**  
Cal 48, No. 23 Oregon 46, Feb. 21, 2013
- Cal beat a Top 10 team on the road:**  
Cal 77, No. 7 Arizona 69, Feb. 10, 2013
- Cal beat a Top 5 team on the road:**  
Cal 76, No. 4 UCLA 69 OT, March 8, 2007  
(Pac-10 Tournament, Los Angeles, CA)
- Cal beat a No. 1 team on the road:**  
No. 2 Cal 77, No. 1 Cincinnati 69, March 17, 1960  
(NCAA Final Four, San Francisco, CA)
- Cal was ranked in the AP Top 25:**  
No. 24 on Nov. 28, 2011
- Cal was ranked in the AP Top 20:**  
No. 20 on Nov. 21, 2011
- Cal was ranked in the AP Top 15:**  
No. 13 on Nov. 16, 2009
- Cal was ranked in the AP Top 10:**  
No. 6 on Nov. 19, 1993
- Cal was ranked in the AP Top 5:**  
No. 2 on March 18, 1960
- Cal was ranked No. 1 by AP:**  
Never



# CALIFORNIA

**CAL HISTORY**

## GOLDEN BEARS CELEBRATE 1959 NCAA TITLE

**D**uring the winter of 1959, the California basketball team wrote what is truly one of the great “Cinderella” stories in collegiate history en route to capturing the NCAA championship title.


The author of the thriller was the immensely talented Pete Newell, whose mere presence brought Harmon Gym patrons to their feet. Newell was the resident genius in the art of team play, a head coach who was a master at utilizing every bit of talent he had at his disposal.

Beyond Newell, it was a team of unknowns. There was not a single All-American within its ranks, not even a first team All-Coast selection. But before all else, it was a team, and spell that with a capital “T.” As Bob Brachman of the *San Francisco Examiner* put it, “... It was truly an all-around inspirational production by a bunch of guys named ‘Joe.’”

“That 1959 season was the essence of what the game of basketball is all about,” said Newell. “It was a totally selfless group. It takes a certain type of kid to put the team above himself.”

Cal battled its way through the Pacific Coast Conference, blasted Utah and St. Mary’s in the Western Regionals and then marched into Louisville, scorned and sneered at by the experts, and walked away with the national title.

Despite the pair of impressive victories



**Jack Grout (left) and Bob Dalton helped Cal to the 1959 NCAA title.**



**Head coach Pete Newell holds the NCAA Championship trophy and poses with his 1959 champion Golden Bears.**

at the regionals and a 14-game winning streak, the Golden Bears arrived in Kentucky without much fanfare. The resident “experts” were highly critical of their controlled style of play, one which allowed them to lead the nation in points allowed as they sacrificed just 51.0 per game. One Louisville paper tabbed California as a “plow horse,” while another critic described the routines by the pom-pom girls as “faster than their basketball team.”

First on the agenda for the Bears was upsetting Cincinnati and All-American Oscar Robertson. But Newell came up with a simple formula for shutting down the Big “O,” and that was the Big “D,” a combination of defense and Darrall Imhoff. Robertson was held to 18 points (5-16 FG), and only one field goal in the second half, while Imhoff pumped in 22 points to pace all scorers.

The win propelled Cal into the final against West Virginia and another All-American guard, Jerry West. And once again, the names of Dalton, Imhoff and Al Buch could be listed among the heroes. But as the near-capacity crowd of 18,498 could attest, the Golden Bears’ spine-tingling 71-70 victory over the Mountaineers belonged to each and every member of the team.

The Bears were afforded a hero’s welcome upon their return to the Bay Area, as more than 3,000 California loyalists jammed San Francisco International Airport.

## CAL 71 WEST VIRGINIA 70

MARCH 21, 1959

FREEDOM HALL – LOUISVILLE, KY

Bill McClintock	4-13	0-1	10	1	8
Bob Dalton	6-11	3-4	2	4	15
Darrall Imhoff	4-13	2-2	9	3	10
Al Buch	0-4	2-2	2	3	2
Denny Fitzpatrick	8-13	4-7	2	1	20
Bernie Simpson	0-1	0-0	2	2	0
Jack Grout	4-5	2-2	3	1	10
Dick Doughty	3-6	0-0	1	3	6
Team			7		

Jerry West	10-21	8-12	11	4	28
Willie Akers	5-8	0-1	6	0	10
Robert Clousson	4-7	2-3	4	4	10
Bob Smith	2-5	1-1	2	3	5
Marvin Bolyard	1-4	4-4	3	4	6
James Ritchie	1-4	2-2	4	0	4
Ronnie Retton	0-0	2-2	0	0	2
Lee Patrone	2-6	1-2	4	1	5
Team			7		

Halftime: Cal 39, WV 33. FG%: Cal 43.9, WV 45.5. FT%: Cal 72.2, WV 74.1. Officials: Bell, Mihalik. Attendance: 18,498.



## QUICK FACTS

Appearances: 25  
 18 NCAA: 1946, 57, 58, 59, 60, 90, 93, 94, 96, 97, 2001, 02, 03, 06, 09, 10, 12, 13  
 7 NIT: 1986, 87, 89, 99, 2000, 08, 11

Record: 32-23  
 NCAA.....20-18  
 NIT.....12-6

NCAA Championships: 1 (1959)  
 NCAA Final Fours: 3 (1946, 59, 60)  
 NCAA Runner-Up Finishes: 1 (1960)  
 NIT Championships: 1 (1999)

Cal Coaches in the Postseason:

Nibs Price	1-2	NCAA 1946
Pete Newell	10-3	NCAA 1957, 58, 59, 60
Lou Campanelli	4-4	NCAA 1990; NIT 1986, 87, 89
Todd Bozeman	2-3	NCAA 1993, 94, 96
Ben Braun	12-7	NCAA 1997, 2001, 02, 03, 06; NIT 1999, 2000, 08
Mike Montgomery	3-5	NCAA 2009, 10, 12, 13; NIT 2011



1946 NCAA Final Four Team

## 1946

### Western Regional 1st Round

#### CALIFORNIA 50, COLORADO 44

March 22, 1946 – Municipal Auditorium – Kansas City, MO

**CALIFORNIA (50)** – Lafaille 3 2-2 8; Wolfe 8 1-2 17; Smith 2 0-2 4; Walker 2 1-6 5; Wray 4 0-2 8; Hogeboom 3 2-2 8. Totals 22 6-16 50

**COLORADO (44)** – Walseth 3 1-1 7; Beattie 2 1-1 5; Fuller 1 0-0 2; Ellis 3 0-0 6; Hunt 0 0-0 0; Knock 4 1-1 9; Putman 2 1-2 5; Huggins 2 4-5 8; Robbins 1 0-2 2; Allen 0 0-0 0. Totals 18 8-12 44.

California	23	27	-	50
Colorado	18	26	-	44

Fouled out: Robbins. Officials: Cutis, Van Reen.

### Western Regional Final

#### OKLAHOMA A&M 52, CALIFORNIA 35

March 23, 1946 – Municipal Auditorium – Kansas City, MO

**CALIFORNIA (35)** – Lafaille 4 2-2 10; Wolfe 7 0-1 14; Dean 0 0-0 0; Smith 0 1-3 1; Walker 2 2-3 6; Wray 1 0-0 2; Lerner 0 0-0 0; Hogeboom 0 2-3 2. Totals 14 7-12 35.

**OKLAHOMA A&M (52)** – Aubrey 0 0-0 0; Bradley 1 1-2 3; Bennett 1 2-2 4; Kern 2 0-0 4; Geyman 0 0-0 0; Kurland 12 5-6 29; Steinmeir 0 0-0 0; Williams 1 1-1 3; Bell 1 2-2 4; Parks 2 1-1 5; Halbert 0 0-0 0. Totals 20 12-14 52.

California	21	14	-	35
Oklahoma A&M	26	26	-	52

Fouled out: none. Officials: Baker, Curtis.

### Final Four Third-Place Game

#### OHIO STATE 63, CALIFORNIA 45

March 26, 1946 – Madison Square Garden – New York, NY

**CALIFORNIA (45)** – Lafaille 9 4-4 22; Lerner 0 0-0 0; Wolfe 3 0-0 6; Anderson 0 0-0 0; Holcomb 0 1-1 1; Smith 2 0-0 4; Walker 2 0-0 4; Walker 1 2-7 4; Wray 0 1-2 1; Bower 0 1-1 1; Remer 0 0-0 0; Hogeboom 2 2-2 6; Dean 0 0-0 0. Totals 17 11-17 45.

**OHIO STATE (63)** – Bowen 6 4-4 16; Wells 0 0-0 0; Lovett 0 0-1 0; Snyder 3 4-5 10; Underman 6 7-8 19; Elliott 1 1-1 3; Huston 2 1-2 5; Johnston 0 0-0 0; Amlin 5 0-1 10; Kuhn 0 0-0 0. Totals 23 17-22 63.

California	21	24	-	45
Ohio State	22	41	-	63

Fouled out: none. Officials: Orwig, Nucatola.

## 1957

### West Regional 1st Round

#### CALIFORNIA 86, BYU 59

March 15, 1957 – Gill Coliseum – Corvallis, OR

**BYU (59)** – Benson 7 3-4 17; Rowe 3 2-2 8; Gustin 1 2-2 4; Jones 2 0-0 4; Jason 0 0-0 0; Thacker 2 1-2 5; Anderson 2 1-3 5; Stnke 6 2-2 14; Ptsen 0 0-0 0; Wilkes 0 2-2 2. Totals 23 13-17 59.

**CALIFORNIA (86)** – Friend 11-25 3-6 25; Robinson 8-14 2-2 18; Diaz 0-4 0-0 0; McIntosh 2-4 0-0 0 4; McKeen 2-6 1-2 5; Arrillaga 3-6 0-1 6; Buch 5-8 2-3 12; Grout 3-4 0-0 6; Hagler 3-8 3-4 9; Kapp 0-0 0-0 0; Sterling 0-0 1-2 1; Simpson 0-2 0-0 0. Totals 37-81 12-20 86.

Rebounds: Cal 39 (Friend 7).

### West Regional Final

#### SAN FRANCISCO 50, CALIFORNIA 46

March 16, 1957 – Gill Coliseum – Corvallis, OR

**SAN FRANCISCO (50)** – Preaseau 0 5 5; Farmer 4 3 11; Mallen 0 0 0; Day 4 1 9; Brown 8 4 20; Dunbar 0 5 5. Totals 16 18 50.

**CALIFORNIA (46)** – Friend 5-13 2-3 12; Robinson 6-13 4-4 16; Diaz 0-1 4-5 4; McIntosh 1-3 2-2 4; McKeen 3-5 0-1 6; Arrillaga 0-2 0-0 0; Buch 0-2 2-2 2; Grout 1-3 0-1 2; Hagler 0-1 0-2 0; Kapp 0-0 0-0 0. Totals 16-43 14-20 46.

Rebounds: Cal 28 (Friend, Robinson, McKeen 6).

# NCAA Tournament Results

## 1958

### West Regional Semifinal

#### CALIFORNIA 54, IDAHO STATE 43

March 14, 1958 – Cow Palace – San Francisco, CA

**IDAHO STATE (43)** – Blemen 7 0 14; Christian 0 2 2; Bacher 5 1 11; Rodgers 1 0 2; Germaine 3 4 10; Morris 1 0 2; Adelhardt 0 0 0; Griffin 1 0 2; Kugler 0 0 0. Totals 18 7 43.

**CALIFORNIA (54)** – Dalton 4 2 10; Sterling 2 2 6; McIntosh 4 2 10; Buch 2 1 5; Robinson 5 3 13; Grout 0 0 0; Fitzpatrick 1 1 3; Imhoff 1 1 3; Kapp 0 0 0; Schneider 1 2 4. Totals 20 14 54.

Idaho State	20	23	-	43
California	24	30	-	54

### West Regional Final

#### SEATTLE 66, CALIFORNIA 62 OT

March 15, 1958 – Cow Palace – San Francisco, CA

**SEATTLE (66)** – Ogorek 3 2 8; Frizzell 1 1 3; Baylor 9 8 26; Brown 6 0 12; Harney 2 5 9; Piaserki 0 0 0; Saunders 3 2 8. Totals 24 18 66.

**CALIFORNIA (62)** – Dalton 1 1 3; Sterling 7 1 15; McIntosh 7 2 16; Buch 4 2 10; Robinson 6 3 15; Grout 1 0 2; Fitzpatrick 0 1 1. Totals 26 10 62.

Seattle	29	31	6	-	66
California	37	23	2	-	62

Fouled out: Dalton.



1959 NCAA Champions

## 1959

### West Regional Semifinal

#### CALIFORNIA 71, UTAH 53

March 13, 1959 – Cow Palace – San Francisco, CA

**UTAH (53)** – Ruffell 4-6 0-1 8; Chestang 3-9 3-4 9; Pollard 4-7 1-1 9; Condie 4-8 0-1 8; Shores 0-4 2-3 2; Crisler 3-6 3-5 9; Rhead 0-1 1-2 1; Morton 1-1 2-2 4; Thomas 0-0 0-0 0; Cutler 0-0 0-0 0; Ancell 0-0 0-0 0; Van Wagenen 0-1 3-4 3. Totals 19-43 15-23 53.

**CALIFORNIA (71)** – Dalton 6-8 1-1 13; McClintock 4-12 1-3 9; Imhoff 3-9 3-4 9; Buch 7-17 1-2 15; Fitzpatrick 4-14 4-4 12; Grout 1-2 0-0 2; Simpson 1-2 0-0 2; Doughty 3-5 0-0 6; Mann 0-2 0-0 0; Shultz 0-1 1-2 1; Langley 0-0 0-0 0; Gillis 1-2 0-0 2. Totals 30-74 11-16 71.

Fouled out: none. Rebounds: Utah 34 (Chestang 9), Cal 49 (McClintock 12). Total fouls: Utah 12, Cal 18.

### West Regional Final

#### CALIFORNIA 66, SAINT MARY'S 46

March 14, 1959 – Cow Palace – San Francisco, CA

**ST. MARY'S (46)** – Doss 6-17 2-2 14; Sigaty 2-7 0-1 4; Meschery 2-9 1-3 4; BDold 1-5 1-1 3; Barry 6-16 2-2 14; Brennan 2-5 2-3 6; JDold 0-0 0-0 0; Tamm 0-1 0-2 0; Claiborne 0-0 0-0 0. Totals 19-61 8-15 46.

**CALIFORNIA (66)** – Dalton 3-7 7-7 13; McClintock 4-7 2-3 10; Imhoff 4-10 2-2 10; Buch 2-10 0-0 4; Fitzpatrick 9-16 3-3 21; Grout 2-3 0-0 4; Simpson 0-3 2-3 2; Doughty 0-1 0-0 0; Mann 0-0 0-0 0; Langley 0-0 0-0 0; Gillis 0-0 0-0 0; Shultz 0-0 2-2 2. Totals 24-57 18-20 66.

Fouled out: none. Rebounds: SMC 35 (Doss 12) Cal 49 (Imhoff 15). Total fouls: SMC 14, Cal 14.

### Final Four Semifinal

#### CALIFORNIA 64, CINCINNATI 58

March 20, 1959 – Freedom Hall – Louisville, KY

**CALIFORNIA (64)** – McClintock 2-11 2-4 6; Dalton 2-4 3-4 7; Imhoff 10-25 2-5 22; Fitzpatrick 2-9 0-0 4; Buch 7-15 4-6 18; Grout 2-7 1-2 5; Simpson 1-2 0-0 2. Totals 26-73 12-21 64.

**CINCINNATI (58)** – Robertson 5-16 9-11 19; Weisenhahn 5-11 0-0 10; Tenwick 2-6 1-1 5; Davis 6-15 1-2 13; Whitaker 4-7 0-2 8; Landfried 0-1 3-5 3; Bouldin 0-0 0-1 0. Totals 22-56 14-22 58.

Fouled out: Dalton. Rebounds: Cal 56 (Imhoff 16), Cin 42 (Robertson 19). Total fouls: Cal 17, Cin 15. Officials: Mihalik, Bell. Attendance: 18,619.

### Final Four Championship

#### CALIFORNIA 71, WEST VIRGINIA 70

March 21, 1959 – Freedom Hall – Louisville, KY

**CALIFORNIA (71)** – McClintock 4-13 0-1 8; Dalton 6-11 3-4 15; Imhoff 4-13 2-2 10; Buch 0-4 2-2 2; Fitzpatrick 8-13 4-7 20; Simpson 0-1 0-0 0; Grout 4-5 2-2 10; Doughty 3-6 0-0 6. Totals 29-66 13-18 71.

**WEST VIRGINIA (70)** – West 10-21 8-12 28; Akers 5-8 0-1 10; Clousson 4-7 2-3 10; Smith 2-5 1-1 5; Bolyard 1-4 4-4 6; Ritchie 1-4 2-2 4; Retton 0-0 2-2 2; Patrone 2-6 1-2 5. Totals 25-55 20-27 70.

California	39	32	-	71
West Virginia	33	37	-	70

Fouled out: none. Rebounds: Cal 38 (McClintock 10), WVU 41 (West 11). Total fouls: Cal 18, WVU 16. Officials: Bell, Mihalik. Attendance: 18,498.

## 1960

### West Regional 1st Round

#### CALIFORNIA 71, IDAHO STATE 44

March 8, 1960 – Cow Palace – San Francisco

**IDAHO STATE (44)** – Goodwin 3 4 10; Griffith 0 0 0; Watkins 5 5 15; Swopes 3 4 10; Germaine 2 0 4; Kugler 1 0 2; McNaley 1 1 3; Moulton 0 0 0. Totals 15 14 44.

**CALIFORNIA (71)** – Imhoff 7-8 5-6 19; McClintock 7-11 1-3 15;



1960 NCAA Runner-up Team

Gillis 5-11 0-1 10; Shultz 2-6 0-0 4; Doughty 3-6 0-0 6; Wendell 3-6 0-2 6; Stafford 1-2 4-5 6; Mann 0-3 2-2 2; Pearson 0-0 0-0 0; Alexander 0-0 3-4 3; Averbuck 0-0 0-0 0. Totals 28-55 15-23 71.  
 Idaho State 15 29 - 44  
 California 34 37 - 71  
 Fouled out: none. Rebounds: Cal 38 (Imhoff 11). Total fouls: ISU 16, Cal 15. Officials: Filiberti, Overly.

### West Regional Semifinal

#### CALIFORNIA 69, SANTA CLARA 49

March 11, 1960 – Hec Edmundson Pavilion – Seattle, WA

**CALIFORNIA (69)** – Gillis 4-12 3-3 11; McClintock 6-12 1-2 13; Imhoff 7-12 2-2 16; Wendell 2-3 1-1 5; Shultz 6-13 4-5 16; Mann 0-0 0-0 0; Doughty 0-2 2-2 2; Stafford 1-1 0-0 2; Morrison 1-1 1-4 3; Pearson 0-0 1-2 1; Alexander 0-0 0-0 0; Averbuck 0-0 0-0 0. Totals 27-56 15-21 69.

**SANTA CLARA (49)** – Jerry Bachich 2-3 0-1 4; Frank Sobrero 2-8 1-1 5; Joe Sheaff 2-5 1-3 5; Jim Russi 7-18 6-6 20; Barry Christina 0-3 0-2 0; Ron McGee 2-8 3-4 7; Pete Lillevand 1-3 3-4 5; Gary Keister 1-2 1-3 3; John Marshall 0-0 0-0 0; A. Buoncristiani 0-1 0-0 0; Dave Ramm 0-1 0-0 0. Totals 17-52 15-24 49.

California 31 38 - 69  
 Santa Clara 22 27 - 49  
 Fouled out: none. Rebounds: Cal 48 (Imhoff 12), SCU 32 (Sheaff 6). Total fouls: Cal 18, SCU 15. Officials: George, Ryan.

### West Regional Final

#### CALIFORNIA 70, OREGON 49

March 12, 1960 – Hec Edmundson Pavilion – Seattle, WA

**CALIFORNIA (70)** – Tandy Gillis 2-6 0-0 4; Bill McClintock 5-15 2-6 12; Darrall Imhoff 5-12 8-9 18; Earl Shultz 5-6 1-2 11; Bob Wendell 1-6 2-3 4; Dick Doughty 3-4 4-5 10; Dave Stafford 0-2 5-9 5; Jerry Mann 2-3 0-0 4; Stan Morrison 1-1 0-0 2; Bill Alexander 0-0 0-0 0; Ed Pearson 0-0 0-0 0; Ned Averbuck 0-0 0-0 0. Totals 24-55 22-34 70.

**OREGON (49)** – Dave Herron 3-12 8-11 14; Bill Simmons 1-3 0-1 2; Glenn Moore 3-9 3-3 9; Chuck Rask 7-10 1-4 15; Denny Strickland 0-6 0-0 0; Charlie Warren 1-7 4-5 6; Wally Knecht 0-0 3-5 3; Butch Kimpton 0-1 0-0 0; Stu Robertson 0-0 0-0 0; Leon Hayes 0-0 0-0 0. Totals 15-48 19-29 49.

California 32 38 - 70  
 Oregon 21 28 - 49

Fouled out: Stafford. Rebounds: Cal 54 (McClintock 15), Ore 32 (Warren 8). Total fouls: Cal 21, Ore 23. Officials: George, Ryan. Attendance: 7,000.

### Final Four Semifinal

#### CALIFORNIA 77, CINCINNATI 69

March 18, 1960 – Cow Palace – San Francisco, CA

**CALIFORNIA (77)** – Tandy Gillis 5-10 3-3 13; Bill McClintock 5-12 8-10 18; Darrall Imhoff 10-21 5-5 25; Earl Shultz 4-7 3-5 11; Bob Wendell 0-4 4-7 4; Dick Doughty 1-3 0-0 2; Dave Stafford 1-4 2-2 4; Totals 26-61 25-32 77.

**CINCINNATI (69)** – Oscar Robertson 4-16 10-12 18; Larry Willey 4-9 1-2 9; Paul Hogue 5-9 4-6 14; Ralph Davis 4-8 2-2 10; Carl Bouldin 4-7 0-0 8; Tom Sizer 0-0 0-1 0; Bob Weisenhahn 5-8 0-0 10; John Bryant 0-1 0-0 0; Sandy Pomerzantz 0-0 0-0 0. Totals 26-60 17-23 69.

California 34 43 - 77  
 Cincinnati 30 39 - 69  
 Fouled out: Hogue. Rebounds: Cal 43 (Imhoff 11), Cin 40 (Hogue 11). Total fouls: Cal 17, Cin 24. Officials: Mihalik, Conway. Attendance: 14,500.

### Final Four Championship

#### OHIO STATE 75, CALIFORNIA 55

March 19, 1960 – Cow Palace – San Francisco, CA

**OHIO STATE (75)** – Havlicek 4-8 4-5 12; Roberts 5-6 0-1 10; Lucas 7-9 2-2 16; Nowell 6-7 3-3 15; Siegfried 5-6 3-6 13; Gearhart 0-1 0-0 0; Cedargren 0-0 1-2 1; Furry 2-4 0-0 4; Hoyt 0-1 0-0 0; Barker 0-0 0-0 0; Knight 0-1 0-0 0; Nourse 2-3 0-0 4. Totals 33-46 13-19 75.

**CALIFORNIA (55)** – McClintock 4-15 2-3 10; Gillis 4-9 0-0 8; Imhoff 3-9 2-2 8; Wendell 0-6 4-4 4; Shultz 2-8 2-2 6; Mann 3-5 1-1 7; Doughty 4-5 3-3 11; Stafford 0-1 1-2 1; Morrison 0-0 0-0 0; Averbuck 0-0 0-1 0; Pearson 0-1 0-0 0; Alexander 0-0 0-0 0. Totals 20-59 15-18 55.

Fouled out: none. Rebounds: OSU 35 (Lucas 10), Cal 28 (Doughty 6). Total fouls: OSU 13, Cal 15.

## 1990

### East Regional 1st Round

#### CALIFORNIA 65, INDIANA 63

March 15, 1990 – Hartford Civic Center – Hartford, CT

**#9 CALIFORNIA (65)** – Walton 3-6 2-2 11; Fisher 4-11 0-0 9; Hendrick 3-8 7-10 13; Smith 6-11 6-6 19; Drew 2-7 0-0 5; Elleby 1-2 2-4 5; Reyes 1-2 1-2 3. Team 20-47 18-24 65.

**#8 INDIANA (63)** – Nover 0-0 0-0 0; Cheaney 8-18 1-2 17; Anderson 9-14 0-0 20; GGraham 2-7 5-6 11; Meeks 1-3 0-0 3; Reynolds 0-0 0-0 0; Lawson 0-2 0-1 0; PGraham 3-6 4-4 12; Leary 0-0 0-0 0. Totals 23-50 10-13 63.

California 27 38 - 65  
 Indiana 26 37 - 63  
 3-point goals: Cal 7-15 (Walton 3-6, Fisher 1-1, Smith 1-3, Drew 1-3, Elleby 1-2), Ind 7-12 (Anderson 2-4, GGraham 2-4, Meeks 1-1, PGraham 2-3). Fouled out: none. Rebounds: Cal 29 (Hendrick 10), Ind 31 (Cheaney, Anderson 8). Assists: Cal 8 (Smith 4), Ind 16 (Meeks 6). Total fouls: Cal 16, Ind 18. Technical fouls: none. Officials: Hausman, Rose, Thornly. Attendance: 15,937.

# NCAA Tournament Results

## East Regional 2nd Round

### CONNECTICUT 74, CALIFORNIA 54

March 17, 1990 – Hartford Civic Center – Hartford, CT

**#9 CALIFORNIA (54)** – Walton 3-7 0-0 7; Fisher 6-7 5-8 17; Hendrick 5-7 2-4 12; Smith 3-6 3-3 9; Drew 2-6 0-2 5; Elleby 0-4 2-2 2; Reyes 0-0 0-0 0; Harrell 0-1 2-3 2; McDonough 0-0 0-0 0; Carty 0-0 0-0 0; Branham 0-1 0-0 0; Brigham 0-0 0-0 0. Totals 19-39 14-22 54.

**#1 CONNECTICUT (74)** – Burrell 4-9 5-6 13; Henefeld 4-7 1-2 10; Sellers 1-4 0-0 2; Smith 6-17 7-8 24; George 4-9 2-2 10; Walker 1-1 0-0 2; Williams 0-1 0-0 0; Gwynn 3-10 2-3 9; DePriest 1-4 1-2 3; Cyrulik 0-0 0-0 0; Pikiell 0-0 1-2 1; Macklin 0-1 0-0 0. Totals 24-63 19-25 74.

California	26	28	-	54
Connecticut	42	32	-	74

3-point goals: Cal 2-12 (Walton 1-4, Fisher 0-1, Drew 1-4, Elleby 0-2, Branham 0-1), UConn 7-17 (Henefeld 1-1, Smith 5-13, George 0-1, Gwynn 1-2). Fouled out: none. Rebounds: Cal 33 (Walton 8), UConn 32 (Burrell 7). Assists: Cal 11 (Smith 5), UConn 11 (George 3). Total fouls: Cal 19, UConn 21. Technical fouls: Cal bench. Officials: Hausman, Rose, Thornly. Attendance: 16,011.

## 1993

### Midwest Regional 1st Round

#### CALIFORNIA 66, LSU 64

March 18, 1993 – Rosemont Horizon – Rosemont, IL

**#11 LSU (64)** – Brandon 7-19 0-0 17; Ceasar 5-11 0-0 11; Hammink 4-9 2-4 10; Owens 2-5 0-0 5; Hansen 0-0 0-0 0; Annison 0-0 0-0 0; Williamson 2-10 4-6 10; Gipson 0-1 0-0 0; Burns 2-4 0-0 4; Johnson 3-5 1-2 7. Totals 25-64 7-12 64.

**#6 CALIFORNIA (66)** – Grigsby 5-8 1-4 11; Murray 10-18 2-4 23; Hendrick 4-7 0-0 8; Kidd 4-12 6-9 16; Roberts 2-7 0-0 4; Buckley 0-1 0-0 0; Haase 0-2 0-0 0; Johnson 0-2 0-0 0; Jones 0-1 0-0 0; Jamison 2-2 0-0 4. Totals 27-60 9-17 66.

LSU	29	35	-	64
California	36	30	-	66

3-point goals: LSU 7-16 (Brandon 3-6, Ceasar 1-3, Owens 1-2, Williamson 2-5), Cal 3-13 (Murray 1-4, Kidd 2-4, Roberts 0-2, Buckley 0-1, Haase 0-1, Jones 0-1). Fouled out: none. Rebounds: LSU 40 (Brandon, Hammink 8), Cal 40 (Murray 10). Assists: LSU 7 (Brandon, Johnson 3), Cal 12 (Kidd 7). Total fouls: LSU 14, Cal 14. Technical fouls: none. Officials: Harmon, Hillary, Sternberger. Attendance: 17,463.

### Midwest Regional 2nd Round

#### CALIFORNIA 82, DUKE 77

March 20, 1993 – Rosemont Horizon – Rosemont, IL

**#6 CALIFORNIA (82)** – Grigsby 3-5 2-2 8; Murray 11-17 3-6 28; Hendrick 3-10 2-2 8; Kidd 4-11 2-3 11; Roberts 2-5 0-0 5; Buckley 2-3 0-0 6; Haase 5-6 0-1 13; Johnson 1-3 0-2 2; Jones 0-1 0-0 0; Jamison 0-1 1-3 1. Totals 31-62 10-19 82.

**#3 DUKE (77)** – Lang 0-3 0-0 0; GHill 8-15 0-0 18; Parks 1-4 0-0 2; Hurley 9-22 8-8 32; THill 4-12 5-6 14; Clark 0-2 2-2 2; Blakeney 1-1 0-0 2; Collins 1-2 0-0 3; Meek 0-1 4-6 4; Totals 24-62 19-22 77.

California	47	35	-	82
Duke	37	40	-	77

3-point goals: Cal 10-17 (Murray 3-5, Kidd 1-2, Roberts 1-3, Buckley 2-3, Haase 3-4), Duke 10-25 (GHill 2-3, Hurley 6-18, THill 1-2, Clark 0-1, Collins 1-1). Fouled out: none. Rebounds: Cal 40 (Hendrick 12), Duke 36 (Lang, GHill 7). Assists: Cal 23 (Kidd 14, Duke 15 (Hurley 9)). Total fouls: Cal 18, Duke 19. Technical fouls: none. Officials: Harmon, Hillary, Corbin. Attendance: 17,463.

### Midwest Regional Semifinal

#### KANSAS 93, CALIFORNIA 76

March 25, 1993 – St. Louis Arena – St. Louis, MO

**#6 CALIFORNIA (76)** – Grigsby 1-1 1-1 3; Murray 9-22 2-4 23; Hendrick 7-8 1-3 15; Kidd 6-12 1-3 13; Roberts 1-5 3-3 5; Buckley 2-5 0-0 5; Haase 4-9 0-0 10; Johnson 1-1 0-0 2; Jones 0-1 0-0 0; Jamison 0-1 0-0 0; Graves 0-0 0-0 0; Branham 0-0 0-0 0. Totals 31-65 8-13 76.

**#2 KANSAS (93)** – Hancock 4-7 2-3 10; Scott 3-5 3-4 9; Pauley 5-10 0-0 10; Walters 8-9 4-5 24; Jordon 5-9 2-2 15; Woodberry 3-8 7-7 13; Rayford 3-8 7-7 13; Richey 1-4 2-2 4; Ostertag 2-4 0-0 4; Gurley 0-0 0-0 0. Totals 32-57 21-25 93.

California	40	36	-	76
Kansas	43	50	-	93

3-point goals: Cal 6-26 (Murray 3-11, Kidd 0-3, Roberts 0-3, Buckley 1-3, Haase 2-5, Jones 0-1), KU 8-11 (Walters 4-5, Jordon 3-4, Woodberry 0-1, Rayford 0-1). Fouled out: Kidd, Pauley. Rebounds: Cal 28 (Hendrick 7), KU 38 (Jordon 7). Assists: Cal 18 (Kidd 10), KU 20 (Jordon 6). Total fouls: Cal 23, KU 15. Technical fouls: none. Officials: Burr, Lembo, Marcum. Attendance: 17,883.

## 1994

### West Regional 1st Round

#### WISCONSIN-GREEN BAY 61, CALIFORNIA 57

March 17, 1994 – Dee Events Center – Ogden, UT

**#12 WISCONSIN-GREEN BAY (61)** – Westlake 0-1 0-0 0; Jackson 1-1 0-0 3; Martinez 4-11 2-2 13; Grzcsek 2-5 0-0 4; VanderVelven 2-4 1-2 6; Nordgaard 12-20 0-2 24; Berlowski 0-6 0-0 0; Ludvigson 3-5 1-2 7; LeDuc 2-2 0-0 4; Zavada 0-1 0-0 0. Totals 26-56 4-8 61.

**#5 CALIFORNIA (57)** – Buckley 3-6 2-3 8; Kidd 4-17 3-3 12; McQueen 1-3 1-2 3; Murray 6-21 6-9 18; Jones 2-3 0-0 5; Stewart 0-1 2-4 2; Jamison 3-5 3-3 9. Totals 19-56 17-24 57.

UW-Green Bay	32	29	-	61
California	23	34	-	57

3-point goals: UWGB 5-11 (Jackson 1-1, Martinez 3-5, Grzcsek 0-1, VanderVelven 1-2, Berlowski 0-2), Cal 2-19 (Buckley 0-1, Kidd 1-7, McQueen 0-2, Murray 0-7, Jones 1-2). Fouled out: Jones. Rebounds: UWGB 30 (Nordgaard 9), Cal 45 (Kidd, Murray 11). Assists: UWGB 22 (Martinez 7), Cal 8 (Kidd 7). Total fouls: UWGB 22, Cal 14. Technical fouls: none. Officials: Wirtz, Corbett, Hartzell. Attendance: 12,126.

## 1996

### Midwest Regional 1st Round

#### IOWA STATE 74, CALIFORNIA 64

March 14, 1996 – Reunion Arena – Dallas, TX

**#12 CALIFORNIA (64)** – Abdur-Rahim 1-6 4-6 7; Gonzalez 3-6 0-0 6; McQueen 2-5 0-0 5; Gray 3-10 0-0 6; Duck 3-6 0-0 7; Gardner 2-6 0-0 6; Fowlkes 8-13 9-11 26; McGruder 1-1 0-0 2; Stewart 0-0 0-0 0. Totals 23-53 13-17 64.

**#5 IOWA STATE (74)** – Bankhead 4-7 2-3 10; Pratt 6-12 6-10 18; Cato 5-8 1-2 11; Holloway 2-5 1-2 5; Willoughby 8-15 5-7 23; Modderman 1-4 0-2 3; Edwards 2-4 0-0 4; Rampton 0-0 0-0 0. Totals 28-55 15-26 74.

California	29	35	-	64
Iowa State	43	31	-	74

3-point goals: Cal 5-20 (Abdur-Rahim 1-1, Gonzalez 0-1, McQueen 1-4, Gray 0-3, Duck 1-3, Gardner 1-3, Fowlkes 1-5), ISU 3-6 (Bankhead 0-1, Holloway 0-2, Willoughby 2-2, Modderman 1-1). Fouled out: Fowlkes. Rebounds: Cal 27 (Gonzalez, Fowlkes 6), ISU 40 (Cato 8). Assists: Cal 8 (McQueen, Gray, Duck 2), ISU 14 (Holloway 5). Total fouls: Cal 25, ISU 16. Technical fouls: none. Officials: Paparo, Chrisman, Hartzell. Attendance: 13,554



Brian Hendrick



Michael Stewart

## 1997

### East Regional 1st Round

#### CALIFORNIA 55, PRINCETON 52

March 13, 1997 – Joel Coliseum – Winston-Salem, NC

**#12 PRINCETON (52)** – Johnson 2-7 0-1 4; Lewullis 3-9 1-2 10; Goodrich 4-5 1-2 10; Earl 5-11 0-1 13; Henderson 7-9 0-0 15; Mastaglio 0-0 0-0 0; Rosenfeld 0-1 0-0 0. Totals 21-42 2-6 52.

**#5 CALIFORNIA (55)** – Grigsby 4-6 2-2 10; Gonzalez 5-10 3-6 13; Stewart 2-3 0-0 4; Duck 6-14 2-2 16; McGruder 1-6 2-2 5; Marks 2-8 3-4 7; McQueen 0-4 0-0 0; Jones 0-1 0-0 0; Jackson 0-0 0-0 0. Totals 20-52 12-16 55.

Princeton	29	23	-	52
California	23	32	-	55

3-point goals: Prince 8-21 (Johnson 0-4, Lewullis 3-7, Goodrich 1-1, Earl 3-8, Henderson 1-1), Cal 3-11 (Duck 2-7, McGruder 1-1, McQueen 0-3). Fouled out: none. Rebounds: Prince 18 (Johnson 4), Cal 38 (Grigsby, McGruder 8). Assists: Prince 13 (Henderson 5), Cal 10 (McGruder 7). Total fouls: Prince 13, Cal 13. Technical fouls: none. Officials: Gracey, McDonald, Petro. Attendance: 14,368.

### East Regional 2nd Round

#### CALIFORNIA 75, VILLANOVA 68

March 15, 1997 – Joel Coliseum – Winston-Salem, NC

**#5 CALIFORNIA (75)** – Grigsby 3-7 5-8 11; Gonzalez 9-13 5-9 23; Stewart 2-5 0-0 4; Duck 4-9 5-8 16; McGruder 0-1 3-4 3; Jones 3-4 0-1 6; McQueen 4-5 3-4 12; Marks 0-0 0-0 0; Jackson 0-1 0-0 0. Totals 25-45 21-34 75.

**#4 VILLANOVA (68)** – Thomas 5-12 0-0 11; Kornegay 0-1 0-0 0; Lawson 4-8 3-6 11; Celestand 3-10 0-0 8; Williams 11-21 6-9 31; Caouette 1-6 0-0 2; Allen 0-0 0-2 0; Bigus 0-0 0-0 0; Brown 2-2 0-0 5. Totals 26-60 9-17 68.

California	34	41	-	75
Villanova	36	32	-	68

3-point goals: Cal 4-7 (Duck 3-5, McQueen 1-1, Jackson 0-1), Vil 7-23 (Thomas 1-7, Celestand 2-4, Williams 3-8, Caouette 0-3, Brown 1-1). Fouled out: Jones. Rebounds: Cal 33 (Grigsby 13), Vil 31 (Williams 8). Assists: Cal 12 (McGruder 6), Vil 11 (Celestand 4). Total fouls: Cal 17, Vil 25. Technical fouls: none. Officials: Rutledge, Reynolds, Gracey. Attendance: 14,368.

### East Regional Semifinal

#### NORTH CAROLINA 63, CALIFORNIA 57

March 21, 1997 – Carrier Dome – Syracuse, NY

**#5 CALIFORNIA (57)** – Grigsby 3-10 4-4 10; Gonzalez 1-4 2-6 4; Stewart 4-8 1-3 9; Duck 6-13 0-1 15; McGruder 0-4 0-0 0; McQueen 3-9 0-0 8; Marks 4-7 0-0 11; Jones 0-0 0-0 0. Totals 21-55 7-14 57.

**#1 NORTH CAROLINA (63)** – Okulaja 2-4 0-0 5; Jamison 8-15 5-8 21; Zwikker 2-8 2-2 6; Williams 4-8 0-0 12; Carter 5-10 2-2 14; Ndiaye 0-0 0-0 0; Cota 1-4 2-5 5. Totals 22-49 11-17 63.

California	26	31	-	57
North Carolina	28	35	-	63

3-point goals: Cal 8-23 (Duck 3-7, McGruder 0-4; McQueen 2-8, Marks 3-4), UNC 8-14 (Okulaja 1-2, Williams 4-7, Carter 2-4, Cota 1-1). Fouled out: none. Rebounds: Cal 37 (Grigsby, Stewart 7), UNC 34 (Zwikker 10). Assists: Cal 16 (McGruder 7), UNC 14 (Cota 8). Total fouls: Cal 16, UNC 14. Technical fouls: none. Officials: Burr, Foote, Jansen. Attendance: 30,617

## 2001

### South Regional 1st Round

#### FRESNO STATE 82, CALIFORNIA 70

March 16, 2001 – The Pyramid – Memphis, TN

**#9 FRESNO STATE (82)** – Jeffries 5-10 4-6 15; Swillis 3-8 1-1 7; Ely 8-12 5-9 21; Maddox 1-8 5-10 7; Porter 7-13 8-8 27; Jackson 1-3 0-0 2; Felix 0-0 0-0 0; Demanby 1-2 0-0 3; Al-Sayyad 0-0 0-0 0. Totals 26-56 23-34 82.

**#8 CALIFORNIA (70)** – Legans 6-12 2-2 15; SHughes 4-7 1-3 9; Lampley 6-18 1-4 13; Wethers 3-8 4-4 10; Shipp 2-5 1-2 5; Diggs 0-0 0-1 0; Smith 1-3 0-0 2; Gates 2-5 3-3 7; Vander Laan 2-2 0-0 4; GHughes 0-0 0-0 0; Lingle 0-0 0-0 0; Forehan-Kelly 2-5 1-1 5. Totals 28-65 13-20 70.

Fresno State	34	48	-	82
California	30	40	-	70

3-point: FSU 7-24 (Jeffries 1-5, Swillis 0-1, Maddox 0-4, Porter 5-10, Jackson 0-2, Demanby 1-2), Cal 1-12 (Legans 1-5, Lampley 0-1, Shipp 0-2, Gates 0-3, Forehan-Kelly 0-1). Fouled out: Forehan-Kelly. Rebounds: FSU 39 (Ely 13), Cal 34 (Lampley 8). Assists: FSU 17 (Maddox 10), Cal 11 (Lampley 4). Fouls: FSU 19, Cal 25. Technical fouls: none. Officials: Valentine, Hartzell, Janssen. Attendance: 8,602.

# NCAA Tournament Results

## 2002

### South Regional 1st Round

#### CALIFORNIA 82, PENNSYLVANIA 75

March 15, 2002 – Mellon Arena – Pittsburgh, PA

#11 PENNSYLVANIA (75) – Onyekwe 5-9 5-6 16; Archibong 5-17 5-6 16; Schiffner 4-6 0-0 12; Toole 3-11 2-2 9; Begley 2-4 0-0 6; Klatsky 1-3 0-0 3; Fikiel 1-4 4-4 6; Solomito 0-0 0-0 0; Chubb 0-0 0-0 0; King 3-3 0-0 7; Tross 0-0 0-0 0. Totals 24-57 16-18 75.

#6 CALIFORNIA (82) – Sampson 1-3 1-2 3; Shipp 4-7 11-14 20; SHughes 4-6 0-0 8; Legans 3-3 4-4 12; Wethers 7-10 5-7 19; Diggs 1-6 0-0 2; Tamir 1-6 0-0 2; Forehan-Kelly 3-6 2-4 10; Gates 2-3 0-0 6. Totals 26-50 23-31 82.

Pennsylvania	32	43	-	75
California	40	42	-	82

3-point goals: Penn 11-24 (Onyekwe 1-2, Archibong 1-4, Schiffner 4-6, Toole 1-6, Begley 2-4, Klatsky 1-1, King 1-1), Cal 7-15 (Shipp 1-2, Legans 2-2, Wethers 0-1, Tamir 0-2, Forehan-Kelly 2-5, Gates 2-3). Fouled out: Schiffner, Begler. Rebounds: Penn 32 (Archibong 10), Cal 31 (Sampson 10). Assists: Penn 17 (Toole), Cal 19 (Legans 6). Total fouls: Penn 24, Cal 18. Technical fouls: none. Officials: Hillary, Adams, Stuart. Attendance: 17,015.

### South Regional 2nd Round

#### PITTSBURGH 63, CALIFORNIA 50

March 17, 2002 – Mellon Arena – Pittsburgh, PA

#6 CALIFORNIA (50) – Sampson 1-6 0-0 2; Shipp 4-11 2-2 11; GHughes 3-4 1-4 7; Legans 4-12 2-2 13; Wethers 2-6 5-8 9; Diggs 1-2 0-0 2; Tamir 1-5 0-0 2; SHughes 0-0 0-0 0; Famulener 0-0 0-0 0; Forehan-Kelly 1-7 0-0 2; Gates 1-5 0-0 2. Totals 18-58 10-16 50.

#3 PITTSBURGH (63) – Brown 1-5 1-2 3; Zavackas 1-6 1-3 4; Troutman 3-5 5-10 11; Page 7-10 0-0 17; Knight 4-12 3-9 11; Demetris 0-0 0-0 0; Johnson 2-6 0-0 5; McCarroll 0-0 0-0 0; Lett 4-8 2-2 10; Morris 1-1 0-0 2. Totals 23-53 12-26 63.

California	26	24	-	50
Pittsburgh	26	37	-	63

3-point goals: Cal 4-24 (Shipp 1-5, Legans 3-8, Wethers 0-1, Tamir 0-2, Forehan-Kelly 0-6, Gates 0-2), Pitt 5-17 (Zavackas 1-3, Page 3-6, Knight 0-4, Johnson 1-4). Fouled out: SHughes, Wethers, Lett. Rebounds: Cal 39 (Shipp 8), Pitt 43 (Zavackas). Assists: Cal 11 (Tamir 3), Pitt 16 (Knight 7). Total fouls: Cal 23, Pitt 16. Technical fouls: none. Officials: Libbey, Pescatelli, Ted Hillary. Attendance: 17,015.

## 2003

### East Regional 1st Round

#### CALIFORNIA 76, NORTH CAROLINA ST. 74 (OT)

March 20, 2003 – Ford Center – Oklahoma City, OK

#9 NORTH CAROLINA STATE (74) – Hodge 4-9 6-6 14; Melvin 5-17 3-4 17; Powell 6-11 5-8 17; Sherrill 5-10 0-0 15; Crawford 4-6 1-2 9; Bennerman 1-3 0-0 2; Roach 0-0 0-0 0; Collins 0-0 0-0 0. Totals 25-56 15-20 74.

#8 CALIFORNIA (76) – Tamir 3-16 0-0 8; Shipp 8-18 7-9 24; Hughes 5-5 4-7 14; Midgley 4-9 0-0 11; Wethers 4-8 3-4 11; Diggs 0-2 0-0 0; Smith 0-0 0-0 0; Bond 0-0 0-1 0; Famulener 3-6 1-2 8; Paris 0-0 0-0 0. Totals 27-64 15-23 76.

North Carolina St.	36	30	8	-	74
California	39	27	10	-	76

3-point goals: NCS 9-21 (Hodge 0-3, Melvin 4-9, Powell 0-1, Sherrill 5-7, Crawford 0-1), Cal 7-20 (Tamir 2-10, Shipp 1-1, Midgley 3-6, Famulener 1-3). Fouled out: none. Rebounds: NCS 36 (Powell), Cal 38 (Hughes 9). Assists: NCS 16 (Crawford 7), Cal 17 (Shipp 5). Total fouls: NCS 19, Cal 14. Technical fouls: none. Officials: Burr, Bush, Driscoll. Attendance: 18,462.

### East Regional 2nd Round

#### OKLAHOMA 74, CALIFORNIA 65

March 22, 2003 – Ford Center – Oklahoma City, OK

#8 CALIFORNIA (65) – Tamir 0-5 1-3 1; Shipp 9-17 2-2 20; Hughes 2-3 0-0 4; Midgley 0-2 0-0 0; Wethers 11-18 3-7 27; Benson 0-0 0-0 0; Diggs 0-0 0-0 0; Smith 2-4 0-0 5; Bond 0-0 0-0 0; Famulener 3-3 0-0 8; Paris 0-0 0-0 0. Totals 27-52 6-12 65.

#1 OKLAHOMA (74) – Gilbert 3-6 0-2 6; Bookout 9-11 4-5 22; White 4-9 2-2 12; Price 1-3 2-3 5; Alexander 4-11 5-8 15; Ere 1-5 0-0 3; Johnston 1-1 0-0 3; Brown 3-5 1-2 7; Szendrei 0-0 1-2 1. Totals 26-51 15-24 74.

California	24	41	-	65
Oklahoma	33	41	-	74

3-point goals: Cal 5-16 (Tamir 0-2, Shipp 0-3, Midgley 0-2, Wethers 2-5, Smith 1-2, Famulener 2-2), OU 7-13 (White 2-5, Price 1-2, Alexander 2-3, Ere 1-2, Johnston 1-1). Fouled out: Midgley. Rebounds: Cal 24 (Tamir 9), OU 36 (Bookout, Alexander 7). Assists: Cal 6 (Smith 3), OU 16 (White, Price 4). Total fouls: Cal 23, OU 15. Technical fouls: none. Officials: Cahill, Maxwell, Jones. Att.: 18,462.

## 2006

### Atlanta Regional 1st Round

#### NORTH CAROLINA STATE 58, CALIFORNIA 52

March 17, 2006 – American Airlines Center – Dallas, TX

#10 NORTH CAROLINA STATE (58) – Evtimov 2-5 1-2 6; Bennerman 8-12 1-2 18; Simmons 5-11 2-3 12; Atsur 1-4 0-0 2; Bethel 2-3 0-0 6; Fells 1-2 1-2 4; Grant 0-2 6-8 6; McCauley 1-1 0-0 2; Brackman 1-2 0-0 2. Totals 21-42 11-17 58.

#7 CALIFORNIA (52) – Powe 5-13 4-7 14; Hardin 0-1 0-0 0; Ubaka 3-9 0-0 6; Wilkes 4-6 0-0 10; Robertson 1-2 0-0 3; Benson 5-8 3-3 13; Knezevic 1-2 0-0 3; Vierneisel 0-0 0-0 0; Midgley 1-6 0-0 3; Wilkes 0-0 0-0 0. Totals 20-47 7-10 52.

North Carolina St.	25	33	-	58
California	29	23	-	52

3-point goals: NCS 5-16 (Evtimov 1-4, Bennerman 1-3, Afsur 0-3, Bethel 2-3, Fells 1-1, Grant 0-1, Brackman 0-1), Cal 5-16 (Ubaka 0-3, Wilkes 2-3, Robertson 1-2, Knezevic 1-2, Midgley 1-6). Fouled out: none. Rebounds: NCS 25 (Simmons), Cal 26 (Powe 12). Assists: NCS 10 (Evtimov, Bennerman, Simmons, Grant 2), Cal 9 (Ubaka 4). Total fouls: NCS 15, Cal 18. Technical fouls: none. Officials: Donato, Adams, Pollard. Attendance: 19,263.

## 2009

### West Regional 1st Round

#### MARYLAND 84, CALIFORNIA 71

March 19, 2009 – Sprint Center – Kansas City, MO

#10 Maryland (84) – Milbourne 3-6 2-4 9; Neal 6-11 2-2 15; Mosley 1-4 1-2 3; Vasquez 10-21 4-6 27; Bowie 5-9 2-4 12; Hayes 4-9 5-6 14; Tucker 0-0 0-0 0; Gregory 2-3 0-0 4. Totals 31-63 16-24 84.

## 2012

### First Four

#### SOUTH FLORIDA 65, CALIFORNIA 54

March 14, 2012 – University of Dayton Arena – Dayton, Ohio

**#12 South Florida (65)** – Rudd Jr. 7-10 0-0 15; Collins 6-9 0-0 12; Gilchrist 5-8 1-3 11; Poland 3-3 3-3 10; Fitzpatrick 2-5 0-0 6; Anderson Jr. 2-4 0-0 4; Robertson 2-3 0-2 4; Noriega 1-6 0-0 3; Damour 0-0 0-0 0; Nash 0-1 0-0 0.

**#12 CALIFORNIA (54)** – Kamp 8-17 3-5 19; Gutierrez 4-10 2-3 11; Crabbe 3-14 2-2 10; Murray 2-3 1-2 5; Powers 1-1 0-0 2; Kravish 1-2 0-0 2; Thurman 1-3 0-0 2; Filley 1-1 0-0 2; Cobbs 0-2 1-2 1; Bak 0-3 0-0 0; Behrens 0-1 0-0 0; Chalian 0-0 0-0 0; Smith 0-1 0-0 0.

South Florida	36	29	65
California	13	41	54

3-point goals: South Florida 5-15 (Fitzpatrick 2-4; Rudd Jr. 1-3; Poland 1-1; Noriega 1-4; Robertson 0-1; Nash 0-1; Gilchrist 0-1), Cal 3-14 (Crabbe 2-9; Gutierrez 1-1; Cobbs 0-1; Murray 0-1; Kamp 0-2). Fouled out: South Florida-None, Cal-Kamp. Rebounds: South Florida 32 (Fitzpatrick 7), Cal 31 (Kamp 8). Assists: South Florida 15 (Nash 5), Cal 10 (Gutierrez 5). Total fouls: South Florida 14, Cal 14. Technical fouls: None. Officials: Mark Whitehead, Doug Shows, James Barker. Att.: 7,218.

## 2013

### East Regional 2nd Round

#### CALIFORNIA 64, UNLV 61

March 21, 2013 – HP Pavilion – San Jose, Calif.

**#12 California (64)** – Crabbe 7-15 4-5 19; Cobbs 4-13 2-5 13; Thurman 6-6 0-0 12; Solomon 5-8 0-2 11; Kravish 3-8 0-0 6; Wallace 1-6 1-4 3; Bak 0-0 0-0 0; Kreklow 0-3 0-0 0; Smith 0-0 0-0 0. Totals 26-59 7-16 64.

**#5 UNLV (61)** – Dejean-Jones 5-15 3-6 15; Bennett 4-11 7-10 15; Reinhardt 4-13 0-0 11; Marshall 1-5 5-6 7; Birch 2-2 1-2 5; Moser 2-5 1-2 5; Hawkins 1-3 0-0 3; Thomas 0-2 0-0 0; Goodman 0-3 0-0 0. Totals 19-59 17-26 61.

California	28	36	64
UNLV	28	33	61

3-point goals: California 5-11 (Cobbs 3-3; Solomon 1-1; Crabbe 1-4; Wallace 0-1; Kreklow 0-2), UNLV 6-20 (Reinhardt 3-8; Dejean-Jones 2-5; Hawkins 1-2; Moser 0-2; Marshall 0-2; Bennett 0-1). Fouled out: California-None, UNLV-None. Rebounds: California 41 (Crabbe 9; Kravish 9), UNLV 42 (Bennett 11). Assists: California 18 (Cobbs 6), UNLV 11 (Marshall 6). Att.: 17,997.

### East Regional 3rd Round

#### SYRACUSE 66, CALIFORNIA 60

March 23, 2013 – HP Pavilion – San Jose, Calif.

**#4 Syracuse (66)** – Fair 6-14 5-8 18; Southerland 4-8 4-4 14; Carter-Williams 4-8 4-9 12; Keita 2-4 7-10 11; Triche 1-8 5-8 8; Christmas 1-3 1-2 3; Cooney 0-0 0-0 0; Grant 0-1 0-0 0. Totals 18-46 26-41 66.

**#12 California (60)** – Solomon 7-12 8-13 22; Wallace 5-13 0-0 12; Thurman 4-7 1-2 9; Crabbe 3-9 0-0 8; Cobbs 2-9 1-2 5; Kravish 1-3 2-2 4; Kreklow 0-3 0-0 0; Smith 0-0 0-0 0. Totals 22-56 12-19 60.

California	24	36	60
Syracuse	32	34	66

3-point goals: California 4-21 (Crabbe 2-5; Wallace 2-8; Cobbs 0-5; Kreklow 0-2; Solomon 0-1), Syracuse 4-10 (Southerland 2-5; Triche 1-1; Fair 1-3; Carter-Williams 0-1). Fouled out-California-None, Syracuse-Southerland. Rebounds-California 34 (Solomon 14), Syracuse 37 (Southerland 9). Assists-California 14 (Cobbs 4), Syracuse 7 (Carter-Williams 3). Attendance: 18,030

**#7 CALIFORNIA (71)** – Boykin 4-9 1-2 9; Robertson 6-13 8-10 22; Wilkes 0-0 2-2 2; Randle 6-11 0-0 14; Christopher 4-14 2-2 10; Seeley 1-2 0-0 3; Gutierrez 3-7 1-1 9; Knezevic 0-1 0-0 0; Amoke 0-0 0-2 0; Kamp 1-2 0-0 2. Totals 25-59 14-19 71.

Maryland	34	50	-	84
California	31	40	-	71

3-point goals: UM 6-16 (Milbourne 1-1, Neal 1-2, Mosley 0-1, Vasquez 3-7, Bowie 0-2, Hayes 1-3), Cal 7-24 (Robertson 2-5, Randle 2-6, Christopher 0-7, Seeley 1-1, Gutierrez 2-4, Knezevic 0-1). Fouled out: Cal 2 (Christopher, Gutierrez.). Rebounds: UM 36 (Milbourne, Vasquez, Gregory 5), Cal 35 (Robertson 6). Assists: UM 18 (Bowie 7), Cal 12 (Randle 7). Total fouls: UM 17, Cal 22. Technical fouls: none. Officials: Higgins, Thibodeaux, Kissinger. Attendance: 17,319.

## 2010

### South Regional 1st Round

#### CALIFORNIA 77, LOUISVILLE 62

March 19, 2010 – Jacksonville Veterans Memorial Arena – Jacksonville, FL

**#9 Louisville (62)** – Samuels 6-8 4-6 16; Swopshire 1-7 0-0 3; Sosa 3-7 1-3 8; Delk 0-1 0-0 0; Smith 2-8 0-0 5; Knowles 1-8 0-0 3; Siva 1-3 0-0 2; Buckles 10-11 0-0 20; Kuric 1-2 0-0 3; Jennings 1-4 0-0 2; Marra 0-1 0-0 0. Totals 26-60 5-9 62

**#8 CALIFORNIA (77)** – Boykin 4-9 1-1 9; Robertson 8-11 2-3 21; Gutierrez 2-4 3-5 7; Randle 5-9 9-10 21; Christopher 7-15 0-0 17; Knezevic 0-1 0-0 0; Zhang 0-1 2-3 0; Sanders-Frison 0-1 0-0 0. Totals 26-51 17-22 77.

Louisville	30	32	-	62
California	41	36	-	77

3-point goals: LOU 5-19 (Swopshire 1-2, Sosa 1-3, Smith 1-7, Knowles 1-4, Kuric 1-2, Marra 0-1), Cal 8-15 (Robertson 3-4, Randle 2-5, Christopher 3-5, Knezevic 0-1). Fouled out: None. Rebounds: LOU 37 (Buckles 9), Cal 28 (Christopher 8). Assists: LOU 13 (Sosa 5), Cal 17 (Boykin 5). Total fouls: LOU 19, Cal 14. Technical fouls: LOU-Team. Officials: Thornley, Gaffney, Edsall. Attendance: 12,251.

### South Regional 2nd Round

#### DUKE 68, CALIFORNIA 53

March 21, 2010 – Jacksonville Veterans Memorial Arena – Jacksonville, FL

**#8 CALIFORNIA (53)** – Boykin 5-14 3-3 13; Robertson 3-9 3-4 10; Gutierrez 2-6 3-4 7; Randle 5-12 0-0 12; Christopher 1-4 0-0 2; Knezevic 0-0 2-2 2; Zhang 0-0 0-0 0; Sanders-Frison 3-3 1-3 7. Totals 19-48 12-16 53.

**#1 Duke (68)** – Singler 6-12 4-6 17; Thomas 1-4 0-0 2; Zoubek 6-6 2-4 14; Smith 9-18 1-3 20; Scheyer 1-11 4-4 7; Mason Plumlee 1-1 0-0 2; Dawkins 0-0 0-0 0; Miles Plumlee 3-4 0-0 6; Kelly 0-1 0-0 0; Davidson 0-0 0-0 0. Totals 27-57 11-17 68.

California	24	29	-	53
Duke	37	31	-	68

3-point goals: Cal 3-12 (Robertson 1-3, Gutierrez 0-1, Randle 2-6, Christopher 0-2), Duke 3-17 (Singler 1-6, Smith 1-2, Scheyer 1-8, Kelly 0-1). Fouled out: Cal 1 (Sanders-Frison.). Rebounds: Cal 33 (Boykin 11), Duke 34 (Zoubek 13). Assists: Cal 6 (Robertson, Gutierrez 2), Duke 11 (Singler, Scheyer 3). Total fouls: Cal 18, Duke 15. Technical fouls: none. Officials: Stuart, Littlewood, Clark. Attendance: 12, 547.

## MOST POINTS

Team: 86 vs. BYU (59), March 15, 1957  
 Opponent: 93, Kansas vs. Cal (76), March 25, 1993  
 Both Teams: 169, Kansas (93) vs. Cal (76), March 25, 1993  
 Cal Individual: 28, Lamond Murray vs. Duke, March 20, 1993  
 Opp. Individual: 32, Bobby Hurley, Duke, March 20, 1993

## MOST FIELD GOALS MADE


Team: 37 vs. BYU, March 15, 1957  
 Opponent: 33, Ohio State, March 19, 1960  
 Cal Individual: 11, Larry Friend vs. BYU, March 15, 1957  
 11, Lamond Murray vs. Duke, March 20, 1993  
 11, Brian Wethers vs. Oklahoma, March 22, 2003  
 Opp. Individual: 12, Bob Kurland, Oklahoma A&M, March 23, 1946  
 12, Jeff Nordgaard, UW-Green Bay, March 17, 1994

## MOST FIELD GOALS ATTEMPTED

Team: 81 vs. BYU, March 15, 1957  
 Opponent: 64, LSU, March 18, 1993  
 Cal Individual: 25, Larry Friend vs. BYU, March 15, 1957  
 Opp. Individual: 22, Bobby Hurley, Duke, March 20, 1993

## HIGHEST FIELD GOAL PERCENTAGE

Team: 55.6 vs. Villanova, March 15, 1997 (25-45)  
 Opponent: 67.4, Ohio State, March 19, 1960 (33-46)  
 Cal Individual: 100.0, Robert Thurman vs. UNLV, March 21, 2013 (6-6)  
 Gabriel Hughes vs. North Carolina State, March 20, 2003 (5-5)  
 Opp. Individual: 100.0, Brian Zoubek, Duke, March 21, 2010 (6-6)



Larry Friend

## MOST 3-POINT FIELD GOALS MADE

Team: 10 vs. Duke, March 20, 1993  
 Opponent: 11, Pennsylvania, March 15, 2002  
 Cal Individual: 3, many times  
 Opp. Individual: 6, Bobby Hurley, Duke, March 20, 1993

## MOST 3-POINT FIELD GOALS ATTEMPTED

Team: 26 vs. Kansas, March 25, 1993  
 Opponent: 25, Duke, March 20, 1993  
 Cal Individual: 11, Lamond Murray vs. Kansas, March 25, 1993  
 Opp. Individual: 18, Bobby Hurley, Duke, March 20, 1993

## HIGHEST 3-POINT FIELD GOAL PERCENTAGE

Team: 58.8 vs. Duke, March 20, 1993 (10-17)  
 Opponent: 72.7, Kansas, March 25, 1993 (8-11)  
 Cal Individual: 100.0, Justin Cobbs, vs. UNLV, March 21, 2013 (3-3)  
 Opp. Individual: 80.0, Rex Walters, Kansas, March 25, 1993 (4-5)

## MOST FREE THROWS MADE

Team: 25 vs. Cincinnati, March 18, 1960  
 Opponent: 26, Syracuse, March 23, 2013  
 Cal Individual: 11, Joe Shipp vs. Pennsylvania, March 15, 2002  
 Opp. Individual: 10, Oscar Robertson, Cincinnati, March 18, 1960

## MOST FREE THROWS ATTEMPTED

Team: 34 vs. Oregon, March 12, 1960  
 34 vs. Villanova, March 15, 1997  
 Opponent: 41, Syracuse, March 23, 2013  
 Cal Individual: 14, Joe Shipp vs. Pennsylvania, March 15, 2002  
 Opp. Individual: 12, Jerry West, West Virginia, March 21, 1959  
 12, Oscar Robertson, Cincinnati, March 18, 1960

## HIGHEST FREE THROW PERCENTAGE

Team: 90.0 vs. Saint Mary's, March 14, 1959 (18-20)  
 Opponent: 85.7, Oklahoma A&M, March 23, 1946 (12-14)  
 Cal Individual: 100.0, Bob Dalton vs. Saint Mary's, March 14, 1959 (7-7)  
 Opp. Individual: 100.0, Bobby Hurley, Duke, March 20, 1993 (8-8)

## MOST REBOUNDS

Team: 56 vs. Cincinnati, March 20, 1959  
 Opponent: 43, Pittsburgh, March 17, 2002  
 Cal Individual: 16, Darrall Imhoff vs. Cincinnati, March 20, 1959  
 Opp. Individual: 19, Oscar Robertson, Cincinnati, March 20, 1959

## MOST PERSONAL FOULS

Team: 25 vs. Iowa State, March 14, 1996  
 25 vs. Fresno State, March 16, 2001  
 Opponent: 25, Villanova, March 15, 1997

## MOST ASSISTS

Team: 23 vs. Duke, March 20, 1993  
 Opponent: 22, UW-Green Bay, March 17, 1994  
 Cal Individual: 14, Jason Kidd vs. Duke, March 20, 1993  
 Opp. Individual: 10, Tito Maddox, Fresno State, March 16, 2001



## INDIVIDUAL GAME

### MOST POINTS

28	Lamond Murray vs. Duke .....	March 20, 1993
27	Brian Wethers vs. Oklahoma.....	March 22, 2003
26	Tremaine Fowlkes vs. Iowa State .....	March 14, 1996
25	Darrall Imhoff vs. Cincinnati .....	March 18, 1960
25	Larry Friend vs. BYU.....	March 15, 1957

### MOST REBOUNDS

16	Darrall Imhoff vs. Cincinnati .....	March 20, 1959
15	Bill McClintock vs. Oregon .....	March 12, 1960
15	Darrall Imhoff vs. Saint Mary's .....	March 14, 1959
14	Richard Solomon vs. Syracuse .....	March 23, 2013
13	Alfred Grigsby vs. Villanova .....	March 15, 1997
13	Bill McClintock vs. Saint Mary's.....	March 14, 1959

### MOST ASSISTS

14	Jason Kidd vs. Duke.....	March 20, 1993
10	Jason Kidd vs. Kansas.....	March 25, 1993
7	Prentice McGruder vs. North Carolina .....	March 21, 1997
7	Prentice McGruder vs. Princeton .....	March 13, 1997
7	Jason Kidd vs. UW-Green Bay.....	March 17, 1994
7	Jason Kidd vs. LSU.....	March 18, 1993
7	Jerome Randle vs. Maryland.....	March 19, 2009

### MOST BLOCKS

3	David Kravish vs. UNLV .....	March 21, 2013
3	Solomon Hughes vs. Pennsylvania.....	March 15, 2002
3	Jamal Sampson vs. Pennsylvania.....	March 15, 2002
3	Lamond Murray vs. LSU.....	March 18, 1993
3	Brian Hendrick vs. LSU .....	March 18, 1993
2	Many times	

### MOST STEALS

6	A.J. Diggs vs. North Carolina State.....	March 20, 2003
5	Jason Kidd vs. LSU.....	March 18, 1993
4	Anwar McQueen vs. North Carolina.....	March 21, 1997
4	Prentice McGruder vs. Princeton .....	March 13, 1997
4	Jason Kidd vs. Kansas.....	March 25, 1993
4	Jason Kidd vs. Duke.....	March 20, 1993

## INDIVIDUAL TOURNAMENT

Points:.....	86, Darrall Imhoff, 1960
Rebounds: .....	51, Darrall Imhoff, 1960
Assists: .....	31, Jason Kidd, 1993
Blocks: .....	5, Solomon Hughes, 2002
.....	5, Jamal Sampson, 2002
Steals:.....	13, Jason Kidd, 1993

## INDIVIDUAL CAREER

Points:.....	140, Darrall Imhoff, 1958-60
Rebounds: .....	100, Darrall Imhoff, 1958-60
Assists: .....	38, Jason Kidd, 1993-94
Blocks: .....	6, Michael Stewart, 1994-97
Steals:.....	16, Jason Kidd, 1993-94



Jason Kidd

### MOST STEALS

Team:	10 vs. UW-Green Bay, March 17, 1994
Opponent:	16, Connecticut, March 17, 1990
Cal Individual:	6, A.J. Diggs vs. North Carolina State, March 20, 2003
Opp. Individual:	8, Grant Hill, Duke, March 20, 1993

### MOST BLOCKED SHOTS

Team:	7 vs. LSU, March 18, 1993
Opponent:	8, North Carolina State, March 20, 2003
Cal Individual:	3, David Kravish vs. UNLV, March 21, 2013
	3, Solomon Hughes vs. Pennsylvania, March 15, 2002
	3, Jamal Sampson vs. Pennsylvania, March 15, 2002
	3, Lamond Murray vs. LSU, March 18, 1993
	3, Brian Hendrick vs. LSU, March 18, 1993
Opp. Individual:	5, Kelvin Cato, Iowa State, March 14, 1996

## 1999 NIT Champions

Throughout the 1998-99 season, head coach Ben Braun called his Golden Bears a work in progress, constantly evolving as the season developed.

At times, Cal looked unbeatable, as in the Bears' wins over Top 10 teams North Carolina, UCLA and Arizona. In other instances, they struggled, going just 3-7 at the start of the Pac-10 season.

But in the end, the Bears finished on top. Finally putting everything together as a team, Cal captured the 1999 National Invitation Tournament title with a 5-0 run through the postseason. The championship was the first on a national stage for the Bears since they claimed the 1959 NCAA crown.

Cal drew Fresno State in a first round home game March 10 at the New Arena in Oakland, and for much of the contest, it looked like the Bears' year would end right there. Trailing for almost the entire game and down 49-37 with 15 minutes to go, Cal finally woke up. The Bears went on a 16-1 run to take the lead and never lost control of the game, finishing with a 79-71 win.

Forward Sean Lampley put up the biggest numbers of the season against the Bulldogs, ending with 28 points and 14 rebounds. Forward Carl Boyd, who had 10 of his 14 points after intermission, and guard Geno Carlisle, who added 15 of his 19 points after the break, also aided the second half surge.

In the second round March 16, Cal made a return trip to DePaul. On Nov. 28 at the Rosemont Horizon, the Blue Demons edged the Bears, 75-72, and DePaul seemed to be on its way to another victory, forging a 28-11 lead midway through the first half and a



***Geno Carlisle sank the game-winning free throw with 4.7 seconds left to give the Bears a 61-60 victory over Clemson and the 1999 NIT crown.***

37-24 advantage at intermission. But Cal came out of the break on a 14-1 run to tie the score, and when center Francisco Elson tossed in a short jumper with 2:10 left, the Bears took a 58-57 lead. DePaul never scored again and Cal advanced to the quarterfinals with the one-point victory.


Two nights later, the Bears hosted Colorado State at the New Arena for the right to go to the semis at Madison Square Garden. This time, Cal jumped out to an early lead, going up 35-13 at one point in the first half. CSU, though, kept fighting and eventually took a 62-61 lead with 2:00 on the clock. But the Bears were not to be denied and scored the final 10 points of the game for a 71-62 win and left the court to strains of "New York, New York" by the Cal Straw Hat Band.

In the semifinals, Cal met up with its old nemesis, Oregon. Motivated by their two losses to the Ducks during the regular season, the Bears ran away with an 85-69 victory. Cal led just 35-32 at the half when forward Mike Gill literally took over the game. He scored all of his career-high 22 points in the second half to lead the Bears into the championship against Clemson.

In the final, the ACC's Tigers, using their size advantage, dominated the boards and grabbed a 35-27 halftime lead over Cal. Just as they had done in the earlier rounds of the NIT, the Bears fought their way back into the game. Cal limited Clemson to less than 30 percent shooting from the floor in the second half, but the Bears were still down, 60-58, with under a minute to play.

In Cal's final possession, Carlisle drove the lane, but had his shot blocked. In the scramble that ensued, Carlisle retrieved the ball on the left wing and turned toward the basket. Coming down the key, he lofted a shot over Clemson center Tom Wideman. The ball went through the hoop to tie the score, and Wideman was whistled for a foul on the play. With 4.7 seconds on the clock, Carlisle stepped to the free throw line and sank the shot for a 61-60 Bear lead. When a desperation shot by the Tigers missed the mark, the entire Cal team erupted in celebration.

Lampley, who had 16 points and six rebounds in the championship game victory, was voted tournament MVP, while Gill was also honored with a spot on the all-tournament team.



***Sean Lampley, the tournament MVP, tallied 28 points and 14 rebounds in a first-round game against Fresno State.***

## 1986

### 1st Round

**LOYOLA MARYMOUNT 80, CALIFORNIA 75**  
March 13, 1986 – Harmon Gym – Berkeley, CA

**Leading Cal Scorers:** Kevin Johnson 25, Dave Butler 11,  
 Leonard Taylor 10

## 1987

### 1st Round

**CALIFORNIA 72, CAL STATE FULLERTON 68 OT**  
March 13, 1987 – Harmon Gym – Berkeley, CA

**Leading Cal Scorers:** Kevin Johnson 30, Dave Butler 16,  
 Jon Wheeler 14

### 2nd Round

**CALIFORNIA 65, OREGON STATE 62**

March 17, 1987 – Gill Coliseum – Corvallis, OR

**Leading Cal Scorers:** Kevin Johnson 28, Dave Butler 12,  
 Jon Wheeler 12

### Quarterfinals

**ARKANSAS-LITTLE ROCK 80, CALIFORNIA 73**

March 21, 1987 – Pine Bluff Convention Center – Pine Bluff, AR

**Leading Cal Scorers:** Kevin Johnson 20, Jon Wheeler 19,  
 Dave Butler 12

## 1989

### 1st Round

**CALIFORNIA 73, HAWAII 57**

March 16, 1989 – Harmon Gym – Berkeley, CA

**Leading Cal Scorers:** Leonard Taylor 16, Matt Beeuwsaert 13,  
 Ryan Drew 13

### 2nd Round

**CONNECTICUT 73, CALIFORNIA 72**

March 20, 1989 – Hartford Civic Center – Hartford, CT

**Leading Cal Scorers:** Leonard Taylor 32, Keith Smith 11,  
 Matt Beeuwsaert 8

## 1999

### 1st Round

**CALIFORNIA 79, FRESNO STATE 71**

March 10, 1999 – Oakland Arena – Oakland, CA

**Leading Cal Scorers:** Sean Lampley 28, Geno Carlisle 19,  
 Carl Boyd 14

### 2nd Round

**CALIFORNIA 58, DEPAUL 57**

March 16, 1999 – Rosemont Horizon – Rosemont, IL

**Leading Cal Scorers:** Geno Carlisle 16, Mike Gill 12, Thomas Kilgore 8

### Quarterfinals

**CALIFORNIA 71, COLORADO STATE 62**

March 18, 1999 – Oakland Arena – Oakland, CA

**Leading Cal Scorers:** Mike Gill 18, Geno Carlisle 15,  
 Thomas Kilgore 12

### Semifinals

**CALIFORNIA 85, OREGON 69**

March 23, 1999 – Madison Square Garden – New York, NY

**Leading Cal Scorers:** Mike Gill 22, Sean Lampley 16,  
 Francisco Elson 13, Carl Boyd 13

### Championship

**CALIFORNIA 61, CLEMSON 60**

March 25, 1999 – Madison Square Garden – New York, NY

**Leading Cal Scorers:** Geno Carlisle 16, Sean Lampley 15,  
 Mike Gill 9

## 2000

### 1st Round

**CALIFORNIA 70, LONG BEACH STATE 66**

March 15, 2000 – Haas Pavilion – Berkeley, CA

**Leading Cal Scorers:** Sean Lampley 20, Robbie Jones 19,  
 Shantay Legans 9

### 2nd Round

**CALIFORNIA 60, GEORGETOWN 49**

March 21, 2000 – Haas Pavilion – Berkeley, CA

**Leading Cal Scorers:** Sean Lampley 21, Ryan Forehan-Kelly 9,  
 Shantay Legans 9

### Quarterfinals

**WAKE FOREST 76, CALIFORNIA 59**

March 24, 2000 – Greensboro Coliseum – Greensboro, NC

**Leading Cal Scorers:** Sean Lampley 19, Joe Shipp 17,  
 Shantay Legans 10

## 2008

### 1st Round

**CALIFORNIA 68, NEW MEXICO 66**

March 19, 2008 – Haas Pavilion – Berkeley, CA

**Leading Cal Scorers:** Ryan Anderson 26, Jerome Randle 11,  
 DeVon Hardin 10, Jamal Boykin 10

### 2nd Round

**OHIO STATE 73, CALIFORNIA 56**

March 24, 2008 – St. John Arena – Columbus, OH

**Leading Cal Scorers:** Jerome Randle 18, Ryan Anderson 11, Pat-  
 rick Christopher 6

## 2011

### 1st Round

**CALIFORNIA 77, MISSISSIPPI 74**

March 16, 2011 – Haas Pavilion – Berkeley, CA

**Leading Cal Scorers:** Jorge Gutierrez 25, Allen Crabbe 20,  
 Harper Kamp 11

### 2nd Round

**COLORADO 89, CALIFORNIA 72**

March 18, 2011 – Coors Events Center – Boulder, CO

**Leading Cal Scorers:** Jorge Gutierrez 16, Harper Kamp 14,  
 Brandon Smith 11, Allen Crabbe 9, Bak Bak 9



# Postseason Honors

## ALL-AMERICA

1926	George Dixon	HAF-1st team
1927	George Dixon	HAF-1st team
1929	Vern Corbin	HAF-1st team
1932	Joe Kintana	HAF-1st team
1934	Hal Eifert	HAF-1st team
1948	Andy Wolfe	HAF-1st team
1953	Bob McKeen	HAF-2nd team
1954	Bob Matheny	Look-3rd team, AP-HM
	Bob McKeen	Dell, Col-HM, AP-HM
1955	Bob McKeen	HAF-3rd team, AP-HM, UPI-HM
1957	Larry Friend	HAF-1st team
1959	Darrall Imhoff	HAF-2nd team
1960	Darrall Imhoff	C&A, HAF-1st team, UPI-1st team, AP-1st team, TSN-1st team, NABC, Look UPI-HM, AP-HM
	Bill McClintock	UPI-HM
	Earl Shultz	UPI-HM
	Tandy Gillis	UPI-HM
1961	Bill McClintock	3rd team, HM
	Earl Shultz	HAF-3rd
1967	Russ Critchfield	Con-2nd team, AP-HM, UPI-HM
1968	Russ Critchfield	HAF-1st team
1982	Mark McNamara	UPI-3rd team
1986	Kevin Johnson	AP-HM, UPI-HM
	Dave Butler	Academic A-A-2nd team
1987	Kevin Johnson	AP-HM, UPI-HM
	Dave Butler	Academic A-A-1st team
1993	Jason Kidd	AP-HM, UPI-HM, BW Frosh-1st team, BT Frosh-2nd team
1994	Jason Kidd	AP-1st team, BT-1st team, BW-1st team, W-1st team, USBWA-1st team
	Lamond Murray	AP-3rd team, USBWA-2nd team, BT-3rd team, BW-3rd team, W-HM
1995	Tremaine Fowlkes	BW Frosh-1st team, BT Frosh-2nd team
	Jelani Gardner	BT Frosh-2nd team, BW Frosh-HM
1996	Shareef Abdur-Rahim	BW-2nd team, CS-2nd team, BT-3rd team, AP-3rd team, NABC-3rd team, BW Frosh-1st team, BT Frosh-1st team
1997	Ed Gray	AP-3rd team, BW-3rd team
2001	Sean Lampley	AP-HM
2003	Joe Shipp	AP-HM
2006	Leon Powe	AP-2nd team; USBWA-2nd team, ESPN.com-2nd team, TSN-2nd team, cbs.sportsline.com-2nd team
2007	Ryan Anderson	BT Frosh-2nd team
2008	Ryan Anderson	AP-HM, TSN-2nd team
2010	Jerome Randle	AP-HM, TSN-4th team
2013	Allen Crabbe	NABC-3rd team, TSN-3rd team

## LEGEND

AP	.....	Associated Press
BT	.....	Basketball Times
BW	.....	Basketball Weekly
C&A	.....	Coach and Athlete
Col	.....	Colliers (Basketball)
Con	.....	Converse
CS	.....	College Sports
Dell	.....	Dell Publications
HAF	.....	Helms Athletic Foundation
Look	.....	Look Magazine
NABC	.....	National Association of Basketball Coaches
TSN	.....	The Sporting News
UPI	.....	United Press International
USBWA	.....	U.S. Basketball Writers Association
W	.....	Wooden

## ALL-CONFERENCE

### (First Team Only)

1916	Dan Foster, C
	P.A. Embury, G
1917	George Hjelte, C
1919	Henry Anderson, C
1920	Art Eggleston, G
1921	Art Eggleston, G
1922	John Talt, F
1923	John Talt, F
1924	John Talt, F
	Aubrey Kincaid, G
1925	Bill Higgins, C
1926	Bill Higgins, C
	George Dixon, G
1927	Francis Watson, F
	George Dixon, G
1928	Rufus Gregory, G
1929	Vern Corbin, F
	Joel Coffield, G
1930	Ken Purcell, F
1931	Joel Coffield, G
1932	Joe Kintana, F
	Carl Vendt, G
1933	Hal Eifert, F
1934	Hal Eifert, F
1957	Larry Friend, F
1958	Don McIntosh, C
1959	Denny Fitzpatrick, G
	Al Buck, G
	Darrall Imhoff, C
1960	Darrall Imhoff, C
	Bill McClintock, F
	Earl Shultz, G
1961	Bill McClintock, F
1967	Russ Critchfield, G
1968	Russ Critchfield, G
1969	Charlie Johnson, G
1971	Phil Chenier, G
1972	Anasley Truitt, C
1980	Doug True, F
1982	Mark McNamara, C
1986	Kevin Johnson, G
1987	Kevin Johnson, G
1989	Leonard Taylor, F
1990	Brian Hendrick, C
	Keith Smith, G
1991	Brian Hendrick, F
1992	Brian Hendrick, F
1993	Jason Kidd, G
	Lamond Murray, F
1994	Jason Kidd, G
	Lamond Murray, F
1996	Shareef Abdur-Rahim, F
1997	Ed Gray, G
2000	Sean Lampley, F
2001	Sean Lampley, F
2003	Joe Shipp, F
	Amit Tamir, F
2004	Leon Powe, F
2006	Leon Powe, F
	Ayinde Ubaka, G
2008	Ryan Anderson, F
2009	Jerome Randle, G
	Patrick Christopher, G
2010	Jerome Randle, G
	Patrick Christopher, G
2011	Jorge Gutierrez, G
2012	Jorge Gutierrez, G
	Allen Crabbe, G
2013	Allen Crabbe, G

## ALL-SOUTHERN

### DIVISION

#### (First Team Only)

1919	Henry Anderson, C
1921	Art Eggleston, G
1923	Paul O'Neil, C
	John Tait, F
	Aubrey Kincaid, G
1924	John Tait, F
	Aubrey Kincaid, G
	Harold Houvinen, C
1925	Bill Higgins, C
	Charles Jorgenson, F
	Harold Belasco, F
1926	Francis Watson, F
	Bill Higin, C
	George Dixon, G
1927	Francis Watson, F
	Vern Corbin, F
	George Dixon, G
1928	Rufus Gregory, G
1929	Vern Corbin, F
	Pery Ten Eyck, C
	Joel Coffield, G
1930	Kent Purcell, F
	Joel Coffield, G
1931	Joel Coffield, G
	Joe Kintana, F
1932	Joe Kintana, F
	Carl Vendt, G
1933	Hal Eifert, F
1934	Hal Eifert, F
1937	Ray Balsley, F
1939	Bill Ogilvie, C
1940	Walt Bickerton, G
1942	Roy Tamm, F
1943	Jack Rocker, F
1944	Wayne Hooper, G
	John Higgins, F
1946	Bob Hogeboom, G
	Andy Wolfe, F
	Merv LaFaille, F
1947	Jack Rocker, F
	Andy Wolfe, F
1948	Chuck Hanger, F
	Andy Wolfe, G
1949	Bill Hagler, C
1950	Bob Matheny, G
1951	Bill Hagler, F
1952	Jim Doan, G
	Bob McKeen, C
1953	John Ricksen, F
	Bob McKeen, C
	Bob Matheny, G
1954	Bob McKeen, C
1955	Bob McKeen, C

### PAC-12

#### ALL-FRESHMAN

1984	Chris Washington, G
	Kevin Johnson, G
1985	Leonard Taylor, F
1987	Bryant Walton, G
1988	Ryan Drew, G
1990	Brian Hendrick, F
1992	Lamond Murray, F
1993	Jason Kidd, G
1994	Michael Stewart, C
1995	Tremaine Fowlkes, F
1996	Shareef Abdur-Rahim, F

- 1998 Sean Lampley, F
- 2002 Jamal Sampson, F  
Amit Tamir, F
- 2003 Richard Midgley, G
- 2004 Marquise Kately, F  
Leon Powe, F
- 2006 Ryan Anderson, F
- 2011 Allen Crabbe, G
- 2012 David Kravish, F

## PAC-12 ALL-ACADEMIC

- 1986 Dave Butler, 1st team
- 1987 Dave Butler, 1st team
- 2001 Ryan Forehan-Kelly, 1st team  
Dennis Gates, 1st team  
Morgan Lingle, 1st team
- 2002 Dennis Gates, 1st team
- 2003 Amit Tamir, 1st team
- 2004 Amit Tamir, 1st team  
A.J. Diggs, 2nd team
- 2005 Alex Pribble, 2nd team
- 2006 Alex Pribble, 1st team
- 2007 Alex Pribble, 1st team
- 2008 Nikola Knezevic, 2nd team
- 2009 Jordan Wilkes, 2nd team  
Nikola Knezevic, 2nd team
- 2010 Jorge Gutierrez, 2nd team
- 2011 Jorge Gutierrez, 2nd team  
Harper Kamp, 2nd team
- 2012 Harper Kamp, 2nd team  
Jorge Gutierrez, HM
- 2013 David Kravish, HM

## PAC-12 PLAYER OF THE YEAR

- 1994 Jason Kidd
- 1996 Shareef Abdur-Rahim
- 1997 Ed Gray
- 2001 Sean Lampley
- 2010 Jerome Randle
- 2012 Jorge Gutierrez
- 2013 Allen Crabbe

## PAC-12 DEFENSIVE PLAYER OF THE YEAR

- 2012 Jorge Gutierrez

## PAC-12 FRESHMAN OF THE YEAR

- 1983 Dave Butler
- 1985 Leonard Taylor
- 1993 Jason Kidd
- 1995 Tremaine Fowlkes
- 1996 Shareef Abdur-Rahim
- 2004 Leon Powe
- 2011 Allen Crabbe

## PAC-12 NEWCOMER OF THE YEAR

- 1996 Ed Gray

## PAC-12 COACH OF THE YEAR

- 1997 Ben Braun

## NATIONAL FRESHMAN OF THE YEAR

- 1993 Jason Kidd
- 1996 Shareef Abdur-Rahim

## NCAA ALL-FINAL FOUR TEAM

- 1959 Darrall Imhoff  
Denny Fitzpatrick
- 1960 Darrall Imhoff

## NIT ALL-FINAL FOUR TEAM

- 1999 Mike Gill  
Sean Lampley (MVP)

## PAC-12 ALL-TOURNAMENT TEAM

- 2006 Leon Powe (MVP)  
Ayinde Ubaka
- 2007 Ryan Anderson
- 2010 Jerome Randle  
Theo Robertson  
Jamal Boykin

## NAISMITH AWARD

- 1971 Charlie Johnson

## NATIONAL COACH OF THE YEAR


- 1960 Pete Newell (UPI, USBWA)

## PAC-12 HALL OF HONOR

- 2002 Pete Newell
- 2003 Kevin Johnson
- 2004 Jason Kidd
- 2005 Darrall Imhoff
- 2006 Andy Wolfe
- 2007 Russ Critchfield
- 2008 Charles Johnson
- 2009 Nibs Price
- 2010 Earl Robinson
- 2011 Bob McKeen
- 2012 Lamond Murray
- 2013 Shareef Abdur-Rahim

## OLYMPIANS

- 1960 Darrall Imhoff, USA (Gold)  
Pete Newell, USA – head coach
- 2000 Shareef Abdur-Rahim, USA (Gold)  
Jason Kidd, USA (Gold)  
Sean Marks, New Zealand
- 2008 Jason Kidd, USA (Gold)
- 2012 Max Zhang, China




A life-sized, bronze statue of Pete Newell (below) adorns the Haas Pavilion Club Room.

## THE PETE NEWELL LEGEND

Legendary coach Pete Newell, who led California to the 1959 NCAA title and a runner-up finish in the 1960 tournament, was inducted into the Naismith Memorial Basketball Hall of Fame in 1978. Head coach of the Golden Bears from 1954-55 to '59-60, Newell's teams won four consecutive conference titles (1957-60), and he was voted the national coach of the year in 1960. He finished his Cal career with a 119-44 record. Newell also coached the U.S. Olympic team to a gold medal in the 1960 Rome Games. On Aug. 13, 2010, that gold-medal squad, which featured former Cal standout Darrall Imhoff, was inducted into the Naismith Memorial Basketball Hall of Fame. On Dec. 21, 1987, the playing surface at Harmon Gym was renamed "Pete Newell Court" in his honor and the floor at Haas Pavilion retains that name.

A statue of Newell, created by renowned sculptor Eino, was installed in the Haas Pavilion Club Room in the fall of 2006.



## NIBS PRICE AWARD

### MVP

1955	Bob McKeen
1956	Bob Blake
1957	Larry Friend
1958	Don McIntosh
1959	Denny Fitzpatrick
1960	Darrall Imhoff
1961	Bill McClintock
1962	Don Lauer
1963	Dick Smith
1964	Camden Wall
1965	Don Wolthers
1966	Russ Critchfield
1967	Russ Critchfield
1968	Russ Critchfield
1969	Charlie Johnson
1970	Jackie Ridgle
1971	Jackie Ridgle
1972	Ansley Truitt
1973	John Coughran
1974	Brady Allen
1975	Jay Young
1976	Carl Bird
	Rickie Hawthorne
1977	Ray Murry
1978	Gene Ransom
1979	Kevin Singleton
1980	Doug True
1981	Mark McNamara
1982	Mark McNamara
1983	Michael Pitts
	Michael Chavez
1984	Butch Hays
1985	Leonard Taylor
1986	Kevin Johnson
1987	Kevin Johnson
1988	Keith Smith
1989	Leonard Taylor
1990	Keith Smith
1991	Brian Hendrick
1992	Brian Hendrick
1993	Jason Kidd
	Lamond Murray
1994	Jason Kidd
	Lamond Murray
1995	Monty Buckley
1996	Shareef Abdur-Rahim
1997	Ed Gray
1998	Mike Gill
1999	Geno Carlisle
	Thomas Kilgore
2000	Sean Lampley
2001	Sean Lampley
2002	Joe Shipp
2003	Joe Shipp
	Brian Wethers
2004	Leon Powe
2005	Not Awarded
2006	Leon Powe
2007	Ayinde Ubaka
2008	Ryan Anderson
2009	Jerome Randle
2010	Theo Robertson
2011	Jorge Gutierrez
2012	Harper Kamp
2013	Allen Crabbe

## VERNON M. SMITH MEMORIAL TROPHY

### MOST IMPROVED PLAYER

1959	Bob Dalton
1960	Tandy Gillis
1961	Stan Morrison
1962	Chris Carpenter
1963	Dan Lufkin
1964	Dan Lufkin
1965	Mike Henderson
1966	Myron Erickson
1967	Charlie Perkins
1968	Trent Gaines
1969	Jackie Ridgle
1970	Phil Chenier
1971	Ansley Truitt
	Phil Chenier
1972	Eric Long
1973	Carl Meier
1974	Doug Vilotti
1975	John Terry
1976	Ken Thompson
1977	John Caselli
	Tom Schneiderjohn
1978	Kevin Singleton
1979	Melvin Holland
1980	Darrell Haley
1981	Michael Chavez
1982	Wes Howell
	John Ritchie
1983	Dave Butler
1984	Jim Beatie
1985	Chris Washington
1986	Michael Taylor
1987	Jon Wheeler
1988	Roy Fisher
1989	Bill Elleby
1990	Bryant Walton
1991	Rich Branham
1992	Lamond Murray
1993	Akili Jones
1994	Ryan Jamison
1997	Michael Stewart
1998	Sean Lampley
1999	Francisco Elson
	Sean Lampley
2000	Solomon Hughes
2001	Brian Wethers
2002	Gabriel Hughes
2003	Gabriel Hughes
2004	Rod Benson
2005	Rod Benson
2006	Ayinde Ubaka
	DeVon Hardin
2007	Eric Vierneisel
2008	Patrick Christopher



*Akili Jones*

## INTER-FRATERNITY TROPHY

### MOST INSPIRATIONAL PLAYER

1948	Charles Hanger
	Andy Wolfe
1949	Bill Hagler
1950	Bob Matheny
1951	Bill Hagler
1952	Jim Doan
1953	Bob Matheny
1954	Bob Albo
1955	Cliff Mayne, Jr.
1956	Larry Friend
1957	Ev McKeen
1958	Earl Robinson
1959	Darral Imhoff
1960	Bill McClintock
1961	Ned Averbuck
1962	Burt Davies
1963	Bob Wueste
1964	Steve Belser
1965	Jim Ashcraft
1966	Jim Ashcraft
1967	Bob Wolfe
1968	Bob Wolfe
1969	Bob White
1970	Bob White
1971	Harry Brown
1972	Harry Brown
1973	Eric Long
	Rickie Hawthorne
1974	Brady Allen
1975	Rickie Hawthorne
1976	Gene Ransom

1977	Doug True
1978	Doug Vilotti
1979	Phil Wilhite
1980	Walt Gillespie
1981	Butch Hays
1982	Wes Howell
1983	Jeff Thiigen
	Butch Hays
1984	Eddie Javius
1985	Jon Wheeler
1986	Earnie Sears
1987	Leonard Taylor
1988	Ryan Drew
1989	Ryan Drew
1990	Andrew Brigham
1991	Andre Reyes
1992	Alfred Grigsby
1993	Jerod Haase
	Brian Hendrick
1994	Randy Duck
1995	Alfred Grigsby
1996	Alfred Grigsby
1997	Alfred Grigsby
1998	Robbie Jones
1999	Mike Gill
2000	Robbie Jones
2001	Dennis Gates
2002	Solomon Hughes
2003	Donte Smith
2004	Mike Blasquez
	(Strength Coach)

**BEST DEFENSIVE  
PLAYER**

- 1986 Jeff Huling
- 1987 Eddie Javius
- 1988 Matt Beeuwsaert
- 1989 Matt Beeuwsaert
- 1990 Brian Hendrick
- 1991 Sean Harrell
- 1992 Monty Buckley
- 1993 Jason Kidd
- 1994 Michael Stewart
- 1995 Monty Buckley
- 1996 Randy Duck
- 1997 Randy Duck
- 1998 Francisco Elson
- 1999 Carl Boyd
- 2000 Ryan Forehan-Kelly
- 2001 Ryan Forehan-Kelly
- 2002 A.J. Diggs  
Dennis Gates
- 2003 A.J. Diggs  
Brian Wethers
- 2004 Marquise Kately
- 2005 Not Awarded
- 2006 Richard Midgley
- 2007 Theo Robertson
- 2009 Jorge Gutierrez
- 2010 Jorge Gutierrez
- 2011 Jorge Gutierrez
- 2012 Jorge Gutierrez
- 2013 David Kravish

**PETE NEWELL  
COACHES' AWARD**

- 1994 Monty Buckley
- 1995 Tremaine Fowlkes
- 1996 Anwar McQueen  
Tony Gonzalez
- 1997 Anwar McQueen  
Prentice McGruder
- 2002 Ryan Forehan-Kelly
- 2004 Alex Pribble
- 2005 Martin Smith
- 2006 Richard Midgley
- 2007 Alex Pribble
- 2008 Eric Vierneisel
- 2009 Patrick Christopher
- 2010 Jamal Boykin  
Patrick Christopher
- 2011 Markhuri Sanders-Frison  
Harper Kamp
- 2012 Harper Kamp  
Jorge Gutierrez
- 2013 Bak Bak

**BEST ACADEMIC  
EFFORT**

- 1991 Akili Jones
- 1992 Rich Branham
- 1993 Jerod Haase
- 1994 Anwar McQueen

**BEST ACADEMIC  
PERFORMANCE**

- 1992 Brendon Graves
- 1993 Brendon Graves
- 1994 Anwar McQueen
- 1995 Anwar McQueen



*Randy Duck*



*Anwar McQueen*

**OUTSTANDING  
STUDENT-  
ATHLETE**

- 1992 Akili Jones
- 1993 Rich Branham
- 1994 Akili Jones
- 1996 Anwar McQueen  
Sean Marks
- 1997 Raymond King
- 1998 J.T. Stephens
- 1999 Dennis Gates  
Morgan Lingle
- 2000 Raymond King  
Cassidy Raheer
- 2001 Dennis Gates  
Morgan Lingle
- 2002 Conor Famulener  
Amit Tamir
- 2003 Erik Bond  
Jordi Geli
- 2004 Amit Tamir
- 2005 Brett Lowenthal
- 2006 Ivan Kovacevic
- 2007 Alex Pribble
- 2008 David Liss

**HUSTLE & SPIRIT  
AWARD**

- 1998 Justin Labagh  
Morgan Lingle
- 2000 Nick Vander Laan
- 2001 Morgan Lingle

- 2002 Brian Wethers
- 2003 Conor Famulener
- 2004 Martin Smith
- 2005 Alex Pribble
- 2006 Alex Pribble
- 2007 Patrick Armstrong
- 2008 Jamal Boykin
- 2010 Patrick Christopher

**MOST  
COURAGEOUS  
AWARD**

- 2003 Richard Midgley
- 2004 Richard Midgley

**MOST UNSELFISH  
AWARD**

- 2004 Ayinde Ubaka
- 2006 Nikola Knezevic  
Eric Vierneisel
- 2007 Omar Wilkes
- 2008 Jordan Wilkes

**SENIOR AWARD**

- 2009 Jordan Wilkes
- 2010 Nikola Knezevic

## FIRST FOUR

**MARCH 18 & 19, 2014**

University of Dayton Arena, Dayton, Ohio  
Host: University of Dayton

## SECOND AND THIRD ROUNDS

**MARCH 20 & 22, 2014**

First Niagara Center, Buffalo, N.Y.  
Host: Metro Atlantic Athletic Conference

BMO Harris Bradley Center, Milwaukee, Wis.  
Host: Marquette University

Amway Center, Orlando, Fla.  
Host: Stetson University

Spokane Veterans Memorial Arena, Spokane, Wash.  
Host: Washington State University

**MARCH 21 & 23, 2014**

PNC Arena, Raleigh, N.C.  
Host: North Carolina State University

AT&T Center, San Antonio, Texas  
Host: University of Texas-San Antonio

Viejas Arena, San Diego, Calif.  
Host: San Diego State University

Scottrade Center, St. Louis, Mo.  
Host: Missouri Valley Conference

## REGIONALS

**MARCH 27 & 29, 2014**

Honda Center, Anaheim, Calif.  
Host: Big West Conference

FedEx Forum, Memphis, Tenn.  
Host: University of Memphis

**MARCH 28 & 30, 2014**

Lucas Oil Stadium, Indianapolis, Ind.  
Hosts: Horizon League/IUPUI

Madison Square Garden, New York, N.Y.  
Host: St. John's/Big East Conference

## FINAL FOUR


**APRIL 5 & 7, 2014**

AT&T Stadium, North Texas  
Host: Big 12 Conference



## CAL NCAA TOURNAMENT NOTES

- Cal has participated in 18 NCAA Tournaments and reached at least the round of 16 seven times.
- Under head coach Pete Newell, Cal captured the NCAA title in 1959 and was the national runner-up in 1960.
- In addition reaching two Final Fours under Pete Newell, Nibs Price guided Cal to the 1946 Final Four.
- Cal has a 20-18 record in NCAA Tournament games, including a 12-6 mark in opening-round games.
- After going 30 years between appearances, Cal has advanced to the NCAA Tournament 13 times since 1990.
- Cal has faced 34 teams in 38 NCAA Tournament games, playing only Cincinnati (2-0), Idaho State (2-0), North Carolina State (1-1) and Ohio State (0-2) twice.



*Forward Tony Gonzalez, who now plays tight end for the Atlanta Falcons in the NFL, scored 23 points in Cal's win over Villanova in the second round of the 1997 NCAA Tournament.*



## -A-

Abrahams, Joe (6-3, Los Angeles, CA), 2003  
 Abdur-Rahim, Shareef (6-10, Marietta, GA), 1996  
 Albright, Bob (6-8, San Antonio, TX), 1969, 70  
 Addison, Carlos (6-3, Oakland, CA), 1979, 80  
 Alameida, Robert, 1940, 41, 42  
 Albo, Bob (6-4, Berkeley, CA), 1952, 53, 54  
 Allen, Brady (6-4, Oakland, CA), 1973, 74  
 Amoke, Omondi (6-7, Oxnard, CA), 2009, 10  
 Anderson, Bob (6-0, St. Paul, MN), 1946  
 Anderson, Don (6-1, Los Angeles, CA), 1975  
 Anderson, H.T., 1919, 20, 21  
 Anderson, Jerry (6-5, Burbank, CA), 1953, 54  
 Anderson, Ryan ((6-10, El Dorado Hills, CA), 2007, 08  
 Anuluoha, Okwi (6-4, Los Angeles, CA), 1993  
 Armstrong, Lance (6-3, Santa Maria, CA), 1972  
 Arrillaga, Gabe (6-1, Inglewood, CA), 1955, 56, 57  
 Arth, Leland, 1945  
 Arnold, Bob, 1943  
 Ashcraft, Jim (5-11, Sacramento, CA), 1965, 66  
 Ashley, George (6-1, Vista, CA), 1993  
 Asplund, Duane (6-7, Kingsburg, CA), 1956, 57  
 Avalos, Frank (6-6, San Francisco, CA), 1983  
 Averbuck, Ned (6-4, Los Angeles, CA), 1960, 61

## -B-

Bailey, James, 1940, 41, 42  
 Bak, Bak (6-9, Wau Sudan), 2011, 12, 13  
 Ballmer, Bruce (6-2, Monterey Park, CA), 1962, 63, 64  
 Balsley, Ray, 1935, 36, 37  
 Bauer, Fred, 1935  
 Beatie, Jim (6-7, Hillsboro, OR), 1984, 85, 86, 88  
 Beeuwsaert, Matt (6-6, Santa Ana, CA), 1988, 89  
 Begovich, Dan (6-7, Burlingame, CA), 1978  
 Behrens, Christian (6-9, Maple Valley, WA), 2012, 13  
 Belasco, Harold, 1924, 25  
 Bell, Thomas, 1941  
 Benson, Rod (6-10, San Diego, CA), 2003, 04, 05, 06  
 Bertelsman, Dennis (6-0, Salinas, CA), 1957  
 Bickerton, Walter, 1938, 39, 40  
 Biggerstaff, William, 1938, 39, 40  
 Biles, Robert, 1940, 41, 42  
 Bird, Carl (6-8, Portland, OR), 1975, 76  
 Blackwell, Waddell (6-1, Homestead, PA), 1968, 69

Blake, Bob (6-2, Long Beach, CA), 1954, 55, 56  
 Bodipo-Memba, Jose (6-3, Novato, CA), 1996  
 Bond, Erik (6-7, Seattle, WA), 2003  
 Bose, Rick (6-2, San Jose, CA), 1983  
 Boyd, Carl (6-5, Beloit, WI), 1999  
 Boykin, Jamal (6-8, Los Angeles, CA), 2008, 09, 10  
 Branham, Richard (6-5, Arleta, CA), 1990, 91, 92, 93  
 Brashears, Rich (6-4, San Jose, CA), 1988, 89  
 Brigham, Andrew (6-6, San Francisco, CA), 1988, 89, 90, 91  
 Brown, Bob (6-4, Pasadena, CA), 1955  
 Brown, Harry (6-4, Richmond, CA), 1971, 72  
 Brutocao-Kemp, David (5-11, Oakland, CA), 2003  
 Buch, Al (6-2, North Hollywood, CA), 1957, 58, 59  
 Buckley, Monty (6-6, Sacramento, CA), 1992, 93, 94, 95  
 Butenschoen, Jim (6-2, Grass Valley, CA), 1960  
 Butler, Bernard, 1923  
 Butler, Buzz (6-8, Santa Cruz, CA), 1981, 82, 85  
 Butler, Dave (6-9, Rancho Palos Verdes, CA), 1983, 84, 86, 87  
 Butts, Milton, 1927

## -C-

Caiazza, Bill (5-10, Huntington Beach, CA), 1996  
 Callow, Merrill, 1945  
 Campanelli, Kyle (6-3, Moraga, CA), 1992  
 Capehart, Jeff (6-3, San Marino, CA), 1981, 82, 83  
 Carlisle, Chester, 1936, 37, 38  
 Carlisle, Geno (6-3, Grand Rapids, MI), 1998, 99  
 Carlson, Tom, 1943  
 Carpenter, Chris (6-8, El Cerrito, CA), 1962, 63, 64  
 Carson, John (6-6, Irvine, CA), 1979  
 Carter, Nigel (6-4, Los Angeles, CA), 2011  
 Carty, John (6-10, Corvallis, OR), 1988, 90  
 Carver, Vernon, 1925, 26  
 Caselli, John (6-3, South San Francisco, CA), 1977, 78, 79  
 Chalian, Raffi (5-11, Whittier, CA), 2012  
 Chalmers, Robert, 1937, 38, 39  
 Chang, Richard (6-6, Huntington Beach, CA), 1983, 85, 86  
 Chavez, Michael (5-9, Downey, CA), 1980, 81, 82, 83  
 Chenier, Phil (6-4, Berkeley, CA), 1970, 71  
 Christopher, Patrick (6-5, Compton, CA), 2007, 08, 09, 10  
 Clymer, Paul, 1927, 28, 29  
 Clyne, George, 1945  
 Coakley, Thomas, 1929  
 Cobbs, Justin (6-2, Los Angeles, CA), 2012, 13

Coffield, Joel, 1929, 30, 31  
 Conrad, Wayland, 1941  
 Cooper, Harold, 1922, 23  
 Copland, Duncan, 1935  
 Corbin, LaVerne, 1927, 28, 29  
 Cordes, Harry, 1935, 36  
 Coughlan, William, 1932, 33, 34  
 Coughran, John (6-6, San Jose, CA), 1971, 72, 73  
 Crabbe, Allen (6-6 Los Angeles, CA), 2011, 12, 13  
 Creighton, Mark (6-3, Conroe, TX), 1977  
 Critchfield, Russ (5-10, Salinas, CA), 1966, 67, 68  
 Crowley, John, 1932, 33  
 Cuff, Thomas, 1919, 20  
 Cuneo, Gordon (6-3, San Francisco, CA), 1943, 48

## -D-

Dable, Robert, 1943, 47  
 Dalton, Bob (6-3, San Leandro, CA), 1958, 59  
 David, Dick, 1937  
 Davis, Thurston, 1941, 42  
 Davis, Tyrone (6-1, Compton, CA), 1978  
 Davis, William, 1930, 31  
 Dean, Beach, 1927, 29  
 Dean, Les (6-2, San Gabriel, CA), 1946, 48  
 Diamond, Irwin, 1942  
 Diaz, Mike (5-11, Fairfield, CA), 1955, 56, 57  
 Dickey, Mark (6-11, Woodside, CA), 1975, 76  
 Dickinson, Roger (6-2, El Cerrito, CA), 1972  
 Diggs, A.J. (5-9, Long Beach, CA), 2001, 02, 03, 04  
 Dixon, George, 1927  
 Doan, Jim (6-2, South Pasadena, CA), 1952  
 Donahue, Ed (6-6, Oakland, CA), 1961, 62  
 Dorado, Leo (6-1, San Leandro, CA), 1970, 71  
 Dougery, Edward, 1938  
 Dougery, James, 1927, 28  
 Doughty, Dick (6-8, Oakland, CA), 1959, 60  
 Douthit, Taylor, 1922, 23, 24  
 Dreher, Billy (6-4, Grand Junction, CO), 1991, 92  
 Dresel, Skip (6-5, Napa, CA), 1953  
 Drew, Ryan (6-2, Seattle, WA), 1988, 89, 90, 91  
 Duck, Randy (6-2, Garland, TX), 1994, 95, 96, 97  
 Duffy, Robert, 1937  
 Durkee, Wilfred, 1942, 47  
 Duvaras, Jim (6-1, San Francisco, CA), 1949  
 Duwe, Bill (6-5, Pasadena, CA), 1969, 70, 72

## -E-

Eggleston, Arthur, 1921, 22, 23  
 Eifert, Hal, 1932, 33, 34  
 Eisan, Lee, 1927

Elleby, Bill (6-3, Seattle, WA), 1989, 90, 91, 92  
 Elson, Francisco (7-0, Rotterdam, the Netherlands), 1998, 99  
 Embury, Philip, 1917, 18  
 Englehard, Gregory, 1933, 34  
 Erickson, Myron (6-5, Orland, CA), 1964, 66, 67

## -F-

Famulener, Conor (6-5, Walnut Creek, CA), 2001, 02, 03, 04  
 Farley, William, 1942  
 Farrell, James, 1944, 45  
 Fassette, Quincy (6-8, Cheyenne, WY), 1977  
 Feiling, Robert, 1935  
 Fetcher, Lane, 1926, 27, 28  
 Filley, Rob (6-4, Santa Ana, CA), 2012  
 Fisher, Roy (6-7, Renton, WA), 1988, 89, 90, 91  
 Fitzpatrick, Dennis (6-0, Costa Mesa, CA), 1958, 59  
 Flegal, Ralph, 1939  
 Flodberg, Fred, 1918, 21  
 Forehan-Kelly, Ryan (6-5, Irvine, CA), 1999, 2000, 01, 02  
 Forehan-Kelly, Tashaan (6-3, Irvine, CA), 2002, 03  
 Foster, Daniel, 1917  
 Fowlkes, Tremaine (6-7, Los Angeles, CA), 1995, 96  
 Friend, Larry (6-4, Los Angeles, CA), 1955, 56, 57  
 Froeschle, Bob (6-5, San Francisco, CA), 1951

## -G-

Gaines, Trent (6-2, Long Beach, CA), 1968  
 Galvin, Garrett (6-4, Rancho Santa Fe, CA), 2013  
 Gardner, Jelani (6-6, West Covina, CA), 1995, 96  
 Garetson, William, 1938, 41  
 Gates, Dennis (6-3, Chicago, IL), 1999, 2000, 01, 02  
 Gaufo, Gary (5-9, Pinole, CA), 1988  
 Geli, Jordi (6-10, Girona, Spain), 2003, 04  
 Gibbons, Earle (6-4, Bakersfield, CA), 1949, 50, 51  
 Gill, Mike (6-6, Washington, DC), 1998, 99  
 Gillespie, Walt (6-3, San Rafael, CA), 1977, 78, 79, 80  
 Gillis, Tandy (6-6, Long Beach, CA), 1959, 60  
 Goldenson, Lewis, 1937, 38  
 Gonzalez, Tony (6-6, Seal Beach, CA), 1995, 96, 97  
 Goode, Cyrus (6-2, East Palo Alto, CA), 2004  
 Gordon, Shahar (6-10, Tel Aviv, Israel), 1999, 2000  
 Gorman, Weston, 1931  
 Granger, Clarence, 1931  
 Graves, Brendan (6-10, Victoria, BC), 1992, 93  
 Gray, Clay (6-7, Newton, KN), 1951, 52, 53

Gray, Ed (6-3, Riverside, CA), 1996, 97  
 Green, Russell, 1919, 20, 21  
 Greenleaf, Tom (5-11, Berkeley, CA), 1952, 53  
 Gregory, Canoy, 1927, 28, 29  
 Griffith, Jim (6-7, Glendale, CA), 1974, 76, 77, 78  
 Grigsby, Alfred (6-9, Houston, TX), 1992, 93, 95, 97  
 Grout, Jack (6-5, Visalia, CA), 1957, 58, 59  
 Grul, William, 1919  
 Guinn, Brian (6-2, Berkeley, CA), 1980  
 Gutierrez, Jorge (6-3, Chihuahua, Mexico), 2009, 10, 11, 12

## -H-

Haase, Jerod (6-2, South Lake Tahoe, CA), 1993  
 Hagler, Bill (6-3, San Francisco, CA), 1949, 50, 51  
 Hagler, Joe (6-8, San Francisco, CA), 1955, 56, 57  
 Haley, Darrell (6-7, Fairfax, CA), 1980, 81, 82, 83  
 Hanger, Chuck (6-5, Berkeley, CA), 1947, 48  
 Hardin, DeVon (6-10, Fremont, CA), 2005, 06, 07, 08  
 Harrell, Sean (5-11, Santa Cruz, CA), 1988, 89, 90, 91  
 Harrison, Taylor (6-10, San Clemente, CA), 2007  
 Hawthorne, Rickie (6-3, Los Angeles, CA), 1973, 74, 76  
 Hay, Richard, 1934, 35  
 Hays, Butch (6-4, Playa Del Rey, CA), 1981, 82, 83, 84  
 Henderson, Dick, 1943, 44  
 Henderson, Mike (6-6, East Lansing, MI), 1965  
 Henderson, Tom (6-5, Piedmont, CA), 1968, 69, 70  
 Hendrick, Brian (6-9, Walnut, CA), 1990, 91, 92, 93  
 Henriksen, Don (6-6, Palo Alto, CA), 1950  
 Herwig, Bob, 1935, 36, 37  
 Hess, Frank (6-2, San Francisco, CA), 1954, 55, 56  
 Higgins, John, 1944  
 Higgins, William, 1925, 26  
 Hillsman, Ralph, 1937  
 Hiskey, Claude, 1943, 44  
 Hjelte, George, 1917  
 Hoagland, Frank (6-4, San Francisco, CA), 1951, 52  
 Hodes, Irwin, 1940, 41  
 Hogeboom, Bob (6-1, Oakland, CA), 1945, 46, 47  
 Holcomb, Lowell (6-8, Los Angeles, CA), 1946  
 Holland, Mel (6-3, San Jose, CA), 1979  
 Holmes, Benton, 1925, 26  
 Holt, Howard (6-2, Los Angeles, CA), 1964, 65  
 Honnen, Ed, 1945  
 Hooper, Wayne, 1944

Horan, Larry (6-4, Oakland, CA), 1951, 52  
 Howard, Wally, 1945  
 Howell, Wes (6-3, Hayward, CA), 1981, 82  
 Hughes, Gabriel (6-11, Carson, CA), 2001, 02, 03, 04  
 Hughes, Solomon (6-11, Carson, CA), 1999, 2000, 01, 02  
 Huling, Jeff (6-5, Eugene, OR), 1984, 85, 86, 87  
 Hunn, Richard, 1944  
 Hunt, Leroy, 1937, 38  
 Huovinen, Harold, 1924

## -I-

Imhoff, Darrall (6-10, Alhambra, CA), 1958, 59, 60

## -J-

Jackson, Sean (6-5, Seaside, CA), 1997, 98  
 Jamison, Ryan (6-11, Los Angeles, CA), 1992, 93, 94, 95  
 Javius, Eddie (6-6, San Mateo, CA), 1984, 85, 86, 87  
 Jenkins, LeVord (6-0, Inglewood, CA), 1986  
 Jensen, Don, 1935, 36, 37  
 Johnson, Bob (6-3, Turlock, CA), 1971, 72  
 Johnson, Charles (6-0, Redwood City, CA), 1969, 70, 71  
 Johnson, Clarence (6-6, San Antonio, TX), 1968, 69, 70  
 Johnson, Gary (6-6, Kingsburg, CA), 1951  
 Johnson, Kahlil (6-7, Los Angeles, CA), 2013  
 Johnson, Kevin (6-1, Sacramento, CA), 1984, 85, 86, 87  
 Johnson, Milky (5-10, Menlo Park, CA), 1967  
 Johnson, Stanley, 1942, 43, 47  
 Johnson, Stevie (6-9, Baltimore, MD), 1993  
 Jones, Akili (6-0, San Francisco, CA), 1991, 92, 93, 94  
 Jones, George, 1944  
 Jones, Kenyon (6-10, Savannah, GA), 1996, 97, 98  
 Jones, Larry (6-0, Ontario, CA), 1953, 54  
 Jones, Robbie (6-3, Sacramento, CA), 1998, 99, 2000

## -K-

Kallenberger, Wendell (6-6, Garden Grove, CA), 1970  
 Kamp, Harper (6-8, Mesa, AZ), 2008, 09, 11, 12  
 Kapp, Joe (6-3, Newhall, CA), 1957, 58  
 Kately, Marquise (6-5, San Francisco, CA), 2004, 05  
 Keaton, Dee (6-2, Spokane, WA), 1947, 48  
 Kellar, Bill (6-5, San Leandro, CA), 1973, 74  
 Kennedy, Charlie (6-0, Los Angeles, CA), 1965  
 Kennedy, Douglas, 1942  
 Kenney, Frank, 1934  
 Kidd, Jason (6-4, Oakland, CA), 1993, 94  
 Kilgore, Thomas (6-2, Grand Rapids, MI),

1998, 99  
 Kim, Kirk (5-7, El Cerrito, CA), 1998, 99  
 Kincaid, Aubrey, 1923, 24  
 King, Raymond (5-10, El Cerrito, CA),  
 1998, 99, 2000  
 Kintana, Joseph, 1931, 32  
 Klemmer, Grover, 1943  
 Knezevic, Nikola (6-2, Belgrade, Serbia-  
 Montenegro), 2006, 08, 09, 10  
 Koenitzer, Bart (6-10, Corvallis, OR), 1987  
 Kopke, John, 1935  
 Kravish, David (6-9, Lee's Summit, MO),  
 2012, 13  
 Kreklow, Ricky (6-6, Columbia, MO), 2013  
 Kretsinger, Dick (6-3, Oakland, CA), 1949,  
 50  
 Krupsky, Sam (6-10, Philadelphia, PA),  
 1973, 74  
 Kulonen, Kari (6-5, Forssa, Finland), 1985  
 Kuzminskas, Saulius (6-11, Vilnius, Lithu-  
 ania), 2001  
 Kyte, Alwin (6-1, Oakland, CA), 1954, 55

## -L-

Labagh, Justin (6-5, San Francisco, CA),  
 1996, 97, 98  
 Ladar, Samuel, 1925  
 Lafaille, Merve (6-0, Oakland, CA), 1941,  
 42, 46  
 Lampley, Sean (6-7, Chicago, IL), 1998,  
 99, 2000, 01  
 Langford, Kevin (6-7, Ft. Worth, TX) 2005  
 Langley, Jim (6-3, Salinas, CA), 1959  
 Larkey, Jefferson, 1921, 22, 23  
 Larner, Dick (6-4, Berkeley, CA), 1946  
 Larriue, Edmond, 1929  
 Lauer, Don (6-2, Berkeley, CA), 1962, 63  
 Lee, Rock (6-10, San Diego, CA), 1974,  
 75, 76  
 Legans, Shantay (5-10, Goleta, CA),  
 2000, 01, 02  
 Lehane, Louis, 1922, 23, 24  
 Lerond, Jack (6-1, Stockton, CA), 1945, 46  
 Lewis, Denny (5-11, San Francisco, CA),  
 1962, 63  
 Lien, Matt (6-9, LaHabra, CA), 1991  
 Lilot, Maurice, 1937, 38  
 Lingle, Morgan (6-2, Ramona, CA), 1998,  
 99, 2000, 01  
 Lippstreu, Ed (6-2, Fairfield, CA), 1951, 52  
 Long, Eric (6-1, Stockton, CA), 1971, 72,  
 73  
 Lord, Tom (6-4, Cupertino, CA), 1981, 82  
 Loveday, Paul (6-10, Bakersfield, CA),  
 1969  
 Lucas, Ray (5-11, Fortuna, CA), 1945, 48  
 Luce, David, 1935, 36  
 Lucich, Gary (6-5, Eureka, CA), 1973  
 Lufkin, Dan (6-1, Alameda, CA), 1963, 64

## -M-

Majors, O. Cort, 1920, 21, 22  
 Mann, Ernie, 1943  
 Mann, Jerry (6-2, San Francisco, CA),  
 1959, 60  
 Marks, Sean (6-11, Auckland, New Zea-  
 land), 1995, 96, 97, 98

Mastrov, Bert (6-4, Los Angeles, CA),  
 1954, 55  
 Matheny, Bob (5-11, San Francisco, CA),  
 1950, 53, 54  
 Mayne, Cliff (5-11, Berkeley, CA), 1954, 55  
 McClintock, Bill (6-4, Milwaukee, WI),  
 1959, 60, 61  
 McCoy, William, 1929  
 McDonough, Eric (6-9, Danville, CA),  
 1989, 90, 91  
 McGaffey, Stephen, 1934  
 McGee, John, 1940, 41  
 McGruder, Prentice (6-3, Benton Harbor,  
 MI), 1996, 97  
 McGuire, Dominic (6-7, San Diego, CA),  
 2004, 05  
 McIntosh, Don (6-6, Los Angeles, CA),  
 1956, 57, 58  
 McKeen, Bob (6-7, Piedmont, CA), 1952,  
 53, 54, 55  
 McKeen, Ev (6-3, Piedmont, CA), 1955,  
 57  
 McNamara, Mark (6-11, Santa Clara, CA),  
 1981, 82  
 McQueen, Anwar (6-1, Washington, DC),  
 1994, 95, 96, 97  
 Meek, Dave, 1933, 34, 35  
 Meier, Carl (6-8, Bakersfield, CA), 1972,  
 73, 74  
 Melby, Henry, 1941  
 Meyers, Ryan (6-7, Orinda, CA), 1998, 99,  
 2000  
 Midgley, Richard (6-1, Burgess Hill, Eng-  
 land), 2003, 04, 05, 06  
 Miller, Mike (6-0, Moraga, CA), 1974, 76,  
 77  
 Mills, Walter, 1928  
 Mitchell, Charles (6-9, New Albany, IN),  
 1978  
 Morgan, Dudley, 1939, 40  
 Morgans, Philip, 1935  
 Morrison, Stan (6-7, Bellflower, CA), 1960,  
 61  
 Moser, Ray (5-11, Lodi, CA), 1952, 53  
 Mota, Gus, 1945  
 Motola, Pat (6-8, Mountain View, CA),  
 1974, 75  
 Mower, Art (5-11, Sacramento, CA), 1946  
 Murdock, Dana, 1933  
 Murray, Emerson (6-6, Vancouver, British  
 Columbia), 2011, 2012  
 Murray, Lamond (6-7, Fremont, CA), 1992,  
 93, 94  
 Murry, Ray (6-5, Wichita, KS), 1976, 77

## -N-

Nealson, Willis, 1930  
 Nelson, Richard, 1944  
 Nemechek, Bob (6-1, Berkeley, CA), 1958  
 Nichols, Dave (6-0, Lodi, CA), 1949, 50  
 Norton, W.D., 1917, 18

## -O-

Oglivie, Bill, 1939, 40  
 Ohashi, Ted, 1931, 32, 33  
 Oliver, Joe, 1943

Olson, Raymond, 1934, 35, 36  
 Olson, Robby (6-1, Sacramento, CA),  
 1964, 65, 66  
 O'Neil, Paul, 1922, 23, 24  
 O'Neill, Mike (6-3, Berkeley, CA), 1949  
 Ortmann, Hartmut (6-8, Bremerhaven,  
 West Germany), 1987, 88, 89  
 Owen, Bob (6-4, Lake Oswego, OR),  
 1980, 81, 82, 83  
 Owens, Joe (6-3, Los Angeles, CA), 1995,  
 96

## -P-

Panawek, Steve (6-5, Moraga, CA), 2003  
 Paris, David (6-9, Modesto, CA), 2003,  
 04, 05  
 Payne, Jim (6-4, Long Beach, CA), 1949,  
 50  
 Pearson, Ed (6-0, Richmond, CA), 1960  
 Penfield, Myron, 1917  
 Perkins, Charlie (6-2, Alameda, CA),  
 1965, 66, 67  
 Peterson, Basil, 1927, 28  
 Peterson, Jerry (6-3, Grass Valley, CA),  
 1951, 52  
 Pitts, Michael (6-11, National City, CA),  
 1980, 81, 83, 84  
 Potter, Sam (6-7, Los Angeles, CA), 1981  
 Powe, Leon (6-8, Oakland, CA), 2004, 06  
 Powers, Jeff (6-7, Clayton, CA), 2011,  
 2012, 13  
 Presley, Bob (6-11, Detroit, MI),  
 1968, 69  
 Pribble, Alex (6-4, Fairfax, CA), 2004, 07  
 Pursel, Kenneth, 1929, 30

## -R-

Raher, Cassidy (5-10, San Francisco, CA),  
 1997, 98, 99, 2000  
 Randle, Jerome (5-10, Chicago, IL), 2007,  
 08, 09, 10  
 Ransom, Gene (5-9, Berkeley, CA), 1976,  
 77, 78  
 Rathbone, Carlton, 1935, 36  
 Raugust, Jerry (6-3, Lodi, CA), 1954  
 Read, Jack, 1931, 32, 33  
 Reyes, Andre (6-11, Manning, SC), 1989,  
 90, 91  
 Ricksen, John (6-3, Berkeley, CA), 1951,  
 52, 53  
 Ricksen, Rupe (6-3, Berkeley, CA), 1951,  
 53, 53  
 Ridgle, Jackie (6-4, Altheimer, AK), 1969,  
 70, 71  
 Riemcke, Cal (6-3, Martinez, CA), 1946, 48  
 Ritchie, John (6-9, Downey, CA), 1980,  
 82, 83, 84  
 Roberts, K.J. (5-11, Kent, WA), 1992, 93,  
 95  
 Robertson, Theo (6-5, Pittsburg, CA),  
 2006, 07, 09, 10  
 Robinson, Earl (6-1, Berkeley, CA), 1956,  
 57, 58  
 Robinson, Ethan (6-8, Cerritos, CA), 1985  
 Robinson, Nican (5-10, Oakland, CA), 2009  
 Rocker, Jack, 1942, 43, 47

Rucker, Ed (6-7, North Hollywood, CA), 1962  
 Rudow, Ted (6-8, Atherton, CA), 1972  
 Ruebel, Tom (6-3, Alameda, CA), 1949  
 Russell, Edward, 1936  
 Rutherford, Robert, 1945

## -S-

Saffores, Orell, 1942  
 Salmina, Elmer, 1919, 21  
 Sampson, Jamal (6-11, Inglewood, CA), 2002  
 Sanders-Frison, Markhuri (6-7, Portland, OR), 2010, 11  
 Sandner, Herbert, 1918  
 Saxby, Lewis, 1945  
 Schneider, Earle (6-5, Van Nuys, CA), 1958  
 Schneiderjohn, Tom (6-11, Fountain Valley, CA), 1976, 77, 78, 79  
 Schram, Vance (6-3, San Mateo, CA), 1973  
 Sears, Ernie (6-2, Los Angeles, CA), 1984, 85, 86, 87  
 See, Bob (6-0, Berkeley, CA), 1950, 51  
 Seeley, D.J. (6-4, Stockton, CA), 2009, 10  
 Seifert, Lawrence, 1931, 32, 33  
 Sharp, LeRoy, 1917, 18  
 Shipp, Joe (6-5, Los Angeles, CA), 2000, 01, 02, 03  
 Shirk, Harvey, 1939  
 Shultz, Earl (6-4, South Gate, CA), 1959, 60, 61  
 Shumway, Jack (6-0, Phoenix, AZ), 1949  
 Shutt, Stephen, 1944  
 Simpson, Bernie (6-0, Omaha, NE), 1956, 57, 59  
 Singleton, Kevin (6-6, Oakland, CA), 1977, 78, 79, 81  
 Smart, Francis, 1932  
 Smith, Brandon (5-11, San Ramon, CA), 2010, 11, 12, 13  
 Smith, Dick (6-0, Gilroy, CA), 1961, 62, 63  
 Smith, Donte (6-2, Washington, DC), 2000, 01, 02, 03  
 Smith, James A. (6-5, Santa Cruz, CA), 1962, 63  
 Smith, James W. (6-5, Vallejo, CA), 1946, 47, 48  
 Smith, Keith (6-4, Portland, OR), 1987, 88, 89, 90  
 Smith, LaDay (6-7, Pasadena, CA), 1991  
 Smith, Leroy (6-7, Los Angeles, CA), 1983  
 Smith, Martin (5-11, Escondido, CA), 2003, 04, 05  
 Smith, Steve (6-3, Santa Cruz, CA), 1964, 66  
 Solomon, Richard (6-10, Los Angeles), 2011, 12, 13  
 Sparks, Kevin (6-1, Compton, CA), 1979, 80  
 Spencer, Eldridge, 1917, 18  
 Sproul, Johnny, 1943  
 Squeri, Ray (6-1, San Francisco, CA), 1950, 51  
 Stafford, Dave (6-3, Concord, CA), 1960, 61

Stansky, Milton, 1933, 34  
 Steckel, Bruce (6-7, Portola Valley, CA), 1966, 67  
 Stephens, J.T. (6-0, San Francisco, CA), 1997, 98, 99, 2000  
 Sterling, George (6-4, Oakland, CA), 1958  
 Stevens, Leonard, 1929  
 Stewart, Michael (6-10, Sacramento, CA), 1994, 95, 96, 97  
 Stewart, Scott (6-7, Berkeley, CA), 1977  
 Stone, Ralph, 1931, 32  
 Stout, Wayne (6-6, Orem, UT), 1973  
 Stow, Don (6-5, San Francisco, CA), 1951  
 Strader, Earl (6-1, Oakland, CA), 1947, 48  
 Symes, Harold, 1919, 20, 21  
 Symes, John, 1920, 21, 22

## -T-

Talt, John, 1923, 24  
 Tamberg, Dick (6-5, San Francisco, CA), 1952, 53, 54  
 Tamir, Amit (6-11, Jerusalem, Israel), 2002, 03, 04  
 Tamm, Roy, 1940, 41, 42  
 Taylor, Leonard (6-8, Inglewood, CA), 1985, 86, 87, 89  
 Taylor, Michael (6-4, Redding, CA), 1985, 86  
 Ten Eyck, Perry, 1929, 30  
 Terry, John (6-5, Emporia, KS), 1974, 75  
 Thilgen, Jeff (6-4, San Francisco, CA), 1982, 83, 84, 85  
 Thomas, Ivor, 1939  
 Thompson, Bill (6-1, Alameda, CA), 1949, 50, 51  
 Thompson, Ken (6-6, Woodland Hills, CA), 1974, 75, 76  
 Thompson, Lloyd, 1924  
 Thompson, Mark (6-4, Santa Rosa, CA), 2003  
 Thurm, David, 1942, 43  
 Thurman, Robert (6-10, North Edwards, CA) 2012, 13  
 Tripp, Wilson, 1927, 28, 30  
 True, Doug (6-7, Concord, CA), 1977, 78, 79, 80  
 Truitt, Ansley (6-9, San Francisco, CA), 1970, 71, 72  
 Tryon, Thomas (6-4, Los Angeles, CA), 1948  
 Tveitmoe, Neale (6-2, Berkeley, CA), 1950, 51

## -U-

Ubaka, Ayinde (6-2, Oakland, CA), 2004, 05, 06, 07  
 Unruh, Eric (6-6, Orinda, CA), 1965, 66, 67

## -V-

Vaaler, Erik (6-8, Napa, CA), 1974  
 Vander Laan, Nick (6-10, Sacramento, CA), 2000, 01  
 Vendt, Carl, 1930, 31, 32  
 Vial, Eric (6-11, Susanville, CA), 1978, 79  
 Vieille, Rachard, 1942  
 Vierneisel, Eric (Algonquin, IL) 2005, 06, 07, 08

Vilotti, Doug (6-7, Ukiah, CA), 1974, 75, 76  
 Vollom, Dennis (6-3, Anaheim, CA), 1962  
 Vortman, Dick (6-5, San Francisco, CA), 1965, 66

## -W-

Walker, Bob (6-3, Oakland, CA), 1947, 48, 49, 50  
 Walker, George (6-2, Oakland, CA), 1946, 47, 48  
 Walker, Keith (6-5, Brea, CA), 1991  
 Wall, Camden (6-10, Los Gatos, CA), 1963, 64  
 Wallace, Tyrone (6-4, Bakersfield, CA), 2013  
 Walton, Bryant (6-4, Santa Ana, CA), 1987, 88, 89, 90  
 Wardell, John (7-0, Pasadena, CA), 1965  
 Washburn, Steve (6-2, Turlock, CA), 1977  
 Washington, Chris (6-1, Carson, CA), 1984, 85, 86, 87  
 Watson, Francis, 1926, 27  
 Watterson, Stu (6-7, San Francisco, CA), 1967, 68  
 Weaver, Don (6-6, Burlingame, CA), 1974  
 Weber, Walter, 1929, 30  
 Weld, John (6-3, San Pedro, CA), 1962  
 Wemple, Murray, 1933  
 Wendell, Bob (6-0, Menlo Park, CA), 1960, 61  
 West, Ronnie (6-2, Phoenix, AZ), 2001, 02  
 Wethers, Brian (6-5, Murietta, CA), 2000, 01, 02, 03  
 Wheeler, Jon (6-7, Petaluma, CA), 1986, 87  
 White, Bobby (5-10, Santa Maria, CA), 1969, 70, 71  
 White, Connie (6-4, Trenton, NJ), 1975, 76  
 White, Floyd (6-2, San Rafael, CA), 1954  
 Whitfield, Carl (6-4, Oroville, CA), 1977  
 Wilhite, Phil (5-9, Oakland, CA), 1978, 79, 80  
 Wilkes, Jordan (6-11, Los Angeles, CA), 2006, 08, 09  
 Wilkes, Omar (6-4, Los Angeles, CA), 2006, 07  
 Williams, Dave (5-10, Orinda, CA), 1962  
 Winetrub, Al (5-11, San Francisco, CA), 1955  
 Wolfe, Andy (6-1, Berkeley, CA), 1946, 47, 48  
 Wolfe, Bob (6-5, Piedmont, CA), 1966, 67, 68  
 Wolthers, Dan (6-4, Redlands, CA), 1963, 64, 65  
 Works, Pierce, 1917, 20  
 Wray, Jim, 1945, 46 (5-11, Blackfoot, ID)  
 Wueste, Bob (6-7, Carlsbad, CA), 1962, 63, 64

## -Y-

Young, Jay (6-9, Englishtown, NJ), 1975, 76

## -Z-

Zhang, Max (7-3, Yantai, China), 2009, 10

**GOLDEN BEARS IN THE NBA DRAFT**

**FIRST ROUND**

- Darrall Imhoff, New York Knicks ..... 1960, 3rd overall
- Phil Chenier, Baltimore Bullets ..... 1971, supplemental draft
- Mark McNamara, Philadelphia 76ers ..... 1982, 22nd overall
- Kevin Johnson, Cleveland Cavaliers ..... 1987, 7th overall
- Jason Kidd, Dallas Mavericks ..... 1994, 2nd overall
- Lamond Murray, Los Angeles Clippers ..... 1994, 7th overall
- Shareef Abdur-Rahim, Vancouver Grizzlies ..... 1996, 3rd overall
- Ed Gray, Atlanta Hawks ..... 1997, 22nd overall
- Ryan Anderson, New Jersey Nets ..... 2008, 21st overall



*Leon Powe*



*Jason Kidd*



*Shareef Abdur-Rahim*

**SECOND ROUND**

- Larry Friend, New York Knicks (1957)
- Sean Marks, New York Knicks (1998)
- Francisco Elson, Denver Nuggets (1999)
- Sean Lampley, Chicago Bulls (2001)
- Jamal Sampson, Milwaukee Bucks (2002)
- Leon Powe, Boston Celtics (2006)
- DeVon Hardin, Seattle SuperSonics (2008)
- Allen Crabbe, Portland Trail Blazers (2013)

**THIRD ROUND**

- Jackie Ridgle, Cleveland Cavaliers (1971)
- Ansley Truitt, New York Knicks (1972)
- Doug True, Phoenix Suns (1980)

**FIFTH ROUND**

- John Coughran, Cleveland Cavaliers (1973)
- Carl Bird, Golden State Warriors (1976)
- Connie White, Atlanta Hawks (1976)
- Dave Butler, Boston Celtics (1987)

**SIXTH ROUND**

- Bob Dalton, Syracuse Nationals (1959)
- Paul Loveday, Baltimore Bullets (1969)
- Charles Johnson, Golden State Warriors (1971)
- Kevin Singleton, Los Angeles Lakers (1981)



*Francisco Elson*

**SEVENTH ROUND**

- Dick Doughty, New York Knicks (1960)
- Brady Allen, Golden State Warriors (1974)
- Butch Hays, Chicago Bulls (1984)
- Michael Pitts, San Antonio Spurs (1984)

**EIGHTH ROUND**

- Dan Wolters, San Francisco Warriors (1965)

**NINTH ROUND**

- Bill Duwe, Golden State Warriors (1972)
- Carl Meier, Golden State Warriors (1974)
- Gene Ransom, Golden State Warriors (1979)

**11TH ROUND**

- Bob Presley, Milwaukee Bucks (1969)

**12TH ROUND**

- Earl Shultz, New York Knicks (1961)
- Bob Wolfe, San Francisco Warriors (1968)

**17TH ROUND**

- Tandy Gillis, New York Knicks (1960)

**GOLDEN BEARS IN THE PROS**

**SHAREEF ABDUR-RAHIM**

Vancouver Grizzlies (1996-2001)  
 Atlanta Hawks (2001-04)  
 Portland Trail Blazers (2004-05)  
 Sacramento Kings (2005-08)

**RYAN ANDERSON**

New Jersey Nets (2008-09)  
 Orlando Magic (2009-12)  
 New Orleans Hornets (2012-present)

**CHET CARLISLE**

Chicago Stags (1946-47)

**GENO CARLISLE**

Portland Trail Blazers (2004-05)

**PHIL CHENIER**

Baltimore/Capital/Washington Bullets (1971-80)  
 Indiana Pacers (1980)  
 Golden State Warriors (1980-81)

**JOHN COUGHRAN**

Golden State Warriors (1979-80)

**ALLEN CRABBE**

Portland Trail Blazers (2013-present)

**RUSS CRITCHFIELD**

Oakland Oaks (1968-69, ABA)

**FRANCISCO ELSON**

Denver Nuggets (2003-06)  
 San Antonio Spurs (2006-2008)  
 Seattle SuperSonics (2008)  
 Milwaukee Bucks (2008-2010)  
 Philadelphia 76ers (2010)  
 Utah Jazz (2010-11)  
 Philadelphia 76ers (2012)

**LARRY FRIEND**

New York Knicks (1957-58)

**ED GRAY**

Atlanta Hawks (1997-99)

**DONALD HENRIKSEN**

Baltimore Bullets (1952-53, 54-55)  
 Rochester Royals (1955)

**DARRALL IMHOFF**

New York Knicks (1960-62)  
 Detroit Pistons (1962-64)  
 Los Angeles Lakers (1964-68)  
 Philadelphia 76ers (1968-70)  
 Cincinnati Royals (1970-72)  
 Portland Trail Blazers (1972)

**CHARLES JOHNSON**

Golden State Warriors (1972-78)  
 Washington Bullets (1978-79)



*Lamond Murray*



*Kevin Johnson*

**KEVIN JOHNSON**

Cleveland Cavaliers (1987)  
 Phoenix Suns (1988-98, 2000)

**JASON KIDD**

Dallas Mavericks (1994-97)  
 Phoenix Suns (1997-2001)  
 New Jersey Nets (2001-08)  
 Dallas Mavericks (2008-2012)  
 New York Knicks (2013)  
 Brooklyn Nets (Head Coach) (2013-present)

**SEAN LAMPLEY**

Miami Heat (2002-03)  
 Golden State Warriors (2003-04)

**SEAN MARKS**

Toronto Raptors (1998-2000)  
 Miami Heat (2001-03)  
 San Antonio Spurs (2004-06)  
 Phoenix Suns (2006-08)  
 New Orleans Hornets (2008-2010)  
 Washington Wizards (2010)  
 Portland Trail Blazers (2010)  
 Charlotte Bobcats (2011)

**MARK McNAMARA**

Philadelphia 76ers (1982-83)  
 San Antonio Spurs (1983-85)  
 Kansas City Kings (1984-85)  
 Philadelphia 76ers (1986-88)  
 Los Angeles Lakers (1988-90)  
 Orlando Magic (1990-91)

**LAMOND MURRAY**

Los Angeles Clippers (1994-99)  
 Cleveland Cavaliers (1999-2002)  
 Toronto Raptors (2002-05)  
 New Jersey Nets (2005-06)

**MIKE O'NEILL**

Milwaukee Hawks (1952-53)

**LEON POWE**

Boston Celtics (2006-09)  
 Cleveland Cavaliers (2009-2011)  
 Memphis Grizzlies (2011)

**JACKIE RIDGLE**

Cleveland Cavaliers (1971-72)

**JACK ROCKER**

Philadelphia Warriors (1947-48)

**JAMAL SAMPSON**

Milwaukee Bucks (2002-03)  
 Los Angeles Lakers (2003-04)  
 Charlotte Bobcats (2004-05)  
 Sacramento Kings (2005-06)  
 Denver Nuggets (2006-07)

**MICHAEL STEWART**

Sacramento Kings (1997-98)  
 Toronto Raptors (1998-2002)  
 Cleveland Cavaliers (2002-04)  
 Boston Celtics (2003-04)  
 Atlanta Hawks (2004-05)

**LEONARD TAYLOR**

Golden State Warriors (1989-90)

**ANSLEY TRUITT**

Dallas Chapparels (1972-73, ABA)




**W**ith an athletic history that spans 150 years, the University of California has produced some of the greatest coaches, athletes and performances our country has ever seen. From world record-holders to Olympic champions, Golden Bears have succeeded on almost every imaginable stage.


To recognize those achievements, the Athletic Department established the Cal Athletic Hall of Fame in 1986. Located on the plaza level of Memorial Stadium, the Hall features 236 individuals and five crews, each of whom represent the best of Cal's rich athletic heritage.

Among those who grace the walls are 28 basketball players and coaches, including such storied names as Pete Newell, Kevin Johnson, Darrall Imhoff, Andy Wolfe, Earl Robinson and Nibs Price.

In addition to the Memorial Stadium location, Hall of Fame memorabilia is also on exhibit in display cases on the first floor of Haas Pavilion.



*After playing at Cal, Phil Chenier went on to a long NBA career, mostly with the Washington Bullets.*



*Earl Robinson played on Cal's NCAA Tournament teams in 1957 and 1958.*

### CAL BASKETBALL PLAYERS IN THE CAL ATHLETIC HALL OF FAME

Name	Years at Cal	Year Inducted
Bob Albo	1952-54	2007
Chet Carlisle	1935-38	1989
Phil Chenier	1970-71	1997
Vern Corbin	1927-29	1992
Russ Critchfield	1966-68	1995
George Dixon	1924-27	1986
Taylor Douthit	1922-24	1988
Hal Eifert	1932-34	1986
Larry Friend	1955-57	1994
Chuck Hanger	1947-48	1992
Brian Hendrick	1990-93	2008
Bob Herwig	1935-37	1988
Darrall Imhoff	1958-60	1988
Charley Johnson	1969-71	1996
Kevin Johnson	1984-87	2000
Joe Kapp	1957-58	1992
Joe Kintana	1930-32	2001
Grover Klemmer	1942-43	1988
Bob McKeen	1952-55	1989
Cort Majors	1918-20	1990
Lamond Murray	1992-94	2012
Pete Newell (coach)	1954-60	1987
Nibs Price (coach)	1924-54	1986
Gene Ransom	1976-78	2001
John Ricksen	1951-53	1999
Rupe Ricksen	1951-53	1999
Earl Robinson	1956-58	1988
Andy Wolfe	1946-48	1987

## SHAREEF ABDUR-RAHIM

The first freshman to earn Pac-10 Player of the Year honors, Abdur-Rahim led the league in scoring during his only season in Berkeley. The 6-9 forward was voted National Freshman of the Year by several publications, including *Basketball Weekly*, and he was chosen a third team *Associated Press* All-American. Abdur-Rahim scored at least 30 points four times, with a high of 33 against Northern Arizona in his first game in a Cal uniform. He also registered a best of 18 rebounds vs. Washington State and paced the Bears with 52 steals on the year. Abdur-Rahim declared for the draft in the spring of 1996 and was taken third overall by the Vancouver Grizzlies.

Year	G	Fg-a	Pct	3p-a	Pct	Ft-a	Pct	Reb	Pts	Avg
1996	28	206-398	.518	8-21	.381	170-249	.683	236	590	21.1

## RYAN ANDERSON

Anderson, who earned first-team All-Pac-10 honors and was named a second-team All-American by *The Sporting News* for the 2007-08 season, declared for the NBA Draft after his sophomore year and was selected with the 21st pick of the first round by the New Jersey Nets. He led the conference in scoring with 21.1 ppg as a sophomore. With 1,236 points, he became the first Cal sophomore ever to score more than 1,000 points in a career, which put him in 16th on Cal's all-time list. Anderson had 697 points and 328 rebounds as a sophomore to become the first 600-300 player in school history for one season. His 697 points in 2008 are second only to Lamond Murray's 729 points in 1994 on the all-time school charts. He ranks sixth in career three-point shooting (39.6%) and third in career free throw accuracy (81.4%) at Cal. Anderson made 64 three-pointers as a sophomore, which ties for No. 2 on Cal's season list, and his career total of 122 ranks ninth at the school. His 328 rebounds in 2008 were the most for a Bear since Mark McNamara had 341 in 1982. A member of the 2007 Pac-10 All-Freshman team, he was also named an honorable mention All-Pac-10 after leading Cal with 16.3 ppg and 8.2 rpg. He was also chosen a second-team Freshman All-American by *Basketball Times*.

Year	G	Fg-a	Pct	3p-a	Pct	Ft-a	Pct	Reb	Pts	Avg
2007	33	189-397	.476	58-152	.382	103-129	.798	269	539	16.3
2008	33	230-469	.490	64-156	.410	173-199	.869	328	697	21.1
<b>Totals</b>	<b>66</b>	<b>419-866</b>	<b>.484</b>	<b>122-308</b>	<b>.396</b>	<b>276-328</b>	<b>.841</b>	<b>597</b>	<b>1236</b>	<b>18.7</b>

## BOB ALBO

Albo earned three letters in both basketball and baseball from 1952-54. As a senior on the court, he served as team captain and earned second-team All-Southern Division honors. He was also Cal's starting catcher and team captain in baseball. Albo, who received Cal's Jake Gimbel Award for having the best combination of athletics and academics among graduating seniors, later coached the Cal freshman basketball and baseball teams under head coaches Pete Newell and George Wolfman, respectively, before pursuing a long medical career. He was inducted into the Cal Athletic Hall of Fame in 2007.

Year	G	Fg-a	Pct	Ft-a	Pct	Reb	Pts	Avg
1952	29	41-154	.266	17-33	.515	124	99	3.4
1953	26	90-275	.327	51-87	.586	144	231	8.9
1954	27	115-300	.383	93-129	.721	248	323	12.0
<b>Totals</b>	<b>82</b>	<b>246-729</b>	<b>.337</b>	<b>161-249</b>	<b>.647</b>	<b>516</b>	<b>653</b>	<b>8.0</b>

## PHIL CHENIER

A standout guard for the Bears during the 1970 and '71 seasons, Chenier finished with a 13.5 ppg average, which ranked among the Bears' Top 10 career marks at the time. He also ranked among Cal's career leaders with 3.6 assists per game. Chenier earned first team All-Pac-8 honors in 1971 when he averaged 18.3 ppg during the conference season, including a career-best 32 against Washington. He entered the NBA after his junior year and went onto a distinguished nine-year career with the Washington Bullets, becoming a three-time All-Star selection. Chenier was inducted into the Cal Athletic Hall of Fame in 1997.

Year	G	Fg-a	Pct	Ft-a	Pct	Reb	Ast	Pts	Avg
1970	26	113-280	.404	43-71	.606	155	89	269	10.3
1971	25	175-419	.418	71-96	.740	148	94	421	16.8
<b>Totals</b>	<b>51</b>	<b>288-699</b>	<b>.412</b>	<b>114-167</b>	<b>.683</b>	<b>303</b>	<b>183</b>	<b>690</b>	<b>13.5</b>

## VERN CORBIN

Inducted into the Cal Athletic Hall of Fame in 1992, Corbin was one of the top centers of his era. He was a three-year starter for the Bears and helped the team to three consecutive PCC titles. Cal was a perfect 13-0 in 1927 and finished 17-3 in '29. Corbin earned All-Coast honors following his junior and senior seasons.

## RUSS CRITCHFIELD

One of the top guards in Cal history, Critchfield earned team MVP honors three straight years from 1966-68. An honorable mention All-American as a junior, he was a first team choice by the Helms Athletic Foundation in 1968. Critchfield also claimed first-team all-conference honors twice. He finished his career with 1,437 points to rate among the school's all-time Top 10 and he had a scoring average of 19.4 ppg. He twice tallied 36 points, first against Texas in 1965 and again vs. Oregon in '68. Critchfield later served as an assistant coach at Cal from 1977-85, and he was inducted into the Cal Athletic Hall of Fame in 1995.

Year	G	Fg-a	Pct	Ft-a	Pct	Reb	Pts	Avg
1966	25	159-350	.454	69-89	.775	52	387	15.5
1967	26	225-493	.456	95-125	.760	71	545	21.0
1968	23	206-454	.454	93-117	.795	37	505	22.0
<b>Totals</b>	<b>74</b>	<b>590-1297</b>	<b>.455</b>	<b>257-331</b>	<b>.776</b>	<b>160</b>	<b>1437</b>	<b>19.4</b>

## GEORGE DIXON

A talented and versatile athlete who made his mark in both basketball and rugby, Dixon led the Cal basketball team to undefeated seasons in 1926 and '27 while being voted the best guard in the Pacific Coast Conference. He earned All-America mention in both '26 and '27. As a rugby player, Dixon won an Olympic gold medal as a part of the U.S. team that defeated France in the final in Paris in 1924. In 1986, he was inducted into the Cal Athletic Hall of Fame.

## TAYLOR DOUTHIT

More noted for his prowess on the baseball diamond than on the court, 1988 Hall of Famer Douthit still earned three letters in basketball in 1922, '23 and '24. He also was a three-year letterman in baseball and went on to a 10-year Major League career with the St. Louis Cardinals and Cincinnati Reds, playing in three World Series.



**HAL EIFERT**

A three-year starting forward from 1932-34, Eifert, who entered the Cal Athletic Hall of Fame in 1986, was regarded as one of the finest players on the West Coast during his era. He earned first team Pacific Coast Conference honors in both 1933 and '34 and set a Cal record with 252 points while claiming first-team All-America recognition 1934.

**LARRY FRIEND**

A first team Helms Athletic Foundation All-America in 1957, Friend also earned all-conference and team MVP honors that season. He averaged 18.9 ppg as a senior in leading the Bears to a 21-5 record and an NCAA Tournament appearance. The 6-4 forward finished his career with 1,061 points and was Cal's top scorer in both 1956 and '57. He joined the Cal Athletic Hall of Fame in 1994.

Year	G	Fg-a	Pct	Ft-a	Pct	Reb	Pts	Avg
1955	20	94-236	.398	58-90	.644	126	246	12.3
1956	25	109-270	.404	106-141	.752	167	324	13.0
1957	26	177-397	.446	137-189	.725	156	491	18.9
<b>Totals</b>	<b>71</b>	<b>380-903</b>	<b>.421</b>	<b>301-420</b>	<b>.717</b>	<b>449</b>	<b>1061</b>	<b>14.9</b>

**ED GRAY**

A 6-3 guard for the Bears from 1996-97, Gray earned Pac-10 Player of the Year and third team Associated Press All-America honors as a senior after averaging a school-record 24.8 ppg. He established the Cal mark with 48 points at Washington State Feb. 22, despite playing just 25 minutes and breaking a bone in his foot with just over a minute left in the game. The injury sidelined him for the rest of the year, but did not diminish an otherwise spectacular season. Among his other school records are highest career scoring average (20.0 ppg) and most 30-point games (6, tie). As a junior, he was voted Pac-10 Newcomer of the Year. Gray was selected with the 22nd pick of the first round of the 1997 NBA Draft by the Atlanta Hawks.

Year	G	Fg-a	Pct	3p-a	Pct	Ft-a	Pct	Reb	Pts	Avg
1996	28	146-339	.431	40-119	.336	106-134	.791	73	438	15.6
1997	26	224-486	.461	38-126	.302	158-200	.790	105	644	24.8
<b>Totals</b>	<b>54</b>	<b>370-825</b>	<b>.448</b>	<b>78-245</b>	<b>.318</b>	<b>264-334</b>	<b>.790</b>	<b>178</b>	<b>1082</b>	<b>20.0</b>

**CHUCK HANGER**

A 1992 inductee into the Cal Athletic Hall of Fame, Hanger paced Cal in scoring in both 1947 (10.1 ppg) and 1948 (14.5 ppg). In 1948, he earned Southern Division PCC honors as well as the team's Co-Most Inspirational Player award. Also a track & field standout, he captured the conference title in the high jump with a leap of 6-4 in 1948, later tying for third in the event at the NCAA championships. Upon graduation, Hanger delivered Cal's commencement address at Memorial Stadium.

Year	G	Fg	Ft-a	Pct	Pts	Avg
1947	31	121	70-117	.598	312	10.1
1948	29	174	72-134	.537	420	14.5
<b>Totals</b>	<b>60</b>	<b>295</b>	<b>142-251</b>	<b>.566</b>	<b>732</b>	<b>12.2</b>

**BRIAN HENDRICK**

A three-time All-Pac-10 post player and 2008 Cal Athletic Hall of Fame inductee, Hendrick played on two NCAA Tournament squads for Cal, helping the Bears to their first NCAA berth in 30 years in 1990 and to the Sweet 16 in 1993. His 1,556 points ranked fourth on Cal's all-time list at the end of his career, while his 898 rebounds were the third-best total ever at the school. Hendrick contributed 14.9 ppg in 1990 to earn Pac-10 All-Freshman honors. Cal's team MVP in both 1991 and '92, he was also voted the club's top defender in 1990, the same year he played in the U.S. Olympic Festival.

Year	G	Fg-a	Pct	3p-a	Pct	Ft-a	Pct	Reb	Pts	Avg
1990	32-32	175-295	.593	0-0	.000	128-188	.681	242	478	14.9
1991	28-27	189-340	.556	0-0	.000	115-152	.757	252	492	17.6
1992	19-19	115-241	.477	0-2	.000	75-112	.670	204	305	16.1
1993	27-26	101-206	.490	0-0	.000	79-116	.681	200	281	10.4
<b>Totals</b>	<b>106-104</b>	<b>580-1082</b>	<b>.536</b>	<b>0-2</b>	<b>.000</b>	<b>397-568</b>	<b>.699</b>	<b>898</b>	<b>1556</b>	<b>14.7</b>

**BOB HERWIG**

Captain of Cal's basketball team in the mid-1930s, Herwig put his main focus on the football field, where he earned All-America honors as a center in 1937. A three-year letterman, he played on Cal's "Thunder Teams," including the 1937 squad that finished 10-0-1 and claimed the national championship. He was inducted into the National Football Foundation Hall of Fame in 1964 and the Cal Athletic Hall of Fame in 1988.

**DARRALL IMHOFF**

Imhoff earned All-America and all-conference honors in 1959 and '60 as standout center for the Bears from 1958-60. A member of the 1959 team that won the NCAA championship (hitting the winning basket with 17 seconds left to give Cal a 71-70 victory over West Virginia), he was also on the 1960 squad that finished second, losing to Ohio State in the final. Imhoff won a gold medal as part of the U.S. Olympic team in Rome in 1960, and he went on to a 12-year NBA career with All-Star Game appearances in 1966 and '67. Imhoff was inducted into the Cal Athletic Hall of Fame in 1988.

Year	G	Fg-a	Pct	Ft-a	Pct	Reb	Pts	Avg
1958	16	6-17	.353	2-5	.400	23	14	0.9
1959	29	134-316	.424	61-114	.535	318	329	11.5
1960	30	154-346	.445	102-162	.629	371	410	13.7
<b>Totals</b>	<b>75</b>	<b>294-679</b>	<b>.433</b>	<b>165-281</b>	<b>.587</b>	<b>712</b>	<b>753</b>	<b>10.0</b>

**CHARLES JOHNSON**

Johnson was captain of Cal's teams from 1969-71 and finished his career with 1,025 points in 73 career games, a 13.9 ppg average. He also paced the Bears in assists twice and pulled down more than 500 rebounds (7.0 rpg). Johnson was an all-conference guard in 1969, and he entered the Cal Athletic Hall of Fame in 1996.

Year	G	Fg-a	Pct	Ft-a	Pct	Reb	Ast	Pts	Avg
1969	25	152-387	.393	47-65	.723	209	54	351	14.0
1970	24	141-381	.370	53-73	.726	169	87	335	14.2
1971	25	149-339	.440	41-66	.621	140	107	339	13.6
<b>Totals</b>	<b>74</b>	<b>442-1107</b>	<b>.399</b>	<b>141-204</b>	<b>.691</b>	<b>518</b>	<b>248</b>	<b>1025</b>	<b>13.9</b>

## Notable Cal Players

### KEVIN JOHNSON

Cal's No. 3 all-time scorer with 1,655 points, the 6-1 Johnson was a four-year starter at point guard from 1984-87. He earned first-team All-Pac-10 honors as both a junior and a senior and was an honorable mention All-American both seasons, as well. In 1986, he led Cal to the NIT, the program's first postseason berth in 26 years. He was a first round draft pick of the Cleveland Cavaliers in 1987, but spent most of his NBA career with the Phoenix Suns. In 1992, Johnson became the first Cal basketball player to have his jersey retired when his No. 11 was raised to the rafters above Pete Newell Court. He was inducted into the Cal Athletic Hall of Fame in 2000.

Year	G	Fg-a	Pct	3p-a	Pct	Ft-a	Pct	Ast	Pts	Avg
1984	28	98-192	.520			75-104	.721	65	271	9.7
1985	27	127-282	.450			94-142	.662	111	348	12.9
1986	29	164-335	.490			123-151	.815	175	451	15.6
1987	34	212-450	.471	48-124	.387	113-138	.819	170	585	17.2
<b>Totals</b>	<b>118</b>	<b>601-1259</b>	<b>.477</b>	<b>48-124</b>	<b>.387</b>	<b>405-535</b>	<b>.757</b>	<b>521</b>	<b>1655</b>	<b>14.0</b>

### JOE KAPP

A two-year letterman in basketball, Kapp played under Pete Newell during the 1957 and '58 seasons, helping the Bears to a pair of NCAA Tournament appearances. On the football field, Kapp earned first-team All-America honors at quarterback in 1958 when he led the Bears to the Rose Bowl. Kapp later played eight years in the CFL before moving to the NFL where he took the Minnesota Vikings to the 1970 Super Bowl. He served as Cal's head football coach from 1982-86 and was inducted into the Cal Athletic Hall of Fame in 1992.

Year	G	Fg-a	Pct	Ft-a	Pct	Reb	Pts	Avg
1957	18	10-37	.270	12-17	.706	24	32	1.7
1958	20	17-48	.354	2-7	.286	23	36	1.8
<b>Totals</b>	<b>38</b>	<b>27-85</b>	<b>.318</b>	<b>14-24</b>	<b>.583</b>	<b>47</b>	<b>68</b>	<b>1.8</b>

### JASON KIDD

Although his Cal career spanned just two seasons, Kidd had perhaps the greatest impact ever on the Cal basketball program. The 6-4 point guard was voted the National Freshman of the Year in 1993 after leading the country in steals with 110 and guiding the Bears to the NCAA Sweet 16. As a sophomore, Kidd was voted Pac-10 Player of the Year and first-team *Associated Press* All-American when he dished out a national-high 272 assists (9.1 apg) and recorded four triple-doubles. He had a school-record 18 assists at Stanford in 1994 and set a Cal mark with eight steals vs. Washington in 1993. His career total of 204 steals is also a school record, snapping the previous Cal mark in only his 46th game. Kidd's career scoring high was 27 points, first set at Arizona as a freshman and matched against Santa Clara in the 1993-94 season opener. After leaving Cal, he was taken with the second overall pick of the NBA Draft by the Dallas Mavericks.

Year	G	Fg-a	Pct	3p-a	Pct	Ft-a	Pct	Ast	Pts	Avg
1993	29	133-287	.463	24-84	.286	88-134	.657	222	378	13.0
1994	30	166-352	.472	51-141	.362	117-169	.692	272	500	16.7
<b>Totals</b>	<b>59</b>	<b>299-639</b>	<b>.468</b>	<b>75-225</b>	<b>.333</b>	<b>205-303</b>	<b>.677</b>	<b>494</b>	<b>878</b>	<b>14.9</b>

### GROVER KLEMMER

A talented all-around athlete who lettered at Cal in track & field, football and basketball from 1941-43, Klemmer set the world record in the 400 meters with a time of 46.0 and 440 yards in 1941. He won on the national AAU/TAC 440 titles in both 1940 and '41 and was a member of Cal's world record-setting mile relay team in 1941. Klemmer entered the Cal Athletic Hall of Fame in 1988.

### SEAN LAMPLEY

Lampley finished his career as Cal's all-time leading scorer with 1,776 points. Voted the 2001 Pac-10 Player of the Year, the 6-7 forward averaged 19.5 ppg and 7.2 rpg during his senior campaign. When he graduated, Lampley was the only player in the Cal record book to rank among the school's Top 10 in scoring (1st), rebounding (4th) and assists (10th). He had 30 double-doubles in four years, including two with points and assists. Lampley scored a career-best 32 points in an overtime win at Oregon State in '01, and he pulled down a high of 18 rebounds vs. Fresno State in the first round of the 1999 NIT. That year, he led Cal to the NIT championship and was selected tournament MVP. His hometown Chicago Bulls drafted Lampley in the second round in 2001.

Year	G	Fg-a	Pct	3p-a	Pct	Ft-a	Pct	Reb	Pts	Avg
1998	27	89-198	.449	5-9	.263	43-73	.589	141	226	8.4
1999	32	151-307	.492	4-12	.333	90-142	.634	280	396	12.4
2000	33	212-417	.508	1-17	.059	124-192	.646	244	549	16.6
2001	31	209-416	.502	7-33	.212	180-244	.738	224	605	19.5
<b>Totals</b>	<b>123</b>	<b>661-1338</b>	<b>.494</b>	<b>17-81</b>	<b>.210</b>	<b>437-651</b>	<b>.671</b>	<b>889</b>	<b>1776</b>	<b>14.4</b>

### O.C. "CORT" MAJORS

One of only nine athletes in California history to earn letters in three different sports, Majors was part of the football, basketball and track & field squads at Cal from 1918-20, gaining induction into the Cal Athletic Hall of Fame in 1990. On the football field, he was captain of Cal's 1920 team that beat Ohio State in the Rose Bowl, while he was a shot put specialist in track and a two-year letterman at guard in basketball. Majors later served as president of the Big C Society, chair of the Athletic Council and president of the California Alumni Association.

### BOB McKEEN

A standout player for the Bears for four years, McKeen lettered from 1952-55 and left as Cal's all-time leading scorer (1,654 points). He garnered All-America distinction in 1955, in addition to All-Coast and all-conference. McKeen still ranks as Cal's top career rebounder with 1,019 caroms. He topped the 30-point barrier five times, including a best of 40 points vs. Utah in 1954, and he had a pair of 20-rebound performances. McKeen was enshrined in the Cal Athletic Hall of Fame in 1989.

Year	G	Fg-a	Pct	Ft-a	Pct	Reb	Pts	Avg
1952	30	124-337	.370	43-93	.460	255	291	9.7
1953	26	175-417	.420	107-191	.560	243	457	17.6
1954	27	169-404	.420	93-162	.570	272	431	16.0
1955	24	181-443	.410	113-197	.570	264	475	19.8
<b>Totals</b>	<b>107</b>	<b>649-1601</b>	<b>.405</b>	<b>356-643</b>	<b>.553</b>	<b>1034</b>	<b>1654</b>	<b>15.5</b>

### MARK McNAMARA

McNamara, a 6-11, 235-pound center, spent two seasons with the Bears after transferring from Santa Clara. He became the first player in school history to score 1,000 in his first two seasons with the Bears, finishing with 1,041 points. A 1982 first team All-Pac-10 selection, McNamara was also a two-time team MVP. He set a school record by totaling at least 30 points six times during his career, with a best of 37 points vs. Seattle Pacific in 1980. McNamara was a first round NBA draft choice by Philadelphia, and he staying in the league through 1989, playing with the 76ers, San Antonio, Kansas City and the Los Angeles Lakers.

Year	G	Fg-a	Pct	Ft-a	Pct	Reb	Ast	Pts	Avg
1981	26	182-295	.617	84-168	.500	272	25	448	17.2
1982	27	231-329	.702	131-242	.541	341	13	593	22.0
<b>Totals</b>	<b>53</b>	<b>413-624</b>	<b>.662</b>	<b>215-410</b>	<b>.524</b>	<b>613</b>	<b>38</b>	<b>1041</b>	<b>19.6</b>

**LAMOND MURRAY**

One of the most prolific scorers in school history, Murray left Cal after his junior year for the NBA with the No. 1 spot on the Bears all-time list with 1,688 points (since broken). A two-time All-Pac-10 choice, he was voted second team All-American by the U.S. Basketball Writers Association in 1994. After averaging 24.7 ppg in three NCAA Tournament games in '93, the 6-7 forward paced the Pac-10 his junior year with 24.3 ppg and a school-record 729 points. Murray scored a career-high 38 points in his final regular-season game at Washington State, the fifth 30-point game of his career. He had at least 20 points in eight consecutive games during one stretch and reached the 20-point barrier a total of 46 times. The Los Angeles Clippers took Murray with the seventh selection of the 1994 NBA Draft. He was inducted into the Cal Athletics Hall of Fame in 2012.

Year	G	Fg-a	Pct	3p-a	Pct	Ft-a	Pct	Reb	Pts	Avg
1992	28	152-321	.474	17-56	.304	66-93	.710	171	387	13.8
1993	30	230-445	.517	36-99	.364	76-121	.628	189	572	19.1
1994	30	262-550	.476	46-139	.331	159-208	.764	236	729	24.3
<b>Totals</b>	<b>88</b>	<b>644-1316</b>	<b>.489</b>	<b>99-294</b>	<b>.337</b>	<b>301-422</b>	<b>.713</b>	<b>596</b>	<b>1688</b>	<b>19.2</b>

**PETE NEWELL**

See page 123.

**CLARENCE "NIBS" PRICE**

A coaching fixture at Cal for more than 30 years, Price served as head coach of both the football and basketball teams during his career. In football, he was 27-17-3 from 1926-30 and led the Bears to the 1930 Rose Bowl. Price also handled basketball duties from 1924-54 and is the school's all-time victory leader, finishing with a 449-294 mark. He took the Bears to the Final Four in 1946. Price graduated from Cal in 1914 after lettering on the baseball team. He was inducted into the Cal Athletic Hall of Fame in 1986.

**JEROME RANDLE**

Cal's all-time scoring leader with 1,835 points, Randle was named Pac-10 Player of the Year, U.S. Basketball Writers Association District IX Player of the Year and an AP honorable mention All-American in 2010 after leading Cal to its first conference title since 1960. He was also a first-team All-Pac-10 selection and named to the USBWA All-District IX team after his junior season. Randle passed Sean Lampley (1998-01, 1,776 points) for first on the school scoring list, after scoring 24 points against UCLA during the 2010 Pac-10 Tournament semifinals. He is also Cal's career leader in both three-pointers (252) and free throw percentage (88.1%), while ranking second with 524 assists. During his senior season, Randle made 40 consecutive free throws to set the new school record. His 92 three-pointers in 2010 broke his own school mark of 82 established the previous season. Randle became the only Cal player and just the sixth player in Pac-10 history to record at least 1,700 points and 500 assists. His 93.3 (139-149) free throw percentage in 2010 is the highest season average in school history, which also led the Pac-10 and was second in the nation that year. Randle was named to the 2010 Pac-10 All-Tournament team after setting a tournament record by going 16-for-16 at the free throw line in three games. During his four seasons at Cal, Randle missed only two games, appearing in 132 games and starting 96 of them.

Year	G	Fg-a	Pct	3p-a	Pct	Ft-a	Pct	Ast	Pts	Avg
2007	33	70-180	.389	26-86	.302	48-59	.814	93	214	6.5
2008	31	124-290	.428	52-131	.397	67-77	.870	116	367	11.8
2009	33	191-381	.501	82-177	.463	139-161	.863	165	603	18.3
2010	35	210-460	.457	92-228	.404	139-149	.933	150	651	18.6
<b>Totals</b>	<b>132</b>	<b>595-1311</b>	<b>.454</b>	<b>252-622</b>	<b>.405</b>	<b>393-446</b>	<b>.881</b>	<b>524</b>	<b>1835</b>	<b>13.9</b>

**JOHN & RUPE RICKSEN**

The twin brothers were superb two-sport stars at Cal during the early 1950s, starting in tennis and basketball. They were both NCAA quarterfinalists in singles, Rupe in 1951 and John in '53. As a doubles tandem, they reached the NCAA semifinals in 1951 and the quarters in '52 and '53. John was a first-team all-conference player in basketball in 1953, while Rupe was assistant coach under Pete Newell from 1957-59, including Cal's NCAA title team in '59. The brothers were inducted into the Cal Athletic Hall of Fame in 1999.

**John Rickson**

Year	G	Fg-a	Pct	Ft-a	Pct	Reb	Ast	Pts	Avg
1951	32	73-229	.319	49-78	.629	—	—	193	6.0
1952	27	101-286	.353	72-105	.686	155	24	274	10.1
1953	26	109-253	.431	60-85	.706	144	—	278	10.7
<b>Totals</b>	<b>85</b>	<b>283-768</b>	<b>.368</b>	<b>181-268</b>	<b>.675</b>	<b>299</b>	<b>24</b>	<b>745</b>	<b>8.8</b>

**Rupe Rickson**

Year	G	Fg-a	Pct	Ft-a	Pct	Reb	Ast	Pts	Avg
1951	32	45-166	.271	28-49	.571	—	—	118	3.7
1952	26	60-196	.306	32-49	.653	111	42	152	5.8
1953	26	80-217	.369	41-61	.672	105	—	201	7.7
<b>Totals</b>	<b>84</b>	<b>185-579</b>	<b>.320</b>	<b>101-159</b>	<b>.635</b>	<b>216</b>	<b>42</b>	<b>471</b>	<b>5.6</b>

**EARL ROBINSON**

A 1988 Cal Athletic Hall of Fame inductee, Robinson was a 6-1 guard on Cal's 1957 and '58 teams that won a pair of conference titles and advanced to the NCAA regionals. He served as captain of the 1958 squad and earned All-Coast honors in both '57 and '58. On the baseball diamond, Robinson was Cal's shortstop on the Bears' 1957 national championship team. He batted .352 that year to claim All-America accolades. Robinson played with both the Los Angeles Dodgers and Baltimore Orioles before returning to Cal as an assistant basketball coach from 1963-65.

Year	G	Fg-a	Pct	Ft-a	Pct	Reb	Pts	Avg
1956	25	104-255	.408	76-128	.594	105	284	11.4
1957	26	118-274	.431	81-118	.686	119	317	12.1
1958	28	110-351	.311	61-98	.622	128	281	10.0
<b>Totals</b>	<b>79</b>	<b>332-880</b>	<b>.377</b>	<b>218-344</b>	<b>.634</b>	<b>352</b>	<b>882</b>	<b>11.2</b>

**ANDY WOLFE**

A forward and guard for the Bears from 1946-48, Wolfe earned All-America honors as a senior and All-Southern Division PCC honors in 1946, '47 and '48. A member of the 1946 team that won the PCC championship and placed fourth in the NCAAs, he was the first Cal player to score at least 1,000 points, finishing his career with 1,112 points. He joined the Cal Athletic Hall of Fame in 1987.

Year	G	Fg	Ft-a	Pct	Pts	Avg
1946	34	199	59-91	.648	457	13.4
1947	31	107	55-81	.679	269	8.7
1948	32	155	76-112	.679	386	12.1
<b>Totals</b>	<b>97</b>	<b>461</b>	<b>190-284</b>	<b>.669</b>	<b>1112</b>	<b>11.5</b>

# Records vs. Opponents

Opponent	Series	First Mtg.	Last Mtg.
Air Force	4-3	1965-66	2003-04
Akron	1-0	2005-06	2005-06
Alabama	0-1	1994-95	1994-95
Alabama-Birmingham	0-1	1987-88	1987-88
Alameda Coast Guard	0-4	1942-43	1944-45
Alameda NAS	1-2	1944-45	1945-46
Alameda Wheelmen	1-0	1908-09	1908-09
Alaska-Anchorage	1-1	1977-78	1990-91
Albany	1-0	2000-01	2000-01
Alcorn State	1-0	1980-81	1980-81
Alumni (All-Stars)	8-2	1923-24	1952-53
American University	1-0	1988-89	1988-89
Arizona	29-55	1923-24	2012-13
Arizona State	37-36	1955-56	2012-13
Arkansas	0-1	1986-87	1986-87
Arkansas-Little Rock	0-1	1986-87	1986-87
Army	1-0	1969-70	1969-70
Asilomar All-Stars	1-0	1916-17	1916-17
Athens Club	9-5	1928-29	1941-42
Auburn Cubs	2-0	1928-29	1932-33
Austin Peay	1-0	2011-12	2011-12
Baylor	3-0	1947-48	1976-77
Berkeley HS	1-0	1916-17	1916-17
Boston College	0-2	1987-88	2010-11
Boston University	1-0	1999-00	1999-00
Bowling Green	0-1	1983-84	1983-84
Bradley Tech	2-2	1938-39	1941-42
Brigham Young	7-4	1956-57	2004-05
Cal Poly Pomona	3-0	1977-78	1989-90
Cal Poly	2-1	1996-97	2010-11
Cal State Bakersfield	2-0	1977-78	2012-13
Cal State Dominguez Hills	1-0	1980-81	1980-81
Cal State Fullerton	1-0	1986-87	1986-87
Cal State Los Angeles	1-1	1974-75	1978-79
Cal State Northridge	6-0	1981-82	2010-11
The Calles	0-1	1915-16	1915-16
Camp Park Seabees	1-0	1944-45	1944-45
Canisius	0-1	1949-50	1949-50
Central Connecticut State	1-0	1988-89	1988-89
Central Michigan	1-0	1986-87	1986-87
Chaminade	1-0	1980-81	1980-81
Chico State	1-0	1932-33	1932-33
Cincinnati	5-2	1958-59	1995-96
City College of New York	0-1	1949-50	1949-50
Clemson	1-0	1998-99	1998-99
Cleveland State	2-0	2000-01	2002-03
Coast Guard Pilots	2-1	1943-44	1944-45
Colgate	2-0	1981-82	2008-09
Colorado	11-11	1945-46	2012-13
Colorado State	1-0	1998-99	1998-99
Columbia	5-0	1939-40	2003-04
Connecticut	0-2	1988-89	1989-90
Coppin State	2-0	1998-99	2000-01
Cornell	1-1	1989-90	1992-93
Creighton	2-1	1937-38	2012-13
Delaware State	1-0	2007-08	2007-08
Dartmouth	6-0	1939-40	2008-09
Davidson	1-0	1999-00	1999-00
Dayton	1-2	1957-58	1985-86
Denver	4-0	1966-67	2012-13
DePaul	3-2	1995-96	2008-09
Detroit	2-0	1937-38	2009-10
Drake	4-1	1973-74	2012-13
Drexel	1-0	1987-88	1987-88
Duboce Athletic Club	1-0	1908-09	1908-09
Duke	2-1	1982-83	2009-10
East Tennessee State	0-1	1982-83	1982-83
Eastern Kentucky	1-0	1998-99	1998-99
Eastern Michigan	0-1	2005-06	2005-06
Eastern Washington	2-0	1998-99	2001-02
Fairfield	0-1	1978-79	1978-79
Fairleigh Dickinson	1-0	2004-05	2004-05
Florida	2-0	1986-87	1988-89
Florida State	0-1	2008-09	2008-09
Fordham	0-2	1970-71	1972-73
Fort Mason	1-0	1945-46	1945-46
Fresno State	3-2	1975-76	2001-02
Fresno YMCA	3-0	1920-21	1921-22
George Washington	1-0	2011-12	2011-12
Georgetown	1-0	1999-00	1999-00
Georgia	2-1	2000-01	2011-12
Georgia Tech	3-0	1950-51	2012-13
Golden State	2-2	1935-36	1941-42
Gonzaga	1-0	1999-00	1999-00
Grambling	2-0	1988-89	2002-03
Hampton	1-0	2004-05	2004-05
Hartford	1-0	2010-11	2010-11
Harvard	2-1	1970-71	2012-13
Hawaii	11-1	1949-50	1998-99
Hawaii Pacific	1-0	1982-83	1982-83
Hawaiian All-Stars	1-0	1946-47	1946-47
Hilo All-Stars	2-0	1951-52	1951-52
Hofstra	2-0	1986-87	1999-00
Holy Cross	1-0	1995-96	1995-96
Houston	3-4	1971-72	1999-00
Howard	2-0	1996-97	2002-03
Idaho	11-4	1922-23	1967-68
Idaho State	4-1	1957-58	1983-84
Illinois	5-4	1935-36	1996-97
Illinois State	1-0	1972-73	1972-73
Indiana	1-3	1940-41	1989-90
Iona	1-0	1990-91	1990-91
Iowa	4-6	1951-52	1996-97
Iowa State	3-2	1976-77	2010-11
Jackson State	2-0	2007-08	2011-12
Jacksonville	1-0	2009-10	2009-10
James Madison	0-1	1992-93	1992-93
Kansas	3-16	1928-29	2010-11
Kansas State	1-6	1951-52	2007-08
Kentucky	0-2	1979-80	1988-89
LaSalle	1-1	1991-92	2000-01
Livermore NAS	2-0	1943-44	1944-45
Long Beach State	3-0	1999-00	2007-08
Long Beach YMCA	1-0	1916-17	1916-17
Long Island	1-0	1950-51	1950-51
Los Angeles Athletic Club	1-3	1920-21	1931-32
Los Angeles YMCA	4-0	1908-09	1920-21
Louisiana-Lafayette	2-0	1998-99	2002-03
Louisiana State	1-2	1975-76	1992-93
Louisville	1-0	2009-10	2009-10
Loyola-Chicago	2-3	1937-38	1983-84
Loyola Marymount	1-3	1961-62	1985-86
Manhattan	1-0	1991-92	1991-92
Marshall	0-1	1939-40	1939-40
Maryland	0-2	1996-97	2008-09
Maryland-Baltimore Co	1-0	1993-94	1993-94
Massachusetts	1-0	1996-97	1996-97
McNeese State	1-0	2011-12	2011-12
Men's Club of LA	1-0	1920-21	1920-21
Mexico	1-0	1941-42	1941-42
Michigan	1-0	1961-62	1961-62
Michigan State	5-0	1937-38	1963-64
Military Air Transport	0-1	1951-52	1951-52
Minnesota	4-2	1947-48	1995-96
Mississippi	1-0	2010-11	2010-11

## Records vs. Opponents

Mississippi State.....	2-0	1996-97	2000-01	San Francisco A.C.....	1-0	1946-47	1946-47
Missouri.....	2-5	1941-42	2011-12	San Francisco Marines.....	1-0	1945-46	1945-46
Montana.....	1-0	1930-31	1930-31	San Francisco State.....	8-0	1938-39	1951-52
Montana State.....	2-0	1984-85	1985-86	San Jose State.....	19-3	1953-54	2011-12
Morehead State.....	1-1	1974-75	1975-76	San Jose YMCA.....	1-0	1916-17	1916-17
Morgan State.....	1-0	1991-92	1991-92	Santa Clara.....	43-28	1918-19	2001-02
Mount St. Mary's.....	1-0	2001-02	2001-02	Seattle.....	5-2	1957-58	1984-85
Multnomah.....	0-1	1915-16	1915-16	Seattle Pacific.....	3-0	1980-81	1984-85
Murray State.....	1-0	2009-10	2009-10	Service Center.....	1-0	1950-51	1950-51
Navy Pre-Flight.....	0-2	1942-43	1942-43	Seton Hall.....	1-0	1973-74	1973-74
Navy Seahawks.....	1-0	1944-45	1944-45	Sixty-Third Infantry.....	2-0	1917-18	1917-18
Nebraska.....	7-6	1937-38	1972-73	South Carolina.....	0-1	1971-72	1971-72
Nevada.....	20-8	1907-08	2008-09	South Florida.....	1-2	2000-01	2011-12
Nevada-Las Vegas.....	2-5	1989-90	2012-13	Southern.....	1-0	2004-05	2004-05
New Hampshire.....	1-0	1997-98	1997-98	Southern California.....	132-121	1916-17	2012-13
New Mexico.....	5-2	1969-70	2010-11	Southern Methodist.....	1-1	1967-68	1979-80
New Mexico State.....	0-1	1971-72	1971-72	Southern Mississippi.....	1-1	2007-08	2010-11
New York University.....	1-2	1935-36	1957-58	Stanford.....	145-117	1911-12	2012-13
Nicholls State.....	1-0	2007-08	2007-08	Stetson.....	1-1	1974-75	1990-91
North Carolina.....	1-4	1972-73	1998-99	Stewart Chevrolet.....	1-2	1948-49	1949-50
North Carolina A&T.....	1-0	2008-09	2008-09	Stockton All-Stars.....	2-0	1908-09	1911-12
North Carolina-Asheville.....	0-1	1987-88	1987-88	Stockton Amblers.....	1-0	1930-31	1930-31
North Carolina-Charlotte.....	1-0	1986-87	1986-87	Syracuse.....	0-2	2009-10	2012-13
North Carolina State.....	1-1	2002-03	2005-06	Temple.....	2-3	1935-36	2010-11
North Dakota State.....	1-0	2007-08	2007-08	Tennessee.....	0-2	1981-82	1983-84
Northeastern.....	1-0	2005-06	2005-06	Tennessee Tech.....	1-0	1988-89	1988-89
Northern Arizona.....	2-0	1994-95	1995-96	Texas.....	2-1	1962-63	2000-01
Northern Colorado.....	1-0	2005-06	2005-06	Texas A&M.....	1-0	1949-59	1949-59
Northwestern.....	2-1	1935-36	1960-61	Texas Christian.....	2-0	1971-72	1999-00
Notre Dame.....	1-1	1966-67	2010-11	Texas-Pan American.....	1-0	2008-09	2008-09
Oakland Bittners.....	1-5	1946-47	1948-49	Texas Southern.....	5-0	1992-93	1996-97
Oakland Naval Reserve.....	1-0	1943-44	1944-45	Treasure Island Navy.....	3-1	1944-45	1945-46
Ohio State.....	9-9	1936-37	2009-10	Tulane.....	2-0	1964-65	1993-94
Oklahoma.....	1-3	1965-66	2002-03	UC Davis.....	31-0	1917-18	2010-11
Oklahoma City.....	1-2	1935-36	1972-73	UC Irvine.....	5-2	1977-78	2011-12
Oklahoma State.....	1-4	1945-46	1992-93	UCLA.....	101-133	1920-21	2012-13
Old Dominion.....	0-1	1974-75	1974-75	UC Riverside.....	1-1	1979-80	2004-05
Oldsmobile Rockets.....	1-0	1950-51	1950-51	UC San Diego.....	4-0	1979-80	1985-86
Olympians.....	1-1	1920-21	1921-22	UC Santa Barbara.....	10-0	1948-49	2012-13
Olympic Club.....	14-13	1922-23	1949-50	Unified A.C.....	0-2	1933-34	1933-34
Oregon.....	82-55	1918-19	2012-13	Universal Motors.....	2-1	1950-51	1951-52
Oregon State.....	80-60	1915-16	2012-13	U.S. International.....	5-0	1979-80	1990-91
Pacific.....	26-2	1908-09	2012-13	USS Rescue.....	1-0	1945-46	1945-46
Pennsylvania.....	2-2	1939-40	2001-02	Utah.....	13-9	1933-34	2012-13
Penn State.....	3-0	1973-74	2001-02	Utah State.....	3-4	1933-34	1971-72
Pepperdine.....	2-0	2004-05	2012-13	Utah Valley.....	1-0	2009-10	2009-10
Pittsburgh.....	2-1	1948-49	2001-02	Villanova.....	2-1	1987-88	1996-97
Pomona American Legion.....	3-0	1921-22	1922-23	Virginia Commonwealth.....	1-0	1997-98	1997-98
Portland.....	7-1	1967-68	2008-09	Virginia Military.....	0-1	1976-77	1976-77
Portland State.....	1-0	1997-98	1997-98	Virginia Tech.....	1-0	1991-92	1991-92
Prairie View.....	2-0	1989-90	2012-13	Wake Forest.....	2-1	1992-93	1999-00
Princeton.....	3-1	1971-72	2009-10	Waseda (Japan).....	1-0	1927-28	1927-28
Providence.....	0-1	1978-79	1978-79	Washington.....	78-78	1915-16	2012-13
Purdue.....	1-5	1935-36	1990-91	Washington State.....	74-47	1916-17	2012-13
Redlands.....	1-0	1920-21	1920-21	Watsonville YMCA.....	3-0	1908-09	1916-17
Rhode Island.....	1-1	1997-98	1998-99	Weber State.....	2-0	1970-71	2011-12
Rice.....	1-1	1973-74	1974-75	West Virginia.....	4-1	1958-59	1975-76
Richmond.....	1-0	1993-94	1993-94	Western Kentucky.....	0-1	1967-68	1967-68
Rivals.....	1-0	1908-09	1908-09	Whittier.....	1-0	1916-17	1916-17
Saint Joseph's.....	0-1	2003-04	2003-04	Wichita Henrys.....	1-0	1932-33	1932-33
Saint Louis.....	3-3	1958-59	2001-02	Wichita State.....	1-0	1975-76	1975-76
Saint Mary's.....	61-16	1914-15	2004-05	Willamette.....	1-0	1915-16	1915-16
St. Mary's Pre-Flight.....	1-2	1943-44	1945-46	Wisconsin.....	5-3	1947-48	2012-13
Sacramento Senators.....	1-1	1946-47	1947-48	Wisconsin-Green Bay.....	0-1	1993-94	1993-94
Sacramento State.....	2-0	1950-51	1992-93	Wyoming.....	3-2	1962-63	2003-04
San Diego.....	2-0	1980-81	1981-82	Yale.....	2-0	1968-69	2000-01
San Diego State.....	4-5	1939-40	2011-12	Young Men's Institute.....	1-3	1931-32	1934-35
San Francisco.....	46-30	1914-15	2008-09				

# Series Records vs. 2013-14 Opponents

## ARIZONA

Arizona leads the series, 55-29

1923-24	W	38-30	H
	L	14-23	H
1935-36	W	33-31	A
1936-37	W	55-22	H
1955-56	W	84-74	A
1956-57	W	70-49	A
1958-59	W	90-46	H
1963-64	L	58-64	A
1964-65	W	57-55	H
1965-66	L	58-62	S
1970-71	W	87-79	A
1971-72	W	79-76	H
1974-75	W	84-82	N
1978-79	L	64-69	A
	L	75-83	H
1979-80	L	81-89	H
	L	62-65	A
1980-81	L	71-73	H
	L	72-83	A
1981-82	W	85-73	A
	W	63-59	H
1982-83	W	59-57	H
	W	84-59	A
1983-84	L	50-56	A
	W	70-62	H
1984-85	L	67-69	H
	L	48-66	A
1985-86	L	72-79 2OT	A
	L	52-61	H
1986-87	W	82-81 2OT	A
	L	51-70	H
1987-88	L	51-80	A
	L	62-74	H
	L	64-88	A
1988-89	L	55-64	H
	L	59-86	A
1989-90	L	70-71 OT	A
	L	68-93	H
1990-91	W	85-78	H
	L	63-100	A
1991-92	L	68-80	H
	L	77-100	A
1992-93	L	81-93	A
	W	74-71	O
1993-94	W	98-93 OT	A
	L	77-96	H
1994-95	L	86-99	H
	W	74-72^	A
1995-96	W	99-75^	O
	L	68-71	A
1996-97	L	80-81	A
	W	79-77	SF
1997-98	L	57-70	O
	L	73-76	A
1998-99	L	74-91	A
	W	89-76	O
1999-00	L	61-65	H
	L	61-70	A
2000-01	L	75-78	A
	L	76-78	H
2001-02	L	58-68	H
	L	53-99	A
	L	78-90	LA
2002-03	L	80-95	A
	L	75-88	H
2003-04	L	75-95	A
	W	87-83	H
2004-05	L	67-87	H
	L	76-97	A
	L	63-88	LA
2005-06	L	55-60	A
	W	75-66	H
2006-07	L	85-94	A
	L	65-70	LA
2007-08	L	75-79	H
	L	73-83	A

2008-09	W	69-55	H
	W	83-77	A
2009-10	L	72-76	A
	W	95-71	H
2010-11	L	71-73	A
	L	105-107 3OT	H
2011-12	L	78-74	H
2012-13	W	77-69	A

S – Seattle, WA  
O – Oakland  
SF – San Francisco  
LA – Los Angeles  
N – Norfolk, VA

### Series, Notes

Record at Cal: 16-23  
Record at UA: 11-29  
Neutral: 1-4  
Last 10 meetings: 4-6  
Most points, Cal: 105, 2010-11  
Most points, UA: 107, 2010-11  
Largest margin, Cal: 44, 1958-59  
Largest margin, UA: 46, 2001-02  
Longest Cal win streak: 5, 1935-36 to 1958-59  
Longest UA win streak: 10, 1999-00 to 2003-04  
Current Streak: 1, Cal

## ARIZONA STATE

Cal leads the series, 37-36

1955-56	W	64-59	A
1956-57	W	80-50	H
	W	74-61	A
1963-64	L	66-71	A
1968-69	W	93-81	P
1978-79	W	70-59	A
	L	55-91	H
1979-80	L	63-74	H
	L	58-69	A
1980-81	L	81-84 2OT	H
	L	68-81	A
1981-82	L	57-70	A
	W	70-65	H
1982-83	L	65-72	H
	L	69-79	A
1983-84	L	60-75	A
	L	54-59	H
1984-85	L	70-77	H
	L	60-61	A
1985-86	L	67-69	A
	W	83-61	H
1986-87	L	53-61	A
	W	71-65	H
1987-88	L	60-82	A
	L	75-88	H
1988-89	W	80-64	H
	W	73-63	A
1989-90	W	68-66 2OT	A
	W	69-60	H
1990-91	W	76-65	H
	L	78-87	A
1991-92	W	68-61	H
	L	71-74	A
1992-93	L	83-90	A
	W	91-67	O
1993-94	L	60-63	A
	W	89-57	H
1994-95	L	68-73	O
	L	81-100	A
1995-96	W	97-82^	O
	L	53-56	A
1996-97	L	60-64	A
	W	84-66	H
1997-98	W	82-77	O
	L	80-99	A
1998-99	L	66-69	A
	W	78-73	O
1999-00	L	108-111 2OT	H

	L	76-85	A
2000-01	W	82-67	A
	W	86-67	H
2001-02	W	67-59	H
	W	91-80	A
2002-03	L	70-75	A
	W	80-72	H
2003-04	W	74-62	A
	W	85-83	H
2004-05	L	70-79	H
	W	84-82	A
2005-06	W	88-58	A
	L	64-65 2OT	H
2006-07	W	66-62 OT	A
	L	41-42	H
2007-08	L	90-99 2OT	H
	W	76-73	A
2008-09	W	81-71	H
	L	66-83	A
2009-10	W	78-70	A
	W	62-46	H
2010-11	W	65-61	A
	W	66-62	H
2011-12	W	68-47	H
2012-13	L	62-66	A

P – Portland, OR  
O – Oakland

### Series, Notes

Record at Cal: 22-13  
Record at ASU: 14-23  
Neutral: 1-0  
Last 10 meetings: 7-3  
Most points, Cal: 108, 1999-00  
Most points, ASU: 111, 1999-00  
Largest margin, Cal: 30, 1956-57  
Largest margin, ASU: 36, 1978-79  
Longest Cal win streak: 5, 1988-89 to 1990-91; 2009-10 to 2011-12  
Longest ASU win streak: 7, 1982-83 to 1985-86  
Current Streak: 1, ASU

## ARKANSAS

Arkansas leads the series, 1-0

1986-87	L	58-74	N
---------	---	-------	---

N - Rainbow Classic, Honolulu, Hawaii

## BAYLOR

Cal leads the series, 3-0

1947-48	W	68-57	H
1950-51	W	86-40	H
1976-77	W	76-67	O

O – Oklahoma City, Okla.

## CHAMINADE

Cal leads the series, 1-0

1980-81	W	91-67	H
---------	---	-------	---

## COLORADO

Cal leads the series, 11-10

1945-46	W	50-44	N
1954-55	W	57-44	H
	W	59-46	H
	L	62-69	A
1959-60	W	51-47	H
	W	79-46	H
1961-62	L	47-63	A
	L	60-66	A
1974-75	W	98-78	A
	W	85-76	H
1986-87	L	61-86	A
1988-89	W	70-54	H
1999-00	L	62-80	A
2000-01	W	75-63	H
2003-04	L	60-78	A

# Series Records vs. 2013-14 Opponents

2010-11	L	72-89	A
2011-12	W	57-50	H
	L	57-70	A
	L	59-70	LA
2012-13	L	71-81	A
	W	62-46	H

LA – Los Angeles (Pac-12 Tournament)

### Series, Notes

Record at Cal: 9-0  
 Record at Colorado: 1-9  
 Neutral: 1-1  
 Last 10 meetings: 4-6  
 Most points, Cal: 98, 1974-75  
 Most points, Colorado: 89, 2010-11  
 Largest margin, Cal: 33, 1959-60  
 Largest margin, Colorado: 25, 1986-87  
 Longest Cal win streak: 3, 1945-46 to 1954-55  
 Longest Colorado win streak: 3, 2003-04 to 2010-11;  
 2011-12  
 Current Streak: 1, Cal

### COPPIN STATE

Cal leads the series, 2-0			
1998-99	W	58-56	N
2000-01	W	75-59	H

N - Oakland, Calif.

### CREIGHTON

Cal leads the series, 2-1			
1937-38	W	41-35	A
1987-88	W	70-49	A
2012-13	L	64-74	H

### DAYTON

Dayton leads the series, 2-1			
1957-58	W	60-55	N
1973-74	L	62-64	A
1985-86	L	53-59 OT	A

N – New York, N.Y.

### DENVER

Cal leads the series, 4-0			
1966-67	W	63-58	H
1967-68	W	96-82	A
2011-12	W	80-59	H
2012-13	W	72-61	A

### FRESNO STATE

Cal leads the series, 3-2			
1975-76	W	73-54	H
1977-78	L	55-60	A
1998-99	W	79-71	O
2000-01	L	70-82	M
2001-02	W	97-75	H

M – Memphis, Tenn.

O – Oakland, Calif.

### GONZAGA

Cal leads the series, 1-0			
1999-2000	W	72-64	O

O – Oakland, Calif.

### MINNESOTA

Minnesota leads the series, 4-2			
1947-48	L	58-60	H
1947-48	W	59-35	H
1949-50	L	45-47	S
1960-61	W	63-49	L
1994-95	W	82-75^	O
1995-96	W	70-67^	A

L – Los Angeles, Calif.

O – Oakland, Calif.  
 S – San Francisco, Calif.

### NEVADA

Cal leads the series, 20-8			
1907-08	W	41-9	
1914-15	W	28-17	
1915-16	W	27-25	
1917-18	W	28-20	
1921-22	W	54-29	
1922-23	W	27-12	
	W	22-12	
1923-24	W	43-23	
	W	24-18	
1924-25	L	27-28	H
	W	28-21	H
1925-26	W	26-20	H
	W	29-10	H
1930-31	W	28-21	A
	L	26-27	A
1923-33	W	26-23	H
1945-46	W	35-31	H
1978-79	L	61-66 OT	A
1980-81	W	78-59	H
1981-82	L	82-95	A
1983-84	L	54-57	H
1984-85	L	80-92	A
1985-86	W	52-51	H
1986-87	L	60-74	A
1991-92	W	91-73	H
2006-07	L	71-77	S
2007-08	W	74-68	A
2008-09	W	75-66	H

S – San Jose

### OREGON

Cal leads the series, 82-55			
1918-19	L	37-39	
	L	28-30	
1919-20	L	26-29	H
	W	33-19	H
1921-22	W	25-12	
	W	30-22	
1925-26	W	32-17	O
	W	29-23	O
1926-27	W	36-29	A
	W	31-20	A
1936-37	W	54-44	H
1938-39	L	49-54	A
	L	47-53	A
1948-49	L	50-51	A
	W	58-48	A
1954-55	W	64-52	A
1955-56	L	62-63	A
	W	67-65	A
1956-57	W	53-46	H
	W	71-57	H
1957-58	W	61-60	A
	L	62-64	A
1958-59	L	57-59	A
	W	83-55	H
1959-60	W	70-45	H
	W	70-49	S
1962-63	W	78-46	P
	L	55-60	H
	W	79-58	H
1963-64	L	63-77	A
	L	64-72	A
1964-65	L	71-83	A
	W	72-52	H
1965-66	L	63-65	H
	L	51-68	A
1966-67	W	74-61	H
	W	62-61	A
1967-68	W	96-81	A
	W	76-64	H
1968-69	L	73-84	A

	W	91-70	H
1969-70	L	71-77	H
	L	91-98	A
1970-71	L	81-100	A
	W	103-72	H
1971-72	W	79-77 OT	H
	W	71-67	A
1972-73	L	55-60 OT	A
	L	69-72 OT	H
1973-74	L	42-54	H
	L	54-61	A
1974-75	W	60-58	A
	W	76-74	H
1975-76	L	60-79	A
	L	64-75	H
1976-77	L	49-75	A
	W	107-102 5OT	H
1977-78	L	47-49	A
	W	76-67	H
1978-79	L	59-74	A
	W	74-62	H
1979-80	W	80-71	H
	L	67-75	A
1980-81	L	80-87	A
	W	85-77	H
1981-82	W	91-81	H
	W	70-60	A
1982-83	L	67-69 OT	A
	W	75-63	H
1983-84	W	55-54	H
	L	44-45	A
1984-85	W	70-68	P
	W	50-37	H
	L	53-70	A
1985-86	L	55-65	A
	W	64-55	H
1986-87	W	78-67	H
	L	73-86	A
1987-88	W	77-74	A
	L	56-62	H
1988-89	W	80-62	H
	W	78-74	A
1989-90	W	95-72	H
	W	79-78	A
1990-91	L	67-73	A
	L	71-74	H
1991-92	L	57-67	A
	W	87-76	H
1992-93	W	82-65	H
	W	79-76	A
1993-94	W	81-61	A
	W	82-73	H
1994-95	L	86-94	O
	L	82-95	A
1995-96	W	97-72^	H
	L	58-60	A
1996-97	W	73-62	A
	W	73-66	H
1997-98	L	59-66	A
	W	75-71	O
1998-99	L	69-71 OT	O
	L	82-93	A
	W	85-69	NY
1999-00	L	68-83	A
	L	60-64	H
2000-01	W	78-62	H
	W	65-56	A
2001-02	L	72-76	A
	W	107-103 2OT	H
2002-03	W	88-72	H
	W	86-75	A
2003-04	L	56-68	A
	W	85-81 OT	H
	L	82-87	LA
2004-05	W	65-62	H
	L	58-63	A
2005-06	W	77-66	H

# Series Records vs. 2013-14 Opponents

	W	62-60	A
	W	91-87 2OT	LA
2006-07	L	84-92	A
	W	63-61	H
	L	63-81	LA
2007-08	L	70-79	A
	L	92-70	H
2008-09	W	76-69	H
	W	78-60	A
2009-10	W	89-57	H
	W	64-49	A
	W	90-74	LA
2010-11	W	85-77	H
	W	81-71	A
2011-12	W	77-60	A
	W	86-83	H
2012-13	W	58-54	H
	W	48-46	A

S – Seattle, WA  
P – Portland, OR  
NY – New York, NY  
O – Oakland  
LA – Los Angeles

### Series, Notes

Record at Cal: 47-13  
Record at UO: 27-40  
Neutral: 6-2  
Last 10 meetings: 10-0  
Most points, Cal: 107, 1976-77 & 2001-02  
Most points, UO: 103, 2001-02  
Largest margin, Cal: 32, 1962-63 & 2009-10  
Largest margin, UO: 26, 1976-77  
Longest Cal win streak: 10, 2008-09 to 2012-13  
Longest UO win streak: 4, 1972-73 to 1973-74  
Current Streak: 10, Cal

## OREGON STATE

Cal leads the series, 80-60

1915-16	W	17-14	
	W	26-20	
	W	27-22	
	L	20-29	
1916-17	W	28-24	
	W	20-11	
1920-21	W	33-16	
	W	31-10	
	W	24-19	
	W	22-19	
1924-25	W	25-32	
	W	32-17	
	W	33-19	
1930-31	L	25-26	O
1931-32	W	27-22	H
1937-38	W	46-34	A
1947-48	W	60-55	A
	L	47-63	A
1951-52	L	59-61	SF
	W	65-53	A
1954-55	W	52-50	A
1955-56	W	65-63 OT	H
	W	69-56	H
1956-57	W	73-60	A
	W	62-51	A
1957-58	L	43-55	A
	W	61-51	H
	W	57-45	E
1958-59	W	57-40	A
	W	55-52	H
1959-60	W	67-48	H
	W	62-47	A
1962-63	W	61-59	A
	L	60-70	A
	L	50-58	P
1963-64	W	65-55	H
	L	49-61	H
1964-65	L	57-74	A

1965-66	L	62-77	H
	L	50-63	A
1966-67	L	42-45	H
	L	57-59 OT	A
1967-68	L	63-76	A
	W	71-58	H
1968-69	W	69-57	A
	L	63-79	H
1969-70	W	71-55	H
	W	67-64	A
1970-71	W	101-100 OT	A
	W	99-74	H
1971-72	L	68-74	H
	L	68-74	A
1972-73	L	70-79	A
	W	79-77	H
1973-74	W	61-54	H
	L	73-77	A
1974-75	W	64-70	A
	L	54-68	H
1975-76	W	73-72	A
	L	70-78*	H
1976-77	L	63-79	A
	W	84-83	H
1977-78	L	55-57 2OT	A
	L	68-70	H
1978-79	L	51-76	A
	L	51-59	H
1979-80	L	55-86	H
	L	51-52	A
1980-81	L	53-80	A
	L	54-69	H
1981-82	L	43-74	H
	L	50-57	A
1982-83	W	59-52	A
	L	65-70 OT	H
1983-84	L	42-44	H
	L	60-64 OT	A
1984-85	L	59-70	P
	W	42-36	H
	L	37-51	A
1985-86	L	42-58	A
	W	72-66	H
1986-87	W	69-61	H
	L	57-59	A
	W	64-57	LA
	W	65-62	A
1987-88	L	46-82	A
	L	54-65	H
1988-89	L	64-69 OT	H
	L	54-60	A
	L	66-79	LA
1989-90	L	58-64	H
	L	81-98	A
1990-91	L	55-59	A
	W	83-76	H
1991-92	L	65-77	A
	W	79-66	H
1992-93	L	63-64	H
	W	78-72	A
1993-94	W	67-61	A
	W	74-44	O
1994-95	L	67-76	H
	L	67-83	A
1995-96	W	70-52^	H
	W	57-51^	A
1996-97	W	80-70	A
	W	90-68	H
1997-98	W	84-70	A
	L	43-46	O
1998-99	W	54-52	O
	W	68-61	A
1999-00	W	71-65	A
	W	70-68	H
2000-01	W	81-67	H
	W	72-69 OT	A
2001-02	W	61-53	A

2002-03	W	73-58	H
	W	78-73	H
	W	84-71	A
	W	69-46	LA
2003-04	W	88-74	A
	W	75-58	H
2004-05	W	91-66	H
	L	63-82	A
2005-06	W	64-72	H
	W	69-52	A
2006-07	W	77-74	A
	W	84-80 OT	H
	W	70-51	LA
2007-08	W	69-59	A
	W	81-76	H
2008-09	L	65-69	H
	L	54-65	A
2009-10	W	65-61	H
	L	64-80	A
2010-11	W	85-57	H
	W	87-76	A
2011-12	L	92-85	A
	W	77-63	H
2012-13	W	71-68	H
	W	60-59	A

E – Eugene, OR  
O – Oakland  
SF – San Francisco  
P – Portland, OR  
LA – Los Angeles

### Series, Notes

Record at Cal: 35-25  
Record at OSU: 41-33  
Neutral: 4-3  
Last 10 meetings: 6-4  
Most points, Cal: 101, 1970-71  
Most points, OSU: 100, 1970-71  
Largest margin, Cal: 30, 1993-94  
Largest margin, OSU: 36, 1987-88  
Longest Cal win streak: 14, 1998-99 to 2004-05  
Longest OSU win streak: 10, 1977-78 to 1981-82  
Current Streak: 3, Cal

## STANFORD

Cal leads the series, 145-117

1911-12	W	32-16
1912-13	W	28-15
	W	22-12
1913-14	W	32-12
	W	37-17
1914-15	W	38-22
	W	35-22
1915-16	W	32-28
	W	46-26
1916-17	W	20-14
	W	29-20
1917-18	L	18-22
	W	27-24
	W	26-17
1918-19	W	29-26
	W	35-25
1919-20	L	20-27
	L	24-33
1920-21	W	30-24
	L	25-30
	L	21-25
1921-22	W	24-14
	W	27-17
1922-23	W	26-23
	L	17-18
	W	30-20
	W	33-17
1923-24	L	17-18
	W	26-25
	W	27-23
	W	26-23



# Series Records vs. 2013-14 Opponents

1924-25	W	17-13		1948-49	W	56-54	SF	1977-78	W	101-91	H
	W	22-18 OT	O		L	65-66	H		W	84-68	A
	L	15-16	A		L	48-55	A		L	85-86	H
1925-26	W	17-16	O		L	53-56	A	1978-79	L	50-73	H
	W	18-17	A		L	46-55	H		L	49-54	A
1926-27	W	24-16	O	1949-50	W	60-55	A	1979-80	W	77-69	A
	W	32-24	O		L	47-50	H		L	74-75	H
1927-28	W	29-19	A		L	46-58	H	1980-81	W	58-56	H
	W	31-25	SF		W	64-55	A		L	72-81	A
	W	29-12	SF	1950-51	W	72-42	H	1981-82	W	87-78	A
	W	28-17	SF		L	60-64	A		W	78-59	H
1928-29	W	41-23	O		L	57-75	A	1982-83	W	75-61	H
	W	19-17	A		L	56-57	H		W	66-64	A
1929-30	W	27-18	O	1951-52	L	74-81	A	1983-84	W	66-64	A
	W	36-30	A		W	72-63	H		L	51-62	H
	W	38-31	O		L	65-70	A	1984-85	W	87-72	H
	W	41-25	A		L	68-54	H		W	43-41 2OT	A
1930-31	L	32-37	O	1952-53	W	68-54	H	1985-86	W	75-69	A
	W	37-34	A		L	60-76	A		W	81-53	H
	W	46-32	O		W	82-63	A	1986-87	W	87-72	H
1931-32	W	25-19	A		W	97-63	H		L	80-88	A
	W	33-16	O	1953-54	W	83-68	A	1987-88	L	54-70	A
	W	29-18	A		W	56-50	H		L	61-71	H
1932-33	W	37-22	H		W	98-80	H	1988-89	W	75-64	H
	W	28-18	A		L	70-80	A		L	71-97	A
	W	41-23	A	1954-55	L	57-59	H	1989-90	W	66-63	A
1933-34	W	43-34	A		L	67-75	A		L	58-79	H
	W	42-25	H		L	84-90	A		L	61-77	T
	L	20-34	H		L	68-77	H	1990-91	L	72-90	A
	W	43-15	A	1955-56	L	63-66	H		W	75-70	H
1934-35	W	45-31	H		L	68-70	A	1991-92	L	61-76	A
	W	37-31	A	1956-57	W	59-45	H		L	66-92	O
	L	34-38	A		W	67-64 OT	A	1992-93	W	83-66	H
	W	50-43	H	1957-58	W	60-45	A		W	86-61	A
1935-36	L	38-41	A		W	67-59	H	1993-94	L	79-88	A
	W	39-35	H	1958-59	L	53-56	A		W	80-62	H
	W	63-30	H		W	67-46	H	1994-95	L	73-78	H
	L	26-40	A	1959-60	W	52-43	A		L	70-83	A
1936-37	L	35-51	H		W	51-42	H	1995-96	L	79-93	A
	L	37-50	A		W	70-51	A		W	85-69 <sup>A</sup>	H
	L	32-36	H	1960-61	W	40-36	LA	1996-97	W	70-64	H
	W	44-31	A		L	52-53	H		L	63-73	A
1937-38	W	47-44	H		W	52-50	A	1997-98	L	74-84	A
	L	33-62	A		W	64-61	H		L	72-74	O
	L	39-41	A	1961-62	L	42-74	A	1998-99	L	62-71	A
	L	42-63	H		L	51-64	H		L	55-57	O
1938-39	W	45-29	A		L	54-59	A	1999-00	L	70-81	H
	W	43-25	H	1962-63	L	68-70 2OT	H		L	50-101	A
	L	35-39	H		W	61-60	A	2000-01	L	58-84	A
	W	43-32	A		L	58-68	H		L	56-88	H
1939-40	W	32-55	A	1963-64	L	57-69	H	2001-02	L	62-82	A
	W	38-36	H		W	59-52	A		W	68-54	H
	L	33-35	H		L	59-61 OT	A	2002-03	W	72-59	H
	W	31-27	A	1964-65	L	79-86	H		L	60-72	A
1940-41	W	31-35	H		L	59-72	A	2003-04	L	61-68	A
	L	42-49	A	1965-66	L	59-63	H		L	58-69	H
	W	40-29	H		W	88-73	A	2004-05	L	58-74	H
	L	36-49	A	1966-67	L	67-83	H		L	56-71	A
1941-42	W	35-51	A		W	83-58	A	2005-06	L	61-75	A
	L	36-38	H	1967-68	W	88-81	H		W	65-62	H
	L	49-59	A		L	51-64	A	2006-07	W	67-63	A
	L	30-32	H	1968-69	W	73-65	H		L	71-90	H
1942-43	W	33-32	H		L	79-83 2OT	A	2007-08	L	77-82	H
	L	34-36	A	1969-70	L	71-73	A		L	69-79	A
	L	45-53	H		W	100-85	H	2008-09	L	69-75	A
	L	43-48	A	1970-71	W	99-74	H		W	82-75	H
1945-46	W	47-36	A		W	100-84	A	2009-10	W	92-66	H
	W	47-28	H	1971-72	L	86-93 3OT	A		W	71-61	A
	W	42-31	H		W	84-70	H	2010-11	L	68-82	A
	W	53-37	A	1972-73	L	68-73	H		W	74-55	H
1946-47	W	47-46	H		L	66-70	A	2011-12	W	69-59	H
	W	48-36	A	1973-74	L	53-71	A		L	70-75	A
	W	46-40	A		W	71-68	H		W	77-71	LA
	W	88-48	H	1974-75	W	60-46	H	2012-13	L	59-69	A
1947-48	W	40-34	A		W	68-63	A		L	70-83	H
	W	50-46	H	1975-76	W	89-85 2OT	A				
	W	45-38	H		L	65-73	H				
	L	45-49	A	1976-77	L	66-85	A				

O – Oakland

# Series Records vs. 2013-14 Opponents

SF – San Francisco  
 LA – Los Angeles (Pac-12 Tournament)  
 T – Tempe, AZ

## Series, Notes

Record at Cal: 56-44  
 Record at Stanford: 74-70  
 Neutral: 15-3  
 Last 10 meetings: 6-4  
 Most points, Cal: 101, 1976-77  
 Most points, Stanford: 101, 1999-00  
 Largest margin, Cal: 40, 1946-47  
 Largest margin, Stanford: 51, 1999-00  
 Longest Cal win streak: 14, 1924-25 to 1929-30  
 Longest Stanford win streak: 9, 1996-97 to 2000-01  
 Current Streak: 2, Stanford

## SYRACUSE

Syracuse leads the series, 2-0

2009-10	L	73-95	N
2012-13	L	60-66	S

N - New York, N.Y.  
 S - San Jose, Calif.

## UC IRVINE

Cal leads the series, 5-2

1977-78	W	83-50	H
1989-90	W	99-78	H
1990-91	L	88-98	A
1999-2000	W	88-61	H
2000-01	L	52-56	A
2003-04	W	65-57	H
2011-12	W	77-56	H

## UC SANTA BARBARA

Cal leads the series, 10-0

1948-49	W	45-44	A
1959-60	W	59-47	A
1960-61	W	60-54	H
1979-80	W	64-56	A
1980-81	W	69-62	H
1981-82	W	74-61	H
2002-03	W	67-60	H
2009-10	W	87-66	H
2011-12	W	70-50	H
2012-13	W	68-59	H

## UCLA

UCLA leads the series, 133-101

1920-21	W	36-28	
	W	46-29	
1922-23	W	49-16	
1924-25	W	33-24	H
1925-26	W	21-8	A
1927-28	W	35-34	A
	L	36-48	A
	W	33-25	O
1928-29	W	26-21	O
	W	35-31	O
	W	47-31	A
1929-30	L	23-26	O
	W	32-29	A
	W	32-30	A
1930-31	W	26-24	A
	W	43-39	H
	W	30-28	H
1931-32	W	29-18	A
	W	26-25	A
	W	34-28	O
	W	31-29	O
1932-33	W	40-37	H
	W	33-29	H
	W	37-28	A
	W	37-36	A
1933-34	W	46-31	H
	W	29-28	H
	W	42-30	A

	L	38-40	A		L	76-84	H
1934-35	L	24-35	A	1955-56	L	80-85	A
	W	38-26	A		L	62-84	A
	L	37-39	H	1956-57	L	66-71	H
	W	38-21	H		W	73-68	H
1935-36	W	35-33	A	1957-58	W	61-58	A
	W	30-26	A		W	56-50	H
	W	34-32	H	1958-59	W	60-58	A
	L	28-32	H		W	64-51	H
1936-37	W	33-27	H	1959-60	W	59-47	H
	L	44-46	H		W	53-45	H
	L	33-37	A		W	67-57	A
	W	43-31	A	1960-61	L	46-54	A
1937-38	W	39-37	A		W	66-65	H
	W	32-27	A	1961-62	L	55-59	A
	W	32-21	H		L	60-71	H
	W	41-22	H		L	62-68	A
1938-39	W	54-39	A		L	54-66	H
	W	49-33	A	1962-63	L	58-63	A
	W	54-32	H		L	57-64	H
	W	42-22	H		L	53-72	A
1939-40	W	39-33	H	1963-64	L	67-87	H
	L	32-34	H		L	56-58	H
	W	48-26	A		L	57-87	A
	L	33-35	A	1964-65	L	54-76	A
1940-41	W	42-32	A		L	68-83	H
	L	33-35	A	1965-66	L	66-75	H
	W	54-32	H		L	79-95	A
	W	30-28	H	1966-67	L	78-96	A
1941-42	W	54-50	A		L	66-103	H
	L	34-50	A	1967-68	L	64-94	H
	L	32-33	H		L	71-115	A
	W	51-43	H	1968-69	L	74-109	A
1942-43	L	40-49	A		L	77-84 OT	H
	L	40-42	H	1969-70	L	72-87	H
1943-44	W	36-27	A		L	95-109	A
	W	36-24	H	1970-71	L	76-94	H
1944-45	L	26-37	H		L	69-103	A
	L	44-50	A	1971-72	L	43-84	A
1945-46	W	45-33	H		L	71-85	H
	W	37-35	H	1972-73	L	50-69	H
	W	50-37	A		L	65-90	A
	W	49-25	A	1973-74	L	56-92	A
1946-47	L	45-52	H		L	60-83	O
	W	62-46	H	1974-75	L	72-102	H
	L	52-85	A		L	47-51	A
	L	59-72	A	1975-76	L	71-80	A
1947-48	W	58-49	A		L	93-113	H
	W	62-44	H	1976-77	L	74-82	H
	W	44-39	A		L	69-91	A
	W	41-37	H	1977-78	L	75-94	A
1948-49	L	54-63	H		L	64-78	H
	L	37-49	A	1978-79	L	67-95	H
	L	42-45	H		L	68-79	A
	L	50-59	A	1979-80	L	59-73	A
1949-50	L	45-50	A		L	58-83	H
	L	47-54	H	1980-81	L	61-75	A
	L	56-64	A		L	66-72	H
	L	44-46	H	1981-82	L	56-83	H
1950-51	W	62-60	A		L	65-70 OT	A
	L	56-61	A	1982-83	L	63-68	H
	L	57-75	H		L	60-70	A
	L	59-62	H	1983-84	L	54-76	A
1951-52	W	61-59	H		L	62-70 OT	H
	W	54-51	H	1984-85	L	69-80	A
	L	54-67	A		L	48-54	H
	L	42-68	A	1985-86	W	75-67	H
1952-53	W	72-68	A		L	63-76	A
	W	68-66	A	1986-87	L	81-86	A
	L	63-67	H		L	72-77	H
	W	70-62	H		L	68-75	A
1953-54	W	73-65	H	1987-88	W	83-70	H
	W	62-53	H		L	66-74	A
	L	54-82	A	1988-89	L	59-76	A
	L	62-71	A		L	73-81	H
1954-55	L	64-83	A	1989-90	L	97-106	H
	L	63-84	A		W	79-71	A
	L	48-55	H	1990-91	L	81-98	A

# Series Records vs. 2013-14 Opponents

	W	82-79	H		L	19-24	L	51-55	A
1991-92	L	66-86	O		L	21-24	W	42-35	H
	L	76-82	A		W	35-15	W	51-35	H
1992-93	W	104-82	A	1923-24	L	26-27	W	42-38	H
	L	71-85	O		W	28-22	W	53-47	H
1993-94	W	85-70	O		W	25-16	L	54-59	A
	W	92-88	A		L	25-26	W	55-45	A
1994-95	W	100-93 <sup>A</sup>	A	1925-26	W	37-17	W	53-40	A
	L	88-104	H		W	32-12	W	48-47	H
1995-96	L	73-93	A		W	23-16	W	53-50	A
	L	65-73	O	1926-27	W	31-28	W	58-34	H
1996-97	L	56-64	SF		W	30-19	W	43-42	SF
	W	71-68	A		W	27-22	L	52-57	H
1997-98	L	73-74	O	1927-28	L	31-42	W	49-45	A
	L	84-87	A		W	28-18	L	39-48	H
1998-99	L	61-72	A		L	29-39	L	52-72	A
	W	85-67	O	1928-29	W	43-38	L	45-61	A
1999-00	W	73-70	A		W	33-27	W	59-54	H
	L	62-83	H		W	43-16	L	34-61	A
2000-01	W	92-63	H	1929-30	L	28-30	W	60-58	H
	L	75-79	A		W	27-19	L	49-61	A
2001-02	L	57-64	A		L	22-24	L	44-68	A
	W	69-61	H	1930-31	W	24-22	L	55-42	H
	W	67-61	LA		L	29-32	W	44-49	H
2002-03	W	80-69	H		L	21-23	L	65-55	H
	L	75-76 OT	A	1931-32	L	14-22	L	43-44	H
2003-04	W	76-62	H		L	25-29	W	65-64	A
	L	49-66	A		W	27-18	L	54-73	A
2004-05	W	64-51	A		L	27-28	W	78-63	A
	L	62-77	H		W	26-22	W	71-63	A
2005-06	W	68-61	A	1932-33	L	26-32	L	66-68	H
	L	58-67 OT	H		L	29-31	W	71-44	H
	L	52-71	LA		L	27-28	L	49-53	H
2006-07	L	46-62	H		W	29-24	W	46-32	H
	L	75-85	A	1933-34	W	36-30	L	36-56	A
	W	76-69 OT	LA		L	19-42	L	56-62	A
2007-08	L	58-70	H		L	34-41	L	56-63	A
	L	80-81	A		W	37-28	L	65-81	A
	L	66-88	LA	1934-35	L	38-41	W	58-57	H
2008-09	L	66-81	A		L	33-44	L	62-80	H
	L	68-72	H		L	32-60	L	52-51	H
2009-10	L	75-76	H		L	26-36	L	64-77	H
	W	72-58	A	1935-36	L	29-51	W	61-55	A
	W	85-72	LA		L	22-35	W	89-83	A
2010-11	L	84-86	A		W	29-27	L	48-58	A
	W	76-72 OT	H		L	35-41	W	80-62	H
2011-12	W	85-69	H	1936-37	L	37-41	W	82-55	A
	W	73-63	A		L	34-35	W	70-64	H
2012-13	L	65-79	A		L	36-38	W	65-61 OT	A
	W	76-63	H		W	36-31	L	57-65	A
				1937-38	W	33-25	W	60-45	A
					W	39-27	W	57-46	H
					W	49-40	L	50-57	H
					L	27-60	L	57-65	H
				1938-39	L	34-38	W	69-57	A
					W	36-34	L	41-68	A
					W	42-39	L	52-79	A
					L	42-46	W	61-60	H
					W	42-36	W	72-65	H
				1939-40	L	36-49	W	78-69	H
					L	49-56	L	63-77 OT	A
					W	38-30	W	65-64	A
					L	33-49	W	65-47	A
				1940-41	W	40-34 OT	L	55-77	H
					W	35-26	L	55-75	A
					L	36-51	L	67-68	H
					L	47-57	L	58-77	H
				1941-42	L	46-58	W	60-58	A
					W	41-36	W	99-95 2OT	A
					L	37-59	W	77-75	H
					W	43-34	L	65-80	H
				1942-43	L	32-39	W	91-90 OT	A
					L	27-32	L	70-98	A
				1943-44	W	26-24	L	67-76	H
					W	37-34	L	73-78	H
				1944-45	L	25-52	L	82-90	A
					W	50-34	L	66-90	H
				1945-46	W	47-41	L	81-96	A

O – Oakland  
 SF – San Francisco  
 LA – Los Angeles (Pac-10 Tournament)

### Series, Notes

Record at Cal: 43-59  
 Record at UCLA: 48-69  
 Neutral: 8-5  
 Last 10 meetings: 6-4  
 Most points, Cal: 104, 1992-93  
 Most points, UCLA: 115, 1967-68  
 Largest margin, Cal: 33, 1922-23  
 Largest margin, UCLA: 44, 1967-68  
 Longest Cal win streak: 16, 1929-30 to 1933-34  
 Longest UCLA win streak: 52, 1960-61 to 1985-86  
 Current Streak: 1, Cal

### USC

Cal leads the series, 131-130  
 1916-17 W 27-15  
 W 42-18  
 1920-21 W 26-25  
 1921-22 W 43-13  
 W 36-20  
 L 28-29  
 W 46-9  
 1922-23 W 29-16

# Series Records vs. 2013-14 Opponents

1971-72	L	69-102	A
	W	84-74	H
1972-73	L	64-71	H
	L	53-64	A
1973-74	L	61-76	A
	L	67-70	H
1974-75	L	65-85	H
	L	59-82	A
1975-76	W	81-80	A
	W	96-94 OT	H
1976-77	W	84-76	H
	W	95-78	A
1977-78	L	81-87	A
	W	70-68	H
1978-79	L	54-59	H
	L	64-86	A
1979-80	L	74-84	A
	W	69-66	H
1980-81	L	66-72	A
	W	73-71 OT	H
1981-82	L	59-66	H
	L	70-75	A
1982-83	L	56-65	H
	L	53-55	A
1983-84	L	56-73	A
	W	46-37	H
1984-85	L	80-86	A
	L	52-75	H
1985-86	W	62-61	H
	W	65-63	A
1986-87	W	79-76	A
	W	56-53	H
1987-88	L	56-58 2OT	H
	L	46-63	A
	W	75-59	T
1988-89	W	73-66	A
	W	74-62	H
1989-90	W	74-60	H
	W	74-70	A
1990-91	W	69-66	A
	L	76-85	H
1991-92	L	83-85	H
	L	81-94	A
1992-93	L	65-67	A
	W	86-83 OT	H
1993-94	W	77-68	O
	L	78-86 OT	A
1994-95	W	76-58^	A
	W	95-74^	H
1995-96	W	63-60^	A
	W	85-69^	H
1996-97	W	83-71	SF
	L	85-93	A
1997-98	W	92-82	O
	W	73-43	A
1998-99	W	89-75	A
	W	58-55	O
1999-00	W	66-62	A
	W	86-73	H
2000-01	L	66-80	H
	L	69-74	A
2001-02	W	92-91 OT	A
	W	83-64	H
2002-03	W	73-68	H
	W	84-82	A
	L	62-79	LA
2003-04	W	63-62	H
	L	60-70	A
2004-05	L	66-83	A
	L	70-89	H
2005-06	W	62-58	A
	W	71-60	H
	W	82-67	LA
2006-07	L	73-75	H
	L	66-84	A
2007-08	W	92-82	H
	L	89-93 OT	A
2008-09	L	62-73	A

	W	81-78 OT	H
	L	75-79	LA
2009-10	W	67-59	H
	L	63-66	A
2010-11	W	68-66	A
	L	75-78	H
	L	56-70	LA
2011-12	W	53-49	H
	W	75-59	A
2012-13	W	72-64	A
	W	72-64	H

O – Oakland  
 SF – San Francisco  
 T – Tucson, AZ  
 LA – Los Angeles (Pac-12 Tournament)

## Series, Notes

Record at Cal: 62-40  
 Record at USC: 57-84  
 Neutral: 12-6  
 Last 10 meetings: 6-4  
 Most points, Cal: 99, 1966-67  
 Most points, USC: 102, 1971-72  
 Largest margin, Cal: 37, 1921-22  
 Largest margin, USC: 33, 1937-38, 1971-72  
 Longest Cal win streak: 7, 1987-88 to 1990-91  
 Longest USC win streak: 7, 1968- 69 to 1971-72  
 Current Streak: 4, Cal

## UTAH

Cal leads the series, 13-9

1933-34	W	43-32	SF
1939-40	L	39-41	A
1940-41	L	29-38	H
1945-46	L	31-43	R
1952-53	W	62-61	A
	L	58-62	A
1953-54	W	70-53	H
	W	95-63	H
1958-59	W	71-53	SF
1961-62	L	58-64	A
1962-63	W	72-66	H
1964-65	L	74-99	A
1966-67	W	75-73	H
1969-70	W	86-80	A
	L	77-96	A
2007-08	L	65-67	H
2008-09	W	72-69	A
2011-12	W	81-45	H
	W	60-46	A
2012-13	W	62-57	A
	W	64-46	H
	L	69-79 (OT)	LV

SF – San Francisco  
 R – Reno, NV  
 LV – Las Vegas, Nev. (Pac-12 Tournament)

## Series, Notes

Record at Cal: 6-2  
 Record at Utah: 5-5  
 Neutral: 2-2  
 Last 10 meetings: 7-3  
 Most points, Cal: 95, 1953-54  
 Most points, Utah: 99, 1964-65  
 Largest margin, Cal: 36, 2011-12  
 Largest margin, Utah: 25, 1964-65  
 Longest Cal win streak: 5, 2008-09 to 2012-13  
 Longest Utah win streak: 3, 1939-40 to 1945-46  
 Current Streak: 1, Utah

## WASHINGTON

The series is tied, 78-78

1915-16	W	25-20
	W	30-24
	L	27-35
	W	35-33

1919-20	W	22-17
	L	28-29
1920-21	W	33-32
	L	20-23
1921-22	L	33-34
	L	22-28
1923-24	W	32-31
	W	28-25
1928-29	W	43-31
	W	30-27
1930-31	L	25-41
	W	36-34
	L	30-42
1931-32	W	22-21
	W	36-24
1937-38	L	34-43
	L	38-46
1947-48	L	51-54
	L	42-59
	W	64-51
	L	57-64
	L	49-59
1948-49	W	73-49
1950-51	L	52-57
	L	49-64
1951-52	L	50-52
	L	43-65
1952-53	L	50-60
	L	88-99
	L	47-60
	L	57-80
1955-56	W	74-62
	W	63-60
1956-57	L	57-70
	W	72-62
1957-58	W	57-45
	W	49-42
1958-59	W	54-43
	W	55-44
1959-60	W	79-39
	W	68-53
	W	54-47
1960-61	L	50-70
	L	58-59 OT
	W	52-51 OT
1961-62	L	57-62
	L	63-70
	W	68-65 OT
1962-63	L	62-64
	L	58-65
	W	50-45
1963-64	W	46-44
	L	53-59
	W	57-51
1964-65	L	46-55
	W	66-64
1965-66	L	79-80
	W	50-48
1966-67	L	80-85
	W	88-73
1967-68	W	79-66
	L	52-64
1968-69	L	73-74 OT
	L	65-85
1969-70	W	84-64
	W	91-86 OT
1970-71	W	92-90
	L	80-82
1971-72	L	63-79
	L	78-90
1972-73	L	59-71
	W	77-72
1973-74	L	76-82
	L	78-86
1974-75	L	57-83
	W	78-71
1975-76	L	56-76
	L	75-95

# Series Records vs. 2013-14 Opponents

1976-77	L	75-85	A
	W	86-58	H
1977-78	L	77-85	H
	L	76-83	A
1978-79	W	45-39	H
	L	56-71	A
1979-80	L	71-96	A
	L	66-68	H
1980-81	W	74-65	H
	L	75-98	A
1981-82	L	62-74	A
	W	54-50	H
1982-83	L	57-58	A
	W	96-64	H
1983-84	L	50-67	H
	L	51-54	A
1984-85	L	54-72	A
	L	38-41	H
1985-86	W	62-60	H
	W	78-72 OT	A
1986-87	L	61-70	H
	W	70-68	A
1987-88	W	77-75	H
	W	84-82 OT	A
1988-89	L	80-82	A
	W	84-70	H
1989-90	W	63-58	A
	W	86-64	H
1990-91	W	70-68	H
	W	67-46	A
1991-92	W	76-58	A
	L	74-76	H
1992-93	W	79-65	H
	W	76-75	A
1993-94	W	79-64	H
	W	62-56	A
1994-95	W	84-76 <sup>A</sup>	A
	L	73-74 OT	O
1995-96	L	69-71	A
	W	67-56	H
1996-97	W	80-52	H
	W	78-67	A
1997-98	L	84-86 (OT)	A
	W	84-67	O
1998-99	L	73-87	O
	L	61-86	A
1999-00	L	52-54	H
	W	75-64	A
2000-01	W	79-64	A
	W	82-66	H
2001-02	W	62-50	H
	L	60-75	A
2002-03	W	73-66	A
	W	58-53	H
2003-04	W	76-62	H
	L	58-76	A
2004-05	L	67-81	A
	L	73-106	H
2005-06	W	71-69	H
	L	62-73	A
2006-07	W	77-69 OT	H
	L	71-79	A
2007-08	W	79-75	A
	L	84-87	H
	W	84-81	LA
2008-09	W	88-85 3OT	A
	W	86-71	H
2009-10	L	69-84	A
	W	93-81	H
	L	75-79	LA
2010-11	L	71-92	H
	L	77-109	A
2011-12	W	69-66	A
2012-13	L	47-62	H

O – Oakland  
SF – San Francisco  
LA – Los Angeles

## Series, Notes

Record at Cal: 40-26  
Record at UW: 33-51  
Neutral: 4-1  
Last 10 meetings: 5-5  
Most points, Cal: 96, 1982-83  
Most points, UW: 109, 2010-11  
Largest margin, Cal: 40, 1959-60  
Largest margin, UW: 33, 2004-05  
Longest Cal win streak: 8, 1956-57 to 1959-60  
Longest UW win streak: 8, 1950-51 to 1952-53  
Current Streak: 1, UW

## WASHINGTON STATE

Cal leads the series, 74-47

1916-17	W	28-20	H
	L	29-32	
1919-20	W	28-26	
	W	33-29	
	W	27-22	
	L	27-31	
1921-22	W	21-15	
	L	24-26	
	W	37-18	
	W	34-16	
1953-54	W	71-45	H
	W	61-49	H
1955-56	W	87-55	H
	W	73-59	H
1956-57	W	66-58	A
	W	61-51	A
1957-58	W	47-32	H
	W	59-48	A
1958-59	W	61-37	A
	W	65-45	H
1959-60	W	54-43	H
1961-62	L	54-61	P
1963-64	W	72-64	H
	W	72-56	H
	W	72-70	A
1964-65	W	63-46	H
	L	53-60	A
1965-66	W	71-70	A
	L	71-74	H
1966-67	L	67-75	A
	L	81-85	H
1967-68	W	82-76	H
	L	66-87	A
1968-69	W	68-60	H
	L	66-84	A
1969-70	L	61-71	A
	L	63-74	H
1970-71	W	90-72	H
	W	102-76	A
1971-72	W	79-76 2OT	H
	W	81-78	A
1972-73	W	59-53	A
	W	98-57	H
1973-74	W	69-65	H
	L	57-74	A
1974-75	W	56-46	A
	W	78-64	H
1975-76	L	69-74	H
	L	85-98	A
1976-77	L	63-77	A
	W	66-52	H
1977-78	W	66-64	H
	L	83-90	A
1978-79	W	67-65	H
	L	52-68	A
1979-80	L	64-83	A
	L	68-80	H
1980-81	L	52-63	H
	W	73-65	A
1981-82	L	55-57 OT	A
	L	48-49	H
1982-83	L	64-66	A
	L	54-56	H

1983-84	W	68-63 OT	H
	L	62-71	A
1984-85	L	67-86	A
	L	67-58	H
1985-86	L	84-68	H
	L	78-81 OT	A
1986-87	W	92-58	H
	W	68-66	A
1987-88	L	37-59	H
	W	82-76	A
1988-89	W	63-62	A
	W	86-69	H
1989-90	W	72-67	A
	W	69-51	H
1990-91	L	81-90	H
	L	75-84	A
1991-92	L	83-101	A
	L	72-79	H
1992-93	L	75-83	H
	W	76-67	A
1993-94	W	70-54	H
	L	82-94	A
1994-95	L	71-83	A
	L	89-92	H
1995-96	W	87-79	A
	W	71-67 <sup>A</sup>	H
1996-97	W	77-75 2OT	H
	L	87-89	A
1997-98	W	86-75	A
	L	69-60	O
1998-99	W	75-68	O
	L	73-79	A
1999-00	W	80-46	H
	L	78-81 OT	A
2000-01	W	75-71 OT	A
	W	84-65	H
2001-02	W	90-57	H
	W	77-56	A
2002-03	W	76-63	A
	W	63-53	H
2003-04	L	50-55	H
	L	58-70	A
2004-05	W	59-47	A
	W	63-57	H
2005-06	W	55-53	H
	W	43-41	A
2006-07	L	56-73	H
	L	46-59	A
2007-08	W	69-64	A
	L	49-70	H
2008-09	W	57-50	A
	W	71-63	H
2009-10	W	93-88	A
	W	86-70	H
2010-11	W	88-81	H
	L	71-75	A
2011-12	L	75-77	A
2012-13	W	67-54	H

O – Oakland  
P – Portland, OR

## Series, Notes

Record at Cal: 42-16  
Record at WSU: 32-30  
Neutral: 0-1  
Last 10 meetings: 7-3  
Most points, Cal: 102, 1970-71  
Most points, WSU: 101, 1991-92  
Largest margin, Cal: 41, 1972-73  
Largest margin, WSU: 22, 1987-88  
Longest Cal win streak: 13, 1921-22 to 1959-60  
Longest WSU win streak: 5, 1990-91 to 1992-93  
Current Streak: 1, Cal  
<sup>A</sup> - Game was later forfeited by Cal for use of an ineligible player

# Cal Coaches

Year Overall Conf.

## NO COACH

1907-08	1-0	-
1908-09	8-0	-
1911-12	2-0	-
1912-13	2-0	-
1913-14	2-0	-
1914-15	6-0	-

## KILDUFF

1915-16	11-5	5-3	1st PCC
---------	------	-----	---------

## BEN CHERRINGTON

1916-17	15-1	5-1	2nd PCC
---------	------	-----	---------

## WALTER CHRISTIE

1917-18	8-2	-
---------	-----	---

## WILLIAM HOLLENDER

1918-19	6-3	2-2	3rd PCC
1919-20	8-5	5-5	2nd PCC

## E.H. WRIGHT

1920-21	15-4	8-3	T1st PCC
1921-22	19-6	10-4	3rd PCC
1922-23	12-6	5-3	1st SD, PCC
1923-24	14-4	5-3	1st SD, 1st PCC

## NIBS PRICE

1924-25	11-4	3-1	1st SD, 1st PCC
1925-26	14-0	5-0	1st SD, 1st PCC
1926-27	13-0	5-0	1st SD, 1st PCC
1927-28	9-6	6-3	T1st SD, PCC
1928-29	17-3	9-0	1st SD, 1st PCC
1929-30	9-8	6-3	2nd SD, PCC
1930-31	12-10	6-3	1st SD, 1st PCC
1931-32	16-8	8-3	1st SD, 1st PCC
1932-33	18-7	8-3	2nd SD, PCC
1933-34	19-7	8-4	2nd SD, PCC
1934-35	11-14	5-7	2nd SD, PCC
1935-36	13-16	6-6	3rd SD, PCC
1936-37	17-10	4-8	3rd SD, PCC
1937-38	18-11	8-4	2nd SD, PCC
1938-39	24-8	9-3	T1st SD, PCC
1939-40	15-17	5-7	3rd SD, PCC
1940-41	15-12	6-6	3rd SD, PCC
1941-42	11-19	4-8	3rd SD, PCC
1942-43	9-15	1-7	4th SD, PCC
1943-44	7-3	4-0	1st SD, PCC
1944-45	7-8	1-3	3rd SD, PCC
1945-46	30-6	11-1	1st SD, 1st PCC, NCAA
1946-47	20-11	8-4	2nd SD, PCC
1947-48	25-9	11-1	1st SD, PCC
1948-49	14-19	1-11	4th SD, PCC
1949-50	10-17	4-8	3rd SD, PCC
1950-51	16-16	3-9	4th SD, PCC
1951-52	17-13	6-6	T2nd SD, PCC
1952-53	15-10	9-3	1st SD, PCC
1953-54	17-7	6-6	3rd SD, PCC

## PETE NEWELL

1954-55	9-16	1-11	4th SD, PCC
1955-56	17-8	10-6	3rd PCC
1956-57	21-5	14-2	1st PCC, NCAA
1957-58	19-9	12-4	T1st PCC, NCAA
1958-59	25-4	14-2	1st PCC, NCAA
1959-60	28-2	11-1	1st AAWU, NCAA

## RENE HERRERIAS

1960-61	13-9	5-7	4th AAWU
1961-62	8-17	2-10	5th AAWU
1962-63	13-11	4-8	5th AAWU
1963-64	11-13	8-7	3rd AAWU
1964-65	8-15	4-10	7th AAWU
1965-66	9-16	4-10	7th AAWU
1966-67	15-10	6-8	T5th AAWU
1967-68	15-9	7-7	4th AAWU

## JIM PADGETT

1968-69	12-13	4-10	T7th Pac-8
1969-70	11-15	5-9	6th Pac-8
1970-71	16-9	8-6	T3rd Pac-8
1971-72	13-16	6-8	5th Pac-8

## DICK EDWARDS

1972-73	11-15	4-10	7th Pac-8
1973-74	9-17	3-11	T7th Pac-8
1974-75	17-9	7-7	4th Pac-8
1975-76	13-13	5-9	T6th Pac-8
1976-77	12-15	7-7	6th Pac-8
1977-78	11-16	4-10	7th Pac-8

## DICK KUCHEN

1978-79	6-21	4-14	10th Pac-10
1979-80	8-19	3-15	10th Pac-10
1980-81	13-14	5-13	T8th Pac-10
1981-82	14-13	8-10	T6th Pac-10
1982-83	14-14	7-11	T6th Pac-10
1983-84	12-16	5-13	9th Pac-10
1984-85	13-15	5-13	T8th Pac-10

## LOU CAMPANELLI

1985-86	19-10	11-7	3rd Pac-10, NIT
1986-87	20-15	10-8	T3rd Pac-10, NIT
1987-88	9-20	5-13	T8th Pac-10
1988-89	20-13	10-8	5th Pac-10, NIT
1989-90	22-10	12-6	3rd Pac-10, NCAA
1990-91	13-15	8-10	T5th Pac-10
1991-92	10-18	4-14	9th Pac-10
1992-93	10-7	4-5	

## TODD BOZEMAN

1993	11-2	8-1	2nd Pac-10, NCAA
1993-94	22-8	13-5	T2nd Pac-10, NCAA
1994-95	0-27*	0-18*	T8th Pac-10
1995-96	2-26*	2-16*	4th Pac-10, NCAA

## BEN BRAUN

1996-97	23-9	12-6	T2nd Pac-10, NCAA
1997-98	12-15	8-10	T5th Pac-10
1998-99	22-11	8-10	T5th Pac-10, NIT
1999-00	18-15	7-11	7th Pac-10, NIT
2000-01	20-11	11-7	T4th Pac-10, NCAA
2001-02	23-9	12-6	T2nd Pac-10, NCAA
2002-03	22-9	13-5	3rd Pac-10, NCAA
2003-04	13-15	9-9	T4th Pac-10
2004-05	13-16	6-12	T8th Pac-10
2005-06	20-11	12-6	3rd Pac-10, NCAA
2006-07	16-17	6-12	8th Pac-10
2007-08	17-16	6-12	9th Pac-10, NIT

## MIKE MONTGOMERY

2008-09	22-11	11-7	T3rd Pac-10, NCAA
2009-10	24-11	13-5	1st Pac-10, NCAA
2010-11	18-15	10-8	T4th Pac-10, NIT
2011-12	24-10	13-5	T2nd Pac-12, NCAA
2012-13	21-12	12-6	T2nd, Pac-12, NCAA

## COACHING RECORDS

COACH	YRS	SEASON	OVERALL		CONFERENCE	
			W-L	PCT.	W-L	PCT.
Uncoached	6	1908-09, '12-15	21-0	1.000		
Kilduff	1	1916	11-5	.688	5-3	.625
Ben Cherrington	1	1917	15-1	.938	5-1	.833
Walter Christie	1	1918	8-2	.800		
William Hollender	2	1919-20	14-8	.636	7-7	.500
E.H. Wright	4	1921-24	60-20	.750	28-13	.683
Nibs Price	30	1925-54	449-294	.604	176-128	.579
Pete Newell	6	1955-60	119-44	.730	62-26	.705
Rene Herrerias	8	1961-68	92-100	.479	40-67	.374
Jim Padgett	4	1969-72	52-53	.495	23-33	.411
Dick Edwards	6	1973-78	73-85	.462	30-54	.357
Dick Kuchen	7	1979-85	80-112	.417	37-89	.294
Lou Campanelli	8	1986-93	123-108	.532	64-71	.474
Todd Bozeman	4	1993-96*	35-63	.357	23-41	.359
Ben Braun	12	1997-08	219-154	.587	110-106	.509
Mike Montgomery	5	2009-13	109-59	.649	59-31	.656
<b>TOTALS</b>	<b>104</b>	<b>1908-2013</b>	<b>1480-1108</b>	<b>.572</b>	<b>669-671</b>	<b>.499</b>

\*due to use of ineligible player, all games in 1994-95 and 25 games in 1995-96 were later forfeited

## 1907-08

(1-0)

<b>CAL</b>	<b>OPP</b>	
41 Nevada.....	9	W

## 1908-09

(8-0)

<b>CAL</b>	<b>OPP</b>	
41 Watsonville YMCA.....	17	W
39 Pacific .....	28	W
43 Duboce Athletic Club.....	6	W
33 Watsonville YMCA.....	23	W
39 Alameda Wheelmen.....	20	W
48 Rivals .....	16	W
25 Stockton All-Stars.....	12	W
22 Los Angeles YMCA.....	13	W

## 1911-12

(2-0)

<b>CAL</b>	<b>OPP</b>	
32 Stanford .....	16	W
17 Stockton+ .....	29	W

+ Forfeit by Stockton

## 1912-13

(2-0)

<b>CAL</b>	<b>OPP</b>	
28 Stanford .....	15	W
22 Stanford .....	12	W

## 1913-14

(2-0)

<b>CAL</b>	<b>OPP</b>	
32 Stanford .....	12	W
37 Stanford .....	17	W

## 1914-15

(6-0)

<b>CAL</b>	<b>OPP</b>	
31 San Francisco.....	13	W
39 St. Mary's.....	33	W
39 Pacific .....	14	W
28 Nevada.....	17	W
38 Stanford .....	28	W
35 Stanford .....	22	W

## 1915-16

(11-5, 5-3/1st PCC)

Head Coach: Kilduff

<b>CAL</b>	<b>OPP</b>	
23 The Calles.....	30	L
15 Multnomah.....	17	L
17 Oregon State.....	14	W
26 Oregon State.....	20	W
35 Willamette.....	20	W
25 Washington .....	20	W
30 Washington .....	24	W
27 Washington .....	35	L
35 Washington .....	33	W
38 Pacific .....	34	W
27 Nevada.....	25	W
27 Oregon State.....	22	W
20 Oregon State.....	29	L
32 Stanford .....	28	W
26 St. Mary's.....	37	L
46 Stanford .....	26	W

## 1916-17

(15-1, 5-1/2nd PCC)

Head Coach: Ben Cherrington

<b>CAL</b>	<b>OPP</b>	
80 San Jose YMCA.....	16	W
79 Asilomar All-Stars.....	8	W
73 Watsonville.....	16	W
39 Los Angeles YMCA.....	16	W
44 Los Angeles YMCA.....	12	W
69 Long Beach YMCA.....	30	W
27 USC .....	15	W
40 Whittier.....	30	W

50 Berkeley High.....	16	W
42 USC .....	18	W
28 Washington State.....	20	W
29 Washington State.....	32	L
20 Stanford .....	14	W
29 Stanford .....	20	W
28 Oregon State.....	24	W
20 Oregon State.....	11	W

## 1917-18

(8-2)

Head Coach: Walter Christie

<b>CAL</b>	<b>OPP</b>	
21 63rd Infantry.....	12	W
24 San Francisco.....	19	W
27 63rd Infantry.....	16	W
13 St. Mary's.....	31	L
39 Pacific .....	12	W
32 UC Davis.....	7	W
18 Stanford .....	22	L
28 Nevada.....	20	W
27 Stanford .....	24	W
26 Stanford .....	17	W

## 1918-19

(6-3, 2-2/3rd PCC)

Head Coach: William Hollender

<b>CAL</b>	<b>OPP</b>	
51 UC Davis.....	6	W
64 Pacific .....	23	W
16 Santa Clara .....	28	L
29 Stanford .....	26	W
42 San Francisco.....	23	W
45 St. Mary's.....	34	W
35 Stanford .....	25	W
37 Oregon.....	39	L
28 Oregon.....	30	L

## 1919-20

(8-5, 5-5/2nd PCC)

Head Coach: William Hollender

<b>CAL</b>	<b>OPP</b>	
33 Pacific .....	16	W
24 Santa Clara .....	14	W
26 St. Mary's.....	25	W
28 Washington State.....	26	W
33 Washington State.....	29	W
26 Oregon.....	29	L
33 Oregon.....	19	W
27 Washington State.....	22	W
27 Washington State.....	31	L
22 Washington .....	17	W
28 Washington .....	29	L
20 Stanford .....	27	L
24 Stanford .....	33	L

## 1920-21

(15-4, 8-3/1st PCC)

Head Coach: E.H. Wright

<b>CAL</b>	<b>OPP</b>	
32 Los Angeles YMCA.....	30	W
19 L.A. Athletic Club.....	21	L
43 Men's Club of L.A.....	42	W
47 Redlands.....	18	W
56 Fresno.....	12	W
44 San Francisco.....	25	W
30 Olympians.....	29	W
33 Oregon State.....	16	W
31 Oregon State.....	10	W
33 Washington .....	32	W
20 Washington .....	23	L
36 UCLA.....	28	W
30 Stanford .....	24	W
24 Oregon State.....	19	W
22 Oregon State.....	19	W
46 UCLA.....	29	W
26 USC .....	25	W
25 Stanford .....	30	L
21 Stanford .....	25	L

## 1921-22

(19-6, 10-4/3rd PCC)

Head Coach: E.H. Wright

<b>CAL</b>	<b>OPP</b>	
68 Pomona Amer. Legion.....	16	W
108 Pomona Amer. Legion.....	8	W
L.A. Athletic Club+		
25 L.A. Athletic Club.....	13	W
Fresno YMCA&		
Fresno YMCA&		
47 San Francisco.....	22	W
44 St. Mary's.....	28	W
37 Santa Clara .....	24	W
21 Washington State.....	15	W
24 Washington State.....	26	L
33 Washington .....	34	L
22 Washington .....	28	L
24 Stanford .....	14	W
54 Nevada.....	29	W
37 Washington State.....	18	W
34 Washington State.....	16	W
25 Oregon.....	12	W
30 Oregon.....	22	W
43 USC .....	13	W
36 USC .....	20	W
27 Stanford .....	17	W
18 Olympians.....	28	L
28 USC .....	29	L
46 USC .....	9	W

+ Score unavailable but Cal lost  
& Score unavailable but Cal won

## 1922-23

(12-6, 5-3/1st SD PCC)

Head Coach: E.H. Wright

<b>CAL</b>	<b>OPP</b>	
27 American Legion.....	3	W
2 Nevada.....	12	W
22 Nevada.....	12	W
37 Santa Clara .....	21	W
46 San Francisco.....	21	W
29 USC .....	16	W
49 UCLA.....	16	W
19 USC .....	24	L
44 St. Mary's.....	21	W
21 USC .....	24	L
35 USC .....	15	W
27 Olympic Club.....	30	L
26 Stanford .....	23	W
17 Stanford .....	18	L
30 Stanford .....	20	W
33 Stanford .....	17	W
20 Idaho.....	28	L
25 Idaho.....	29	L


## 1923-24

(14-4, 5-3/1st SD, 1st PCC)

Head Coach: E.H. Wright

<b>CAL</b>	<b>OPP</b>	
32 Olympic Club.....	19	W
26 USC .....	27	L
28 USC .....	22	W
29 St. Mary's.....	25	W
61 Alumni.....	23	W
42 Santa Clara .....	21	W
43 Nevada.....	23	W
24 Nevada.....	18	W
38 Arizona.....	30	W
14 Arizona.....	23	L
17 Stanford .....	18	L
26 Stanford .....	25	W
25 USC .....	16	W
25 USC .....	26	L
27 Stanford .....	23	W
26 Stanford .....	23	W
32 Washington .....	31	W
28 Washington .....	25	W

# Year-by-Year Results



## NIBS PRICE

1925-54  
449-294 (.604)

### 1924-25

(11-4, 3-1/1st SD, 1st PCC)  
Head Coach: Nibs Price

CAL		OPP	
23	Olympic Club	27	L
21	San Francisco	11	W
26	UC Davis	10	W
24	St. Mary's+	23	W
23	Santa Clara	13	W
27	Nevada	28	L
28	Nevada	21	W
33	UCLA	24	W
17	at Stanford	13	W
22	Stanford+	18	W
15	at Stanford	16	L
17	Stanford+	16	W
25	Oregon State&	32	L
32	Oregon State&	17	W
33	Oregon State&	19	W

+ Oakland Auditorium  
& PCC playoff game, Corvallis, OR

### 1925-26

(14-0, 5-0/1st SD, 1st PCC)  
Head Coach: Nibs Price

CAL		OPP	
37	San Francisco	17	W
37	USC+	17	W
32	USC+	12	W
53	Santa Clara	13	W
27	St. Mary's+	12	W
33	UC Davis	13	W
18	at Stanford	17	W
26	Nevada	20	W
29	Nevada	10	W
23	at USC	16	W
21	at UCLA	8	W
24	Stanford+	16	W
32	Oregon&	17	W
29	Oregon&	23	W

+ Oakland Auditorium  
& PCC playoff game, Oakland Auditorium

### 1926-27

(13-0, 5-0/1st SD, 1st PCC)  
Head Coach: Nibs Price

CAL		OPP	
29	San Francisco	18	W
43	Pacific	15	W
26	St. Mary's+	14	W
34	Olympic Club	24	W
32	UC Davis	21	W
34	Santa Clara	12	W
31	USC+	28	W
30	at USC	19	W
27	at USC	22	W
32	Stanford+	24	W
29	at Stanford	19	W
36	Oregon&	29	W
31	Oregon&	20	W

+ Oakland Auditorium  
& PCC playoff game, Eugene, OR

### 1927-28

(9-6, 6-3/1st SD PCC)  
Head Coach: Nibs Price

CAL		OPP	
56	Waseda (Japan)	13	W
19	San Francisco	30	L
46	UC Davis	26	W
13	Santa Clara	28	L
30	St. Mary's+	28	W
21	Olympic Club	29	L
31	at USC	42	L
28	USC+	18	W
29	USC+	39	L
35	at UCLA	34	W
36	at UCLA	48	L
33	UCLA+	25	W
31	Stanford&	25	W
29	Stanford&	12	W
28	Stanford&	17	W

+ Oakland Auditorium  
& Kezar Pavilion, San Francisco, CA

### 1928-29

(17-3, 9-0/1st SD, 1st PCC)  
Head Coach: Nibs Price

CAL		OPP	
34	at Auburn Cubs	26	W
33	Kansas+	21	W
30	Kansas+	23	W
23	Kansas+	24	L
56	Athens Club	25	W
43	at USC	38	W
33	at USC	27	W
26	UCLA+	21	W
35	UCLA+	31	W
29	St. Mary's+	24	W
41	Stanford+	23	W
22	San Francisco	34	L
43	USC+	16	W
26	Santa Clara	32	L
19	at Stanford	17	W
42	Olympic Club	28	W
47	at UCLA	31	W
27	Stanford+	18	W
43	at Washington	31	W
30	at Washington	27	W

+ Oakland Auditorium

### 1929-30

(9-8, 6-3/2nd SD PCC)  
Head Coach: Nibs Price

CAL		OPP	
25	at Kansas	36	L
15	at Kansas	31	L
28	at Kansas	38	L
28	USC+	30	L
27	USC+	19	W
32	Olympic Club+	25	W
23	UCLA+	26	L
36	St. Mary's+	34	W
36	at Stanford	30	W
31	Santa Clara+	33	L
22	at USC	24	L
31	Athens Club	35	L
32	at UCLA	29	W
32	at UCLA	30	W
34	San Francisco+	19	W
38	Stanford+	31	W
41	at Stanford	25	W

+ Oakland Auditorium

#### Primary Starters

F-Kent Pursell, 6-2, Sr., 9.2  
F-Wilson Tripp, 6-1, Sr., 7.1  
C-Perry Ten Eyck, 6-3, Sr., 5.4 (Capt.)  
G-Joel Coffield, 6-0, Jr., 3.1  
G-Carl Vendt, 6-2, So., 1.7

### 1930-31

(12-10, 6-3/1st SD PCC)  
Head Coach: Nibs Price

CAL		OPP	
25	Oregon State+	26	L
28	at Nevada	21	W
26	at Nevada	27	L
28	at Stockton Amblers	22	W
37	Montana	23	W
24	USC+	22	W
19	Olympic Club+	31	L
26	at UCLA	24	W
29	St. Mary's+	26	W
32	Stanford+	37	L
23	Santa Clara+	42	L
29	at USC	32	L
21	at USC	23	L
20	San Francisco&	19	W
43	UCLA	39	W
30	UCLA	28	W
18	Athens Club+	36	L
37	at Stanford	34	W
46	Stanford+	32	W
25	at Washington	41	L
36	at Washington	34	W
30	at Washington	42	L

+ Oakland Auditorium  
& Kezar Pavilion, San Francisco, CA

#### Primary Starters

F-Joe Kintana, 6-0, Jr., 6.1  
F-Bill Davis, 6-0, Sr., 4.3  
C-Jack Read, 6-3, So., 5.9  
G-Joel Coffield, 6-0, Sr., 3.8 (Capt.)  
G-Carl Vendt, 6-2, Jr., 1.9

### 1931-32

(16-8, 8-3/1st SD, 1st PCC)  
Head Coach: Nibs Price

CAL		OPP	
27	at Oregon State	22	W
38	Athens Club+	28	W
20	Young Men's Institute&	37	L
14	at USC	22	L
25	at USC	29	L
28	at L.A. Athletic Club	33	L
29	at UCLA	18	W
26	at UCLA	25	W
26	Olympic Club&	36	L
41	UC Davis	28	W
25	at Stanford	19	W
19	Santa Clara	25	L
27	USC+	18	W
27	USC+	28	L
17	at San Francisco	21	L
34	UCLA+	28	W
31	UCLA+	29	W
32	St. Mary's+	30	W
33	Stanford+	16	W
30	Athens Club	28	W
29	at Stanford	18	W
26	USC+	22	W
22	Washington+	21	W
36	Washington+	24	W

+ Oakland Auditorium  
& Kezar Pavilion, San Francisco, CA

#### Primary Starters

F-Joe Kintana, 6-0, Sr., 7.3  
F-Harold Eifert, 5-11, So., 4.8  
C-Jack Read, 6-3, Jr., 4.6  
G-Carl Vendt, 6-2, Sr., 1.9  
G-John Crowley, 5-10, Jr., 2.5

### 1932-33

(18-7, 8-3/2nd SD PCC)  
Head Coach: Nibs Price

CAL		OPP	
51	Athens Club	18	W
32	Olympic Club	23	W
32	at Young Men's Institute	35	L
54	at Chico State	32	W
49	at Auburn Cubs	15	W
37	at Pacific	18	W



30	at United A.C.	48	L
17	Santa Clara	32	L
26	Nevada	23	W
33	Wichita Henrys+	34	L
40	UCLA	37	W
33	UCLA	29	W
45	UC Davis	9	W
37	Stanford	22	W
26	at USC	32	L
29	at USC	31	L
37	St. Mary's	23	W
28	at Stanford	18	W
41	San Jose State	27	W
37	at UCLA	28	W
37	at UCLA	36	W
36	San Francisco	29	W
27	USC	28	L
29	USC	24	W
41	Stanford	23	W

+ Kezar Pavilion, San Francisco, CA

**1933-34**  
(19-7, 8-4/2nd SD PCC)  
Head Coach: Nibs Price

CAL		OPP	
26	Young Men's Institute+	23	W
35	St. Mary's	30	W
59	Athens Club+	43	W
34	St. Mary's	27	W
48	Santa Clara+	26	W
15	Santa Clara+	28	L
49	Utah State+	31	W
43	Utah+	32	W
20	U.A.C.+	30	L
36	USC	30	W
19	USC	42	L
31	San Francisco	26	W
43	at Stanford	34	W
42	St. Mary's	25	W
46	UCLA	31	W
29	UCLA	28	W
32	Olympic Club	43	L
51	UC Davis	15	W
42	Stanford	25	W
34	at USC	41	L
37	at USC	28	W
46	Santa Clara	25	W
42	at UCLA	30	W
38	at UCLA	40	L
20	Stanford	34	L
43	at Stanford	15	W

+ San Francisco Auditorium

**Primary Starters**

F-Harold Eifert, 6-0, Sr., 252 pts. (Capt.)  
 F-Gregory Englehard, 6-1, Sr., 160 pts.  
 C-Dave Meek, 6-4, Jr., 167 pts.  
 G-Stephen McGaffey, 5-11, Sr., 77 pts.  
 G-Raymond Olson, 6-0, So., 53 pts.

**1934-35**  
(11-14, 5-7/2nd SD PCC)  
Head Coach: Nibs Price

CAL		OPP	
39	St. Mary's	48	L
28	Santa Clara+	35	L
33	Athens Club	30	W
21	Santa Clara+	28	L
21	Young Men's Institute+	24	L
41	Olympic Club+	37	W
35	at San Francisco	30	W
42	St. Mary's	34	W
24	at UCLA	35	L
38	at UCLA	26	W
45	UC Davis	18	W
45	Stanford	31	W
46	Santa Clara	17	W
38	USC	41	L
33	USC	44	L
34	Olympic Club	43	L
37	at Stanford	31	W
48	St. Mary's	51	L
37	UCLA	39	L
38	UCLA	21	W

30	San Francisco	41	L
34	at Stanford	38	L
32	at USC	60	L
26	at USC	36	L
50	Stanford	43	W

+ San Francisco Auditorium

**1935-36**  
(13-16, 6-6/3rd SD PCC)  
Head Coach: Nibs Price

CAL		OPP	
49	at Golden State	18	W
30	at Olympic Club	34	L
26	at New York	41	L
49	at Temple	43	W
43	at Purdue	44	L
19	at Northwestern	34	L
17	at Illinois	42	L
28	at Kansas	32	L
18	at Kansas	27	L
32	at Oklahoma City	34	L
33	at Arizona	31	W
29	at USC	51	L
22	at USC	35	L
47	UC Davis	22	W
38	at Stanford	41	L
35	at UCLA	33	W
30	at UCLA	26	W
39	Stanford	35	W
46	Santa Clara	44	W
42	Alumni	28	W
29	USC	27	W
35	USC	41	L
39	San Francisco	40	L
63	Stanford	30	W
30	St. Mary's	29	W
34	UCLA	32	W
28	UCLA	32	L
29	Olympic Club	37	L
26	at Stanford	40	L

**1936-37**  
(17-10, 4-8/3rd SD PCC)  
Head Coach: Nibs Price

CAL		OPP	
31	Golden State	21	W
54	Oregon	44	W
33	Ohio State	31	W
28	Ohio State	30	L
55	Arizona	22	W
63	at Santa Clara	39	W
28	Olympic Club	21	W
30	St. Mary's	25	W
37	at USC	41	L
34	at USC	35	L
52	UC Davis	27	W
35	Stanford	51	L
46	Santa Clara	44	W
45	Alumni All-Stars	40	W
33	UCLA	27	W
44	UCLA	46	L
37	at Stanford	50	L
33	St. Mary's	32	W
36	USC	38	L
36	USC	31	W
32	Stanford	36	L
32	San Francisco	30	W
27	Olympic Club	37	L
33	at UCLA	37	L
43	at UCLA	31	W
54	Athens Club	37	W
44	at Stanford	31	W

**1937-38**  
(18-11, 8-4/2nd SD PCC)  
Head Coach: Nibs Price

CAL		OPP	
54	at Santa Clara	41	W
46	at Oregon State	34	W
34	at Washington	43	L
38	at Washington	46	L
32	at Loyola (Chicago)	34	L

34	at Ohio State	27	W
32	at Detroit	28	W
43	at Northwestern	36	W
31	at Michigan State	29	W
41	at Creighton	35	W
32	at Nebraska	38	L
39	at UCLA	37	W
32	at UCLA	27	W
57	UC Davis	30	W
47	Stanford	44	W
23	Santa Clara	37	L
54	Alumni	55	L
33	USC	25	W
39	USC	37	W
34	Athens Club	36	L
33	at Stanford	62	L
40	St. Mary's	27	W
32	UCLA	21	W
41	UCLA	22	W
39	at Stanford	41	L
53	Olympic Club	32	W
49	at USC	40	W
27	at USC	60	L
42	Stanford	63	L

**1938-39**  
(24-8, 9-3/T1st SD PCC)  
Head Coach: Nibs Price

CAL		OPP	
28	at Santa Clara	31	L
44	Idaho	29	W
45	St. Mary's+	33	W
48	Bradley Tech	36	W
43	Nebraska	46	L
49	Ohio State	35	W
58	Nebraska&	30	W
45	Ohio State&	42	W
42	Utah State	35	W
40	Athens Club	27	W
54	at UCLA	39	W
49	at UCLA	33	W
43	Mexico	36	W
52	at UC Davis	35	W
45	at Stanford	29	W
54	San Francisco State	37	W
34	at USC	38	L
36	at USC	34	W
48	St. Mary's	33	W
43	Santa Clara	28	W
36	Alumni	35	W
43	Stanford	25	W
46	Olympic Club	48	L
54	UCLA	32	W
42	UCLA	22	W
42	USC	39	W
42	USC	46	L
35	Stanford	39	L
43	Stanford	32	W
42	USC	36	W
49	at Oregon	54	L
47	at Oregon	53	L

+ Sacramento, CA  
& Los Angeles, CA

**1939-40**  
(15-17, 5-7/3rd SD PCC)  
Head Coach: Nibs Price

CAL		OPP	
41	Michigan State	37	W
39	at Bradley Tech	40	L
43	at Columbia	36	W
34	at Pennsylvania	37	L
42	at Dartmouth	30	W
47	at Marshall College	51	L
45	at Ohio State	49	L
32	at Nebraska	46	L
33	at Utah State	43	L
39	at Utah	41	L
36	at USC	49	L
49	at USC	56	L
36	at San Diego State	34	W
32	at Stanford	55	L
29	St. Mary's+	41	L

# Year-by-Year Results

61	UC Davis	29	W
36	Santa Clara	24	W
54	St. Mary's	41	W
41	Alumni	30	W
39	UCLA	33	W
32	UCLA	34	L
33	San Francisco	28	W
38	Stanford	36	W
37	at Santa Clara	44	L
48	Athens Club	49	L
38	USC	30	W
33	USC	49	L
38	Olympic Club	29	W
48	at UCLA	26	W
33	at UCLA	35	L
33	Stanford	35	L
31	at Stanford	27	W

+ Sacramento

## 1940-41

(15-12, 6-6/3rd SD PCC)  
Head Coach: Nibs Price

CAL	OPP		
39	Indiana	42	L
30	Nebraska	24	W
47	Utah State	43	W
29	Utah	38	L
44	Bradley Tech	27	W
J4 28	San Diego State	29	L
J10 37	St. Mary's+	28	W
J11 36	San Francisco	32	W
32	at Santa Clara	42	L
J17 42	at UCLA	32	W
J18 33	at UCLA	35	L
47	at San Francisco	34	W
J24 31	Stanford	35	L
J25 47	Santa Clara	42	W
J28 49	St. Mary's	39	W
J31 40	USC (OT)	34	W
F1 35	USC	26	W
F4 41	UC Davis	30	W
F7 42	at Stanford	49	L
F8 41	Olympic Club	42	L
F11 33	Athens Club	53	L
F14 54	UCLA	32	W
F15 30	UCLA	28	W
F21 36	at USC	51	L
F22 47	at USC	57	L
F28 40	Stanford	29	W
M1 36	at Stanford	49	L

+ Sacramento, CA

## 1941-42

(11-19, 4-8/3rd SD PCC)  
Head Coach: Nibs Price

CAL	OPP		
D22 34	Missouri	37	L
D23 34	Bradley Tech	46	L
D27 50	Ohio State	38	W
D29 30	Athens Club	27	W
D31 31	Loyola (Chicago)	35	L
J2 55	Santa Clara+	57	L
J3 35	Golden State	44	L
J6 34	St. Mary's+	38	L
J8 35	St. Mary's	39	L
J10 44	Santa Clara+	36	W
J12 26	at San Diego State	27	L
J16 46	at USC	58	L
J17 41	at USC	36	W
J20 32	Golden State	34	L
35	at Stanford	51	L
J23 53	Santa Clara	33	W
53	at San Francisco	43	W
J29 35	Olympic Club	40	L
J30 35	St. Mary's	39	L
F3 58	UC Davis	23	W
F6 54	at UCLA	50	W
F7 34	at UCLA	50	L
F13 36	Stanford	38	L
F14 36	San Francisco	25	W
F20 37	USC	59	L
F21 43	USC	34	W
F27 32	UCLA	33	L

F28 51	UCLA	43	W
M6 49	at Stanford	59	L
M7 30	Stanford	32	L

+ San Francisco, CA

## 1942-43

(9-15, 1-7/4th SD PCC)  
Head Coach: Nibs Price

CAL	OPP		
50	UC Davis	20	W
39	Navy Pre-Flight	45	L
37	Alameda Coast Guard	43	L
42	Oakland Naval Reserve	32	W
59	Santa Clara	31	W
35	Navy Pre-Flight+	53	L
45	St. Mary's+	42	W
36	at San Francisco	43	L
49	San Francisco	28	W
32	at USC	39	L
40	at UCLA	49	L
27	USC	32	L
33	Stanford	32	W
44	Santa Clara	36	W
34	at Stanford	36	L
30	St. Mary's	36	L
29	at San Francisco	35	L
29	Santa Clara+	36	L
36	St. Mary's	35	W
23	Alameda Coast Guard	35	L
40	Olympic Club	32	W
40	UCLA	42	L
45	Stanford	53	L
43	at Stanford	48	L

+ San Francisco, CA

## 1943-44

(7-3, 4-0/1st SD PCC)  
Head Coach: Nibs Price

CAL	OPP		
71	San Francisco State	28	W
33	Livermore NAS	32	W
36	Coast Guard	35	W
36	St. Mary's Pre-Flight	57	L
J8 37	Coast Guard	51	L
J15 26	USC	24	W
J22 26	Pacific	30	L
J29 36	at UCLA	27	W
F5 36	UCLA	24	W
F12 37	at USC	34	W

### Primary Starters

F-John Higgins, 6-0, Sr., 6.1  
F-Dick Henderson, 6-3, Sr., 7.1  
C-Jim Smith, 6-4, Fr., 8.5  
G-Wayne Hooper, 6-0, Sr., 8.5  
G-Claude Hiskey, 6-0, Sr., 8.1

## 1944-45

(7-8, 1-3/3rd SD PCC)  
Head Coach: Nibs Price

CAL	OPP		
D2 33	Alameda NAS	37	L
D8 57	Livermore NAS	37	W
D9 40	Coast Guard Pilots	31	W
D15 44	Camp Park Seabees	28	W
D16 35	Alameda Coast Guard	40	L
D29 39	Navy Seahawks	16	W
D30 39	Treasure Island Navy	44	L
J5 42	Moffett Field	33	W
J6 34	St. Mary's Pre-Flight	44	L
J13 26	UCLA	37	L
J20 25	at USC	52	L
J26 41	Alameda Coast Guard	55	L
J27 54	Pacific	33	W
F3 50	USC	34	W
F10 44	at UCLA	50	L

### Primary Starters

F-Gus Mota, 6-1, Sr., 11.3  
F-George Clyne, 5-11, So., 8.7  
C-Jim Farrell, 6-4, Jr., 6.7  
G-Bob Hogeboom, 6-0, So., 3.4  
G-Jack Lerond, 6-1, So., 1.6

## 1945-46

(30-6, 11-1/1st PCC, 4th NCAA)  
Head Coach: Nibs Price

CAL	OPP		
43	Navy	39	W
30	San Francisco Marines	21	W
32	Alameda NAS	27	W
72	Fort Mason	15	W
53	USS Rescue	17	W
D1 51	St. Mary's Pre-Flight	38	W
D4 71	San Francisco State	25	W
D7 26	Alameda NAS	30	L
D8 57	Navy	46	W
D11 58	Moffett Field	40	W
D14 43	Pacific	26	W
D15 44	Treasure Island	29	W
D18 49	Olympic Club	47	W
D28 35	at Nevada+	31	W
D29 31	Utah+	43	L
J4 45	UCLA	33	W
J5 37	UCLA	35	W
J11 47	at Stanford	36	W
J12 47	Stanford	28	W
J18 47	at USC	41	W
J19 51	at USC	55	L
J22 37	St. Mary's	14	W
J25 38	San Francisco	32	W
J26 56	Santa Clara	42	W
F1 50	at UCLA	37	W
F2 49	at UCLA	25	W
F8 42	USC	35	W
F9 51	USC	35	W
F15 42	Stanford	31	W
F16 53	at Stanford	37	W
M8 52	Idaho	37	W
M9 23	Idaho	28	L
M11 55	Idaho	36	W
50	Colorado&	44	W
35	Oklahoma State&	52	L
45	Ohio State	63	L

+ Nevada Invitational  
& Western Area Championships, Kansas City, MO  
+ NCAA Championships, New York, NY

### Primary Starters

F-Andy Wolfe, 6-1, So., 13.4  
F-Merv LaFaille, 6-0, Sr., 8.3 (Capt.)  
C-Jim Smith, 6-5, So., 7.6  
G-Bob Hogeboom, 6-1, Jr., 5.8  
G-Jim Wray, 5-11, Jr., N/A

## 1946-47

(20-11, 8-4/2nd SD PCC)  
Head Coach: Nibs Price

CAL	OPP		
N27 51	at Sacramento Senators	45	W
N30 39	Oakland Bittners	47	L
D1 76	Olympic Club	32	W
69	Hawaiian All-Stars	31	W
D6 39	Santa Clara	49	L
D7 65	St. Mary's	38	W
55	San Francisco AC	36	W
D13 52	San Francisco State	23	W
D14 64	Pacific	34	W
D20 36	Illinois	58	L
D21 53	Illinois	35	W
D27 57	Ohio State	47	W
D28 48	Ohio State	32	W
31	San Francisco	34	L
J3 55	Dartmouth	46	W
J4 48	Dartmouth	35	W
J10 42	USC	38	W
J11 53	USC	47	W
J17 47	Stanford	46	W
J18 48	at Stanford	36	W
J24 45	UCLA	52	L
J25 62	UCLA	46	W
F6 45	at Oakland Bittners	49	L
F7 51	St. Mary's	53	L
F8 42	Santa Clara	49	L
F14 52	at UCLA	85	L
F15 59	at UCLA	72	L
F21 54	at USC	59	L
F22 55	at USC	45	W

F28	46	at Stanford	.....40	W
M1	88	Stanford	.....48	W
<b>Primary Starters</b>				
F-Jack Rocker, 6-4, Sr., 9.4				
F-Andy Wolfe, 6-1, Jr., 8.7				
C-Chuck Hanger, 6-5, Jr., 10.1				
G-Bill Durkee, 6-3, Sr., 6.8				
G-Bob Hogeboom, 6-0, Sr., 4.4 (Capt.)				

**1947-48**  
**(25-9, 11-1/1st SD PCC)**  
**Head Coach: Nibs Price**

CAL		OPP		
N25	47	at Sacramento Senators	.....51	L
N29	66	San Francisco State	.....42	W
D5	55	at San Francisco	.....44	W
D6	57	Pacific	.....43	W
D9	67	Olympic Club	.....31	W
D12	41	Oakland Bittners	.....50	L
D13	58	UC Davis	.....42	W
D19	73	Wisconsin	.....61	W
D20	59	Wisconsin	.....44	W
D22	68	Baylor	.....57	W
D26	58	Minnesota	.....60	L
D27	59	Minnesota	.....35	W
D29	60	at Oregon State	.....55	W
D30	47	at Oregon State	.....63	L
J2	51	at Washington	.....54	L
J3	42	at Washington	.....59	L
J9	58	at UCLA	.....49	W
J10	53	at USC	.....40	W
J16	40	at Stanford	.....34	W
J17	50	Stanford	.....46	W
J23	51	Santa Clara+	.....47	W
J24	70	St. Mary's+	.....53	W
F7	77	at Oakland Bittners	.....56	W
F13	48	USC	.....47	W
F14	62	UCLA	.....44	W
F20	53	at USC	.....50	W
F21	44	at UCLA	.....39	W
F27	41	UCLA	.....37	W
F28	58	USC	.....34	W
M5	45	Stanford	.....38	W
M6	45	at Stanford	.....49	L
M12	64	Washington&	.....51	W
M13	57	Washington&	.....64	L
M15	49	Washington&	.....59	L

+ Cow Palace, San Francisco, CA  
& PCC playoff game, Berkeley, CA

**Primary Starters**

F-Chuck Hanger, 6-5, Sr., 14.5  
F-George Walker, 6-2, Jr., 8.1  
C-Jim Smith, 6-5, Sr., 5.3  
F-Andy Wolfe, 6-1, Sr., 12.1 (Capt.)  
G-Earl Strader, 6-1, Sr., 3.1

**1948-49**  
**(14-19, 1-11/4th SD PCC)**  
**Head Coach: Nibs Price**

CAL		OPP		
N26	69	San Francisco State	.....56	W
N27	41	at Oakland Bittners	.....67	L
D3	50	Santa Clara+	.....40	W
D4	42	St. Mary's+	.....60	L
D7	47	San Francisco	.....49	L
D10	49	Stewart Chevrolet	.....45	W
D11	67	Pacific	.....49	W
D14	72	Utah State	.....57	W
D17	50	at Oregon	.....51	L
D18	58	at Oregon	.....54	W
D21	60	Ohio State	.....74	L
D22	64	Ohio State	.....68	L
D27	73	Washington&	.....49	W
D28	43	USC&	.....42	W
D30	56	Stanford&	.....54	W
J7	52	USC	.....57	L
J8	54	UCLA	.....63	L
J14	65	Stanford	.....66	L
J15	48	at Stanford	.....55	L
J28	66	Pittsburgh+	.....49	W
J29	54	Oakland Bittners	.....61	L
F1	50	Stewart Chevrolet	.....57	L
F4	58	Santa Clara	.....40	W

F5	59	St. Mary's	.....42	W
F8	45	at UC Santa Barbara	.....44	W
F11	37	at UCLA	.....49	L
F12	49	at USC	.....45	W
F18	42	UCLA	.....45	L
F19	39	USC	.....48	L
F25	52	at USC (X/19)	.....72	L
F26	50	at UCLA	.....59	L
M4	53	at Stanford	.....56	L
M5	46	Stanford	.....55	L

+ Cow Palace, San Francisco, CA  
& PCC Tournament, Cow Palace, San Francisco, CA

**Primary Starters**

F-Mike O'Neill, 6-3, So., 11.0  
F-Dave Nichols, 6-0, Jr., 8.0  
C-Billy Hagler, 6-3, So., 9.9  
G-Bob Walker, 6-3, Jr., 9.4 (Capt.)  
G-Bill Thompson, 6-1, So., 3.3

**1949-50**  
**(10-17, 4-8/3rd SD PCC)**  
**Head Coach: Nibs Price**

CAL		OPP		
D2	51	Olympic Club	.....47	W
D3	50	Alumni	.....52	L
D9	48	Santa Clara	.....56	L
D10	46	St. Mary's	.....39	W
D13	68	Pacific	.....49	W
D17	53	at Canisius	.....55	L
D20	50	at New York	.....69	L
D22	46	at C.C. New York	.....76	L
D23	67	at Ohio State	.....78	L
D29	59	Texas A&M+	.....47	W
D30	45	Minnesota+	.....47	L
J6	45	at UCLA (X/9)	.....50	L
J7	45	at USC	.....61	L
J13	60	at Stanford	.....55	W
J14	47	Stanford	.....50	L
J28	56	at San Francisco	.....44	W
J31	46	Blue and Gold	.....58	L
F3	39	Stewart Chevrolet	.....64	L
F4	84	Hawaii	.....59	W
F10	59	USC	.....54	W
F11	47	UCLA (X/12)	.....54	L
F17	34	at USC (X/19)	.....61	L
F18	56	at UCLA (X/10)	.....64	L
F24	44	UCLA (X/7)	.....46	L
F25	60	USC (X/16)	.....58	W
M3	46	Stanford	.....58	L
M4	64	at Stanford	.....55	W

+ Cow Palace, San Francisco, CA

**Primary Starters**

F-Billy Hagler, 6-3, Jr., 10.7  
F-Bob Walker, 6-3, Sr., 10.2  
C-Don Henriksen, 6-6, Sr., 9.7  
G-Bob Matheny, 5-11, So., 7.9  
G-Bill Thompson, 6-1, Jr., 2.6

**1950-51**  
**(16-16, 3-9/4th SD PCC)**  
**Head Coach: Nibs Price**

CAL		OPP		
D1	49	Sacramento State	.....39	W
D2	44	San Francisco	.....50	L
D8	76	San Francisco State	.....54	W
D9	55	Alumni	.....41	W
D11	62	Nebraska+	.....59	W
D15	52	Washington	.....57	L
D16	49	Washington	.....64	L
D19	35	Oklahoma A&M	.....36	L
D20	86	Baylor	.....40	W
D22	70	St. Mary's	.....57	W
D23	46	Oklahoma A&M+	.....58	L
D26	70	Pittsburgh	.....58	W
D29	82	Georgia Tech+	.....57	W
D30	78	Georgia Tech	.....45	W
J5	49	at USC	.....61	L
J6	44	at USC	.....68	L
J12	72	Stanford	.....42	W
J13	60	at Stanford	.....64	L
J26	52	Santa Clara	.....53	L
J27	69	Long Island+	.....67	W
J30	69	Oldsmobile Rockets&	.....37	W

J31	61	Universal Motors&	.....63	L
F2	54	at Hawaii	.....36	W
F3	79	Service Center&	.....52	W
F9	62	at UCLA	.....60	W
F10	56	at UCLA	.....61	L
F16	55	USC (X/13)	.....42	W
F17	44	USC (X/13)	.....49	L
F23	57	UCLA	.....75	L
F24	59	UCLA	.....62	L
M2	57	at Stanford	.....75	L
M3	56	Stanford	.....57	L

+ Cow Palace, San Francisco, CA  
& at Hawaii

**Primary Starters**

F-Larry Horan, 6-3, So., 6.0  
F-John Ricksen, 6-3, So., 8.0  
C-Bill Hagler, 6-3, Sr., 13.3  
G-Bob See, 6-0, Sr., 11.3  
G-Rupe Ricksen, 6-3, So., 3.7

**1951-52**  
**(17-13, 6-6/T2nd SD PCC)**  
**Head Coach: Nibs Price**

CAL		OPP		
N30	70	San Francisco State	.....58	W
D1	56	Alumni	.....46	W
D5	42	at San Francisco	.....51	L
D7	69	Santa Clara	.....51	W
D8	55	St. Mary's	.....50	W
D11	50	Kansas State (X/5)	.....64	L
D14	50	Washington (X/6)	.....52	L
D15	43	Washington (X/6)	.....65	L
D21	59	Oregon State+	.....61	L
D22	65	Oregon State	.....53	W
D27	64	Iowa+	.....69	L
D28	68	Wisconsin+	.....49	W
J4	65	USC	.....55	W
J5	43	USC	.....44	L
J11	74	at Stanford	.....81	L
J12	72	Stanford	.....63	W
J18	61	UCLA	.....59	W
J19	54	UCLA	.....51	W
95		Hilo All-Stars&	.....41	W
102		Hilo All-Stars&	.....48	W
72		at Hawaii	.....46	W
54		Universal Motors&	.....50	W
73		Universal Motors&	.....65	W
48		Military Air Transport&	.....57	L
F15	65	at USC	.....64	W
F16	54	at USC	.....73	L
F22	54	at UCLA	.....67	L
F23	42	at UCLA	.....68	L
F29	66	Stanford	.....52	W
M1	65	at Stanford	.....70	L

+ Cow Palace, San Francisco, CA  
& at Hawaii

**Primary Starters**

F-John Ricksen, 6-3, Jr., 10.1  
F-Larry Horan, 6-4, Jr., 6.2  
C-Bob McKeen, 6-7, Fr., 9.7  
G-Jim Doan, 6.2, Sr., 9.6  
G-Rupe Ricksen, 6-3, Jr., 5.8

**1952-53**  
**(16-10, 9-3/1st SD PCC)**  
**Head Coach: Nibs Price**

CAL		OPP		
D5	79	Alumni	.....59	W
D6	64	San Francisco	.....33	W
D12	77	Hawaii	.....40	W
D13	87	Pacific	.....30	W
D19	50	at Washington (18/9)	.....60	L
D20	88	at Washington (18/9)	.....99	L
D26	57	at Wisconsin	.....64	L
D27	60	at Iowa	.....69	L
J2	72	at UCLA	.....68	W
J3	68	at UCLA	.....66	W
J9	68	Stanford (20/X)	.....54	W
J10	60	at Stanford (20/X)	.....76	L
J16	78	at USC (X/12)	.....63	W
J17	71	at USC (X/12)	.....63	W
J30	60	St. Mary's+	.....55	W
J31	70	Santa Clara+	.....64	W

# Year-by-Year Results

F6	62	at Utah (14/X)	.....61	W
F7	58	at Utah (14/X)	.....62	L
F13	63	UCLA (19/X)	.....67	L
F14	70	UCLA (19/X)	.....62	W
F20	66	USC (19/X)	.....68	L
F21	71	USC (19/X)	.....44	W
F27	82	at Stanford	.....63	W
F28	97	Stanford	.....63	W
M6	47	Washington& (X/4)	.....60	L
M7	57	Washington& (X/4)	.....80	L

+ Cow Palace, San Francisco, CA  
& PCC playoffs, Seattle, WA

### Primary Starters

F-John Rickson, 6-3, Sr., 10.7 (Capt.)  
F-Bob Albo, 6-4, Jr., 8.9  
C-Bob McKeen, 6-7, So., 17.6  
G-Bob Matheny, 5-11, Jr., 11.9  
G-Rupe Rickson, 6-3, Sr., 7.7 (Capt.)

## 1953-54

(17-7, 6-6/3rd SD PCC)

Head Coach: Nibs Price

CAL	OPP			
D1	33	at San Francisco	.....51	L
D5	56	St. Mary's	.....50	W
D11	56	San Jose State (17/X)	.....48	W
D12	63	Santa Clara (17/16)	.....50	W
D18	71	Washington St. (15/X)	.....45	W
D19	61	Washington St. (15/X)	.....49	W
D21	77	Hawaii (15/X)	.....56	W
D22	73	Hawaii (2 OT)	.....70	W
D26	90	Pacific	.....51	W
	61	at Hawaii	.....51	W
J8	62	UCLA	.....53	W
J9	73	UCLA	.....65	W
J15	83	at Stanford	.....68	W
J16	56	Stanford	.....50	W
J29	70	Utah (14/X)	.....53	W
J30	95	Utah (14/X)	.....63	W
F5	49	USC (15/X)	.....53	L
F6	46	USC (15/X)	.....32	W
F12	54	at UCLA (14/X)	.....82	L
F13	62	at UCLA (14/X)	.....71	L
F19	36	at USC	.....56	L
F20	56	at USC	.....62	L
F26	98	Stanford	.....80	W
F27	70	at Stanford	.....80	L

### Primary Starters

F-Bob Albo, 6-4, Sr., 12.0 (Capt.)  
F-Dick Tamberg, 6-5, Sr., 10.8  
C-Bob McKeen, 6-7, Jr., 16.0  
G-Bob Matheny, 5-11, Sr., 13.4 (Capt.)  
G-Frank Hess, 6-0, So., 6.4



## PETE NEWELL

1955-60  
119-44 (.730)

## 1954-55

(9-16, 1-11/4th SD PCC)

Head Coach: Pete Newell

CAL	OPP			
D3	52	at Oregon State	.....50	W
D4	64	at Oregon	.....52	W
D10	77	Pacific (OT)	.....82	L
D11	64	St. Mary's	.....51	W

D17	57	Colorado	.....44	W
D18	59	Colorado	.....46	W
D21	74	Ohio State (X/11)	.....63	W
D22	54	Ohio State (X/11)	.....50	W
D28	75	Kansas State+	.....88	L
D29	65	Kansas+ (X/16)	.....62	W
D30	62	Colorado+	.....69	L
J7	56	at USC	.....63	L
J8	65	at USC	.....81	L
J14	57	Stanford	.....59	L
J15	67	at Stanford	.....75	L
J28	59	Santa Clara&	.....66	L
J29	62	at San Francisco (X/2)	.....84	L
F4	64	at UCLA (X/8)	.....83	L
F5	63	at UCLA (X/8)	.....84	L
F11	58	USC	.....57	W
F12	62	USC	.....80	L
F18	48	UCLA (X/9)	.....55	L
F19	76	UCLA (X/9)	.....84	L
F25	84	at Stanford	.....90	L
F26	68	Stanford	.....77	L

+at Big Seven Tournament,

Kansas City, MO

& Cow Palace, San Francisco, CA

### Primary Starters

F-Bob Blake, 6-2, Jr., 9.3  
F-Larry Friend, 6-4, So., 12.3  
C-Bob McKeen, 6-7, Sr., 19.8 (Capt.)  
G-Mike Diaz, 5-11, So., 9.2  
G-Frank Hess, 6-2, Jr., 4.3

## 1955-56

(17-8, 10-6/3rd PCC)

Head Coach: Pete Newell

CAL	OPP			
D10	52	St. Mary's	.....62	L
D16	70	Pacific	.....57	W
D17	59	Santa Clara	.....51	W
D19	84	at Arizona	.....74	W
D21	64	at Arizona State	.....59	W
D26	78	Dartmouth	.....59	W
D29	62	Wisconsin	.....55	W
D30	70	Iowa (X/6)	.....45	W
J6	52	USC	.....51	W
J7	64	USC	.....77	L
J13	62	at Oregon	.....63	L
J14	67	at Oregon	.....65	W
J28	24	San Francisco (X/1)	.....33	L
F3	65	Oregon State (OT)	.....63	W
F4	69	Oregon State	.....56	W
F10	54	at Idaho	.....44	W
F11	67	at Idaho	.....58	W
F17	87	Washington State	.....55	W
F18	73	Washington State	.....59	W
F24	74	Washington	.....62	W
F25	63	Washington	.....60	W
M2	80	at UCLA (X/13)	.....85	L
M3	62	at UCLA (X/13)	.....84	L
M9	63	Stanford	.....66	L
M10	68	at Stanford	.....70	L

### Primary Starters

F-Bob Blake, 6-2, Sr., 12.1 (Capt.)  
F-Larry Friend, 6-4, Jr., 13.0  
C-Duane Asplund, 6-7, Sr., 11.6  
G-Earl Robinson, 6-1, So., 11.4  
G-Gabe Arrillaga, 6-1, Jr., 3.3

## 1956-57

(21-5, 14-2/1st PCC)

Head Coach: Pete Newell

CAL	OPP			
D1	56	San Francisco	.....70	L
D7	80	Arizona State	.....50	W
D15	59	St. Mary's	.....47	W
D18	56	Kansas (X/1)	.....66	L
D20	74	at Arizona State	.....61	W
D22	70	at Arizona	.....49	W
D27	76	Pacific	.....49	W
D29	69	San Jose State	.....47	W
J4	66	at Washington State	.....58	W
J5	61	at Washington State	.....51	W
J8	59	Stanford	.....45	W
J11	53	Oregon	.....46	W

J12	71	Oregon	.....57	W
J25	67	at Stanford (19/X)	.....64	W
F8	73	at Oregon State (19/X)	.....60	W
F9	62	at Oregon State (19/X)	.....51	W
F15	91	Idaho (12/X)	.....54	W
F16	71	Idaho (12/X)	.....56	W
F22	57	at Washington (15/X)	.....70	L
F23	72	at Washington (15/X)	.....62	W
M1	66	UCLA (X/6)	.....71	L
M2	73	UCLA (X/6)	.....68	W
M8	61	at USC (14/X)	.....55	W
M9	89	at USC (14/X)	.....83	W
M15	86	Brigham Young+ (13/X)	.....59	W
M16	46	San Francisco+ (13/X)	.....50	L

+NCAA Western Regionals, Corvallis, OR

### Primary Starters

F-Larry Friend, 6-4, Sr., 18.9 (Capt.)  
F-Ev McKeen, 6-3, Jr., 4.2  
C-Duane Asplund, 6-7, Sr., 11.4  
G-Earl Robinson, 6-1, Jr., 12.1  
G-Gabe Arrillaga, 6-0, Sr., 3.7

## 1957-58

(19-9, 12-4/T1st PCC)

Head Coach: Pete Newell

CAL	OPP			
D6	70	San Jose State	.....62	W
D10	67	St. Mary's (OT)	.....57	W
D13	54	at San Francisco (X/6)	.....66	L
D20	44	at Kansas State (X/3)	.....58	L
D21	52	at Kansas (X/2)	.....58	L
D26	60	Dayton+	.....55	W
D28	59	Temple+	.....69	L
D30	96	New York University+	.....65	W
J3	43	at Oregon St. (19/18)	.....55	L
J4	57	at Washington (19/X)	.....45	W
J10	49	Washington	.....42	W
J11	47	Washington State	.....32	W
J17	60	at Stanford	.....45	W
J18	61	Oregon State (X/16)	.....51	W
F1	54	Santa Clara	.....45	W
F7	48	at USC	.....58	L
F8	61	at UCLA	.....58	W
F15	80	USC	.....62	W
F17	67	Stanford	.....59	W
F21	70	at Idaho	.....62	W
F22	59	at Washington State	.....48	W
F24	61	at Oregon	.....60	W
F28	56	UCLA (19/X)	.....50	W
M1	71	Idaho (19/X)	.....82	L
M7	62	Oregon	.....64	L
M10	57	Oregon State&	.....45	W
M14	54	Idaho State	.....43	W
M15	62	Seattle <sup>⊖</sup> (OT) (X/18)	.....66	L

+ Holiday Festival, New York, NY

& PCC playoff, Eugene, OR

⊖ NCAA Western Regionals,

San Francisco, CA

### Primary Starters

F-Bob Dalton, 6-3, Jr., 9.0  
F-George Sterling, 6-4, Sr., 5.8  
C-Don McIntosh, 6-6, Sr., 11.7  
G-Earl Robinson, 6-1, Sr., 10.0 (Capt.)  
G-Al Buch, 6-1, Jr., 9.5

## 1958-59

(25-4, 14-2/1st PCC)

NCAA CHAMPIONS

Head Coach: Pete Newell

CAL	OPP			
D3	60	San Jose State	.....36	W
D6	50	San Francisco	.....43	W
D9	57	St. Mary's (X/14)	.....55	W
D12	65	Kansas State (X/3)	.....68	L
D20	71	at Iowa (15/X)	.....52	W
D21	68	at Wisconsin (15/X)	.....53	W
D23	43	at St. Louis (14/16)	.....55	L
D27	90	Arizona (14/X)	.....46	W
J2	54	at Washington (20/X)	.....43	W
J3	57	at Oregon (20/X)	.....59	L
J9	55	Washington	.....44	W
J10	64	Idaho	.....39	W

J16	53	at Stanford (20/X).....	56	L
J17	67	Stanford (20/X).....	46	W
J31	66	at Santa Clara (20/X).....	55	W
F6	60	at UCLA (19/X).....	58	W
F7	82	at USC (19/X).....	55	W
F13	83	Oregon (18/X).....	55	W
F14	64	UCLA (18/X).....	51	W
F20	61	at Wash. State (15/X).....	37	W
F21	65	at Idaho (15/X).....	46	W
F23	57	at Oregon St. (15/X).....	40	W
F27	70	USC (12/X).....	64	W
F28	65	Washington St. (12/X).....	45	W
M7	55	Oregon State (11/X).....	52	W
M13	71	Utah+ (11/18).....	53	W
M14	66	St. Mary's+ (11/15).....	46	W
M20	64	Cincinnati+ (11/5).....	58	W
M21	71	West Virginia+ (11/10).....	70	W

+ NCAA Western Regional,  
San Francisco, CA  
& NCAA Final Four, Louisville, KY

**Primary Starters**

F-Bob Dalton, 6-3, Sr., 7.3  
F-Jack Grout, 6-5, Sr., 5.5  
C-Darrall Imhoff, 6-10, Jr., 11.5  
G-Denny Fitzpatrick, 6-0, Sr., 13.3  
G-Al Buch, 6-2, Sr., 9.2 (Capt.)

**1959-60**

(28-2, 11-1/1st AAWU,)

**NCAA RUNNER-UP**

**Head Coach: Pete Newell**

CAL		OPP	
D4	59	at UC Santa Barbara.....	47 W
D8	65	at San Francisco.....	40 W
D12	54	San Jose State.....	43 W
D18	51	Colorado.....	47 W
D19	79	Colorado.....	46 W
D23	71	Michigan State (4/11).....	60 W
D28	62	Illinois+ (4/10).....	48 W
D29	65	USC+ (OT) (3/X).....	61 W
D30	65	West Virginia+ (3/2).....	45 W
J2	57	at USC (3/X).....	65 L
J4	60	at USC (3/X).....	45 W
J8	59	UCLA (2/X).....	47 W
J9	52	at Stanford (2/X).....	43 W
J15	54	Washington St. (2/X).....	43 W
J16	79	Washington (2/X).....	39 W
J29	70	Oregon (3/X).....	45 W
J30	67	Oregon State (3/X).....	48 W
F5	68	Washington (3/X).....	53 W
F12	57	USC (3/X).....	46 W
F13	53	UCLA (3/X).....	45 W
F20	67	at UCLA (3/X).....	57 W
F26	54	at Washington (4/X).....	47 W
F27	62	at Oregon State (4/X).....	47 W
M4	51	Stanford (3/X).....	42 W
M5	70	at Stanford (3/X).....	51 W
M8	71	Idaho State+ (2/X).....	44 W
M11	69	Santa Clara+ (2/X).....	49 W
M12	70	Oregon+ (2/X).....	49 W
M17	77	Cincinnati* (2/1).....	69 W
M18	55	Ohio State* (2/3).....	75 L

+ Los Angeles Invitational,  
Los Angeles, CA  
& NCAA Regional, San Francisco, CA  
+ NCAA Regional, Seattle, WA  
\* NCAA Final Four, San Francisco, CA

**Primary Starters**

F-Tandy Gillis, 6-6, Sr., 9.6  
F-Bill McClintock, 6-4, Jr., 11.9  
C-Darrall Imhoff, 6-10, Sr., 13.7  
G-Earl Schultz, 6-4, Jr., 9.5  
G-Bob Wendell, 5-8, Jr., 4.9

**1960-61**

(13-9, 5-7/4th AAWU)

**Head Coach: Rene Herrerias**

CAL		OPP	
D3	60	UC Santa Barbara.....	54 W
D6	43	San Jose State.....	39 W
D10	51	St. Mary's.....	43 W
D16	53	San Francisco.....	39 W



**RENE HERRERIAS**

1961-68

449-294 (.604)

D19	62	at Northwestern.....	40 W
D21	53	St. Louis+ (OT) (X/16).....	54 L
D22	72	Illinois+.....	54 W
D28	80	Iowa+ (4 OT).....	83 L
D29	63	Minnesota+.....	49 W
D30	40	Stanford+.....	36 W
J6	50	USC.....	57 L
J7	57	USC.....	65 L
J10	52	Stanford.....	53 L
J14	46	at UCLA (X/10).....	54 L
F1	60	Mutual AAU+.....	52 W
F2	52	Serv Pac+ (Ex.).....	39 W
F3	66	Sub Pac+ (Ex.).....	52 W
F4	64	Hawaii Marines+ (Ex.).....	71 L
F10	50	at Washington.....	70 L
F11	58	at Washington (OT).....	59 L
F17	52	at Stanford.....	50 W
F18	64	Stanford.....	61 W
F24	66	UCLA.....	65 W
M3	52	Washington (OT).....	51 W
M10	69	at USC (X/7).....	57 W
M11	55	at UCLA.....	59 L

+ Kentucky Classic, Lexington, KY  
& Los Angeles Invitational,  
Los Angeles, CA  
+ at Hawaii - Exh. not included in official records

**Primary Starters**

F-Bill McClintock, 6-4, Sr., 15.0 (Capt.)  
F-Dave Stafford, 6-3, Sr., 7.5  
C-Stan Morrison, 6-7, Sr., 10.8  
G-Earl Shultz, Sr., 9.9  
G-Bobby Wendell, 5-8, Sr., 3.6

**1961-62**

(8-17, 2-10/5th AAWU)

**Head Coach: Rene Herrerias**

CAL		OPP	
D2	55	Pacific.....	44 W
D6	58	St. Mary's.....	57 W
D9	57	at San Francisco (OT).....	59 L
D12	46	Santa Clara.....	53 L
D15	47	at Colorado.....	63 L
D16	60	at Colorado.....	66 L
D18	58	at Utah.....	64 L
D22	50	Nebraska.....	49 W
D23	57	St. Louis.....	55 W
D27	54	Washington State+.....	61 L
D29	76	Michigan+.....	67 W
D30	85	Michigan State+.....	72 W
J5	41	at USC (X/6).....	68 L
J6	52	at USC (X/6).....	79 L
J12	60	UCLA.....	71 L
J13	42	at Stanford.....	74 L
F2	56	Loyola Marymount.....	68 L
F3	57	Washington.....	62 L
F9	63	Washington.....	70 L
F16	51	Stanford.....	64 L
F17	54	at Stanford.....	59 L
F23	62	at UCLA.....	68 L
M3	68	at Washington (OT).....	65 W
M9	61	USC.....	60 W
M10	54	UCLA.....	66 L

+ Far West Classic, Portland, OR

**Primary Starters**

F-Ed Donahue, 6-5, Sr., 6.1 (Capt.)  
F-Don Lauer, 6-2, Jr., 9.4  
C-Chris Carpenter, 6-8, So., 6.6  
G-Dick Smith, 6-0, Jr., 12.0  
G-Dennis Vollom, 6-3, Jr., 3.3

**1962-63**

(13-11, 4-8/5th AAWU)

**Head Coach: Rene Herrerias**

CAL		OPP	
D1	72	Utah.....	66 W
D5	77	St. Mary's.....	63 W
D8	62	San Francisco.....	57 W
D14	61	at Oregon State (X/9).....	59 W
D15	60	at Oregon State (X/9).....	70 L
D21	70	Texas.....	62 W
D22	60	Wyoming.....	55 W
D27	85	Seattle+ (OT).....	77 W
D28	50	Oregon State+.....	58 L
D29	78	Oregon+.....	46 W
J4	72	USC.....	65 W
J5	78	USC.....	69 W
J8	68	Stanford (2 OT).....	70 L
J12	58	at UCLA.....	63 L
F1	55	Oregon.....	60 L
F2	79	Oregon.....	58 W
F8	62	at Washington.....	64 L
F9	58	at Washington.....	65 L
F15	61	at Stanford (X/8).....	60 W
F16	58	Stanford (X/8).....	68 L
F23	57	UCLA.....	64 L
M1	50	Washington.....	45 W
M8	63	at USC (OT).....	77 L
M9	53	at UCLA.....	72 L

+ Far West Classic, Portland, OR

**Primary Starters**

F-Don Lauer, 6-2, Sr., 8.8  
F-Chris Carpenter, 6-8, Jr., 3.6  
C-Camden Wall, 6-10, Jr., 13.5  
G-Dick Smith, 6-0, Sr., 14.6 (Capt.)  
G-Bruce Ballmer, 6-2, Jr., 4.5

**1963-64**

(11-13, 8-7/3rd AAWU)

**Head Coach: Rene Herrerias**

CAL		OPP	
D4	65	St. Mary's.....	50 W
D7	60	at San Francisco.....	64 L
D13	65	Oregon State (X/9).....	55 W
D14	49	Oregon State (X/9).....	61 L
D18	58	at Arizona.....	64 L
D20	78	Michigan State+.....	68 W
D21	66	Arizona State+.....	71 L
D26	73	Hawaii Marines+ (Ex.).....	61 W
D27	71	Hickam Field+ (Ex.).....	62 W
D28	66	Sub Pac+ (Ex.).....	73 L
J3	46	at Washington.....	44 W
J4	53	at Washington.....	59 L
J10	72	Washington State.....	64 W
J11	72	Washington State.....	56 W
J17	65	at USC.....	64 W
J18	65	at USC.....	47 W
J31	63	at Oregon.....	77 L
F1	64	at Oregon.....	72 L
F7	67	UCLA (X/1).....	87 L
F8	56	UCLA (X/1).....	58 L
F14	57	Stanford.....	69 L
F15	59	at Stanford.....	52 W
F22	57	Washington.....	51 W
F24	72	at Washington State.....	70 W
F29	55	USC.....	77 L
M2	57	at UCLA (X/1).....	87 L
M6	59	at Stanford (OT).....	61 L

+ Sun Devil Classic, Tempe, AZ  
& at Honolulu - Exh. not included in official records

**Primary Starters**

F-Dan Wolthers, 6-4, Jr., 14.3  
F-Steve Smith, 6-3, So., 5.9  
C-Camden Wall, 6-10, Sr., 11.9  
G-Dan Lufkin, 6-1, Sr., 8.7 (Capt.)  
G-Howard Holt, 6-2, Jr., 5.4

# Year-by-Year Results

## 1964-65

(8-15, 4-10/7th AAWU)

Head Coach: Rene Herrerias

CAL	OPP	
D5	62	St. Mary's.....44 W
D11	57	Arizona.....55 W
D12	55	San Francisco (X/5).....65 L
D19	74	at Utah.....99 L
D21	80	at Nebraska.....87 L
D22	59	at Nebraska.....63 L
D26	74	Wyoming.....75 L
D28	86	Tulane.....59 W
J8	46	Washington.....55 L
J9	63	Washington State.....46 W
J15	54	at UCLA (X/1).....76 L
J16	55	at USC.....75 L
J30	80	at Santa Clara.....60 W
F5	57	at Oregon State.....74 L
F6	71	at Oregon.....83 L
F12	72	Oregon.....52 W
F13	55	Oregon State.....53 W
F19	53	at Washington State.....60 L
F20	66	at Washington.....64 W
F26	67	USC.....68 L
F27	68	UCLA (X/2).....83 L
M5	79	Stanford.....86 L
M6	59	at Stanford.....72 L

### Primary Starters

F-Dan Wolthers, 6-4, Sr., 17.7 (Capt.)  
 F-Dick Vortmann, 6-5, Jr., 4.2  
 C-Mike Henderson, 6-6, Sr., 15.1  
 G-Robby Olson, 6-1, Jr., 8.4  
 G-Howard Holt, 6-2, Sr., 8.0

## 1965-66

(9-16, 4-10/7th AAWU)

Head Coach: Rene Herrerias

CAL	OPP	
D3	62	at San Francisco.....78 L
D4	55	St. Mary's.....52 W
D10	87	Nebraska.....71 W
D11	68	Nebraska.....70 L
D17	64	Indiana+.....71 L
D18	75	Air Force+.....70 W
D20	72	at Oklahoma.....94 L
D23	73	Santa Clara.....75 L
D29	82	Texas&.....77 W
D30	58	Arizona&.....62 L
J8	71	at Washington State.....70 W
J10	79	at Washington.....80 L
J14	66	UCLA (X/9).....75 L
J15	58	USC.....77 L
J29	64	San Jose State.....52 W
F4	62	Oregon State.....77 L
F5	63	Oregon.....65 L
F11	50	at Oregon State.....63 L
F12	51	at Oregon.....68 L
F18	71	Washington State.....74 L
F19	50	Washington.....48 W
F25	79	at UCLA.....95 L
F26	60	at USC.....58 W
M4	59	Stanford.....63 L
M5	88	at Stanford.....73 W

+ Kentucky Tournament, Lexington, KY  
 + American Legion Tournament, Seattle, WA

### Primary Starters

F-Bob Wolfe, 6-5, So., 10.0  
 F-Steve Smith, 6-3, Jr., 10.3  
 C-Bruce Steckel, 6-7, Jr., 10.8  
 G-Russ Critchfield, 5-10, So., 15.5  
 G-Charlie Perkins, 6-2, Jr., 7.3

## 1966-67

(15-10, 6-8/T5th AAWU)

Head Coach: Rene Herrerias

CAL	OPP	
D3	74	St. Mary's.....55 W
D5	108	Oklahoma.....81 W
D9	59	San Francisco.....51 W
D19	75	Utah.....73 W
D21	62	at Iowa.....72 L
D23	87	at Illinois (OT).....97 L

D27	69	Notre Dame+.....63 W
D28	83	Hawaii+.....69 W
D29	60	Sub Pac+ (Ex.).....45 W
J6	42	Oregon State.....45 L
J7	74	Oregon.....61 W
J13	78	at UCLA (X/1).....96 L
J14	99	at USC (2 OT).....95 W
J26	78	Japanese National Team*.....59 W
J28	80	at Santa Clara.....77 W
F3	59	Air Force.....55 W
F4	63	Denver.....58 W
F11	80	at Washington.....85 L
F12	67	at Washington State.....75 L
F17	81	Washington State.....85 L
F18	88	Washington.....73 W
F24	62	at Oregon.....61 W
F25	57	at Oregon State (OT).....59 L
M3	77	USC.....75 W
M4	66	UCLA (X/1).....103 L
M10	67	Stanford.....83 L
M11	83	at Stanford.....58 W

+ Rainbow Classic, Honolulu, HI

### Primary Starters

F-Bob Wolfe, 6-5, Jr., 7.8  
 F-Myron Erickson, 6-5, Sr., 8.2 (Capt.)  
 C-Bruce Steckel, 6-7, Sr., 9.5  
 G-Russ Critchfield, 5-10, Jr., 21.0  
 G-Charlie Perkins, 6-2, Sr., 18.7

## 1967-68

(15-9, 7-7/4th AAWU)

Head Coach: Rene Herrerias

CAL	OPP	
D2	67	Idaho.....55 W
D6	76	St. Mary's.....69 W
D9	78	at San Francisco (OT).....74 W
D19	92	Athletes in Action (Ex.).....73 W
D22	79	Iowa.....73 W
D23	89	Illinois.....72 W
D28	88	SMU+.....84 W
D29	85	Western Kentucky+.....96 L
J5	63	at Oregon State.....76 L
J6	96	at Oregon.....81 W
J12	64	UCLA (X/1).....94 L
J13	65	USC.....80 L
J20	74	Portland.....61 W
F2	79	at Air Force.....81 L
F3	96	at Denver.....82 W
F9	79	Washington.....66 W
F10	82	Washington State.....76 W
F17	66	at Washington State.....87 L
F19	52	at Washington.....64 L
F23	76	Oregon.....64 W
F24	71	Oregon State.....58 W
M1	71	at UCLA (X/2).....115 L
M2	91	at USC (OT).....90 W
M8	88	Stanford.....81 W
M9	51	at Stanford.....64 L

+ All Sports Classic, Dallas, TX

### Primary Starters


F-Bob Wolfe, 6-5, Sr., 9.6  
 F-Stu Watterson, 6-7, Sr., 6.8  
 C-Bob Presley, 6-10, Jr., 18.9  
 G-Russ Critchfield, 5-10, Sr., 22.0 (Capt.)  
 G-Trent Gaines, 6-2, So., 10.3

## 1968-69

(12-13, 4-10/T7th Pac-8)

Head Coach: Jim Padgett

CAL	OPP	
D2	82	San Francisco.....71 W
D4	103	San Jose State (19/X).....98 W
D7	84	St. Mary's (19/X).....77 W
D18	70	Cincinnati (15/X).....71 L
D20	81	Purdue+ (15/12).....98 L
D21	86	Nebraska+ (15/X).....73 W
D26	74	Brigham Young&.....82 L
D28	66	Yale&.....59 W
D30	93	Arizona State&.....81 W
J10	68	Washington State.....60 W
J11	73	Washington (OT).....74 L
J17	73	Stanford.....65 W



## JIM PADGETT

1969-72  
 52-53 (.495)

J24	73	Loyola Marymount.....68 W
J25	97	Portland.....62 W
J31	74	at UCLA (X/1).....109 L
F1	70	at USC.....98 L
F7	69	at Oregon State.....57 W
F8	73	at Oregon.....84 L
F14	91	Oregon.....70 W
F15	63	Oregon State.....79 L
F22	65	at Washington.....85 L
F24	66	at Washington State.....84 L
F28	67	USC.....76 L
M1	77	UCLA (OT) (X/1).....84 L
M7	79	at Stanford (2 OT).....83 L

+ Sun Devil Classic, Phoenix, AZ  
 + Far West Classic, Portland, OR

### Primary Starters

F-Jackie Ridgle, 6-4, So., 20.0  
 F-Bill Duwe, 6-5, So., 7.0  
 C-Bob Presley, 6-11, Sr., 13.6  
 G-Charlie Johnson, 6-0, So., 14.0 (Capt.)  
 G-Waddell Blackwell, 6-0, Jr., 1.7

## 1969-70

(11-15, 5-9/6th Pac-8)

Head Coach: Jim Padgett

CAL	OPP	
D5	79	at Brigham Young.....98 L
D6	77	at Brigham Young.....75 W
D9	67	San Jose State.....62 W
D12	57	Army+.....51 W
D13	52	Santa Clara+ (X/15).....58 L
D22	83	New Mexico.....79 W
D29	86	at Utah.....80 W
D30	77	at Utah.....96 L
J3	67	at San Francisco.....69 L
J10	61	at Washington State.....71 L
J12	84	at Washington (X/14).....64 W
J13	84	at Portland.....66 W
J16	71	at Stanford.....73 L
J23	55	Air Force.....56 L
J24	63	Utah State (OT).....68 L
J30	72	UCLA (X/1).....87 L
J31	73	USC (X/15).....78 L
F6	71	Oregon State.....55 W
F7	71	Oregon.....77 L
F13	91	at Oregon.....98 L
F14	67	at Oregon State.....64 W
F20	91	Washington (OT).....86 W
F21	63	Washington State.....74 L
F27	82	at USC.....90 L
F28	95	at UCLA (X/2).....109 L
M7	100	Stanford.....85 W

+ Cable Car Classic, San Francisco, CA

### Primary Starters

F-Jackie Ridgle, 6-4, Jr., 16.6  
 F-Tom Henderson, 6-5, Sr., 6.2  
 C-Ansley Truitt, 6-9, So., 16.3  
 G-Charlie Johnson, 6-0, Jr., 14.0  
 G-Phil Chenier, 6-4, So., 10.3

## 1970-71

(16-9, 8-6/T3rd Pac-8)

Head Coach: Jim Padgett

CAL	OPP		
D4	87	at Arizona	W
D5	62	at New Mexico	L
D8	90	San Jose State	W
D11	77	Santa Clara+	W
D12	75	Weber State+	W
D21	71	Wyoming&	L
D22	77	Harvard&	W
D26	82	at Cincinnati	W
D29	63	Fordham	L
D30	94	Air Force	W
J8	101	at Oregon State (OT)	W
J9	81	at Oregon	L
J15	66	USC (X/3)	L
J16	76	UCLA (X/1)	L
J23	81	San Francisco	W
F5	99	Stanford	W
F6	100	at Stanford	W
F12	90	Washington State	W
F13	92	Washington	W
F20	80	at Washington	L
F22	102	at Washington State	W
F26	103	Oregon	W
F27	99	Oregon State	W
M5	69	at UCLA (X/1)	L
M6	81	at USC (X/3)	L

+ Cable Car Classic, San Francisco, CA  
& U. of Michigan Tournament, Ann Arbor, MI  
+ Kodak Classic, Rochester, NY

### Primary Starters

F-Jackie Ridgle, 6-4, Sr., 17.3 (Capt.)  
F-John Coughran, 6-6, So., 9.7  
C-Ansley Truitt, 6-9, Jr., 16.6  
G-Phil Chenier, 6-4, Jr., 16.8  
G-Charlie Johnson, 6-0, Sr., 13.6 (Capt.)

## 1971-72

(13-16, 6-8/5th Pac-8)

Head Coach: Jim Padgett

CAL	OPP		
D2	82	Houston (2 OT)	W
D4	79	Arizona	W
D10	64	San Francisco+	W
D11	59	South Carolina+ (X/11)	L
D17	59	Princeton& (X/18)	L
D18	70	Missouri&	L
D28	76	Texas Christian	W
D29	79	Hawaii	L
D30	57	Temple	L
J3	127	Oklahoma City	W
J7	63	Washington	L
J8	79	Washington St. (2 OT)	W
J14	69	at USC (X/10)	L
J15	43	at UCLA (X/1)	L
J17	89	New Mexico State	L
J22	83	at San Jose State	L
J24	89	at Santa Clara	W
J28	100	UC Davis	W
J31	87	at Utah State	L
F4	86	at Stanford (3 OT)	L
F5	84	Stanford	W
F11	79	Oregon (OT)	W
F12	68	Oregon State	L
F18	71	at Oregon	W
F19	68	at Oregon State	L
F26	81	at Washington State	W
F28	78	at Washington	L
M3	71	UCLA (X/1)	L
M4	84	USC (X/8)	W

+ Cable Car Classic, San Francisco, CA  
& Kentucky Classic, Lexington, KY  
+ Rainbow Classic, Honolulu, HI

### Primary Starters

F-John Coughran, 6-6, Jr., 18.6 (Capt.)  
F-Carl Meier, 6-8, So., 6.7  
C-Ansley Truitt, 6-9, Sr., 18.8 (Capt.)  
G-Eric Long, 6-1, Jr., 6.3  
G-Bill Duwe, 6-4, Sr., 12.9



## DICK EDWARDS

1973-78

73-85 (.462)

## 1972-73

(11-15, 4-10/7th Pac-8)

Head Coach: Dick Edwards

CAL	OPP		
D2	70	St. Mary's	L
D8	75	Nebraska+	W
D9	63	West Virginia+	W
D16	75	at Houston (X/16)	L
D18	84	at Oklahoma City	L
D22	61	North Carolina (X/13)	L
D23	70	Fordham	L
D29	82	Illinois State	W
D30	72	Portland	W
J6	59	at Washington	L
J8	59	at Washington State	W
J12	64	USC	L
J13	50	UCLA (X/1)	L
J20	79	San Jose State	W
J22	88	Nevada	W
J27	83	Santa Clara	W
F3	68	Stanford	L
F9	70	at Oregon State	L
F10	55	at Oregon (OT)	L
F16	69	Oregon (OT)	L
F17	79	Oregon State	W
F23	98	Washington State	W
F24	77	Washington	W
M2	65	at UCLA	L
M3	53	at USC (X/1)	L
M9	66	at Stanford	L

+ Mountaineer Classic, Morgantown, WV

### Primary Starters

F-John Coughran, 6-6, Sr., 15.5 (Capt.)  
F-Bill Kellar, 6-4, Jr., 5.3  
C-Carl Meier, 6-8, Jr., 11.5  
G-Rickie Hawthorne, 6-3, Fr., 14.2  
G-Eric Long, 6-1, Sr., 7.7 (Capt.)

## 1973-74

(9-17, 3-11/T7th Pac-8)

Head Coach: Dick Edwards

CAL	OPP		
D5	70	at North Carolina	L
D7	74	West Virginia+	L
D8	81	Seton Hall+	W
D15	67	Loyola Marymount	L
D17	66	Seattle	W
D21	64	Drake&	W
D22	62	Dayton&	L
F4	64	Pennsylvania	W
F6	62	Penn State	W
F12	62	Temple	L
J4	61	Oregon State	W
J5	42	Oregon	L
J7	75	Rice (OT)	L
J11	56	at UCLA (X/1)	L
J12	61	at USC (X/17)	L
J26	62	San Jose State	W
F1	53	at Stanford	L
F8	69	Washington State	W
F9	76	Washington	L

F16	78	at Washington	L
F18	57	at Washington State	L
F22	54	at Oregon	L
F23	73	at Oregon State	L
M1	60	UCLA* (X/3)	L
M2	67	USC (X/10)	L
M8	71	Stanford	W

+ Mountaineer Classic, Morgantown WV  
& Dayton Classic, Dayton, OH

+ Quaker City Classic, Philadelphia, PA  
\* Oakland Coliseum

### Primary Starters

F-Carl Meier, 6-8, Sr., 10.5 (Capt.)  
F-John Terry, 6-5, Jr., 5.1  
C-Rock Lee, 6-10, Fr., 7.2  
G-Rickie Hawthorne, 6-3, So., 14.1  
G-Brady Allen, 6-3, Sr., 11.4 (Capt.)

## 1974-75

(17-9, 7-7/4th Pac-8)

Head Coach: Dick Edwards

CAL	OPP		
N30	98	Colorado	W
D2	73	at Seattle	W
D6	76	Purdue (X/12)	W
D7	43	Stetson	L
D16	85	at Colorado	W
D18	64	at Rice	W
D27	84	Arizona+ (X/10)	W
D28	73	Old Dominion+	L
J4	77	Morehead State	W
J10	64	at Oregon State	L
J11	60	at Oregon (X/9)	W
J17	65	USC (X/6)	L
J18	72	UCLA (X/2)	L
J21	89	UC Davis	W
J25	86	CS-Los Angeles	W
J28	92	San Jose State	W
F1	60	Stanford (X/17)	W
F6	57	at Washington	L
F8	56	at Washington State	W
F14	78	Washington State	W
F15	78	Washington	W
F21	76	Oregon	W
F22	54	Oregon State (X/20)	L
F28	47	at UCLA (X/5)	L
M1	59	at USC (X/12)	L
M7	68	at Stanford	W

+ Old Dominion Classic, Norfolk, VA

### Primary Starters

F-Carl Bird, 6-8, Jr., 12.7  
F-Doug Vilotti, 6-7, So., 5.5  
C-Jay Young, 6-9, Jr., 10.8  
G-Rickie Hawthorne, 6-3, Jr., 16.2  
G-Connie White, 6-4, Jr., 13.2

## 1975-76

(13-13, 5-9/T6th Pac-8)

Head Coach: Dick Edwards

CAL	OPP		
N28	93	Loyola (Chicago)+	W
N29	68	Louisiana State+	L
D4	76	Idaho State	W
D6	72	UC Davis	W
D9	73	Fresno State	W
D20	59	at Morehead State	L
D22	79	at Purdue	L
D29	75	Wichita State&	W
D30	82	West Virginia&	W
J9	56	Washington (X/8)	L
J10	69	Washington State	L
J15	81	at USC	W
J17	71	at UCLA (X/8)	L
J21	75	Santa Clara	W
J24	89	at Stanford (2 OT)	W
J26	70	at St. Mary's	W
J29	80	San Jose State	L
F5	73	at Oregon State	W
F7	60	at Oregon	L
F13	64	Oregon	L
F14	70	Oregon State	W
F19	85	at Washington State	L

# Year-by-Year Results

F21	75	at Washington (X/11)	.....95	L
F27	93	UCLA (X/9)	.....113	L
F28	96	USC (OT)	.....94	W
M5	65	Stanford	.....73	L

+ LSU Classic, Baton Rouge, LA  
& Lobo Classic, Albuquerque, NM  
= Later forfeited by Oregon State

### Primary Starters

F-Carl Bird, 6-8, Sr., 15.2  
F-Connie White, 6-4, Sr., 10.3  
C-Jay Young, 6-9, Sr., 6.9  
G-Gene Ransom, 5-9, Fr., 13.2  
G-Rickie Hawthorne, 6-3, Sr., 13.0

## 1976-77

(12-15, 7-7/6th Pac-8)

Head Coach: Dick Edwards

CAL	OPP			
N27	92	Portland	.....58	W
D3	70	San Francisco (X/10)	.....93	L
D10	73	at Iowa	.....94	L
D13	70	at Iowa State	.....78	L
D18	73	at Idaho State	.....98	L
D22	67	Louisiana State	.....69	L
D28	76	Baylor+	.....67	W
D29	71	VMI +	.....73	L
D30	70	Brigham Young+	.....75	L
J6	75	at Washington	.....85	L
J8	63	at Washington State	.....77	L
J13	74	UCLA (X/12)	.....82	L
J15	84	USC	.....76	W
J19	87	Seattle	.....69	W
J22	69	at Santa Clara	.....76	L
J25	90	St. Mary's	.....50	W
J27	64	UC Davis	.....52	W
F4	63	at Oregon State	.....79	L
F5	49	at Oregon	.....75	L
F10	107	Oregon (5 OT)	.....102	W
F12	84	Oregon State	.....83	W
F18	66	Washington State	.....52	W
F19	86	Washington	.....58	W
F24	95	at USC	.....78	W
F26	69	at UCLA (X/5)	.....91	L
M3	66	at Stanford	.....85	L
M5	101	Stanford	.....91	W

+ All College Tournament, Oklahoma City, OK

### Primary Starters

F-Ray Murry, 6-5, Sr., 17.4  
F-Doug True, 6-7, Fr., 10.3  
C-Tom Schneiderjohn, 6-11, So., 12.8  
G-Gene Ransom, 5-9, So., 14.2  
G-John Caselli, 6-3, So., 7.5

## 1977-78

(11-16, 4-10/7th Pac-8)

Head Coach: Dick Edwards

CAL	OPP			
N26	92	Cal Poly-Pomona	.....52	W
N28	97	Drake	.....78	W
D1	81	Nevada (OT)	.....89	L
D3	91	Bakersfield State	.....75	W
D7	55	at Fresno State	.....60	L
D10	70	Iowa	.....75	L
D17	102	Iowa State	.....73	W
D22	90	at San Francisco (X/11)	.....89	W
D27	74	at San Jose State	.....76	L
D30	83	UC Irvine	.....50	W
J6	47	at Oregon	.....49	L
J7	55	at Oregon St. (2 OT)	.....57	L
J12	77	Washington	.....85	L
J14	66	Washington State	.....64	W
J17	61	Santa Clara	.....63	L
J20	93	Alaska-Anchorage	.....85	W
J21	66	at Portland	.....67	L
J28	84	at Stanford	.....68	W
F2	81	at USC	.....87	L
F4	75	at UCLA (X/5)	.....94	L
F10	64	UCLA (X/5)	.....78	L
F11	70	USC	.....68	W
F16	68	Oregon State	.....70	L
F18	76	Oregon	.....67	W
F24	83	at Washington State	.....90	L
F26	76	at Washington	.....83	L

M4	85	Stanford	.....86	L
----	----	----------	---------	---

### Primary Starters

F-Doug True, 6-7, So., 10.3  
F-Kevin Singleton, 6-6, So., 9.7  
C-Tom Schneiderjohn, 6-11, Jr., 10.3  
G-Gene Ransom, 5-9, Jr., 17.0  
G-John Caselli, 6-3, Jr., 6.1



## DICK KUCHEN

1979-85  
80-112 (.417)

## 1978-79

(6-21, 4-14/10th Pac-10)

Head Coach: Dick Kuchen

CAL	OPP			
N24	73	Cal Poly-Pomona	.....52	W
N25	77	San Jose State	.....66	W
N30	67	San Francisco (X/15)	.....76	L
D9	67	at Seattle	.....81	L
D12	83	at Drake	.....86	L
D15	58	Providence+	.....59	L
D16	68	Fairfield+	.....81	L
D22	73	CS Los Angeles	.....78	L
D26	54	USC	.....59	L
D28	67	UCLA (X/3)	.....95	L
D30	61	at Nevada (OT)	.....66	L
J4	70	at Arizona State	.....59	W
J6	64	at Arizona	.....69	L
J13	67	Washington State	.....65	W
J15	45	Washington	.....39	W
J20	50	Stanford	.....73	L
J27	51	at Oregon State	.....76	L
J29	59	at Oregon	.....74	L
F2	75	Arizona	.....83	L
F3	55	Arizona State	.....91	L
F8	56	at Washington	.....71	L
F10	52	at Washington State	.....68	L
F17	49	at Stanford	.....54	L
F23	74	Oregon	.....62	W
F24	51	Oregon State	.....59	L
M1	68	at UCLA (X/3)	.....79	L
M3	64	at USC	.....86	L

+ Industrial National Classic, Providence, RI

### Primary Starters

F-Kevin Singleton, 6-6, Jr., 16.1  
F-Doug True, 6-7, Jr., 9.3  
C-Tom Schneiderjohn, 6-11, Sr., 6.5  
G-Kevin Sparks, 6-1, Fr., 7.6  
G-John Caselli, 6-3, Sr., 7.3

## 1979-80

(8-19, 3-15/10th Pac-10)

Head Coach: Dick Kuchen

CAL	OPP			
N30	64	at UC Santa Barbara	.....56	W
D7	62	San Francisco+	.....67	L
D14	63	UC Riverside	.....69	L
D15	109	UC San Diego	.....64	W
D18	87	UC Davis	.....59	W
D21	52	Kentucky& (X/3)	.....78	L
D22	88	Southern Methodist&	.....97	L
D28	59	at UCLA (X/16)	.....73	L
D29	74	at USC	.....84	L
J3	81	Arizona	.....89	L
J5	63	Arizona State	.....74	L

J12	71	at Washington	.....96	L
J14	64	at Washington State	.....83	L
J16	73	at Santa Clara	.....70	W
J19	77	at Stanford	.....69	W
J24	80	Oregon	.....71	W
J26	55	Oregon State (X/2)	.....86	L
J31	58	at Arizona State	.....69	L
F2	62	at Arizona	.....65	L
F7	68	Washington State	.....80	L
F9	66	Washington	.....68	L
F16	74	Stanford	.....75	L
F18	94	U.S. International	.....80	W
F23	67	at Oregon	.....75	L
F25	51	at Oregon State (X/6)	.....52	L
F28	69	USC	.....66	W
M1	58	UCLA	.....83	L

+ Oakland Coliseum

& Kentucky Invitational, Lexington, KY

### Primary Starters

F-Doug True, 6-8, Sr., 15.1  
F-Darrell Haley, 6-7, Fr., 4.9  
C-Michael Pitts, 6-11, Fr., 13.1  
G-Michael Chavez, 5-9, Fr., 11.9  
G-Phil Wilhite, 5-9, Sr., 7.0

## 1980-81

(13-14, 5-13/T8th Pac-10)

Head Coach: Dick Kuchen

CAL	OPP			
D8	81	UC San Diego	.....56	W
D12	58	Indiana+ (X/7)	.....94	L
D13	77	Alcorn State+	.....73	W
D17	75	CS Dominguez Hills	.....59	W
D20	78	Nevada	.....59	W
D22	88	Seattle Pacific	.....72	W
D27	91	Chaminade	.....67	W
D29	60	San Diego	.....56	W
J3	58	Stanford	.....56	W
J6	69	UC Santa Barbara	.....62	W
J10	53	at Oregon State (X/2)	.....80	L
J12	80	at Oregon	.....87	L
J16	52	Washington State	.....63	L
J17	74	Washington	.....65	W
J24	61	at UCLA (X/12)	.....75	L
J26	66	at USC	.....72	L
J31	71	Arizona	.....73	L
F2	81	Arizona St. (2 OT) (X/5)	.....84	L
F6	54	Oregon State (X/2)	.....69	L
F7	85	Oregon	.....77	W
F12	75	at Washington	.....98	L
F14	73	at Washington State	.....65	W
F19	66	UCLA (X/6)	.....72	L
F21	73	USC (OT)	.....71	W
F26	72	at Arizona	.....83	L
F28	68	at Arizona State (X/5)	.....81	L
M7	72	at Stanford	.....81	L

+ Hoosier Classic, Bloomington, IN

### Primary Starters

F-Sam Potter, 6-7, Fr., 11.2  
F-Michael Pitts, 6-11, So., 8.8  
C-Mark McNamara, 6-10, Jr., 17.2  
G-Kevin Singleton, 6-6, Sr., 11.6  
G-Michael Chavez, 5-9, So., 7.6

## 1981-82

(14-13, 8-10/T6th Pac-10)

Head Coach: Dick Kuchen

CAL	OPP			
N30	83	UC Davis	.....76	W
D4	64	San Francisco+ (X/14)	.....72	L
D5	74	UC Santa Barbara	.....61	W
D12	82	at Nevada	.....95	L
D18	77	Wyoming& (OT)	.....75	W
D19	48	Tennessee&	.....80	L
D22	77	Colgate	.....47	W
D28	66	at San Diego	.....60	W
D30	72	CS Northridge	.....67	W
J2	87	at Stanford	.....78	W
J8	91	Oregon	.....81	W
J9	43	Oregon State (X/17)	.....74	L
J14	55	at Washington St. (OT)	.....57	L
J16	62	at Washington	.....74	L
J22	59	USC	.....66	L



J23	56	UCLA	.....83	L
J29	57	at Arizona State	.....70	L
J30	85	at Arizona	.....73	W
F6	70	at Oregon	.....60	W
F8	50	at Oregon St. (X/10)	.....57	L
F12	54	Washington (X/19)	.....50	W
F13	48	Washington State	.....49	L
F19	65	at UCLA (OT)	.....70	L
F20	70	at USC	.....75	L
F26	63	Arizona	.....59	W
F27	70	Arizona State	.....65	W
M6	78	Stanford	.....59	W
+ Oakland Coliseum & Volunteer Classic, Knoxville, TN				
<b>Primary Starters</b>				
F-Wes Howell, 6-3, Sr., 8.3				
F-Darrell Haley, 6-7, Jr., 4.6				
C-Mark McNamara, 6-11, Sr., 22.0				
G-Michael Chavez, 5-9, Jr., 10.3				
G-Butch Hays, 6-3, So., 10.2				

## 1982-83

(14-14, 7-11/T6th Pac-10)

Head Coach: Dick Kuchen

CAL	OPP		
D4	76	Duke+	.....71 W
D13	93	Seattle Pacific	.....75 W
D17	61	St. Mary's	.....52 W
D18	57	Santa Clara	.....59 L
D21	67	at Loyola (Chicago)	.....75 L
D28	69	E. Tennessee St.& (OT)	.....71 L
D29	76	St. Louis&	.....74 W
J6	67	at Oregon (OT)	.....69 L
J8	59	at Oregon State	.....52 W
J13	106	UC Davis	.....62 W
J17	75	Stanford	.....61 W
J20	63	UCLA (X/1)	.....68 L
J22	56	USC	.....65 L
J27	64	at Washington State	.....66 L
J29	57	at Washington	.....58 L
F1	99	Hawaii Pacific	.....73 W
F3	65	Arizona State	.....72 L
F5	59	Arizona	.....57 W
F11	80	Pacific	.....53 W
F12	66	at Stanford	.....64 W
F19	60	at UCLA (X/10)	.....70 L
F21	53	at USC	.....55 L
F24	96	Washington	.....64 W
F26	54	Washington State	.....56 L
M3	69	at Arizona State	.....79 L
M5	84	at Arizona	.....59 W
M10	65	Oregon State (OT)	.....70 L
M12	75	Oregon	.....63 W
+ Oakland Coliseum & Budweiser Classic, St. Louis, MO			
<b>Primary Starters</b>			
F-Dave Butler, 6-9, Fr., 7.8			
F-Darrell Haley, 6-7, Sr., 7.7			
C-Michael Pitts, 6-11, Jr., 14.4			
G-Michael Chavez, 5-9, Sr., 13.3			
G-Butch Hays, 6-4, Jr., 10.5			

## 1983-84

(12-16, 5-13/9th Pac-10)

Head Coach: Dick Kuchen

CAL	OPP		
N26	79	UC San Diego	.....62 W
D3	47	at Tennessee	.....62 L
D5	76	UC Davis	.....50 W
D7	54	Nevada	.....57 L
D9	56	at Pacific	.....36 W
D17	52	at St. Mary's	.....48 W
D22	60	at Santa Clara (OT)	.....52 W
D27	74	Loyola (Chicago)	.....68 W
D29	58	Bowling Green+	.....59 L
D30	72	Idaho State+	.....54 W
J2	50	Washington	.....67 L
J5	55	Oregon	.....54 W
J13	66	at Stanford	.....64 W
J19	54	at UCLA	.....76 L
J21	56	at USC	.....73 L
J26	68	Washington St. (OT)	.....63 W

J28	42	Oregon State	.....44 L
F2	50	at Arizona	.....56 L
F4	60	at Arizona State	.....75 L
F10	51	Stanford	.....62 L
F16	62	UCLA (OT)	.....70 L
F18	46	USC	.....37 W
F23	51	at Washington (X/18)	.....54 L
F25	62	at Washington State	.....71 L
M1	54	Arizona State	.....59 L
M3	70	Arizona	.....62 W
M8	60	at Oregon St. (OT) (X/20)	.....64 L
M10	44	at Oregon	.....45 L
+ Lobo Invitational, Albuquerque, NM			

### Primary Starters

F-Butch Hays, 6-4, Sr., 12.6 (Capt.)  
F-Jim Beatie, 6-7, Fr., 3.7  
C-Dave Butler, 6-9, So., 11.0  
G-Chris Washington, 6-1, Fr., 9.7  
G-Kevin Johnson, 6-1, Fr., 9.7

## 1984-85


(13-15, 5-13/T8th Pac-10)

Head Coach: Dick Kuchen

CAL	OPP		
N24	58	St. Mary's	.....53 W
N26	69	UC Davis	.....63 W
D3	92	Seattle Pacific	.....71 W
D8	80	at Nevada	.....92 L
D18	71	Dartmouth	.....44 W
D21	79	Seattle	.....43 W
D22	73	Montana State	.....45 W
D27	55	Portland+	.....51 W
D29	70	Oregon+	.....68 W
D30	59	Oregon State+	.....70 L
J5	67	at Washington State	.....86 L
J10	67	Arizona	.....69 L
J12	70	Arizona State	.....77 L
J17	54	at Washington	.....72 L
J19	87	Stanford	.....72 W
J24	69	at UCLA	.....80 L
J26	80	at USC	.....86 L
J31	42	Oregon State (X/14)	.....36 W
F2	50	Oregon	.....37 W
F7	60	at Arizona State	.....61 L
F9	48	at Arizona	.....66 L
F16	43	at Stanford (2 OT)	.....41 W
F21	48	UCLA	.....54 L
F23	52	USC	.....75 L
F28	53	at Oregon	.....70 L
M2	37	at Oregon State	.....51 L
M7	38	Washington	.....41 L
M9	67	Washington State	.....58 W
+ Far West Classic, Portland, OR			

### Primary Starters

F-Jeff Thilgen, 6-4, Sr., 4.3 (Capt.)  
F-Jim Beatie, 6-7, So., 3.1  
C-Leonard Taylor, 6-8, Fr., 12.4  
G-Chris Washington, 6-1, So., 13.1  
G-Kevin Johnson, 6-1, So., 12.9



**LOU CAMPANELLI**

1986-93

123-108 (.532)

## 1985-86

(19-10, 11-7/3rd Pac-10)

Head Coach: Lou Campanelli

CAL	OPP		
N25	46	at Missouri	.....61 L
N30	88	UC San Diego	.....46 W
D3	74	UC Davis	.....51 W
D5	87	Hawaii	.....71 W
D7	69	at Montana State	.....62 W
D18	67	at St. Mary's	.....62 W
D20	52	Nevada	.....51 W
D27	80	Drake+	.....55 W
D28	53	Dayton+ (OT)	.....59 L
J2	62	Washington	.....60 W
J4	84	Washington State	.....68 W
J6	59	San Francisco	.....58 W
J9	67	at Arizona State	.....69 L
J12	72	at Arizona (2 OT)	.....79 L
J18	75	at Stanford	.....69 W
J22	62	USC	.....61 W
J25	75	UCLA	.....67 W
J31	42	at Oregon State	.....58 L
F2	55	at Oregon	.....65 L
F6	52	Arizona	.....61 L
F8	83	Arizona State	.....61 W
F15	81	Stanford	.....53 W
F20	63	at UCLA	.....76 L
F24	65	at USC	.....63 W
F27	64	Oregon	.....55 W
M2	72	Oregon State	.....66 W
M6	78	at Washington St. (OT)	.....81 L
M8	78	at Washington (OT)	.....72 W
M13	75	Loyola Marymount&	.....80 L
+ Merrill Lynch Classic, Dayton, OH & National Invitation Tournament			
<b>Primary Starters</b>			
F-Dave Butler, 6-9, Jr., 11.8 (Capt.)			
F-Jeff Huling, 6-5, Jr., 5.0			
C-Leonard Taylor, 6-8, So., 11.9			
G-Kevin Johnson, 6-1, Jr., 15.6			
G-Chris Washington, 6-1, Jr., 10.2			

## 1986-87

(20-15, 10-8/T3rd Pac-10)

Head Coach: Lou Campanelli

CAL	OPP		
N28	90	UC Davis	.....71 W
N29	60	at Nevada	.....74 L
D2	64	Missouri	.....63 W
D4	80	UNC-Charlotte	.....63 W
D6	63	at San Francisco	.....65 L
D17	53	St. Mary's	.....51 W
D18	70	Central Michigan	.....57 W
D21	69	Oregon State	.....61 W
D23	78	Oregon	.....67 W
D27	83	Florida+ (X/20)	.....80 W
D29	63	Wisconsin+	.....66 L
D30	58	Arkansas+	.....74 L
J2	79	at USC	.....76 W
J4	81	at UCLA	.....86 L
J8	92	Washington State	.....58 W
J10	61	Washington	.....70 L
J12	61	at Colorado	.....76 L
J17	87	Stanford	.....72 W
J19	85	Hofstra	.....55 W
J23	82	at Arizona (2 OT)	.....81 W
J25	53	at Arizona State	.....61 L
J29	73	at Oregon	.....86 L
J31	57	at Oregon State	.....59 L
F5	56	USC	.....53 W
F7	72	UCLA	.....77 L
F12	70	at Washington	.....68 W
F15	68	at Washington State	.....66 W
F22	80	at Stanford	.....88 L
F26	71	Arizona State	.....65 W
M1	51	Arizona	.....70 L
M6	64	Oregon State&	.....57 W
M7	68	UCLA& (X/18)	.....75 L
M13	72	CS Fullerton# (OT)	.....68 W
M17	65	at Oregon State#	.....62 W
M21	73	at Arkansas-Little Rock#	.....80 L
+ Rainbow Classic, Honolulu, HI & Pac-10 Tournament, Los Angeles, CA			

# Year-by-Year Results

# National Invitation Tournament

**Primary Starters**

F-Dave Butler, 6-9, Sr., 11.9 (Capt.)  
 F-Jon Wheeler, 6-7, Sr., 8.4  
 C-Leonard Taylor, 6-8, Jr., 19.0  
 G-Kevin Johnson, 6-1, Sr., 17.2 (Capt.)  
 G-Chris Washington, 6-1, Sr., 7.0

**1987-88**

(9-20, 5-13/T8th Pac-10)

Head Coach: Lou Campanelli

CAL	OPP		
N28	70	at Creighton	49 W
D3	83	San Francisco (OT)	88 L
D6	50	at Villanova	65 L
D16	86	U.S. International	66 W
D18	89	Drexel	74 W
D21	83	UCLA	70 W
D23	56	USC (2 OT)	58 L
D28	50	Alabama-Birmingham+	64 L
D29	51	Boston College+	65 L
J2	53	North Carolina-Asheville	58 L
J7	51	at Arizona (X/3)	80 L
J9	60	at Arizona State	82 L
J14	37	Washington State	59 L
J16	77	Washington	75 W
J23	54	at Stanford	70 L
J28	77	at Oregon	74 W
J30	46	at Oregon State	82 L
F4	75	Arizona State	88 L
F7	62	Arizona (X/1)	74 L
F11	84	at Washington (OT)	82 W
F13	82	at Washington State	76 W
F16	51	at St. Mary's	61 L
F21	61	Stanford	71 L
F25	54	Oregon State	65 L
F27	56	Oregon	62 L
M3	46	at USC	63 L
M6	66	at UCLA	74 L
M10	75	USC&	59 W
M11	64	Arizona& (X/3)	88 L
+ Sun Bowl Classic, El Paso, TX & Pac-10 Tournament, Tuscon, AZ			

**Primary Starters**

F-Matt Beeuwsaert, 6-6, Jr., 13.9  
 F-Roy Fisher, 6-7, Fr., 9.6  
 C-John Carty, 6-10, Fr., 2.9  
 G-Keith Smith, 6-4, So., 12.9  
 G-Ryan Drew, 6-2, Fr., 11.0  
 Captains: Jim Beatie, Leonard Taylor

**1988-89**

(20-13, 10-8/5th Pac-10)

Head Coach: Lou Campanelli

CAL	OPP		
N25	73	Florida+ (X/15)	58 W
N26	71	Kansas+	86 L
N28	71	Kentucky+	89 L
N30	76	Grambling	58 W
D3	57	at San Francisco	54 W
D5	99	U.S. International	73 W
D7	88	Tennessee Tech	57 W
D10	73	Villanova (X/17)	71 W
D21	59	at UCLA	76 L
D23	73	at USC	66 W
D28	78	American	65 W
D30	92	Central Connecticut	44 W
J2	70	Colorado	54 W
J5	80	Arizona State	64 W
J7	55	Arizona (X/8)	64 L
J12	63	at Washington State	62 W
J15	80	at Washington	82 L
J19	75	Stanford (X/20)	64 W
J26	64	Oregon State (OT)	69 L
J28	80	Oregon	62 W
F2	59	at Arizona (X/4)	86 L
F4	73	at Arizona State	63 W
F9	84	Washington	70 W
F11	86	Washington State	69 W
F14	74	at Brigham Young	87 L
F16	71	at Stanford (X/17)	97 L
F23	54	at Oregon State	60 L
F26	78	at Oregon	74 W

M2	73	UCLA	81 L
M4	74	USC	62 W
M10	66	Oregon State&	79 L
M16	73	Hawaii*	57 W
M20	72	at Connecticut*	73 L
+ Great Alaska Shootout, Anchorage, AK & Pac-10 Tournament, Inglewood, CA * National Invitation Tournament			

**Primary Starters**

F-Matt Beeuwsaert, 6-6, Sr., 9.6p, 5.4r (Capt.)  
 F-Roy Fisher, 6-7, So., 11.3p, 6.0r  
 C-Leonard Taylor, 6-8, Sr., 19.7p, 8.2r (Capt.)  
 G-Keith Smith, 6-4, Jr., 13.3p, 5.8a  
 G-Ryan Drew, 6-2, So., 8.7p, 2.0r

**1989-90**

(22-10, 12-6/3rd Pac-10)

Head Coach: Lou Campanelli

CAL	OPP		
N 15	70	Air Force#	49 W
N 17	81	UNLV##	101 L
N 27	95	Cal Poly Pomona	72 W
N 29	76	Prairie View A&M	68 W
D 02	83	San Francisco	61 W
D 05	97	U.S. International	87 W
D 09	99	UC Irvine	78 W
D 20	55	at Purdue	60 L
D 23	85	Brigham Young	63 W
D 27	98	Columbia	61 W
D 29	82	Cornell	49 W
J 02	70	at Arizona (OT) (X/19)	71 L
J 05	95	Oregon	72 W
J 07	58	Oregon State (X/13)	64 L
J 11	72	at Washington State	67 W
J 13	63	at Washington	58 W
J 18	74	USC	60 W
J 21	97	UCLA (X/16)	106 L
J 25	68	at Arizona St. (2 OT)	66 W
F 01	81	at Oregon St. (X/21)	98 L
F 04	79	at Oregon	78 W
F 08	86	Washington	64 W
F 10	69	Washington State	51 W
F 15	79	at UCLA (X/23)	71 W
F 17	74	at USC	70 W
F 21	68	Arizona (X/21)	93 L
F 23	69	Arizona State	60 W
F 28	66	at Stanford	63 W
M 04	58	Stanford	79 L
M 09	61	Stanford+	77 L
M 15	65	Indiana&	63 W
M 17	54	Connecticut& (X/4)	74 L

# Preseason NIT, Berkeley, CA  
 ## Preseason NIT, Las Vegas, NV  
 + Pac-10 Tournament, Tempe, AZ  
 & NCAA East Regional, Hartford, CT

**Primary Starters**

F-Roy Fisher, 6-7, Jr., 14.9p, 6.3 r  
 F-Brian Hendrick, 6-8, Fr., 14.9p, 7.6r  
 G-Keith Smith, 6-4, Sr., 16.6p, 6.4a (Capt.)  
 G-Ryan Drew, 6-3, Jr., 9.8 p, 2.5r  
 G-Bryant Walton, 6-4, Sr., 5.1p, 3.0r

**1990-91**

(13-15, 8-10/T5th Pac-10)

Head Coach: Lou Campanelli

CAL	OPP		
N24	81	at Houston	98 L
D 01	86	at San Francisco	63 W
D 03	93	San Jose State	53 W
D 06	65	Purdue	66 L
D19	121	U.S. International	97 W
D22	88	at UC Irvine	98 L
D28	66	Stetson#	69 L
D29	73	Alaska-Anchorage#	88 L
D30	81	Iona#	64 W
J 03	67	at Oregon	73 L
J 05	55	at Oregon State	59 L
J10	81	Washington State	90 L
J13	70	Washington	68 W
J17	69	at USC	66 W
J20	81	at UCLA (X/7)	98 L
J24	76	Arizona State	65 W
J26	85	Arizona (X/5)	78 W

J31	83	Oregon State	76 W
F 03	71	Oregon	74 L
F 07	67	at Washington	46 W
F 09	75	at Washington State	84 L
F14	82	UCLA (X/15)	79 W
F17	76	USC	85 L
F21	63	at Arizona (X/9)	100 L
F24	78	at Arizona State	87 L
M2	72	at Stanford	90 L
M5	99	Cal State Northridge	78 W
M7	75	Stanford	70 W

# Rainbow Classic, Honolulu, HI

**Primary Starters**

F-Brian Hendrick, 6-8, So., 17.6  
 F-Roy Fisher, 6-7, Sr., 13.7 (Co-Capt.)  
 G-Sean Harrell, 5-11, Sr., 6.1  
 G-Billy Dreher, 6-4, So., 13.2  
 G-Bill Elleby, 6-3, Jr., 10.2  
 Other Co-Capt.: Ryan Drew

**1991-92**

(10-18, 4-14/9th Pac-10)

Head Coach: Lou Campanelli

CAL	OPP		
N22	91	Nevada	73 W
N25	97	Morgan State	50 W
N29	76	LaSalle#	99 L
N30	68	Virginia Tech#	59 W
D3	73	San Francisco	80 L
D7	62	Oklahoma St. @ (X/8)	76 L
D21	75	Houston	81 L
D28	93	at San Jose State	87 W
D30	82	Manhattan	56 W
J2	92	Columbia	64 W
J10	57	at Oregon	67 L
J12	65	at Oregon State	77 L
J15	61	at Stanford	76 L
J23	66	UCLA\$ (X/2)	86 L
J25	83	USC	85 L
J30	76	at Washington	58 W
F1	83	at Washington State	101 L
F6	68	Arizona State	61 W
F9	68	Arizona (X/7)	80 L
F15	66	Stanford\$	92 L
F18	76	at UCLA (X/2)	82 L
F20	81	at USC	94 L
F27	72	Washington State	79 L
F29	74	Washington	76 L
M5	77	at Arizona (X/4)	100 L
M7	71	at Arizona State	74 L
M12	79	Oregon State	66 W
M14	87	Oregon	76 W


# Central Fidelity Classic, Richmond, VA

@ at Tulsa, OK

\$ Oakland Coliseum

**Primary Starters**

F-Brian Hendrick, 6-9, Jr., 16.1  
 F-Lamond Murray, 6-6, Fr., 13.8  
 F-Alfred Grigsby, 6-8, Fr., 10.2  
 G-K.J. Roberts, 5-11, Fr., 8.3  
 G-Bill Elleby, 6-3, Sr., 11.9



**TODD BOZEMAN**

1993-96  
 35-63 (.357)

## 1992-93

(21-9, 12-6/2nd Pac-10)

Head Coaches:

Lou Campanelli (10-7)

Todd Bozeman (11-2)

CAL	OPP
D1 89	Sacramento State\$ .....65 W
D5 80	Oklahoma State .....65 W
D7 89	at San Francisco .....79 W
D20 80	at Santa Clara (25/X) .....73 W
D22 81	Wake Forest\$ (21/X) .....65 W
D29 75	James Madison# (19/X) .....90 L
D30 54	Cornell# .....74 L
J3 84	Texas Southern .....69 W
J7 82	Oregon .....65 W
J9 63	Oregon State .....64 L
J14 83	Stanford .....66 W
J21 65	at UCLA .....67 L
J24 104	at UCLA (X/23) .....82 W
J28 79	Washington .....65 W
J30 75	Washington State .....83 L
F4 83	at Arizona State .....90 L
F7 81	at Arizona *(X/8) .....93 L
F10 92	CS Northridge .....68 W
F14 86	at Stanford .....61 W
F18 86	USC (OT) .....83 W
F20 71	UCLA\$ .....85 L
F25 76	at Washington State .....67 W
F27 76	at Washington .....75 W
M4 74	Arizona\$ (X/3) .....71 W
M6 91	Arizona State& .....67 W
M11 78	at Oregon State .....72 W
M13 79	at Oregon .....76 W
M18 66	LSU@ .....64 W
M20 82	Duke@ (X/10) .....77 W
M25 76	Kansas% (X/9) .....93 L

\$ Oakland Coliseum  
 # Seton Hall Meadowlands Classic, E. Rutherford, NJ  
 @ NCAA Midwest Regional, Rosemont Horizon, Rosemont, IL  
 % NCAA Midwest Regional, St. Louis Arena, St. Louis, MO

### Primary Starters

F-Lamond Murray, 6-7, So., 19.1  
 F-Alfred Grigsby, 6-9, So., 10.0  
 C-Brian Hendrick, 6-9, Sr., 10.4  
 G-Jason Kidd, 6-4, Fr., 13.0  
 G-K.J. Roberts, 5-11, So., 5.1

## 1993-94

(22-8, 13-5/T2nd Pac-10)

Head Coach: Todd Bozeman

CAL	OPP
N17 81	Santa Clara# (6/X) .....74 W
N19 56	at Kansas@ (6/9) .....76 L
D1 82	at Texas Southern (13/X) .....70 W
D4 67	Santa Clara^ (13/X) .....80 L
D10 80	Maryland-BC% (25/X) .....48 W
D12 83	Tulane% .....70 W
D23 85	Richmond .....78 W
D30 73	at Wake Forest .....72 W
J2 94	St. Mary's^ .....77 W
J6 70	Washington St. (24/X) .....54 W
J8 79	Washington (24/X) .....64 W
J13 98	at Arizona (OT) (19/6) .....93 W
J15 60	at Arizona St. (19/X) .....63 L
J20 79	at Stanford (21/X) .....88 L
J27 77	USC^ .....68 W
J30 85	UCLA^ (X/1) .....70 W
F3 67	at Oregon St. (19/X) .....61 W
F5 81	at Oregon (19/X) .....61 W
F7 93	CS Northridge (18/X) .....63 W
F10 95	Arizona State (18/X) .....78 W
F13 77	Arizona (18/16) .....96 L
F17 80	Stanford (19/X) .....62 W
F20 89	Cincinnati* (19/23) .....80 W
F24 92	at UCLA (17/15) .....88 W
F26 78	at USC (OT) (17/X) .....86 L
M3 82	Oregon (20/X) .....73 W
M5 74	Oregon State^ (20/X) .....44 W
M10 62	at Washington (16/X) .....56 W
M12 82	at Washington St. (X/16) .....94 L

M17 57 Wisc.-Green Bay\$ (16/X) .....61 L  
 # Preseason NIT, San Jose Arena  
 @ Preseason NIT, Lawrence, KS  
 ^ Oakland Coliseum  
 % Otis Spunkmeyer Classic, Oakland Coliseum  
 \* 7UP Shoot-Out, Orlando, FL  
 \$ NCAA West Regional, Ogden, UT

### Primary Starters

F-Lamond Murray, 6-7, Jr., 24.3  
 F-Michael Stewart, 6-10, Fr., 3.7  
 C-Ryan Jamison, 6-11, Jr., 7.5  
 G-Jason Kidd, 6-4, So., 16.7  
 G-Monty Buckley, 6-6, Jr., 12.8

## 1994-95

(13-14, 5-13/T8th Pac-10)

Head Coach: Todd Bozeman

CAL	OPP
N26 82	Texas Southern .....69 W+
N29 69	at N. Arizona .....66 W+
D3 85	Pacific .....66 W+
D5 93	San Francisco# .....59 W+
D17 82	Minnesota# .....75 W+
D21 89	at Cincinnati (24/13) .....76 W+
D28 79	Columbia* (14/X) .....43 W+
D29 73	Alabama* (OT) (14/X) .....76 L
J5 71	at Washington St. (17/X) .....83 L
J7 84	at Washington (17/X) .....76 W+
J12 86	Arizona (20/13) .....99 L
J14 68	Arizona State# (20/12) .....73 L
J19 73	Stanford (X/21) .....78 L
J22 76	at CS Northridge .....65 W+
J26 76	at USC .....58 W+
J28 100	at UCLA (X/4) .....93 W+
F2 67	Oregon State .....76 L
F4 86	Oregon# (X/22) .....94 L
F9 81	at Arizona State (X/14) .....100 L
F12 74	at Arizona (X/9) .....72 W+
F15 70	at Stanford (X/17) .....83 L
F23 88	UCLA (X/2) .....104 L
F25 95	USC .....74 W+
M2 82	at Oregon .....95 L
M4 67	at Oregon State .....83 L
M9 73	Washington# (OT) .....74 L
M11 89	Washington State .....92 L

# Oakland Coliseum Arena  
 \* Otis Spunkmeyer Classic, Oakland Coliseum Arena  
 + games later forfeited by Cal for use of ineligible player

### Primary Starters

F-Monty Buckley, 6-6, Sr., 16.1  
 F-Tremaine Fowlkes, 6-7, Fr., 13.4  
 C-Michael Stewart, 6-10, So., 3.9  
 G-Anwar McQueen, 6-1, So., 4.2  
 G-Jelani Gardner, 6-6, Fr., 10.7

## 1995-96

(17-11, 11-7/4th Pac-10)

Head Coach: Todd Bozeman

CAL	OPP
N25 111	Northern Arizona .....83 W+
N29 112	at Texas Southern .....73 W+
D5 83	at San Francisco .....70 W+
D16 70	at Minnesota .....67 W+
D20 70	Cincinnati# (24/9) .....77 L
D23 69	Illinois^ (24/14) .....83 L
D28 75	Holy Cross* .....64 W+
D29 58	Kansas State .....65 L
J4 99	Arizona# (X/18) .....75 W+
J6 97	Arizona State# .....82 W+
J11 63	at USC .....60 W+
J13 73	at UCLA (X/17) .....93 L
J18 70	Oregon State .....52 W+
J20 97	Oregon .....72 W+
J25 87	at Washington St. (25/X) .....79 W
J27 69	at Washington (25/X) .....71 L
J31 79	at Stanford .....93 L
F4 62	DePaul% .....59 W+
F8 65	UCLA# (X/17) .....73 L
F10 85	USC .....69 W+
F15 58	at Oregon .....60 L
F17 57	at Oregon State .....51 W+

F22 67	Washington .....56 W
F24 71	Washington State .....67 W+
M3 85	Stanford (X/25) .....69 W+
M7 53	at Arizona State .....56 L
M9 68	at Arizona (X/11) .....71 L
M14 64	Iowa State! (X/17) .....75 L=

# Oakland Coliseum Arena  
 ^ United Center, Chicago, IL  
 \* Otis Spunkmeyer Classic, Oakland Coliseum Arena  
 % Bay Area Classic, San Jose, CA  
 ! NCAA Midwest Regional, Dallas, TX  
 + games later forfeited by Cal due to ineligible player  
 = game later vacated due to ineligible player

### Primary Starters

F-Shareef Abdur-Rahim, 6-10, Fr., 21.1  
 F-Tony Gonzalez, 6-6, So., 5.3  
 G-Randy Duck, 6-2, Jr., 9.1  
 G-Ed Gray, 6-3, Jr., 15.6  
 G-Anwar McQueen, 6-1, Jr., 3.3



## BEN BRAUN

1997-2008

219-154 (.587)

## 1996-97

(23-9, 12-6/T2nd Pac-10)

Head Coach: Ben Braun

CAL	OPP
N25 75	Iowa# (X/25) .....59 W
N26 67	Kansas# (X/2) .....85 L
N27 59	Massachusetts# (X/15) .....55 W
N30 97	Texas Southern .....60 W
D3 89	Illinois (2OT) .....88 W
D8 64	Maryland+ .....80 L
D9 78	Mississippi State+ .....45 W
D20 76	Penn State^ .....63 W
D23 78	San Francisco .....63 W
D28 86	Howard= .....61 W
D29 77	Cal Poly SLO= .....59 W
J2 80	at Arizona (X/9) .....81 L
J4 60	at Arizona State .....64 L
J9 83	USC* .....71 W
J11 56	UCLA* .....64 L
J16 80	at Oregon State .....70 W
J18 73	at Oregon (X/24) .....62 W
J23 77	Washington St. (2OT) .....75 W
J25 80	Washington .....52 W
J29 70	Stanford (X/15) .....64 W
F6 71	at UCLA .....68 W
F8 85	at USC .....93 L
F13 73	Oregon .....66 W
F15 90	Oregon State .....68 W
F20 78	at Washington (25/X) .....67 W
F22 87	at Washington St. (25/X) .....89 L
M1 63	at Stanford (X/25) .....73 L
M6 84	Arizona State .....66 W
M8 79	Arizona* (X/12) .....77 W
M13 55	Princeton! .....52 W
M15 75	Villanova! (X/20) .....68 W
M21 57	North Carolina@ (X/4) .....63 L

# Maui Invitational, Lahaina, HI  
 + Franklin National Bank Classic, Landover, MD  
 ^ Jimmy V Classic, East Rutherford, NJ  
 = Golden Bear Classic, Berkeley, CA  
 \* Cow Palace, San Francisco, CA  
 ! NCAA East Regional, Winston-Salem, NC  
 @ NCAA East Regional, Syracuse, NY  
**Primary Starters**  
 F-Alfred Grigsby, 6-9, Sr., 7.2  
 C-Michael Stewart, 6-10, Sr., 6.3  
 G-Ed Gray, 6-3, Sr., 24.8

# Year-by-Year Results

G-Randy Duck, 6-2, Sr., 12.3  
G-Prentice McGruder, 6-3, Sr., 5.1

## 1997-98 (12-15, 8-10 Pac-10) Head Coach: Ben Braun

CAL	OPP		
N22	47	at North Carolina (X/4)	71 L
N29	61	St. Mary's*	64 L
D2	50	at San Francisco	59 L
D9	51	at Houston	54 L
D18	74	Portland State*	61 W
D22	68	Brigham Young#	64 W
D28	75	New Hampshire!	67 W
D29	66	Va. Commonwealth!	57 W
J3	59	at Oregon	66 L
J5	84	at Oregon State	70 W
J10	74	at Stanford (X/7)	84 L
J15	73	UCLA* (X/18)	74 L
J17	92	USC*	82 W
J22	84	at Washington (OT)	86 L
J24	86	at Washington State	75 W
J29	82	Arizona State*	77 W
J31	57	Arizona* (X/6)	70 L
F4	72	Stanford* (X/9)	74 L
F7	63	at Rhode Island^	72 L
F12	73	at USC	43 W
F14	84	at UCLA (X/9)	87 L
F19	69	Washington State*	60 W
F21	84	Washington*	67 W
F26	73	at Arizona (X/2)	76 L
F28	80	at Arizona State	99 L
M5	43	Oregon State*	46 L
M7	75	Oregon*	71 W

\* New Arena in Oakland  
! Golden Bear Classic, Oakland, CA  
# Pete Newell Challenge, Oakland, CA  
^ Providence, RI

### Primary Starters

F-Sean Marks, 6-11, Sr., 9.8  
F-Sean Lampley, 6-7, Fr., 8.4  
C-Francisco Elson, 7-0, Jr., 5.0  
G-Geno Carlisle, 6-3, Jr., 17.9  
G-Thomas Kilgore, 6-2, Jr., 12.9

## 1998-99 (22-11, 8-10/T5th Pac-10) Head Coach: Ben Braun

CAL	OPP		
N15	71	at Hawaii	60 W
N25	94	Eastern Washington*	63 W
N28	72	at DePaul	75 L
D3	87	Houston*	72 W
D5	71	Rhode Island*	64 W
D7	58	Coppin State*	56 W
D19	71	at Brigham Young	70 W
D21	84	Eastern Kentucky=	49 W
D22	94	SW Louisiana=	65 W
D29	78	North Carolina# (X/9)	71 W
J2	69	Oregon* (OT)	71 L
J4	54	Oregon State* (25/X)	52 W
J9	62	at Stanford (25/4)	71 L
J14	61	at UCLA (X/10)	72 L
J16	89	at USC	75 W
J21	73	Washington*	87 L
J23	75	Washington State*	68 W
J28	66	at Arizona State	69 L
J30	74	at Arizona (X/13)	91 L
F3	55	Stanford* (X/4)	57 L
F11	58	USC*	55 W
F13	85	UCLA* (X/9)	69 W
F18	73	at Washington State	79 L
F20	61	at Washington	86 L
F25	89	Arizona* (X/7)	76 W
F27	78	Arizona State*	73 W
M4	68	at Oregon State	61 W
M6	82	at Oregon	93 L
M10	79	Fresno State+	71 W
M16	58	at DePaul^	57 W
M18	71	Colorado State+	62 W
M23	85	vs. Oregon!	69 W
M25	61	vs. Clemson!	60 W

\* New Arena in Oakland  
= Golden Bear Classic, Oakland, CA  
# Pete Newell Challenge, Oakland, CA  
+ National Invitation Tournament, Oakland, CA  
^ National Invitation Tournament, Rosemont, IL  
! National Invitation Tournament, New York, NY

### Primary Starters

F-Sean Lampley, 6-7, So., 12.4  
F-Mike Gill, 6-6, Sr., 10.3  
C-Francisco Elson, 7-0, Sr., 5.7

G-Geno Carlisle, 6-3, Sr., 15.9  
G-Thomas Kilgore, 6-2, Sr., 14.2

## 1999-2000 (18-15, 7-11/7th Pac-10) Head Coach: Ben Braun

CAL	OPP		
N18	91	vs. TCU*	83 W
N20	95	vs. Houston*	70 W
N21	58	vs. Oklahoma*	75 L
N27	76	Pacific	72 W
N29	68	Hofstra	61 W
D4	62	at Colorado	80 L
D7	67	San Jose State	62 W
D18	88	UC Irvine	61 W
D21	72	vs. Gonzaga* (X/22)	64 W
D28	76	Boston Univ.#	45 W
D29	71	Pennsylvania#	74 L
J2	95	Davidson	87 W
J6	61	Arizona (X/5)	65 L
J8	108	Arizona State (20T)	111 L
J13	68	at Oregon	83 L
J15	71	at Oregon State	65 W
J22	70	Stanford (X/3)	81 L
J27	80	Washington State	46 W
J29	52	Washington	54 L
F3	66	at USC	62 W
F5	73	at UCLA	70 W
F10	70	Oregon State	68 W
F12	60	Oregon (X/24)	64 L
F19	50	at Stanford (X/2)	101 L
F24	75	at Washington	64 W
F26	78	at Washington St. (OT)	81 L
M2	62	UCLA	83 L
M4	86	USC	73 W
M9	76	at Arizona State	85 L
M11	61	at Arizona (X/9)	70 L
M15	70	Long Beach State^	66 W
M21	60	Georgetown^	49 W
M24	59	vs. Wake Forest=	76 L

\* Top of the World Classic, Fairbanks, AK  
+ Pete Newell Challenge, Oakland, CA  
# Golden Bear Classic, Berkeley, CA  
^ National Invitation Tournament, Berkeley, CA  
= National Invitation Tournament, Greensboro, NC

### Primary Starters

F-Sean Lampley, 6-7, Jr, 16.6  
F-Ryan Forehan-Kelly, 6-5, So., 3.8  
C-Solomon Hughes, 6-11, So., 5.1  
G-Shantay Legans, 5-10, Fr., 9.4  
G-Donte Smith, 6-2, Fr., 6.2

## 2000-01 (20-11, 11-7/T4th Pac-10) Head Coach: Ben Braun

CAL	OPP		
N13	83	Mississippi St.* (OT)	76 W
N15	54	at Texas*	57 L
N29	66	at Saint Louis	88 L
D2	52	at UC Irvine	56 L
D5	62	Cleveland State	54 W
D9	75	Colorado	63 W
D11	95	Albany	61 W
D21	85	vs. Georgia+	64 W
D23	75	Coppin State	59 W
D29	76	Yale#	62 W
D30	81	LaSalle#	59 W
J4	75	at Arizona (X/16)	78 L
J6	82	at Arizona State	67 W
J11	78	Oregon	62 W
J13	81	Oregon State	67 W
J17	58	at Stanford (X/1)	84 L
J20	79	South Florida	69 W
J25	75	at Washington St. (OT)	71 W
J27	79	at Washington	64 W
F1	92	UCLA	63 W
F3	66	USC (X/21)	80 L
F8	72	at Oregon State (OT)	69 W
F10	65	at Oregon	56 W
F17	56	Stanford (X/2)	88 L
F22	82	Washington	66 W
F24	84	Washington State	65 W
M1	75	at UCLA (X/12)	79 L
M3	69	at USC	74 L
M8	86	Arizona State	67 W
M10	76	Arizona (X/8)	78 L
M16	70	vs. Fresno State^	82 L

\* Preseason NIT  
+ Pete Newell Challenge, Oakland, CA  
# Golden Bear Classic, Berkeley, CA  
^ NCAA South Regional, Memphis, TN

### Primary Starters

F-Sean Lampley, 6-7, Sr., 19.5  
F-Joe Shipp, 6-5, So., 8.4  
C-Solomon Hughes, 6-11, Jr., 8.2  
G-Shantay Legans, 5-10, So., 9.5  
G-Brian Wethers, 6-5, So., 8.5

## 2001-02 (23-9, 12-6/T2nd Pac-10) Head Coach: Ben Braun

CAL	OPP		
N15	70	Princeton*	58 W
N16	56	E. Washington*	27 W
N20	67	Santa Clara	60 W
N28	71	New Mexico	62 W
D1	59	at South Florida	79 L
D6	88	Saint Louis	63 W
D11	97	Fresno State	75 W
D21	78	Mount St. Mary's	50 W
D28	69	Harvard#	54 W
D29	76	Penn State#	73 W
J4	62	at Stanford (X/12)	82 L
J6	68	Stanford (X/12)	54 W
J10	72	at Oregon	76 L
J12	61	at Oregon State	53 W
J17	62	Washington	50 W
J19	90	Washington State	57 W
J24	92	at USC (OT) (X/23)	91 W
J26	57	vs. UCLA+ (25/X)	64 L
J31	8	Arizona (X/19)	68 L
F2	67	Arizona State	59 W
F7	73	Oregon State	58 W
F9	107	Oregon (20T) (X/13)	103 W
F14	77	at Washington State	56 W
F16	60	at Washington	75 L
F21	69	UCLA (X/25)	51 W
F23	83	USC (X/20)	64 W
F28	91	at Arizona State (21/X)	80 W
M2	53	at Arizona (21/14)	99 L
M7	67	vs. UCLA+ (25/X)	61 W
M8	78	vs. Arizona+ (25/15)	90 L
M15	82	vs. Pennsylvania^	75 W
M17	50	vs. Pittsburgh^	63 L

\* BCA Classic, Berkeley, CA  
# Golden Bear Classic, Berkeley, CA  
+ Pac-10 Tournament, Los Angeles, CA  
^ NCAA South Regional, Pittsburgh, PA

### Primary Starters

F-Jamal Sampson, 6-11, Fr., 6.4  
F-Joe Shipp, 6-5, Jr., 14.8  
C-Solomon Hughes, 6-11, Sr., 7.7  
G-Shantay Legans, 5-10, Jr., 8.1  
G-Brian Wethers, 6-5, Jr., 10.3

## 2002-03 (22-9, 13-5/3rd Pac-10) Head Coach: Ben Braun

CAL	OPP		
N23	76	at New Mexico	68 W
N30	73	at Cleveland State (OT)	64 W
D3	80	Howard	70 W
D7	73	vs. Georgia* (OT)	78 L
D10	67	UC Santa Barbara	60 W
D20	84	Grambling State#	65 W
D21	77	Louisiana-Lafayette#	61 W
D28	67	vs. Kansas% (X/19)	80 L
D30	77	San Francisco (OT)	70 W
J4	72	Stanford	59 W
J9	88	Oregon (X/12)	72 W
J11	78	Oregon State	73 W
J16	73	at Washington	66 W
J18	76	at Washington State	63 W
J23	73	USC (25/X)	68 W
J25	80	UCLA (25/X)	69 W
J30	70	at Arizona State (20/X)	75 L
F1	80	at Arizona (20/1)	95 L
F6	84	at Oregon State	71 W
F8	86	at Oregon	75 W
F13	63	Washington State (22/X)	53 W
F15	58	Washington (22/X)	53 W
F20	75	at UCLA (OT) (18/X)	76 L
F22	84	at USC (18/X)	82 W
F27	75	Arizona (23/1)	88 L
M2	80	Arizona State (23/X)	72 W
M8	60	at Stanford (22/17)	72 L
M13	69	vs. Oregon State+ (24/X)	46 W
M15	62	vs. USC+ (24/X)	79 L
M20	76	vs. North Carolina State^	74 W
M22	65	vs. Oklahoma^ (X/3)	74 L

\* Pete Newell Challenge, Oakland, CA  
\* John Wooden Classic, Anaheim, CA  
# Golden Bear Classic, Berkeley, CA  
+ Pac-10 Tournament, Los Angeles, CA

^ NCAA East Regional, Oklahoma City, OK

**Primary Starters**

F-Joe Shipp, 6-5, Sr., 20.4  
 F-Amit Tamir, 6-11, So., 14.9  
 C-Gabriel Hughes, 6-11, Jr., 3.0  
 G-Richard Midgley, 6-1, Fr., 9.2  
 G-Brian Wethers, 6-5, Sr., 15.1

**2003-04**  
 (13-15, 9-9/T4th Pac-10)  
 Head Coach: Ben Braun

CAL	OPP		
N21	62	Cal Poly.....	.63 L
N26	47	BYU.....	.46 W
N29	57	at UNLV.....	.59 L
D3	65	UC Irvine.....	.57 W
D6	60	at Colorado.....	.78 L
D9	80	Wyoming.....	.55 W
D20	57	vs. St. Joseph's* (X/11).....	.59 L
D27	85	Columbia#.....	.66 W
D28	44	Air Force#.....	.49 L
J2	76	Washington.....	.62 W
J4	50	Washington State.....	.55 L
J8	75	at Arizona (X/3).....	.95 L
J10	74	at Arizona State.....	.62 W
J17	61	at Stanford (X/3).....	.68 L
J22	63	USC.....	.62 W
J24	76	UCLA.....	.62 W
J29	56	at Oregon.....	.68 L
J31	88	at Oregon State.....	.74 W
F5	87	Arizona (X/12).....	.83 W
F7	85	Arizona State.....	.83 W
F14	58	Stanford (X/2).....	.69 L
F19	49	at UCLA.....	.66 L
F21	60	at USC.....	.70 L
F26	85	Oregon (OT).....	.81 W
F28	75	Oregon State.....	.58 W
M4	58	at Washington.....	.76 L
M6	58	at Washington State.....	.70 L
M11	82	vs. Oregon^.....	.87 L

\* Pete Newell Challenge, Oakland, CA

# Office Depot Golden Bear Classic, Berkeley, CA

^ Pac-10 Tournament, Los Angeles, CA

**Primary Starters**

F-Marquise Kately, 6-5, Fr., 10.5  
 F-Leon Powe, 6-8, Fr., 15.1  
 C-Amit Tamir, 6-11, Sr., 12.6  
 G-Richard Midgley, 6-1, So., 10.6  
 G-Ayinde Ubaka, 6-2, Fr., 6.4

**2004-05**  
 (13-16, 6-12/T8th Pac-10)  
 Head Coach: Ben Braun

CAL	OPP		
N11	78	UC Riverside+.....	.61 W
N12	52	Saint Mary's+.....	.61 L
N23	82	Southern.....	.63 W
N27	67	at Brigham Young.....	.64 W
D1	72	UNLV.....	.73 L
D4	80	Fairleigh Dickinson.....	.66 W
D7	60	Colorado.....	.63 L
D11	60	at San Diego State*.....	.57 W
D22	69	Hampton#.....	.46 W
D23	61	Pepperdine#.....	.58 W
D31	67	at Washington (X/13).....	.81 L
J2	59	at Washington State.....	.47 W
J6	67	Arizona (X/13).....	.87 L
J8	70	Arizona State.....	.79 L
J15	58	Stanford.....	.74 L
J20	66	at USC.....	.83 L
J22	64	at UCLA.....	.51 W
J27	65	Oregon.....	.62 W
J29	91	Oregon State.....	.66 W
F3	76	at Arizona (X/14).....	.97 L
F5	84	at Arizona State.....	.82 W
F12	56	at Stanford.....	.71 L
F17	62	UCLA.....	.77 L
F19	70	USC.....	.89 L
F24	58	at Oregon.....	.63 L
F26	63	at Oregon State.....	.82 L
M3	73	Washington.....	.106 L
M5	63	Washington St. (OT).....	.57 W
M10	63	vs. Arizona^ (X/8).....	.88 L

+ Coaches vs. Cancer Classic, Berkeley, CA

\* San Diego Slam, San Diego, CA

# Office Depot Golden Bear Classic, Berkeley, CA

^ Pac-10 Tournament, Los Angeles, CA

**Primary Starters**

F-David Paris, 6-8, Jr., 7.2  
 F-Dominic McGuire, 6-8, So., 7.2  
 C-Rod Benson, 6-10, Jr., 13.3  
 G-Richard Midgley, 6-2, Jr., 12.9

G-Martin Smith, 5-11, Jr., 5.6

**2005-06**  
 (20-11, 12-6/3rd Pac-10)  
 Head Coach: Ben Braun

CAL	OPP		
N18	65	at Eastern Michigan.....	.67 L
N21	88	Long Beach State.....	.69 W
N25	83	Northern Colorado#.....	.59 W
N26	83	Northeastern#.....	.76 W
N30	70	San Jose State.....	.52 W
D3	89	Akron.....	.75 W
D6	82	San Diego State.....	.64 W
D10	56	vs. Kansas*.....	.69 L
D21	65	vs. DePaul+.....	.68 L
D29	62	at USC.....	.58 W
D31	68	at UCLA (X/11).....	.61 W
J5	77	Oregon.....	.66 W
J7	64	Oregon State.....	.72 L
J13	61	at Stanford.....	.75 L
J19	88	at Arizona State.....	.58 W
J21	55	at Arizona.....	.60 L
J26	71	Washington (X/10).....	.69 W
J28	55	at Washington State.....	.53 W
F2	69	at Oregon State.....	.52 W
F4	62	at Oregon.....	.60 W
F9	65	Stanford.....	.62 W
F16	75	Arizona.....	.66 W
F18	64	Arizona State (2OT).....	.65 L
F23	43	at Washington State.....	.41 W
F26	62	at Washington (X/17).....	.73 L
M2	58	UCLA (X/15) (OT).....	.67 L
M4	73	USC.....	.60 W
M9	82	vs. USC^.....	.67 W
M10	91	vs. Oregon^ (2OT).....	.87 W
M11	52	vs. UCLA^ (X/13).....	.71 L
M17	52	vs. No. Carolina St! (X/8).....	.58 L

# Golden Bear Classic, Berkeley, CA

\* Kansas City, MO

+ Pete Newell Challenge, Oakland, CA

^ Pac-10 Tournament, Los Angeles, CA

! NCAA Atlanta Regional, Dallas, TX

**Primary Starters**

F-Leon Powe, 6-8, So., 20.5  
 C-DeVon Hardin, 6-11, So., 7.3  
 G-Richard Midgley, 6-3, Sr., 8.6  
 G-Ayinde Ubaka, 6-4, Jr., 14.5  
 G-Omar Wilkes, 6-4, So., 7.6

**2006-07**  
 (16-17, 6-12/8th)  
 Head Coach: Ben Braun

CAL	OPP		
N2	83	Sonoma State.....	.51 W
N15	60	Utah Valley State.....	.47 W
N18	79	at San Diego State.....	.86 L
N20	73	Santa Clara.....	.48 W
N23	72	vs. Marshall^.....	.70 W
N24	72	vs. Hawaii^.....	.56 W
N25	78	vs. Loyola Marymount^.....	.70 W
N29	78	Kansas State.....	.48 W
D3	71	vs. Nevada% (X/20).....	.77 L
D8	75	Chicago State*.....	.51 W
D9	67	San Diego*.....	.72 L
D19	84	Furman.....	.50 W
D23	62	at DePaul.....	.90 L
D28	85	at Arizona (X/7).....	.94 L
D30	66	at Arizona State (OT).....	.62 W
J1	67	at Stanford.....	.63 W
J11	56	Washington St. (X/22).....	.73 L
J13	77	Washington (OT).....	.69 W
J18	77	at Oregon State.....	.74 W
J20	84	at Oregon (X/9).....	.92 L
J25	46	UCLA (X/3).....	.62 L
J27	73	USC (X/25).....	.75 L
F3	71	Stanford (X/23).....	.90 L
F8	71	at Washington.....	.79 L
F10	46	at Washington St. (X/14).....	.59 L
F15	63	Oregon (X/15).....	.61 W
F17	84	Oregon State (OT).....	.80 W
F22	75	at UCLA (X/4).....	.85 L
F24	66	at USC.....	.84 L
M1	65	Arizona.....	.70 L
M3	41	Arizona State.....	.42 L
M7	70	vs. Oregon State #.....	.51 W
M8	76	vs. UCLA # (X/4) (OT).....	.69 W
M9	63	vs. Oregon # (X/16).....	.81 L

\* Golden Bear Classic, Berkeley, CA

^ Great Alaska Shootout, Anchorage, AK

% Pete Newell Challenge, San Jose, CA

# Pac-10 Tournament, Los Angeles, CA

**Primary Starters**

F-Ryan Anderson, 6-10, Fr., 16.3  
 F-Theo Robertson, 6-6, So., 8.8  
 G-Ayinde Ubaka, 6-4, Sr., 13.7  
 G-Omar Wilkes, 6-4, Jr., 9.9  
 G-Patrick Christopher, 6-5, Fr., 6.5

**2007-08**  
 (17-16, 6-12/9th)  
 Head Coach: Ben Braun

CAL	OPP		
N14	69	Southern Miss.....	.69 W
N19	74	Nicholls State.....	.62 W
N24	77	San Diego State.....	.69 W
N28	74	at Nevada.....	.68 W
D1	86	Missouri^.....	.72 W
D5	117	Jackson State.....	.74 W
D9	75	at Kansas State.....	.82 L
D20	74	Delaware State.....	.57 W
D22	65	Utah.....	.67 L
D28	102	Long Beach State*.....	.65 W
D29	86	North Dakota State*.....	.72 W
J3	92	USC (X/22).....	.82 W
J5	58	UCLA (X/5).....	.70 L
J10	70	at Oregon.....	.79 L
J12	69	at Oregon State.....	.59 W
J17	90	Arizona St. (X/22) (2OT).....	.99 L
J19	75	Arizona.....	.79 L
J26	77	Stanford (X/20).....	.82 L
J31	69	at Washington St. (X/9).....	.64 W
F2	79	at Washington.....	.75 W
F7	81	Oregon State.....	.76 W
F9	70	Oregon.....	.92 L
F14	73	at Arizona.....	.83 L
F16	76	at Arizona State.....	.73 W
F24	69	at Stanford (X/9).....	.79 L
F28	49	Washington St. (X/22).....	.70 L
M1	84	Washington.....	.87 L
M6	89	at USC (OT).....	.93 L
M8	80	at UCLA (X/3).....	.81 L
M12	84	vs. Washington#.....	.81 W
M13	66	vs. UCLA# (X/3).....	.88 L
M19	68	New Mexico+.....	.66 W
M/24	56	at Ohio State+.....	.73 L

^ Big 12/Pac-10 Challenge, Berkeley, CA

\* Golden Bear Classic, Berkeley, CA

# Pac-10 Tournament, Los Angeles, CA

+ MasterCard NIT

**Primary Starters**

F-Ryan Anderson, 6-10, So., 21.1  
 F-Eric Viemeisel, 6-7, Sr., 5.1  
 C-DeVon Hardin, 6-11, Sr., 9.3  
 G-Patrick Christopher, 6-5, So., 15.2  
 G-Jerome Randle, 5-10, So., 11.8



**MIKE MONTGOMERY**

2009-PRESENT  
 109-59 (.649)

**2008-09**  
 (22-11, 11-7/T3rd)  
 Head Coach: Mike Montgomery

CAL	OPP		
N15	68	Pacific.....	.56 W
N18	87	San Francisco.....	.74 W
N20	85	Texas-Pan American.....	.58 W
N24	82	North Carolina A&T.....	.47 W
N28	73	at UNLV^.....	.55 W
N29	77	vs. Florida State^.....	.80 L
D3	77	DePaul.....	.67 W
D7	66	at Missouri*.....	.93 L
D10	72	at Utah.....	.69 W
D20	75	Nevada.....	.66 W
D22	83	Colgate.....	.48 W

# Year-by-Year Results

D27	98	Dartmouth#	62	W
D28	81	Portland#	61	W
J2	69	Arizona	55	W
J4	81	Arizona St. (X/14)	71	W
J8	57	at Washington St.	50	W
J10	88	at Washington (30T)	85	W
J17	69	at Stanford	75	L
J22	65	Oregon State	69	L
J24	76	Oregon	69	W
J29	66	at UCLA (X/19)	81	L
J31	62	at USC	73	L
F5	86	Washington (X/25)	71	W
F7	71	Washington St.	63	W
F14	82	Stanford	75	W
F19	78	at Oregon	60	W
F21	54	at Oregon State	65	L
F26	81	USC (OT)	78	W
F28	68	UCLA (X/19)	72	L
M5	83	at Arizona	77	W
M7	66	at Arizona St. (X/21)	83	L
M12	75	vs. USC+	79	L
M19	71	vs. Maryland@	84	L

^ Global Sports Classic, Las Vegas, NV  
 \* Big 12/Pac-10 Hardwood Series, Columbia, MO  
 # Golden Bear Classic, Berkeley, CA  
 + Pac-10 Tournament, Los Angeles, CA  
 @ NCAA Tournament, Kansas City, MO

### Primary Starters

G-Jerome Randle, 5-10, Jr., 18.3  
 G-Patrick Christopher, 6-5, Jr., 14.5  
 F-Theo Robertson, 6-6, Jr., 13.1  
 F-Jamal Boykin, 6-8, Jr., 9.6  
 C-Jordan Wilkes, 7-0, Jr., 4.7

## 2009-10

(24-11, 13-5/1st)

Head Coach: Mike Montgomery

CAL	OPP			
N9	75	Murray State= (13,X)	70	W
N11	95	Detroit= (13, X)	61	W
N19	73	vs. Syracuse*	95	L
N20	70	vs. Ohio State* (13, 15)	76	L
N24	79	Jacksonville	47	W
N29	81	Princeton	60	W
D2	78	at New Mexico	86	L
D5	82	Iowa State&	63	W
D9	79	at Pacific	54	W
D22	69	at Kansas (X, 1)	84	L
D28	85	Utah Valley^	51	W
D29	87	UC Santa Barbara^	66	W
J2	92	Stanford	66	W
J6	75	UCLA	76	L
J9	67	USC	59	W
J14	93	at Washington State	88	W
J16	69	at Washington	84	L
J21	89	Oregon	57	W
J23	65	Oregon State	61	W
J28	78	at Arizona State	70	W
J31	72	at Arizona	76	L
F4	63	at USC	66	L
F6	72	at UCLA	58	W
F11	93	Washington	81	W
F13	86	Washington St.	70	W
F18	64	at Oregon St.	80	L
F20	64	at Oregon	49	W
F25	95	Arizona	71	W
F27	62	Arizona State	46	W
M6	71	at Stanford	61	W
M11	90	vs Oregon#	74	W
M12	85	vs UCLA#	72	W
M13	75	vs Washington#	79	L
M19	77	vs Louisville@	62	W
M21	53	vs Duke@	68	L

= 2K Sports Classic benefiting Coaches vs. Cancer, Berkeley CA  
 \* 2K Sports Classic benefiting Coaches vs. Cancer, New York, NY  
 & Big 12/Pac-10 Hardwood Series, Berkeley, CA  
 ^ Colliers International Golden Bear Classic, Berkeley, CA  
 # at Pac-10 Tournament, Los Angeles, CA (Staples Center)  
 @ NCAA Tournament, Jacksonville, FL

### Primary Starters

G-Jerome Randle, 5-10, Sr., 18.6  
 G-Patrick Christopher, 6-5, Sr., 15.6  
 F-Jorge Gutierrez, 6-3, So., 5.5  
 F-Theo Robertson, 6-6, Sr., 14.2  
 F-Jamal Boykin, 6-8, Sr., 11.9

## 2010-11

(18-15, 10-8/T4th)

Head Coach: Mike Montgomery

CAL	OPP			
N16	80	Cal State Northridge	63	W
N20	89	New Mexico	64	W
N25	57	vs. Temple= (X, 20)	50	W
N26	44	vs. Notre Dame=	57	L
N28	46	vs. Boston College=	68	L
D1	74	UC Davis	62	W
D4	76	at Iowa State&	73	W
D8	57	San Diego State	77	L
D12	78	Southern Miss.	80	L
D18	51	Cal Poly	41	W
D22	63	Kansas* (X,3)	78	L
D28	74	Hartford	56	W
J2	68	at Stanford	82	L
J6	71	at Arizona	73	L
J8	65	at Arizona State	61	W
J13	88	Washington State	81	W
J16	71	Washington (X,17)	92	L
J20	84	at UCLA	86	L
J22	68	at USC	66	W
J27	85	Oregon State	57	W
J29	85	Oregon	77	W
F3	66	Arizona State	62	W
F5	105	Arizona	107	L
F10	77	at Washington	109	L
F12	71	at Washington St.	75	L
F17	75	USC	78	L
F20	76	UCLA	72	W
F24	81	at Oregon	71	W
F26	87	at Oregon State	76	W
M5	74	Stanford	55	W
M10	56	vs USC#	70	L
M16	77	Ole Miss@	74	W
M18	89	at Colorado@	72	L

= Old Spice Classic, Orlando, FL  
 \* Pete Newell Classic, Berkeley, CA  
 & Big 12/Pac-10 Hardwood Series, Ames, IA  
 # at Pac-10 Tournament, Los Angeles, CA (Staples Center)  
 @ NIT Tournament

### Primary Starters

G-Jorge Gutierrez, 6-3, Jr., 14.6  
 G-Brandon Smith, 5-11, So., 6.4  
 G-Allen Crabbe, 6-6, Fr., 13.4  
 F-Harper Kamp, 6-8, Jr., 14.2  
 F-Markhuri Sanders-Frison, 6-7, Sr., 10.9

## 2011-12

(24-10, 13-5/T2nd)

Head Coach: Mike Montgomery

CAL	OPP			
N11	77	UC Irvine	56	W
N13	81	George Washington	54	W
N15	72	Austin Peay	55	W
N21	70	Georgia^	46	W
N22	53	Missouri^	92	L
N26	80	Denver	59	W
N28	73	McNeese State	57	W
D4	63	at San Diego State	64	L
D7	81	San Jose State	36	W
D11	73	Jackson State	46	W
D16	77	Weber State	57	W
D19	70	UC Santa Barbara*	50	W
D23	68	at UNLV	85	L
D29	53	USC	49	W
D31	85	UCLA	69	W
J5	85	at Oregon State	92	L
J8	77	at Oregon	60	W
J12	57	Colorado	50	W
J14	81	Utah	45	W
J19	69	at Washington	66	W
J21	75	at Washington State	77	L
J29	69	Stanford	59	W
F2	74	Arizona	78	L
F4	68	Arizona State	47	W
F9	75	at USC	49	W
F11	73	at UCLA	63	W
F16	86	Oregon	83	W
F18	77	Oregon State	63	W
F23	60	at Utah	46	W
F26	57	at Colorado	70	L
M4	70	at Stanford	75	L
M8	77	vs. Stanford#	71	W
M9	59	vs. Colorado#	70	L
M14	54	vs. South Florida@	65	L

^ Progressive College Basketball Experience Classic in Kansas City, Mo.  
 \* Pete Newell Classic, Berkeley, Calif.  
 # Pac-12 Tournament, Los Angeles, Calif. (Staples Center)  
 @ NCAA Tournament

### Primary Starters

G-Jorge Gutierrez, 6-3, Sr., 13.0  
 G-Justin Cobbs, 6-2, So., 12.6  
 G-Allen Crabbe, 6-6, So., 15.2  
 F-Harper Kamp, 6-8, Sr., 11.6  
 F-David Kravish, 6-9, Fr., 6.9

## 2012-13

(21-12, 12-6/T-2nd)

Head Coach: Mike Montgomery

CAL	OPP			
N11	78	CSU Bakersfield	65	W
N13	79	Pepperdine	62	W
N16	72	at Denver	61	W
N22	73	vs. Drake^	70	W
N23	68	vs. Georgia Tech^	57	W
N25	78	vs. Pacific^	58	W
D2	56	at Wisconsin	81	L
D9	75	18/21 UNLV	76	L
D15	64	13/16 Creighton	74	L
D18	68	UC Santa Barbara	59	W
D22	85	Prairie View A&M	53	W
D29	62	Harvard	67	L
J3	65	at UCLA	79	L
J5	72	at USC	64	W
J9	47	Washington	62	L
J12	67	Washington State	54	W
J19	59	at Stanford	69	L
J24	62	at Utah	57	W
J27	71	at Colorado	81	L
J31	71	Oregon State	68	W
F2	58	10/12 Oregon	54	W
F7	62	at Arizona State	66	L
F10	77	at 7/7 Arizona	69	W
F14	76	UCLA*	63	W
F17	76	USC	68	W
F21	48	at 23/23 Oregon	46	W
F23	60	at Oregon State	59	W
F28	64	Utah	46	W
M2	62	Colorado	46	W
M6	70	Stanford	83	L
M14	69	vs. Utah#	79	L (OT)
M21	64	vs. UNLV@	61	W
M23	60	vs. 16/18 Syracuse@	66	L

^ DirecTV Classic, Anaheim, Calif.  
 \* Pete Newell Classic, Berkeley, Calif.  
 # Pac-12 Tournament, Las Vegas, Nev. (MGM Grand Garden Arena)  
 @ NCAA Tournament, San Jose, Calif.

### Primary Starters

G-Tyrone Wallace, 6-4, Fr., 7.2  
 G-Justin Cobbs, 6-3, Jr., 15.1  
 G-Allen Crabbe, 6-6, Jr., 18.4  
 F-Richard Solomon, 6-10, Jr., 8.9  
 F-David Kravish, 6-9, So., 7.9





# CALIFORNIA

**MEDIA INFORMATION**



On the same site where beloved Harmon Gym stood for more than 60 years, the Water A. Haas Jr. Pavilion has risen as a modern sports facility that retains the old building's famous spirit.

The building is named for Haas '37, who, with his wife, Evelyn, provided the lead gift for the renovation. A member of the tennis team while an undergraduate at Cal, he went on to a long career with Levi Strauss & Co., serving as both chief executive officer and chairman of the board during his tenure with the company.

The playing surface in the arena is named for Pete Newell, the Hall of Fame coach who directed Cal to the 1959 NCAA championship and later coached the U.S. team to a gold medal at the 1960 Olympics.

Since Haas Pavilion opened in November 1999, the Bears have won more than 70 percent of their games, posting a 165-53 record on Pete Newell Court. Cal has put together three of the eight longest home winning streaks in school history in Haas, including a 17-game string from Feb. 2, 2002, until Feb. 15, 2003. The Bears were also a combined 30-2 in Berkeley during the 2001-02 and 2002-03 campaigns.

In Mike Montgomery's first four seasons as head coach, Cal has achieved a record of 60-10 on the home court.

## YEAR-BY-YEAR IN HAAS PAVILION

Year	Record	Average
1999-00	11-7	10,707
2000-01	14-3	10,273
2001-02	17-1	10,094
2002-03	13-1	10,473
2003-04	11-4	10,839
2004-05	8-9	8,735
2005-06	12-3	9,324
2006-07	8-7	8,443
2007-08	11-8	7,915
2008-09	16-2	8,624
2009-10	15-1	9,423
2010-11	12-6	7,893
2011-12	17-1	8,532
2012-13	11-5	8,297

Much of the credit for Cal's success can be attributed to the Haas crowds, which have ranked second in the Pac-12 six times since the building opened. The Bears have averaged more than 10,000 fans per game on five occasions and in 2003-04, set a school record with an average of 10,839 in 15 home games.

Inside Haas Pavilion, Cal basketball players have access to some of the finest facilities in the nation. In addition to the 11,877-seat arena, the Bears have a spacious, wood-paneled locker room, a team meeting room that can be used for film study, a player lounge, and a dedicated computer resource area. Other features in the building include state-of-the-art athletic training and weight rooms, a student-athlete computer lab and a Club Room used for receptions, banquets and press conferences.



## WALTER A. HAAS JR. 1916-1995



A self-described "loving, loyal and grateful Cal alumnus," Walter A. Haas Jr. and his wife, Evelyn, committed the lead gift of \$11 million for the pavilion that now bears his name.

A 1937 Cal graduate who lettered in tennis as a senior, Haas joined Levi Strauss & Co. in 1939. He and his brother, Peter E. Haas '40, went on to lead the San Francisco-based company – the fourth generation of their family to do so – from a regional work pants manufacturer into the largest clothing maker in the world. Haas served in various capacities, including president, chief executive officer and chairman of the board.

Haas and his wife created the Evelyn and Walter Haas Jr. Fund in 1953, which he chaired until his death in 1995. Since its founding, the fund, which aspires to serve as a voice of hope and a positive, unifying force for social change, has made grants in excess of \$300 million.



## MOST POINTS

Team: 127 vs. Oklahoma City (67), Jan. 3, 1971  
 Opponent: 113, UCLA vs. Cal (93), Feb. 27, 1976  
 Both Teams: 219, Arizona State (111) vs. Cal (108),  
 Jan. 8, 2000 (2OT)  
 Cal Individual: 41, Ray Murry vs. Stanford, March 5, 1977  
 Opp. Individual: 61, Eddie House, Arizona State, Jan. 8, 2000  
 (2OT)

## MOST FIELD GOALS MADE

Team: 49 vs. UC San Diego, Dec. 15, 1979  
 Opponent: 46, UCLA, Feb. 27, 1976  
 Cal Individual: 17, Dick Tamberg vs. Stanford, Feb. 26, 1954  
 17, Mark McNamara vs. Seattle Pacific,  
 Dec. 22, 1980  
 Opp. Individual: 19, John Williamson, New Mexico State,  
 Jan. 17, 1972  
 19, Lew Alcindor, UCLA, Jan. 12, 1968

## MOST FIELD GOALS ATTEMPTED

Team: 94 vs. Colorado, Nov. 30, 1974  
 Opponent: 95, UCLA, Jan. 16, 1971  
 Cal Individual: 31, Bob McKeen vs. UCLA, Feb. 19, 1955  
 Opp. Individual: 36, John Williamson, New Mexico State,  
 Jan. 17, 1972

## HIGHEST FIELD GOAL PERCENTAGE

Team: 68.5 vs. Nebraska, Dec. 10, 1965 (37-54)  
 68.5 vs. Central Connecticut, Dec. 30, 1988  
 (37-54)  
 68.5 vs. Arizona State, Jan. 5, 1989 (37-54)  
 Opponent: 68.9, Loyola, Dec. 15, 1973  
 Cal Individual: 100.0, Brian Hendrick vs. San Francisco,  
 Dec. 2, 1990 (10-10)  
 Opp. Individual: 100.0, Marques Johnson, UCLA,  
 Feb. 27, 1976 (11-11)

## MOST 3-POINT FIELD GOALS MADE

Team: 14 vs. Fresno State, Dec. 11, 2001  
 Opponent: 18, Oregon, Feb. 9, 2008  
 Cal Individual: 9, Joe Shipp vs. Fresno State, Dec. 11, 2001  
 Opp. Individual: 7, 5 times, last by Thomas Kelati,  
 Washington State, March 5, 2005

## MOST 3-POINT FIELD GOALS ATTEMPTED

Team: 32 vs. Santa Clara, Nov. 20, 2001  
 Opponent: 35, USC, March 4, 2006  
 Cal Individual: 12, Joe Shipp vs. Fresno State, Dec. 11, 2001  
 12, Richard Midgley vs. Oregon State,  
 Jan. 7, 2006  
 12, Jerome Randle vs. Washington State,  
 Jan. 14, 2010  
 Opp. Individual: 14, 3 times, last by Chris Warren, Ole Miss,  
 March 16, 2011

## HIGHEST 3-POINT FIELD GOAL PCT.

Team: 83.3 vs. Oregon, Jan. 5, 1990 (10-12)  
 Opponent: 81.8, U.S. International, Dec. 16, 1987 (9-11)  
 Cal Individual: 100.0, Amit Tamir vs. Arizona State,  
 March 2, 2003 (5-5)  
 100.0, Eric Vierneisel vs. Washington,  
 March 1, 2008 (5-5)  
 Opp. Individual: 100.0 (5-5), 2 times, last by Manny Quezada,  
 San Francisco, November 18, 2008

## MOST FREE THROWS MADE

Team: 39 vs. Stanford, Jan. 19, 1985  
 Opponent: 36, Oregon, Feb. 10, 1977 (5OT)  
 Cal Individual: 20, Dave Butler vs. Arizona State, Feb. 26, 1987  
 Opp. Individual: 17, Kiwane Garris, Illinois, Dec. 3, 1996 (2OT)

## MOST FREE THROWS ATTEMPTED

Team: 55 vs. Oregon, Feb. 10, 1977 (5OT)  
 Opponent: 49, Oregon, Feb. 10, 1977 (5OT)  
 Cal Individual: 24, Dave Butler vs. Arizona State,  
 Feb. 26, 1987  
 Opp. Individual: 17, Kiwane Garris, Illinois, Dec. 3, 1996 (2OT)

## HIGHEST FREE THROW PERCENTAGE

Team: 95.5 vs. Washington, Jan. 11, 1969 (21-22)  
 Opponent: 100.0, Howard, Dec. 28, 1996 (20-20)  
 Cal Individual: 100.0, Ray Murry vs. LSU, Dec. 22, 1976  
 (14-14)  
 Opp. Individual: 100.0, Kiwane Garris, Illinois, Dec. 3, 1996  
 (17-17)  
 100.0, Doug McDermott, Creighton, Dec. 15, 2013  
 (10-10)

## MOST REBOUNDS

Team: 86 vs. Oklahoma City, Jan. 3, 1972  
 Opponent: 66, UCLA, March 1, 1969  
 Cal Individual: 27, Bob Presley vs. St. Mary's, Dec. 6, 1967  
 Opp. Individual: 21, Ed. Schweitzer, Stanford, March 5, 1976

## MOST PERSONAL FOULS

Team: 36 vs. Oregon, Feb. 10, 1977 (5OT)  
 Opponent: 42, Oregon, Feb. 10, 1977 (5OT)

## MOST ASSISTS

Team: 32, 3 times, last vs. U.S. International,  
 Dec. 19, 1990  
 Opponent: 34, UCLA, Dec. 28, 1978  
 Cal Individual: 14, Jason Kidd vs. Richmond, Dec. 23, 1993  
 Opp. Individual: 17, Russell Brown, Arizona, Feb. 2, 1979

## MOST STEALS

Team: 20 vs. Morgan State, Nov. 25, 1991  
 Opponent: 17, Howard, Dec. 3, 2002  
 17, San Francisco, Dec. 3, 1991  
 Cal Individual: 8, Jason Kidd vs. Washington, Jan. 28, 1993  
 Opp. Individual: 7, Seye Aluko, Howard, Dec. 3, 2002

## MOST BLOCKED SHOTS

Team: 11, 3 times, vs. Washington State, Jan. 12, 2013  
 vs. Harvard, Dec. 29, 2013,  
 vs. Cal State Northridge, Feb. 10, 1993  
 Opponent: 12, Washington, Feb. 22, 1996  
 12, Northeastern vs. Cal State Northridge,  
 Nov. 25, 2005  
 12, Washington State, Feb. 13, 2010,  
 Cal Individual: 7, 3 times, last by Michael Stewart vs. Stanford,  
 Jan. 19, 1995  
 Opp. Individual: 10, Shawn James, Northeastern vs. Cal State  
 Northridge, Nov. 25, 2005

## MOST MINUTES

Game: 65, California (107) vs. Oregon (102),  
 Feb. 10, 1977 (5OT)  
 Cal Individual: 63.5, Gene Ransom vs. Oregon, Feb. 10, 1977  
 Opp. Individual: 63, Greg Ballard, Oregon, Feb. 10, 1977

## Media Information

The 2013-14 California Golden Bears Information Guide is designed to assist the media with their coverage of Cal men's basketball this season. Additional information, including media releases and photographs, may be obtained by contacting the Athletic Communications Office at (510) 642-5363 or at the Athletic Department's official website at CalBears.com. Please review the following policies and services that are intended to help you with your coverage of Cal basketball.

### MEDIA CREDENTIALS

Direct all requests for media, photo and parking credentials for California home games to Doug Drabik, Assistant Athletic Communications Director, University of California Athletics, 349 Haas Pavilion, Berkeley, CA 94720 (E-mail: ddrabik@berkeley.edu). Requests should be made in writing at least two days prior to the game. Requests for media covering a visiting team should be made through the opposing school's athletic media relations director. Credentials will be held at the media will call table the day of the game unless other arrangements are made. Professional teams wanting to scout games in Haas Pavilion may purchase tickets through the Athletic Communications office.

### MEDIA WILL CALL

The media will call table is located on the east side of Haas Pavilion, just left of the main entrance at Entry 1. It opens 90 minutes before tipoff and remains open through halftime. Identification is required to pick up credentials or tickets.

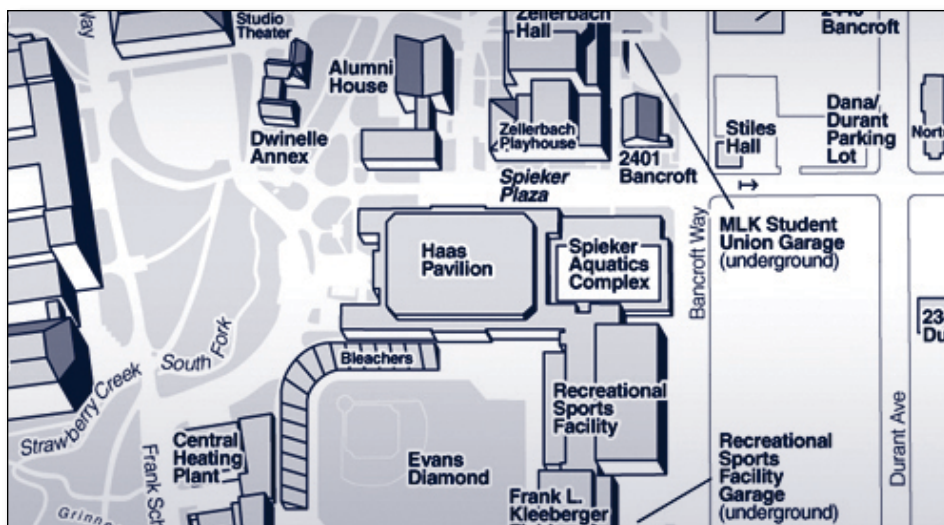
### MEDIA PARKING

A limited number of media parking passes for lots near Haas Pavilion are available in advance from the Athletic Communications office. Requests should be made as far in advance as possible, and passes can be left at the media parking lot entrances.

### DIRECTIONS TO HAAS PAVILION

Haas Pavilion is located on the Cal campus near the corner of Bancroft Way and Dana Street.

From San Francisco (first cross Bay Bridge), Interstate 80 and Interstate 880: take Highway 24 East. Exit at Claremont Avenue and turn left. Take another left at College Avenue and proceed north until it ends at Bancroft Way. Turn left on Bancroft, and Haas Pavilion is three blocks down on the right.



From Contra Costa County: take Highway 24 West toward San Francisco. Take the Berkeley exit (second exit after Caldecott Tunnel). The ramp merges with Ashby Avenue, then follow Ashby to College Avenue. Turn right on College, then left on Bancroft Way. Haas Pavilion is three blocks down on the right.

### GAME DAY SERVICES

The Cal Athletic Communications office furnishes rosters, pregame notes and information guides prior to each game in the media work room. Play-by-play accounts, halftime and final statistics, shot charts and postgame coaches' quotes are provided, as well. Wireless internet access is available both on press row and in the media work room. Telephones may be ordered by calling the Athletic Communications office at (510) 642-5363.

After a customary 10-minute cooling off period, Cal head coach Mike Montgomery and requested Cal student-athletes, will address the media. The Cal locker room is closed following games. Postgame interviews for the visiting team will take place outside of their locker room.

The primary media work room is located in room 180 Haas Pavilion.

### ATHLETIC COMMUNICATIONS OFFICE

The Cal Athletic Communications office is located on the third floor of Haas Pavilion in room 349, on the west side of the building. Access is available by the elevator in the northwest corner of the arena.

### PLAYER/COACH INTERVIEWS

Players and coaches are generally available for interviews daily, except for game days and Sundays. Please request all interviews with a minimum of 24 hours notice through the Athletic Communications office at (510) 642-3611. Phone interviews with Cal student-athletes will be conducted on a call-back basis only, usually immediately before or after practice sessions.

### VISITING RADIO PHONE LINES

One ISDN and three dial lines are provided for visiting radio use, and all calls must be collect or credit card. Contact Doug Drabik in the Cal Athletic Communications office for more information.

### WEEKLY NEWS CONFERENCES

The Cal Athletic Communications Office hosts weekly news conference during the season at Haas Pavilion. They are held on Mondays or Tuesdays, depending on the team's practice and competition schedule. Please contact Doug Drabik in the Cal Athletic Communications office in advance for exact times.

### CALBEARS.COM

Information on the Cal men's basketball team is available on CalBears.com. News releases, statistics, game stories and audio/video links are updated daily. The website also provides live in-game statistics for all home games and many road games. The information guide is posted, including player profiles, school records and team history.

**USEFUL PHONE NUMBERS**

**CAL ATHLETIC COMMUNICATIONS OFFICE**

Men's Basketball Contact ..... Doug Drabik  
 Office .....(510) 642-3611  
 Email..... ddrabik@berkeley.edu  
 Cell ..... (510) 517-9059

**LOCAL HOTELS**

Hilton Garden Inn San Francisco/  
 Oakland Bay Bridge (1800 Powell St.) ..... (510) 658-9300  
*(Ask for special Golden Bear rate)*  
 Berkeley Marina Doubletree (200 Marina Blvd.).... (510) 548-7920  
 Hotel Durant (2600 Durant Ave.) ..... (510) 845-8981  
 Lafayette Park Hotel (3287 Mt. Diablo Blvd.) ..... (925) 283-3700  
 Claremont Resort (41 Tunnel Rd.)..... (510) 843-3000  
 Oakland Marriott (1001 Broadway)..... (510) 451-4000  
 Courtyard Emeryville (5555 Shellmound St.) ..... (510) 652-8777  
 Sheraton Four Points (1603 Powell St.) ..... (510) 547-7888  
 Hilton-Concord (1970 Diamond Blvd.)..... (925) 827-2000  
 Walnut Creek Marriott (2355 N. Main St.) ..... (925) 934-2000  
 Hilton-Oakland Airport (1 Hegenberger Rd.) ..... (510) 635-5000  
 Woodfin Suites Hotel (5800 Shellmound)..... (510) 601-5880

**RESTAURANTS**

Pappy's Grill & Sports Bar (2367 Telegraph Ave.) . (510) 405-1000  
 Paragon in the Claremont (41 Tunnel Rd.)..... (510) 549-8585  
 Café Venezia (1799 University Ave.) ..... (510) 849-4681  
 Pyramid Alehouse (901 Gilman St.) ..... (510) 527-9090  
 Bristol Farms (845 Market St., San Francisco)..... (415) 979-0106  
 Henry's in the Hotel Durant (2600 Durant Ave.) .... (510) 845-8981  
 MoMo's (760 Second St., San Francisco) ..... (415) 227-8660  
 Chipotle Mexican Grill (2311 Telegraph Ave.)..... (510) 548-0340  
 Gordon Biersch (2 Harrison St., San Francisco) ... (415) 243-8246

**CAL ATHLETIC COMMUNICATIONS STAFF**



**SCOTT BALL**  
*Assistant Athletic  
 Communications  
 Director*



**HERB BENENSON**  
*Assistant AD/  
 Athletic  
 Communications*



**DEAN CAPARAZ**  
*Assistant Athletic  
 Communications  
 Director*



**DOUG DRABIK**  
*Assistant Athletic  
 Communications  
 Director*



**MIQUEL JACOBS**  
*Assistant Athletic  
 Communications  
 Director*



**ANTON MALKO**  
*Assistant Athletic  
 Communications  
 Director*



**KYLE McRAE**  
*Associate Athletic  
 Communications  
 Director*



**TIM MIGUEL**  
*Assistant Athletic  
 Communications  
 Director*



**JONATHAN OKANES**  
*Assistant Athletic  
 Communications  
 Director*



**MARA RUDOLPH**  
*Assistant Athletic  
 Communications  
 Director*

## PRINT

### ASSOCIATED PRESS

Web: ap.org  
 Phone: (415) 495-1708  
 Beat: Josh Dubow  
 Phone: (510) 703-0241  
 Email: jdubow@ap.org  
 Beat: Antonio Gonzalez  
 Phone: (415) 265-4071  
 Email: argonzalez@ap.org  
 Beat: Mike Wagaman  
 Phone: (415) 265-4071  
 Email: mwagaman@ap.org

### BAY AREA NEWS GROUP

**Contra Costa Times/Oakland Tribune**  
 Web: insidebayarea.com  
 Blog: ibabuzz.com/beartalk  
 Exec. Sports Editor: Bud Geracie  
 Phone: (408) 920-5830  
 Email: bgeracie@mercurynews.com  
 College Sports Editor: Mike Wood  
 Phone: (925) 977-8493  
 Email: mwood@bayareanewsgroup.com  
 Beat/Bear Talk Blog: Jeff Farauo  
 Phone: (925) 234-1707  
 Email: jfarauo@bayareanewsgroup.com  
 College Sports Hotline: Jon Wilner  
 Phone: (408) 674-4722  
 Email: jwilner@mercurynews.com

### BEAR INSIDER

Web: bearinsider.com  
 Publisher: Chris Avery  
 Phone: (510) 339-7399  
 Email: cavery@bearinsider.com  
 Writer: Michael Duca  
 Phone: (510) 384-2758  
 Email: mduca@bearinsider.com  
 Writer: Jim McGill  
 Phone: (925) 297-7132  
 Email: jmcgill@bearinsider.com  
 Writer: Ted Lee  
 Phone: (925) 917-1524  
 Email: tlee@bearinsider.com

### BEAR TERRITORY

Affiliated with Scout.com/FoxSports NEXT  
 Web: bearterritory.net  
 Publisher: Ryan Gorcey  
 Phone: (805) 217-2043  
 Email: rgorcey@gmail.com

### DAILY CALIFORNIAN (STUDENT NEWSPAPER)

Web: dailycal.org  
 Phone: (510) 548-8300 ext. 425  
 Email: sports@dailycal.org

### GOLDEN BEAR REPORT

Affiliated with Rivals.com/Yahoo! Sports  
 Web: goldenbearreport.com  
 Writer: John Foletta  
 Phone: (858) 754-7336  
 Email: johnfoletta@gmail.com

Writer: Grant Marek  
 Phone: (510) 415-1689  
 Email: grantmarek@hotmail.com

### MARIN INDEPENDENT JOURNAL

Web: marinij.com  
 Sports Editor: Dave Allen  
 Email: dallen@marinij.com  
 Phone: (415) 686-2199

### MODESTO BEE

Web: modbee.com  
 Sports Editor: Mike Dunbar  
 Phone: (209) 578-2300  
 Email: sports@modbee.com

### NAPA VALLEY REGISTER

Web: napavalleyregister.com  
 Exec. Sports Editor: Marty James  
 Phone: (707) 256-2223  
 Email: mjames@napanews.com

### SACRAMENTO BEE

Web: sacbee.com/sports  
 Sports Editor: Bill Bradley  
 Phone: (916) 321-1224  
 Email: bbradley@sacbee.com

### SAN FRANCISCO CHRONICLE

Web: sfgate.com  
 Sports Editor: Al Saracevic  
 Phone: (415) 777-7928  
 Email: asaracevic@sfnchronicle.com  
 Beat: John Crumppacker  
 Phone: (510) 676-9102  
 Email: jcrumppacker@sfnchronicle.com

### SAN FRANCISCO EXAMINER

Web: sfexaminer.com  
 Sports Editor: Dylan Kruse  
 Phone: (415) 359-2637  
 Email: dkruse@sfexaminer.com  
 Writer: Paul Gackle  
 Phone: (510) 277-2310  
 Email: paul.gackle@gmail.com

### PRESS-DEMOCRAT

Web: pressdemocrat.com  
 Dep. Sports Editor: Bill Pinella  
 Phone: (707) 526-8500  
 Email: bill.pinella@pressdemocrat.com

### STOCKTON RECORD

Web: recordnet.com  
 Sports Editor: Bob Highfill  
 Phone: (209) 546-8282  
 Email: bhighfill@recordnet.com



Justin Cobbs

## TELEVISION

### PAC-12 NETWORKS

Web: pac-12.com  
 Public Relations: Kirk Reynolds  
 Phone: (408) 592-4955  
 Email: kreynolds@pac-12.org

### COMCAST SPORTSNET

Web: csnbayarea.com  
 Phone: (415) 296-8900/(415) 615-4799  
 Sports Anchor: Dave Feldman  
 Email: dfeldman@comcastsportsnet.com  
 Sports Anchor: Scott Reiss  
 Email: sreiss@comcastsportsnet.com

### KGO-TV (ABC, CHANNEL 7)

Web: abc7news.com  
 Sports Anchor: Larry Beil  
 Phone: (415) 954-7505  
 Email: larry.beil@abc.com  
 Sports Anchor: Mike Shumann  
 Phone: (415) 954-7508  
 Email: mikeshumann@abc.com

### KPIX-TV (CBS, CHANNEL 5)

Web: cbs5.com  
 Sports Director: Dennis O'Donnell  
 Phone: (415) 760-0178  
 Email: djodonnell@cbs.com  
 Sports Anchor: Vern Glenn  
 Phone: (415) 407-3197  
 Email: jvglenn@cbs.com

### KRON-TV (CHANNEL 4)

Web: kron.com  
 Sports Director: Gary Radnich  
 Phone: (415) 561-8984  
 Email: jason@kron4.com

### KTVU-TV (FOX, CHANNEL 2)

Web: ktvu.com  
 Sports Director: Mark Ibanez  
 Phone: (510) 874-0252  
 Email: mark.ibanez@ktvu.com  
 Sports Anchor: Joe Fonzi  
 Phone: (510) 874-0523  
 Email: joe.fonzi@ktvu.com

**RADIO**

**KGO RADIO (810 AM)**

Sports Director: Rich Walcoff  
 Phone: (415) 847-2000  
 Email: richwalcoff@gmail.com  
 Sports Anchor: Kevin Radich  
 Phone: (415) 954-8142  
 Email: Kevin.Radich@citicomm.com

**KALX RADIO (90.7 FM)  
(STUDENT)**

Web: kalx.berkeley.edu  
 Phone: (510) 642-1111

**KCBS RADIO (740 AM)**

KCBS Radio (740 AM)  
 Web: kcbs.com  
 Phone: (415) 765-4062/4113  
 Sports Director: Hal Ramey  
 Email: ramey@kcbs.com

**KNBR RADIO  
(680 AM & 1050 AM)**

Web: knbr.com  
 Phone: (415) 995-6808  
 Program Director: Lee Hammer  
 Email: lee.hammer@cumulus.com  
 Asst. Program Dir.: Jenn Violet Kennedy  
 Email: jennifer.violet@cumulus.com

**THE GAME  
(95.7 FM)**

Web: 957thegame.com  
 Phone: (415) 957-0957  
 Program Director: Jason Barrett  
 Email: jbarrett@entercom.com

**CAL SPORTS NETWORK FROM  
IMG COLLEGE**

**Roxy Bernstein**  
 Radio Play-by-Play  
 roxybernstein@aol.com  
**Todd McKim**  
 Radio Analyst  
 todd.mckim@imgworld.com

**MISCELLANEOUS**

**ATHLETIC COMMUNICATIONS**

University of California  
 349 Haas Pavilion  
 Berkeley, CA 94720-4426  
 (510) 642-5363  
 Fax: (510) 643-7778  
 Website: CalBears.com

**ATHLETIC TICKET OFFICE**

University of California  
 Haas Pavilion  
 Berkeley, CA 94720  
 (800) GO BEARS

**BASKETBALL OFFICE**

University of California  
 125 Haas Pavilion  
 Berkeley, CA 94720  
 (510) 642-0361

**PACIFIC-12 CONFERENCE**

Dave Hirsch  
 Vice President, Communications  
 1350 Treat Blvd., Suite 500  
 Walnut Creek, CA 94597-8853  
 Phone: (925) 932-4411  
 Website: www.pac-12.com

**CAL SPORTS NETWORK**

The Cal Sports Network blankets most of Northern California with an alignment of three stations, headlined by flagship station KGO 810 AM in San Francisco.

KGO Radio (flagship) 810 AM  
 San Francisco, Calif.

KAHI Radio 950 AM  
 Sacramento, Calif.

KESP Radio 970 AM  
 Modesto, Calif.

In addition, Cal fans can listen to all the action on-line through the Cal All-Access platform at CalBears.com. Many games are also broadcast on XM Satellite Radio. Check listings for available games.



**Roxy Bernstein**

Roxy Bernstein is in his 17th season as the voice of the Bears. A Cal graduate, Bernstein began broadcasting Cal games during the 1996-97 season and took over the position on a fulltime basis the following year. A former radio play-by-play announcer for the Florida Marlins baseball team, Bernstein has also been the sideline reporter for Golden Bear football contests and called play-by-play for the NHL's San Jose Sharks, NHL Radio, baseball's San Francisco Giants, Oakland Athletics, the NFL on the Sports USA Network and Pac-12 Networks.



**Todd McKim**

Todd McKim joins Bernstein on the air as an analyst for the eighth straight season. He has spent the past eight years as the radio sideline reporter for Bear football games and also hosts Cal's weekly football recap segment. A long-time member of the Oregon media and a television anchor and sports director in Eugene before moving to the Bay Area, McKim serves as the director of broadcast services for Cal Sports Properties.

**BEFORE AND AFTER THE GAME**

Radio coverage of the Bears begins 30 minutes before tipoff, and after each game, head coach Mike Montgomery will give a recap on the postgame report.



**C**

