

# Our Town. Your Team.



## Drake Bulldogs.



## NUMERIC ROSTER

No	Name	Pos	Ht.	Wt.	Yr.	Exp.	Hometown (High School)
1	Jordan Clarke	F	6-8	254	RJr.	1L	Rockville, Md. (Our Lady of Good Counsel)
2	Aaron Hawley	F	6-8	197	Jr.	2L	Rogers, Ark. (Rogers)
3	Kurt Alexander	G	6-0	193	Sr.	1L	Toronto, Ontario, (Pine Ridge)
4	Judd Welfringer	G	6-5	201	Fr.	HS	Waukee, Iowa (Waukee)
10	Jeremy Jeffers	F	6-6	213	RFr.	RS	Wilson, N.C. (Greenfield)
11	Karl Madison	G	5-10	182	RFr.	RS	Springfield, Ill. (Lanphier)
14	Lincoln Vorba	G	6-3	172	Fr.	HS	Mason City, Iowa (Mason City)
21	Cory Parker	F	6-8	242	RJr.	2L	Aspen, Colo. (Aspen)
22	Kraidon Woods	F	6-9	225	RSr.	1L	Henryville, Pa. (Pocono Mountain East)
23	Mitch McLaughlin	G	6-1	181	Fr.	HS	Cedar Rapids, Iowa (Xavier)
24	Rayvonte Rice	G	6-4	240	So.	1L	Champaign, Ill. (Centennial)
25	David Smith	G	6-4	208	RSo.	1L	Chicago, Ill. (Lake Forest Academy)
32	Greg Whitaker	F	6-6	243	RJr.	3	Fairfax, Va. (W.T. Woodson)
34	Ben Simons	F	6-8	206	Jr.	2L	Cadillac, Mich. (Cadillac)
40	Reece Uhlenhopp	F	6-8	239	Jr.	2L	Urbandale, Iowa (Urbandale)
45	Seth VanDeest	C	6-11	260	Jr.	2L	Bettendorf, Iowa (Bettendorf)

## ALPHABETICAL ROSTER

No	Name	Pos	Ht.	Wt.	Yr.	Exp.	Hometown (High School)
3	Alexander, Kurt	G	6-0	193	Sr.	1L	Toronto, Ontario (Pine Ridge)
1	Clarke, Jordan	F	6-8	254	RJr.	1L	Rockville, Md. (Our Lady of Good Counsel)
2	Hawley, Aaron	F	6-8	197	Jr.	2L	Rogers, Ark. (Rogers)
10	Jeffers, Jeremy	F	6-6	213	RFr.	RS	Wilson, N.C. (Greenfield)
11	Madison, Karl	G	5-10	182	RFr.	RS	Springfield, Ill. (Lanphier)
23	McLaughlin, Mitch	G	6-1	181	Fr.	HS	Cedar Rapids, Iowa (Xavier)
21	Parker, Cory	F	6-8	242	RJr.	2L	Aspen, Colo. (Aspen)
24	Rice, Rayvonte	G	6-4	240	So.	1L	Champaign, Ill. (Centennial)
34	Simons, Ben	F	6-8	206	Jr.	2L	Cadillac, Mich. (Cadillac)
25	Smith, David	G	6-4	208	RSo.	1L	Chicago, Ill. (Lake Forest Academy)
40	Uhlenhopp, Reece	F	6-8	239	Jr.	2L	Urbandale, Iowa (Urbandale)
45	VanDeest, Seth	C	6-11	260	Jr.	2L	Bettendorf, Iowa (Bettendorf)
14	Vorba, Lincoln	G	6-3	172	Fr.	HS	Mason City, Iowa (Mason City)
4	Welfringer, Judd	G	6-5	201	Fr.	HS	Waukee, Iowa (Waukee)
32	Whitaker, Greg	F	6-6	243	RJr.	3	Fairfax, Va. (W.T. Woodson)
22	Woods, Kraidon	F	6-9	225	RSr.	1L	Henryville, Pa. (Pocono Mountain East)

## COACHES

**Head Coach:** Mark Phelps (4th Year)

**Assistant Coaches:** Mike Gibson (4th Year), Stan Johnson (1st Year),  
Brett Nelson (1st Year)

**Coordinator of Basketball Operations:** Jamelle McMillan (1st Year)

**Graduate Managers:** Nate Meyer and Ryan Wedel

**Strength and Conditioning:** Mike Burch **Athletic Training:** Scott Kerr, Austin DeBoer

## PRONUNCIATION

Rayvonte Rice (ray-VON-tay)

Ben Simons (SY-muns)

Reece Uhlenhopp (YEW-len-hop)

# 2011-12 SCHEDULE

<u>Date</u>	<u>Opponent</u>	<u>Location</u>	<u>Time (CST)</u>	<u>TV</u>
Sat., Nov. 5	QUINCY (Exhibition)	KNAPP CENTER	11 a.m.	
Sat., Nov. 12	UPPER IOWA	KNAPP CENTER	7:05 p.m.	
Tues., Nov. 15	IOWA STATE	KNAPP CENTER	8 p.m.	Mediacom
<b><u>Paradise Jam</u></b>				
Fri., Nov. 18	vs. Mississippi	St. Thomas, USVI	2:30 p.m.	
Nov. 19 or 20	vs. Marquette or Winthrop	St. Thomas, USVI	TBD	
Mon., Nov. 21	TBD	St. Thomas, USVI	TBD	
Sat., Nov. 26	CAL STATE NORTHRIDGE	KNAPP CENTER	7:05 p.m.	Mediacom
Wed., Nov. 30	at Boise State	Boise, Idaho	7 p.m.	
Sat., Dec. 3	AIR FORCE <sup>^</sup>	KNAPP CENTER	7:05 p.m.	Mediacom
Thu., Dec. 8	EASTERN MICHIGAN	KNAPP CENTER	8:05 p.m.	Mediacom
Sat., Dec. 17	at Iowa	Iowa City, Iowa	8 p.m.	Big 10 Network
Wed., Dec. 21	CENTRAL ARKANSAS	KNAPP CENTER	7:05 p.m.	
Wed., Dec. 28	INDIANA STATE*	KNAPP CENTER	7:05 p.m.	
Sat., Dec. 31	at Missouri State*	Springfield, Mo.	2:05 p.m.	
Tues., Jan. 3	at Creighton*	Omaha, Neb.	7:05 p.m.	
Sat., Jan. 7	NORTHERN IOWA*	KNAPP CENTER	7:05 p.m.	Mediacom
Tues., Jan. 10	BRADLEY*	KNAPP CENTER	7:05 p.m.	
Fri., Jan. 13	at Evansville*	Evansville, Ind.	7:05 p.m.	
Sun., Jan. 15	ILLINOIS STATE*	KNAPP CENTER	7:05 p.m.	
Wed., Jan. 18	at Southern Illinois*	Carbondale, Ill.	7:05 p.m.	
Sun., Jan. 22	at Northern Iowa*	Cedar Falls, Iowa	7 p.m.	ESPNU
Wed., Jan. 25	CREIGHTON*	KNAPP CENTER	7:05 p.m.	Mediacom
Sat., Jan. 28	WICHITA STATE*	KNAPP CENTER	8 p.m.	MVC-TV
Wed., Feb. 1	at Indiana State*	Terre Haute, Ind.	7 p.m.	MVC-TV
Sat., Feb. 4	MISSOURI STATE*	KNAPP CENTER	7:05 p.m.	Mediacom
Wed., Feb. 8	at Illinois State*	Normal, Ill.	7:05 p.m.	
Sun., Feb. 12	EVANSVILLE*	KNAPP CENTER	7 p.m.	ESPNU
Wed., Feb. 15	at Bradley*	Peoria, Ill.	7 p.m.	MVC-TV
Feb. 17-19	at SEARS BracketBusters	TBD	TBD	
Wed., Feb. 22	SOUTHERN ILLINOIS*	KNAPP CENTER	7:05 p.m.	Mediacom
Sat., Feb. 25	at Wichita State*	Wichita, Kan.	TBD	
Mar. 1-4	State Farm MVC Tournament	St. Louis, Mo.	TBD	

<sup>^</sup>Mountain West-MVC Challenge Series; \*Conference game

**Paradise Jam participants:** Drake, Drexel, Marquette, Winthrop, Mississippi, Norfolk State, TCU, Virginia  
 The MVC TV Network is comprised of FOX Sports Midwest, FOX Sports Indiana, FOX Sports Kansas City, FOX College Sports, Comcast SportsNet Chicago and ESPN3.






# THIS IS DRAKE UNIVERSITY

**D**rake University, a university of national standing, exemplifies a spirit of i  
commitment to the discovery and pursuit of knowledge. The University fosters  
of personal abilities, stimulates creativity and encourages a sense of commu





inquiry and a  
development  
community.



**T**he University's hallmark is its dedication to excellence in teaching. Ninety-three percent of Drake's faculty hold the highest degree possible in their field.

Drake's advantages are why 93 percent of all Drake graduates find career employment or enter graduate schools within six months after receiving their degrees.

A private independent university, Drake is large enough to offer a wide variety of learning options with its more than 70 undergraduate majors and several graduate programs in six colleges and schools. Yet, it is small enough to ensure students experience personal attention, challenging courses and leadership opportunities.

Drake's expert, accessible faculty is focused on individual learning, guiding students in interactive classes, original research and independent projects. Drake's student-faculty ratio is 14 to 1, and no classes are taught by teaching assistants.

Drake's students learn from each other, too. The university's 5,668 full-time undergraduates come from 48 states and 60 countries. Students and faculty enjoy a lively campus community with more than 160 student organizations, intramural and intercollegiate sports, music, and theatre performances, art exhibitions, guest speakers and more.

Students are enrolled in the six colleges and schools of the University: the Colleges of Arts and Sciences; Business and Public Administration; Pharmacy and Health Sciences; the School of Journalism and Mass Communication; Law and Education.

Pre-professional programs in the College of Arts and Sciences meet requirements for admission to schools of dentistry, law, medical technology, medicine, mortuary science, optometry, osteopathic medicine, physical therapy, social work, theology and veterinary medicine.

Drake also offers post-graduate study in business administration; public administration; education; fine arts; journalism and mass communication; and in the liberal arts and sciences; the two-year Specialist in Education degree; and the Doctor of Education degree.

**Drake**  
UNIVERSITY



# LEADERSHIP

**T**hrough the ongoing guidance of President David Maxwell and Athletic Director Sandy Hatfield Clubb, Drake provides an exceptional learning environment that prepares student-athletes for meaningful personal lives, professional accomplishments, and responsible global citizenship.



## DR. DAVID MAXWELL **President - Drake University**

*As the President of Drake University since 1999, Dr. David Maxwell continues to be one of Drake Athletics' biggest supporters.*

**D**avid Maxwell, Ph.D., has been president of Drake University since May of 1999. He was director of the National Foreign Language Center in Washington, D.C., from 1993 to 1999, after serving as president of Whitman College from 1989 to 1993. Dr. Maxwell was at Tufts University from 1971 to 1989 as a faculty member in Russian language and literature, and served as Dean of Undergraduate Studies from 1981-89.

Born in New York City, Dr. Maxwell earned his bachelor's degree in Russian area studies from Grinnell College in

1966. He received his master's and doctorate degrees in Slavic languages and literatures from Brown University, in 1968 and 1974, respectively.

At Brown, Dr. Maxwell was a Brown University Fellow and subsequently a National Defense Education Act Fellow. He was a Fulbright Fellow, and at Tufts received the Lillian Leibner Award for distinguished teaching and advising. At Tufts he also twice received the Senior Class Citation for Distinguished Service. In 1991 the Brown University Graduate School of Arts and Sciences gave him the Distinguished Alumnus Citation. More

recently the Council for Advancement and Support of Education (CASE) honored Dr. Maxwell in January, presenting him with the Chief Executive Leader Award for District VI, which encompasses eight Midwestern states and nearly 200 institutions of higher learning.

Currently, President Maxwell serves on the Community Board of the Wells Fargo Bank, the Steering Committee of the Capital Crossroads initiative and is a member of the Greater Des Moines Committee. He is a past member of the Greater Des Moines Partnership, past President of the Des Moines Higher Education Collaborative, past chair of the Iowa Association of Independent Colleges & Universities, and of the Missouri Valley Conference.

On the national level, he is a member of the Executive Committee of the Business/Higher Education Forum, and past chair of The New American Colleges and Universities, a national consortium of 22 selective, independent institutions dedicated to the purposeful integration of liberal education, professional studies and civic engagement. Dr. Maxwell sits on the Board of Directors of both the American Council on Education and the Association of American Colleges & Universities, and is a member of the Higher Education Working Group on Global Issues of the Council on Foreign Relations. In addition, he serves on the editorial board of Peer Review, as well as the Commission on Effective Leadership of the American Council on Education.

Dr. Maxwell is married to Madeleine Mali Maxwell, formerly a creative director. They are the parents of Justin, who is the director of user experience at smule.com in Silicon Valley, and Stephen, a physicist at the National Institute for Standards and Technology in Gaithersburg, MD.



# SANDY HATFIELD CLUBB

Director of Athletics

*Since Sandy Hatfield Clubb took over as athletic director, Drake athletics has gained stature and prominence in the community and recognition nationwide.*

**A** new era in Drake athletics began May 30, 2006, when Hatfield Clubb was named the school's 16th athletic director.

The appointment of Hatfield Clubb as the school's 16th athletic director on May 30, 2006, further solidified Drake's reputation as a leading institution for the student-athlete experience.

"Sandy Hatfield Clubb has continued to build on the wonderful progress Drake Athletics has achieved through the years," said Drake President David Maxwell. "She has a national reputation of great success in all facets of athletics administration at a major Division I institution and, at the same time, she has an understanding of and passion for the distinctive role of athletics at Drake University."

"Sandy's focus is on the quality of experience for student-athletes and on the value of recreation and wellness programs for the entire community. With her expertise, passion and considerable interpersonal

skills, Sandy has been a model leader for Drake Athletics and a wonderful ambassador for the University as a whole."

Hatfield Clubb's commitment to excellence in both academics and athletics is shown by the five Drake teams which advanced to NCAA and post-season play the last two years and the 235 student-athletes who achieved over a 3.0 GPA during the spring 2010 semester.

Hatfield Clubb is the third woman to serve as athletic director in the Missouri Valley Conference. Hatfield Clubb is one of 25 women athletic directors at the 334 schools playing NCAA Division I basketball and the first in Iowa.

She is active in the National Association of Collegiate Women Athletics Administrators, which strives to enhance college athletics and to promote the growth, leadership and success of women as athletics administrators, professional staff, coaches and student-athletes.

She is a member of the NCAA Men's Basketball Issues Committee and the

WBCA Committee on Basketball Issues. Actively involved in the Des Moines community, Hatfield Clubb serves on the Board of Directors for Meals from the Heartland, The United Way, Character Counts in Iowa and the Iowa Sports Foundation.

Hatfield Clubb was honored by the Des Moines Business Record as one of the newspapers's 2010 Women of Influence. Hatfield Clubb and Drake women's basketball coach Amy Stephens were part of a small group of Iowans, representing Meals from the Heartland, who spent six days last May as part of a goodwill trip to earthquake-ravaged Haiti.

An avid swimmer, Hatfield Clubb grew up in Bethesda, Md., and her husband, Jeff Clubb, is a native of Sigourney, Iowa. They are the parents of two children - a son, Tristan, and a daughter, Skyelar.

Hatfield Clubb earned a bachelor's degree in business administration and a master's degree in education from the University of Texas-EI Paso. Upon graduation, she was assistant aquatics coach at Washington and Lee University from August 1989 through July 1990.

She joined Arizona State in 1990 as a management intern and became assistant to the director of athletics in 1992. She was promoted to assistant director of athletics for student and administrative services in 1996. In 1998 Hatfield Clubb was named associate director of athletics for student and academic services at Arizona State. She was promoted to ASU's senior associate director of athletics in 2002 and served as the senior woman administrator to the Pacific-10 Conference and the NCAA.





# 2011-12 BIOS



## MARK PHELPS

**HEAD COACH  
FOURTH YEAR  
OLD DOMINION (1996)**



# M

ark Phelps enters his fourth season as head coach of the Bulldogs' men's basketball program in 2011-12, driven by a passion and commitment to elevate Drake to levels of consistent excellence on and off the court. His dedicated approach to recruiting and program-building over his first three seasons at the helm has positioned the Bulldogs to take the next step in their progression.

Focused on the process of building a program the right way and establishing a solid, sustainable foundation, Phelps' approach is beginning to bear fruit. The

2011-12 season is the first in his Drake tenure with a roster that features more upperclassmen than underclassmen. Also it will be the first time Phelps presides over a team that returns more than two of its top four scorers and rebounders from the previous year. The Bulldogs return three of their top four, and five of the top six, in each category. Six of the nine top contributors in 2010-11 were either freshmen (1) or sophomores (5).

The maturation of the Drake roster brings a powerful blend of experience and continuity that was a goal Coach Phelps sought in putting his program together. His incoming recruiting classes in 2009-10 and '10-'11 were ranked at the top of the Missouri Valley Conference, and that talent now forms the nucleus of the Bulldogs squad. Drake's 2009-10 recruiting class was No. 1 in the MVC according to Van Coleman's Hoopmasters.com, while Scouts Inc., in conjunction with ESPN.com, rated Drake's signees for the 2010-11 class the best in the MVC, as well.

While building the program, Phelps has experienced success in his initial seasons that positions him among the top coaches in school history. His 44 victories as head coach at Drake are the most wins accumulated by a Bulldogs coach in his first three seasons in the position.

Last year Phelps' Bulldogs stood out on the defensive end, leading the MVC in three-point shooting defense (.321) and ranking third in steals (5.8). The latter contributed to a +1.3 turnover margin. Offensively, Drake ranked third in the Valley in three-point shooting percentage (.362).

Drake has traditionally played a strong schedule under Phelps; over the past three seasons it has played 45 games against teams that advanced to the postseason, including 17 last year.

Phelps was named the 25th men's head basketball coach at Drake on April 21, 2008 after serving as associate head coach at Arizona State from 2006-08.

Phelps, 45, has been a basketball coach for 22 seasons, including 15 years on the collegiate level after a highly successful high school coaching career. The Virginia Beach, Va., native had served on the coaching staff at North Carolina State under head coach Herb Sendek from 1996-2006 before joining Sendek at Arizona State in 2006.

"I am grateful for the 12 years Coach Mark Phelps invested on our staff at both N.C. State and Arizona State and most certainly recognize the wonderful impact he made," Sendek said at the time of Phelps' hire. "I congratulate Mark, as he will be the consummate CEO for the Drake men's basketball program. He will represent the university as a perfect gentleman and at the same time lead the basketball program with a true competitive spirit."

Phelps was part of Sendek's staff that led North Carolina State to a 53-39 (.576) record in the Atlantic Coast Conference regular season and tournament play in the final five seasons in Raleigh, N.C. The Wolfpack tied for the second most wins in the ACC from 2001 to 2006, and was one of only two ACC programs (Duke) to advance to the NCAA Tournament each of those five seasons.

Prior to joining the college ranks, Phelps, a 1996 Old Dominion University graduate, was very familiar with outstanding basketball programs having had a highly successful tenure as a high school head coach. Phelps coached his way to a 148-53 (.736 winning percentage) overall record during his six years directing a pair of Virginia independent high school teams.

Phelps spent two seasons (1994-96) at Atlantic Shores Christian High School in Chesapeake, Va., where his teams compiled a 44-12 record. His 1996 squad finished 20-3 and set school marks for winning percentage (.870) and fewest losses.

Mark and his wife, Alissa, have a son Owen (2) and a daughter Laney (1).

*For full bio please click here*

## THE PHELPS FILE

### EDUCATION

Bachelor of Science, Physical Education  
Old Dominion University, 1996

### COACHING EXPERIENCE

Head Coach: Drake University, 2008-present  
Associate Head Coach: Arizona State, 2006-08  
Assistant Coach: North Carolina State, 1996-2006  
High School Head Coach: Atlantic Shores, 1994-1996  
High School Head Coach: Rock Church Academy, 1990-94

### COACHING RECORD

Overall: 44-53 (.678)—Three Seasons

Year	Overall		MVC	
	W	L	W	L
2008-09	17	16	7	11
2009-10	14	19	7	11
2010-11	13	18	7	11
<b>TOTAL</b>	<b>44</b>	<b>53</b>	<b>21</b>	<b>33</b>



# 2011-12 BIOS



**MIKE GIBSON**  
 ASSISTANT COACH  
 FOURTH YEAR  
 CARNEGIE MELLON (2005)

- » Joined Herb Sendek's staff at Arizona State in 2006 as Coordinator of Basketball Technology; promoted in 2007 to Director of Basketball Operations;
- » Worked on Tom Izzo's staff at Michigan State for the 2005-2006 season as a graduate assistant;
- » Graduated with 3.97 grade-point average (summa cum laude) from Carnegie Mellon University (Pittsburgh, Pa.) in 2005 with a degree in business administration.




**STAN JOHNSON**  
 ASSISTANT COACH  
 FIRST YEAR  
 SOUTHERN UTAH (2003)

- » Served as assistant at Cal State Northridge in 2007-08; finished 20-10 and earned a share of their first Big West Conference regular season championship;
- » Spent three seasons (2004-07) as assistant at Southwest Baptist (Bolivar, Mo.) which was 50-30 in that period, with three consecutive winning seasons;
- » The 2005-06 squad posted a 27-5 record, including school-record 14 wins in a row and the Mid-America Intercollegiate Athletics Association title;
- » That team made a trip to the NCAA Division II Tournament, finishing No. 6 in the national rankings;



**BRETT NELSON**  
 ASSISTANT COACH  
 FIRST YEAR  
 FLORIDA (2004)

- » Spent two months at Central Florida (spring 2010, where he was to continue working under head coach Donnie Jones, with whom he coached at Marshall;
- » In final season of three-year run at Marshall, Nelson helped lead team to 24-10 finish in 2009-10 and postseason win in the CollegenInsider.com Tournament;
- » Time at Marshall (2007-10) also developed Nelson's skills as gifted recruiter; instrumental in recruitment and development of Marshall's Hassan Whiteside;
- » Served as Director of Operations at Virginia Commonwealth (2006-07) and Colorado State (2005-06). VCU tenure included 28-7 record NCAA Tournament;



**Jamelle McMillan**  
 Coordinator of  
 Basketball Operations



**Nate Meyer**  
 Graduate Manager



**Ryan Wedel**  
 Graduate Manager



# 2011-12 BIOS



**JORDAN CLARKE**  
**FORWARD, 6-8, RS-JUNIOR**  
**ROCKVILLE, MD.**  
**(OUR LADY OF GOOD COUNSEL)**  
**[VERMONT]**



Powerful inside presence who looks to break out in junior season after fighting through a serious elbow injury a year ago...chosen team co-captain for 2011-12 by his teammates, along with Ben Simons...entering his second season of play for the Bulldogs after transferring from University of Vermont...redshirted at Drake in 2009-10.

- 2010-11:** Persevered through a serious elbow injury to appear in 19 games, including 17 starts, averaging 5.3 points and 4.7 rebounds per contest.
- Finished Missouri Valley Conference play ranked second and sixth, respectively, in league-only games in offensive rebounds (2.3) and steals (1.3).
  - Scored a career-high 10 points in a home win over Evansville (2/23).
  - Pulled down a team season-best 11 rebounds in a road win at Southern Illinois (2/2).
  - Led Drake in rebounding in four games and in assists three times.

**2009-10:** Redshirted after transferring from Vermont.

**2008-09 (Vermont):** Played in 22 games for Vermont, averaging 1.4 points and 1.6 rebounds...was rated the top newcomer at small forward in the America East Conference by Rivals.com.


**High School:** Attended Our Lady of Good Counsel High School where he averaged 18.6 points and 10.9 rebounds as senior...led team to 21-8 record and was named most valuable player in three tournaments as senior: Good Counsel Tip-Off Classic, the Bullis Holiday Classic and the Merv Lopes Holiday Classic in Hawaii...played in prestigious 2008 Capital Classic All-Star game as senior.

**Personal:** Management and Finance major...recipient of Drake Presidential Scholarship...born Jordan Clarke on Dec. 31, 1989 in Washington, D.C...parents: Vaughn and Shawn Clarke...has brother: Austin (23) who graduated from Yale...high school coach: Mike Hibbs.

Year	GP	GS	Min	Avg	FG	FGA	Pct	3FG	FGA	Pct	FT	FTA	Pct	Off	Def	Tot	Avg	PF	FO	A	TO	Blk	Stl	Pts	Avg
2010-11	19	17	394	20.7	35	90	.389	1	8	.125	30	61	.492	43	47	90	4.7	62	3	25	30	5	25	101	5.3
<b>TOTAL</b>	<b>19</b>	<b>17</b>	<b>394</b>	<b>20.7</b>	<b>35</b>	<b>90</b>	<b>.389</b>	<b>1</b>	<b>8</b>	<b>.125</b>	<b>30</b>	<b>61</b>	<b>.492</b>	<b>43</b>	<b>47</b>	<b>90</b>	<b>4.7</b>	<b>62</b>	<b>3</b>	<b>25</b>	<b>30</b>	<b>5</b>	<b>25</b>	<b>101</b>	<b>5.3</b>



**AARON HAWLEY**  
**FORWARD, 6-8, JUNIOR**  
**ROGERS, ARK.**  
**(ROGERS)**



2

Key reserve who looks to make even greater as a junior. Hawley has played in 63 games (6 starts) and averaged 5.2 points and 2.1 rebounds in 14.1 minutes per game.

**2010-11 (Sophomore):** Played in 30 games, including four starts, averaging 6.0 points and 2.3 rebounds per contest.

- Registered six double-figure scoring efforts, including collecting 15 points at home vs. Texas Southern (11/13) and against Weber State (11/27) at the Great Alaska Shootout.
- Pulled down a season-best seven rebounds at Colorado State (12/1).
- Nailed a trio of three pointers vs. Texas Southern (11/13) and Southern Utah (11/24).

**2009-10 (Freshman):** Appeared in all 33 games, averaging 4.7 points and 2.0 rebounds. Hawley drew starts in back-to-back games against Wichita State and Indiana State, averaging 7.0 points and 5.0 rebounds.

- Scored career-high 16 points in 19 minutes to key win at Austin Peay, making two three-point baskets.
- Matched career high with 16 points, including career-high three treys, and seven rebounds in win vs. North Dakota.
- Had 11 points in Missouri Valley Conference debut vs. Bradley, collecting a career-high eight rebounds and three steals.
- Scored five points, grabbed four rebounds and had one steal in collegiate starting debut at Wichita State.
- Came off bench to score eight points in 10 minutes vs. Missouri State.

**High School:** Two-time first-team Arkansas VII all-state selection...was the leading vote getter on the Arkansas Class 7A all-state team after guiding Rogers High School to a runner-up finish in the 7A-West regular season and the Class 7A State Tournament...finalist for NLR Tip-Off Club Arkansas Player of the Year...was a three-time all-league performer who led Rogers to a 24-6 record, the second best season in school history...was the team leader in scoring (17.8), rebounding (7.4) and steals (2.1) for Rogers, which advanced to the state championship game in Hot Springs for the first time in 52 years before losing to Fayetteville 40-34...averaged 21 points per game in the team's final nine games...also was named to the all-region teams of the Northwest Arkansas Morning News, The Benton County Daily Record and the KURM Radio Dream Team...named outstanding player of Benton County in 2009...named MVP of Rolla Tournament in 2007 and 2008...also named MVP of Arvest Tournament in 2009...averaged 15.4 points and 5.0 rebounds in 2007-08, keying team to 21-8 record en route to quarterfinal round of Arkansas VII State Tournament ...scored 30 points vs. Little Rock Central as sophomore, while tallying 28 points vs. Alma as junior.

**Personal:** Business major...born Aaron Joseph Hawley on June 23, 1990 in Rogers, Arkansas...parents: Mitch and Beth Hawley...has brother, Jordan (23) and sister, Hannah (17)...high school coach: Marty Barnes.

Year	GP	GS	Min	Avg	FG	FGA	Pct	3FG	FGA	Pct	FT	FTA	Pct	Off	Def	Tot	Avg	PF	FO	A	TO	Blk	Stl	Pts	Avg
2009-10	33	2	407	12.3	57	139	.410	23	58	.397	18	25	.720	17	48	65	2.0	33	0	8	21	2	12	155	4.7
2010-11	30	4	484	16.1	63	159	.396	24	73	.329	24	31	.774	19	50	69	2.3	43	0	12	23	3	17	174	5.8
<b>TOTALS</b>	<b>63</b>	<b>6</b>	<b>891</b>	<b>14.1</b>	<b>120</b>	<b>298</b>	<b>.403</b>	<b>47</b>	<b>131</b>	<b>.359</b>	<b>42</b>	<b>56</b>	<b>.750</b>	<b>36</b>	<b>98</b>	<b>134</b>	<b>2.1</b>	<b>76</b>	<b>0</b>	<b>20</b>	<b>44</b>	<b>5</b>	<b>29</b>	<b>329</b>	<b>5.2</b>



# 2011-12 BIOS



## KURT ALEXANDER

GUARD, 6-0, SENIOR  
TORONTO, ONTARIO, CANADA  
(PINE RIDGE SECONDARY)  
[IOWA CENTRAL CC]



3

Solid and versatile guard who enters senior season after seeing his first Drake action a year ago following transfer from Iowa Central Community College. The former first-team National Junior College Division II All-American (2009-10) will compete for time at either guard position.

**2010-11 (Junior):** Played in all 31 games, including six starts, averaging 5.6 points, 1.7 assists and 1.4 rebounds per contest.

- Ranked second on the team in assists (1.7).
- Posted seven double-figure scoring efforts, including netting a career-best 15 points at Bradley (2/26).
- Distributed a career-high eight assists in a win over Chicago State (12/23).
- Recorded six games with four or more assists.
- Led the squad in assists a team-high nine times, while pacing the team in scoring on three occasions.
- Six starts came in consecutive games, beginning with Chicago State matchup (12/23) and ending with Indiana State game (1/9).
- In those six starts averaged 9.0 points, 3.0 assists and 1.0 rebounds.

**2008-10 (Iowa Central CC):** Led Iowa Central to 23-10 overall record en route to No. 12 ranking in final NJCAA II Top-15 poll...competed in the NJCAA Men's Basketball Coaches Association Division II All-Star Game in Las Vegas, Nev...was a two-time All-Iowa Region 11 first team performer...averaged a league-high 18.6 points, 3.9 rebounds, 2.8 assists and 1.5 steals last year, while shooting 52 percent from the floor...had breakout sophomore year, highlighted by a career-high 43 points, making 16 of 22 shots, against then No. 9 ranked Kirkwood...connected on 16 of 22 shots from the field and 8-for-8 at the free throw line en route to a career-high point production.

**High School:** Averaged 26.8 points, 4.3 rebounds, 2.9 assists, and 1.4 steals as senior at Pine Ridge Secondary School in 2007-08 in Toronto, leading the team to its first 30-win season in school history while advancing to the Ontario Federation of School Athletic Associations 4A championship...played in 2008 adidas All-Canadian Game.


**Personal:** International Relations major...born June 11, 1989 in the Cayman Islands and moved to Toronto in the fifth grade...parents: Leroy and Pamela Alexander...has three brothers: Andy (31), Andre (24) and Leon (19)...high school coach: Jason McKenzie...junior college coach: Dennis Pilcher.

Year	GP	GS	Min	Avg	FG	FGA	Pct	3FG	FGA	Pct	FT	FTA	Pct	Off	Def	Tot	Avg	PF	FO	A	TO	Blk	Stl	Pts	Avg
2010-11	31	6	570	18.4	57	150	.380	6	17	.353	54	73	.740	4	39	43	1.4	53	1	53	55	1	15	174	5.6
TOTAL	31	6	570	18.4	57	150	.380	6	17	.353	54	73	.740	4	39	43	1.4	53	1	53	55	1	15	174	5.6



## JUDD WELFRINGER

GUARD, 6-5, FRESHMAN  
WAUKEE, IOWA  
(WAUKEE)



4

Big guard who will look to contribute in freshman season...showed promise on Drake's foreign tour in August 2011, scoring 11 points and grabbing 7 rebounds in four games versus professional teams in Australia and New Zealand.

**High School:** Earned first-team 4A all-state honors from the *Des Moines Register* in 2011 as a senior at Waukee (Iowa) High School...led his school to the state quarterfinals, averaging 18 points per game, in his one season at Waukee after transferring from Basha High School in Chandler, Ariz...originally recruited by Drake head coach Mark Phelps when Phelps was assistant at Arizona State, and moved to Iowa for his senior season to be closer to the Drake program.

**Personal:** Dual major in business and secondary education...has aspirations of being a college basketball coach...son of Dean and Cindy Welfringer...has a sister, Kelsie and brother, Chandler...Judson Welfringer was born Dec. 30, 1991.



**JEREMY JEFFERS**  
**FORWARD, 6-6, (R) FRESHMAN**  
**WILSON, N.C.**  
**(GREENFIELD)**

10

Versatile wing with excellent court vision for player his size, Jeffers seeks to make an impact after redshirting last year. In seven games the terrific passer and ball handler showed flashes of talent and promise before being sidelined by injury. Jeffers averaged 9.3 points, 2.5 rebounds and 2 assists in four games on Drake's foreign tour to Australia and New Zealand in August 2011.

**2010-11 (Freshman/Redshirt):** Played in seven games before an injury brought his season to a close, resulting in a redshirt season.

- Averaged 1.6 points and 0.6 rebounds.
- Scored a career-best three points in consecutive contests at Iowa State (11/17), vs. Southern Utah (11/24) and vs. St. John's (11/26).
- Pulled down a career-high two rebounds at Iowa State.

**High School :** Earned North Carolina Independent School Class 1A all-state honors as a senior at Greenfield High School, averaging 18.0 points, 5.0 rebounds and 5.0 assists, while shooting 43 percent from three-point range...two-time first-team all-area selection by the Wilson Daily Times and also a two-time first-team all-conference choice...guided Greenfield High to 26-11 record, including runner-up finish in 2010 North Carolina Independent School Association state tournament...ranked as 18th top high school senior in North Carolina by Hoop Scoop Inc...also named most valuable player of Greenfield Christmas Tournament with 31 points and 15 rebounds...averaged 16.0 points, 6.1 rebounds, 4.9 assists and 2.1 steals as a junior, leading Greenfield to a 31-6 record in 2008-09 en route to advancing to the semifinal round of the North Carolina Independent **School Athletic Association Class 1-A Tournament....scored a career-high 25 points** against Cresset Christian in the quarterfinal round of the 2009 state tournament...played for the North Carolina Flight AAU Team which finished eighth out of 184 teams at the 2009 AAU National Tournament...also named to the all-tournament team at the 2009 Big Shots AAU Tournament in Myrtle Beach, S.C.

**Personal :** Marketing major...born Jeremy Tyler Jeffers on Nov. 14, 1991 in Wilson, N.C...parents: Charles and Jacquie Jeffers...has younger brother, Kevin (14)...high school coach: Rob Salter.

Year	GP	GS	Min	Avg	FG	FGA	Pct	3FG	FGA	Pct	FT	FTA	Pct	Off	Def	Tot	Avg	PF	FO	A	TO	Blk	Stl	Pts	Avg
2010-11	7	0	65	9.3	3	19	.158	1	7	.143	4	7	.571	0	4	4	0.6	4	0	3	7	0	1	11	1.6
<b>TOTAL</b>	<b>7</b>	<b>0</b>	<b>65</b>	<b>9.3</b>	<b>3</b>	<b>19</b>	<b>.158</b>	<b>1</b>	<b>7</b>	<b>.143</b>	<b>4</b>	<b>7</b>	<b>.571</b>	<b>0</b>	<b>4</b>	<b>4</b>	<b>0.6</b>	<b>4</b>	<b>0</b>	<b>3</b>	<b>7</b>	<b>0</b>	<b>1</b>	<b>11</b>	<b>1.6</b>



**KARL MADISON**  
**GUARD, 5-10, (R) FRESHMAN**  
**SPRINGFIELD, ILL.**  
**(LANPHIER)**

11

Court-savvy point guard with high basketball IQ, speed and quickness...Madison will compete for the starting point guard position and look to make an impact after a redshirt season in 2010-11 (knee)...brings toughness, a competitive nature, ball-handling, defense and scoring ability to his floor-general attributes...scored seven points, grabbed four rebounds and made three steals in three games on Drake's foreign tour to Australia and New Zealand in August 2011.

**2010-11 (Redshirt):** Took a redshirt season because of a knee injury.

**High School:** Point guard who earned third-team Illinois Basketball Coaches Association Class 3A/4A all-state honors as senior at Lanphier High School in Springfield, Ill...also tabbed *Associated Press* Class 3A all-state honorable mention selection...scored seven points for East All-Stars in Dr. Pepper Midwest All-Star Classic in St. Louis...also played for the South Illinois All-Stars in 2010 Chicago High School Classic...two-time first-team all-league choice...had 29 points in battle against Drake teammate Rayvonte Rice in loss to Centennial...scored 20 of his game-high 27 points in second half in 72-67 victory past Sacred Heart-Griffin...led Lanphier to 13-13 record in 2009-10...earned first-team all-league honors after averaging 21.9 points, 5.0 rebounds, 3.7 assists and 2.4 steals as a senior...shot 42.7 percent from the floor, including 30.6 percent from three-point range...collected season highs of 32 points and six rebounds against Chatham Glenwood Jan. 9, 2009, and Jacksonville Feb. 27, 2009...became his high school's first Division I player since Richard McBride signed with Illinois in 2003...was a three-year starter for the St. Louis Eagles AAU team (2007-09)...High School coach: Chuck Shanklin.

**Personal:** Law, Politics and Society major...born Karl A. Madison on Sept. 9, 1991 in Springfield, Ill....parents: Karl and Myrna Madison...high school coach: Chuck Shanklin.



# 2011-12 BIOS



## LINCOLN VORBA

GUARD, 6-3, FRESHMAN  
MASON CITY, IOWA  
(MASON CITY)

14

**High School:** Three-sport star and academic all-conference selection at Mason City (Iowa) High School, lettering in basketball, football and track and field, competing in Iowa Class 4A...four-year varsity starter in basketball who earned team MVP honors as a junior and senior, was a three-time team captain and twice earned first-team All-CIHL honors (Jr. and Sr.)...third player in school history to score more than 1,000 career points (1,125), joining Jeff Horner and Dean Oliver...led state in free-throw percentage (88.5) as a senior, and averaged 17.1 points per game to earn first-team all-conference, a spot on the IBCA All-Star team and all-tournament honors...finished his career with 146 three-pointers...averaged 18.4 points per game as a junior (2009-10), including career-high 38 vs. Ft. Dodge, to earn first-team all-CIHL honors...averaged 11.1 points as a sophomore and 7.8 as a freshman...three-year football letterman who earned second-team all-conference honors at wide receiver as a junior and senior, and at safety as a sophomore...63 career receptions, 1,011 yards, 11 touchdowns and six interceptions...four-year letterman in track and field who competed at Drake Stadium in the 4x800 relay at both the Drake Relays and the state championship meet as a junior and senior.

**Personal:** Born Lincoln Harold Vorba in Marshalltown, Iowa...parents: Lisa and Jed Vorba...father Jed played basketball and baseball at Coe College and earned master's degree from Drake...has a sister, Morgan (15)...basketball coach: Troy Rood; football coach: John Lee; track and field coach: father Jed Vorba.



## CORY PARKER

FORWARD, 6-8, (R) JUNIOR  
ASPEN, COLO.  
(ASPEN)

21

Two-time letterman who has played in 28 games and scored 14 points (0.5) with 10 rebounds (0.4), four assists and three steals...saw extensive action in the post during Drake's foreign tour to Australia and New Zealand in August 2011...scored 12 points, grabbed four rebounds and blocked two shots on the four-game tour.

- 2010-11 (Sophomore):** Played in 18 games and averaged 0.4 points and 0.3 rebounds.
- Matched his career high with six points on 3-of-4 shooting in home win over Chicago State (12/23).
  - Notched career-best 14 minutes of action vs. Illinois State (1/18).

**2009-10 (Redshirt Freshman):** Played in 10 games...had career-high six points and three rebounds in career-high seven-minute playing stint at Creighton.

**2008-09 (Freshman):** Redshirted.

**High School:** Named 2008 Colorado Class 3A Mr. Basketball as senior at Aspen High School, while leading team to school record 23-4 mark en route to top four finish in Colorado State tournament...averaged 21.0 points and 7.5 rebounds as senior...two-time Colorado Class 3A first-team all-state choice...two-time Western Slope League Player of the Year...three time all-conference performer...averaged 23.5 points and 9.0 rebounds as junior...also played tight end on high school football team, earning first team Colorado Class 2A all-state honors.


**Personal:** Marketing and Finance major...recipient of Drake Presidential Scholarship...born Cory Joseph Parker on Dec. 29, 1989 in Aspen, Colorado...parents: Glen and Madalyn Parker...has sister Kaitlyn (23), who graduated from Colorado State in 2011...high school coach: Steve Ketchum.

Year	GP	GS	Min	Avg	FG	FGA	Pct	3FG	FGA	Pct	FT	FTA	Pct	Off	Def	Tot	Avg	PF	FO	A	TO	Blk	Stl	Pts	Avg
2009-10	10	0	24	2.4	2	2	1.000	1	1	1.000	1	2	.500	1	3	4	0.4	3	0	1	0	0	0	6	0.6
2010-11	18	0	63	3.5	4	8	.500	0	2	.000	0	2	.000	2	4	6	0.3	9	0	3	2	0	3	8	0.4
<b>TOTALS</b>	<b>28</b>	<b>0</b>	<b>87</b>	<b>3.1</b>	<b>6</b>	<b>10</b>	<b>.600</b>	<b>1</b>	<b>3</b>	<b>.333</b>	<b>1</b>	<b>4</b>	<b>.250</b>	<b>3</b>	<b>7</b>	<b>10</b>	<b>0.4</b>	<b>12</b>	<b>0</b>	<b>4</b>	<b>2</b>	<b>0</b>	<b>3</b>	<b>14</b>	<b>0.5</b>



## KRAIDON WOODS

**FORWARD, 6-9, SENIOR**  
**HENRYVILLE, PA.**  
**(POCONO MOUNTAIN EAST)**  
**[ARIZONA STATE, BINGHAMTON]**



Senior who brought added frontcourt depth, athleticism, length and maturity to the Drake program in 2010-11 after transferring from Binghamton University. Played his freshman and sophomore seasons (2007-09) at Arizona State. Career field-goal percentage of .632 from last year is best among all returning players in the Missouri Valley Conference entering the 2011-12 season.

**2010-11 (Junior):** Appeared in 30 games, including eight starts, and averaged 3.9 points and 4.1 rebounds per game. Averaged 5.1 points per game over final 14 contests.

- Led team in field-goal percentage at .632 (48-76).
- Grabbed career-best and team season-best 13 rebounds in MVC Tournament game vs. Bradley (3/3), in 21 minutes of action.
- Cracked double figures in scoring at Illinois State (1/30) with 10 and at home against Detroit (2/19) with 13.
- Just missed first career double-double with 10-point, nine-rebound performance at Illinois State (1/30).
- Made first Drake start Dec. 23, 2010 vs. Chicago State.
- Led the squad in rebounding six times and in scoring twice.
- Ranked second on team in blocked shots (25) and 10th in the MVC in blocked shots per game (0.8).

**2009-10 (Binghamton):** Redshirted.

**2008-09 (Arizona State--Sophomore):** Played in nine games and scored six points (0.7) on 1-of-1 shooting, with one rebound (0.1) and four turnovers. Also shot 4-10 from the free-throw line in 23 minutes of action (2.6).

**2007-08 (Arizona State--Freshman):** Played in 12 games for the Sun Devils and scored 10 points (0.8) with six rebounds (0.5), two assists, one turnover, three blocks and two steals. Shot 3-6 from the field in 54 minutes (4.5).

**2006-07 (The Hill Prep School):** Originally signed with Villanova in the fall of 2005 before attending The Hill Prep School in Pottstown, Pa...averaged 11.7 points and 6.1 rebounds at The Hill Prep School in 2006-07 earning first-team All-Mid Atlantic Prep League honors while guiding team to the championship of the Pennsylvania Independent Tournament.

**High School:** Was a four-year starter at Pocono Mountain (Pa.) East High School where he scored 1,196 career points, leading his team to two Mountain Valley Conference titles.

**Personal:** Sociology major...born Kraidon Woods on Feb. 2, 1988 in Queens, New York...parents: Charles and Joy Woods...has sister, Sablaun (26)...high school coach: Bron Holland.

Year	GP	GS	Min	Avg	FG	FGA	Pct	3FG	FGA	Pct	FT	FTA	Pct	Off	Def	Tot	Avg	PF	FO	A	TO	Blk	Stl	Pts	Avg
2010-11	30	8	488	16.3	48	76	.632	0	0	.000	21	59	.356	34	88	122	4.1	63	1	13	28	25	5	117	3.9
<b>TOTAL</b>	<b>30</b>	<b>8</b>	<b>488</b>	<b>16.3</b>	<b>48</b>	<b>76</b>	<b>.632</b>	<b>0</b>	<b>0</b>	<b>.000</b>	<b>21</b>	<b>59</b>	<b>.356</b>	<b>34</b>	<b>88</b>	<b>122</b>	<b>4.1</b>	<b>63</b>	<b>1</b>	<b>13</b>	<b>28</b>	<b>25</b>	<b>5</b>	<b>117</b>	<b>3.9</b>



## MITCH MCLAUGHLIN

**GUARD, 6-1, FRESHMAN**  
**CEDAR RAPIDS, IOWA**  
**(XAVIER)**



**High School:** Multi-sport star at Xavier High School in Cedar Rapids, Iowa, who earned academic all-conference as a junior and senior and was four-year honor roll member, competing in Iowa Class 4A...lettered in basketball, football and soccer, and also participated in baseball and track and field...was team MVP and all-conference as a senior in basketball, leading team in scoring (10.1), rebounding (2.1), steals (2.2) and assists (2.4)...earned all-conference and all-metro honors in football as a senior defensive back with 55 tackles and eight interceptions...football team was state semifinalist his junior year...competed in football and basketball all four years; in soccer all but junior year; in track and field as a junior and in baseball as a freshman and sophomore.

**Personal:** Born Mitchell J. McLaughlin Aug. 20, 1992 in Cedar Rapids, Iowa...parents: Dave and Theresa McLaughlin...brother Matt (25) played football (QB) at Loras College in Dubuque, Iowa.



# 2011-12 BIOS



**RAYVONTE RICE**  
**GUARD, 6-4, SOPHOMORE**  
**CHAMPAIGN, ILL.**  
**(CENTENNIAL)**



Rayvonte Rice enters his sophomore season in 2011-12 looking to build on an outstanding freshman campaign that saw him earn honorable mention All-Missouri Valley Conference recognition, as well All-Freshman and All-Newcomer status.

Rice turned in one of the best freshman seasons in the history of Drake basketball last year, scoring a freshman-record 428 points. He led the team in scoring (13.8), rebounding (4.8), blocked shots (0.8) and steals (1.4). The 6-4 guard will be surrounded in 2011-12 by a veteran, experienced supporting cast in the frontcourt, and join several dynamic newcomers and returnees in the backcourt, as the focal point for the drive to excellence that he and his team strives for. An exceptional athlete with explosive physical skills combining size, speed, strength and shooting ability, Rice showed as a freshman the ability to create opportunities for himself and teammates off the dribble and be an effective scorer in the low post.

On Drake's four-game foreign tour of Australia and New Zealand in August 2011, Rice averaged 20.5 points and five rebounds per game, and added 11 steals and five assists.

**2010-11 (Freshman):** Earned honorable mention All-Missouri Valley Conference recognition and named to MVC's All-Freshman and All-Newcomer teams.

- One of just two Bulldogs to start each of the team's 31 games (Ryan Wedel).
- Led Drake in scoring (13.8 ppg), rebounding (4.8), blocked shots (0.8), steals (1.4), free throws (148) and free-throw attempts (103).
- Set new Drake freshman scoring record with 428 points, topping previous mark of 412 (Luke McDonald, 2000-01).
- Ranked sixth in the MVC in scoring (2nd among freshmen), fourth in steals and ninth in blocked shots.
- Over the final 10 games averaged 16.1 points and shot better than 45% from the field to raise his season figure to 40.2.
- Led or tied for the team lead in scoring 15 times, and led in assists 8 times and rebounds 7 times.
- Scored in double figures in a team-high 25 games, including 14 of 18 league games.
- Set Drake freshman record for free throws (103) and rebounds (149); tied record for field goals (143) and tied for fourth-most three-pointers by a freshman.
- Scored season-high 23 points twice, first vs. Chicago State (12/23/10) and again at Southern Illinois (2/2/11).
- Poured in 20 or more points four times to tie for most on the team (Ryan Wedel), and Drake was 3-1 in those games.
- Blocked four shots in MVC tournament game vs. Bradley (3/3), tying team season best (VanDeest, vs. Southern Utah, 11/24/10).
- Named Missouri Valley Conference Newcomer of the Week three times: Dec. 13, Feb. 7 and Feb. 21.
- Was first Drake true freshman since Melvin Mathis (1982-83) to record a double-double with his 15-point, 10-rebound effort vs. Southern Utah (11/24/10).

**High School:** Named the 2009-10 Gatorade Illinois Boys Basketball Player of the Year...was the only player to earn unanimous first team Class 3A all-state honors by the Associated Press as a senior in 2009-10 for Centennial High...earned first team Illinois Basketball Coaches Association Class 3A/4A all-state honors...selected to the Chicago Sun Times Class 3A all-state first team...also named the 2010 Champaign News-Gazette All-State Player of the Year...runner-up in voting for 2010 Illinois Mr. Basketball...selected to the Peoria Journal Illinois Class 3A all-tournament team as senior...averaged 23.9 points, 6.4 rebounds, 2.9 steals and 1.8 assists in 2009-10 in leading the Class 3A defending state champions to a 32-2 record including third-place finish in 2010 Illinois state tournament...named the most outstanding player of the 2010 Dr. Pepper Midwest All-Star Classic in St. Louis, which attracted the top basketball prospects from throughout the Midwest with more than 30 Division I signees...scored a game-high 33 points for the East All-Stars which fell to the West squad, 115-112...had game-high 18 points in helping the Illinois South All-Stars beat Illinois North All-Stars, 117-111, in Chicago High School Classic...set school career records in scoring (1,810 points) and field goals made (710) and attempted (388)...leading scorer in Champaign-Urbana boys' prep history...also recipient of Big 12 Conference Scholar-Athlete Award...if he hadn't missed a free throw in final prep game, he would have set a national high school record for single-season free throw accuracy. He shot 97.6 percent from the free throw line (163-167) just missing record of .977 (167-171) by Seth Colclasure of Decatur, Ind....scored 34 points in state tournament super-sectional round win vs. Cahokia...netted 45 points in victory past Champaign Central...had 32 points, seven rebounds and three steals in 71-54 win past then No. 3 ranked Waukegan and also had 32 points vs. Richmond and 30 vs. Southeast...gave up promising football career to concentrate solely on basketball as senior...led Centennial to tournament championships at Lincoln High Thanksgiving Classic and State Farm Holiday Classic, while earning all-tournament honors...was named most valuable player of the 2009 Illinois Class 3A state tournament after leading Centennial High to the 2009 Illinois Class 3A state championship scoring a team-high 21 points...had 22 points and 10 rebounds in 2009 semifinal round victory past North Lawndale...earned third-team all-state honors as junior by the Illinois Basketball Coaches Association after leading the team to a 32-1 record in 2008-09, including the Big 12 Conference title with a 13-0 record...was three-time first-team Champaign News-Gazette All-Area selection as well as a two-time All-Big 12 Conference performer...averaged 16.8 points, 7.3 rebounds, 3.0 steals and 2.4 assists in 2008-09, while shooting 53 percent from the floor...started as sophomore, averaging 15.3 points, 7.6 rebounds, 1.5 assists and 1.5 steals...during the summer he played for the Illinois Stars AAU team.

**Personal:** Sociology major...born Rayvonte Detra Rice on July 14, 1992...mother: Rhonda Rice...high school coach: Tim Lavin

Year	GP	GS	Min	Avg	FG	FGA	Pct	3FG	FGA	Pct	FT	FTA	Pct	Off	Def	Tot	Avg	PF	FO	A	TO	Blk	Stl	Pts	Avg
2010-11	31	31	934	30.1	143	356	.402	39	132	.295	103	148	.696	37	112	149	4.8	84	1	51	61	26	42	428	13.8
<b>TOTAL</b>	<b>31</b>	<b>31</b>	<b>934</b>	<b>30.1</b>	<b>143</b>	<b>356</b>	<b>.402</b>	<b>39</b>	<b>132</b>	<b>.295</b>	<b>103</b>	<b>148</b>	<b>.696</b>	<b>37</b>	<b>112</b>	<b>149</b>	<b>4.8</b>	<b>84</b>	<b>1</b>	<b>51</b>	<b>61</b>	<b>26</b>	<b>42</b>	<b>428</b>	<b>13.8</b>





**DAVID SMITH**  
**GUARD, 6-4, (R) SOPHOMORE**  
**CHICAGO, ILL.**  
**(LAKE FOREST ACADEMY)**



25

Returning letterman who provided backcourt depth in redshirt freshman season a year ago...saw extensive action at both guard positions on Drake's foreign tour of Australia and New Zealand in August 2011, averaging 4.3 points and 3.8 rebounds per game, with four steals and a team-leading nine assists.

- 2010-11 (Redshirt Freshman):** Played in 26 games and scored 24 points (0.9) with 19 assists (0.7) and 19 rebounds (0.8) in 177 minutes (6.8).
- Scored a career-best seven points vs. Wichita State (1/15).
  - Pulled down a career-high two rebounds in four straight games at Wichita State (1/4), vs. Bradley (1/7) and Indiana State (1/9) and at Evansville (1/12).
  - Saw most significant playing time (21 min.) vs. St. John's (11/26) at Great Alaska Shootout.

- 2009-10 (Freshman):** Redshirted after suffering season-ending injury in eighth game of season vs. North Dakota.
- Had season-high five points off bench vs. Akron.
  - Scored four points in nine minutes vs. Southern Illinois-Edwardsville.


**High School:** Three-time first-team all-conference performer at Lake Forest Academy...averaged 13.3 points as a senior...was ranked No. 30 top prospect by ChicagoHoops.net...led team to a 24-9 record in 2007-08, including the Independent School League title with a 13-0 mark...averaged 13.0 points, 4.6 assists, 3.5 rebounds and 3.1 steals as a junior in 2007-08...was nominee for the 2009 McDonald's High School All-American game...four-year starter and three-time team captain...had a career-high 22 points as a sophomore vs. Luther North...the versatile athlete also won the high jump in the 2008 Independent School League meet.

**Personal:** Environmental Policy major...born David Samuel Smith on Sept. 6, 1990 in Evanston, Illinois...parents: David Smith and Tabitha Outlar...high school coach: Matt Vaughn.

Year	GP	GS	Min	Avg	FG	FGA	Pct	3FG	FGA	Pct	FT	FTA	Pct	Off	Def	Tot	Avg	PF	FO	A	TO	Blk	Stl	Pts	Avg
2009-10	8	0	57	7.1	4	6	.667	0	0	.000	4	9	.444	2	2	4	0.5	5	0	2	4	1	3	12	1.5
2010-11	26	0	177	6.8	8	17	.471	0	0	.000	8	12	.667	2	17	19	0.7	14	0	19	15	1	3	24	0.9
<b>TOTAL</b>	<b>34</b>	<b>0</b>	<b>234</b>	<b>6.9</b>	<b>12</b>	<b>23</b>	<b>.522</b>	<b>0</b>	<b>0</b>	<b>.000</b>	<b>12</b>	<b>21</b>	<b>.571</b>	<b>4</b>	<b>19</b>	<b>23</b>	<b>0.7</b>	<b>19</b>	<b>0</b>	<b>21</b>	<b>19</b>	<b>2</b>	<b>6</b>	<b>36</b>	<b>1.1</b>



**GREG WHITAKER**  
**FORWARD, 6-6, (R) JUNIOR**  
**FAIRFAX, VA.**  
**(W.T. WOODSON)**



32

- 2010-11 (Sophomore):** Appeared in two games ... made his Drake debut with four minutes of reserve action in a home win over Chicago State (12/23).
- Cracked the scoring column for the first time with two free throws vs. Chicago State.

**2009-10 (Redshirt Freshman):** Did not see game action.

**2008-09 (Freshman):** Redshirted.

**High School:** Earned second-team all-region honors as senior at W.T. Woodson High School where he led team in scoring (15.2 avg.), rebounding (8.5 avg) and blocked shots (1.1 avg.)...regarded as top post player as senior in Virginia AAA Liberty District...helped guide team to 19-7 record and share of Liberty District title in 2008...enjoyed six 20-plus scoring games, including career-high 25 vs. South Lake...had 10 double-figure rebounding games including season-high 14 vs. Langley...played for Liberty/National District All-Stars in 2008 All-Star game in Mount Vernon, Va...played AAU basketball for Nova United.

**Personal:** Political Science major...won national lifesaver award in high school from AAA Auto Club...born Gregory Donald Whitaker on July 16, 1990 in Fairfax, Virginia...parents: Richard and Doneen Whitaker...high school coach: Doug Craig.

Year	GP	GS	Min	Avg	FG	FGA	Pct	3FG	FGA	Pct	FT	FTA	Pct	Off	Def	Tot	Avg	PF	FO	A	TO	Blk	Stl	Pts	Avg
2010-11	2	0	5	2.5	0	0	.000	0	0	.000	2	2	1.000	0	1	1	0.5	0	0	0	0	0	0	2	1.0
<b>TOTAL</b>	<b>2</b>	<b>0</b>	<b>5</b>	<b>2.5</b>	<b>0</b>	<b>0</b>	<b>.000</b>	<b>0</b>	<b>0</b>	<b>.000</b>	<b>2</b>	<b>2</b>	<b>1.000</b>	<b>0</b>	<b>1</b>	<b>1</b>	<b>0.5</b>	<b>0</b>	<b>0</b>	<b>0</b>	<b>0</b>	<b>0</b>	<b>0</b>	<b>2</b>	<b>1.0</b>



# 2011-12 BIOS



**BEN SIMONS**  
FORWARD, 6-8, JUNIOR  
CADILLAC, MICH.  
(CADILLAC)



Sharp-shooting junior who has emerged as a team-leader and go-to player...chosen co-captain by his teammates along with Jordan Clarke...started the final 13 games of his freshman season (2009-10) and the final 15 of his sophomore campaign a year ago...has played in all 64 games in his two seasons (28 starts) and averages 7.0 points and 2.1 rebound per game...career numbers include 43.2 field-goal percentage (162-375), 37.6% from three-point range (79-210) and 87.5% from the free-throw line (42-48)...on Drake's four-game foreign tour of Australia and New Zealand in August 2011 averaged 17.5 points per game--second on the team--and 3.5 rebounds.

**2010-11 (Sophomore):** Played in all 31 games, including starts in the final 15 games of the season, and averaged 8.1 points and 2.0 rebounds per contest.

- Ranked seventh in the Missouri Valley Conference in field goal percentage (.480), connecting on 94 of 196 shots from the field.
- Ranked third in the MVC with a team-best 42% mark from three-point range (42-100).
- Led the team in free-throw percentage at .880 (22-25).
- Led the team in scoring three times, all in the second half of the season.
- High scoring game of 22 points came vs. Chicago State (12/23/10).
- Averaged 10.3 points per game in league play and 10.6 points per game over the final 21 games of the season.
- Scored in double figures 12 times, all in the final 21 games, and reached double-digits in 11 of the final 18 games and seven of the final 11.
- Season-high rebounding performance (8) came vs. Creighton (2/8).
- Made first start of the season Jan. 12 at Evansville and remained a permanent starter over the final 15 games.

**2009-10 (Freshman):** Appeared in 33 games, starting in the first 13 contests of the season, averaging 5.8 points and 2.1 rebounds per game.

- Reached double-figure scoring in seven games.
- Hit four three-point baskets in college starting debut vs. IUPUI, while collecting four steals and four assists.
- Followed with career-high 24 points vs. Iowa State, nailing four treys.
- Had 20 points and a career-high six rebounds vs. South Dakota, hitting seven of 10 shots.
- Scored 15 points at Indiana State, making career-high five three-point baskets.
- Came off bench to score 11 points in BracketBusters victory at Cal State Northridge.
- Made three of six three-point shots vs. San Diego State.

**High School:** Finished runner-up for 2009 Mr. Basketball in Michigan...named 2009 Associated Press Michigan Class B Player of the Year...averaged 29.4 points, 8.1 rebounds, 3.2 assists and 3.1 steals per game as senior...had two 44-point games and a pair of 38-point efforts...led Cadillac to a 17-4 record and No. 9 ranking in the final 2009 Michigan Class B poll...two-time first-team Michigan Class B all-state selection by the Detroit Free Press and the Basketball Coaches Association of Michigan...was a three-time first team All-Big North Conference performer who averaged 18.8 points, 8.0 rebounds, 3.7 blocked shots, 3.0 assists and 2.0 steals in 2007-08 while leading Cadillac to a 16-6 record...had 29 points vs. Traverse City Central while grabbing 15 rebounds vs. Mount Pleasant...was nominee for the 2009 McDonald's High School All-American game.

**Personal:** Business major...born Benjamin David Simons on Feb. 16, 1991 in Cadillac, Michigan...parents: David and Judy Simons...has brother: John (18)...high school coach: Jeff McDonald.

Year	GP	GS	Min	Avg	FG	FGA	Pct	3FG	FGA	Pct	FT	FTA	Pct	Off	Def	Tot	Avg	PF	FO	A	TO	Blk	Stl	Pts	Avg
2009-10	33	13	626	19.0	68	179	.380	37	110	.336	20	23	.870	13	57	70	2.1	28	0	24	21	5	14	193	5.8
2010-11	31	15	760	24.5	94	196	.480	42	100	.420	22	25	.880	8	54	62	2.0	35	0	36	35	3	12	252	8.1
<b>TOTALS</b>	<b>64</b>	<b>28</b>	<b>1386</b>	<b>21.7</b>	<b>162</b>	<b>375</b>	<b>.432</b>	<b>79</b>	<b>210</b>	<b>.376</b>	<b>42</b>	<b>48</b>	<b>.875</b>	<b>21</b>	<b>111</b>	<b>132</b>	<b>2.1</b>	<b>63</b>	<b>0</b>	<b>60</b>	<b>54</b>	<b>8</b>	<b>26</b>	<b>445</b>	<b>7.0</b>



# REECE UHLENHOPP

FORWARD, 6-8, JUNIOR  
URBANDALE, IOWA  
(URBANDALE)

40

Junior who provides quality depth in the post and reliable rebounding strength...has appeared in 61 games and started four through his first two seasons... recovering from stress fracture in his right foot that will sideline him in the early-going of the 2011-12 season.

- 2010-11 (Sophomore):** Appeared in all 31 games, including four starts, averaging 2.5 points and 2.1 rebounds per game.
- Four starts came in consecutive games at Eastern Michigan (12/8), vs. Boise State (12/12), vs. Iowa (12/18) and vs. Dartmouth (12/21).
  - His 14 three-pointers (on 38 attempts; 36.8%) were fifth-most on the team.
  - Established new career marks in scoring (8) and rebounding (9) vs. Chicago State (12/23) and Eastern Michigan (12/8), respectively.
  - Matched a career-high with two three-pointer in road win at Southern Illinois (2/2).

- 2009-10:** Played in 30 games and contributed 41 points (1.4 per game) and 32 rebounds (1.1) in 209 minutes (7.0).
- Collected a career-high four rebounds in season-best 20-minute playing stint at Illinois State.
  - Matched a career high with six points at Northern Iowa.
  - Scored six points at Iowa, making both three-point shots he attempted.
  - Made lone three-point shot vs. Creighton, while coming up with steal and blocked shot.

**High School:** Earned Iowa Class 4A first team all-state honors by the Iowa Newspaper Association in 2008-09 and second-team all-state by The Des Moines Register...was a third-team all-state choice in 2007-08 by the Iowa Newspaper Association...averaged 16.0 points and 9.8 rebounds as a senior, while guiding team to 18-6 record...was a first-team all-district choice who averaged 15.3 points and 5.0 rebounds, while shooting 57 percent from floor in 2007-08...helped lead Urbandale to 13-9 record in 2007-08, including its fourth straight Central Iowa Metropolitan League Central Division title...is the step-brother of former Drake women's basketball standout Jill Martin (2003-08) who was a three-time All-Missouri Valley Conference performer.

**Personal:** Accounting, Marketing and Management major...born Reece Bradley Uhlenhopp on Jan. 10, 1991 in Des Moines, Iowa...parents: Brad Uhlenhopp and Julie and Greg Martin...has brother: Chad (28) and sister: Jill (26)...high school coach: Brad Bjorkgren.

Year	GP	GS	Min	Avg	FG	FGA	Pct	3FG	FGA	Pct	FT	FTA	Pct	Off	Def	Tot	Avg	PF	FO	A	TO	Blk	Stl	Pts	Avg
2009-10	30	0	209	7.0	14	31	.452	7	16	.438	6	6	1.000	6	26	32	1.1	33	0	0	2	1	9	41	1.4
2010-11	31	4	384	12.4	25	73	.342	14	38	.368	10	13	.769	21	45	66	2.1	45	0	10	14	4	10	74	2.4
<b>TOTALS</b>	<b>61</b>	<b>4</b>	<b>593</b>	<b>9.7</b>	<b>39</b>	<b>101</b>	<b>.386</b>	<b>21</b>	<b>54</b>	<b>.388</b>	<b>16</b>	<b>19</b>	<b>.842</b>	<b>27</b>	<b>71</b>	<b>98</b>	<b>1.6</b>	<b>78</b>	<b>0</b>	<b>10</b>	<b>16</b>	<b>5</b>	<b>19</b>	<b>115</b>	<b>1.9</b>



# 2011-12 BIOS



## SETH VANDEEST CENTER, 6-11, JUNIOR BETTENDORF, IOWA (BETTENDORF)



Key component of strong junior class that forms the nucleus of Drake's experienced and talented roster. VanDeest has played in 62 games (all starts) in his first two seasons and averages 8.6 points and 4.3 rebounds per game...underwent shoulder surgery in July 2011 that will keep him out of action at least through the early-going of the season.

**2010-11 (Sophomore):** Played in 29 games (all starts), averaging 8.8 points and 4.4 rebounds per game.

- Turned in 12 double-figure scoring efforts, including a career-best 26-point performance against Southern Utah (11/24) at the Great Alaska Shootout.
- Had seven games with seven or more rebounds.
- Posted first career double-double with 13-point, 10-rebound effort in home win over Boise State (12/12).
- Ranked 10th in the Missouri Valley Conference in free throw percentage (.770), finished seventh in free throw percentage in league-only games (.807).
- Led the squad in rebounding and assists a team-high eight times, while pacing the squad in scoring six times.
- Member of Global Sports Academy All-Star basketball team that traveled through Europe in August 2010.

**2009-10 (Freshman):** Named to Missouri Valley Conference All-Freshman Team, VanDeest started all 33 games at center, averaging 8.5 points and 4.2 rebounds while shooting 48.8 percent.

- Ranked second in the MVC in blocked shots with a Drake freshman single-season school-record 45 (1.4 avg.).
- Two-time MVC Newcomer of Week, earning honor Feb. 1 after averaging 14.5 points, 4.5 rebounds and 2.5 blocked shots in two games; as well as Feb. 22 after averaging 13.5 points, while shooting 62.5 percent from the floor in wins vs. Southern Illinois and Cal State Northridge.
- Set Drake freshman single-season free throws record (80), and ranked third on Drake freshman single-season scoring (279) and rebounding (139) chart.
- Scored in double figures in 11 games, while leading team in rebounding eight times.
- Had 20 points, and tied a career high with four blocks in win vs. Creighton. Also had career-high four blocked shots at Wichita State and at Evansville.
- Named to Drake Invitational All-Tournament team after making nine of 11 shots en route to career-high 21 points vs. Binghamton. Also named to Hy-Vee Classic All-Tournament team after averaging 11.5 points and 4.5 rebounds.
- Blocked two shots against UNI's 7-foot center Jordan Eglseider in opening three minutes of road game.
- Had career-high nine rebounds vs. Bradley.
- Scored 17 points at Wichita State and had 15 points vs. SIU Edwardsville and Iowa.
- Collected 10 points, five rebounds and two blocked shots in college starting debut vs. IUPUI.

**High School:** Earned first-team Iowa Class 4A all-state honors by The *Des Moines Register*, *Iowa Newspaper Association* and *IowaPreps.com*...led Bettendorf High to a fourth-place finish in the 2009 Iowa Class 4A state tournament...averaged 17.2 points, 8.2 rebounds and 3.1 blocked shots as a senior while helping team post a 21-5 mark...named Mississippi Valley Conference Player of the Year...also named captain of 2009 Quad Cities All-Metro team...guided Bettendorf to a 19-4 record including a second-place conference finish in 2008...earned second team all-league honors as junior...averaged 8.0 points and 5.0 rebounds, while shooting 58 percent from the floor in 2007-08.

**Personal:** Business major...born Seth James VanDeest on May 18, 1991 in Davenport, Iowa...parents: Lance and Denise VanDeest...has sister, Jayme (16)...high school coach: Kevin Skillett.

Year	GP	GS	Min	Avg	FG	FGA	Pct	3FG	FGA	Pct	FT	FTA	Pct	Off	Def	Tot	Avg	PF	FO	A	TO	Blk	Stl	Pts	Avg
2009-10	33	33	800	24.2	98	201	.488	3	12	.250	80	110	.727	38	101	139	4.2	104	3	31	34	45	12	279	8.5
2010-11	29	29	701	24.2	83	158	.525	1	4	.250	87	113	.770	37	92	129	4.4	71	1	44	38	18	15	254	8.8
<b>TOTALS</b>	<b>62</b>	<b>62</b>	<b>1501</b>	<b>24.2</b>	<b>181</b>	<b>359</b>	<b>.504</b>	<b>4</b>	<b>16</b>	<b>.250</b>	<b>167</b>	<b>223</b>	<b>.749</b>	<b>75</b>	<b>193</b>	<b>268</b>	<b>4.3</b>	<b>175</b>	<b>4</b>	<b>75</b>	<b>72</b>	<b>63</b>	<b>27</b>	<b>533</b>	<b>8.6</b>

# THE VALLEY

MISSOURI VALLEY CONFERENCE

## 2011-12 MVC TV NETWORK PACKAGE

**ESPN**  
**ESPN2**  
**ESPN3**

**FSMIDWEST**  
**FSINDIANA**  
**FSKANSASCITY**

**Comcast**  
**SPORTSNET**  
**CGBS SPORTS**



### NOVEMBER

S	M	T	W	T	F	S
		1	2	3	4	5
6	7	8	9	10	11	12
13	14	15-TV UNI @ ST. MARY'S (MBB)	16-TV INDIANA @ UE (MBB)	17-TV WSU @ PR TIP-OFF (MBB)	18	19
20-TV WSU @ PR TIP-OFF (MBB)	21	22	23	24-TV INS @ OLD SPICE (MBB)	25-TV INS @ OLD SPICE (MBB)	26
27-TV INS @ OLD SPICE (MBB)	28	29	30			

### DECEMBER

S	M	T	W	T	F	S
				1	2	3
4	5	6-TV UE @ UNC (MBB)	7-TV OKLAHOMA ST. @ MSU (MBB)	8	9	10
11	12	13	14	15	16	17
18	19	20	21	22-TV SIU @ DIAMOND HEAD (MBB)	23-TV SIU @ DIAMOND HEAD (MBB)	24
25-TV SIU @ DIAMOND HEAD (MBB)	26	27	28-TV MSU @ CU (MBB)	29-TV SIU @ UE (MBB)	30	31-TV CU @ WSU (MBB)

### JANUARY

S	M	T	W	T	F	S
1-TV ILS @ SIU UE @ UNI (MBB)	2	3	4	5	6-TV ILS @ INS (WBB)	7
8	9	10-TV UNI @ CU (MBB)	11	12	13-TV MSU @ UNI CU @ ILS (MBB)	14
15-TV UNI @ BU WSU @ INS (MBB)	16	17	18-TV INS @ ILS (MBB)	19	20-TV BU @ UNI (WBB)	21-TV INS @ CU (MBB)
22-TV DU @ UNI (MBB)	23	24	25-TV UE @ WSU (MBB)	26	27-TV UNI @ CU (WBB)	28-TV UNI @ MSU WSU @ DU (MBB)
29-TV INS @ UE (MBB)	30	31				

### FEBRUARY

S	M	T	W	T	F	S
			1-TV DU @ INS (MBB)	2	3	4-TV CU @ UNI INS @ WSU (MBB)
5	6	7	8-TV UNI @ WSU MSU @ SIU (MBB)	9	10-TV WSU @ MSU (WBB)	11-TV WSU @ CU (MBB)
12-TV BU @ MSU (MBB) DU @ UE (WBB) UE @ DU (MBB)	13	14	15-TV DU @ BU (MBB)	16	17-TV SEARS BRACKETBUSTERS (MBB)	18-TV SEARS BRACKETBUSTERS (MBB)
19-TV SEARS BRACKETBUSTERS (MBB)	20	21-TV UE @ CU (MBB)	22	23	24-TV WILDCARD (WBB)	25-TV WILDCARD (MBB)
26-TV WILDCARD (WBB)	27	28	29			

### MARCH

S	M	T	W	T	F	S
				1-TV	2-TV	3-TV
				STATE FARM MVC MEN'S BASKETBALL CHAMPIONSHIP		
4-TV STATE FARM MVC MBB CHAMPIONSHIP	5	6	7	8	9	10-TV
				STATE FARM MVC WOMEN'S BASKETBALL CHAMPIONSHIP		
11-TV STATE FARM MVC WBB CHAMPIONSHIP	12	13	14	15	16	17
18	19	20	21	22	23	24
25	26	27	28	29	30	31

MVC-SPORTS.COM

f MISSOURIVALLEYCONFERENCE

t MVCSPORTS

CHECK YOUR LOCAL LISTINGS FOR START TIMES AND NETWORKS



1



2



4



5



9



11




10



# DRAKE ATHLETICS

- 1 The Drake football team won the first American football game on African soil, the inaugural Global Kilimanjaro Bowl, 17-7 over Mexico's CONADEIP All-Stars last May. Following the game, both teams scaled Mount Kilimanjaro, the tallest peak in Africa.
- 2 Last April's Drake Relays, the 102nd overall, broke records on the Blue Oval and in the Stands. A total of 14 records were set during competition, while Saturday's crowd of 14,504 was the event's 46th-consecutive Saturday sellout. See page 10 for more on America's Athletic Classic.
- 3 First-year head coach Evan Austin won MVC Coach of the Year accolades, while Senior Mauricio Ballivian took home his second-straight MVC Player of the Year trophy to lead the Drake men's tennis team to a Valley Championship and the program's fifth NCAA appearance.
- 4 The 2010 volleyball team opened the season 14-0, tying for the best non-conference record in the nation.
- 5 Freshman Rayvonte Rice set Drake freshman records for points (428) and rebounds (149), becoming the first Drake rookie since Josh Young to earn a spot on the MVC All-Freshman team.
- 6 Former Drake kicker Billy Cundiff tied an NFL record with 40 touchbacks as a member of the Baltimore Ravens and was voted to the 2011 Pro Bowl.



- 7 Senior pitchers Brynne Dordel and Jenna DeLong led Drake to the MVC softball Championship game. DeLong earned MVC Pitcher of the Year accolades, while Dordel took home Academic All-America honors.
- 8 Senior Kristin Turk earned first-team All-MVC laurels for the Drake women's basketball team.
- 9 Sophomore Laura Moglestad was a first team All-Valley selection and earned All-Great Lakes Region honors for the Drake women's soccer team.
- 10 Crew coach Charlie DiSilvestro was presented with the prestigious Collegiate Coach of the Year honor by the Aberdeen Dad Vail Regatta in May.
- 11 Drake hosted the first of back-to-back NCAA Outdoor Track and Field Championships in June.
- 12 Former Drake golfer and 2007 Master's Champion Zach Johnson set a tournament record at the Crowne Plaza Invitational at Colonial, shooting 21-under for his seventh PGA Tour victory.
- 13 Junior Jon DeGrave earned honorable mention All-America honors in the 400-meter hurdles at the NCAA Outdoor Track and Field Championships. DeGrave became the first male athlete to qualify for the outdoor championships since 2000



**Principal Park**

Des Moines is home to the Chicago Cubs' AAA team, the Iowa Cubs.

**Court Avenue District**

A downtown entertainment hub with nightclubs and resta





# DES MOINES, IOWA



**D**es Moines plays a vital role in Drake's working, living and teaching environment. In 1881, community leaders worked to ensure that a new university would be located in their capital city. That university was Drake, and since the beginning, Des Moines and Drake have enjoyed a close partnership.

Des Moines is the political, financial, business and cultural center of the state of Iowa. The metropolitan area of over 400,000 people has enjoyed remarkable stability during uncertain economic times. Known as a major insurance center, the city contains the home offices of 60 insurance companies and houses more than 100 state, district or regional offices for other insurance carriers. The city's economic stability and high concentration of businesses prompted Forbes to name Des Moines America's top city for young professionals in 2011.

Des Moines also is one of the outstanding publishing centers of the United States. The Des Moines Register is one of the nation's most honored daily newspapers. Midwest Living, Metropolitan Home and Better Homes and Gardens are just a few of the well-known magazines published here.

Festivals and fairs are a big part of life in Des Moines. The Iowa State Fair is one of the nation's best known fairs. The city has its own celebrations, too, including the week-long, citywide Drake Relays Festival, Two Rivers Festival and World Food Festival. It is not surprising that more than 13,000 Drake alumni have chosen to live and work in the Des Moines area.

**The Iowa Events Center**

Features the sparkling Wells Fargo Arena which seats 16,500.

**Capitol Complex**

Located on the highest ground in Polk County.

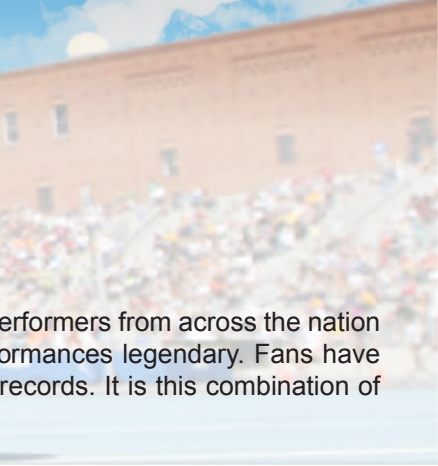





# THE DRAKE RELAYS

**F**or one weekend a year, the Drake Relays bring together Iowa's top high school athletes with the best collegiate and Olympic performers from around the world. Every April at historic Drake Stadium, the competition is fierce, the athletes spectacular and the performance is unmatched. Packed the stands for 102 runnings, witnessing the fall of 14 world records, 51 American records and 56 national collegiate records, the unmatched atmosphere and the spirit of competition that truly makes the Drake Relays America's Athletic Classic.





performers from across the nation  
performances legendary. Fans have  
records. It is this combination of





# THE MISSOURI VALLEY CONFERENCE

## AMERICA'S RENAISSANCE CONFERENCE



**F**rom its early beginning to its current standing on the map of college athletics, the Missouri Valley Conference continues to be proactive in its approach as it enters its 105th year in 2011-12. The nation's second-oldest NCAA Division I conference, a leader in college athletics and is one of the nation's most progressive conferences.





tics, the  
nters its  
nce is a

**T**he Missouri Valley Conference enters a new decade facing a rapidly changing environment in NCAA Division I athletics as conference expansion and realignment swept the nation in the summer of 2010. Although The Valley was untouched, the league will remain vigilant in monitoring changes or potential changes in other conferences that might impact membership, or present opportunities for expansion.

The Valley brand remains very strong, both regionally and nationally, and the great athletic tradition of The Valley remains a compelling force in recruiting student-athletes and in marketing all the MVC programs.

Men's basketball continues to be the engine that drives Valley athletic programs. With UNI's NCAA Sweet 16 appearance in 2010, the league has had four different Sweet 16 teams since 2006, and The Valley is the only non-BCS league with more than two different Sweet 16 teams in that span. The State Farm MVC Tournament continues to be a spectacular showcase for the league, and the MVC has extended the tournament agreement with the Scottrade Center that will keep Arch Madness in St. Louis through at least 2015. During the 2011 State Farm MVC Championship, the league surpassed 1 million in total attendance for the event, now in its 22nd year.

Last year, the league set a record with 12 post-season victories in men's basketball, as five different teams picked up at least one post-season win – a league first. Wichita State became the first MVC NIT champion since 1982, winning five games, including four against BCS-member schools.

While the success of men's basketball has received the greatest attention, the overall performance of league teams in virtually every sport continues to raise the national profile of the conference.

In women's basketball, five teams earned post-season berths, while 2011 marked the 12th-straight season that the Valley earned at least three post-season bids. UNI made its second consecutive NCAA Tournament trip after becoming just the fourth league team to win back-to-back State Farm MVC Tournament titles. The conference remains committed to keeping the tournament at a neutral site at the Family Arena in St. Charles as establishing a neutral site remains a huge part of the overall efforts to improve women's basketball in The Valley.

In volleyball, a league-high four teams were invited to the 2010 NCAA Volleyball Championship, marking the fifth-straight year that multiple teams were invited to the Dance. UNI finished the season ranked No. 14, following its second straight perfect 18-0 conference season.

In track & field, the league picked up two more national championships as Indiana State's Felisha Johnson won the weight throw at the indoor meet, while Illinois State's Tim Johnson was the national champion in the javelin at the outdoor meet. It marks the sixth NCAA meet in a row that the MVC has earned an individual national title in track & field. The MVC has now produced 10 national champions in the sport in the past five years.

Meanwhile, the success of The Valley television package is one of the great stories in the league. The MVC Television Network has blossomed into a revenue-generating vehicle and The Valley's most visible marketing tool. Also, The Valley is making video-streaming a major focus as it enters the third year of a three-year plan to upgrade the production and marketing of both institutionally-produced and conference-produced webcasts.

The seeds for the creation of the conference were planted by eight administrators representing five institutions, who met at the Midland Hotel in Kansas City, Mo., on Jan. 12, 1907. The five schools which formed the Missouri Valley Intercollegiate Athletic Association were Washington University of St. Louis, and the state universities of Iowa, Kansas, Missouri and Nebraska. Two months after the initial meeting, two more schools -- Drake University and Iowa State College -- were admitted.

In the fall of 1907, basketball became the first competitive sport. Today, the Missouri Valley Conference sponsors the following sports: baseball, men's and women's basketball, men's and women's cross country and track & field (indoor and outdoor), men's and women's golf, men's and women's soccer, softball, women's swimming and diving, men's and women's tennis, and women's volleyball.

This season, the league will conduct its 101st outdoor track and field championship, its 94th tennis championship, its 58th baseball tournament, and its 74th golf championship for the men. Those programs, plus other current sponsored sports of cross country (53 years), indoor track (45), soccer (21) and swimming and diving (18), have helped solidify The Valley as one of the nation's most respected conferences.





# FACILITIES

**D**rake strives for the best in athletic facilities and continues its mission to provide the highest level of amenity for our student-athletes and fans in the Valley Conference. Recent improvements to the Knapp Center, Ron Buel Field and the Roger Knapp Tennis Center are a testament to Drake's dedication to the student-athlete and fan experience.

## DRAKE STADIUM





Activities in the Missouri  
Tennis Center reinforce



## COWNIE SOCCER COMPLEX

The Roger Knapp Tennis Center was updated during the summer of 2011. The facility now boasts completely new wooden lockers and new carpet. Both the indoor and outdoor courts received new mats and pads and the entire building was given a new color scheme.




## ROGER KNAPP TENNIS CENTER

A new Daktronics scoreboard was installed in right-center at Ron Buel Field in April, 2011, adding visual flair to Drake's already-great softball facility. The board features a stylish arched design and a Daktronics ribbon board at its heart. The new scoreboard was made possible by a generous gift from the field's namesake, Ron Buel.



## RON BUEL FIELD





# THE DRAKE KNAPP CENTER

**T**he Knapp Center, already a premier Division-I facility, recently went through many upgrades, including the installation of new LED scorer's table and video boards, the best lighting system in college basketball and, most notably, the addition of Ron Pearson Court.

After a generous donation from Hy-Vee, Drake officials unveiled the new "Ron Pearson Court" to the public on Sept. 18, 2010. The court, which was repainted over the summer to feature the Hy-Vee logo on the floor and the designation "Ron Pearson Court" on both end lines, is named for the former Hy-Vee CEO and Drake alum.

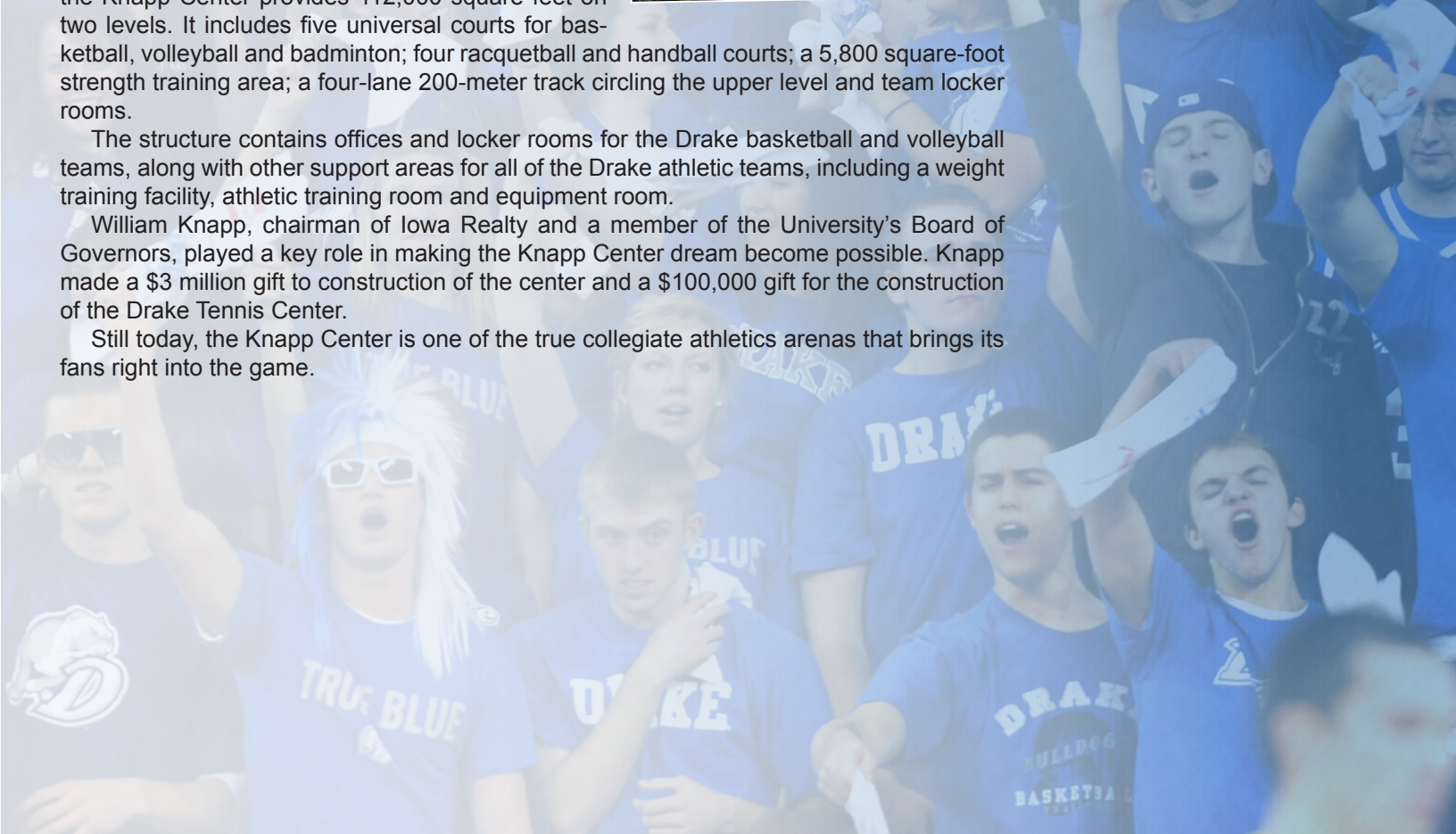
The Knapp Center also received an aesthetic upgrade in the spring of 2011. New graphics adorn the walls of the facility and fresh colors from floor to ceiling greet the eyes of fans. In addition, the MVC's instant replay project outfitted the building with a cutting-edge replay system that will capture every moment of every game.

Many have praised the Knapp Center for its excellent design and versatility. Boasting a seating capacity of 7,152 that puts the fans right on the court, the Knapp Center provides 112,000 square feet on two levels. It includes five universal courts for basketball, volleyball and badminton; four racquetball and handball courts; a 5,800 square-foot strength training area; a four-lane 200-meter track circling the upper level and team locker rooms.

The structure contains offices and locker rooms for the Drake basketball and volleyball teams, along with other support areas for all of the Drake athletic teams, including a weight training facility, athletic training room and equipment room.

William Knapp, chairman of Iowa Realty and a member of the University's Board of Governors, played a key role in making the Knapp Center dream become possible. Knapp made a \$3 million gift to construction of the center and a \$100,000 gift for the construction of the Drake Tennis Center.

Still today, the Knapp Center is one of the true collegiate athletics arenas that brings its fans right into the game.







The Drake student section during the Creighton Whiteout



# STUNNING LOCKER ROOMS

Facilities plan an important role in helping today's student-athlete enjoy his collegiate experience and develop his potential to its fullest. The facilities available to the members of the Drake basketball program are the best in the Missouri Valley Conference and compare with the nation's finest.

The men's basketball team also has a home away from home in its sparkling locker room, which was built in the summer of 2002 through the generosity of Jim and Lois Berens.

The basketball locker room has wall-to-wall carpeting complete with two sofas and chairs. A flat-screen, HDTV, complete with state-of-the-art sound system, is available to the players for personal use as well as during game preparation.

There is a players' lounge with a team meeting area adjacent to the individual lockers. The lounge, which is always open, offers players their own space to relax.

Each Drake player has his own private cubicle with ample storage space for all of his provided gear. Connected to this area are showers and rest room facilities.







# 2010-11 SEASON STATS

**RECORD: 13-18**

(Home: 10-5; Away: 2-10; Neutral: 1-3)

**NON-CONFERENCE: 6-7**

(Home: 4-2; Away: 1-2; Neutral: 1-3)

**MVC: 7-11**

(Home: 6-3; Away: 1-8)

No. Player	GP	GS	Min	Avg	TOTAL			3-PTS			FT	FTA	Pct	REBOUNDS			PF	FO	A	TO	Blk	Stl	Pts	Avg	
					FG	FGA	Pct	3FG	FGA	Pct				Off	Def	Tot									Avg
24 Rice, Rayvonte	31	31	934	30.1	143	356	.402	39	132	.295	103	148	.696	37	112	149	4.8	84	1	51	61	26	42	428	13.8
Conference-Only...	18	18	555	30.8	79	205	.385	23	79	.291	62	91	.681	17	77	94	5.2	49	0	24	33	15	24	243	13.5
10 Wedel, Ryan	31	31	933	30.1	113	266	.425	71	176	.403	42	51	.824	7	66	73	2.4	53	1	61	45	1	16	339	10.9
Conference-Only...	18	18	535	29.7	60	146	.411	35	86	.407	25	27	.926	5	30	35	1.9	33	0	36	27	1	5	180	10.0
45 VanDeest, Seth	29	29	701	24.2	83	158	.525	1	4	.250	87	113	.770	37	92	129	4.4	71	1	44	38	18	15	254	8.8
Conference-Only...	16	16	392	24.5	42	86	.488	0	2	.000	46	57	.807	17	50	67	4.2	39	1	23	26	7	10	130	8.1
34 Simons, Ben	31	15	760	24.5	94	196	.480	42	100	.420	22	25	.880	8	54	62	2.0	35	0	36	35	3	12	252	8.1
Conference-Only...	18	13	525	29.2	69	142	.486	29	70	.414	19	22	.864	5	45	50	2.8	24	0	28	24	2	10	186	10.3
2 Hawley, Aaron	30	4	484	16.1	63	159	.396	24	73	.329	24	31	.774	19	50	69	2.3	43	0	12	23	3	17	174	5.8
Conference-Only...	17	0	252	14.8	34	79	.430	12	34	.353	7	11	.636	6	23	29	1.7	18	0	6	11	2	7	87	5.1
3 Alexander, Kurt	31	6	570	18.4	57	150	.380	6	17	.353	54	73	.740	4	39	43	1.4	53	1	53	55	1	15	174	5.6
Conference-Only...	18	5	357	19.8	32	84	.381	5	10	.500	41	55	.745	2	21	23	1.3	32	1	27	26	1	6	110	6.1
1 Clarke, Jordan	19	17	394	20.7	35	90	.389	1	8	.125	30	61	.492	43	47	90	4.7	62	3	25	30	5	25	101	5.3
Conference-Only...	14	13	302	21.6	29	68	.426	1	5	.200	24	48	.500	32	32	64	4.6	45	3	15	22	4	18	83	5.9
22 Woods, Kraidon	30	8	488	16.3	48	76	.632	0	0	.000	21	59	.356	34	88	122	4.1	63	1	13	28	25	5	117	3.9
Conference-Only...	18	7	316	17.6	27	43	.628	0	0	.000	17	44	.386	16	56	72	4.0	39	1	8	17	12	2	71	3.9
13 Wiseler, Frank	13	10	267	20.5	11	40	.275	4	16	.250	13	16	.813	3	14	17	1.3	32	3	29	16	0	11	39	3.0
Conference-Only...	3	0	36	12.0	2	7	.286	1	4	.250	2	2	1.000	0	3	3	1.0	7	1	4	4	0	1	7	2.3
40 Uhlenhopp, Reece	31	4	384	12.4	25	73	.342	14	38	.368	10	13	.769	21	45	66	2.1	45	0	10	14	4	10	74	2.4
Conference-Only...	18	0	195	10.8	12	33	.364	8	20	.400	3	6	.500	10	16	26	1.4	22	0	4	4	1	4	35	1.9
14 Jeffers, Jeremy	7	0	65	9.3	3	19	.158	1	7	.143	4	7	.571	0	4	4	0.6	4	0	3	7	0	1	11	1.6
Conference-Only...	0	0	0	0.0	0	0	.000	0	0	.000	0	0	.000	0	0	0	0.0	0	0	0	0	0	0	0	0.0
32 Whitaker, Greg	2	0	5	2.5	0	0	.000	0	0	.000	2	2	1.000	0	1	1	0.5	0	0	0	0	0	0	2	1.0
Conference-Only...	1	0	1	1.0	0	0	.000	0	0	.000	0	0	.000	0	0	0	0.0	0	0	0	0	0	0	0	0.0
25 Smith, David	26	0	177	6.8	8	17	.471	0	0	.000	8	12	.667	2	17	19	0.7	14	0	19	15	1	3	24	0.9
Conference-Only...	16	0	114	7.1	7	13	.538	0	0	.000	6	10	.600	2	13	15	0.9	9	0	12	7	1	2	20	1.3
21 Parker, Cory	18	0	63	3.5	4	8	.500	0	2	.000	0	2	.000	2	4	6	0.3	9	0	3	2	0	3	8	0.4
Conference-Only...	10	0	45	4.5	1	4	.250	0	1	.000	0	1	.000	1	3	4	0.4	5	0	2	1	0	1	2	0.2
TM Team.....														30	51	81	2.6				8			0	
Conference-Only...														20	28	48	2.7				4			0	
Total.....	31				687	1608	.427	203	573	.354	420	613	.685	247	684	931	30.0	568	11	359	377	87	175	1997	64.4
Conference-Only...	18				394	910	.433	114	311	.367	252	374	.674	133	397	530	29.4	322	7	189	206	46	90	1154	64.1
Opponents.....	31				748	1664	.450	172	525	.328	432	602	.718	315	788	1103	35.6	576	9	391	409	74	202	2100	67.7
Conference-Only...	18				438	964	.454	101	311	.325	246	321	.766	169	456	625	34.7	338	1	229	227	40	112	1223	67.9

SCORE BY PERIODS:	1st	2nd	OT	Total
Drake	920	1071	6	1997
Opponents	968	1124	8	2100

DEADBALL REBOUNDS:	OFF	DEF	TOTAL
Drake	71	12	83
Opponents	75	8	83

# 2010-11 SEASON STATS

## GAME-BY-GAME RESULTS

Date	Opponent	W/L	Score	Attend.
11/13/10	TEXAS SOUTHERN	W	60-46	3661
11/17/10	at Iowa State	L	43-91	12988
11/24/10	vs Southern Utah	W	78-59	4594
11/26/10	vs St. John's	L	39-82	4976
11/27/10	vs Weber State	L	81-82	5404
12/01/10	at Colorado State	L	67-78	2215
12/08/10	at Eastern Michigan	W	58-54	693
12/12/10	BOISE STATE	W	72-69	3467
12/18/10	IOWA	L	52-59	6671
12/21/10	DARTMOUTH	L	59-67	3358
12/23/10	CHICAGO STATE	W	102-51	3802
* 12/29/10	SOUTHERN ILLINOIS	W	69-55	3619
* 01/01/11	at Creighton	L	57-73	15271
* 01/04/11	at Wichita State	L	63-82	10506
* 01/07/11	BRADLEY	W	64-58	3827
* 01/09/11	INDIANA STATE	L	57-62	3432
* 01/12/11	at Evansville	L	51-67	3118
* 01/15/11	WICHITA STATE	L	54-68	3872
* 01/18/11	ILLINOIS STATE	W	76-68	3748
* 01/22/11	at Northern Iowa	L	49-69	6971
* 01/25/11	MISSOURI STATE	L	70-73	4197
* 01/30/11	at Illinois State	LOT	75-77	5016
* 02/02/11	at Southern Illinois	W	65-44	3205
* 02/05/11	NORTHERN IOWA	W	72-69	6352
* 02/08/11	CREIGHTON	W	67-64	4552
* 02/12/11	at Indiana State	L	63-75	10200
* 02/15/11	at Missouri State	L	51-60	7211
02/19/11	DETROIT	W	84-76	4570
* 02/23/11	EVANSVILLE	W	87-69	4328
* 02/26/11	at Bradley	L	64-90	9720
03/03/11	vs Bradley	L	48-63	6675

## TEAM STATISTICS

CATEGORY	DU	OPP		
SCORING	1997	2100		
Points per game	64.4	67.7		
Scoring margin	-3.3	-		
FIELD GOALS-ATT	687-1608	748-1664		
Field goal pct	.427	.450		
3 POINT FG-ATT	203-573	172-525		
3-point FG pct	.354	.328		
3-pt FG made per game	6.5	5.5		
FREE THROWS-ATT	420-613	432-602		
Free throw pct	.685	.718		
F-Throws made per game	13.5	13.9		
REBOUNDS	931	1103		
Rebounds per game	30.0	35.6		
Rebounding margin	-5.5	-		
ASSISTS	359	391		
Assists per game	11.6	12.6		
TURNOVERS	377	409		
Turnovers per game	12.2	13.2		
Turnover margin	+1.0	-		
Assist/turnover ratio	1.0	1.0		
STEALS	175	202		
Steals per game	5.6	6.5		
BLOCKS	87	74		
Blocks per game	2.8	2.4		
ATTENDANCE	63456	108763		
Home games-Avg/Game	15-4230	12-7260		
Neutral site-Avg/Game	-	4-5412		
<b>SCORE BY PERIODS:</b>	<b>1st</b>	<b>2nd</b>	<b>OT</b>	<b>Total</b>
Drake	920	1071	6	1997
Opponents	968	1124	8	2100

## INDIVIDUAL POINTS-REBOUNDS-ASSISTS

OPPONENT	Clarke	Hawley	Alexander	Wedel	Wiseler	Jeffers	Parker	Woods	Rice	Smith	Whitaker	Simons	Uhlenhopp	VanDeest
TEXAS SOUTHERN	4-6-1	15-3-1	2-2-1	20-2-3	1-1-4	0-1-0	0-0-0	DNP	6-2-2	0-0-0	DNP	0-1-2	0-2-0	12-9-2
Iowa State	5-8-0	5-1-0	8-4-0	5-1-1	5-1-2	3-2-1	DNP	0-2-0	8-5-2	0-1-0	DNP	0-0-0	0-4-0	4-2-1
Southern Utah	DNP	11-4-1	0-0-3	5-1-3	4-4-2	3-0-1	0-0-0	6-2-0	15-10-3	0-0-0	DNP	5-0-1	3-0-0	26-7-1
St. John's	DNP	10-5-0	2-3-0	6-1-1	0-0-1	3-1-1	0-0-0	0-2-0	10-3-1	0-1-1	DNP	3-2-1	0-1-0	5-2-1
Weber State	DNP	15-6-1	0-0-4	17-1-3	7-2-3	DNP	DNP	4-4-1	21-5-6	0-1-0	DNP	3-1-0	5-2-0	9-4-0
Colorado State	DNP	2-7-0	6-2-1	16-4-1	2-2-2	2-0-0	0-0-0	2-1-0	14-1-4	DNP	DNP	5-1-0	3-3-0	15-3-0
Eastern Michigan	DNP	0-0-0	2-1-0	10-1-0	8-1-3	0-0-0	0-0-0	5-4-1	13-3-1	DNP	DNP	0-0-0	7-9-0	13-6-3
BOISE STATE	DNP	12-1-0	10-1-2	13-3-1	5-1-3	0-0-0	0-0-0	0-2-0	11-1-3	0-0-1	DNP	4-1-0	4-4-1	13-10-4
IOWA	DNP	4-3-0	6-2-1	14-2-4	0-0-2	DNP	DNP	3-2-0	14-4-1	DNP	DNP	5-1-0	4-6-0	2-6-4
DARTMOUTH	DNP	4-0-0	0-1-0	17-6-3	0-2-3	DNP	DNP	6-8-1	15-4-1	0-0-2	DNP	5-1-1	3-4-2	9-3-1
CHICAGO STATE	0-1-1	4-6-3	12-2-8	11-5-2	DNP	DNP	6-2-1	2-4-1	23-7-1	2-1-3	2-1-0	22-3-0	8-3-2	10-8-3
SOUTHERN ILLINOIS	DNP	3-2-0	8-0-3	16-2-1	7-1-1	DNP	0-1-0	1-9-1	16-6-0	0-1-1	DNP	8-4-0	0-4-0	10-2-0
Creighton	DNP	3-2-0	12-0-1	3-1-0	0-1-0	DNP	DNP	9-4-1	7-6-2	3-1-2	DNP	8-1-0	3-0-0	9-4-4
Wichita State	DNP	8-2-0	11-4-0	3-1-1	0-1-3	DNP	0-1-1	0-3-0	17-4-0	1-2-1	DNP	11-4-2	0-2-0	12-7-2
BRADLEY	DNP	10-2-0	5-0-2	3-1-1	DNP	DNP	DNP	4-7-1	12-8-3	2-2-0	DNP	11-0-1	0-1-0	17-5-4
INDIANA STATE	4-4-0	6-2-0	6-0-4	17-3-1	DNP	DNP	DNP	1-5-0	12-5-1	1-2-1	DNP	6-0-0	0-0-0	4-1-1
Evansville	6-3-0	7-2-1	2-2-1	2-0-2	DNP	DNP	0-0-0	3-3-0	8-7-1	0-2-3	DNP	11-5-1	2-2-0	10-5-0
WICHITA STATE	4-1-1	3-0-0	2-1-1	7-0-0	DNP	DNP	DNP	5-5-1	11-3-0	7-1-0	DNP	10-2-1	0-1-0	5-4-2
ILLINOIS STATE	6-2-4	9-1-0	2-0-0	22-3-3	DNP	DNP	2-0-0	7-7-0	17-8-0	0-1-1	DNP	8-3-3	3-0-0	DNP
Northern Iowa	8-5-1	5-1-1	1-2-0	5-0-2	DNP	DNP	0-0-0	2-3-0	10-2-4	0-0-0	DNP	8-2-1	0-0-1	10-6-2
MISSOURI STATE	3-6-0	5-2-1	13-2-4	21-2-3	DNP	DNP	0-1-0	5-0-0	7-5-1	0-0-0	DNP	12-2-2	0-0-0	4-3-0
Illinois State	7-3-0	DNP	7-2-2	7-6-2	DNP	DNP	0-1-0	10-9-0	17-6-2	0-1-0	DNP	18-3-2	7-2-1	2-0-0
Southern Illinois	0-11-0	8-0-2	3-1-0	9-3-7	DNP	DNP	0-0-0	1-3-1	23-3-2	0-0-0	DNP	15-5-4	6-3-0	DNP
NORTHERN IOWA	7-7-2	6-2-1	6-1-1	10-1-1	DNP	DNP	DNP	5-1-0	19-4-2	2-1-1	DNP	12-2-3	5-5-0	0-2-0
CREIGHTON	8-3-1	0-0-0	3-2-0	4-1-2	DNP	DNP	0-0-0	2-2-0	16-6-0	DNP	DNP	18-8-3	4-0-0	12-4-1
Indiana State	5-4-2	2-3-0	4-1-3	14-6-1	DNP	DNP	DNP	2-2-0	9-3-3	0-0-0	DNP	10-3-1	0-1-1	17-5-0
Missouri State	8-5-1	4-3-0	2-0-0	6-4-4	DNP	DNP	DNP	0-3-2	17-9-0	DNP	DNP	6-2-1	0-1-0	8-4-1
DETROIT	6-5-6	5-2-0	10-1-4	14-5-2	DNP	DNP	0-0-0	13-6-1	22-3-3	0-0-0	DNP	10-1-3	2-0-1	2-0-1
EVANSVILLE	10-7-2	4-2-0	8-2-1	29-1-2	DNP	DNP	DNP	9-4-1	11-4-3	1-0-1	DNP	7-1-1	2-2-0	6-8-5
Bradley	7-3-1	4-3-0	15-3-4	2-0-3	DNP	DNP	0-0-1	5-2-0	14-5-0	3-1-1	0-0-0	7-3-2	3-2-1	4-7-1
Bradley	3-6-2	0-2-0	6-1-2	11-6-1	DNP	DNP	DNP	5-13-0	13-5-1	2-0-0	DNP	4-0-0	0-2-0	4-2-0



# GAME-BY-GAME STATS

Opponent	Date	Score	W/L	TOTAL			3-PTS			REBOUNDS			Avg	PF	A	TO	Blk	Stl	Pts	Avg			
				FG	FGA	Pct	3FG	FGA	Pct	FT	FTA	Pct									Off	Def	Tot
TEXAS SOUTHERN	11/13/10	60-46	W	20	58	.345	9	25	.360	11	16	.688	10	20	30	30.0	16	16	9	1	14	60	60.0
at Iowa State	11/17/10	43-91	L	13	58	.224	4	22	.182	13	20	.650	14	21	35	32.5	21	7	20	3	7	43	51.5
vs Southern Utah	11/24/10	78-59	W	26	58	.448	8	15	.533	18	25	.720	10	20	30	31.7	19	15	9	5	12	78	60.3
vs St. John's	11/26/10	39-82	L	13	49	.265	5	23	.217	8	15	.533	12	12	24	29.8	23	7	19	1	4	39	55.0
vs Weber State	11/27/10	81-82	L	31	54	.574	11	20	.550	8	13	.615	9	19	28	29.4	19	18	13	3	4	81	60.2
at Colorado State	12/01/10	67-78	L	25	57	.439	5	14	.357	12	20	.600	9	20	29	29.3	16	8	11	3	5	67	61.3
at Eastern Michigan	12/08/10	58-54	W	21	46	.457	3	11	.273	13	17	.765	3	25	28	29.1	21	8	8	1	8	58	60.9
BOISE STATE	12/12/10	72-69	W	26	49	.531	5	16	.313	15	20	.750	3	26	29	29.1	19	13	17	0	6	72	62.2
IOWA	12/18/10	52-59	L	20	51	.392	7	29	.241	5	8	.625	6	22	28	29.0	21	12	16	3	4	52	61.1
DARTMOUTH	12/21/10	59-67	L	23	52	.442	7	24	.292	6	15	.400	13	20	33	29.4	19	14	17	5	5	59	60.9
CHICAGO STATE	12/23/10	102-51	W	30	61	.492	15	28	.536	27	31	.871	11	34	45	30.8	21	25	7	4	8	102	64.6
SOUTHERN ILLINOIS	12/29/10	69-55	W	19	46	.413	9	18	.500	22	27	.815	8	29	37	31.3	20	7	19	4	6	69	65.0
at Creighton	01/01/11	57-73	L	21	59	.356	6	19	.316	9	16	.563	8	16	24	30.8	21	10	5	2	4	57	64.4
at Wichita State	01/04/11	63-82	L	26	55	.473	4	15	.267	7	14	.500	7	26	33	30.9	23	10	15	2	4	63	64.3
BRADLEY	01/07/11	64-58	W	21	50	.420	4	15	.267	18	25	.720	7	24	31	30.9	14	12	9	5	3	64	64.3
INDIANA STATE	01/09/11	57-62	L	20	47	.426	4	14	.286	13	19	.684	6	19	25	30.6	18	8	13	1	5	57	63.8
at Evansville	01/12/11	51-67	L	16	47	.340	4	19	.211	15	29	.517	8	23	31	30.6	19	9	12	6	6	51	63.1
WICHITA STATE	01/15/11	54-68	L	20	50	.400	4	12	.333	10	20	.500	5	15	20	30.0	15	6	10	4	2	54	62.6
ILLINOIS STATE	01/18/11	76-68	W	23	45	.511	11	18	.611	19	28	.679	5	25	30	30.0	19	11	16	5	5	76	63.3
at Northern Iowa	01/22/11	49-69	L	19	37	.514	5	15	.333	6	12	.500	4	19	23	29.7	12	12	19	2	2	49	62.5
MISSOURI STATE	01/25/11	70-73	L	24	52	.462	10	18	.556	12	18	.667	6	20	26	29.5	19	11	10	3	3	70	62.9
at Illinois State	01/30/11	75-77	Lot	25	55	.455	7	17	.412	18	27	.667	8	26	34	29.7	21	9	10	2	5	75	63.5
at Southern Illinois	02/02/11	65-44	W	23	51	.451	16	24	.667	3	6	.500	7	25	32	29.8	17	16	11	1	4	65	63.5
NORTHERN IOWA	02/05/11	72-69	W	26	53	.491	5	14	.357	15	21	.714	9	21	30	29.8	19	11	3	1	2	72	63.9
CREIGHTON	02/08/11	67-64	W	22	48	.458	4	12	.333	19	25	.760	7	22	29	29.8	17	7	10	1	10	67	64.0
at Indiana State	02/12/11	63-75	L	19	51	.373	4	14	.286	21	28	.750	11	21	32	29.8	22	11	8	1	6	63	64.0
at Missouri State	02/15/11	51-60	L	17	49	.347	4	23	.174	13	17	.765	6	25	31	29.9	15	9	14	2	12	51	63.5
DETROIT	02/19/11	84-76	W	28	50	.560	8	18	.444	20	24	.833	4	20	24	29.7	16	21	12	4	7	84	64.2
EVANSVILLE	02/23/11	87-69	W	30	53	.566	8	19	.421	19	22	.864	8	23	31	29.7	16	16	12	4	6	87	65.0
at Bradley	02/26/11	64-90	L	23	62	.371	5	25	.200	13	20	.650	13	18	31	29.8	15	14	10	0	5	64	65.0
vs Bradley	03/03/11	48-63	L	17	55	.309	2	17	.118	12	15	.800	10	28	38	30.0	15	6	13	8	1	48	64.4
Drake	1997		13	687	1608	.427	203	573	.354	420	613	.685	247	684	931	30.0	568	359	377	87	175	1997	64.4
Opponents	2100		18	748	1664	.450	172	525	.328	432	602	.718	315	788	1103	35.6	576	391	409	74	202	2100	67.7

# GAME-BY-GAME LEADERS

Opponent	Date	Score	WL	POINTS	REBOUNDS	ASSISTS	STEALS	BLOCKED SHOTS
TEXAS SOUTHERN	11/13/10	60-46	W	20-Wedel, Ryan	9-VanDeest, Seth	4-Wiseler, Frank	4-Clarke, Jordan	1-Hawley, Aaron
at Iowa State	11/17/10	43-91	L	8-Alexander/Rice	8-Clarke, Jordan	2-Rice/Wiseler	3-Wedel, Ryan	1-Simons/Uhlenhopp
vs Southern Utah	11/24/10	78-59	W	26-VanDeest, Seth	10-Rice, Rayvonte	3-Rice/Alexander/Wedel	3-Rice, Rayvonte	4-VanDeest, Seth
vs St. John's	11/26/10	39-82	L	10-Rice/Hawley	5-Hawley, Aaron	1-VanDeest/Rice/ Wiseler/Simons, Wedel/Jeffer	1-Wiseler/Woods/ Alexander/Rice	1-Woods, Kraidon
vs Weber State	11/27/10	81-82	L	21-Rice, Rayvonte	6-Hawley, Aaron	6-Rice, Rayvonte	2-Rice, Rayvonte	1-Uhlenhopp/Rice/Woods
at Colorado State	12/01/10	67-78	L	16-Wedel, Ryan	7-Hawley, Aaron	4-Rice, Rayvonte	2-Rice/Uhlenhopp	2-Rice, Rayvonte
at Eastern Michigan	12/08/10	58-54	W	13-VanDeest/Rice	9-Uhlenhopp, Reece	3-VanDeest/Wiseler	3-Hawley, Aaron	1-Rice, Rayvonte
BOISE STATE	12/12/10	72-69	W	13-VanDeest/Wedel	10-VanDeest, Seth	4-VanDeest, Seth	2-Uhlenhopp/Wedel	None
IOWA	12/18/10	52-59	L	14-Rice, Wedel	6-VanDeest/Uhlenhopp	4-Wedel/VanDeest	2-Alexander, Kurt	2-VanDeest, Seth
DARTMOUTH	12/21/10	59-67	L	17-Wedel, Ryan	8-Woods, Kraidon	3-Wiseler, Wedel	3-Wedel, Ryan	2-Woods, Kraidon
CHICAGO STATE	12/23/10	102-51	W	23-Rice, Rayvonte	8-VanDeest, Seth	8-Alexander, Kurt	2-Parker, Clarke	2-VanDeest, Seth
SOUTHERN ILLINOIS	12/29/10	69-55	W	16-Wedel, Rice	9-Woods, Kraidon	3-Alexander, Kurt	2-Uhlenhopp/Rice	2-Woods, Kraidon
at Creighton	01/01/11	57-73	L	12-Alexander, Kurt	6-Rice, Rayvonte	4-VanDeest, Seth	2-Rice, Rayvonte	2-Woods, Kraidon
at Wichita State	01/04/11	63-82	L	17-Rice, Rayvonte	7-VanDeest, Seth	3-Wiseler, Frank	2-Rice, Rayvonte	1-Smith/VanDeest
BRADLEY	01/07/11	64-58	W	17-VanDeest, Seth	8-Rice, Rayvonte	4-VanDeest, Seth	1-Hawley/Alexander/Rice	3-Rice, Rayvonte
INDIANA STATE	01/09/11	57-62	L	17-Wedel, Ryan	5-Woods, Rice	4-Alexander, Kurt	2-VanDeest, Seth	1-VanDeest, Seth
at Evansville	01/12/11	51-67	L	11-Simons, Ben	7-Rice, Rayvonte	3-Smith, David	2-Rice, Rayvonte	3-Woods, Kraidon
WICHITA STATE	01/15/11	54-68	L	11-Rice, Rayvonte	5-Woods, Kraidon	2-VanDeest, Seth	1-Hawley, Clarke	2-Rice, Rayvonte
ILLINOIS STATE	01/18/11	76-68	W	22-Wedel, Ryan	8-Rice, Rayvonte	4-Clarke, Jordan	2-Rice, Rayvonte	2-Rice/Woods
at Northern Iowa	01/22/11	49-69	L	10-VanDeest, Rice	6-VanDeest, Seth	4-Rice, Rayvonte	1-VanDeest/Rice	1-Uhlenhopp/Clarke
MISSOURI STATE	01/25/11	70-73	L	21-Wedel, Ryan	6-Clarke, Jordan	4-Alexander, Kurt	1-Clarke/Rice/Simons	1-Clarke/Rice
at Illinois State	01/30/11	75-77	LOT	18-Simons, Ben	9-Woods, Kraidon	2-Alexander/Wedel/Rice/ Simons	2-Rice, Rayvonte	1-Rice/Woods
at Southern Illinois	02/02/11	65-44	W	23-Rice, Rayvonte	11-Clarke, Jordan	7-Wedel, Ryan	2-Simons, Ben	1-Rice, Rayvonte
NORTHERN IOWA	02/05/11	72-69	W	19-Rice, Rayvonte	7-Clarke, Jordan	3-Simons, Ben	1-Clarke/VanDeest	1-Rice, Rayvonte
CREIGHTON	02/08/11	67-64	W	18-Simons, Ben	8-Simons, Ben	3-Simons, Ben	3-Clarke, Simons	1-Rice, Rayvonte
at Indiana State	02/12/11	63-75	L	17-VanDeest, Seth	6-Wedel, Ryan	3-Rice/Alexander	2-Rice/Clarke/Simons	1-Clarke, Jordan
at Missouri State	02/15/11	51-60	L	17-Rice, Rayvonte	9-Rice, Rayvonte	4-Wedel, Ryan	3-Rice/Clarke	1-Woods/Clarke
DETROIT	02/19/11	84-76	W	22-Rice, Rayvonte	6-Woods, Kraidon	6-Clarke, Jordan	3-Rice, Rayvonte	2-Rice, Rayvonte
EVANSVILLE	02/23/11	87-69	W	29-Wedel, Ryan	8-VanDeest, Seth	5-VanDeest, Seth	2-Rice/Clarke	2-Rice, Rayvonte
at Bradley	02/26/11	64-90	L	15-Alexander, Kurt	7-VanDeest, Seth	4-Alexander, Kurt	2-Clarke, Jordan	None
vs Bradley	03/03/11	48-63	L	13-Rice, Rayvonte	13-Woods, Kraidon	2-Alexander/Clarke	1-Hawley, Aaron	4-Rice, Rayvonte

# OPPONENT SEASON HIGHS/LOWS

## Drake - TEAM GAME HIGHS

POINTS	102	CHICAGO STATE (12/23/10)
FIELD GOALS MADE	31	vs Weber State (11/27/10)
FIELD GOAL ATTEMPTS	62	at Bradley (02/26/11)
FIELD GOAL PERCENTAGE	.574 (31-54)	vs Weber State (11/27/10)
3 PT FIELD GOALS MADE	16	at Southern Illinois (02/02/11)
3 PT FG ATTEMPTS	29	IOWA (12/18/10)
3 PT FG PERCENTAGE	.667 (16-24)	at Southern Illinois (02/02/11)
FREE THROWS MADE	27	CHICAGO STATE (12/23/10)
FREE THROW ATTEMPTS	31	CHICAGO STATE (12/23/10)
FREE THROW PERCENTAGE	.871 (27-31)	CHICAGO STATE (12/23/10)
REBOUNDS	45	CHICAGO STATE (12/23/10)
ASSISTS	25	CHICAGO STATE (12/23/10)
STEALS	14	TEXAS SOUTHERN (11/13/10)
BLOCKED SHOTS	8	vs Bradley (03/03/11)
TURNOVERS	20	at Iowa State (11/17/10)
FOULS	23	at Wichita State (01/04/11)
	23	vs St. John's (11/26/10)

## Opponent - GAME HIGHS

POINTS	91	at Iowa State (11/17/10)
FIELD GOALS MADE	36	at Bradley (02/26/11)
FIELD GOAL ATTEMPTS	65	at Iowa State (11/17/10)
FIELD GOAL PERCENTAGE	.632 (36-57)	at Bradley (02/26/11)
3 PT FIELD GOALS MADE	12	at Northern Iowa (01/22/11)
3 PT FG ATTEMPTS	25	at Iowa State (11/17/10)
3 PT FG PERCENTAGE	.556 (10-18)	vs Weber State (11/27/10)
FREE THROWS MADE	22	MISSOURI STATE (01/25/11)
	22	at Creighton (01/01/11)
FREE THROW ATTEMPTS	29	MISSOURI STATE (01/25/11)
	29	vs Southern Utah (11/24/10)
FREE THROW PERCENTAGE	.957 (22-23)	at Creighton (01/01/11)
REBOUNDS	48	at Iowa State (11/17/10)
ASSISTS	21	at Iowa State (11/17/10)
STEALS	11	ILLINOIS STATE (01/18/11)
	11	SOUTHERN ILLINOIS (12/29/10)
BLOCKED SHOTS	5	SOUTHERN ILLINOIS (12/29/10)
	5	at Iowa State (11/17/10)
TURNOVERS	22	TEXAS SOUTHERN (11/13/10)
FOULS	25	BRADLEY (01/07/11)

## Drake - GAME LOWS

POINTS	39	vs St. John's (11/26/10)
FIELD GOALS MADE	13	at Iowa State (11/17/10)
	13	vs St. John's (11/26/10)
FIELD GOAL ATTEMPTS	37	at Northern Iowa (01/22/11)
FIELD GOAL PERCENTAGE	.224 (13-58)	at Iowa State (11/17/10)
3 PT FIELD GOALS MADE	2	vs Bradley (03/03/11)
3 PT FG ATTEMPTS	11	at Eastern Michigan (12/08/10)
3 PT FG PERCENTAGE	.118 (2-17)	vs Bradley (03/03/11)
FREE THROWS MADE	3	at Southern Illinois (02/02/11)
FREE THROW ATTEMPTS	6	at Southern Illinois (02/02/11)
FREE THROW PERCENTAGE	.400 (6-15)	DARTMOUTH (12/21/10)
REBOUNDS	20	WICHITA STATE (01/15/11)
ASSISTS	6	WICHITA STATE (01/15/11)
	6	vs Bradley (03/03/11)
STEALS	1	vs Bradley (03/03/11)
BLOCKED SHOTS	0	BOISE STATE (12/12/10)
	0	at Bradley (02/26/11)
TURNOVERS	3	NORTHERN IOWA (02/05/11)
FOULS	12	at Northern Iowa (01/22/11)

## Opponent - GAME LOWS

POINTS	44	at Southern Illinois (02/02/11)
FIELD GOALS MADE	16	TEXAS SOUTHERN (11/13/10)
FIELD GOAL ATTEMPTS	41	TEXAS SOUTHERN (11/13/10)
FIELD GOAL PERCENTAGE	.322 (19-59)	SOUTHERN ILLINOIS (12/29/10)
3 PT FIELD GOALS MADE	0	at Southern Illinois (02/02/11)
3 PT FG ATTEMPTS	8	at Southern Illinois (02/02/11)
3 PT FG PERCENTAGE	.000 (0-8)	at Southern Illinois (02/02/11)
FREE THROWS MADE	4	vs Bradley (03/03/11)
FREE THROW ATTEMPTS	8	BRADLEY (01/07/11)
FREE THROW PERCENTAGE	.360 (9-25)	CHICAGO STATE (12/23/10)
REBOUNDS	20	EVANSVILLE (02/23/11)
ASSISTS	7	TEXAS SOUTHERN (11/13/10)
	7	NORTHERN IOWA (02/05/11)
STEALS	2	NORTHERN IOWA (02/05/11)
BLOCKED SHOTS	0	BOISE STATE (12/12/10)
	0	at Evansville (01/12/11)
	0	at Northern Iowa (01/22/11)
TURNOVERS	4	NORTHERN IOWA (02/05/11)
FOULS	9	at Southern Illinois (02/02/11)

## 100-POINT GAMES IN DRAKE HISTORY

Drake 162 vs. Grinnell 110, 12-11-02  
 Drake 130 vs. Missouri-Kansas City 73, 1-20-71  
 Drake 123 vs. Wisconsin-Platteville 71, 12-1-71  
 Drake 123 vs. Chicago State 95, 12-27-71  
 Drake 120 at Wichita State 94, 2-20-69  
 Drake 118 vs. Cal Poly-Pomona 79, 12-2-68  
 Drake 118 vs. Northeastern Illinois 95, 12-20-75  
 Drake 117 vs. Missouri-Kansas City 93, 12-4-79  
 Drake 116 vs. Augustana (S.D.) 83, 12-2-80  
 Drake 116 vs. Southern Illinois 91, 1-10-80  
 Drake 116 vs. Texas-Arlington 106, 12-22-79  
 Drake 115 vs. Chicago State 63, 12-4-72  
 Drake 115 vs. Los Angeles State 109, 12-13-69  
 Drake 114 vs. Iowa State 117 OT, 12-12-89  
 Drake 114 vs. Illinois College 61, 12-8-61  
 Drake 114 vs. Wisconsin-Whitewater 111, 12-4-74  
 Drake 114 vs. Wichita State 109, 1-16-79  
 Drake 113 vs. Bradley 78, 2-11-71  
 Drake 112 vs. Wisconsin-Superior 76, 1-5-80  
 Drake 112 vs. West Texas State 105, 1-22-80  
 Drake 111 vs. Tampa 73, 2-9-61  
 Drake 110 at Nebraska-Omaha 49, 2-21-61

Drake 110 vs. Illinois-Chicago 48, 12-9-61  
 Drake 110 vs. Northeastern Illinois 56, 12-14-74  
 Drake 110 at Tulsa 102, 3-1-75  
 Drake 109 vs. Wichita State 67, 2-28-94  
 Drake 109 vs. Memphis State 91, 12-16-78  
 Drake 108 vs. North Texas State 73, 1-5-61  
 Drake 108 vs. North Dakota State 81, 12-17-77  
 Drake 107 vs. Tulsa 87, 2-21-81  
 Drake 107 vs. North Dakota State 70, 12-1-60  
 Drake 107 vs. Wisconsin-Platteville 73, 12-1-70  
 Drake 106 vs. North Dakota State 70, 12-23-72  
 Drake 106 vs. Wisconsin-Platteville 80, 12-1-69  
 Drake 105 vs. Texas-San Antonio 99, 12-10-94  
 Drake 104 vs. Waldorf 51, 11-25-06  
 Drake 104 vs. St. Louis 65, 1-4-69  
 Drake 104 vs. North Carolina 84, 3-22-69 (NCAA Finals Cons.)  
 Drake 104 vs. West Texas State 78, 2-20-78  
 Drake 104 vs. Nebraska-Omaha 90, 12-1-79  
 Drake 104 vs. Wichita State 117, 2-18-80  
 Drake 103 at Texas 98, 12-10-74  
 Drake 103 vs. San Diego State 80, 1-8-77  
 Drake 103 vs. Creighton 54, 2-26-85

Drake 103 vs. St. Cloud State 68, 11-28-78  
 Drake 102 vs. Chicago State 51, 12-23-10  
 Drake 102 vs. Troy 90, 12-8-06  
 Drake 102 vs. Cornell (Iowa), 62, 11-30-05  
 Drake 102 vs. North Texas State 73, 2-17-62  
 Drake 102 vs. Grinnell 85, 12-3-56  
 Drake 102 at Hawaii 76, 12-29-69  
 Drake 102 at Texas-Arlington 83, 12-18-70  
 Drake 102 vs. Fort Hays State 92, 12-1-75  
 Drake 102 vs. St. Cloud State 55, 12-18-76  
 Drake 102 vs. Wisconsin-Oshkosh 73, 1-5-87  
 Drake 102 vs. Mankato State 61, 12-15-82  
 Drake 101 vs. Cal St.-Fullerton 57, 12-5-70  
 Drake 101 vs. Louisville 67, 3-1-69  
 Drake 101 vs. Nevada-Reno 75, 12-16-69  
 Drake 101 vs. Wichita State 88, 2-18-61  
 Drake 100 vs. Southern Illinois-Alton 53, 12-3-60  
 Drake 100 at Indiana State 83, 2-23-84

**Most Recent:** 102-51, vs. Chicago State, 12-23-10

# 2020-11 BOXSCORES



## Official Basketball Box Score -- Game Totals -- Final Statistics

Texas Southern vs Drake  
11/13/10 7:05 pm at Des Moines, Iowa (Knapp Center)

Texas Southern 46 • 0-1

#	Player	Total	3-Ptr	Rebounds	FG-FGA	FG-FGA	FT-FTA	Off Def	PF	TP	A	O	Bk	Stl	Min
13	GALLOWAY, Kevin	f	2-5	0-1	4-5	1	6	7	3	8	6	10	2	3	19
23	DENSON, Keithrick	f	2-3	0-0	0-1	5	6	0	4	0	2	1	0	2	28
32	CLAYBORN, Aaron	f	2-6	0-0	2-5	1	6	7	3	6	0	0	0	0	31
05	SMITH, Harrison	g	3-10	0-5	6-6	0	4	4	2	12	2	0	0	0	30
11	JOHNSON-DANNER, La	g	4-8	1-3	1-2	1	2	3	0	10	0	0	0	0	36
01	MORRIS, Nicos	g	1-1	0-0	0-0	0	0	0	2	0	0	0	0	0	4
13	KING, Daniel	g	2-3	0-0	0-2	2	6	4	4	1	3	1	0	0	16
12	CHRISTIE, Vanderis	g	0-0	0-0	0-0	0	0	0	0	0	0	0	0	0	0
15	BOUNE, Abdallah	g	3-3	0-0	0-0	1	2	3	2	0	2	0	1	1	11
25	PRICE, Timothy	g	0-2	0-0	0-1	1	2	0	0	0	0	0	0	0	5
	<b>Team</b>														
	<b>Totals</b>		16-41	1-12	13-18	7	30	17	46	7	22	4	3	20	

FG % 1st Half: 8-22 36.4% 2nd Half: 5-11 45.5% Game: 13-31 42.0%  
3FG % 1st Half: 1-7 14.3% 2nd Half: 0-1 0.0% Game: 1-8 8.0%  
FT % 1st Half: 4-6 66.7% 2nd Half: 9-12 75.0% Game: 13-18 72.2%

Drake 60 • 1-0

#	Player	Total	3-Ptr	Rebounds	FG-FGA	FG-FGA	FT-FTA	Off Def	PF	TP	A	O	Bk	Stl	Min
01	Clarke, Jordan	f	2-9	0-2	0-1	3	6	4	4	1	2	0	4	22	
09	VanDeest, Seth	c	4-9	3-3	2-2	2	12	2	1	0	1	1	1	11	
10	Wedel, Ryan	g	6-12	6-12	2-2	0	2	0	20	3	1	0	1	33	
13	Wiseler, Frank	g	0-4	0-1	1-2	0	1	1	3	1	1	0	2	30	
24	Rice, Rayvonte	g	2-7	0-1	2-3	1	2	2	6	2	0	0	1	27	
03	Hawley, Aaron	g	5-9	3-6	2-2	1	2	2	15	1	1	1	2	20	
04	Alexander, Kurt	g	1-1	0-0	0-1	1	2	2	2	1	2	0	0	10	
14	Jeffers, Jeremy	g	0-0	0-0	0-0	0	1	1	0	0	0	0	0	7	
21	Parker, Cory	g	0-0	0-0	0-0	0	0	0	0	0	0	0	0	0	
25	Smith, David	g	0-0	0-0	0-0	0	0	0	0	0	0	0	0	0	
34	Simons, Ben	g	0-4	0-3	0-0	1	1	0	2	0	0	0	0	13	
40	Uhlenhopp, Reece	g	0-3	0-0	0-0	1	2	1	0	0	0	0	1	7	
	<b>Team</b>														
	<b>Totals</b>		20-58	9-25	11-16	10	38	16	60	16	9	1	14	20	

FG % 1st Half: 9-27 33.3% 2nd Half: 11-31 35.5% Game: 20-58 34.5%  
3FG % 1st Half: 5-15 33.3% 2nd Half: 4-10 40.0% Game: 9-25 36.0%  
FT % 1st Half: 3-5 60.0% 2nd Half: 8-11 72.7% Game: 11-16 68.8%

Officials: Paul Janssen, Kelly Self, Brad Ferrie  
Technical fouls: Texas Southern=None; Drake-Hawley, Aaron.  
Attendance: 3661

Score by periods	1st	2nd	Total
Texas Southern	21	25	46
Drake	26	34	60

## Official Basketball Box Score -- Game Totals -- Final Statistics

Drake vs Iowa State  
11/17/10 7:00 pm at Ames, Iowa - Hilton Coliseum

Drake 43 • 1-1

#	Player	Total	3-Ptr	Rebounds	FG-FGA	FG-FGA	FT-FTA	Off Def	PF	TP	A	O	Bk	Stl	Min
01	Clarke, Jordan	f	2-6	0-1	1-4	4	4	5	0	3	0	0	0	17	
05	VanDeest, Seth	c	1-4	0-0	2-4	2	2	2	4	1	1	4	0	23	
10	Wedel, Ryan	g	2-5	1-4	0-0	0	1	0	5	1	2	0	3	24	
13	Wiseler, Frank	g	2-5	1-3	0-0	1	1	2	5	2	3	0	1	19	
24	Rice, Rayvonte	g	2-12	1-7	3-4	2	3	5	4	8	2	4	0	26	
03	Hawley, Aaron	g	2-8	1-5	0-1	1	1	2	5	0	0	0	0	23	
04	Alexander, Kurt	g	2-8	0-0	4-4	0	4	0	8	3	0	1	1	14	
14	Jeffers, Jeremy	g	0-4	0-1	3-4	0	2	2	3	1	1	0	1	14	
25	Smith, David	g	0-0	0-0	0-0	0	1	1	0	0	0	0	0	8	
34	Simons, Ben	g	0-3	0-1	0-0	0	0	0	0	0	0	1	1	16	
40	Uhlenhopp, Reece	g	0-2	0-0	0-0	2	2	2	0	0	2	1	0	10	
	<b>Team</b>														
	<b>Totals</b>		13-58	4-22	13-20	14	21	23	43	7	20	3	7	20	

FG % 1st Half: 7-27 25.9% 2nd Half: 6-31 19.4% Game: 13-58 22.4%  
3FG % 1st Half: 3-9 33.3% 2nd Half: 1-11 9.1% Game: 4-22 18.2%  
FT % 1st Half: 4-7 57.1% 2nd Half: 9-13 69.2% Game: 13-20 65.0%

Iowa State 91 • 3-0

#	Player	Total	3-Ptr	Rebounds	FG-FGA	FG-FGA	FT-FTA	Off Def	PF	TP	A	O	Bk	Stl	Min
05	Ajmon, Melvin	*	7-8	0-0	0-0	2	2	4	14	1	3	1	2	23	
03	Ederson, Jake	*	3-8	1-3	0-0	1	5	3	7	1	0	3	25		
02	Dante, Dante	*	6-14	0-6	2-2	0	1	2	14	10	3	0	0	23	
11	Christopherson, Scott	*	11-11	5-5	2-2	1	3	4	29	3	1	0	2	30	
23	Vanderbeek, Jamie	*	3-7	2-6	1-2	1	4	5	9	2	0	2	0	22	
00	Railey, Jordan	*	1-3	1-1	2-2	0	3	3	4	5	0	1	0	14	
02	Polo, Bubba	*	3-7	0-2	0-2	0	2	0	6	3	1	0	0	19	
13	McKnight, Eric	0	0-0	0-0	1-2	0	0	0	1	0	1	0	0	7	
15	Goffrey, Calvin	0	0-0	0-0	2-4	5	14	3	2	0	1	0	0	18	
24	Phillips, DeMarcus	0	1-5	0-2	2-3	3	5	2	4	1	0	0	0	16	
	<b>Team</b>														
	<b>Totals</b>		35-65	9-25	12-19	13	24	31	91	21	12	5	9	20	

FG % 1st Half: 18-36 50.0% 2nd Half: 17-29 58.6% Game: 35-65 53.8%  
3FG % 1st Half: 4-16 25.0% 2nd Half: 5-9 55.6% Game: 9-25 36.0%  
FT % 1st Half: 5-7 71.4% 2nd Half: 8-13 61.5% Game: 13-19 68.4%

Officials: Gerry Pollard, Rick Randall, Kipp Kissinger  
Technical fouls: Drake=None; Iowa State=None.  
Attendance: 12988

Score by periods	1st	2nd	Total
Drake	21	22	43
Iowa State	45	46	91

## Official Basketball Box Score -- Game Totals -- Final Statistics

Southern Utah vs Drake  
11/24/10 7:30 pm at Sullivan Arena - Anchorage, Alaska

Southern Utah 59 • 1-3

#	Player	Total	3-Ptr	Rebounds	FG-FGA	FG-FGA	FT-FTA	Off Def	PF	TP	A	O	Bk	Stl	Min
13	Taylor, Ramell	f	3-8	0-0	0-0	2	2	4	5	6	2	5	0	0	23
44	Hodgson, Matt	f	2-5	0-0	2-2	3	5	6	1	1	4	0	0	22	
04	Massey, Matt	c	4-8	1-2	5-8	5	8	14	1	2	0	1	3	32	
05	Jones, Ray	g	2-2	0-0	4-8	0	5	0	8	5	0	3	0	38	
32	Werrick, Jordan	g	4-8	1-1	0-0	1	1	2	6	2	2	0	0	19	
02	Cameron, Brian	g	0-0	0-0	0-0	0	0	0	0	0	0	0	0	6	
03	Heur, Damon	g	0-2	0-0	1-2	1	1	1	1	1	1	0	0	2	
10	Brimley, Ryan	g	1-8	1-5	3-4	0	0	0	6	1	2	0	0	21	
22	Nelson, Jake	g	4-4	0-0	0-0	1	1	15	0	0	0	0	0	31	
25	Basas, Kyle	g	1-5	0-1	1-4	0	4	1	3	0	0	0	0	13	
33	Koehler, Tyson	g	0-1	0-0	0-1	2	3	0	0	0	0	0	1	13	
	<b>Team</b>														
	<b>Totals</b>		19-50	3-9	18-29	14	30	19	78	15	9	5	12	20	

FG % 1st Half: 9-27 33.3% 2nd Half: 10-23 43.5% Game: 19-50 38.0%  
3FG % 1st Half: 1-5 20.0% 2nd Half: 2-4 50.0% Game: 3-9 33.3%  
FT % 1st Half: 10-14 71.4% 2nd Half: 8-13 61.5% Game: 18-29 62.1%

Drake 78 • 2-1

#	Player	Total	3-Ptr	Rebounds	FG-FGA	FG-FGA	FT-FTA	Off Def	PF	TP	A	O	Bk	Stl	Min
02	Hawley, Aaron	f	7-7	3-4	2-2	4	3	7	3	11	1	1	0	1	26
05	VanDeest, Seth	c	8-12	1-1	9-12	3	7	3	26	1	0	4	2	35	
10	Wedel, Ryan	g	2-5	1-3	0-0	1	1	3	5	3	0	0	1	32	
13	Wiseler, Frank	g	1-5	0-1	2-2	1	3	4	2	0	0	2	25		
24	Rice, Rayvonte	g	4-12	0-7	3-4	0	0	1	15	0	0	0	0	31	
04	Alexander, Kurt	g	3-4	1-1	0-0	0	0	1	3	3	0	2	0	20	
14	Jeffers, Jeremy	g	0-0	0-0	0-0	0	0	0	1	3	2	0	0	5	
21	Parker, Cory	g	0-0	0-0	0-0	0	0	0	0	0	0	0	0	4	
22	Woods, Kraidon	g	3-4	0-0	0-2	1	2	0	6	0	1	0	1	12	
25	Smith, David	g	0-0	0-0	0-0	0	0	0	0	0	0	0	0	1	
34	Simons, Ben	g	0-2	1-1	0-0	0	0	0	6	1	1	0	0	14	
40	Uhlenhopp, Reece														



Official Basketball Box Score -- Game Totals -- Final Statistics  
Dartmouth vs Drake  
12/21/10 7:05 pm at Des Moines, Iowa (Knapp Center)

Table with 15 columns: Player, FG-FGA, 3-Ptr, FT-FTA, Rebounds, PF, TP, A To Bk, Stl, Min. Includes team totals and game statistics.

FG % 1st Half: 12-30 40.0% 2nd Half: 11-24 45.8% Game: 23-54 42.6%  
3FG % 1st Half: 2-9 22.2% 2nd Half: 3-8 38.5% Game: 5-17 41.2%  
FT % 1st Half: 4-6 66.7% 2nd Half: 10-12 83.3% Game: 14-17 77.8%

Drake 59 • 4-6

Table with 15 columns: Player, FG-FGA, 3-Ptr, FT-FTA, Rebounds, PF, TP, A To Bk, Stl, Min. Includes team totals and game statistics.

FG % 1st Half: 13-24 54.2% 2nd Half: 10-28 35.7% Game: 23-52 44.2%  
3FG % 1st Half: 5-11 45.5% 2nd Half: 3-8 37.5% Game: 8-19 42.1%  
FT % 1st Half: 6-2 0.0% 2nd Half: 6-13 46.2% Game: 12-15 80.0%

Officials: Tom O'Neill, David Marasich, Zeb Stoned  
Technical fouls: Dartmouth-None, Drake-None  
Attendance: 3388  
Fouled Out: Dartmouth - Weeden at 34.9

Score by periods table with columns: 1st, 2nd, Total. Shows scores for Dartmouth and Drake.

Official Basketball Box Score -- Game Totals -- Final Statistics  
Drake vs Creighton  
01/01/11 7:05 pm at Omaha, Neb. (Quest Center Omaha)

Table with 15 columns: Player, FG-FGA, 3-Ptr, FT-FTA, Rebounds, PF, TP, A To Bk, Stl, Min. Includes team totals and game statistics.

FG % 1st Half: 9-26 34.6% 2nd Half: 12-33 36.4% Game: 21-59 35.6%  
3FG % 1st Half: 3-8 37.5% 2nd Half: 3-11 27.3% Game: 6-19 31.6%  
FT % 1st Half: 4-8 50.0% 2nd Half: 4-8 50.0% Game: 8-16 50.0%

Creighton 73 • 10-4, 2-0 MVC

Table with 15 columns: Player, FG-FGA, 3-Ptr, FT-FTA, Rebounds, PF, TP, A To Bk, Stl, Min. Includes team totals and game statistics.

FG % 1st Half: 9-23 39.1% 2nd Half: 13-25 52.0% Game: 22-48 45.8%  
3FG % 1st Half: 2-10 20.0% 2nd Half: 5-9 55.6% Game: 7-19 36.8%  
FT % 1st Half: 13-14 92.9% 2nd Half: 9-9 100.0% Game: 22-23 95.7%

Officials: Mike Stuart, Mark Whitehead, Mike Thibodeau  
Technical fouls: Drake-None, Creighton-None  
Attendance: 1571  
Career-high points for CU's Doug McDermott (was 20).  
Fouled out: Visitor #3 with 2:13 left in 2nd half; visitor #13 with 1:26 left.

Score by periods table with columns: 1st, 2nd, Total. Shows scores for Drake and Creighton.

Official Basketball Box Score -- Game Totals -- Final Statistics  
Chicago State vs Drake  
12/23/10 2:05 pm at Des Moines, Iowa (Knapp Center)

Table with 15 columns: Player, FG-FGA, 3-Ptr, FT-FTA, Rebounds, PF, TP, A To Bk, Stl, Min. Includes team totals and game statistics.

FG % 1st Half: 12-28 42.9% 2nd Half: 7-27 25.9% Game: 19-55 34.5%  
3FG % 1st Half: 3-8 37.5% 2nd Half: 1-8 12.5% Game: 4-16 25.0%  
FT % 1st Half: 4-10 40.0% 2nd Half: 5-15 33.3% Game: 9-25 36.0%

Drake 102 • 5-6

Table with 15 columns: Player, FG-FGA, 3-Ptr, FT-FTA, Rebounds, PF, TP, A To Bk, Stl, Min. Includes team totals and game statistics.

FG % 1st Half: 14-26 53.8% 2nd Half: 16-35 45.7% Game: 30-61 49.2%  
3FG % 1st Half: 7-16 43.8% 2nd Half: 4-10 40.0% Game: 11-26 41.9%  
FT % 1st Half: 10-11 90.9% 2nd Half: 17-20 85.0% Game: 27-31 87.1%

Officials: Terry Davis, Roland Simmons, Dan Nowakowski  
Technical fouls: Chicago State-None, Drake-None  
Attendance: 3802

Score by periods table with columns: 1st, 2nd, Total. Shows scores for Chicago State and Drake.

Official Basketball Box Score -- Game Totals -- Final Statistics  
Chicago State vs Wichita State  
01/04/11 7:05 pm at Wichita, Kan. (Charles Koch Arena)

Table with 15 columns: Player, FG-FGA, 3-Ptr, FT-FTA, Rebounds, PF, TP, A To Bk, Stl, Min. Includes team totals and game statistics.

FG % 1st Half: 13-27 48.1% 2nd Half: 13-28 46.3% Game: 26-55 47.3%  
3FG % 1st Half: 1-6 16.7% 2nd Half: 3-9 33.3% Game: 4-15 26.7%  
FT % 1st Half: 4-6 66.7% 2nd Half: 3-8 37.5% Game: 7-14 50.0%

Wichita State 62 • 12-2, 3-0

Table with 15 columns: Player, FG-FGA, 3-Ptr, FT-FTA, Rebounds, PF, TP, A To Bk, Stl, Min. Includes team totals and game statistics.

FG % 1st Half: 13-27 48.1% 2nd Half: 13-28 46.3% Game: 26-55 47.3%  
3FG % 1st Half: 1-6 16.7% 2nd Half: 3-9 33.3% Game: 4-15 26.7%  
FT % 1st Half: 4-6 66.7% 2nd Half: 3-8 37.5% Game: 7-14 50.0%

Officials: Tom Eades, David Hall, Hal Lusk  
Technical fouls: Drake-None, Wichita State-None  
Attendance: 10506

Score by periods table with columns: 1st, 2nd, Total. Shows scores for Wichita State and Drake.

Official Basketball Box Score -- Game Totals -- Final Statistics  
Southern Illinois vs Drake  
12/29/10 7:06 pm at Des Moines, Iowa (Knapp Center)

Table with 15 columns: Player, FG-FGA, 3-Ptr, FT-FTA, Rebounds, PF, TP, A To Bk, Stl, Min. Includes team totals and game statistics.

FG % 1st Half: 7-24 29.2% 2nd Half: 12-35 34.3% Game: 19-59 32.3%  
3FG % 1st Half: 2-9 22.2% 2nd Half: 3-11 27.3% Game: 5-20 25.0%  
FT % 1st Half: 7-11 63.6% 2nd Half: 8-12 66.7% Game: 15-23 65.2%

Drake 69 • 6-6, 1-0 MVC

Table with 15 columns: Player, FG-FGA, 3-Ptr, FT-FTA, Rebounds, PF, TP, A To Bk, Stl, Min. Includes team totals and game statistics.

FG % 1st Half: 9-24 37.5% 2nd Half: 10-22 45.5% Game: 19-46 41.3%  
3FG % 1st Half: 5-9 55.6% 2nd Half: 4-9 44.4% Game: 9-18 50.0%  
FT % 1st Half: 10-13 69.2% 2nd Half: 12-14 85.7% Game: 22-27 81.5%

Officials: John Higgins, Mike Sanzera, Gerry Pollard  
Technical fouls: Southern Illinois-None, Drake-None  
Attendance: 3619

Score by periods table with columns: 1st, 2nd, Total. Shows scores for Southern Illinois and Drake.

Official Basketball Box Score -- Game Totals -- Final Statistics  
Bradley vs Drake  
01/07/11 7:07 pm at Des Moines, Iowa (Knapp Center)

Table with 15 columns: Player, FG-FGA, 3-Ptr, FT-FTA, Rebounds, PF, TP, A To Bk, Stl, Min. Includes team totals and game statistics.

FG % 1st Half: 10-26 38.5% 2nd Half: 14-20 48.3% Game: 24-55 43.6%  
3FG % 1st Half: 1-5 20.0% 2nd Half: 4-11 36.4% Game: 5-16 31.3%  
FT % 1st Half: 0-0 0.0% 2nd Half: 4-8 62.5% Game: 5-8 62.5%

Drake 64 • 7-8, 2-2 MVC

Table with 15 columns: Player, FG-FGA, 3-Ptr, FT-FTA, Rebounds, PF, TP, A To Bk, Stl, Min. Includes team totals and game statistics.

FG % 1st Half: 12-25 48.0% 2nd Half: 9-25 36.0% Game: 21-50 42.0%  
3FG % 1st Half: 0-7 0.0% 2nd Half: 4-8 50.0% Game: 4-15 26.7%  
FT % 1st Half: 2-6 33.3% 2nd Half: 16-19 84.2% Game: 18-25 72.0%

Officials: Gerry Pollard, Eric Curry, Randy Heimerman  
Technical fouls: Bradley-Team, Drake-None  
Fouled Out: Home #4 EGOLF at 34.9

Score by periods table with columns: 1st, 2nd, Total. Shows scores for Bradley and Drake.

Official Basketball Box Score -- Game Totals -- Final Statistics  
Indiana State vs Drake  
01/09/11 5:06 pm at Des Moines, Iowa (Knapp Center)

Table with 15 columns: Player, FG-FGA, 3-Ptr, FT-FTA, Rebounds, PF, TP, A To Bk, Stl, Min. Includes team totals and game statistics.

FG % 1st Half: 9-28 32.1% 2nd Half: 10-21 47.6% Game: 19-49 38.8%  
3FG % 1st Half: 5-15 33.3% 2nd Half: 2-8 25.0% Game: 7-23 30.4%  
FT % 1st Half: 1-1 100.0% 2nd Half: 16-19 84.2% Game: 17-20 85.0%

Drake 57 • 7-9, 2-3 MVC

Table with 15 columns: Player, FG-FGA, 3-Ptr, FT-FTA, Rebounds, PF, TP, A To Bk, Stl, Min. Includes team totals and game statistics.

FG % 1st Half: 8-23 34.8% 2nd Half: 12-24 50.0% Game: 20-47 42.6%  
3FG % 1st Half: 3-8 37.5% 2nd Half: 1-6 16.7% Game: 4-14 28.6%  
FT % 1st Half: 5-9 55.6% 2nd Half: 8-10 80.0% Game: 13-19 68.4%

Officials: Tom O'Neill, Kelly Seif, Don Daily  
Technical fouls: Indiana State-None, Drake-None  
Attendance: 3432  
Fouled Out: Drake: Van Deest at 6:27

Score by periods table with columns: 1st, 2nd, Total. Shows scores for Indiana State and Drake.

Official Basketball Box Score -- Game Totals -- Final Statistics  
Drake vs Evansville  
01/12/11 7:05 pm at Roberts Stadium, Evansville, IN

Table with 15 columns: Player, FG-FGA, 3-Ptr, FT-FTA, Rebounds, PF, TP, A To Bk, Stl, Min. Includes team totals and game statistics.

FG % 1st Half: 8-23 34.8% 2nd Half: 8-24 33.3% Game: 16-47 34.0%  
3FG % 1st Half: 3-12 25.0% 2nd Half: 1-7 14.3% Game: 4-19 21.1%  
FT % 1st Half: 5-10 50.0% 2nd Half: 10-19 52.6% Game: 15-29 51.7%

Evansville 67 • 8-0, 2-4

Table with 15 columns: Player, FG-FGA, 3-Ptr, FT-FTA, Rebounds, PF, TP, A To Bk, Stl, Min. Includes team totals and game statistics.

FG % 1st Half: 14-27 51.9% 2nd Half: 12-30 40.0% Game: 26-57 45.6%  
3FG % 1st Half: 4-6 66.7% 2nd Half: 1-5 20.0% Game: 5-11 45.5%  
FT % 1st Half: 5-6 83.3% 2nd Half: 7-7 100.0% Game: 12-13 92.3%

Officials: Gene Grimshaw, Terry Davis, Brad Gaston  
Technical fouls: Drake-None, Evansville-None  
Attendance: 3118

Score by periods table with columns: 1st, 2nd, Total. Shows scores for Evansville and Drake.

Official Basketball Box Score -- Game Totals -- Final Statistics  
Wichita State vs Drake  
01/15/11 7:07 pm at Des Moines, Iowa (Knapp Center)

Table with 15 columns: Player, FG-FGA, 3-Ptr, FT-FTA, Rebounds, PF, TP, A To Bk, Stl, Min. Includes team totals and game statistics.

FG % 1st Half: 14-27 51.9% 2nd Half: 12-30 40.0% Game: 26-57 45.6%  
3FG % 1st Half: 4-6 66.7% 2nd Half: 1-5 20.0% Game: 5-11 45.5%  
FT % 1st Half: 5-6 83.3% 2nd Half: 7-7 100.0% Game: 12-13 92.3%

Drake 54 • 7-11, 2-5 MVC

Table with 15 columns: Player, FG-FGA, 3-Ptr, FT-FTA, Rebounds, PF, TP, A To Bk, Stl, Min. Includes team totals and game statistics.

FG % 1st Half: 10-24 41.7% 2nd Half: 10-26 38.5% Game: 20-50 40.0%  
3FG % 1st Half: 2-4 50.0% 2nd Half: 2-8 25.0% Game: 4-12 33.3%  
FT % 1st Half: 5-10 50.0% 2nd Half: 5-10 50.0% Game: 10-20 50.0%

Officials: Rick Randall, David Stevens, John Moore  
Technical fouls: Wichita State-None, Drake-None  
Attendance: 3872

Score by periods table with columns: 1st, 2nd, Total. Shows scores for Wichita State and Drake.



# 2010-11 BOXSCORES

## Official Basketball Box Score -- Game Totals -- Final Statistics

Illinois State vs Drake  
01/18/11 7:06 pm at Des Moines, Iowa (Knapp Center)

Illinois State 68 • 8-11, 0-8 MVC
Player stats for Clarke, Jordan; Woods, Kraidon; Simons, Ben; Wedel, Ryan; Rice, Rayvonte; Hawley, Aaron; Alexander, Kurt; Parker, Cory; Smith, David; Uhlenhopp, Reece.

FG % 1st Half: 14-28 50.0% 2nd half: 12-32 37.5%
3FG % 1st Half: 0-3 0.0% 2nd half: 1-2 50.0%
FT % 1st Half: 5-6 83.3% 2nd half: 9-10 90.0%

## Drake 76 • 8-11, 3-5 MVC

Drake 76 • 8-11, 3-5 MVC
Player stats for Clarke, Jordan; Woods, Kraidon; Simons, Ben; Wedel, Ryan; Rice, Rayvonte; Hawley, Aaron; Alexander, Kurt; Parker, Cory; Smith, David; Uhlenhopp, Reece.

FG % 1st Half: 14-25 56.0% 2nd half: 9-20 45.0%
3FG % 1st Half: 7-10 70.0% 2nd half: 1-4 25.0%
FT % 1st Half: 4-4 100.0 2nd half: 14-25 62.5%

Score by periods table for Drake vs Illinois State

## Official Basketball Box Score -- Game Totals -- Final Statistics

Drake vs Northern Iowa
01/22/11 7:00 pm at Cedar Falls, Iowa (McLeod Center)

Drake 49 • 8-12, 3-6 MVC
Player stats for Clarke, Jordan; Simons, Ben; VanDeest, Seth; Wedel, Ryan; Rice, Rayvonte; Hawley, Aaron; Alexander, Kurt; Parker, Cory; Woods, Kraidon; Smith, David; Uhlenhopp, Reece.

FG % 1st Half: 8-19 42.1% 2nd half: 11-18 61.1%
3FG % 1st Half: 2-9 22.2% 2nd half: 3-6 50.0%
FT % 1st Half: 0-0 0.0% 2nd half: 6-12 50.0%

## Northern Iowa 69 • 15-6, 6-3 MVC

Northern Iowa 69 • 15-6, 6-3 MVC
Player stats for Ahelegbe, Kwadzo; Moran, Johnny; Koch, Jake; Lucas, Anthony; James, Anthony; Rank, Chip; Morrison, Matt; Dusham, Kerwin; Sonnen, Marc; Pehl, Austin; Lange, Tyler.

FG % 1st Half: 13-27 48.1% 2nd half: 13-24 54.2%
3FG % 1st Half: 6-13 46.2% 2nd half: 6-14 50.0%
FT % 1st Half: 5-5 100.0 2nd half: 6-11 54.5%

Score by periods table for Northern Iowa vs Drake

## Official Basketball Box Score -- Game Totals -- Final Statistics

Missouri State vs Drake
01/25/11 7:06 pm at Des Moines, Iowa (Knapp Center)

Missouri State 73 • 17-4, 9-1 MVC
Player stats for Kyle Weems; Will Creekmore; Naffs Ricks; Adam Leonard; Jermaine Mallett; Caleb Patterson; Nathan Scherer; Corey Copeland; Isaiah Rhine.

FG % 1st Half: 12-26 46.2% 2nd half: 11-23 47.8%
3FG % 1st Half: 2-9 22.2% 2nd half: 3-4 75.0%
FT % 1st Half: 11-14 78.6% 2nd half: 11-15 73.3%

## Drake 70 • 8-13, 3-7 MVC

Drake 70 • 8-13, 3-7 MVC
Player stats for Clarke, Jordan; Simons, Ben; VanDeest, Seth; Wedel, Ryan; Rice, Rayvonte; Hawley, Aaron; Alexander, Kurt; Parker, Cory; Woods, Kraidon; Smith, David; Uhlenhopp, Reece.

FG % 1st Half: 13-26 50.0% 2nd half: 11-20 42.3%
3FG % 1st Half: 5-8 62.5% 2nd half: 5-7 71.4%
FT % 1st Half: 7-11 63.6% 2nd half: 5-7 71.4%

Score by periods table for Drake vs Missouri State

## Official Basketball Box Score -- Game Totals -- Final Statistics

Illinois State 77 • 11-11, 3-8 MVC
01/30/11 2:05 pm at Doug Collins Court at Rebird Arena

Drake 75 • 8-14, 3-8 MVC
Player stats for Clarke, Jordan; Simons, Ben; VanDeest, Seth; Wedel, Ryan; Rice, Rayvonte; Parker, Cory; Woods, Kraidon; Smith, David; Uhlenhopp, Reece.

FG % 1st Half: 8-25 32.0% 2nd half: 17-25 68.0%
3FG % 1st Half: 3-10 30.0% 2nd half: 4-7 57.1%
FT % 1st Half: 4-4 100.0 2nd half: 8-17 47.1%

## Illinois State 77 • 11-11, 3-8 MVC

Illinois State 77 • 11-11, 3-8 MVC
Player stats for Clarke, Jordan; Simons, Ben; Cousin, Anthony; Wilkins, John; Hill, Austin; Blue, Trey; Rubin, Alex; Alexander, Kurt; Parker, Cory; Smith, David; Uhlenhopp, Reece.

FG % 1st Half: 12-26 46.2% 2nd half: 13-25 52.0%
3FG % 1st Half: 2-5 40.0% 2nd half: 7-17 41.2%
FT % 1st Half: 6-6 100.0 2nd half: 11-23 47.8%

Score by periods table for Illinois State vs Drake

## Official Basketball Box Score -- Game Totals -- Final Statistics

Drake vs Southern Illinois
02/02/11 7:05 pm at SIU Arena - Carbondale, Ill.

Drake 65 • 9-14, 4-8 MVC
Player stats for Clarke, Jordan; Woods, Kraidon; Simons, Ben; Wedel, Ryan; Rice, Rayvonte; Hawley, Aaron; Alexander, Kurt; Parker, Cory; Smith, David; Uhlenhopp, Reece.

FG % 1st Half: 10-25 40.0% 2nd half: 13-26 50.0%
3FG % 1st Half: 7-11 63.6% 2nd half: 9-13 69.2%
FT % 1st Half: 1-2 50.0% 2nd half: 2-4 50.0%

## Southern Illinois 44 • 10-13, 4-8 MVC

Southern Illinois 44 • 10-13, 4-8 MVC
Player stats for Mamadou Seck; Carlton Fay; Teague, James; Kendall Brown-Surles; Jekel Cleveland; Jack Mitchell; Nate Crowder; Diamond Taylor; John Freeman; DeVante Drankard.

FG % 1st Half: 10-24 41.7% 2nd half: 7-20 35.0%
3FG % 1st Half: 6-5 120.0% 2nd half: 0-3 0.0%
FT % 1st Half: 1-3 33.3% 2nd half: 9-13 69.2%

Score by periods table for Southern Illinois vs Drake

## Official Basketball Box Score -- Game Totals -- Final Statistics

Northern Iowa vs Drake
02/05/11 12:05 pm at Des Moines, Iowa (Knapp Center)

Northern Iowa 69 • 18-7, 9-4 MVC
Player stats for Koch, Jake; Ahelegbe, Kwadzo; Moran, Johnny; Sonnen, Marc; James, Anthony; Rank, Chip; Morrison, Matt; Dusham, Kerwin; Pehl, Austin; Lange, Tyler.

FG % 1st Half: 11-21 52.4% 2nd half: 13-28 46.4%
3FG % 1st Half: 3-8 37.5% 2nd half: 2-8 25.0%
FT % 1st Half: 10-13 76.9% 2nd half: 6-10 60.0%

## Drake 72 • 10-14, 5-8 MVC

Drake 72 • 10-14, 5-8 MVC
Player stats for Clarke, Jordan; Simons, Ben; VanDeest, Seth; Wedel, Ryan; Rice, Rayvonte; Hawley, Aaron; Alexander, Kurt; Woods, Kraidon; Smith, David; Uhlenhopp, Reece.

FG % 1st Half: 12-28 42.9% 2nd half: 14-25 56.0%
3FG % 1st Half: 3-8 37.5% 2nd half: 2-6 33.3%
FT % 1st Half: 7-10 70.0% 2nd half: 8-11 72.7%

Score by periods table for Drake vs Northern Iowa

## Official Basketball Box Score -- Game Totals -- Final Statistics

Creighton vs Drake
02/08/11 7:06 pm at Des Moines, Iowa (Knapp Center)

Creighton 64 • 15-11, 7-7 MVC
Player stats for McDermott, Doug; Echenique, Gregory; Mangis, Johannes; Korver, Caleb; Young, Antoine; Jones, Josh; Runnels, Wayne; Ashford, Darryl; Lawson Jr, Kenny.

FG % 1st Half: 11-33 33.3% 2nd half: 15-29 51.7%
3FG % 1st Half: 2-11 18.2% 2nd half: 2-11 18.2%
FT % 1st Half: 4-7 57.1% 2nd half: 4-5 80.0%

## Drake 67 • 11-14, 6-8 MVC

Drake 67 • 11-14, 6-8 MVC
Player stats for Clarke, Jordan; Simons, Ben; VanDeest, Seth; Wedel, Ryan; Rice, Rayvonte; Hawley, Aaron; Alexander, Kurt; Parker, Cory; Woods, Kraidon; Uhlenhopp, Reece.

FG % 1st Half: 9-25 36.0% 2nd half: 13-23 56.5%
3FG % 1st Half: 2-7 28.6% 2nd half: 2-5 40.0%
FT % 1st Half: 9-11 81.8% 2nd half: 10-14 71.4%

Score by periods table for Drake vs Creighton

## Official Basketball Box Score -- Game Totals -- Final Statistics

Drake vs Indiana State
02/12/11 1:05 pm (ET) at Hulman Center (Terre Haute, Ind.)

Drake 63 • 11-15, 6-9 MVC
Player stats for Clarke, Jordan; Simons, Ben; VanDeest, Seth; Wedel, Ryan; Rice, Rayvonte; Hawley, Aaron; Alexander, Kurt; Woods, Kraidon; Uhlenhopp, Reece.

FG % 1st Half: 10-25 40.0% 2nd half: 9-26 34.6%
3FG % 1st Half: 2-6 33.3% 2nd half: 2-8 25.0%
FT % 1st Half: 8-12 66.7% 2nd half: 13-16 81.3%

## Indiana State 75 • 14-12, 9-6 MVC

Indiana State 75 • 14-12, 9-6 MVC
Player stats for Richard, Carl; Walker, Elias; Odom, Jake; Lathan, Dwayne; Carter, Aaron; Dolunoy, Koang; Eitel, Lucas; Martin, Ishay; Alexander, Jordan; McWhorter, Steve; Mahurin, RJ.

FG % 1st Half: 13-29 44.8% 2nd half: 12-23 52.2%
3FG % 1st Half: 3-12 25.0% 2nd half: 3-9 33.3%
FT % 1st Half: 6-7 85.7% 2nd half: 13-19 68.4%

Score by periods table for Indiana State vs Drake

## Official Basketball Box Score -- Game Totals -- Final Statistics

Drake vs Missouri State
02/15/11 7:05 pm at JQH Arena, Springfield, Mo.

Drake 51 • 11-16, 6-10 MVC
Player stats for Clarke, Jordan; Simons, Ben; VanDeest, Seth; Wedel, Ryan; Rice, Rayvonte; Hawley, Aaron; Alexander, Kurt; Woods, Kraidon; Uhlenhopp, Reece.

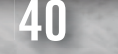
FG % 1st Half: 9-22 40.9% 2nd half: 8-27 29.6%
3FG % 1st Half: 3-10 30.0% 2nd half: 1-3 7.7%
FT % 1st Half: 3-5 60.0% 2nd half: 10-12 83.3%

## Missouri State 60 • 21-6, 13-3 MVC

Missouri State 60 • 21-6, 13-3 MVC
Player stats for Kyle Weems; Will Creekmore; Naffs Ricks; Adam Leonard; Jermaine Mallett; Caleb Patterson; Nathan Scherer; Corey Copeland; Isaiah Rhine.

FG % 1st Half: 9-27 33.3% 2nd half: 12-24 50.0%
3FG % 1st Half: 2-11 18.2% 2nd half: 4-8 50.0%
FT % 1st Half: 4-5 80.0% 2nd half: 8-9 88.9%

Score by periods table for Missouri State vs Drake



Official Basketball Box Score -- Game Totals -- Final Statistics

Detroit vs Drake  
02/19/11 7:05 pm at Des Moines, Iowa (Knapp Center)

##	Player	Total		3-Ptr		Rebounds		PF	TP	A	TO	Blk	Stl	Min	
		FG	FGA	FG	FGA	FT	FTA								Off
37	MINNERATH, Nick	f	3-7	1-2	4-4	2	6	8	1	11	3	3	0	0	38
32	HOLMAN, Eli	c	5-7	0-0	2-2	3	6	9	5	12	0	4	1	0	25
01	SIMON, Chase	g	9-18	3-5	2-2	0	3	3	23	4	4	0	0	0	38
02	BLAKE, Chris	g	4-9	0-2	1-2	1	2	5	9	1	2	0	0	0	21
03	McCALLUM, Ray	g	4-7	2-2	2-2	2	4	3	12	3	1	0	0	0	32
05	FOSTER, Donovan	g	2-5	0-1	1-2	1	1	2	2	5	2	1	0	0	24
06	CALLISTE, Jason	g	0-2	0-2	0-0	0	0	0	0	0	0	0	0	1	5
20	LOWE, LaMarcus	g	2-3	0-0	0-0	1	2	3	4	0	0	1	0	0	17
	Team		29-58	6-14	12-17	11	22	33	20	76	13	15	2	0	6,200

FG % 1st Half: 13-27 48.1% 2nd Half: 16-31 51.6% Game: 29-58 50.0%  
3FG % 1st Half: 3-6 50.0% 2nd Half: 5-14 35.7% Game: 8-20 40.0%  
FT % 1st Half: 5-7 71.4% 2nd Half: 7-10 70.0% Game: 12-17 70.6%

Drake 84 • 12-16

##	Player	Total		3-Ptr		Rebounds		PF	TP	A	TO	Blk	Stl	Min
		FG	FGA	FG	FGA	FT	FTA							
01	Clarke, Jordan	f	2-8	0-0	2-3	1	4	5	4	6	1	0	1	23
34	Simons, Ben	f	4-5	2-3	0-0	1	0	1	1	10	3	1	0	30
45	VanDeest, Seth	c	0-0	0-0	2-2	0	0	0	4	2	1	0	1	9
10	Wedel, Ryan	g	3-8	3-7	5-6	5	5	0	14	2	1	0	0	32
24	Rice, Rayvonte	g	8-14	2-4	4-5	0	3	2	22	3	0	2	3	35
02	Hawley, Aaron	g	1-2	1-2	2-2	0	2	0	5	0	0	0	0	11
03	Alexander, Kurt	g	3-7	0-1	4-4	0	1	1	2	10	4	2	0	16
21	Parker, Cory	g	0-0	0-0	0-0	0	0	0	0	0	0	0	0	0
22	Woods, Kraidon	g	6-8	0-0	1-2	2	4	6	1	13	1	3	1	30
25	Smith, David	g	0-0	0-0	0-0	0	0	0	0	0	2	0	0	2
40	Uhlenhopp, Reece	g	1-2	0-1	0-0	0	0	0	1	2	1	2	0	11
	Team		0	1	1	0	1	1	0	1	1	0	0	7,200

FG % 1st Half: 15-26 57.7% 2nd Half: 13-24 54.2% Game: 28-50 56.0%  
3FG % 1st Half: 5-11 45.5% 2nd Half: 3-7 42.9% Game: 8-18 44.4%  
FT % 1st Half: 4-5 80.0% 2nd Half: 16-19 84.2% Game: 20-24 83.3%

Officials: Archibald Whaley, Bill Nekstels, Don Olson  
Technical fouls: Detroit-None. Drake-None.  
Attendance: 4570  
Fouled Out: Detroit: Holman at 3:55, Blake at :24.6

Score by periods	1st	2nd	Total
Detroit	34	42	76
Drake	39	45	84

Official Basketball Box Score -- Game Totals -- Final Statistics

Bradley vs Drake  
03/03/11 8:40 pm at Scottrade Center, St Louis, MO

##	Player	Total		3-Ptr		Rebounds		PF	TP	A	TO	Blk	Stl	Min
		FG	FGA	FG	FGA	FT	FTA							
54	Egolf, Will	f	0-2	0-0	0-0	2	1	3	3	0	1	0	0	15
44	Prosser, Jordan	c	0-6	0-0	0-0	2	4	6	1	0	1	0	1	23
01	Dunson, Dodie	g	3-7	1-2	0-0	0	2	2	2	7	0	1	0	36
24	Warren, Andrew	g	5-19	4-9	1-5	3	3	6	3	15	1	2	0	39
32	Simms-Edwards, Dyrlicu	g	11-18	2-3	2-4	1	8	9	0	26	5	0	1	26
00	Woods, Charonn	g	0-0	0-0	0-0	0	0	0	0	0	0	0	0	1
04	Eastman, Jake	g	3-7	1-2	0-0	1	4	5	2	7	1	0	0	27
25	Lemon, Walt	g	1-3	0-0	0-0	0	0	0	2	2	1	3	0	14
34	Knezevic, Milos	g	2-2	1-1	1-2	0	0	0	2	6	0	0	0	8
41	Thompson, Anthony	g	0-0	0-0	0-0	1	6	7	1	0	1	0	3	11
	Team		0	0	0	0	0	0	0	0	0	0	0	2,600
	Totals		25-64	9-17	4-11	14	30	44	16	63	10	7	4	8,200

FG % 1st Half: 11-32 34.4% 2nd Half: 14-32 43.8% Game: 25-64 39.1%  
3FG % 1st Half: 4-6 66.7% 2nd Half: 5-11 45.5% Game: 9-17 52.9%  
FT % 1st Half: 1-7 14.3% 2nd Half: 3-4 75.0% Game: 4-11 36.4%

Drake 48 • 13-18 (7-11 MVC)

##	Player	Total		3-Ptr		Rebounds		PF	TP	A	TO	Blk	Stl	Min
		FG	FGA	FG	FGA	FT	FTA							
01	Clarke, Jordan	f	0-2	0-0	3-5	3	3	6	3	2	2	1	0	24
34	Simons, Ben	f	2-6	0-4	0-0	0	0	0	0	4	0	2	0	31
45	VanDeest, Seth	c	0-2	0-0	4-4	1	1	2	3	4	0	0	0	17
10	Wedel, Ryan	g	4-15	2-8	1-2	0	6	6	2	11	1	4	0	31
24	Rice, Rayvonte	g	5-11	0-3	3-3	1	4	5	4	13	1	2	4	33
02	Hawley, Aaron	g	0-4	0-1	0-0	0	0	0	0	2	0	0	0	18
03	Alexander, Kurt	g	3-5	1-0	0-0	0	1	1	3	6	2	1	0	19
22	Woods, Kraidon	g	2-6	0-0	1-1	4	9	13	0	5	0	0	3	21
25	Smith, David	g	1-1	0-0	0-0	0	0	0	2	0	0	0	0	2
40	Uhlenhopp, Reece	g	0-3	0-1	0-0	1	1	2	0	0	0	0	0	4
	Team		0	1	1	0	1	1	0	0	0	0	0	4,200
	Totals		17-55	2-17	12-15	10	28	38	15	48	6	13	8	1,200

FG % 1st Half: 8-28 28.6% 2nd Half: 9-27 33.3% Game: 17-55 30.9%  
3FG % 1st Half: 1-9 11.1% 2nd Half: 1-8 12.5% Game: 2-17 11.8%  
FT % 1st Half: 5-6 83.3% 2nd Half: 7-9 77.8% Game: 12-15 80.0%

Officials: John Higgins, Paul Janssen, Gerry Pollard  
Technical fouls: Bradley-None. Drake-None.  
Attendance: 6675  
Game 2 of the 2011 State Farm Missouri Valley Conference Tournament

Score by periods	1st	2nd	Total
Bradley	27	36	63
Drake	22	26	48

Official Basketball Box Score -- Game Totals -- Final Statistics

Evansville vs Drake  
02/23/11 7:06 pm at Des Moines, Iowa (Knapp Center)

##	Player	Total		3-Ptr		Rebounds		PF	TP	A	TO	Blk	Stl	Min
		FG	FGA	FG	FGA	FT	FTA							
32	Harris, Kenneth	f	3-7	1-2	4-5	2	3	5	4	11	1	3	1	24
24	Holmes, Denver	f	5-7	2-3	1-1	0	1	1	1	13	3	2	0	26
41	van Tongeren, Pieter	c	0-2	0-0	0-0	0	1	3	0	1	0	1	0	16
02	Lacey, Kavon	g	2-3	0-0	0-0	0	2	2	1	4	1	1	0	18
11	Ryan, Colt	g	6-13	1-4	11-11	0	0	0	1	24	0	4	0	32
03	Peeler, Matt	g	0-0	0-0	0-0	0	0	0	0	0	0	0	0	7
04	Jones, Lewis	g	2-4	1-2	0-0	0	1	2	5	0	0	0	0	12
05	Taylor, Troy	g	1-3	0-0	0-0	1	6	7	3	2	8	4	0	22
13	Jahr, Jordan	g	0-3	0-2	0-0	0	0	0	0	2	0	0	0	11
22	Cox, Ned	g	2-4	0-0	0-0	0	0	0	1	4	2	1	0	18
52	Hopf, Clint	g	3-3	0-0	0-1	1	2	1	6	0	1	0	1	17
	Team		0	1	1	0	1	1	0	0	0	0	0	7,200
	Totals		24-49	5-13	16-18	4	16	20	20	69	16	17	2	7,200

FG % 1st Half: 10-23 43.5% 2nd Half: 14-27 51.9% Game: 24-49 49.0%  
3FG % 1st Half: 2-6 33.3% 2nd Half: 3-7 42.9% Game: 5-13 38.5%  
FT % 1st Half: 5-5 100.0% 2nd Half: 11-13 84.6% Game: 16-18 88.9%

Drake 87 • 13-16, 7-10 MVC

##	Player	Total		3-Ptr		Rebounds		PF	TP	A	TO	Blk	Stl	Min
		FG	FGA	FG	FGA	FT	FTA							
01	Clarke, Jordan	f	4-7	0-0	2-2	4	3	7	4	10	2	0	0	20
34	Simons, Ben	f	3-5	1-2	0-0	0	1	4	7	1	1	1	0	31
45	VanDeest, Seth	c	2-3	0-0	2-2	2	6	8	2	6	5	2	0	23
10	Wedel, Ryan	g	9-16	5-11	6-6	0	1	1	0	29	2	0	0	31
24	Rice, Rayvonte	g	3-10	1-4	4-4	2	2	4	0	11	3	3	2	35
02	Hawley, Aaron	g	2-4	0-1	0-1	0	2	2	2	4	0	1	0	12
03	Alexander, Kurt	g	2-3	1-1	3-4	0	2	2	1	8	1	0	0	18
21	Parker, Cory	g	4-4	0-0	1-1	4	4	1	9	1	1	1	0	17
25	Smith, David	g	0-0	0-0	1-2	0	0	0	1	1	0	0	0	5
40	Uhlenhopp, Reece	g	1-1	0-0	0-0	2	2	1	2	0	2	0	1	10
	Team		0	0	0	0	0	0	0	0	0	0	0	7,200
	Totals		30-53	8-19	19-22	8	23	31	16	87	16	12	4	6,200

FG % 1st Half: 17-29 58.6% 2nd Half: 13-24 54.2% Game: 30-53 56.6%  
3FG % 1st Half: 8-15 53.3% 2nd Half: 0-4 0.0



# INDIVIDUAL RECORDS

## POINTS SCORED

### • Game:

- 51, Red Murrell, vs. Houston (OT), 3-3-58 (20-44, 11-14)
- 47, Lewis Lloyd, vs. Wisc.-Superior, 1-5-80 (16-25, 15-20)
- 45, Red Murrell, vs. Wichita State, 2-23-57 (15-30, 15-19)
- 43, Wayne Kreklow, vs. Memphis State (19-22, 5-6)
- 43, Lewis Lloyd, vs. Wichita State, 1-24-81 (15-31, 13-14)

### • Season:

- 815, Lewis Lloyd, 1979-80 (30.2 ppg)
- 762, Lewis Lloyd, 1980-81 (26.3 ppg)
- 668, Red Murrell, 1957-58 (26.7 ppg)
- 633, Willie McCarter, 1968-69 (20.4 ppg)
- 603, Willie McCarter, 1967-68 (23.2 ppg)

### • Career:

- 1,789, Josh Young, 2006-10 (127 games, 14.1 ppg)
- 1,657, Red Murrell, 1955-58 (73 games, 22.7 ppg)
- 1,651, Melvin Mathis, 1982-86 (110 games, 15.0 ppg)
- 1,626, Willie McCarter, 1966-69 (77 games, 21.1 ppg)
- 1,577, Lewis Lloyd, 1979-81 (56 games, 28.2 ppg)

## FIELD GOALS MADE

### • Game:

- 20, Red Murrell vs. St. Louis, 2-21-56 (35 att.)
- 20, Red Murrell vs. Houston (OT), 3-3-58 (44 att.)
- 19, Wayne Kreklow vs. Memphis State, 12-16-78 (22 att.)
- 18, Lewis Lloyd vs. Oral Roberts, 1-6-81 (27 att.)
- 18, Lewis Lloyd vs. Creighton, 1-19-81 (28 att.)
- 18, Pop Wright vs. Tulsa, 2-21-81 (29 att.)

### • Season:

- 324, Lewis Lloyd, 1979-80 (585 att.)
- 298, Lewis Lloyd, 1980-81 (548 att.)
- 272, Willie McCarter, 1968-69 (610 att.)
- 261, Larry Haralson, 1974-75 (519 att.)
- 254, Red Murrell, 1956-57 (541 att.)

### • Career:

- 694, Willie McCarter, 1966-69 (1,566 att.)
- 622, Lewis Lloyd, 1979-81 (1,133 att.)
- 614, Wayne Kreklow, 1975-79 (1,229 att.)
- 611, Red Murrell, 1955-58 (1,575 att.)
- 606, Melvin Mathis, 1982-86 (1,208 att.)
- 563, Pop Wright, 1978-81 (1,195 att.)

## FIELD GOAL ATTEMPTS

### • Game:

- 44, Red Murrell vs. Houston (OT), 3-3-58 (20 made)
- 36, Red Murrell vs. Cincinnati, 12-28-57 (10 made)
- 35, Red Murrell vs. St. Louis, 2-21-56 (20 made)
- 35, Willie McCarter vs. Memphis State, 2-2-68 (15 made)
- 35, Lewis Lloyd vs. Wichita State, 1-28-80 (13 made)

### • Season:

- 634, Red Murrell, 1957-58 (254 made)
- 610, Willie McCarter, 1968-69 (272 made)
- 585, Lewis Lloyd, 1979-80 (324 made)
- 558, Willie McCarter, 1967-68 (252 made)
- 548, Lewis Lloyd, 1980-81 (298 made)

### • Career:

- 1575, Red Murrell, 1955-58 (611 made)
- 1566, Willie McCarter, 1966-69 (694 made)
- 1312, Josh Young, 2006-10 (546 made)
- 1282, Gus Guydon, 1958-61 (521 made)
- 1229, Wayne Kreklow, 1975-79 (614 made)
- 1208, Melvin Mathis, 1982-86 (606 made)

## FIELD GOAL PERCENTAGE

### • Season (100 made):

- .650, Craig Davis, 1972-73 (104-160)
- .592, Tom Bush, 1970-71 (177-299)
- .568, Ken Harris, 1976-77 (217-382)
- .568, Sam Roark, 1989-90 (204-359)
- .554, Lewis Lloyd, 1979-80 (324-585)

.550, Terry McKissick, 1974-75 (195-354)

.549, Greg Danielson, 2002-03 (173-315)

### • Career (200 made):

- .601, Sam Roark, 1986-90 (204-359)
- .574, Tom Bush, 1969-71 (286-498)
- .570, Craig Davis, 1971-74 (290-509)
- .554, Michael Morgan, 1985-87 (270-487)
- .549, Lewis Lloyd, 1979-81 (622-1133)
- .542, Sam Roark, 1986-90 (494-912)
- .533, Terry McKissick, 1973-75 (282-529)

## 3-POINT FIELD GOALS MADE

### • Game:

- 9, Jeff Allen vs. Tulsa, 1-13-94
- 8, B.J. Windhorst vs. San Diego, 12-29-94
- 8, Jeff Allen vs. Colorado State, 12-10-92
- 8, Eric Berger vs. Miss. Valley St., 12-30-88
- 7, Donta Randle vs. Evansville, 2-20-95
- 7, Jeff Allen vs. Wichita State, 1-11-93
- 7, B.J. Windhorst vs. So. Illinois, 2-17-96

### • Season:

- 91, Luke McDonald, 2001-02
- 86, Josh Young, 2007-08
- 86, Luke McDonald, 2000-01
- 83, Eric Berger, 1988-89
- 83, Klayton Korver, 2007-08
- 80, B.J. Windhorst, 1994-95
- 71, Ryan Wedel, 2010-11
- 71, B.J. Windhorst, 1995-96
- 68, Jeff Allen, 1993-94
- 66, Ryan Wedel, 2009-10
- 66, Matt Woodley, 1999-2000
- 66, Jonathan Cox, 2008-09
- 66, Adam Templeton, 2009-10
- 64, Luke McDonald, 2002-03
- 63, Klayton Korver, 2006-07
- 61, Jeff Allen, 1992-93
- 61, Chris Bryant, 2005-06
- 60, Armand LeVasseur, 1997-98
- 59, Josh Young, 2008-09
- 59, Armand LeVasseur, 1998-99
- 59, Terrell Jackson, 1988-89
- 57, Josh Young, 2006-07
- 56, Matt Woodley, 1997-98
- 56, Andry Sola, 2001-02
- 56, Klayton Korver, 2004-05
- 56, Josh Parker, 2008-09
- 56, Ryan Wedel, 2009-10

### • Career:

- 255, Josh Young, 2006-10
- 241, Luke McDonald, 2001-03
- 241, Klayton Korver, 2003-08
- 178, Armand LeVasseur, 1996-2000
- 169, Matt Woodley, 1997-2000
- 151, Lynnrick Rogers, 1993-97
- 151, B.J. Windhorst, 1994-96
- 137, Ryan Wedel, 2009-11
- 129, Jeff Allen, 1992-94
- 129, Eric Berger, 1987-89
- 120, Chris Bryant, 2004-07
- 95, Lonnie Randolph, 2001-05
- 91, Adam Templeton, 2008-10

## 3-POINT FIELD GOALS ATTEMPTED

### • Game:

- 20, B.J. Windhorst vs. Tulsa, 1-2-95
- 18, B.J. Windhorst vs. Iowa, 11-29-94
- 17, Luke McDonald at Hawaii, 11-18-01
- 17, Jeff Allen vs. Tulsa, 1-13-94

### • Season:

- 243, Klayton Korver, 2007-08
- 223, B.J. Windhorst, 1994-95
- 217, Eric Berger, 1988-89
- 214, Matt Woodley, 1999-2000
- 214, Luke McDonald, 2001-02
- 198, Josh Young, 2007-08
- 188, Luke McDonald, 2002-03
- 187, Luke McDonald, 2000-01
- 184, Josh Young, 2008-09
- 182, Chris Bryant, 2005-06
- 179, Ryan Wedel 2009-10
- 176, Ryan Wedel, 2010-11

## FREE THROWS MADE

### • Game:

- 22, Lonnie Randolph vs. Northern Iowa, 1-29-05 (24 att.)
- 22, Lewis Lloyd vs. Bradley, 3-3-81 (26 att.)
- 19, Willie Cerf vs. Loyola-Chicago, 2-23-55 (22 att.)
- 16, Sam Roark vs. Creighton, 2-11-88 (19 att.)
- 16, Terry McKissick vs. Tulsa, 3-1-75 (23 att.)
- 15, Red Murrell vs. Wichita State, 2-23-57 (19 att.)
- 15, Red Murrell vs. North Texas, 2-1-58 (20 att.)
- 15, Lewis Lloyd vs. Wisconsin-Superior, 1-5-80 (20 att.)
- 15, Daryl Lloyd vs. Iowa State, 12-8-84 (17 att.)
- 15, Lonnie Randolph vs Florida Atlantic, 11-22-02 (19 att.)

### • Season:

- 181, Red Murrell, 1956-57 (237 att.)
- 168, Josh Young, 2008-09 (198 att.)
- 167, Lewis Lloyd, 1979-80 (236 att.)
- 166, Lewis Lloyd, 1980-81 (222 att.)
- 160, Red Murrell, 1957-58 (277 att.)
- 147, Willie Cerf, 1955-56 (186 att.)

### • Career:

- 439, Melvin Mathis, 1982-86 (600 att.)
- 435, Red Murrell, 1955-58 (610 att.)
- 356, Lonnie Randolph, 2001-05 (470 att.)
- 339, Willie Cerf, 1953-56 (558 att.)
- 333, Lewis Lloyd, 1979-81 (460 att.)
- 322, John Rennie, 1947-50 (497 att.)
- 316, Josh Young, 2006-present (404 att.)
- 280, Gus Ollrich, 1946-54 (357 att.)

## FREE THROWS ATTEMPTED

### • Game:

- 26, Lewis Lloyd vs. Bradley, 3-3-81 (22 made)
- 24, Lonnie Randolph vs. N. Iowa, 1-29-05 (22 made)
- 23, Terry McKissick vs. Tulsa, 3-1-75 (16 made)
- 22, Willie Cerf vs. Detroit, 1-18-54 (8 made)
- 22, Willie Cerf vs. Loyola-Chicago, 2-23-55 (19 made)
- 20, Red Murrell vs. North Texas State, 2-1-58 (15 made)
- 20, Lewis Lloyd vs. Wisconsin-Superior, 1-5-80 (15 made)
- 19, Sam Roark vs. Creighton, 2-11-88 (16 made)
- 19, Lonnie Randolph vs. Florida Atlantic, 11-22-02 (15 made)
- 17, Sam Roark vs. Southern Illinois, 1-13-90 (11 made)

### • Season:

- 237, Red Murrell, 1956-57 (181 made)
- 236, Lewis Lloyd, 1979-80 (167 made)
- 227, Red Murrell, 1957-58 (160 made)
- 225, Willie Cerf, 1954-55 (147 made)
- 224, Lewis Lloyd, 1980-81 (166 made)

### • Career:

- 610, Red Murrell, 1955-58 (435 made)
- 600, Melvin Mathis, 1982-86 (439 made)
- 563, Josh Young, 2006-2010 (442 made)
- 558, Willie Cerf, 1953-56 (339 made)
- 497, John Rennie, 1947-50 (322 made)
- 470, Lonnie Randolph, 2001-05 (356 made)
- 460, Lewis Lloyd, 1979-81 (333 made)
- 441, Sam Roark, 1986-90 (266 made)
- 383, Dolph Pulliam, 1966-69 (257 made)

# INDIVIDUAL RECORDS

## FREE THROW PERCENTAGE

### • Season (50 made):

- .889, Aaron Thomas, 2000-01 (64-72)
- .880, Chaun Brooks, 2005-06 (66-75)
- .873, Mike Kreklow, 1982-83 (55-63)
- .866, Luke McDonald, 2001-02 (103-119)
- .861, Luke McDonald, 2002-03 (68-79)
- .860, David Miller, 1985-86 (74-86)
- .857, Wayne Kreklow, 1978-79 (78-91)
- .852, Terry McKissick, 1974-75 (144-169)
- .850, Jeff Allen, 1992-93 (51-60)
- .848, Josh Young, 2008-09 (168-198)
- .836, Gus Ollrich, 1952-53 (61-73)
- .833, Adam Emmenecker, 2007-08 (125-150)
- .835, Bart Friedrich, 1987-88 (101-128)
- .824, Pete Eggers, 2004-05 (112-136)
- .816, Lonnie Randolph, 2004-05 (102-125)
- .808, Bart Friedrich, 1988-89 (193-239)

### • Career (100 made):

- .897, Mike Kreklow, 1982-84 (104-116)
- .861, Luke McDonald 2000-03 (211-245)
- .830, Terry McKissick, 1973-75 (205-247)
- .824, Larry Haralson, 1972-75 (112-136)
- .817, David Miller, 1985-87 (125-153)
- .806, Bobby Jones, 1969-71 (133-165)
- .797, Adam Emmenecker, 2004-08 (154-193)

## ASSISTS

### • Game:

- 15, Jeff Hill vs. Memphis State, 12-16-78
- 15, Jeff Hill vs. Wisconsin-Superior, 1-5-80
- 14, Adam Emmenecker vs. W. Ky., 3-21-08
- 13, Napoleon Gaither vs. Bradley, 1-12-78
- 13, Terry Benka vs. Bradley, 2-28-77
- 13, Terry Youngbauer vs. N. Mexico St., 2-20-80
- 13, Jeff Hill vs. Tulsa, 2-21-81
- 13, Matt Woodley vs. Southern Illinois, 2-11-98

### • Season:

- 213, Adam Emmenecker, 2007-08
- 174, Al Stewart, 2006-07
- 156, Terry Benka, 1976-77
- 148, Lamont Evans, 1999-2000
- 147, Stephfon Butler, 1984-85
- 144, Al Stewart, 2005-06
- 140, Ron Caldwell, 1973-74
- 136, Glenn Martin, 1985-86
- 131, Napoleon Gaither, 1975-76
- 130, Curt Smith, 1992-93
- 128, Terry Benka, 1974-75
- 127, Rodney Chamble, 1989-90
- 126, Craig Stanley, 2008-09

### • Career:

- 384, Glenn Martin, 1984-88
- 382, Lonnie Randolph, 2001-05
- 378, Stephfon Butler, 1981-85
- 337, Napoleon Gaither, 1975-78
- 319, Ron Caldwell, 1973-75
- 318, Al Stewart, 2005-07
- 315, Terry Youngbauer, 1979-83
- 308, Terry Benka, 1973-77
- 278, Wayne Kreklow, 1975-79
- 277, Adam Emmenecker, 2004-08
- 272, Jeff Hill, 1977-81
- 263, Josh Young, 2006-10

## STEALS

### • Game:

- 9, Al Stewart at Illinois State, 2-14-06
- 8, Dan Knuckey vs. Simpson, 11-27-93
- 7, Al Stewart vs. Montana, 12-10-05
- 7, Lewis Lloyd vs. Creighton, 2-26-80
- 6, Nick Grant vs. UC Irvine, 12-12-06
- 6, Nick Grant vs. Waldorf, 11-25-06
- 6, Lynnrick Rogers vs. E. Michigan 11-30-96
- 6, Lonnie Randolph vs. Evansville, 2-28-04
- 6, Lonnie Randolph vs. S. Utah, 12-13-03
- 6, Lonnie Randolph vs. Iowa, 11-30-04

### • Season:

- 75, Curt Smith, 1992-93
- 72, William Celestine, 1993-94
- 70, Lonnie Randolph, 2003-04
- 68, Matt Woodley, 1998-99
- 66, Dan Knuckey, 1995-96
- 65, Matt Woodley, 1999-2000
- 62, Nick Grant, 2006-07
- 61, Matt Woodley, 1997-98
- 61, Al Stewart, 2005-06
- 59, Stephfon Butler, 1982-83

### • Career:

- 194, Matt Woodley, 1997-2000
- 190, Lonnie Randolph, 2001-05
- 188, William Celestine, 1990-94
- 180, Lynnrick Rogers, 1993-97
- 178, Nick Grant, 2003-07
- 149, Dan Knuckey, 1992-96
- 138, Josh Young, 2006-10
- 127, Chaun Brooks, 2003-06
- 109, Sam Roark, 1986-90
- 108, B.J. Windhorst, 1994-96
- 101, Al Stewart, 2005-07
- 81, Michael Morgan, 1985-87

## BLOCKED SHOTS

### • Game:

- 7, Lewis Lloyd vs., N. M. State, 2-13-80
- 6, Aliou Keita vs. Missouri Sate, 1-30-06
- 5, Brent Heemskerck vs. Bradley, 2-19-08
- 5, Lewis Lloyd vs. Missouri-K.C., 12-4-79
- 5, Nelson Johnson vs. Ball State, 11-28-83
- 5, Greg Danielson vs. Indiana State, 1-17-03
- 5, David Bancroft at Akron, 2-21-04
- 5, Aliou Keita at Illinois State, 1-21-07
- 5, Aliou Keita vs. Indiana State, 1-18-07
- 5, Aliou Keita at Creighton, 1-19-05
- 5, Aliou Keita vs. Iowa, 11-30-04
- 4, Seth VanDeest vs. Southern Utah, 11-24-10**
- 4, Aliou Keita vs. Cal-Irvine, 2-18-06
- 4, Paul Weakley vs. U.S. Int., 11-24-89
- 4, Lewis Lloyd vs. Oral Roberts, 12-6-79
- 4, Joey Gaw at Missouri State, 2-21-01
- 4, Andry Sola vs. Missouri State, 1-13-01
- 4, David Bancroft vs. Wichita State, 1-31-04

### • Season:

- 55, Aliou Keita, 2004-05
- 49, Aliou Keita, 2006-07
- 45, Seth VanDeest, 2009-10**
- 41, Lewis Lloyd, 1979-80
- 40, Kevin Bennett, 1994-95
- 34, Jonathan Cox, 2007-08
- 33, Ken Maxey, 1995-96
- 31, Ken Maxey, 1994-95
- 29, Calvin Tillis, 1990-91
- 29, Aliou Keita, 2005-06

### • Career:

- 133, Aliou Keita, 2004-07
- 89, Jonathan Cox, 2005-09
- 73 Brent Heemskerck, 2004-09
- 67, William Celestine, 1990-94
- 64, Ken Maxey, 1994-96
- 63, Lewis Lloyd, 1979-81
- 63, Seth VanDeest, 2009-present**
- 58, Dave Bancroft, 2001-05
- 55, Kevin Bennett, 1994-97
- 49, Rashaad Thomas, 1995-98
- 48, Ernie Banks, 1977-81
- 46, Sam Roark, 1986-90
- 46, Glenn Martin, 1948-88

**bold indicates active player**



# TEAM RECORDS

## SCORING

**• Game:**  
 162, Grinnell, 12-11-02  
 130, Missouri-Kansas City, 1-20-71  
 123, Wisconsin-Platteville, 12-1-71  
 123, Chicago State, 12-27-71  
 120, at Wichita State, 2-20-69  
 118, Northeastern Illinois, 12-20-75  
 118, Cal Poly-Pomona, 12-2-68

**• Half:**  
 89-2nd, Grinnell, 12-11-02  
 66-2nd, Wichita State, 2-15-79  
 64-2nd, Texas-San Antonio, 12-30-95  
 62-1st, Tulsa, 1-13-94  
 62-2nd, Southern Illinois, 2-25-91  
 59-2nd, Louisiana State, 1-2-93  
 56-2nd, Chicago State, 12-23-10  
 54-2nd, Southern Illinois, 1-23-96  
 50-1st, Indiana State, 1-14-93

**• Season:**  
 2699, 1968-69 (31 games, 87.1)  
 2423, 1970-71 (29 games, 83.5)  
 2420, 1969-70 (29 games, 83.4)  
 2398, 2006-07 (32 games, 74.9)  
 2398, 1979-80 (27 games, 88.8)  
 2384, 1980-81 (29 games, 82.2)

## SCORING AVERAGE

**• Season:**  
 88.8, 1979-80 (27 games, 2398)  
 87.1, 1968-69 (31 games, 2699)  
 83.5, 1970-71 (29 games, 2423)  
 83.4, 1969-70 (29 games, 2420)  
 82.5, 1960-61 (26 games, 2144)

## VICTORY MARGIN

**• Game:**  
 62, Drake 110, Illinois College 48, 12-9-61  
 57, Drake 130, Mo.-Kansas City 73, 1-20-71  
 54, Drake 100, Northeastern Illinois 56, 12-14-74  
 53, Drake 104, Waldorf 51, 12-3-06  
 53, Drake 114, Illinois College 61, 12-8-67  
 52, Drake 115, Chicago State 63, 12-4-73  
 52, Drake 132, Wis.-Platteville 71, 12-1-71  
 52, Drake 162, Grinnell 110, 12-11-02  
 51, Drake 102, Chicago State 51, 12-23-10

**• Season:**  
 15.7, 1968-69 (87.1-71.4)  
 11.8, 2007-08 (73.9-62.1)  
 10.9, 1960-61 (82.5-71.6)  
 9.9, 1970-71 (83.5-73.6)  
 9.7, 1961-62 (74.6-64.9)  
 8.1, 1967-68 (80.8-72.7)

## OPPONENTS SCORING

**• Game:**  
 125, Wichita State, 2-15-79  
 119, Iowa State, 1-27-93  
 118, North Texas State, 1-30-69  
 117, Wichita State, 2-18-80  
 117, Iowa State, 12-12-89 (OT)  
 115, Tulsa, 1-13-94  
 112, Iowa, 12-23-78  
 111, Wisconsin-Whitewater, 12-4-74 (2 OT)

**• Season:**  
 2374, 2006-07 (32 games, 74.2)  
 2294, 1989-90 (31 games, 74.0)  
 2269, 1975-76 (27 games, 84.0)  
 2266, 1969-70 (29 games, 78.1)  
 2262, 1979-80 (27 games, 83.8)  
 2259, 2009-10 (32 games, 68.5)  
 2252, 1980-81 (29 games, 77.7)

## TWO-TEAM SCORING

**• Game:**  
 272, Drake 162, Grinnell 110, 12-11-02  
 231, Iowa State 117, Drake 114 (OT), 12-12-89  
 225, Drake 114, Wisconsin-Whitewater 111 (2 OT), 12-4-74  
 224, Drake, 115, Los Angeles State 109 (2 OT), 12-13-79  
 223, Drake 114, Wichita St. 109 (OT), 1-16-79  
 222, Drake 116, Texas-Arlington 106, 12-22-79  
 221, Wichita State 125, Drake 96, 2-15-79  
 221, Wichita State 117, Drake 104, 2-18-80

## FIELD GOALS MADE

**• Game:**  
 60, Grinnell, 12-11-02 (88 att.)  
 54, Wisconsin-Platteville, 12-1-71 (81 att.)  
 53, Wichita State, 2-20-69 (76 att.)  
 52, Missouri-Kansas City, 1-20-71 (92 att.)  
 51, Illinois College, 12-8-67 (102 att.)  
 51, Northeastern Illinois, 12-20-74 (85 att.)  
 50, Chicago State, 12-27-71 (94 att.)  
 50, Augustana (S.D.), 12-2-80 (89 att.)

**• Season:**  
 1089, 1968-69 (2324 att.)  
 1002, 1970-71 (2068 att.)  
 986, 1969-70 (2119 att.)  
 979, 1979-80 (1956 att.)  
 973, 1974-75 (2012 att.)

## FIELD GOAL ATTEMPTS

**• Game:**  
 103, Los Angeles State, 12-13-69 (48 made)  
 102, Illinois College, 12-8-67 (51 made)  
 100, South Dakota State, 12-4-65 (35 made)  
 100, Wis.-Whitewater, 12-4-74 (47 made)  
 100, Wichita State, 1-16-79 (46 made)  
 99, Nevada-Reno, 12-16-69 (41 made)

**• Season:**  
 2324, 1968-69 (1089 made)  
 2119, 1969-70 (986 made)  
 2068, 1970-71 (1002 made)  
 2062, 1978-79 (937 made)  
 2036, 1975-76 (888 made)

## FIELD GOAL PERCENTAGE

**• Game:**  
 .694, Creighton, 2-18-82 (25-36)  
 .686, Indiana State, 12-30-04 (24-35)  
 .685, Loyola Marymount, 12-21-62 (37-54)  
 .682, Grinnell, 12-11-02 (60-88)  
 .671, Wichita State, 2-20-69 (53-79)  
 .667, Wisconsin-Platteville, 12-1-71 (54-81)  
 .667, Tulsa, 3-1-75 (42-63)  
 .658, Illinois State, 2-1-86 (25-38)

**• Half:**  
 .814, Arkansas State (2), 2-15-74 (22-27)  
 .800, Hawaii Pacific (2), 11-30-86 (20-25)  
 .789, Wichita State (2), 2-20-69 (30-38)  
 .786, Grinnell (2), 12-11-02 (33-42)  
 .765, Creighton (2), 2-18-82 (13-17)  
 .762, Missouri State (2), 1-14-91 (16-21)  
 .759, Texas-San Antonio (2), 12-30-95 (22-29)  
 .750, Indiana State (1), 12-30-04 (15-20)  
 .750, Illinois State (2), 2-1-86 (15-20)  
 .731, Loyola Marymount (1), 12-21-62 (19-26)  
 .727, Jackson State (2), 12-9-89 (16-22)

**• Season:**  
 .503, 1980-81 (966-1920)  
 .501, 1979-80 (979-1956)  
 .489, 1972-73 (889-1818)  
 .489, 1983-84 (687-1405)  
 .489, 1989-90 (874-1789)  
 .484, 1970-71 (1002-2068)  
 .483, 1974-75 (973-2012)

## 3-POINT FIELD GOALS MADE

**• Game:**  
 17, Wichita State, 1-11-01 (17-23)  
 17, Illinois State, 2-14-96 (17-31)  
 16, Southern Illinois, 2-2-11 (16-24)  
 16, Missouri State, 1-27-99 (16-39)  
 16, Western Kentucky, 3-21-08 (16-42) (OT)  
 15, Chicago State, 12-23-10 (15-28)  
 15, Evansville, 3-1-07 (15-27)  
 14, Tulsa, 1-13-94 (14-32)  
 13, Delaware State, 11-27-00 (13-22)  
 13, Northern Iowa, 1-26-08 (13-27)  
 13, Milwaukee, 11-24-07 (13-26)  
 13, Colorado State, 12-10-92 (13-25)  
 13, Iowa State, 1-27-93 (13-37)  
 12, Tulsa, 3-5-94 (12-26)  
 12, Creighton, 1-9-93 (12-25)  
 12, Iowa, 11-29-88 (12-27)  
 12, San Diego, 12-24-94 (12-23)  
 12, Mississippi Valley State, 12-23-99 (12-26)  
 12, Iowa, 12-28-99 (12-21)  
 12, Akron, 11-19-04 (12-19)

**• Season:**  
 310, 2007-08 (840 att.)  
 284, 2009-10 (746 att.)  
 266, 2008-09 (765 att.)  
 232, 2001-02 (595 att.)  
 203, 2010-11 (573 att.)  
 201, 2000-01 (507 att.)  
 197, 1998-99 (608 att.)  
 194, 2006-07 (589 att.)  
 193, 1994-95 (603 att.)  
 182, 1997-98 (552 att.)  
 175, 2003-04 (558 att.)  
 175, 1993-94 (516 att.)  
 175, 2004-05 (522 att.)  
 172, 1988-89 (428 att.);  
 172, 1992-93 (464 att.)

## 3-POINT FIELD GOAL ATTEMPTS

**• Game:**  
 45, Iowa, 11-29-94  
 42, Western Kentucky, 3-2-2008 (OT)  
 39, Missouri State, 1-27-99  
 38, Missouri State, 2-26-2008  
 37, Iowa State, 1-27-93  
 35, Southern Illinois, 1-26-95  
 32, Tulane, 1-2-95; 32, Tulsa, 1-13-94  
 31, Yale, 12-29-97; 31, Hawaii, 11-18-01  
 31, Illinois State, 2-14-96

**• Season:**  
 840, 2007-08 (310 made)  
 765, 2008-09 (266 made)  
 746, 2009-10 (284 made)  
 608, 1998-99 (197 made)  
 603, 1994-95 (193 made)  
 595, 2001-02 (232 made)  
 589, 2006-07 (194 made)  
 573, 2010-11 (203 made)  
 558, 2003-04 (175 made)  
 552, 1997-98 (182 made)  
 529, 1999-2000 (166 made)  
 516, 1993-94 (175 made)

### 3-POINT FIELD GOAL PERCENTAGE

- **Game:**
- .833, Tulsa, 1-11-92 (5-6)
- .811, San Jose State, 12-17-05 (8-11)
- .778, Tulsa, 1-5-91 (7-9)
- .739, Wichita State, 1-11-01 (17-23)
- .700, Wis.-Milwaukee, 1-18-92 (7-10)
- .667, at Southern Illinois, 2-2-11 (16-24)
- .667, Mercer, 12-8-89 (6-9)
- .667, Indiana State, 12-30-04 (6-9)
- .636, Oral Roberts, 12-15-00 (7-11)
- .632, Akron, 11-19-04 (12-19)
- .625, Liberty, 11-24-95 (10-16)
- .625, Colgate, 12-3-90 (5-8)
- **Season:**
- .404, 1988-89 (80-198)
- .401, 2000-01 (102-254)
- .401, 1987-88 (102-254)

### FREE THROW PERCENTAGE

- **Game (10 attempts):**
- .958, Arizona, 3-16-75 (23-24)
- .957, Northern Iowa, 2-4-93 (22-23)
- .955, Western Illinois, 12-11-04 (21-22)
- .950, Missouri State, 2-1-06 (19-20)
- .950, Bradley, 2-15-88 (19-20)
- .947, Cincinnati, 1-25-73 (18-19)
- .947, Northern Iowa, 2-16-2008 (18-19)
- .944, Creighton, 1-22-2008 (17-18)
- .941, Southern Illinois, 2-16-85 (16-17)
- .938, Baylor, 12-27-77 (15-16)
- .933, Indiana State, 2-15-01 (28-30)
- .933, Eastern Michigan, 11-30-96 (14-15)
- .923, Iowa, 11-29-82 (12-13)
- **Season:**
- .762, 2000-01 (428-562)
- .759, 2007-08 (498-656)
- .757, 2009-10 (437-577)
- .754, 1974-75 (402-533)
- .753, 2008-09 (488-648)
- .741, 2002-03 (463-625)
- .735, 1982-83 (450-612)
- .731, 1992-93 (421-576)
- .723, 2004-05 (524-725)
- .722, 1984-85 (369-511)
- .721, 2001-02 (439-606)
- .715, 2005-06 (492-688)
- .715, 1977-78 (409-572)
- .710, 2006-07 (564-794)
- .705, 1987-88 (401-569)
- .700, 1972-73 (346-494)
- .699, 1999-2000 (395-565)

### FREE THROWS MADE

- **Game:**
- 41, Grinnell, 12-11-02 (50 att.)
- 37, Illinois State, 1-17-01 (52 att.)
- 36, Creighton, 1-5-55 (51 att.)
- 36, Wichita State, 1-26-56 (51 att.)
- 36, Indiana State, 2-23-84 (46 att.)
- 35, Pittsburgh, 3-14-65 (39 att.)
- 34, Sacramento State, 12-5-92 (44 att.)
- 34, Los Angeles State, 12-19-56 (47 att.)
- 34, Wisconsin-Superior, 1-5-80 (43 att.)
- 34, Morningside, 12-11-82 (39 att.)
- 34, Northern Iowa, 1-29-05 (39 att.)
- **Season:**
- 595, 1952-53 (886 att.)
- 564, 2006-07 (794 att.)
- 539, 1955-56 (802 att.)
- 530, 1953-54 (824 att.)
- 524, 2004-05 (725 att.)
- 516, 1956-57 (748 att.)
- 511, 1968-69 (771 att.)

### FREE THROW ATTEMPTS

- **Game:**
- 62, Detroit, 1-18-54 (33 made)
- 52, Illinois State, 1-17-01 (37 made)
- 52, Wichita State, 1-18-56 (36 made)
- 51, Bradley, 2-20-54 (31 made)
- 51, Creighton, 1-8-55 (36 made)
- 50, Cornell (Iowa), 12-2-50 (30 made)
- 50, Grinnell, 12-1-02 (41 made)
- 47, Detroit, 2-3-55 (33 made)
- 45, U.S. International, 12-15-90 (26 made)
- **Season:**
- 886, 1952-53 (595 made)
- 824, 1953-54 (530 made)
- 802, 1955-56 (539 made)
- 794, 2006-07 (564 made)
- 787, 1954-55 (507 made)
- 771, 1968-69 (511 made)

### REBOUNDS

- **Game:**
- 85, Illinois College, 12-8-67
- 84, William Jewell, 12-1-65
- 83, Washington (Mo.), 3-2-63
- 82, Southern Illinois-Alton, 12-3-60
- 81, North Texas State, 2-27-60
- **Season:**
- 1456, 1969-70 (29 games, 50.2)
- 1382, 1960-61 (26 games, 53.2)
- 1368, 1968-69 (31 games, 50.1)
- 1365, 1970-71 (29 games, 47.0)
- 1350, 1963-64 (28 games, 47.8)

### REBOUND AVERAGE

- **Season:**
- 53.2, 1960-61 (26 games, 1383)
- 53.0, 1964-65 (25 games, 1325)
- 52.6, 1961-62 (24 games, 1256)
- 50.4, 1962-63 (25 games, 1261)
- 50.2, 1969-70 (29 games, 1456)

### ASSISTS

- **Game:**
- 35, Grinnell, 12-11-02
- 34, Southern Illinois, 1-10-80
- 31, North Texas, 2-25-75
- 29, Memphis State, 12-16-78
- 28, Wisconsin-Superior, 1-5-80
- 27, Waldorf, 11-25-06
- 27, Wichita State, 2-28-94
- 27, Creighton, 2-26-85
- 27, Texas-Arlington, 12-22-79
- 27, Missouri-Kansas City, 12-4-79
- **Season:**
- 524, 1979-80
- 489, 2006-07
- 488, 1978-79
- 487, 1974-75
- 485, 2007-08
- 468, 1989-90
- 457, 1977-78
- 449, 1985-86

### PERSONAL FOULS

- **Game:**
- 39, Oklahoma State, 1-13-51 (30T)
- 38, California, 11-28-77
- 37, Detroit, 1-18-54
- 37, Iowa State, 12-14-67
- 37, Wichita State, 2-15-79
- **Season:**
- 655, 1978-79
- 652, 1977-78
- 644, 1968-69
- 641, 1975-76
- 613, 1969-70

### STEALS

- **Game:**
- 27, Simpson, 11-27-93
- 24, Wichita State, 1-11-92
- 21, Indiana State, 2-5-94
- 19, Cal State-Fullerton, 12-12-92
- 18, UC Irvine, 12-12-06
- 18, Evansville, 2-28-04
- 18, Bradley, 12-23-93
- **Season:**
- 337, 1993-94
- 321, 2003-04
- 292, 1992-93

### BLOCKED SHOTS

- **Game:**
- 10 vs. Texas-San Antonio, 12-10-94
- 10 vs. Missouri-Kansas City, 12-4-79
- **Season:**
- 107, 1994-95
- 91, 2006-07
- 90, 1990-91
- 88, 2004-05
- 87, 2010-11
- 87, 1989-90

### TURNOVERS

- **Game:**
- 34, Indiana 12-27-97
- 30, Loyola-Chicago, 11-25-97
- 29, Iowa, 11-30-93
- 29, Marquette, 3-10-86

### TURNOVERS FORCED

- **Game:**
- 37 by Wichita State, 1-11-93
- 36 by Fort Hays State, 1-6-79
- 34 by Saint Louis, 1-26-76
- 33 by Augustana (S.D.) 12-2-80
- 32 by St. Cloud State, 12-18-76
- 32 by Northeastern Illinois 12-14-74
- 31 by Iowa 2-10-76
- 31 by Illinois State, 12-30-75
- 30 by Houston, 1-6-95
- 30 by Indiana State, 2-5-94
- 30 by San Jose State, 12-21-92
- 29 by Sacramento State, 12-5-92
- 29 by U.S. International, 12-15-90
- 29 by Wichita State, 1-4-96
- 29 by Southern Illinois, 12-20-97



# YEARLY LEADERS

## SCORING

Year	Player	G	FG-A	FT-A	Pts	Avg
1945-46	Gordon Flick	26	92-	76-	260	10.0
1946-47	John Pritchard	29	127-	60-	314	10.8
1947-48	John Pritchard	24	116-371	63-118	295	12.3
1948-49	John Pritchard	24	112-328	57-103	281	11.7
1949-50	John Rennie	24	148-460	135-191	431	18.0
1950-51	John Rennie	24	110-336	99-156	319	13.3
1951-52	Gus Ollrich	25	115-290	73-100	303	12.1
	Tom Hyland	25	118-298	67-89	303	12.1
1952-53	Gus Ollrich	25	143-366	173-171	423	16.9
1953-54	Ben Bumbry	14	87-227	70-98	244	17.4
1954-55	Willie Cerf	21	146-359	147-225	439	20.9
1955-56	Red Murrell	24	153-400	94-146	400	16.6
1956-57	Red Murrell	24	204-541	181-237	589	24.5
1957-58	Red Murrell	25	254-634	160-227	668	26.7
1958-59	Bob Tealer	24	157-426	97-137	411	17.1
1959-60	Gus Guydon	25	189-459	84-131	462	18.5
1960-61	Gus Guydon	26	200-471	82-128	482	18.5
1961-62	Jerry Foster	24	153-368	105-152	411	17.2
1962-63	McCoy McLemore	25	127-326	81-122	335	13.4
1963-64	McCoy McLemore	27	157-359	92-144	406	15.0
1964-65	Gene West	25	171-396	77-104	419	16.8
1965-66	Harold Jeter	25	111-272	52-80	274	11.0
1966-67	Bob Netolicky	25	183-355	74-108	440	17.6
1967-68	Willie McCarter	26	252-558	99-142	603	23.2
1968-69	Willie McCarter	31	272-610	89-112	633	20.4
1969-70	Jeff Halliburton	29	199-365	71-96	469	16.2
1970-71	Jeff Halliburton	29	227-497	70-91	524	18.0
1971-72	Leon Huff	26	119-267	66-102	304	11.6
1972-73	Dennis Bell	26	174-330	76-118	424	16.3
1973-74	Larry Haralson	26	187-366	32-38	406	15.6
1974-75	Larry Haralson	29	261-519	63-78	585	20.1
1975-76	Ken Harris	27	209-441	72-119	490	18.1
1976-77	Ken Harris	27	217-382	93-142	527	19.1
1977-78	Wayne Kreklow	28	163-310	99-125	425	15.2
1978-79	Wayne Kreklow	27	224-431	78-91	526	19.5
1979-80	Lewis Lloyd	27	324-585	167-236	815	30.2
1980-81	Lewis Lloyd	29	298-548	166-224	762	26.3
1981-82	Donnie Earl	27	104-202	56-88	264	9.8
1982-83	Melvin Mathis	26	114-253	78-107	306	11.8
1983-84	Melvin Mathis	28	202-372	132-185	536	19.1
1984-85	Daryl Lloyd	27	192-415	98-124	482	17.9
1985-86	David Miller	30	191-369	74-86	456	15.2
1986-87	Michael Morgan	31	172-325	134-216	478	15.4
1987-88	Sam Roark	28	146-286	95-143	387	13.8
1988-89	Eric Berger	28	146-358	46-54	421	15.0
1989-90	Sam Roark	31	204-359	88-148	499	16.1
1990-91	Chris Jones	27	104-200	82-109	290	10.7
1991-92	Kevin Sams	24	139-271	85-109	371	15.5
1992-93	Curt Smith	28	219-517	107-137	591	21.1
1993-94	Jeff Allen	27	128-297	108-142	432	16.0
1994-95	Lynnrick Rogers	25	161-388	87-115	452	18.1
1995-96	Lynnrick Rogers	26	153-378	87-110	423	16.3
1996-97	Lynnrick Rogers	27	166-396	46-51	420	15.6
1997-98	Armand LeVasseur	27	110-260	14-20	294	10.9
1998-99	Matt Woodley	27	97-263	88-112	329	12.2
1999-00	Dontay Harris	29	125-258	78-101	333	11.5
2000-01	Luke McDonald	28	143-294	40-47	412	14.7
2001-02	Luke McDonald	29	162-352	103-119	518	17.9
2002-03	J. J. Sola	30	150-284	127-160	433	14.4
2003-04	Lonnie Randolph	28	103-260	106-144	337	12.0
2004-05	Pete Eggers	29	92-215	112-136	324	11.2
2005-06	Chaun Brooks	31	115-224	66-75	321	10.4
2006-07	Ajay Calvin	32	208-405	85-126	518	16.2
2007-08	Josh Young	30	147-321	97-127	477	15.9
2008-09	Josh Young	33	141-370	168-198	509	15.4
2009-10	Josh Young	32	146-332	116-159	461	14.4
2010-11	Rayvonte Rice	31	145-356	103-148	428	13.8

## REBOUNDING

Year	Player	G	Reb.	Avg.
1947-48	<i>Rebounds not an Official NCAA Statistic</i>			
1948-49	<i>Rebounds not an Official NCAA Statistic</i>			
1949-50	<i>Rebounds not an Official NCAA Statistic</i>			
1950-51	Dan DeRuyter	25	111	4.4
1951-52	Dan DeRuyter	25	183	7.3
1952-53	Jim Thomas	25	198	7.9
1953-54	Willie Cerf	22	161	7.3
1954-55	Willie Cerf	21	254	12.1
1955-56	Willie Cerf	24	284	11.8
1956-57	Red Murrell	24	294	12.2
1957-58	Bob Tealer	25	288	11.5
1958-59	Bob Tealer	24	263	10.9
1959-60	Dave Terre	25	267	10.6
1960-61	Marv Torrence	26	298	11.4
1961-62	Marv Torrence	24	256	10.7
1962-63	McCoy McLemore	25	266	10.6
1963-64	McCoy McLemore	27	321	11.8
1964-65	Bob Netolicky	25	236	9.4
1965-66	Bob Netolicky	16	175	10.9
1966-67	Bob Netolicky	25	299	12.0
1967-68	Willie Wise	25	283	11.1
1968-69	Willie Wise	30	343	11.4
1969-70	Al Williams	28	363	13.0
1970-71	Tom Bush	29	369	12.7
1971-72	Leon Huff	26	204	7.7
1972-73	Dennis Bell	26	297	11.3
1973-74	Andy Graham	26	229	8.8
1974-75	Terry McKissick	29	244	8.4
1975-76	Ken Harris	27	267	9.8
1976-77	Ken Harris	27	247	9.1
1977-78	Gregory Johns	27	261	9.7
1978-79	Ernie Banks	27	190	7.0
1979-80	Lewis Lloyd	27	406	15.0
1980-81	Lewis Lloyd	29	291	10.0
1981-82	Donnie Earl	27	180	6.7
1982-83	Melvin Mathis	26	147	5.7
1983-84	Melvin Mathis	28	240	8.6
1984-85	Melvin Mathis	27	218	8.1
1985-86	Melvin Mathis	29	249	8.6
1986-87	Michael Morgan	31	261	8.4
1987-88	Sam Roark	28	255	9.1
1988-89	Sam Roark	27	232	8.6
1989-90	Sam Roark	31	287	9.3
1990-91	Calvin Tillis	26	151	5.8
1991-92	William Celestine	27	141	5.2
1992-93	William Celestine	28	186	6.6
1993-94	William Celestine	27	223	8.3
1994-95	Kevin Bennett	27	159	5.9
1995-96	Ken Maxey	26	186	6.9
1996-97	Rashaad Thomas	28	167	6.0
1997-98	Rashaad Thomas	23	123	5.3
1998-99	Dontay Harris	27	203	7.5
1999-00	Dontay Harris	29	175	6.0
2000-01	Greg Danielson	28	174	6.2
2001-02	Greg Danielson	29	217	7.5
2002-03	Greg Danielson	30	268	8.9
2003-04	Josh Powell	27	120	4.4
2004-05	Aliou Keita	29	205	7.1
2005-06	Ajay Calvin	31	164	5.3
2006-07	Ajay Calvin	32	196	6.1
2007-08	Jonathan Cox	33	282	8.5
2008-09	Jonathan Cox	33	279	8.5
2009-10	Adam Templeton	33	243	7.4
2010-11	Rayvonte Rice	31	149	4.8



# INDIVIDUAL SCORING RECORDS

## SINGLE-SEASON POINTS LEADERS (min. 400 points)

Rank	Pts.	Player	FG-FGA	FT-FTA	Avg.	Year
1.	815	Lewis Lloyd	324-585	167-236	30.2	1979-80
2.	762	Lewis Lloyd	298-548	166-224	26.3	1980-81
3.	668	Red Murrell	254-634	160-227	26.7	1957-58
4.	633	Willie McCarter	272-610	89-112	20.4	1968-69
5.	603	Willie McCarter	252-558	99-142	23.2	1967-68
6.	591	Curt Smith	219-517	107-137	21.1	1992-93
7.	589	Red Murrell	204-541	181-237	24.5	1956-57
8.	585	Larry Haralson	261-519	63-78	20.1	1974-75
9.	536	Melvin Mathis	202-372	132-185	19.1	1983-84
10.	533	Terry McKissick	195-354	144-169	18.3	1974-75
11.	527	Ken Harris	217-382	93-142	19.1	1976-77
12.	526	Wayne Kreklow	221-431	78-91	19.5	1978-79
13.	524	Jeff Halliburton	227-497	70-91	18.0	1970-71
14.	518	Ajay Calvin	208-405	85-126	16.2	2006-07
	518	Luke McDonald	162-352	103-119	17.9	2001-02
16.	509	Josh Young	141-370	168-198	15.4	2008-09
17.	499	Sam Roark	204-359	88-148	16.1	1989-90
18.	490	Ken Harris	209-441	72-119	18.1	1975-76
19.	484	Pop Wright	216-428	52-81	16.7	1980-81
20.	482	Gus Guydon	200-471	82-128	18.5	1960-61
	482	Daryl Lloyd	192-415	98-124	17.9	1984-85
22.	478	Michael Morgan	172-325	134-216	15.4	1986-87
23.	477	Josh Young	147-321	97-127	15.9	2007-08
24.	469	Jeff Halliburton	199-365	71-96	16.2	1969-70
25.	466	Leonard Houston	156-370	99-129	14.1	2007-08
26.	462	Gus Guydon	189-459	84-131	18.5	1959-60
27.	461	Josh Young	146-332	116-159	14.4	2009-10
28.	456	David Miller	191-369	74-86	15.2	1985-86
	456	David Miller	176-401	51-67	14.7	1986-87
30.	452	Lynnricks Rogers	161-388	87-115	18.1	1994-95
31.	450	Al Williams	183-426	80-152	16.1	1969-70
32.	445	Melvin Mathis	167-217	111-157	16.5	1984-85
33.	442	Pop Wright	192-408	58-87	16.4	1979-80
34.	440	Bob Netolicky	183-355	74-108	17.6	1966-67
35.	439	Tom Bush	177-299	85-157	15.1	1970-71
	439	Willie Cerf	146-359	147-225	20.9	1954-55
37.	433	J.J. Sola	150-284	127-160	14.4	2002-03
38.	432	Jeff Allen	128-297	108-142	16.0	1993-94
39.	431	John Rennie	148-460	135-191	18.0	1949-50
40.	<b>428</b>	<b>Rayvonte Rice</b>	<b>143-356</b>	<b>103-148</b>	<b>13.8</b>	<b>2010-11</b>
41.	425	Wayne Kreklow	163-310	99-125	15.2	1977-78
42.	424	Dennis Bell	174-330	70-118	16.3	1972-73
43.	423	Gus Ollrich	143-366	137-171	16.9	1952-53
	423	Lynnricks Rogers	153-378	87-110	16.3	1995-96
45.	420	Lynnricks Rogers	166-396	41-56	15.6	1996-97
46.	419	Chad Nelson	183-357	53-67	15.0	1977-78
	419	Gene West	171-396	77-104	16.8	1964-65
48.	416	Greg Danielson	173-315	69-106	13.9	2002-03
49.	414	B.J. Windhorst	133-306	77-110	15.9	1995-96
50.	413	Jonathan Cox	137-312	73-102	12.5	2008-09
51.	412	Luke McDonald	143-294	40-47	14.7	2000-01
51.	412	Bobby Jones	175-397	62-79	14.2	1970-71
	412	B.J. Windhorst	119-336	94-116	15.3	1994-95
53.	411	Bob Tealer	157-426	97-137	17.1	1958-59
	411	Jerry Foster	153-368	105-152	17.2	1961-62
55.	409	David Langston	167-381	75-94	15.7	1972-73
56.	406	McCoy McLemore	157-359	92-144	15.0	1963-64
	406	Larry Haralson	187-366	32-38	15.6	1973-74
58.	405	Clayton Allen	142-328	89-121	15.6	1993-94
59.	404	Jerry Foster	155-358	94-131	15.5	1960-61
60.	400	Red Murrell	153-400	94-146	16.6	1955-56

(Current players in bold)

## CAREER POINTS LEADERS

Rk	Pts	Player (Years)	G	FG-FGA	FT-FTA	Avg.
1.	1,789	Josh Young (2006-10)	127	546-1312	442-564	14.1
2.	1,657	Red Murrell (1955-58)	73	611-1575	435-610	22.7
3.	1,651	Melvin Mathis (1982-86)	110	606-1208	439-600	15.0
4.	1,626	Willie McCarter (1966-69)	77	694-1566	238-332	21.1
5.	1,577	Lewis Lloyd (1979-81)	56	622-1133	333-460	28.2
6.	1,546	Lynnricks Rogers (1993-97)	104	574-1380	247-323	14.9
7.	1,471	Wayne Kreklow (1975-79)	109	614-1229	243-307	13.5
8.	1,328	Luke McDonald (2000-03)	87	438-972	211-245	15.9
9.	1,310	Ken Harris (1973-77)	89	551-1070	208-333	14.7
10.	1,283	Pop Wright (1978-81)	83	563-1195	157-232	15.5
11.	1,277	Gus Guydon (1958-61)	75	521-1282	235-362	17.0
12.	1,257	Sam Roark (1986-90)	106	461-766	266-441	11.8
13.	1,205	Jonathan Cox (2005-09)	129	412-862	236-316	9.3
14.	1,144	Klayton Korver (2003-08)	122	318-928	177-230	9.5
15.	1,120	Larry Haralson (1972-75)	80	504-1013	112-136	14.0
16.	1,085	Greg Danielson (1999-2003)	116	438-1002	197-320	9.6
17.	1,076	John Rennie (1947-51)	99	377-1169	322-497	10.8
18.	1,071	Napoleon Gaither (1975-78)	84	442-986	187-241	12.8
19.	1,063	Lonnie Randolph (2001-05)	116	306-775	356-470	9.2
20.	1,042	Bart Friedrich (1986-89)	116	375-703	291-371	8.9
21.	1,007	Dolph Pulliam (1966-69)	77	375-813	257-383	13.1
22.	1,001	Willie Cerf (1953-56)	67	331-920	339-558	14.9
23.	997	Bob Netolicky (1963-67)	75	418-823	161-274	13.3
24.	993	Jeff Halliburton (1969-71)	58	426-862	141-187	17.1
25.	990	John Pritchard (1946-49)	90	397-	196-311	11.0
26.	955	Chad Nelson (1976-79)	79	416-895	123-191	12.1
27.	934	Ajay Calvin (2005-07)	63	239-687	138-203	14.8
28.	933	Matt Woodley (1997-2000)	83	284-802	196-249	11.2
29.	932	Gus Ollrich (1951-54)	84	326-842	280-357	11.1
30.	912	David Miller (1985-87)	61	367-768	125-153	15.0
31.	905	Al Williams (1967-70)	85	365-795	181-295	10.6
	905	Glenn Martin (1984-88)	115	365-791	156-228	7.9
33.	898	Demetrius Henderson (1982-86)	103	372-861	153-241	8.7
34.	895	Nick Grant (2003-07)	110	272-702	324-483	8.1
35.	877	Jim Thomas (1950-53)	75	340-855	197-322	11.7
	877	Gene West (1962-65)	78	345-817	188-257	11.2

### BULLDOGS AMONG NATIONAL SCORING LEADERS

Natl' Rank	Player	Year	Avg.
2.....	Lewis Lloyd	1979-80	30.2
4.....	Lewis Lloyd	1980-81	26.3
5.....	Red Murrell	1957-58	26.7
13.....	Red Murrell	1956-57	24.5
22.....	John Rennie	1949-50	18.9
27.....	Willie McCarter	1967-68	23.2
44.....	Curt Smith	1992-93	21.1
49.....	Willie Cerf	1954-55	20.9

### TOP SEASON SCORING AVERAGES


Player	Year	G	Pts.	Avg.
Lewis Lloyd.....	1979-80	27	815	30.2
Red Murrell.....	1957-58	25	668	26.7
Lewis Lloyd.....	1980-81	29	762	26.3
Red Murrell.....	1956-57	24	589	24.5
Willie McCarter.....	1967-68	26	603	23.2
Curt Smith.....	1992-93	28	591	21.1
Willie Cerf.....	1954-55	21	439	20.9
Willie McCarter.....	1968-69	31	633	20.4
Larry Haralson.....	1974-75	29	585	20.1
Ken Harris.....	1976-77	27	527	19.5
Wayne Kreklow.....	1978-79	27	526	19.5




# INDIVIDUAL SCORING RECORDS

## SINGLE-GAME SCORING LEADERS

Pts.	Player	FG-A	FT-A	Opponent	Date
51	Red Murrell	20-44	11-14	Houston (OT)	3-3-58
47	Lewis Lloyd	16-25	15-20	Wis.-Superior	1-5-80
45	Red Murrell	15-30	15-19	Wichita State	2-23-57
43	Wayne Kreklow	19-22	5-6	Memphis State	12-16-78
43	Lewis Lloyd	15-31	13-14	Wichita State	1-24-81
42	Lewis Lloyd	18-27	6-6	Oral Roberts	1-6-81
41	Red Murrell	15-35	11-16	St. Louis	2-21-56
41	Lewis Lloyd	14-24	13-15	Tulsa	1-19-80
41	Lewis Lloyd	18-28	5-7	Creighton	2-19-81
39	Red Murrell	15-26	9-11	Grinnell	12-3-56
39	Pop Wright	18-29	3-4	Tulsa	2-21-81
38	Red Murrell	16-29	6-8	Marquette	2-27-58
38	Lewis Lloyd	15-19	8-10	Southern Illinois	1-10-80
38	Curt Smith	14-28	7-8	Tulsa	2-2-93
38	Lynnrick Rogers	14-20	5-8	Wichita State	2-28-97
37	Ken Harris	15-26	7-8	NE Illinois	12-20-75
37	Lewis Lloyd	16-22	5-7	Oral Roberts	12-6-79
37	Lewis Lloyd	15-25	7-11	Morningside	12-15-79
37	Lewis Lloyd	15-26	7-10	N. Mexico State	2-13-80
37	Lewis Lloyd	15-23	7-10	Creighton	2-26-80
37	Lewis Lloyd	14-20	9-10	Tulsa	2-21-81
36	J.J. Sola	13-17	10-13	Grinnell	12-11-02
36	Red Murrell	13-23	10-12	Oklahoma State	2-18-57
36	Ken Harris	15-24	6-10	Bradley	2-14-77
36	Jeff Allen	11-22	5-6	Tulsa	1-13-94
35	Red Murrell	16-25	3-3	So. Dakota State	12-3-57
35	Red Murrell	14-32	7-11	Tulsa	2-8-58
35	Gus Guydon	14-29	7-7	Bradley	2-6-61
35	Willie McCarter	15-35	5-7	Memphis State	1-2-68
35	Daryl Lloyd	10-19	15-17	Iowa State	12-8-84
35	Eric Berger	12-23	8-8	Illinois-Chicago	12-28-88
35	Bob Whitley	14-22	7-9	Wis.-Platteville	12-1-71
35	B.J. Windhorst	10-17	7-10	San Diego	12-29-94
34	David Langston	14-21	6-7	Chicago State	12-4-72
34	Pop Wright	11-18	12-12	Wichita State	2-15-79
34	Ken Harris	15-24	4-7	Fort Hays State	12-1-75
34	Lewis Lloyd	12-20	10-11	Creighton	2-16-80
34	Lewis Lloyd	15-24	4-8	Wichita State	2-7-81
34	Lewis Lloyd	6-16	22-26	Bradley	3-3-81
34	Lynnrick Rogers	13-22	5-7	Texas-San Antonio	12-30-95
34	Josh Young	10-17	7-8	Morehead State	11-19-08
33	Curt Smith	10-22	10-10	Creighton	1-12-93
33	Willie Cerf	7-21	19-22	Loyola-Chicago	2-23-55
33	Red Murrell	11-21	11-14	Detroit	1-5-57
33	Red Murrell	12-24	9-11	St. Louis	1-11-58
33	Willie Wise	10-16	13-17	St. Louis	3-6-69
33	Craig Davis	13-20	7-8	Memphis State	2-21-74
33	Ken Harris	13-19	7-8	Louisville	1-17-76
33	Lewis Lloyd	14-18	5-6	Neb.-Omaha	12-1-79
33	Lewis Lloyd	12-25	9-10	Texas-Arlington	12-22-79
33	Lewis Lloyd	14-22	5-7	Indiana State	1-22-81
33	Melvin Mathis	11-16	11-13	Indiana State	2-23-84
32	Gus Ollrich	11-23	10-11	Hamline	12-29-52
32	Red Murrell	15-32	2-3	Cal Poly-SLO	12-21-56
32	Red Murrell	11-29	10-13	Detroit	1-5-57
32	Red Murrell	12-32	8-11	Oklahoma State	3-1-58
32	Bob Tealer	13-23	6-8	Cincinnati	1-17-59
32	Dave Terre	13-25	6-8	Texas Christian	12-12-59
32	Gus Guydon	14-25	4-5	Connecticut	12-31-60
32	Gene West	12-16	8-8	Northwestern	12-26-64
32	Bob Netolicky	14-34	4-9	Minnesota	12-7-65
32	Willie McCarter	13-28	6-9	Iowa	12-16-67
32	Dolph Pulliam	12-17	8-11	Valparaiso	12-20-67
32	Willie McCarter	14-27	4-4	Cincinnati	2-24-68
32	David Langston	10-14	12-13	Cincinnati	1-25-73
32	Larry Haralson	15-20	2-2	Tulsa	3-1-75
32	Lewis Lloyd	12-18	8-14	Iowa State	12-8-79
32	Pop Wright	14-29	4-6	W.Texas State	1-22-80
32	Melvin Mathis	10-17	12-15	Indiana State	1-28-84
32	Eric Berger	11-16	2-2	Miss. Valley St.	12-30-88
32	Lynnrick Rogers	12-30	4-7	Southern Illinois	3-4-95
31	John Renniecke	10-17	11-15	Detroit	2-5-51
31	Willie Cerf	11-22	9-14	St. Louis	1-11-55
31	Red Murrell	11-24	9-11	Wichita State	12-58



Dave Terre



Red Murrell

Pts.	Player	FG-A	FT-A	Opponent	Date
31	Red Murrell	8-16	15-20	North Texas	2-1-58
31	Red Murrell	12-26	7-8	Houston	2-3-58
31	Jerry Foster	10-18	11-14	Iowa State	2-1-61
31	Willie McCarter	10-29	11-13	St. Louis	2-3-68
31	Willie McCarter	13-28	5-7	North Texas	1-30-69
31	Don Draper	14-20	3-4	Louisville	3-1-69
31	Dennis Bell	14-20	3-5	Louisville	2-15-73
31	Larry Haralson	15-26	1-1	NE Illinois	12-14-74
31	Lewis Lloyd	14-24	3-4	Creighton	1-7-80
31	Lewis Lloyd	13-35	5-5	Wichita State	1-28-80
31	Melvin Mathis	9-22	13-17	Wichita State	2-18-85
31	Jeff Allen	8-16	10-10	Creighton	2-9-94
31	Luke McDonald	10-15	7-7	Illinois State	2-18-01
31	Lonnie Randolph	11-23	4-4	Northern Iowa	2-25-04
30	John Pritchard	12-22	6-8	Tulsa	1-10-49
30	Tom Hyland	12-	6-7	Houston	3-3-52
30	Jim Thomas	12-25	6-9	Missouri	12-23-52
30	Willie Cerf	9-23	12-17	Creighton	1-8-55
30	Red Murrell	9-27	12-13	St. Louis	1-15-57
30	Red Murrell	9-21	12-18	Cincinnati	2-17-58
30	Tom Bush	12-18	6-12	Los Angeles St.	12-13-69
30	Jeff Halliburton	14-20	2-2	Tulsa	1-10-70
30	Jeff Halliburton	13-17	4-4	Cal State-Fullerton	12-5-70
30	Larry Seger	12-18	6-8	St. Louis	3-2-72
30	Larry Haralson	11-17	8-8	Memphis State	1-10-74
30	Larry Haralson	11-22	8-9	Illinois State	12-7-74
30	Larry Haralson	12-29	6-6	Texas	12-10-74
30	Terry McKissick	8-10	14-18	Bradley	2-15-75
30	Terry McKissick	7-11	16-23	Tulsa	3-1-75
30	Wayne Kreklow	14-25	2-2	Southern Illinois	2-12-79
30	Lewis Lloyd	11-18	8-10	Indiana State	2-4-80
30	Lewis Lloyd	13-21	4-6	Bradley	2-2-81
30	Melvin Mathis	12-17	6-10	Bradley	2-25-84
30	Kevin Sams	11-24	5-8	Northern Iowa	2-15-92
30	Curt Smith	11-20	8-14	Cal St.-Fullerton	12-12-92
30	Dontaie Smith	9-14	5-5	Wichita State	1-11-01
30	Lonnie Randolph	4-11	22-24	Northern Iowa	1-29-05

### Drake's 20-20 Club (20 Points & 20 Rebounds in Same Game)

Date	Player	Opponent	Pts/Reb
12-19-56	Red Murrell	Los Angeles State	24-20
12-21-56	Red Murrell	Cal Poly-SLO	32-20
1-7-60	Dave Terre	North Texas State	26-25
2-27-60	Dave Terre	North Texas State	28-22
2-1-67	Bob Netolicky	Wichita State	20-20
12-13-69	Tom Bush	Los Angeles State	30-21
1-29-70	Al Williams	North Texas State	29-23
12-26-70	Tom Bush	Canisius	21-20
3-2-72	Larry Seger	St. Louis	30-21
2-12-77	Ken Harris	Tulsa	22-26
12-22-79	Lewis Lloyd	Texas-Arlington	33-21
1-30-88	Sam Roark	Southern Illinois	28-22

# INDIVIDUAL REBOUNDING RECORDS

## CAREER REBOUNDING LEADERS (min. 500)

Rank	Reb.	Player	G	Years	Avg.
1.	854	Melvin Mathis	110	1982-86	7.8
2.	817	Jonathan Cox	129	2005-06	6.3
3.	792	Sam Roark	106	1986-90	7.5
4.	735	Greg Danielson	116	1999-2003	6.3
5.	731	Al Williams	85	1967-70	8.6
6.	717	Bob Netolicky	75	1963-67	9.6
7.	702	Ken Harris	89	1973-77	7.9
8.	699	Willie Cerf	67	1953-56	10.4
9.	697	Lewis Lloyd	56	1979-81	12.4
10.	692	Red Murrell	73	1955-58	9.5
11.	676	William Celestine	107	1991-94	6.3
12.	672	Tom Bush	58	1969-71	11.6
13.	626	Willie Wise	55	1967-69	11.4
14.	593	Dolph Pulliam	82	1966-69	7.2
15.	587	McCoy McLemore	52	1962-64	11.3
16.	554	Marv Torrence	50	1960-62	11.1
17.	551	Bob Tealer	49	1957-59	11.2
18.	531	Gus Guydon	75	1958-61	7.1
19.	520	Larry Haralson	80	1972-75	6.3
20.	512	Chad Nelson	79	1976-79	6.5
21.	509	Larry Prins	77	1961-64	6.6
22.	506	Gregory Johns	81	1974-77	6.2

## SINGLE-GAME REBOUNDING LEADERS

Reb.	Player	Opponent	Date
26	Ken Harris	Tulsa	2-12-77
25	Dave Terre	North Texas	1-7-60
23	Al Williams	North Texas	1-29-70
22	Sam Roark	Southern Illinois	1-30-88
22	Leon Huff	Butler	12-4-71
22	Willie Cerf	Nebraska-Omaha	12-5-55
22	Dave Terre	North Texas	2-27-60
21	Willie Cerf	Marquette	1-3-55
21	Red Murrell	Los Angeles State	12-19-56
21	McCoy McLemore	St. Louis	2-29-64
21	Dave Hansen	North Texas	1-30-65
21	Willie Wise	St. Cloud State	12-7-68
21	Tom Bush	Los Angeles State	12-13-69
21	Larry Seger	St. Louis	3-2-72
21	Lewis Lloyd	Texas-Arlington	12-22-79
21	Melvin Mathis	Indiana State	1-28-85
20	Red Murrell	Cal Poly-SLO	12-21-56
20	Red Murrell	Creighton	1-17-57
20	Bob Netolicky	Wichita State	2-1-67
20	Tom Bush	Canisius	12-26-70
20	Dennis Bell	Iowa State	12-16-72
19	Sam Roark	Creighton	2-11-88
19	Willie Cerf	Creighton	1-8-55
19	Bob Tealer	South Dakota	12-30-58
19	Marv Torrence	Dayton	12-17-60
19	McCoy McLemore	Pittsburgh	4-14-64
19	Al Williams	Los Angeles State	12-13-69
19	Al Williams	Wichita State	1-8-70
19	Jeff Halliburton	North Texas	2-10-70
19	Terry McKissick	St. Louis	1-19-74
19	Andy Graham	Memphis State	2-21-74
19	Lewis Lloyd	Bradley	1-12-80
19	Lewis Lloyd	Wichita State	1-28-80
19	Lewis Lloyd	Bradley	3-3-81

## SINGLE-SEASON REBOUNDING LEADERS (min. 200)

Rank	Reb.	Player	Year	Avg.
1.	406	Lewis Lloyd	1979-80	15.0
2.	369	Tom Bush	1970-71	12.7
3.	363	Al Williams	1969-70	13.0
4.	343	Willie Wise	1968-69	11.4
5.	321	McCoy McLemore	1963-64	11.8
6.	303	Tom Bush	1969-70	10.5
7.	299	Bob Netolicky	1966-67	12.0
8.	298	Marv Torrence	1960-61	11.4
9.	297	Dennis Bell	1972-73	11.3
10.	294	Red Murrell	1956-57	12.2
11.	291	Lewis Lloyd	1980-81	10.0
12.	288	Bob Tealer	1957-58	11.5
13.	287	Sam Roark	1989-90	9.3
14.	284	Willie Cerf	1955-56	11.8
15.	283	Willie Wise	1967-68	11.1
16.	282	Jonathan Cox	2007-08	8.5
17.	279	Jonathan Cox	2008-09	8.5
18.	268	Greg Danielson	2002-03	8.9
19.	267	Dave Terre	1959-60	10.6
	267	Ken Harris	1975-76	9.8
21.	266	McCoy McLemore	1962-63	10.6
22.	263	Bob Tealer	1958-59	10.9
23.	261	Gregory Johns	1977-78	9.7
	261	Michael Morgan	1986-87	8.4
	256	Marv Torrence	1961-62	10.7
26.	255	Sam Roark	1987-88	9.1
27.	254	Willie Cerf	1954-55	12.1
28.	249	Melvin Mathis	1985-86	8.6
29.	247	Ken Harris	1976-77	9.1
30.	244	Terry McKissick	1974-75	8.4
31.	243	Adam Templeton	2009-10	7.4
32.	240	Dolph Pulliam	1968-69	7.7
	240	Melvin Mathis	1983-84	8.6
34.	236	Bob Netolicky	1964-65	9.4
35.	232	Sam Roark	1988-89	8.6
36.	229	Gene Bogash	1964-65	9.2
	229	Andy Graham	1973-74	8.8
38.	226	Al Williams	1968-69	7.2
	226	Jeff Halliburton	1970-71	7.7
40.	223	William Celestine	1993-94	8.3
41.	221	Larry Haralson	1974-75	7.6
42.	218	Melvin Mathis	1984-85	8.1
43.	217	Greg Danielson	2001-02	7.5
44.	214	Gene Bogash	1963-64	7.6
45.	213	Jeff Halliburton	1969-70	7.3
46.	210	Red Murrell	1957-58	8.4
47.	206	Dave Hansen	1964-65	8.1
48.	205	Aliou Keita	2004-05	7.1
49.	204	Leon Huff	1971-72	7.7
50.	203	Terry Olmsted	1954-55	9.7
	203	Dontay Harris	1998-99	7.5

### Season Rebounding Averages

Player	Year	G	Reb.	Avg.
Lewis Lloyd	1979-80	27	406	15.0
Al Williams	1969-70	28	363	13.0
Tom Bush	1970-71	29	369	12.7
Red Murrell	1956-57	24	294	12.2
Bob Netolicky	1966-67	25	299	12.0
Willie Cerf	1954-55	21	254	12.1
McCoy McLemore	1963-64	27	321	11.8
Willie Cerf	1955-56	24	284	11.8
Bob Tealer	1957-58	25	288	11.5
Willie Wise	1968-69	30	343	11.4
Marv Torrence	1960-61	26	298	11.4



ALL-TIME YEAR-BY-YEAR RESULTS

1906-07 (2-1)

Coach: C.A. Pell

Table with 4 columns: Date, Opponent, Result, Score. Rows include D.M. Baptist, Simpson, etc.

1907-08 (1-4)

MVC: 0-1

Coach: C. A. Pell

Table with 4 columns: Date, Opponent, Result, Score. Rows include YMCA, Simpson, Central, Iowa State, Northern Iowa.

1908-09 (3-8)

MVC: 3-5

Coach: C. A. Pell

Table with 4 columns: Date, Opponent, Result, Score. Rows include Nebraska, Iowa State, Grinnell, \*Nebraska, Iowa State, \*Iowa, \*Iowa State, \*Iowa State, \*Grinnell.

1909-10 (0-12)

MVC: 0-8

Coach: John L. Griffith

Table with 4 columns: Date, Opponent, Result, Score. Rows include Iowa State, Nebraska, \*Iowa State, \*Iowa, \*Nebraska (2OT), \*Nebraska, Iowa State, \*Grinnell, \*Kansas, \*Iowa State, Iowa, Grinnell.

1910-11 (0-6)

MVC: 0-2

Coach: A. R. Hackett

Table with 4 columns: Date, Opponent, Result, Score. Rows include Grinnell, Iowa, \*Grinnell, Iowa State, \*Iowa State, \*Iowa.

1911-12 (2-7)

MVC: 0-6

Coach: A. R. Hackett

Table with 4 columns: Date, Opponent, Result, Score. Rows include \*D.M. Baptist, \*Simpson (OT), Nebraska, Nebraska, \*Iowa State, \*Grinnell, Iowa State, \*Iowa State, Iowa State.

1912-13 (1-8)

MVC: 0-6

Coach: John L. Griffith

Table with 4 columns: Date, Opponent, Result, Score. Rows include \*Alumni, Grinnell, \*Iowa State, Nebraska, Nebraska, Iowa State, \*Grinnell, Nebraska, \*Nebraska.

1913-14 (1-9)

MVC: 0-5

Coach: John L. Griffith

Table with 4 columns: Date, Opponent, Result, Score. Rows include \*Northern Iowa, Iowa State, \*Coe, Grinnell, Iowa State, Nebraska, Nebraska, \*Nebraska, Northern Iowa, Coe.

1914-15 (5-6)

MVC: 1-5

Coach: Ray Whisman

Table with 4 columns: Date, Opponent, Result, Score. Rows include \*Northern Iowa, \*Iowa Wesleyan, \*Grinnell, \*Central, \*Des Moines U., Nebraska, Nebraska, Nebraska, Nebraska, \*Iowa St. (2 OT), Iowa State.

1915-16 (3-9)

MVC: 1-5

Coach: Ray Whisman

Table with 4 columns: Date, Opponent, Result, Score. Rows include \*Central, \*Iowa Wesleyan, Nebraska, Nebraska, Iowa, Iowa State, \*Iowa, \*Grinnell, \*Nebraska, \*Nebraska, \*Iowa State, Grinnell.

1916-17 (5-7)

MVC: 0-4

Coach: Ralph Glaze

Table with 4 columns: Date, Opponent, Result, Score. Rows include \*Central, \*Iowa Wesleyan, \*Simpson, \*Iowa State, Grinnell, Simpson, Iowa State, \*Creighton, \*Nebraska, \*Grinnell, Creighton, Nebraska.

1917-18 (2-17)

MVC: 0-10

Coach: S. W. Hobbs

Table with 4 columns: Date, Opponent, Result, Score. Rows include Camp Dodge, \*Des Moines U., Missouri, Missouri, Washington (Mo.), \*Simpson, Camp Dodge, Grinnell, Kansas, \*Kansas State, Iowa State, Simpson, Creighton, \*Kansas State, \*Kansas State, Des Moines U., Nebraska, Nebraska, Grinnell.

1918-19 (10-18)

MVC: 2-9

Coach: M. B. Banks

Table with 4 columns: Date, Opponent, Result, Score. Rows include Camp Dodge, Camp Dodge, \*Camp Dodge, \*Camp Dodge, \*Simpson, \*William Penn, \*Nebraska, \*Nebraska, Iowa State, Creighton, Nebraska, Nebraska, \*Washington (Mo.), \*Fort Des Moines, \*Grinnell (OT), \*Kansas State, \*Kansas State, \*Iowa State, \*Creighton, \*Des Moines U., Simpson, \*Morningside, \*Des Moines U., South Dakota, Morningside, Morningside, \*Grinnell, \*Des Moines U.

1919-20 (12-11)

MVC: 3-7

Coach: M. B. Banks

Table with 4 columns: Date, Opponent, Result, Score. Rows include Pella Tigers, \*Central, William Penn, \*Simpson, Morningside, Morningside, Grinnell, \*Washington (Mo.), Washington (Mo.), Washington (Mo.), Creighton, Creighton, Missouri, Missouri, Missouri, \*Morningside, \*Morningside, \*Kansas, Iowa State, Dubuque, \*Cornell (Iowa), \*Grinnell, \*Iowa State, Simpson.

1920-21 (10-8)

MVC: 5-8

Coach: M. B. Banks

Table with 4 columns: Date, Opponent, Result, Score. Rows include Kansas, Kansas, \*William Penn, Washington (Mo.), Washington (Mo.), \*Kansas State, \*Oklahoma, \*Oklahoma, \*Cornell (Iowa), \*Simpson, Missouri, Missouri, Simpson, \*Washington (Mo.), \*Washington (Mo.), \*Morningside, \*Grinnell, Grinnell.

1921-22 (14-4)

MVC: 12-4

Coach: Ossie Solem

Table with 4 columns: Date, Opponent, Result, Score. Rows include Cornell (Iowa), Coe, \*Missouri, Kansas, Oklahoma, Iowa State, \*Iowa State, Grinnell, Missouri, \*Washington (Mo.), \*Kansas, \*Nebraska, \*Kansas State, \*Oklahoma, Nebraska, Kansas State, \*Washington (Mo.), \*Grinnell.

1922-23 (10-6)

MVC: 10-6

Coach: Ossie Solem

Table with 4 columns: Date, Opponent, Result, Score. Rows include Missouri, \*Kansas, Kansas State, Nebraska, \*Grinnell, \*Nebraska, Iowa State, Grinnell, \*Oklahoma, Kansas, Oklahoma, Iowa State, Missouri, \*Kansas State, Washington (Mo.), Washington (Mo.).

1923-24 (9-9)

MVC: 8-8

Coach: Ossie Solem

Table with 4 columns: Date, Opponent, Result, Score. Rows include Indiana, Washington (Mo.), Kansas, Oklahoma, Iowa State, \*Oklahoma, \*Nebraska, Missouri (OT), \*Kansas State, Simpson (2 OT), Washington (Mo.), \*Missouri, \*Kansas, Grinnell, Kansas State, Nebraska, \*Grinnell, \*Iowa State.

1924-25 (4-13)

MVC: 4-12

Coach: Ossie Solem

Table with 4 columns: Date, Opponent, Result, Score. Rows include Creighton, \*Missouri, \*Kansas, \*Grinnell, Nebraska, Kansas State, Washington (Mo.), Missouri, \*Iowa State, \*Kansas State, Oklahoma, Kansas, Oklahoma.

ALL-TIME YEAR-BY-YEAR RESULTS

Table with 4 columns: Year, Opponent, Result, Score. Includes Washington (Mo.), \*Nebraska, Iowa State, Grinnell.

Table with 4 columns: Year, Opponent, Result, Score. Includes \*Iowa State, \*Missouri, Marquette, Washington (Mo.), St. Louis, Missouri, \*Simpson, Nebraska, \*Nebraska, \*Marquette (2OT), Creighton.

1925-26 (9-9) MVC: 7-9 Coach: Bill Boelter. Table with 4 columns: Year, Opponent, Result, Score. Includes \*Illinois, Chicago, Iowa State, Oklahoma A&M, Oklahoma, \*Oklahoma A&M, \*Oklahoma, \*Kansas, \*Nebraska, \*Iowa State, Kansas, Grinnell, Washington (Mo.), \*Missouri, Nebraska, \*Grinnell, Washington (Mo.), Missouri.

1929-30 (10-9) MVC: 4-4 Coach: Bill Boelter. Table with 4 columns: Year, Opponent, Result, Score. Includes \*William Penn, \*Simpson, Iowa State, \*St. Louis, \*Fal (Mexico), Oklahoma A&M, \*Creighton, \*Iowa, \*Oklahoma A&M, \*Grinnell (2OT), Washington (Mo.), St. Louis, Iowa, Creighton, Marquette.

1926-27 (8-10) MVC: 7-7 Coach: Bill Boelter. Table with 4 columns: Year, Opponent, Result, Score. Includes Northwestern, Illinois (OT), \*Kansas, \*Simpson, Missouri, Washington (Mo.), Creighton, Kansas State, Nebraska, \*Iowa State, Grinnell, \*Missouri, \*Washington (Mo.), Iowa State, \*Iowa State, Grinnell, \*Kansas State, \*Nebraska.

1930-31 (4-15) MVC: 2-6 Coach: Bill Boelter. Table with 4 columns: Year, Opponent, Result, Score. Includes \*St. Louis, \*Iowa State, \*Iowa, \*Creighton, Grinnell, Nebraska, \*Oklahoma A&M, Kirksville Ost., Washington (Mo.) (OT), \*Iowa State, \*Tulsa, Grinnell, Iowa State, Creighton, Oklahoma A&M, Tulsa, Washburn, Washington (Mo.), St. Louis.

1927-28 (7-13) MVC: 7-11 Coach: Bill Boelter. Table with 4 columns: Year, Opponent, Result, Score. Includes Oklahoma, Oklahoma A&M, \*Oklahoma A&M, \*Oklahoma, \*Nebraska, Grinnell, \*Notre Dame, Iowa State, Kansas State, \*Kansas, Kansas, \*Kansas State, Nebraska, Missouri, Washington (Mo.), \*Washington (Mo.) W (OT), Notre Dame, \*Missouri, \*Grinnell, \*Iowa State.

1931-32 (2-17) MVC: 2-6 Coach: Bill Boelter. Table with 4 columns: Year, Opponent, Result, Score. Includes \*Grinnell, \*Iowa State, \*Iowa, \*Tulsa, \*Nebraska, \*Creighton, Grinnell, Iowa State, Washington (Mo.), St. Louis, \*Oklahoma A&M, \*Syracuse, \*Washington (Mo.) W, Creighton, \*Grinnell, \*Iowa State, Oklahoma A&M, Tulsa, Washburn.

1928-29 (6-13) MVC: 3-4 Coach: Bill Boelter. Table with 4 columns: Year, Opponent, Result, Score. Includes \*St. Louis, \*Minnesota, Minnesota, \*Washington (Mo.), \*Grinnell, \*Creighton, \*Oklahoma A&M.

1932-33 (4-12) MVC: 2-8 Coach: E. O. (Bill) Williams. Table with 4 columns: Year, Opponent, Result, Score. Includes \*Iowa, Iowa State, \*Iowa State, \*Butler, \*Washington (Mo.), \*Creighton, Oklahoma A&M, Grinnell, \*Oklahoma A&M, \*Simpson, Iowa State, Creighton, Grinnell, Washington (Mo.), Butler, \*St. Louis (OT).

1933-34 (6-12) MVC: 4-6 Coach: E. O. (Bill) Williams. Table with 4 columns: Year, Opponent, Result, Score. Includes \*Central, \*Carleton, \*Iowa State (2OT), \*Arizona, Iowa State, \*Oklahoma A&M, \*Oklahoma A&M, \*Creighton, \*Simpson, Creighton, \*Iowa, \*Butler, \*Grinnell, \*Washington (Mo.), Washington (Mo.), Butler, Loyola-Chicago, Grinnell.

1934-35 (14-11) MVC: 8-4 Coach: E. O. (Bill) Williams. Table with 4 columns: Year, Opponent, Result, Score. Includes Simpson, \*Simpson, \*Iowa State, Western Reserve, Duquesne, Temple, W. Chester State, Leigh, Long Island, Geo. Washington, St. Louis, \*Washburn, Washington (Mo.), \*Creighton, Grinnell, \*Iowa, Creighton, Washington (Mo.), \*Oklahoma A&M (OT), \*Tulsa, Iowa State, Tulsa, Oklahoma A&M, Washburn, \*Grinnell.

1935-36 (16-12) MVC: 8-4 Coach: E. O. (Bill) Williams. Table with 4 columns: Year, Opponent, Result, Score. Includes \*Simpson, Denver, Washington St., Gonzaga, Portland State, Willamette, Washington, Washington St.

Table with 4 columns: Year, Opponent, Result, Score. Includes Utah, Brigham Young, \*DePaul, \*Iowa State, \*Washington (Mo.), \*Grinnell, Creighton, \*Washburn, Iowa, \*Creighton, \*Oklahoma A&M, Tulsa, Oklahoma A&M, Washburn, Iowa State, Washington (Mo.), \*Tulsa, Grinnell, #North Dakota, #Minnesota.

#District Olympic Tournament at Minnesota

1936-37 (13-10) MVC: 7-5 Coach: E. O. (Bill) Williams. Table with 4 columns: Year, Opponent, Result, Score. Includes \*Simpson, \*Denver, Arkansas, Rice, Rice, E. Texas State, SE Oklahoma, Wichita State, \*Utah, \*Washburn, Tulsa, Oklahoma A&M, Washburn, Washington (Mo.), Grinnell, \*Iowa State, Iowa State, \*Creighton (OT), \*Washington (Mo.), Creighton, \*Oklahoma A&M, \*Tulsa, \*Grinnell.

1937-38 (14-6) MVC: 10-4 Coach: E. O. (Bill) Williams. Table with 4 columns: Year, Opponent, Result, Score. Includes \*Simpson, \*Wichita State, \*SE Oklahoma, \*Kansas, St. Louis, Washington (Mo.), \*Tulsa, \*Oklahoma A&M, \*Grinnell, Oklahoma A&M, Tulsa, \*Creighton, \*Washington (Mo.), \*St. Louis, \*Washburn, \*Loyola-Chicago, Creighton, Washburn, Grinnell, #Murray State.

#National Intercollegiate Tourney at Kansas City, Mo.



ALL-TIME YEAR-BY-YEAR RESULTS

**1938-39 (14-7)**  
**MVC: 11-3**  
**Coach: E. O. (Bill) Williams**

D9	*Simpson	W	40-34
D17	Iowa State	W	32-30
D29	*Oregon	L	31-42
J6	*Loyola-Chicago	L	32-46
J13	Oklahoma State	L	25-35
J14	Tulsa	L	35-36
J18	*Iowa State	W	35-33
J20	Grinnell	W	35-27
J28	Loyola-Chicago	L	23-34
J30	*Oklahoma St.	W	35-28
F3	*St. Louis	W	31-23
F4	*Washington (Mo.)	W	37-28
F11	Creighton	W	50-41
F13	Washburn	W	32-30
F18	St. Louis	W	50-29
F20	Washington (Mo.) (OT)	L	38-40
F22	*Tulsa	W	25-24
F25	*Creighton	W	43-35
F27	*Washburn	W	50-33
M3	*Grinnell	W	64-32
M13	#Oklahoma State	L	15-28

#Regional Playoff at Oklahoma City

**1939-40 (13-12)**  
**MVC: 7-5**  
**Coach: E. O. (Bill) Williams**

D8	Simpson	W	52-41
D11	*Iowa State	L	34-37
D15	NW Missouri St.	L	33-42
D16	Bethel	L	43-44
D18	New Mexico	W	47-39
D19	West Texas St.	L	60-71
D20	West Texas St.	W	38-33
D21	New Mexico St.	L	59-70
D22	New Mexico St.	L	47-49
D29	*Illinois	L	32-37
D30	Iowa State	W	33-29
J5	St. Louis	W	47-29
J6	Washington (Mo.)	W	27-22
J13	Oklahoma State	L	28-36
J15	Tulsa	W	42-33
J19	*Grinnell	W	47-33
J27	Creighton	L	38-39
J29	Washburn	W	46-40
F9	*St. Louis	W	31-29
F12	*Creighton	L	45-49
F16	Tulsa	L	35-41
F17	Oklahoma State	L	34-52
F23	*Washburn	W	46-31
F26	Grinnell	W	40-37
M1	Washington (Mo.)	W	36-27

**1940-41 (9-11)**  
**MVC: 6-6**  
**Coach: E. O. (Bill) Williams**

D9	*Simpson	L	37-41
D13	*NW Missouri St.	W	31-22
D16	*West Texas St.	W	51-48
D17	*West Texas St.	L	49-50
D31	Iowa State	L	26-45
J4	*Iowa State	L	30-36
J6	Washington (Mo.)	L	32-35
J7	St. Louis	W	40-25
J17	*Washburn	W	46-26
J18	*Grinnell	W	52-34
F1	*Creighton	L	42-51
F3	*Tulsa	W	41-34
F8	*Washington (Mo.)	W	38-28
F12	*St. Louis	W	35-29
F22	*Oklahoma State	L	27-29
F24	Grinnell	L	39-42
M1	Creighton	L	57-65
M4	Washburn	L	42-50
M7	Oklahoma State	L	26-49
M8	Tulsa (2 OT)	W	59-58

**1941-42 (2-13)**  
**MVC: 1-9**  
**Coach: E. O. (Bill) Williams**

D5	*Simpson	L	34-35
D8	*Iowa State	L	30-46
D31	Iowa State	L	20-49
J9	Oklahoma State	L	14-45
J10	Tulsa	L	35-50
J17	*Washington (Mo.)	W	41-38
J31	Creighton	L	25-60
F5	*Oklahoma State	L	21-38
F14	*St. Louis	L	20-38
F16	*Grinnell	W	37-34
F21	St. Louis	L	25-37
F23	Washington (Mo.)	L	37-49
F27	*Tulsa	L	34-43
M2	Grinnell	L	19-45
M7	Creighton	L	19-38

**1942-43 (8-9)**  
**MVC: 3-7**  
**Coach: E. O. (Bill) Williams**

D8	*Simpson	W	42-27
D11	Iowa State	L	34-46
D14	Grinnell	W	35-32
D19	Bradley	W	31-30
J8	*St. Louis	W	39-34
J11	*Iowa St. Navy	W	31-25
J15	*Oklahoma State	L	22-34
J21	*Creighton	L	31-40
J29	*Iowa State	L	30-32
F5	Washington (Mo.)	L	49-61
F6	St. Louis	L	34-36
F12	*Tulsa	W	51-29
F15	Creighton	L	47-49
F19	*Washington (Mo.)	L	33-47
F26	Oklahoma State	L	32-69
F27	Tulsa	W	65-52
M2	*Grinnell	W	49-33

**1943-44 (7-13)**  
**Coach: Bill Easton**

D4	*Cornell (Ia.)	W	60-33
D7	Simpson	L	45-46
D11	Carleton	L	39-44
D15	*Loras	L	36-58
D20	*St. Ambrose	W	46-31
D22	Ottumwa Navy	L	24-55
D31	Iowa State	L	20-43
J5	*Simpson	W	48-30
J8	*Central	W	34-32
J15	Cornell (Ia.)	W	55-35
J19	Iowa Seahawks	L	20-52
J21	*Dubuque	L	41-50
J22	Carleton	W	39-28
J28	Loras	L	46-70
J29	Dubuque	L	41-45
F4	St. Ambrose	L	42-56
F9	*Iowa State	L	36-64
F12	Central	W	41-39
F17	*Ottumwa Navy	L	31-51
F28	*Iowa Seahawks	L	41-72

**1944-45 (11-13)**  
**Coach: Vee Green**

N30	Central	W	72-39
D2	Michigan State	L	36-44
D4	Detroit	W	41-38
D9	*Cornell (Ia.)	W	36-28
D16	*Iowa State	W	52-45
D18	*Carleton	W	63-23
D22	Valparaiso	L	42-62
D23	Valparaiso	L	41-66
J6	Loras	W	40-34
J10	Simpson	L	35-48
J13	Carleton	W	49-28
J15	Hamline	L	44-66
J20	*Iowa Seahawks	L	38-46
J24	Iowa State	L	32-57
F3	St. Ambrose	L	43-58
F5	Iowa Seahawks	L	31-59

F7	*St. Ambrose	W	36-35
F9	Shick Hospital	L	41-47
F10	Loras	L	40-53
F12	Cornell (Ia.)	W	53-44
F17	*Shick Hospital	W	47-38
F22	*Phillips 66	L	45-64
F24	*Simpson	L	40-43
F26	Central	W	41-25

**1945-46 (10-16)**  
**MVC: 5-7**  
**Coach: Vee Green**

D1	*Central	W	66-38
D7	*Northern Iowa	W	36-33
D10	*Iowa State	L	42-46
D15	Valparaiso (OT)	L	54-56
D17	Indiana State	L	37-64
D18	Illinois	L	42-64
D20	Bradley	W	53-43
J1	+CCNY	L	43-61
J7	*Wichita State	L	41-55
J11	St. Louis	L	39-59
J12	Washington (Mo.)	W	44-42
J18	Iowa State	L	45-58
J26	*Simpson	W	37-35
F2	Wichita State	L	42-56
F4	*Kansas State	L	39-41
F8	*Washington (Mo.)	L	34-41
F9	*St. Louis	W	51-50
F12	Creighton	L	31-39
F16	*Creighton	W	58-25
F19	*Kansas State	W	52-23
F23	*Hamline	L	42-46
F26	Simpson	L	52-63
M1	Oklahoma State	L	34-51
M2	Tulsa	W	48-46
M8	*Oklahoma State	L	25-65
M9	*Tulsa	W	52-46

+Madison Square Garden, N.Y.

**1946-47 (18-11)**  
**H: 11-4, A: 7-7**  
**MVC: 8-4**  
**Coach: Forddy Anderson**

D 3	Missouri	L	41-49
D 5	*Washburn	W	50-33
D 6	*Kansas State (2OT)	L	43-46
D 9	Nebraska	L	44-48
D 11	*Central	W	65-51
D 16	*Emporia State	W	48-38
D 19	Kansas State	L	37-74
D 21	Notre Dame	L	56-59
D 27	*South Dakota†	W	69-33
D 28	*Creighton†	L	50-51
D 31	Iowa State	W	35-34
J 4	Hamline	W	37-29
J 7	*Iowa State	W	41-38
J 11	*Wichita State	W	67-37
J 13	*Creighton	W	46-40
J 17	Washington (Mo.)	W	61-27
J 18	St. Louis	L	42-49
J 25	Creighton	W	36-35
J 31	*Nebraska	L	44-65
F 7	*Oklahoma State	W	42-34
F 8	*Tulsa	W	46-35
F 13	*Missouri	W	66-52
F 14	Wichita State	W	39-30
F 15	Emporia State	W	57-55
F 21	*St. Louis	L	38-47
F 22	*Washington (Mo.)	W	66-37
F 28	Tulsa	L	55-77
M 1	Oklahoma State	L	35-50
M 15	*St. Thomas (Minn.)	W	50-35

†Corn Bowl at Drake

**1947-48 (14-12)**  
**H: 10-4, A: 4-8**  
**MVC: 5-5**  
**Coach: Forddy Anderson**

D 5	*Hamline	L	42-45
D 6	Northern Iowa	W	58-49
D 10	*Emporia State	W	53-41
D 13	Missouri	L	38-43
D 17	*Rice (OT)	W	70-67
D 19	*San Diego State	W	50-38
D 22	*Colorado State	W	65-44
D 29	*Denver†	W	62-54
J 3	*Iowa State	L	47-49
J 8	Wichita State	W	43-41
J 10	Emporia State	L	47-69
J 12	*Equador	W	41-31
J 14	Kansas	L	42-72
J 16	*Washington (Mo.)	W	48-41
J 22	Iowa State	W	60-49
J 24	Kansas State	L	45-56
J 30	*St. Louis	L	34-63
F 2	*Creighton	W	51-35
F 7	Oklahoma State	L	29-85
F 9	Tulsa	W	69-53
F 14	*Wichita State	W	48-46
F 21	St. Louis	L	41-45
F 23	Washington(Mo.)	L	39-50
F 28	*Tulsa	W	72-51
M 1	*Oklahoma State	L	38-48
M 5	Creighton	L	36-42

†Corn Bowl at Drake

**1948-49 (13-13)**  
**H: 11-5, A: 2-8**  
**MVC: 4-6**  
**Coach: Jack McClelland**

D 1	*Central	W	65-41
D 4	*South Dakota	W	52-39
D 6	*Iowa State	W	53-38
D 11	Iowa State	L	43-51
D 13	Indiana	L	35-57
D 18	*Kansas	W	60-44
D 21	*Purdue	L	58-71
D 22	*Purdue	L	47-54
D 29	*Vanderbilt†	W	47-46
D 30	*Minnesota†	L	26-50
J 3	*Creighton	W	69-48
J 8	Oklahoma State	L	26-43
J 10	Tulsa	W	62-50
J 15	St. Louis	L	51-52
J 19	Kansas	L	37-62
J 22	*Wichita State	W	57-47
J 29	Bradley	L	48-59
J 31	Creighton	W	63-36
F 5	*Tulsa	W	63-42
F 7	*Oklahoma State	L	35-43
F 9	*NW Missouri St.	W	72-62
F 14	*Emporia State	W	81-71
F 19	*St. Louis	L	47-61
F 21	*Bradley	W	56-54
F 26	Wichita State	L	57-62
F 28	Emporia State	L	57-73

†Corn Bowl at Drake

**1949-50 (14-12)**  
**H: 11-5, A: 3-7**  
**MVC: 5-7**  
**Coach: Jack McClelland**

D 3	*Cornell (Ia.)	W	57-35
D 5	*NW Missouri St.	W	68-50
D 10	Iowa State	L	58-64
D 13	Purdue	L	51-81
D 17	*Colorado College	W	75-60
D 19	*Fresno State	W	70-52
D 21	*Idaho	W	58-53
D 23	*Iowa State	W	39-38
D 29	*Pittsburgh#	W	67-55
D 30	*Tennessee#	L	57-64
J 3	*Detroit	W	67-53
J 7	*Bradley	L	57-72
J 14	Tulsa	W	50-44
J 16	Oklahoma State	L	27-56

J 21	*St. Louis	L	60-61
J 28	Wichita State	W	72-64
J 30	Kansas	L	50-76
F 4	*Tulsa (2 OT)	W	57-56
F 6	*Oklahoma State	L	49-51
F 11	*Creighton	W	76-60
F 18	St. Louis	L	54-79
F 20	*Kansas	L	50-67
F 25	*Wichita State	W	79-61
F 27	Creighton	W	58-55
M 4	Bradley	L	63-92
M 6	Detroit	L	47-61

#Corn Bowl at Drake

1950-51 (11-14)

H: 9-8, A: 2-6

MVC: 4-10

Coach: Jack McClelland

D 2	*Cornell (Ia.)	W	74-63
D 4	*Central	W	71-45
D 9	*Iowa State	W	65-47
D 14	*Denver	L	60-66
D 16	*Tulsa	W	56-46
D 18	*San Diego St.	L	50-57
D 20	*N. Texas State	W	72-41
D 22	Iowa State	L	54-68
D 29	*Indiana	L	49-59
J 1	*Houston	W	66-60
J 2	*Houston	L	67-77
J 6	Detroit	L	68-82
J 8	Bradley	L	55-74
J 13	*Okla. St. (3 OT)	L	70-72
J 20	*Creighton	W	60-43
J 27	St. Louis	L	51-58
J 30	Wichita State	L	45-64
F 3	*NW Missouri St	W	60-51
F 5	*Detroit	W	64-60
F 10	Oklahoma St.	L	46-60
F 12	Tulsa	W	54-46
F 17	*Bradley	L	61-71
F 19	*Wichita State	L	67-68
F 24	*St. Louis	L	57-68
F 26	Creighton	W	60-50

1951-52 (13-12)

H: 8-3, A: 5-9

Coach: Jack McClelland

D 1	*Coe	W	70-48
D 3	*Oklahoma City	W	58-57
D 8	*Hamline	L	51-70
D 10	Iowa State	L	46-51
D 17	Denver	W	57-50
D 18	Colorado St (3OT)	L	70-79
D 22	*Iowa State	W	68-57
J 2	Hamline	L	46-67
J 5	*Bradley	L	60-67
J 7	*Detroit	W	68-61
J 12	Tulsa	L	42-45
J 14	Missouri	L	50-59
J 19	*Creighton	W	49-48
J 26	Wichita State	W	65-63
J 28	Oklahoma City	L	47-61
F 1	*Missouri	L	62-63
F 4	St. Louis	L	57-59
F 9	Bradley (OT)	W	57-56
F 11	Detroit	L	69-72
F 16	*Wichita State	W	74-48
F 18	*Tulsa	W	61-53
F 23	*St. Louis	L	56-62
F 25	Creighton	W	67-53
M 1	Houston	W	76-47
M 3	Houston	W	82-68

1952-53 (13-12)

H: 10-1, A: 3-11

Coach: Jack McClelland

D 6	Kansas St.(OT)	L	73-79
D 8	*Oklahoma City	L	45-49
D 13	Creighton	L	71-76
D 16	*Denver	W	62-54
D 22	Iowa State	W	73-63
D 23	*Missouri	W	77-57

D 29	*Hamline	W	79-71
J 3	Detroit	W	74-62
J 5	Loyola-Chicago	L	59-68
J 10	*Wichita State	W	73-60
J 12	*Bradley	W	72-62
J 17	Hamline	W	69-58
J 21	*Iowa State	L	64-69
J 24	Denver	L	65-78
J 31	*Houston	W	88-66
F 3	Oklahoma City	L	60-64
F 4	Wichita State	L	71-76
F 9	*Marquette	W	74-67
F 14	Marquette	L	74-83
F 16	Bradley	L	74-87
F 19	*Creighton	W	92-78
F 21	*Detroit	W	76-66
F 23	Missouri	L	53-59
F 28	St. Louis	L	66-78
M 2	Houston	W	73-64

1953-54 (7-16)

H: 6-7, A: 1-8, N: 0-1

Coach: Jack McClelland

D 1	*Carleton	L	67-73
D 4	*Neb.-Omaha (OT)W	57-51	
D 7	Missouri	L	43-75
D 12	*St. Louis	L	81-90
D 14	*So. Dakota St.	W	73-59
D 17	*Colorado State	L	64-68
D 22	*Iowa State	L	59-69
J 4	*Loyola-Chicago	W	92-83
J 9	Marquette	L	69-81
J 11	Bradley	L	53-93
J 16	*Creighton	W	89-84
J 18	*Detroit	L	65-83
J 23	Iowa State	W	82-72
J 29	*Wichita State	L	74-89
F 6	*Marquette	W	76-79
F 8	Oklahoma City	L	45-74
F 9	Wichita State	L	60-89
F 13	Brandeis#	L	66-77
F 15	Detroit	L	61-66
F 20	*Bradley	W	81-74
F 23	Washington (Mo.)	L	59-65
F 26	*Oklahoma City	L	50-55
M 3	Creighton	L	72-87

#at Chicago Stadium

1954-55 (9-12)

H: 9-3, A: 0-9

Coach: Jack McClelland

D 4	*Neb.-Omaha	W	82-63
D 9	*South Dakota	W	83-48
D 18	*Hamline (OT)	W	80-79
D 21	Iowa State	L	53-72
D 30	Loyola-Chicago	L	63-70
J 3	Marquette	L	71-74
J 8	*Creighton	W	82-79
J 11	St. Louis	L	82-102
J 15	Detroit	L	76-91
J 21	*Regis	W	83-77
J 24	*Wichita State	L	78-80
F 3	*Detroit	W	93-86
F 5	*Marquette	L	60-64
F 10	Wichita State	L	78-96
F 12	Oklahoma City	L	52-59
F 16	*Iowa State	L	73-82
F 19	Creighton	L	87-94
F 23	*Loyola-Chicago	W	96-88
F 26	*Washington (Mo.)	W	79-68
F 28	*Oklahoma City	W	87-70
M 2	Bradley	L	73-90

1955-56 (10-14)

H: 6-8, A: 4-6

Coach: Jack McClelland

D 2	*North Dakota St.	W	85-65
D 5	*Neb.-Omaha	W	89-80
D 9	*Tulsa	L	62-63
D 12	*Kansas State	W	70-64
D 15	*South Dakota	W	72-67
D 22	*Indiana	L	79-82

D 29	Illinois	L	66-102
J 3	*Creighton	W	85-60
J 7	Loyola-Chicago	W	80-74
J 9	Detroit	L	65-81
J 14	*Oklahoma City	L	74-78
J 18	*Wichita State	L	76-85
J 20	Iowa State	L	60-81
J 26	*Bradley	W	79-73
J 28	*Detroit	L	77-89
F 4	Marquette	W	66-63
F 7	*Iowa State	L	70-87
F 9	Wichita State	L	70-76
F 13	Oklahoma City	W	70-66
F 15	Tulsa	L	61-76
F 21	*St. Louis	L	81-96
F 24	Washington (Mo.)	L	66-72
F 27	*Loyola-Chicago	L	66-82
M 1	Creighton	W	90-73

1956-57 (8-16)

H: 8-5, A: 0-11

MVC: 4-10

Coach: John Benington

D 3	*Grinnell	W	102-85
D 8	Kansas State	L	41-90
D 14	Creighton	L	40-67
D 17	Marquette	L	84-100
D 19	*Los Angeles St.	W	88-69
D 21	*Cal Poly-SLO	W	87-81
D 29	*Loyola-Chicago	W	78-71
J 2	*Houston	L	72-74
J 5	Detroit	L	69-75
J 7	Bradley	L	75-88
J 11	*Iowa State	L	71-97
J 15	St. Louis	L	65-91
J 17	*Creighton	L	60-74
J 26	Wichita State	L	61-71
J 28	Houston	L	62-86
F 2	*Detroit	W	83-65
F 4	*St. Louis	L	72-78
F 8	Iowa State	L	71-92
F 11	*Bradley	W	86-85
F 16	*Tulsa	W	74-61
F 18	*Oklahoma State	L	59-62
F 23	*Wichita State	W	81-79
F 28	Oklahoma State	L	47-63
M 2	Tulsa	L	70-85

1957-58 (13-12)

H: 8-5, A: 5-7

MVC: 7-7

Coach: John Benington

D 2	Iowa State	L	55-62
D 3	*South Dakota St.	W	67-58
D 14	*Loyola-Chicago	W	70-58
D 18	Air Force	W	74-69
D 19	Colorado	W	71-69
D 21	Creighton	L	56-65
D 28	*Cincinnati	L	72-74
D 30	*North Texas	W	73-56
J 2	Wichita State	L	69-74
J 4	Oklahoma State	L	65-74
J 6	Tulsa	L	57-59
J 11	*St. Louis	L	47-61
J 13	*Iowa State	L	42-63
J 18	*Bradley	L	68-76
J 25	St. Louis	W	85-77
F 1	North Texas	W	81-71
F 3	Houston	W	77-67
F 8	*Tulsa	W	74-72
F 10	*Wichita State	W	71-65
F 15	Bradley	L	62-77
F 17	Cincinnati	L	64-98
F 24	*Creighton	L	63-68
F 27	*Marquette	W	94-76
M 1	*Oklahoma State	W	61-54
M 3	*Houston (OT)	W	88-87

1958-59 (9-15)

H: 8-5, A: 1-9, N: 0-1

MVC: 4-10

Coach: Maurice John

D 1	Indiana	L	59-68
D 5	*Neb.-Omaha	W	83-52
D 6	*Air Force	W	71-56
D 8	S. Dakota State	L	73-83
D 15	Marquette	L	73-79
D 16	Loyola-Chicago	L	71-74
D 19	*Oklahoma City	L	70-74
D 20	*Colorado State	W	78-66
D 30	*S. Dakota St.	W	66-54
J 3	Bradley	L	57-91
J 10	Tulsa	L	49-59
J 12	Wichita State	L	54-61
J 17	*Cincinnati	L	60-97
J 24	St. Louis	L	60-80
J 26	Cincinnati	L	52-73
J 31	*North Texas	W	74-66
F 2	*Houston	W	69-63
F 7	*Bradley	L	50-71
F 9	*Iowa State	W	58-57
F 14	*St. Louis	L	46-64
F 21	North Texas (OT)	W	77-70
F 23	Houston	L	66-77
F 28	*Tulsa	W	61-56
M 2	*Wichita State	L	72-78

1959-60 (11-14)

H: 7-6, A: 4-8

MVC: 4-10

Coach: Maurice John

D 1	*North Dakota	W	84-50
D 5	Michigan	W	71-65
D 11	*Utah State	W	83-73
D 12	*Texas Christian	W	78-61
D 17	Dayton	L	54-71
D 19	Canisius	W	55-50
D 23	Iowa State	L	54-58
D 30	*Missouri-KC	W	73-46
J 7	*N. Texas	W	85-73
J 9	*Houston	L	55-56
J 13	Bradley	L	58-84
J 16	*St. Louis	W	57-55
J 30	St. Louis	L	51-71
F 1	Cincinnati	L	61-96
F 4	*Tulsa	W	62-51
F 6	*Wichita State	L	53-63
F 9	South Dakota	W	74-72
F 13	*Bradley	L	63-68
F 18	Tulsa	L	55-56
F 20	Wichita State	L	61-76
F 25	*Marquette	L	64-73
F 27	North Texas	W	78-50
F 29	Houston	L	70-89
M 2	*Iowa State	L	57-61
M 5	*Cincinnati	L	56-71

1960-61 (19-7)

H: 13-2, A: 4-5, N: 2-0

MVC: 7-5

Coach: Maurice John

D 1	*N. Dakota State	W	107-70
D 3	*So. Illinois-Alton	W	100-53
D 10	*Michigan	W	83-72
D 12	*South Dakota	W	88-60
D 17	*Dayton	W	73-62
D 19	*Wyoming	W	75-64
D 27	*Bradley (OT)	L	77-83
D 31	#Connecticut	W	90-81
J 2	#Canisius	W	79-77
J 5	*North Texas	W	108-73
J 9	St. Louis	W	45-44
J 12	Tulsa	L	69-81
J 14	Wichita State	L	70-90
J 18	Iowa State	L	70-71
J 20	*Cincinnati	L	64-86
J 28	Cincinnati	L	70-80



ALL-TIME YEAR-BY-YEAR RESULTS

Table with columns: Year, Team, Opponent, Result, Score. Rows include Iowa State, Bradley, Tampa, Toledo, Tulsa, Wichita State, Nebraska-Omaha, North Texas, Marquette, St. Louis.

1961-62 (16-8) H: 9-4, A: 5-4, N: 2-0 MVC: 6-6

Table with columns: Year, Team, Opponent, Result, Score. Rows include Indiana, Illinois College, Cincinnati, Nevada-Reno, Iowa State, San Diego St., St. Joseph (Pa.), Cornell (N.Y.), Wichita State, St. Louis (OT), Wichita State, North Texas, Bradley, Tulsa, Cincinnati, Dayton, Iowa State, Wis.-Stevens Pt., Toledo, Bradley, North Texas, Neb.-Omaha, St. Louis, Tulsa.

1962-63 (11-14) H: 9-4, A: 1-9, N: 1-1 MVC: 3-9

Table with columns: Year, Team, Opponent, Result, Score. Rows include William Jewell, Indiana, W. Texas State, Iowa State, Wyoming, Loyola (Calif.), Oklahoma State, Minnesota, Purdue (OT), Tulsa, St. Louis, Iowa State, Wichita State, Marquette, Bradley, Cincinnati (OT), Cincinnati, North Texas, Wichita State, Chicago, North Texas, Tulsa, St. Louis, Bradley, Washington (Mo.).

1963-64 (21-7) H: 13-0, A: 5-4, N: 3-3 MVC: 10-2

Table with columns: Year, Team, Opponent, Result, Score. Rows include William Jewell, Hardin-Simmons, Iowa State, San Diego State, Minnesota.

Table with columns: Year, Team, Opponent, Result, Score. Rows include Temple, St. Bonaventure, Georgetown, Wichita State, Purdue, Bradley, New Mexico St., Cincinnati (OT), Air Force, Iowa State, Bradley, Washington (Mo.), St. Louis, Wichita State, North Texas, Tulsa, North Texas, Cincinnati, Tulsa, St. Louis, St. Louis, Wichita State, Pittsburgh, New Mexico, Quaker City Tourney, MVC Playoff, NIT Tournament.

1964-65 (15-10) H: 10-3, A: 4-7, N: 1-0 MVC: 6-8

Table with columns: Year, Team, Opponent, Result, Score. Rows include Washburn, Minnesota, Colorado, Michigan State, Idaho State, Iowa State, Wichita State, S. Dakota State, Northwestern, St. Louis, Louisville, St. Louis, Creighton, Cincinnati, Tulsa, North Texas, Creighton (OT), Iowa State, Bradley, Tulsa, North Texas (OT), Bradley, Louisville, Cincinnati, Wichita St. (OT).

1965-66 (13-12) H: 7-5, A: 4-7, N: 2-0 MVC: 6-8

Table with columns: Year, Team, Opponent, Result, Score. Rows include Wm. Jewell, South Dakota State, Minnesota, Iowa, Iowa State, Iowa, Michigan State, Memphis St., Holy Cross, St. Louis, Bradley, Bradley, Wichita St. (OT), Iowa State, North Texas, Tulsa, Wichita State, North Texas, St. Louis, Cincinnati.

Table with columns: Year, Team, Opponent, Result, Score. Rows include St. Louis, Louisville, Cincinnati, Valparaiso (OT), Tulsa, Queen City Tourney.

1966-67 (9-16) H: 7-5, A: 2-10, N: 0-1 MVC: 4-10

Table with columns: Year, Team, Opponent, Result, Score. Rows include Wis.-Oshkosh, N. Dakota State, Minnesota, Iowa, Iowa State, Iowa, Colorado, Bradley, SMU (2 OT), Texas-El Paso, St. Louis, Bradley, Wichita St. (OT), Iowa State, North Texas, Tulsa, Wichita State, North Texas, Louisville, Cincinnati, Oklahoma, St. Louis, Louisville, Cincinnati, Oklahoma, St. Louis, Louisville, Cincinnati, Tulsa.

1967-68 (18-8) H: 11-2, A: 6-6, N: 1-0 MVC: 9-7

Table with columns: Year, Team, Opponent, Result, Score. Rows include Washburn, Minnesota, Illinois College, Iowa State, Iowa, Valparaiso, Oklahoma, Rice, Canisius, Memphis St. (OT), St. Louis, Bradley, Wichita State, Iowa State, North Texas, Tulsa (OT), Wichita State, North Texas, Louisville, Cincinnati, Bradley, St. Louis, Louisville, Cincinnati, Memphis State, Tulsa.

1968-69 (26-5) H: 12-1, A: 8-3, N: 6-1 MVC: 13-3

Table with columns: Year, Team, Opponent, Result, Score. Rows include Cal Poly-Pom, St. Cloud State, Marquette, Iowa, Iowa State, Nevada-Reno, Pacific, Minnesota.

Table with columns: Year, Team, Opponent, Result, Score. Rows include SMU, Memphis State, St. Louis, Wichita State, Tulsa, Cincinnati, Louisville, North Texas, Memphis State, Iowa State, North Texas, Bradley, Wichita State, Tulsa, Cincinnati, Louisville, St. Louis, Louisville, Texas A&M, Colorado State, UCLA, No. Carolina, Dallas Classic, MVC Playoff, NCAA Regional, NCAA Final Four.

1969-70 (22-7) H: 13-0, A: 8-5, N: 1-2 MVC: 14-2

Table with columns: Year, Team, Opponent, Result, Score. Rows include Wis.-Platteville, Iowa State, Pacific, Marquette, Los Angeles St (OT), Nevada-Reno, Minnesota (OT), Iowa, San Francisco (OT), Hawaii, Sub Pac, St. Louis, Memphis State, Wichita State, Tulsa, Bradley, Cincinnati, Louisville, North Texas, Memphis State, Tulane, North Texas (2OT), Bradley, Wichita St. (OT), Tulsa, Cincinnati, Louisville, St. Louis, Houston, N. Mexico St., Rainbow Classic, NCAA Regional.

1970-71 (21-8) H: 12-1, A: 4-5, N: 5-2 MVC: 9-5

Table with columns: Year, Team, Opponent, Result, Score. Rows include Wis.-Platteville, Cal St.-Fullerton, Iowa, Texas-Arlington, Texas Christian, Minnesota, Canisius, Niagara, Cincinnati, Wichita State, Tulsa, Bradley, Missouri-K.C.



J 23	*Louisville	W	81-78
J 28	*North Texas	W	90-66
J 30	*Memphis	W	93-70
F 2	*DePaul	W	93-80
F 4	Memphis	L	72-73
F 11	*Bradley	W	113-78
F 13	St. Louis	L	62-64
F 17	Louisville	L	52-94
F 20	Tulsa	W	87-84
F 23	*Wichita State	W	83-76
F 27	*St. Louis	W	89-85
M 2	North Texas	W	65-60
M 13	Louisville#	W	86-71
M 18	***Notre Dame(OT)	W	79-72
M 20	***Kansas	L	71-73

*\$Texas Classic, Fort Worth, Texas*  
*\*\*Queen City Tourney, Buffalo, N.Y.*  
*#MVC Playoff, Peoria, Ill.*  
*\*\*\*NCAA Regional, Wichita, Kan.*

1971-72 (7-19)			
H: 6-8, A: 1-11			
MVC: 2-12			
Coach: Howard Stacey			
D 1	*Wis.-Platteville	W	123-71
D 4	Butler	W	87-77
D 7	*Iowa State	L	80-83
D 11	*Pacific	L	69-72
D 23	Minnesota	L	56-70
D 27	*Chicago State	W	123-95
D 30	Iowa	L	83-89
J 3	*Cincinnati	L	78-81
J 6	*Wichita State	W	61-58
J 8	Tulsa	L	76-94
J 11	W.Texas State	L	78-87
J 15	North Texas	L	54-55
J 18	*Memphis	L	70-81
J 22	*Louisville (OT)	L	77-79
J 27	*North Texas	W	76-70
J 29	*Tulane	W	90-82
F 1	*W. Texas State	W	74-68
F 5	Louisville	L	75-92
F 10	Bradley	L	69-85
F 12	*St. Louis	L	62-67
F 19	*Tulsa	L	82-84
F 22	Wichita State	L	71-95
F 28	*Bradley	L	67-68
M 2	St. Louis	L	79-99
M 4	Memphis	L	69-70
M 6	DePaul	L	76-94

1972-73 (14-12)			
H: 11-4, A: 3-6, N: 0-2			
MVC: 5-9			
Coach: Howard Stacey			
D 4	*Chicago State	W	115-63
D 6	*Butler	W	83-68
D 9	*DePaul	W	86-75
D 11	*Creighton	W	83-70
D 16	Iowa State	L	84-88
D 23	*No. Dakota St.	W	106-70
D 27	*Iowa	W	98-80
D 29	*UCLA	L	72-85
D 30	#Temple	L	68-72
J 4	*Memphis (2OT)	L	92-97
J 6	*St. Cloud State	W	86-58
J 11	New Mexico St.	W	75-66
J 13	W. Texas State	W	91-79
J 18	*North Texas	W	79-72
J 20	*Wichita State	L	80-93
J 25	Cincinnati	W	74-72
J 27	*Bradley	W	70-59
F 1	Memphis	L	68-73
F 3	Tulsa	L	94-95
F 10	*W. Texas State	W	84-72
F 12	*Arkansas State	W	83-63
F 15	*Louisville	L	77-80
F 17	*St. Louis	L	58-61
F 21	St. Louis	L	70-81
F 24	Bradley	L	88-89
M 3	Louisville	L	60-66

*#Sugar Bowl Classic, New Orleans, La.*

1973-74 (13-13)			
H: 10-4, A: 2-8, N: 1-1			
MVC: 3-9			
Coach: Howard Stacey			
D 1	*Chicago State	W	85-54
D 4	Iowa	L	55-70
D 5	*Wis.-Parkside	W	63-53
D 8	*Texas	W	80-72
D 15	*Iowa State	W	61-60
D 21	#California	L	62-64
D 22	#Georgia	W	66-60
D 27	*Minn.-Duluth	W	92-64
D 29	Creighton	L	53-75
J 2	*Illinois State	W	99-90
J 5	Wichita State	L	66-70
J 10	Memphis	W	91-80
J 12	*Louisville	L	82-87
J 15	Arkansas State	W	89-69
J 19	*St. Louis	W	71-65
J 23	*Cincinnati	L	67-73
J 26	*N. Mexico State	W	71-65
J 28	Louisville	L	73-75
J 31	*W.Texas State	L	47-58
F 2	*Tulsa	W	68-65
F 7	North Texas	L	85-104
F 9	Tulsa	L	73-93
F 14	Bradley	L	65-73
F 21	*Memphis State	W	95-86
F 28	*Bradley	L	74-75
M 2	St. Louis	L	76-83

*#Dayton Classic, Dayton, Ohio*

1974-75 (19-10)			
H: 7-5, A: 7-4, N: 5-1			
MVC: 9-5			
Coach: Bob Ortegel			
D 3	*Iowa	L	81-86
D 4	*Wis.-W.Water(2OT)	W	114-111
D 7	Illinois State	L	79-92
D 10	Texas (OT)	W	103-98
D 14	*Northeastern Ill.	W	110-56
D 19	Iowa State	W	65-64
D 23	St. Louis	L	71-77
D 27	\$Brown	W	70-58
D 28	\$Providence	L	73-83
D 30	\$So. Carolina	W	92-71
J 2	*Creighton	L	70-71
J 9	*Wichita State	L	92-106
J 11	*Tulsa	W	86-85
J 18	Louisville (OT)	L	53-55
J 23	North Texas	W	83-76
J 25	*St. Louis	W	87-64
J 30	*W.Texas State	W	75-63
F 1	*N. Mexico State	L	44-45
F 6	Bradley	W	68-66
F 13	*Louisville	L	66-86
F 15	*Bradley	W	82-83
F 20	W.Texas State	W	90-81
F 22	N. Mexico State	L	74-85
F 25	*North Texas	W	90-66
F 27	Wichita State	W	79-74
M 1	Tulsa	W	110-102
M 13	#USC	W	80-70
M 15	#Bowling Green	W	78-65
M 16	#Arizona	W	83-76

*\$Ocean State Classic, Providence, R.I.*  
*#NCIT, Louisville, Ky.*

1975-76 (8-19)			
H: 8-7, A: 0-12			
MVC: 3-9			
Coach: Bob Ortegel			
N 28	Creighton	L	63-84
D 1	*Fort Hays State	W	102-92
D 4	*Mankato State	W	99-78
D 6	*Iowa State	W	98-83
D 9	DePaul	L	72-83
D 13	Marquette	L	58-80
D 20	*Northeastern Ill.	W	118-95
D 23	Iowa	L	73-77
D 30	*Illinois State	W	84-73
J 3	Bradley	L	81-93

J 5	St. Louis	L	68-73
J 10	*N.Mexico State	W	79-72
J 17	Louisville	L	79-95
J 22	Tulsa	L	83-103
J 26	*St. Louis (OT)	L	99-101
J 31	*W. Texas State	L	70-73
F 2	*Indiana State	L	70-77
F 7	Southern Illinois	L	57-72
F 10	*Iowa	L	65-71
F 12	*Bradley	W	96-94
F 14	*Louisville	L	73-85
F 19	Wichita State	L	78-95
F 21	*Southern Illinois	L	70-83
F 26	N. Mexico State	L	99-105
F 28	W. Texas State	L	58-79
M 4	*Tulsa	W	81-78
M 6	*Wichita State	L	69-75

1976-77 (10-17)			
H: 8-5, A: 2-12			
MVC: 5-7			
Coach: Bob Ortegel			
N 27	Baylor	L	88-94
N 30	*Creighton	L	80-81
D 4	*Iowa	L	71-86
D 9	Memphis State	L	74-79
D 11	Oklahoma	L	67-82
D 18	*St. Cloud State	W	102-55
D 21	Iowa	L	69-82
D 23	Illinois State	W	80-67
D 28	Indiana St. (2 OT)	L	73-79
J 4	*Iowa State	W	61-55
J 8	*San Diego State	W	103-80
J 13	Tulsa	L	70-74
J 15	N. Mexico State	L	82-86
J 18	*Marquette	L	60-62
J 22	*Bradley	W	87-83
J 27	*W.Texas State	L	67-69
J 29	*N. Mexico State	W	88-77
J 31	Iowa State	L	61-82
F 3	Wichita State	L	65-75
F 5	W.Texas State	L	87-90
F 12	*Tulsa	W	99-72
F 14	Bradley	W	91-83
F 19	*So. Illinois	L	57-66
F 22	*Wichita State	W	88-78
F 26	So. Illinois	L	61-80
F 28	*Bradley†	W	80-73
M 2	††Wichita State	L	63-67

*† MVC Tournament, Ames, Iowa*  
*†† MVC Tournament, Wichita, Kan.*

1977-78 (6-22)			
H: 5-9, A: 1-13			
MVC: 2-14			
Coach: Bob Ortegel			
N 25	San Diego State	L	72-100
N 28	California	L	78-97
D 3	*Oklahoma	L	50-52
D 8	*Minn.-Morris	W	77-68
D 10	*Iowa State	W	91-77
D 17	*No. Dakota St.	W	108-81
D 27	*Baylor	L	87-97
D 30	Iowa	L	87-89
J 5	Iowa State	L	71-74
J 7	*N. Mexico State	L	88-91
J 9	Southern Illinois	L	69-72
J 12	*Bradley	W	95-92
J 14	*Indiana State	L	80-92
J 19	Creighton	L	77-87
J 21	W. Texas State	L	76-84
J 24	*Oral Roberts	L	71-73
J 28	*Tulsa	L	67-76
J 31	*Wichita State	L	73-74
F 2	*Southern Illinois	L	87-90
F 4	N. Mexico State	L	84-97

F 6	Tulsa	L	47-48
F 11	*Creighton	L	63-71
F 16	Bradley	L	67-78
F 18	Indiana State	L	71-90
F 20	*W. Texas State	W	104-78
F 23	Wichita State	L	59-68
F 27	†Southern Illinois	W	75-59
M 1	††N.Mexico State	L	73-90

*† MVC Tournament, Carbondale, Ill.*  
*†† MVC Tournament, Las Cruces, N.M.*

1978-79 (15-12)			
H: 12-3, A: 3-9			
MVC: 8-8			
Coach: Bob Ortegel			
N 28	*St. Cloud State	W	103-68
D 2	*Missouri-St. Louis	W	85-71
D 4	Iowa State	W	86-77
D 9	*Iowa	W	72-69
D 12	*California	W	86-83
D 16	*Memphis	W	109-91
D 23	Iowa	L	73-112
D 28	*Illinois-Chicago	L	82-84
J 4	Oral Roberts	L	76-86
J 6	*Fort Hays State	W	99-66
J 11	Bradley	W	73-71
J 13	*Creighton	W	75-61
J 16	*Wichita St. (OT)	W	114-109
J 18	N. Mexico State	L	75-84
J 20	W. Texas State	W	93-84
J 22	*Bradley	W	86-84
J 27	*N. Mexico State	L	66-80
J 29	*W. Texas State	W	91-89
F 1	Tulsa	L	73-82
F 6	Indiana State	L	79-100
F 10	*Tulsa	W	73-66
F 12	*Southern Illinois	W	79-76
F 15	Wichita State	L	96-125
F 17	Creighton	L	58-63
F 20	*Indiana State	L	68-76
F 24	Southern Illinois	L	73-76
F 27	†Wichita State	L	69-70

*† MVC Tournament, Wichita, Kan.*

1979-80 (15-12)			
H: 12-3, A: 3-9			
MVC: 6-10			
Coach: Bob Ortegel			
D 1	*Neb.-Omaha	W	104-90
D 4	*Missouri-K.C.	W	117-93
D 6	*Oral Roberts	W	82-81
D 8	*Iowa State	W	87-66
D 13	Air Force	W	78-73
D 15	*Morningside	W	97-70
D 22	*Texas-Arlington	W	116-106
D 29	Iowa	L	66-77
J 3	Georgetown (2OT)	W	79-77
J 5	*Wis.-Superior	W	112-76
J 7	Creighton	L	83-97
J 10	*So. Illinois	W	116-91
J 12	*Bradley	L	70-75
J 14	Indiana State	L	69-79
J 19	*Tulsa	W	103-92
J 22	*W.Texas State	W	112-105
J 26	Bradley	L	75-76
J 28	Wichita State	L	70-83
F 4	*Indiana State	W	85-80
F 7	Southern Illinois	L	67-72
F 11	Tulsa	W	75-70
F 13	N. Mexico State	L	78-79
F 16	*Creighton	L	90-92
F 18	*Wichita State	L	104-117
F 20	*N.Mexico State	W	86-69
F 23	W.Texas State	L	87-90
F 26	†Creighton	L	80-86

*† MVC Tournament, Omaha, Neb.*



ALL-TIME YEAR-BY-YEAR RESULTS

1980-81 (18-11)
H: 12-2, A: 4-8, N: 2-1
MVC: 10-6
Coach: Bob Ortegel
D 2 \*Augustana, S.D. W 116-83
D 4 Iowa State L 72-74
D 6 \*Wis.-Parkside W 96-68
D 11 \*Knox W 95-58
D 13 \*Iowa L 68-90
D 20 \*Georgetown W 73-57
D 26 \$Utah W 69-68
D 28 \$Oregon L 73-75
D 29 \$Rhode Island W 93-83
J 6 Oral Roberts (OT) W 97-95
J 8 N. Mexico State W 80-72
J 10 \*W.Texas State W 91-88
J 15 Bradley L 57-59
J 19 \*Creighton W 71-70
J 22 Indiana State L 90-91
J 24 \*Wichita State L 88-89
J 26 Tulsa L 77-86
J 31 \*Southern Illinois W 82-70
F 2 \*Bradley W 77-75
F 7 Wichita State L 67-79
F 9 W.Texas State W 93-86
F 14 \*Indiana State W 91-78
F 16 \*New Mexico St. W 80-69
F 19 Creighton (OT) L 69-73
F 21 \*Tulsa W 107-87
F 28 Southern Illinois W 72-67
M 3 \*Bradley† W 89-84
M 5 ^Wichita State L 74-88
M 11 #Minnesota L 77-90
\$Far West Classic, Portland, Ore.
† MVC Tournament, Des Moines, Iowa ^
MVC Playoff, Wichita, Kan.
#NIT Tourney, Minneapolis, Minn.

1981-82 (12-15)
H: 11-4, A: 1-11
MVC: 7-9
Coach: Gary Garner
D 1 \*Lewis L 40-41
D 3 \*Chicago State W 89-65
D 5 \*Texas L 51-58
D 8 Minnesota L 55-80
D 12 \*Air Force W 65-46
D 17 \*Missouri-K.C. W 68-54
D 19 \*Iowa State W 72-56
D 22 Texas L 56-82
D 26 \*Northern Iowa W 62-58
D 30 Iowa L 49-60
J 4 Illinois State L 49-59
J 9 \*Southern Illinois W 63-55
J 14 Tulsa L 54-71
J 21 \*Bradley W 61-49
J 23 \*Illinois State W 49-46
J 28 Wichita State L 49-75
J 30 \*Creighton W 62-52
F 4 \*Indiana State W 65-48
F 6 W. Texas State L 50-55
F 8 New Mexico St. L 61-64
F 13 \*Wichita State L 43-62
F 15 \*Tulsa W 56-55
F 18 Creighton W 67-56
F 23 \*New Mexico St. L 55-68
F 25 Indiana State L 61-69
F 27 Southern Illinois L 64-67
M 3 †Illinois State L 43-56
† MVC Tournament, Normal, Ill.

1982-83 (13-15)
H: 10-4, A: 3-9, N: 0-2
MVC: 9-9
Coach: Gary Garner
N 29 \*Iowa L 63-68
D 4 \*Minnesota (OT) L 65-70
D 8 Iowa State L 47-52
D 11 \*Morningside W 81-77
D 15 \*Mankato State W 102-61
D 18 \*Northern Iowa W 73-65
D 27 #Lamar L 54-66

D 28 #Tennessee St. L 63-66
D 29 #Portland W 67-57
J 6 \*Southern Illinois W 67-63
J 8 \*Tulsa W 87-73
J 13 \*W. Texas State W 92-65
J 15 Wichita State L 59-68
J 20 New Mexico St. L 57-76
J 22 W. Texas State L 53-64
J 29 \*Indiana State W 84-63
F 3 Illinois State L 59-65
F 5 \*Creighton W 63-54
F 10 Tulsa L 59-61
F 12 \*Illinois State W 71-57
F 14 \*Wichita State L 65-80
F 19 Creighton W 61-46
F 22 \*Bradley (OT) L 52-56
F 24 Indiana State W 73-56
F 26 Southern Illinois L 56-60
F 28 \*New Mexico St. W 75-73
M 5 Bradley L 61-62
M 8 †Bradley L 53-63
#Far West Classic, Portland, Ore.
† MVC Tournament, Peoria, Ill.

1983-84 (8-20)
H: 7-9, A: 1-11
MVC: 4-12
Coach: Gary Garner
N 28 \*Ball State W 62-60
N 30 \*NW Missouri St. W 60-45
D 3 \*South Dakota W 70-53
D 6 Northern Iowa L 55-67
D 10 \*Austin Peay# W 60-54
D 11 \*Georgia# L 59-93
D 17 \*Iowa State (OT) L 72-79
D 21 Iowa L 43-66
D 30 \*Houston Baptist L 53-57
J 1 \*St. Louis L 61-71
J 5 \*Tulsa L 79-91
J 7 \*Creighton L 65-68
J 12 Wichita State L 77-90
J 14 \*Illinois State L 52-67
J 19 W. Texas State L 73-85
J 26 Southern Illinois L 61-71
J 28 \*Indiana State L 82-85
J 30 \*W. Texas State W 92-81
F 4 Tulsa L 74-93
F 9 Illinois State L 41-76
F 11 Tulane L 47-60
F 18 Creighton L 60-69
F 21 \*Bradley W 59-56
F 23 Indiana State W 100-83
F 25 Bradley L 67-72
F 28 \*Wichita State L 53-68
M 1 \*Southern Illinois W 77-70
M 6 †Illinois State L 62-91
#AAA-Drake Classic
† MVC Tournament, Normal, Ill.

1984-85 (12-15)
H: 10-5, A: 1-9, N: 1-1
MVC: 4-12
Coach: Gary Garner
N 27 \*Wayne State W 74-68
D 3 \*Wis.-Green Bay W 68-61
D 5 \*Winona State W 91-64
D 8 Iowa State L 73-74
D 11 \*Huron W 61-49
D 14 #North Texas W 63-59
D 15 #Texas A&M L 49-66
D 17 \*Tulane (OT) W 58-56
D 22 St. Louis W 65-62
D 28 Gonzaga\$ L 38-56
D 29 Lehigh\$ W 81-59
J 3 \*Illinois State L 56-66
J 5 \*Bradley L 74-83
J 10 Indiana State L 70-73
J 12 \*Southern Illinois W 68-63
J 17 W. Texas State L 63-65
J 19 Wichita State L 65-81
J 28 \*Indiana State W 69-67
J 30 \*Tulsa L 66-67

F 2 \*W. Texas State W 78-69
F 7 Creighton L 56-58
F 9 Illinois State L 46-67
F 13 Bradley L 55-71
F 16 Southern Illinois L 68-92
F 18 \*Wichita State L 77-95
F 23 Tulsa L 56-79
F 26 \*Creighton W 103-54
#AAA-Drake Classic
\$Milwaukee Classic

1985-86 (19-11)
H: 11-3, A: 4-5, N: 4-3
MVC: 10-6
Coach: Gary Garner
N 23 \*Wis.-Platteville W 71-53
D 3 \*Iowa L 43-55
D 7 \*Iowa State W 77-69
D 9 \*St. Louis W 54-44
D 13 \*Illinois-Chicago# W 75-72
D 14 \*Baylor# W 64-58
D 17 \*William Jewell W 74-66
D 21 Texas Christian L 59-74
D 27 \$California L 55-80
D 28 \$Columbia W 58-56
D 30 \*Missouri-KC W 97-63
J 2 \*W.Texas State W 65-58
J 4 Illinois State (OT) L 61-65
J 9 \*Southern Illinois W 88-76
J 11 \*Bradley L 67-69
J 16 Indiana State W 77-72
J 20 \*Wichita State W 54-47
J 25 Southern Illinois W 68-63
F 1 \*Illinois State W 76-66
F 6 Wichita State L 58-74
F 8 \*Tulsa W 61-58
F 13 Creighton W 65-52
F 17 \*Indiana State W 62-59
F 20 Bradley L 79-88
F 24 \*Creighton L 62-68
F 27 W.Texas State W 51-49
M 1 Tulsa L 53-58
M 3 †Creighton W 82-56
M 4 †Tulsa L 67-68
M 10 \$Marquette L 59-79
#Heritage-Drake Classic
\$Merrill Lynch Classic, Dayton, Ohio
† MVC Tournament, Tulsa, Okla.
\$NIT Tourney, Milwaukee, Wis.

1986-87 (17-14)
H: 11-5, A: 4-8, N: 2-1
MVC: 6-8
Coach: Gary Garner
N 28 @Missouri State W 74-62
N 29 @St. Louis L 56-75
N 30 @Hawaii-Pacific W 88-81
D 3 \*South Dakota W 60-49
D 6 Iowa State L 51-55
D 9 Missouri L 59-63
D 13 \*Iowa L 62-69
D 16 \*Southern W 81-58
D 19 \*Northern Iowa W 86-52
D 22 \*Wyoming L 65-70
D 26 #Miami (Ohio) W 62-44
D 27 #New Mexico W 59-52
J 2 \*Texas-Arlington\$ W 81-70
J 3 \*Texas A&M\$ W 66-58
J 5 \*Wis.-Oshkosh W 102-73
J 8 \*Illinois State W 53-52
J 10 Tulsa L 49-51
J 15 \*Wichita State W 61-51
J 17 Creighton L 63-65
J 22 \*Southern Illinois W 81-75
J 24 \*Indiana State W 62-45
J 29 Illinois State L 50-52
J 31 \*Bradley L 66-92
F 5 Indiana State L 62-70
F 7 \*Tulsa L 53-55
F 10 No. Illinois W 74-70
F 14 Southern Illinois W 69-79
F 19 Wichita State L 54-67

F 24 \*Creighton W 67-61
F 26 Bradley W 79-77
F 28 \*†So. Illinois L 70-76
@Hawaii-Pacific Tournament, Honolulu
#Lobo Invitational, Albuquerque, N.M.
\$Heritage Drake Classic
† MVC Tournament, Drake Fieldhouse

1987-88 (14-14)
H: 11-6, A: 3-7, N: 0-1
MVC: 5-9
Coach: Gary Garner
N 28 Minnesota W 70-67
D 1 Iowa L 59-70
D 5 \*Iowa State L 77-83
D 8 \*Missouri L 74-76
D 11 \*Houston Baptist\$ W 58-50
D 12 \*Northern Iowa\$ W 88-77
D 15 \*Nicholls State W 88-77
D 20 \*Coppin State W 81-68
D 22 Illinois-Chicago W 78-67
D 28 \*Alcorn State W 63-49
D 30 \*Nebraska W 85-68
J 2 \*No. Illinois L 78-80
J 4 \*Winona State W 89-57
J 7 \*Indiana State W 63-54
J 9 \*Southern Illinois W 99-86
J 13 Wichita State L 69-80
J 21 \*Tulsa W 61-54
J 23 \*Wichita State W 61-58
J 28 Indiana State L 78-84
J 30 So. Illinois (3OT) L 98-99
F 6 \*Bradley L 67-85
F 11 Creighton W 82-71
F 13 Illinois State L 74-82
F 15 Bradley L 83-85
F 20 Tulsa L 40-59
F 22 \*Illinois State L 69-72
F 29 \*Creighton L 71-74
M 5 †Illinois State L 60-72
\$Heritage Drake Classic
† MVC Tournament, Peoria, Ill.

1988-89 (12-17)
H: 9-5, A: 2-9, N: 1-3
MVC: 6-8
Coach: Tom Abatemarco
N 25 #Northwestern St. L 69-76
N 26 #Texas A&M L 63-69
N 29 \*Iowa L 72-96
D 3 Iowa State L 66-80
D 6 \*Alabama State W 99-78
D 9 \$Wright State W 74-68
D 10 \$Ga. Southern L 58-68
D 13 \*Minnesota W 66-52
D 23 Nebraska L 57-65
D 28 \*Illinois-Chicago W 94-89
D 30 \*Miss. Valley St. W 81-49
J 2 Wyoming L 85-97
J 5 \*Illinois State W 73-63
J 12 \*Wichita State L 57-71
J 14 Southern Illinois L 70-75
J 21 \*Southern Illinois W 65-55
J 24 Indiana State W 56-51
J 28 Tulsa L 58-61
J 30 \*Indiana State W 89-72
F 2 Wichita State L 67-88
F 4 Creighton L 72-74
F 7 Northern Iowa L 72-87
F 11 \*Bradley L 61-75
F 16 Illinois State W 58-48
F 18 Bradley L 75-76
F 20 \*Tulsa W 62-61
F 27 \*Creighton L 60-69
M 4 †Bradley W 77-75
M 5 †Creighton L 49-54
#Century Cellunet Classic, Shreveport, La.
\$Heritage Cablevision Drake Classic
† MVC Tournament, Wichita, Kan.





ALL-TIME GAME-BY-GAME SERIES RECORDS

Table with columns: Game Number, Team, Result, Score. Includes games #Bucknell, #Evansville, #Wichita State, #Bradley, #Illinois State, SW Missouri St., Southern Illinois, #Northern Iowa, #Missouri State, Evansville, #Indiana State, #Bradley, #Wichita State, Indiana State, #Southern Illinois, Creighton, Northern Iowa, #Illinois State.

#Hoosier Classic, Indianapolis, Ind. †MVC Tournament, St. Louis, Mo.

1999-2000 (11-18)

H: 9-5, A: 1-12, N: 1-1 MVC: 4-14

Coach: Kurt Kanaskie

Table with columns: Game Number, Team, Result, Score. Includes games #Iowa State, #Delaware State, Lamar, #Stony Brook, #Ark.-Pine Bluff, Loyola-Chicago, #Bradley, #Miss. Valley St., Iowa (2 OT), #Illinois-Chicago, #Evansville, #Northern Iowa, Evansville, Creighton, #Illinois State, Indiana State, Southern Illinois, #Indiana State, #Creighton (OT), #Southern Illinois, Missouri State, #Wichita State, #Bradley, #Wichita State, #Missouri State, Northern Iowa, #Illinois State (OT), #Northern Iowa, #Missouri State.

†MVC Tournament, St. Louis, Mo.

2000-01 (12-16)

H: 10-5, A: 2-10, N: 0-1 MVC: 8-10

Coach: Kurt Kanaskie

Table with columns: Game Number, Team, Result, Score. Includes games #Iowa, Miss. Valley State, #Delaware State, #Central Michigan, Illinois-Chicago, #Ark.-Pine Bluff, #Oral Roberts, Iowa State, #Western Illinois, Wichita State, Evansville, #Wichita State, #Missouri State, #Illinois State, #Northern Iowa, Indiana State, Southern Illinois, #Evansville, #Bradley, Creighton, Northern Iowa (OT), #Southern Illinois (OT), #Indiana State.

Table with columns: Game Number, Team, Result, Score. Includes games Illinois State, Missouri State, #Creighton, Bradley, #Northern Iowa.

†MVC Tournament, St. Louis, Mo.

2001-02 (14-15)

H: 9-4, A: 4-10, N: 1-1 MVC: 9-9

Coach: Kurt Kanaskie

Table with columns: Game Number, Team, Result, Score. Includes games #Sam Houston St., #Hawaii, Oral Roberts, Western Illinois, #Ark.-Pine Bluff, #Indiana State, Iowa, #Iowa State, #Northern Illinois, Florida Atlantic, #Denver, Northern Iowa, Bradley, #Illinois State, Wichita State, Evansville, #Northern Iowa, #Southern Illinois, Illinois State, #Wichita State, #Evansville, Missouri State, Southern Illinois, #Creighton (OT), #Bradley, Indiana State, Missouri State, Creighton, #Illinois State.

#Hawaii Nike Classic, Honolulu, Hawaii †MVC Tournament, St. Louis, Mo.

2002-03 (10-20)

H: 6-7, A: 3-11, N: 1-2 MVC: 5-13

Coach: Kurt Kanaskie

Table with columns: Game Number, Team, Result, Score. Includes games #Florida Atlantic, #Iowa, Hawaii-Hilo, #Utah State, #Vermont (2OT), Northern Illinois, Central Michigan, #Grinnell, #Western Illinois, Iowa State, Denver, Southern Illinois, Creighton, #Missouri St. (2OT), #Northern Iowa, Bradley, #Indiana State, Wichita State, Missouri State, #Creighton, #Southern Illinois, #Evansville, Indiana State, #Wichita State, Evansville, #Wichita State, #Northern Iowa, #Bradley, #Illinois State.

#Big Island Tournament, Hilo Hawaii †MVC Tournament, St. Louis, Mo.

2003-04 (12-16)

H: 7-6, A: 4-9, N: 1-1 MVC: 7-11

Coach: Tom Davis

Table with columns: Game Number, Team, Result, Score. Includes games #Simpson, Iowa, #Colorado State, Western Illinois, #Southern Illinois, #Southern Utah, #Iowa State, #Texas A&M-CC, #Cleveland State, Wichita State, #Bradley, Creighton, #Illinois State, Northern Iowa, Indiana State, #Missouri State, Bradley (OT), #Wichita State, #Indiana State, Evansville, Southern Illinois, #Creighton (2 OT), Missouri State, #Akron (OT), #Northern Iowa (OT), #Evansville, #Illinois State, #Wichita State.

#Islander Classic, Corpus Christi, Texas &BracketBusters, Akron, Ohio †MVC Tournament, St. Louis, Mo.

2004-05 (13-16)

H: 9-6, A: 3-9, N: 1-1 MVC: 7-11

Coach: Tom Davis

Table with columns: Game Number, Team, Result, Score. Includes games #Akron, Iowa State, #Iowa, Colorado State, #Wichita State, #Western Illinois, Southern Utah, #Wagner, Indiana State (OT), Southern Illinois, #Creighton, #Bradley, #Texas A&M-CC, Illinois State, Creighton, #Missouri State, Wichita State, #Northern Iowa, #Illinois State, Evansville (OT), #Southern Illinois, Missouri State, Northern Iowa, #San Jose State, #Indiana State, #Evansville, Bradley, #Evansville, #Wichita State.

#BracketBusters, Drake Knapp Center †MVC Tournament, St. Louis, Mo.

2005-06 (12-19)

H: 8-8, A: 3-9, N: 1-2 MVC: 5-13

Coach: Tom Davis

Table with columns: Game Number, Team, Result, Score. Includes games #Detroit, #Shawnee State, #Boston College, #Texas Christian, #Cornell (Iowa), Iowa State, #N. Dakota State, #Montana (OT), San Jose State, Iowa, #Southern Utah, Evansville, Southern Illinois, #Missouri State, #Bradley, Creighton, #Indiana State, #Southern Illinois, Indiana State (OT), Northern Iowa, Wichita State, #Northern Iowa, Missouri State, #Creighton (OT), #Illinois State, #Evansville, Illinois State (OT), #Wichita State, Bradley, #Indiana State.

#Las Vegas Holiday Invitational ^Las Vegas, Nev. &Drake Regency Challenge \$BracketBusters, Irvine, Calif. +MVC Tournament, St. Louis, Mo.

2006-07 (17-15)

H: 11-4, A: 2-8, N: 4-3 MVC: 6-12

Coach: Tom Davis

Table with columns: Game Number, Team, Result, Score. Includes games #SE Missouri St., #Utah State, #Troy, #Waldorf, Iowa State, ^Troy, ^Georgia Southern, #UC Irvine, #Iowa, \$Toledo, \$Jackson State, Evansville, Indiana State, #Southern Illinois, #Bradley, Creighton, #Illinois State, Southern Illinois, #Indiana State, Illinois State, Wichita State, #Northern Iowa, #Missouri State (OT), #Creighton, Northern Iowa, Bradley, #Wichita State, #Wis.-Milwaukee, #Evansville, Missouri State, #Evansville (OT), #Southern Illinois.

#Top of World Classic, Fairbanks, Alaska ^Drake Regency Challenge \$Sun Bowl Tournament, El Paso, Texas &BracketBusters, Drake Knapp Center +MVC Tournament, St. Louis, Mo.

**2007-08 (28-5)**

**H: 14-1, A: 10-3, N:4-1  
MVC: 15-3**

**Coach: Keno Davis**

N 9	@UC San Diego	W	81-63
N 10	@St. Mary's (Ca.)	L	66-72
N 14	*Cornell (Iowa)	W	92-55
N 24	Milwaukee	W	80-59
N 30	*N.C. Central	W	85-48
D 1	#Duquesne	W	77-73
D 5	*Iowa State	W	79-44
D 7	!Chicago State	W	83-53
D 8	!Texas-Pan Am.	W	83-55
D 14	Iowa	W	56-51
D 29	Wichita State	W	62-54
J 2	*Southern Illinois	W	61-51
J 6	Evansville	W	71-68
J 9	*Indiana State	W	75-50
J 12	*Missouri State	W	65-54
J 16	Bradley	W	69-68
J 19	*Illinois State	W	79-73
J 22	Creighton (OT)	W	68-60
J 26	*Northern Iowa	W	58-54
J 30	*Creighton	W	75-65
F 2	Indiana State	W	84-77
F 5	Illinois State	W	73-70
F 9	*Evansville	W	73-65
F 13	Southern Illinois	L	62-65
F 16	Northern Iowa	W	65-55
F 19	*Bradley	L	71-72
F 23	^Butler	W	71-64
F 26	Missouri State	L	83-86
M 1	*Wichita State	W	73-63
M 7	\$Indiana State	W	68-46
M 8	\$Creighton	W	75-67
M 9	\$Illinois State	W	79-49
M 21+W.	Kentucky (OT)	L	99-101

#Iowa Realty Invitational  
!Drake Regency Challenge  
^BracketBusters, Indianapolis, Ind.  
\$MVC Tournament, St. Louis, Mo.  
+NCAA Tournament, Tampa, Fla.

**2008-09 (17-16)**

**H: 12-7, A: 4-7, N: 1-2  
MVC:7-11**

**Coach: Mark Phelps**

N 15	*Butler	L	48-58
N 19	\$Morehead State	W	86-70
N 23	\$South Dakota St.	W	75-65
N 29	\$Vanderbilt	L	57-72
N 30	\$New Mexico	W	68-62
D 3	*Lincoln	W	75-50
D 5	%Texas-Pan Am.	W	59-57
D 6	%N. Carolina Cent	.W	89-46
D 9	Iowa State	W	66-63
D 12	^Georgia Southern	W	84-73
D 13	^Stepen F. Austin	L	64-66
D 20	*Iowa	W	60-43
D 28	Evansville	L	65-76
D 31	*Missouri State	W	67-49
J 4	Southern Illinois	W	67-60
J 7	*Indiana State	W	69-50
J 11	*Wichita State	W	74-69
J 14	Illinois State	L	61-65
J 17	*Northern Iowa	L	59-81
J 21	Missouri State	L	44-65
J 24	Creighton	W	74-62
J 29	*Evansville	L	65-62
J 31	Wichita State	L	47-63

F 4	*Creighton	L	68-79
F 7	*Bradley	W	68-54
F 11	Indiana State	L	57-69
F 15	*Illinois State	L	45-67
F 18	Northern Iowa	W	47-46
F 21	&Austin Peay	W	71-54
F 25	*Southern Illinois	L	55-56
F 28	Bradley (OT)	L	75-77
M 5	+Indiana State	L	55-62
M 18	!Idaho	L	67-69

\$Cancun Challenge, Des Moines, Iowa/  
Cancun Mexico  
% Iowa Realty Invitational, Des Moines,  
Iowa  
^ HyVee Classic, Des Moines, Iowa  
&BracketBusters, Drake Knapp Center  
+MVC Tournament, St. Louis, Mo.  
!Collegeinsider.com Tournament, Moscow, Idaho

**2009-10 (14-19)**

**H: 8-8, A: 4-8, N: 2-3  
MVC:7-11**

**Coach: Mark Phelps**

N 14	*IUPUI	L	82-88
N 17	* Iowa State	L	70-90
N 20	\$Georgia State	W	65-58
N 21	\$Akron	L	59-63
N 22	\$Central Florida	L	50-59
N 28	Austin Peay	W	78-72
D 4	%SIU Edwardsville	L	58-60
D 5	%North Dakota	W	72-63
D 11	^South Dakota	W	96-81
D 12	^Binghamton	W	77-76
D 19	Iowa	L	67-71
D 22	*San Diego St. (OT)	L	73-73
D 29	*Bradley	L	59-67
J 1	Wichita State	L	38-61
J 3	*Indiana State	L	46-60
J 6	Creighton	L	69-73
J 9	Southern Illinois	W	70-65
J 12	*Missouri State	W	88-77
J 17	*Illinois State	W	69-59
J 20	Evansville	W	72-65
J 23	*Wichita State	W	78-64
J 27	Northern Iowa	L	51-67
J 30	*Creighton	W	79-74
F 2	Bradley	L	65-67
F 6	Illinois State	L	68-71
F 10	*Northern Iowa	L	48-57
F 13	Indiana State	L	66-76
F 16	*Southern Illinois	W	79-72
F 20	&Cal St. Northridge	W	90-80
F 24	Missouri State	L	59-75
F 27	*Evansville	L	53-56
M 4	+Southern Illinois	W	63-61
M 5	+Northern Iowa	L	40-55

\$Glenn Wilkes Classic, Des Moines Iowa/  
Daytona Beach, Fla.  
% Drake HyVee Classic, Des Moines, Iowa  
^ Drake Invitational, Des Moines, Iowa  
&BracketBusters, Northridge, Calif.  
+MVC Tournament, St. Louis, Mo.

**2010-11 (13-18)**

**H: 10-5, A: 2-10, N: 1-3  
MVC:7-11**

**Coach: Mark Phelps**

N 13	Texas Southern	W	60-46
N 17	at Iowa State	L	43-91
N 24	#vs Southern Utah	W	78-59
N 26	#vs St. John's	L	39-82
N 27	#vs Weber State	L	81-82
D 1	!at Colorado State	L	67-78
D 8	at Eastern Michigan	W	58-54
D 12	Boise State	W	72-69
D 18	Iowa	L	52-59
D 21	Dartmouth	L	59-67
D 23	Chicago State	W	102-51
D 29	*Southern Illinois	W	69-55
J 1	*at Creighton	L	57-73
J 4	*at Wichita State	L	63-82
J 7	*Bradley	W	64-58
J 9	*Indiana State	L	57-62
J 12	*at Evansville	L	51-67
J 15	*Wichita State	L	54-68
J 18	*Illinois State	W	76-68
J 22	*at Northern Iowa	L	49-69
J 25	*Missouri State	L	70-73
J 30	*at Illinois State (OT)	L	75-77
F 2	*at Southern Illinois	W	65-44
F 5	*Northern Iowa	W	72-69
F 8	*Creighton	W	67-64
F 12	*at Indiana State	L	63-75
F 15	*at Missouri State	L	51-60
F 19	&Detroit	W	84-69
F 23	*Evansville	W	87-69
F 26	*at Bradley	L	64-90
M 3	%vs Bradley	L	48-63

\* Conference game  
# Great Alaska Shootout, Anchorage, Ak.  
! MWC/MVC Challenge, Fort Collins, Colo.  
& BracketBusters, Drake Knapp Center  
% MVC Tournament, St. Louis, Missouri

**OVERTIME GAMES**

**Records**

Overall: 42-53  
Home: 20-23  
Road: 22-30

**1 Overtime: 36-39**

Home: 15-21 Road: 20-21

**2 Overtimes: 6-9**

Home: 5-2, Road: 1-7

**3 Overtimes: 0-3**

Home: 0-1, Road: 0-2

**DRAKE'S TOP 10 SEASONS**

Year	Record	Coach
1. 2007-08	28-5	Keno Davis
2. 1968-69	26-5	Maury John
3. 1969-70	22-7	Maury John
4. 1963-64	21-7	Maury John
5. 1970-71	21-8	Maury John
6. 1960-61	19-7	Maury John
7. 1974-75	19-10	Bob Ortelgel
8. 1985-86	19-11	Gary Garner
9. 1967-68	18-8	Maury John
10. 1946-47	18-11	F. Anderson
1980-81	18-11	Bob Ortelgel

**BULLDOGS' STREAKS:**

**Consecutive Regular Season Victories:** 21, 2007-08

**Consecutive MVC Victories:** 15, 2007-08

**Best Start:** 8-0, 1970-71

**Consecutive Home Victories:** 23, 1969-71

**Consecutive Road Victories:** Seven, 2007-08

**Best Home Record:** 14-1, 2007-08; 13-0, 1963-64; 13-0, 1969-70

**Best Road Record:** 14-3, 2007-08; 14-4, 1968-69; 12-5, 1974-75

**DRAKE'S MILESTONE VICTORIES**

First Win	Score	Opponent (Drake Coach)	Year
MVC	31-24	Iowa State (C.A. Pell)	Jan. 26, 1909
MVC Road	31-24	Iowa State (C.A. Pell)	Jan. 26, 1909
MVC Tournament	80-73	Bradley (Bob Ortelgel)	Feb. 28, 1977
NCAA Tournament	81-63	Texas A&M (Maury John)	March 13, 1969

**DRAKE'S MILESTONE VICTORIES**

Win	Score	Opponent (Drake Coach)	Year
1	36-17	Des Moines Baptist (C.A. Pell)	Jan. 26, 1907
100	40-22	Washington (Mo.) (Bill Boelter)	Feb. 26, 1926
200	29-22	Tulsa (Bill Williams)	Jan. 8, 1938
300	58-49	Northern Iowa (Forddy Anderson)	Dec. 6, 1947
400	66-63	Marquette (Jack McClelland)	Feb. 4, 1956
500	76-66	Cincinnati (Maury John)	Jan. 18, 1964
600	98-85	Wichita State (Maury John)	Jan. 8, 1970
700	87-83	Bradley (Bob Ortelgel)	Jan. 22, 1977
800	81-59	Lehigh (Gary Garner)	Dec. 29, 1984
900	73-65	Bradley (Rudy Washington)	Jan. 16, 1993
1000	72-62	Western Illinois (Kurt Kanaskie)	Dec. 14, 2002



ALL-TIME SERIES RECORDS

TEAM	W	L
Air Force	5	0
Akron	2	1
Alabama State	1	0
Alcorn State	1	0
Arizona	1	1
Arizona State	1	0
Arkansas	0	1
Arkansas-Pine Bluff	4	0
Arkansas State	2	0
Augustana (S.D.)	1	0
Austin Peay	3	0
Ball State	1	0
Baylor	1	4
Bethel (Kan.)	0	1
Binghamton	1	0
<b>Boise State</b>	<b>1</b>	<b>0</b>
Boston College	0	1
Bowling Green	1	0
<b>Bradley</b>	<b>53</b>	<b>79</b>
Brandeis	0	1
Brigham Young	0	1
Brown	1	0
Bucknell	1	0
Butler	3	5
California	1	3
Cal Poly-Pomona	1	0
Cal Poly-SLO	1	0
Cal State-Fullerton	2	1
<b>Cal State-Northridge</b>	<b>1</b>	<b>0</b>
Cal State-Sacramento	1	1
Camp Dodge	2	4
Canisius	4	0
Carleton	3	3
Central	14	0
Central Florida	0	1
Central Michigan	0	2
Chicago	2	0
Chicago State	7	0
Cincinnati	8	22
City College of NY	0	1
Cleveland State	1	0
Coe	2	2
Colgate	1	0
Colorado	3	1
Colorado College	1	0
Colorado State	4	6
Columbia	1	0
Connecticut	1	0
Coppin State	1	0
Cornell (Iowa)	10	1
Cornell (N.Y.)	1	0
<b>Creighton</b>	<b>58</b>	<b>89</b>
Dartmouth	1	1
Dayton	1	2
Delaware State	3	0
Denver	5	4
DePaul	2	4
Des Moines University	4	2
Des Moines Baptist	3	0
Detroit	10	9
Drake Alumni	1	0
Dubuque	1	2
Duke	0	1
Duquesne	1	1
<b>Eastern Michigan</b>	<b>1</b>	<b>2</b>
Eastern Washington	0	1
East Tennessee State	0	2
East Texas State	1	0
Emporia State	4	2
<b>Evansville</b>	<b>16</b>	<b>19</b>
Fal-Mexico	1	0
Florida A&M	1	0

TEAM	W	L
Florida Atlantic	1	1
Fort Des Moines	1	0
Fort Hays State	2	0
Fresno State	1	0
Georgetown	3	0
George Washington	1	0
Georgia	1	1
Georgia Southern	2	1
Georgia State	1	0
Gonzaga	1	1
Green Bay	1	0
Grinnell	37	29
Hamline	4	5
Hardin-Simmons	1	0
Hawaii	1	1
Hawaii-Hilo	1	0
Hawaii-Pacific	1	0
Holy Cross	1	1
Houston	11	6
Houston Baptist	1	1
Huron	1	0
Idaho	1	0
Idaho State	1	0
Illinois	0	5
Illinois-Chicago	5	2
Illinois College	2	0
<b>Illinois State</b>	<b>27</b>	<b>47</b>
Indiana	2	6
<b>Indiana State</b>	<b>34</b>	<b>39</b>
<b>Iowa</b>	<b>10</b>	<b>55</b>
Iowa Seahawks	0	4
<b>Iowa State</b>	<b>64</b>	<b>106</b>
Iowa State Navy	1	0
Iowa Wesleyan	3	0
IUPUI	0	1
Jackson State	2	0
Kansas	3	22
Kansas State	6	20
Kirksville Ost.	1	0
Knox	1	0
Lamar	2	3
Lehigh	2	0
Lewis	1	1
Liberty	1	1
Lincoln (Mo.)	1	0
Long Island	0	1
Loras	1	2
Los Angeles State	2	0
Louisiana State	0	1
Louisville	7	19
Loyola-Chicago	9	10
Loyola Marymount	1	0
Mankato State	2	0
<b>Marquette</b>	<b>5</b>	<b>17</b>
Memphis	11	6
Mercer	1	0
Miami (Ohio)	1	0
Michigan	2	0
Michigan State	1	2
Minnesota	7	12
Minnesota-Duluth	1	0
Minnesota-Morris	1	0
Mississippi State	0	2
Mississippi Valley State	2	1
Missouri	8	24
Missouri-Kansas City	5	0
Missouri-St. Louis	1	0
<b>Missouri State</b>	<b>10</b>	<b>33</b>
Montana	0	1
Morgan State	1	0
Morehead State	1	0
Morningside	8	2

TEAM	W	L
Murray State	0	1
Nebraska	13	38
Nebraska-Omaha	7	0
Nevada-Reno	3	0
New Mexico	3	1
New Mexico State	9	16
Niagara	0	1
Nicholls State	1	0
North Carolina	1	0
North Carolina Central	2	0
North Dakota	3	0
North Dakota State	6	0
North Texas State	30	6
Northeastern Illinois	2	0
Northern Illinois	1	3
<b>Northern Iowa</b>	<b>24</b>	<b>33</b>
Northwestern	1	1
Northwestern (La.) State	0	1
Northwest Missouri State	4	1
Notre Dame	1	3
Oklahoma	7	11
Oklahoma City	3	8
Oklahoma State	11	40
Oral Roberts	4	2
Oregon	0	2
Ottumwa Navy	0	2
Pacific	1	2
Pella	1	0
Phillips 66	0	1
Pittsburgh	2	0
Portland	1	0
Portland State	1	0
Prairie View	1	0
Providence	0	1
Purdue	1	4
Regis	1	0
Rhode Island	1	0
Rice	3	1
St. Ambrose	2	2
St. Bonaventure	0	1
St. Cloud State	4	0
St. John's (NY)	0	1
St. Joseph (Pa.)	1	0
St. Louis	30	53
St. Thomas (Minn.)	1	0
Saint Mary's (Calif.)	0	1
San Diego	1	1
San Diego State	4	2
San Francisco	1	1
San Jose State	4	0
Samford	1	1
Shawnee State	1	0
Shick Hospital	1	1
Simpson	23	14
SIU -Edwardsville	0	1
South Carolina	1	0
South Dakota	10	1
South Dakota State	5	1
Southeast Missouri State	1	0
Southeastern Oklahoma	1	1
Southern	1	0
Southern California	1	0
<b>Southern Illinois</b>	<b>26</b>	<b>51</b>
Southern Methodist	1	1
Southern Utah	3	1
Stephen F. Austin	0	1
SUNY- Stony Brook	2	0
Syracuse	0	1
Tampa	1	0
Temple	1	2
Tennessee	0	1
Tennessee State	0	1

TEAM	W	L
Texas	2	2
Texas-Arlington	3	0
Texas-Pan American	2	0
Texas A&M	2	2
Texas A&M-Corpus Christi	1	1
<b>Texas Christian</b>	<b>3</b>	<b>2</b>
Texas-El Paso	0	1
Texas-San Antonio	2	0
Texas Southern	2	0
Texas Wesleyan	1	0
Toledo	4	1
Troy	1	1
Tulane	3	2
Tulsa	60	59
UC Irvine	1	1
UC San Diego	1	0
UCLA	0	2
U.S. International	1	1
Utah	2	2
Utah State	1	2
Valparaiso	2	3
Vanderbilt	1	1
Vermont	1	0
Virginia Commonwealth	0	0
Waldorf	1	0
Wagner	1	0
Washburn	15	4
Washington	0	1
Washington (Mo.)	33	31
Washington State	1	1
Wayne (Neb.) State	1	0
Weber State	0	1
West Chester State	0	1
West Texas State	19	14
Western Illinois	4	1
Western Kentucky	0	1
Western Reserve	0	1
<b>Wichita State</b>	<b>46</b>	<b>93</b>
William Jewell	4	0
William Penn	5	0
Williamette	1	0
Winona State	2	0
Wisconsin-Milwaukee	2	1
Wisconsin-Oshkosh	2	0
Wisconsin-Parkside	2	0
Wisconsin-Platteville	4	0
Wisconsin-Stevens Point	1	0
Wisconsin-Superior	1	0
Wisconsin-Whitewater	1	0
Wright State	1	0
Wyoming	1	3
Yale	0	1

Note: 2011-12 Opponents in Bold

ALL-TIME GAME-BY-GAME SERIES RECORDS

<p>• QUINCY • First Meeting</p>				'50-51	D 9	*	D	65-47	
<p>• UPPER IOWA • First Meeting</p>				'51-52	D 10		IS	68-54	
<p>• IOWA STATE • Iowa State leads, 106-64 Home: 39-46 Road: 25-60</p>				'52-53	D 22	*	D	51-46	
1907-08	F 29	IS	36-17	'53-54	D 22	*	IS	68-57	
1908-09	J 26	D	31-24	'54-55	J 21	*	IS	73-63	
	F 13	IS	39-31	'55-56	D 22	*	IS	69-64	
	F 24	* IS	30-22	'56-57	J 23		D	69-59	
	F 26	* IS	32-30	'57-58	D 21		D	82-72	
1909-10	J 25	IS	41-17	'58-59	F 16	*	IS	72-53	
	F 1	* IS	32-13	'59-60	J 20	*	IS	82-73	
	F 16	IS	33-23	'60-61	F 7	*	IS	81-60	
	F 28	* IS	12-11	'61-62	J 11	*	IS	87-70	
1910-11	F 4	IS	47-23	'62-63	F 8	*	IS	97-71	
	F 10	* IS	23-19	'63-64	D 2		IS	92-71	
'11-12	J 19	* IS	23-11	'64-65	J 13	*	IS	62-55	
	J 30	IS	36-23	'65-66	F 9	*	D	53-42	
	F 6	* IS	23-17	'66-67	D 23	*	IS	58-57	
	F 27	IS	32-27	'67-68	M 2	*	IS	58-54	
'12-13	J 18	* IS	11-6	'68-69	J 18	IS	IS	61-57	
	F 6	IS	32-18	'69-70	F 1	*	D	71-70	
'13-14	J 24	IS	15-11	'70-71	J 18	*	D	83-81	
	F 1	IS	33-7	'71-72	D 18	*	IS	59-50	
'14-15	F 24	* IS	21-20(OT)	'72-73	F 3		D	73-63	
	M 2	IS	18-13	'73-74	D 10	*	D	74-52	
'15-16	F 8	IS	23-19	'74-75	J 15	IS	IS	69-65	
	M 1	* D	24-12	'75-76	D 7	*	D	81-67	
'16-17	J 26	* IS	25-21	'76-77	J 28		D	63-53	
	F 13	IS	25-9	'77-78	D 17	IS	IS	82-75	
'17-18	F 5	IS	33-21	'78-79	F 3	*	D	66-52	
'18-19	J 25	IS	24-11	'79-80	M 2	*	D	72-66	
	F 18	* D	27-21	'80-81	J 26		D	74-71	
'19-20	F 18	D	22-19	'81-82	D 15	IS	IS	87-77	
	M 1	* IS	36-23	'82-83	J 19	* D	D	70-57	
'21-22	J 21	D	33-19	'83-84	D 14	IS	IS	88-83	
	F 1	* D	24-22	'84-85	J 17	*	D	76-67	
'22-23	J 30	* IS	29-27	'85-86	D 19	D	D	81-71	
	F 21	D	32-19	'86-87	F 5	*	D	94-71	
'23-24	J 25	IS	18-17	'87-88	D 6	*	D	86-62	
	M 8	* D	29-22	'88-89	D 8		D	87-63	
'24-25	J 31	* D	23-22	'89-90	D 7	*	D	88-80	
	M 6	D	23-19	'90-91	D 16	IS	IS	83-80	
'25-26	J 8	D	26-18	'91-92	D 15	*	D	61-60	
	F 5	* D	26-22	'92-93	D 19	D	D	65-64	
'26-27	J 26	* D	43-29	'93-94	D 6	*	D	98-83	
	F 9	IS	26-21	'94-95	J 4	*	D	61-55	
	F 18	* D	23-20	'95-96	J 31	IS	IS	83-61	
'27-28	J 24	D	26-21	'96-97	D 10	*	D	91-77	
	M 5	* IS	26-25	'97-98	J 5		D	74-71	
'28-29	J 25	* IS	35-34	'98-99	D 4	D	D	86-77	
'29-30	J 3	IS	38-15	'99-00	D 8	*	D	87-66	
	F 12	* D	30-22	'00-01	D 4	IS	IS	74-72	
'30-31	D 31	* IS	17-16	'01-02	D 19	*	D	72-56	
	F 10	* IS	23-20	'02-03	D 5	*	IS	52-47	
	F 26	IS	39-21	'03-04	D 8		IS	79-72 (OT)	
'31-32	D 31	* IS	32-30	'04-05	D 17	*	IS	74-73	
	F 10	IS	35-25	'05-06	D 7	*	D	77-69	
	F 23	* IS	31-14	'06-07	D 6	IS	IS	55-51	
'32-33	D 21	IS	41-22	'07-08	D 5	*	IS	83-77	
	D 30	* IS	33-22	'08-09	D 3		D	80-66	
	F 10	D	30-27	'09-10	D 10	*	D	117-114 (OT)	
'33-34	D 21	* IS	28-25 (2OT)	'10-11	J 2		IS	86-69	
	J 2	IS	29-19		J 21	*	IS	92-61	
'34-35	D 20	* IS	28-27		'92-93	J 27	IS	119-81	
	F 5	D	45-42		'93-94	D 7	*	IS	83-67
'35-36	J 6	* D	24-23		'94-95	D 6	IS	94-69	
	F 26	IS	37-29		'95-96	D 6	*	IS	65-62
'36-37	J 23	* D	35-20		'96-97	D 10	IS	74-50	
	J 30	D	36-32		'97-98	D 10	*	D	63-61
'38-39	D 17	D	32-30		'98-99	D 8	IS	57-56	
	J 18	* D	35-33		'99-00	N 19	*	D	48-44
'39-40	D 11	IS	37-3		'00-01	D 17	IS	75-55	
	D 30	D	33-29		'01-02	D 15	*	D	72-58
'40-41	D 31	IS	45-26		'02-03	D 22	IS	76-55	
	J 4	* IS	36-30		'03-04	D 20	*	IS	83-77
'41-42	D 8	* IS	46-30		'04-05	N 23	IS	73-46	
	D 31	IS	49-20		'05-06	D 5	*	IS	89-74
'42-43	D 11	IS	46-34		'06-07	D 3		D	80-78
	J 29	* IS	32-30		'07-08	D 5	*	D	79-44
'43-44	D 31	IS	43-20		'08-09	D 12		D	66-63
	F 9	* IS	64-36		'09-10	N 17	*	IS	90-70
'44-45	D 16	* D	52-45		'10-11	N 17	IS	91-43	
	J 24	IS	57-32		<p>• MISSISSIPPI • First Meeting</p>				
'45-46	D 10	* IS	46-42		<p>• WINTHROP • First Meeting</p>				
	J 18	IS	58-45		<p>• VIRGINIA • First Meeting</p>				
'46-47	D 31	D	35-34		<p>• NORFOLK STATE • First Meeting</p>				
	J 7	* D	41-38						
'47-48	J 3	IS	49-47						
	J 22	D	60-49						
'48-49	D 6	* D	58-38						
	D 11	IS	51-43						
'49-50	D 10	IS	64-58						
	D 23	* D	39-38						

<p>• MARQUETTE • Marquette leads, 17-5 Home: 5-6 Road: 0-11</p>				1928-29	F 2	M	23-22	
<p>• TEXAS CHRISTIAN • Drake leads, 3-2 Home: 1-1 Road: 0-1 Neutral: 2-0</p>				1959-60	D 12	*	D	78-61
<p>• CAL STATE NORTH RIDGE • Drake leads, 1-0 Home: 0-0 Road: 1-0</p>				1970-71	D 19	^	D	79-78
<p>• BOISE STATE • Drake Leads, 1-0 Home: 1-0 Road: 0-0</p>				1985-86	D 21		TC	74-59
<p>• AIR FORCE • Drake leads 5-0 Home: 3-0 Road: 2-0</p>				1990-91	F 2	*	TC	79-69
<p>• EASTERN MICHIGAN • Eastern Michigan leads 2-1 Home: 0-1 Road: 1-1</p>				2005-06	N 26	#	D	86-79
<p>• IOWA • Iowa leads, 55-10 Home: 7-30 Road: 3-25</p>				1959-60	D 12	*	D	72-69
<p>• CENTRAL ARKANSAS • First Meeting</p>				1978-79	F 20	#	D	90-80
<p>• INDIANA STATE • Indiana State leads 39-34 Home: 23-11 Road: 10-26 Neutral: 1-2</p>				1945-46	D 17	IS	IS	64-37
				1975-76	F 2	*	IS	77-70
				1976-77	D 28	IS	IS	79-73(2OT)
				1977-78	J 14	*	IS	92-80
				1978-79	F 18	IS	IS	90-71
				1979-80	F 20	*	IS	100-79
				1979-80	J 14	*	IS	76-68
				1980-81	F 4	*	D	79-69
				1981-82	J 22	IS	IS	91-90
				1982-83	F 14	*	D	91-78
				1983-84	F 4	*	D	65-48
				1984-85	F 25	IS	IS	69-61
				1985-86	J 29	*	D	84-63
				1986-87	F 24	D	D	73-56
				1987-88	J 28	*	IS	85-82
				1988-89	F 23	D	D	100-83
				1989-90	J 10	IS	IS	73-70
				1990-91	J 28	*	D	69-67
				1991-92	J 16	D	D	77-72
				1992-93	F 17	*	D	62-59
				1993-94	J 24	*	D	62-45
				1994-95	F 5	IS	IS	70-62
				1995-96	J 7	*	D	63-54
				1996-97	J 28	IS	IS	84-78
				1997-98	J 5	D	D	73-63
				1998-99	J 30	*	D	89-72
				1999-00	F 17	IS	IS	71-45
				2000-01	F 26	*	D	73-64
				2001-02	J 30	IS	IS	71-55
				2002-03	F 9	*	IS	70-61
				2003-04	F 1	*	IS	61-59
				2004-05	F 10	IS	IS	55-46
				2005-06	J 14	IS	IS	73-96
				2006-07	F 9	*	D	76-74(2OT)
				2007-08	F 5	*	D	74-70
				2008-09	F 28	D	D	63-62
				2009-10	J 28	D	D	83-77
				2010-11	J 16	*	D	81-65
				2011-12	F 8	IS	IS	85-83
				2012-13	J 8	*	IS	67-63
				2013-14	J 18	IS	IS	76-64
				2014-15	J 17	IS	IS	70-55
				2015-16	F 23	*	IS	68-56
				2016-17	F 4	*	D	73-63
				2017-18	F 13	IS	IS	67-48
				2018-19	J 22	IS	IS	67-62
				2019-20	J 29	*	IS	73-56
				2020-21	J 23	IS	IS	72-61
				2021-22	F 15	*	D	83-71
				2022-23	D 9	*	D	85-71
				2023-24	F 19	D	D	62-60
				2024-25	J 18	*	D	68-54
				2025-26	F 12	IS	IS	63-62

<p>• QUINCY • First Meeting</p>				'77-78	D 30		I	82-69
<p>• UPPER IOWA • First Meeting</p>				'78-79	D 9	*	D	89-87
<p>• IOWA STATE • Iowa State leads, 106-64 Home: 39-46 Road: 25-60</p>				'79-80	D 29		I	72-69
1907-08	F 29	IS	36-17	'80-81	D 13	*	I	112-73
1908-09	J 26	D	31-24	'81-82	D 30	*	I	77-66
	F 13	IS	39-31	'82-83	N 29	*	I	90-68
	F 24	* IS	30-22	'83-84	D 21		I	60-49
	F 26	* IS	32-30	'84-85				



ALL-TIME GAME-BY-GAME SERIES RECORDS

Table with columns for year, home team, visitor, and score. Includes series for '04-05, '05-06, '06-07, '07-08, '08-09, '09-10, '10-11.

MISSOURI STATE Missouri State leads, 33-10

Table with columns for year, home team, visitor, and score. Includes series for 1986-87, 1990-91, 1991-92, 1992-93, 1993-94, '94-95, '95-96, '96-97, '97-98, '98-99, '99-00, '00-01, '01-02, '02-03, '03-04, '04-05, '05-06, '06-07, '07-08, '08-09, '09-10, '10-11.

CREIGHTON Creighton leads, 89-58

Table with columns for year, home team, visitor, and score. Includes series for 1916-17, 1917-18, 1918-19, 1919-20, 1924-25, '1926-27, '28-29, '29-30, '30-31, '31-32, '32-33, '33-34, '34-35, '35-36, '36-37.

Table with columns for year, home team, visitor, and score. Includes series for '37-38, '38-39, '39-40, '40-41, '41-42, '42-43, '45-46, '46-47, '47-48, '48-49, '49-50, '50-51, '51-52, '52-53, '53-54, '54-55, '55-56, '56-57, '57-58, '64-65, '72-73, '73-74, '74-75, '75-76, '76-77, '77-78, '78-79, '79-80, '80-81, '81-82, '82-83, '83-84, '84-85, '85-86, '86-87, '87-88, '88-89, '89-90, '90-91, '91-92, '92-93, '93-94, '94-95, '95-96, '96-97, '97-98, '98-99, '99-00.

Table with columns for year, home team, visitor, and score. Includes series for '00-01, '01-02, '02-03, '03-04, '04-05, '05-06, '06-07, '07-08, '08-09, '09-10, '10-11.

NORTHERN IOWA Northern Iowa leads, 34-24

Table with columns for year, home team, visitor, and score. Includes series for 1907-08, 1913-14, 1914-15, 1915-16, 1916-17, 1917-18, 1918-19, 1919-20, 1920-21, 1921-22, 1922-23, 1923-24, 1924-25, 1925-26, 1926-27, 1927-28, 1928-29, 1929-30, 1930-31, 1931-32, 1932-33, 1933-34, 1934-35, 1935-36, 1936-37, 1937-38, 1938-39, 1939-40, 1940-41, 1941-42, 1942-43, 1943-44, 1944-45, 1945-46, 1946-47, 1947-48, 1948-49, 1949-50, 1950-51, 1951-52, 1952-53, 1953-54, 1954-55, 1955-56, 1956-57, 1957-58, 1958-59, 1959-60, 1960-61, 1961-62, 1962-63, 1963-64, 1964-65, 1965-66, 1966-67, 1967-68, 1968-69, 1969-70, 1970-71, 1971-72, 1972-73, 1973-74, 1974-75, 1975-76, 1976-77, 1977-78, 1978-79, 1979-80, 1980-81, 1981-82, 1982-83, 1983-84, 1984-85, 1985-86, 1986-87, 1987-88, 1988-89, 1989-90, 1990-91, 1991-92, 1992-93, 1993-94, 1994-95, 1995-96, 1996-97, 1997-98, 1998-99, 1999-00, '00-01, '01-02, '02-03, '03-04, '04-05, '05-06, '06-07, '07-08, '08-09, '09-10, '10-11.

Table with columns for year, home team, visitor, and score. Includes series for '00-01, '01-02, '02-03, '03-04, '04-05, '05-06, '06-07, '07-08, '08-09, '09-10, '10-11.



ALL-TIME GAME-BY-GAME SERIES RECORDS

'93-94	D 12	*	BU	71-63
	J 24		BU	93-91 (2 OT)
'94-95	J 11		BU	61-54
	J 31	*	BU	73-55
'95-96	J 31		BU	77-60
	M 2	#	BU	64-51
'96-97	F 13	*	BU	73-53
	F 24	*	BU	67-60
	M 1	#	BU	66-47
'97-98	F 1	*	BU	79-53
	F 7		BU	67-54
	F 27	#	BU	69-62
'98-99	J 9	*	D	66-63
	F 6		BU	65-45
'99-00	D 19	*	D	75-63
	F 16		BU	55-40
'00-01	F 3	*	BU	62-47
	F 26		BU	74-50
'01-02	J 5		BU	68-65
	F 16	*	D	68-54
'02-03	J 15		BU	72-57
	M 3	*	BU	77-67
'03-04	J 8	*	D	90-67
	J 28		D	62-56 (OT)
'04-05	J 8	*	D	79-73
	F 28	D	D	79-69
'05-06	J 5	*	D	75-73
	F 25		BU	86-66
'06-07	J 6	*	BU	89-86
	F 10		BU	100-85
'07-08	J 22		D	69-68
	F 19	*	BU	72-71
'08-09	F 7	*	D	68-54
	F 28		D	77-75(OT)
'09-10	D 29	*	BU	67-59
	F 2		BU	67-65
'10-11	J 7	*	D	64-58
	F 26		BU	64-90
	M 3	#	BU	48-63

\$-at Ames, Iowa ^-at Wichita, Kan.  
#-at St. Louis, Mo.

• EVANSVILLE •  
Evansville leads, 19-16

Home: 8-9 Road: 6-10 Neutral: 2-0

1994-95	F 28	*	EV	86-72
1995-96	F 3	*	D	65-61
	F 20		EV	80-69
1996-97	J 16		EV	69-62
	J 30	*	EV	59-54
1997-98	J 10	*	EV	78-63
	J 19		EV	66-52
1998-99	J 2	*	EV	89-76
	J 30		EV	76-63
1999-00	J 5	*	EV	67-64
	J 12		EV	70-62
'00-01	J 6		EV	63-62
	J 31	*	D	80-55
'01-02	J 16	*	D	63-61
	F 2	*	D	78-67
'02-03	F 3	*	EV	62-51
	F 22		D	81-73
'03-04	F 7		EV	77-68
	F 28	*	D	81-71
'04-05	F 5		D	76-72 OT
	F 26	*	D	83-81
	M 3	#	D	82-68
'05-06	D 28		D	79-68
	F 11	*	EV	69-68
'06-07	D 28		EV	78-57
	F 21	*	D	82-79
	M 1	#	D	101-96 (OT)
'07-08	J 6		D	71-68
	F 9	*	D	73-65
'08-09	D 28		EV	76-65
	J 29	*	EV	65-62
'09-10	J 20		D	72-65
	F 27	*	EV	56-53
'10-11	J 12		EV	51-67
	F 23	*	D	87-69

• ILLINOIS STATE •  
Illinois State leads, 47-27

Home: 18-14 Road: 7-28 Neutral: 2-5

1973-74	J 2	*	D	99-90
1974-75	D 7		IS	92-79
1975-76	D 30	*	D	84-73
1976-77	D 23		D	80-67
'81-82	J 4		IS	59-49
	J 23	*	D	49-46
	M 2		IS	56-43
'82-83	F 3		IS	65-59
	F 12	*	D	71-57
'83-84	J 14	*	IS	67-52
	F 9	*	IS	76-41
	M 6		IS	91-62

'84-85	J 3	*	IS	66-56
	F 9		IS	67-46
'85-86	J 4		IS	65-61 (OT)
	F 1	*	D	76-66
'86-87	J 8	*	D	53-52
	J 29		IS	52-50
'87-88	F 13		IS	82-74
	F 22	*	IS	72-69
	M 5		IS	72-60
'88-89	J 5	*	D	73-63
	F 16		D	58-48
'89-90	J 17	*	IS	85-81
	J 22		IS	63-62
	M 3		IS	77-62
'90-91	J 17	*	IS	57-55
	F 16		D	71-66
	M 1	#	D	57-55
'91-92	J 13		IS	54-51
	M 2	*	IS	76-75
'92-93	J 30		IS	60-57
	F 27	*	IS	55-54
	M 7	#	IS	60-59
'93-94	J 22		IS	89-79
	F 24	*	IS	72-66
'94-95	F 15	*	D	82-78
	F 24		D	66-64
'95-96	J 25		D	72-68
	F 14	*	IS	74-52
'96-97	F 3	*	IS	73-65
	F 15		IS	82-51
'97-98	D 6		IS	76-57
	J 7	*	IS	74-59
'98-99	D 19	*	IS	74-66
	J 13		IS	75-57
	F 26	#	IS	51-47
'99-00	J 17	*	D	69-46
	F 28		IS	90-88 (OT)
'00-01	J 17	*	D	77-68
	F 18		D	81-78
'01-02	J 9	*	D	83-73
	J 26		D	68-54
	M 2	#	IS	64-63
'02-03	F 15		D	59-48
	F 26	*	D	70-63
	M 7	#	IS	63-62
'03-04	J 14	*	D	59-55
	M 1		IS	73-68
'04-05	J 15		IS	74-61
	F 1	*	IS	59-58
'05-06	F 7	*	D	45-41
	F 14		IS	58-56 OT
'06-07	J 13	*	D	70-66
	J 21		IS	80-65
'07-08	J 19	*	D	79-73
	F 5		D	73-70
	M 9	#	D	79-49
'08-09	J 14		IS	65-61
	F 15	*	IS	67-45
'09-10	J 17	*	D	69-59
	F 6		IS	71-68
'10-11	J 18	*	D	76-68
	J 30		IS	77-75 (OT)

• SOUTHERN ILLINOIS •  
Southern Illinois leads, 51-26

Home: 18-19 Road: 7-30 Neutral: 1-2

1975-76	F 7		SI	72-57
	F 21	*	SI	83-70
1976-77	F 19	*	SI	66-57
	F 26		SI	80-61
1977-78	J 9		SI	72-69
	F 2	*	SI	90-87
	F 27		D	75-59
'78-79	F 12	*	D	79-75
	F 24		SI	76-73
'79-80	J 10	*	D	116-91
	F 7		SI	72-67
'80-81	J 31	*	D	82-70
	F 28		D	72-67
'81-82	J 9	*	D	63-55
	F 27		SI	67-64
'82-83	J 6	*	D	67-63
	F 26		SI	60-56
'83-84	J 26		SI	71-61
	M 1	*	D	77-70
'84-85	J 12	*	D	68-63
	F 16		SI	92-68
'85-86	J 9	*	D	88-76
	J 25		D	68-63
'86-87	J 22	*	D	81-75
	F 14		SI	79-69
'87-88	F 28	*	SI	76-70
	J 9	*	D	99-86
'88-89	J 30		SI	99-98 (3OT)
	J 14		SI	75-70
	J 21	*	D	65-55

'89-90	J 13	*	D	79-71
	F 15		SI	87-77
'90-91	J 26		SI	82-63
	F 25	*	SI	106-82
'91-92	J 4		SI	70-55
	F 24	*	SI	73-69
'92-93	J 21		SI	92-74
	F 6	*	D	97-79 (2OT)
'93-94	J 10	*	SI	86-76
	F 19		SI	93-91
'94-95	J 26		SI	89-68
	F 4	*	SI	79-74
	F 19	#	SI	85-65
'95-96	J 23	*	D	87-67
	F 17		D	71-68
'96-97	F 1		SI	80-62
	F 8	*	SI	63-60
'97-98	D 20	*	SI	80-78
	F 11		SI	85-72
'98-99	J 18		SI	69-52
	F 17	*	D	64-60
'99-00	J 26		SI	76-48
	F 5	*	SI	79-62
'00-01	J 27		SI	65-61
	F 12	*	SI	89-84 (OT)
'01-02	J 24	*	SI	79-64
	F 9		SI	66-57
'02-03	J 2		SI	76-63
	F 2	*	SI	65-64
'03-04	D 6	*	SI	75-66
	F 11		SI	96-76
'04-05	J 2		SI	51-45
	F 7	*	SI	58-57
'05-06	D 31	*	SI	64-50
	J 14	*	SI	47-46
'06-07	J 4	*	SI	59-54
	J 15		SI	72-62
	M 2	#	SI	71-59
'07-08	J 2	*	D	61-51
	F 13		SI	65-62
'08-09	J 4		D	67-60
	F 25	*	SI	56-55
'09-10	J 9		D	70-65
	F 16	*	D	79-72
	M 4	#	D	63-61
'10-11	D 29	*	D	69-55
	F 2		D	65-44

• WICHITA STATE •  
Wichita State leads, 93-46

Home: 33-33 Road: 12-57 Neutral: 1-3

1936-37	D 23		WS	42-38
1937-38	D 14	*	D	36-28
1945-46	J 7	*	WS	55-41
	F 2		WS	56-42
1946-47	J 11	*	D	67-37
	F 14		D	39-30
'47-48	J 8		D	43-41
	F 14	*	D	48-46
'48-49	J 22	*	D	57-47
	F 26		WS	62-57
'49-50	J 28		D	72-64
	F 25	*	D	79-61
'50-51	J 30		WS	64-45
	F 19	*	WS	68-67
'51-52	J 26		D	65-63
	F 16	*	D	74-48
'52-53	J 10	*	D	73-60
	F 4		WS	76-71
'53-54	J 29	*	WS	89-74
	F 9		WS	89-60
'54-55	J 24	*	WS	80-78
	F 10		WS	96-78
'55-56	J 18	*	WS	85-76
	F 9		WS	76-70
'56-57	J 26		WS	71-61
	F 23	*	D	81-79
'57-58	J 2		WS	74-69
	F 10	*	D	71-65
'58-59	J 12		WS	61-54
	M 2	*	WS	78-72
'59-60	F 6	*	WS	63-53
	F 20		WS	76-61
'60-61	J 14		WS	90-70
	F 18	*	D	101-88
'61-62	J 4	*	WS	77-64
	J 11		WS	91-61
'62-63	J 19	*	WS	68-60
	F 11		WS	73-49
'63-64	J 4		WS	67-49
	F 10	*	D	64-63
	M 6		WS	58-50
'64-65	D 19	*	WS	71-60
	M 6		WS	76-74 (OT)
'65-66	J 22	*	D	79-72 (OT)
	F 3		WS	96-91

'66-67	J 17		WS	91-85 (OT)
	F 1	*	WS	71-60
'67-68	J 11	*	D	75-74
	J 7		WS	79-78
'68-69	J 9	*	D	86-81
	F 20		D	120-94
'69-70	J 8	*	D	98-85
	F 19		D	90-83 (OT)
'70-71	J 7		D	78-74
	F 23	*	D	83-76
'71-72	J 6	*	D	61-58
	F 22		WS	95-71
'72-73	J 20		WS	93-80
	J 5		WS	70-66
'74-75	J 9	*	WS	106-92
	F 27		D	79-74
'75-76	F 19		WS	95-78
	M 6	*	WS	75-69
'76-77	F 3		WS	75-65
	F 22	*	D	88-78
'77-78	M 3		WS	67-63
	J 31	*	WS	74-73
	F 23		WS	68-59
'78-79	J 16	*	D	



**REGULAR SEASON TOURNAMENTS**

**AAA-Drake Classic (Des Moines, Iowa)**

Dec. 10-11, 1983  
 Drake 60, Austin Peay 54; Georgia 93, Drake 59  
 Dec. 14-15, 1984  
 Drake 63, North Texas State 59; Texas A&M 66, Drake 49

**Big Island Tournament (Hilo, Hawaii)** Nov. 29-Dec. 1, 2002

Drake 70, Hawaii-Hilo 50; Utah State 73, Drake 61;  
 Drake 83, Vermont 78 (2 OT)

**Cancun Challenge (Des Moines, Iowa; Cancun, Mexico)** Nov. 19-Nov. 30, 2009

Drake 86, Morehead State 70; Drake 75, South Dakota State 65;  
 Vanderbilt 72, Drake 57; Drake 68, New Mexico 62

**Capital City Classic (Tallahassee, Fla.)** Dec. 28-29, 1993

Drake 73, Detroit 72; Drake 65, Florida A&M 53

**Century Cellunet Classic (Shreveport, La.)** Nov. 25-26, 1988

Northwestern State 76, Drake 69; Texas A&M 69, Drake 63

**Corn Bowl (Drake Fieldhouse)**

Dec. 27-28, 1946  
 Drake 69, South Dakota 33; Creighton 51, Drake 50  
 Dec. 29, 1947  
 Drake 62, Denver 54  
 Dec. 29-30, 1948  
 Drake 47, Vanderbilt 46; Minnesota 50, Drake 26  
 Dec. 29-30, 1949  
 Drake 67, Pittsburgh 55; Tennessee 64, Drake 57

**Dallas Classic (Dallas, Texas)** Dec. 27-28, 1968

Drake 71, Minnesota 48; Drake 86, SMU 81 (First Place)

**Dayton Invitational (Dayton, Ohio)** Dec. 21-22, 1973

California 64, Drake 62; Drake 66, Georgia 60 (Third Place)

**Drake HyVee Classic (Des Moines, Iowa)**

Dec. 12-13, 2008  
 Drake 84, Georgia Southern 73; Stephan F. Austin 66, Drake 64 (First Place)  
 Dec. 4-5, 2009  
 SIU-Edwardsville 60, Drake 58; Drake 72, North Dakota 63 (Third Place)

**Drake Regency Challenge (Des Moines, Iowa)**

Dec. 9-10, 2005  
 Drake 69, North Dakota State 68; Montana 78, Drake 72 (OT) (First Place)  
 Dec. 8-9, 2006  
 Drake 87, Troy 75; Drake 87, Georgia Southern 75 (First Place)  
 Dec. 7-8, 2007  
 Drake 83, Chicago State 53; Drake 83, Texas-Pan American 55 (First Place)

**Far West Classic (Portland, Ore.)**

Dec. 26, 28-29, 1980  
 Drake 69, Utah 68; Oregon 75, Drake 73;  
 Drake 93, Rhode Island 83 (Third Place)  
 Dec. 27-29, 1983  
 Lamar 66, Drake 54; Tennessee State 66, Drake 63;  
 Drake 67, Portland 57 (Seventh Place)

**Glenn Wilkes Classic (Daytona Beach, Fla.)** Nov. 14, Nov. 20-22, 2009

IUPUI 88, Drake 82; Drake 65, Georgia State 58  
 Akron 63, Drake 59; Central Florida 59, Drake 50

**Greaset Alaska Shootout (Anchorage, Ak.)** Nov. 24, Nov. 26-27, 2010

Drake 78, Southern Utah 59; St. John's 82, Drake 39, Weber State 82, Drake 81

**Hawaii Nike Classic (Honolulu, Hawaii)** Nov. 16, 18, 2001

Drake 74, Sam Houston State 65; Hawaii 74, Drake 63

**Hawaii-Pacific Thanksgiving Tournament (Honolulu, Hawaii)** Nov. 28-30, 1986

Drake 74, Southwest Missouri State 62; St. Louis 75, Drake 56;  
 Drake 88, Hawaii-Pacific 81

**Heritage Cablevision-Drake Classic (Des Moines, Iowa)**

Dec. 13-14, 1985  
 Drake 75, Illinois-Chicago 72; Drake 64, Baylor 58 (First Place)  
 Jan. 2-3, 1986  
 Drake 81, Texas-Arlington 70; Drake 66, Texas A&M 58 (First Place)  
 Dec. 11-12, 1987  
 Drake 58, Houston Baptist 50; Drake 88, Northern Iowa 77 (First Place)  
 Dec. 9-10, 1988  
 Drake 74, Wright State 68;  
 Georgia Southern 68, Drake 58 (Second Place)  
 Dec. 8-9, 1989  
 Drake 85, Mercer 48; Drake 77, Jackson State 72 (First Place)  
 Dec. 7-8, 1990  
 Eastern Washington 93, Drake 74; Lamar 87, Drake 84 (Fourth Place)

**Hoosier Classic (Indianapolis, Ind.)**

Dec. 27-28, 1998  
 Indiana 102, Drake 46; Drake 71, Bucknell 53

**Iowa Realty Invitational (Des Moines, Iowa)**

Nov. 30-Dec. 1, 2007  
 Drake 85, North Carolina Central 48; Drake 77, Duquesne 73 (First place)  
 Dec. 5-6, 2008  
 Drake 59, Texas -Pan American 57; Drake 89 North Carolina Central 46 (First Place)

**Islander Classic (Corpus Christi, Texas)** Dec. 29-30, 2003

Texas A&M-Corpus Christi 78, Drake 72; Drake 83, Cleveland State 80

**Las Vegas Holiday Tournament (Des Moines, Las Vegas)** Dec. 20-26

Drake 69, Detroit 61; Drake 85, Shawnee State 36  
 Boston College 87, Drake 84; Drake 86, Texas Christian 79 (Third Place)

**Lobo Invitational (Albuquerque, N.M.)**

Dec. 26-27, 1986  
 Drake 62, Miami (Ohio) 44; Drake 59, New Mexico 52 (First Place)  
 Dec. 29-30, 1997  
 Yale 72, Drake 68; Holy Cross 90, Drake 82 (OT)

**Long Beach Invitational (Long Beach, Calif.)** Dec. 21-22, 1962

Drake 92, Loyola (Calif.) 74;  
 Oklahoma State 61, Drake 59 (Second Place)

**Merrill Lynch Classic (Dayton, Ohio)** Dec. 27-28, 1985

California 80, Drake 55; Drake 58, Columbia 56 (Third Place)

**Milwaukee Classic (Milwaukee, Wis.)** Dec. 28-29, 1984

Gonzaga 56, Drake 38; Drake 81, Lehigh 59 (Third Place)

**Ocean State Classic (Providence, R.I.)** Dec. 27-28, 30, 1974

Drake 70, Brown 58; Providence 83, Drake 73;  
 Drake 92, South Carolina 71 (Third Place)

**Quaker City (Philadelphia, Pa.)** Dec. 28, 30, 1963

Drake 58, Temple 54; St. Bonaventure 64, Drake 62;  
 Drake 89, Georgetown 61 (Third Place)

**Queen City (Buffalo, N.Y.)**

Dec. 31, Jan. 2, 1960  
 Drake 90, Connecticut 81; Drake 79, Canisius 77 (First Place)  
 Dec. 28, 30, 1961  
 Drake 78, St. Joseph (Pa.) 55; Drake 66, Cornell 65 (First Place)  
 Dec. 30, Jan. 1, 1965  
 Drake 80, Memphis State 65; Drake 65, Holy Cross 52 (First Place)  
 Dec. 29-30, 1967  
 Drake 87, Rice 75; Drake 85, Canisius 48 (First Place)  
 Dec. 26, 28, 1970  
 Drake 87, Canisius 74; Niagara 87, Drake 77 (Second Place)

**Rainbow Classic (Honolulu, Hawaii)**

Dec. 28-30, 1969  
 San Francisco 69, Drake 67 (OT); Drake 102, Hawaii 76;  
 Sub-Pac 77, Drake 75 (Sixth Place)  
 Dec. 28-30, 1990  
 Duke 101, Drake 77; Creighton 77, Drake 71;  
 Drake 73, San Francisco 59 (Seventh Place)

**Saint Mary's Classic (Moraga, Calif.)** Nov. 9-10, 2007

Drake 81, UC San Diego 63; Saint Mary's 72, Drake 66 (Second Place)

**Sugar Bowl (New Orleans, La.)**

Dec. 29-30, 1972  
 UCLA 85, Drake 72; Temple 73, Drake 68 (Fourth Place)  
 Dec. 22-23, 2006  
 Drake 70, Toledo 52; Drake 71, Jackson State 70 (First Place)

**Sun Bowl (El Paso, Texas)**

Dec. 29-30, 1966  
 SMU 84, Drake 81 (2 OT); Texas-El Paso 66, Drake 47 (Fourth Place)  
 Dec. 22-23, 2006  
 Drake 70, Toledo 52; Drake 71, Jackson State 70 (First Place)

**Texas Classic (Fort Worth, Texas)** Dec. 18-19, 1970

Drake 102, Texas-Arlington 83;  
 Drake 79, Texas Christian 78 (First Place)

**Top of the World Classic (Fairbanks, Alaska)** Dec. 17-19, 2006

Drake 78, Southeast Missouri State 51  
 Utah State 92, Drake 74; Troy 80, Drake 75 (Fifth Place)

## DRAKE'S MISSOURI VALLEY CONFERENCE RECORD-HOLDERS

### Drake's MVC All-Game Records

Team-Points-Game: 162 vs. Grinnell, 12/11/02  
 Points, Both Teams: 272 Drake 162, Grinnell 110; 12/11/02  
 Field Goals Made: 60 Drake vs. Grinnell, 12/11/02  
 Three-Pointers Attempted: 45 Drake vs. Iowa, 11/29/94  
 MVC Active Three-Point Streaks: 382 Drake (since 1/9/92 vs. Bradley)  
 Free Throws Attempted Game: 62 Drake vs. Detroit, 1/18/54  
 Steals, Game: 27 Drake vs. Simpson, 11/27/93

### Individual MVC All-Game Records

Steals Made, Game: 9, Al Stewart at Illinois State, 2/14/06

### Drake's MVC Conference Only Game Records

Free Throws Made, Game: 22 Lonnie Randolph vs. UNI 1/29/05  
 Free Throws Attempted, Game: 24 Lonnie Randolph vs. UNI, 1/29/05

### State Farm MVC Tournament Records:

#### Individual Game Records:

Free Throws: 22 Lewis Lloyd vs. Bradley, 3/3/81  
 Free Throw Attempts: 26 Lewis Lloyd vs. Bradley 3/3/81

#### Individual Tournament Records:

Free Throw Attempts: 36 Lewis Lloyd (2 games), 1981

### State Farm MVC Tournament Records, St. Louis Only

#### Individual Game Records:

Points: 38 Lynnrick Rogers vs. Wichita State, 2/28/97  
 Field Goals: 14 Lynnrick Rogers vs. Wichita State, 2/28/97  
 Field Goals Attempted: 30 Lynnrick Rogers vs. Wichita State 2/28/97

### Team Game Records:

Three-Pointers Made: 15 Drake vs. Evansville, 3/1/07

## DRAKE MISSOURI VALLEY CONFERENCE TOURNAMENT HISTORY

Record:.....	15-32
Neutral Court:.....	13-21
Home:.....	1-1
Road:.....	1-10
First Round:.....	5-6
Quarterfinals.....	8-20
Semifinal Round:.....	1-6
Championship.....	1-0

### DRAKE PLAYERS NAMED TO ALL-MVC TOURNAMENT TEAMS

1993 — Curt Smith

2008— Adam Emmenecker (MVP), Jonathan Cox, Josh Young

### DRAKE SERIES RECORD IN MVC TOURNAMENT

	W	L
Bradley.....	3	5
Creighton.....	2	3
Evansville.....	2	0
Illinois State.....	2	8
Indiana State.....	1	2
Missouri State.....	0	1
New Mexico State.....	0	1
Northern Iowa.....	2	2
Southern Illinois.....	2	3
Tulsa.....	0	2
Wichita State.....	1	5

## DRAKE'S MVC SEASON STATISTICAL LEADERS

### Scoring, All Games:

Year	Player	G	FG	FT	Pts.	Avg.
1980.....	Lewis Lloyd.....	27	324	167	815	30.2
1981.....	Lewis Lloyd.....	29	298	166	762	26.3
1993.....	Curt Smith.....	28	219	107	591	21.1
2002.....	Luke McDonald.....	29	162	103	518	17.9
2008.....	Josh Young.....	30	147	97	477	15.9

### Rebounding, All Games:

Year	Player	G	Reb.	Avg.
1980.....	Lewis Lloyd.....	27	406	15.0
1987.....	Michael Morgan.....	31	261	8.4
1988.....	Sam Roark.....	28	255	9.1
2009.....	Jonathan Cox.....	33	279	8.5

### Assists, All Games:

Year	Player	G	Ast.	Avg.
1993.....	Curt Smith.....	28	130	4.64
2008.....	Adam Emmenecker.....	33	213	6.45

### Steals, All Games:

Year	Player	G	Stl.	Avg.
1993.....	Curt Smith.....	28	75	2.68
1994.....	William Celestine.....	27	72	2.67
1996.....	Dan Knuckey.....	27	66	2.44
2004.....	Lonnie Randolph.....	28	70	2.50
2007.....	Nick Grant.....	33	62	1.94

### Three-Point Field Goals Made, All Games:

Year	Player	G	3FG	Avg.
1989.....	Eric Berger.....	28	83	2.96
2002.....	Luke McDonald.....	29	91	3.14

### Field Goal Pct., All Games (3.0 Made Game):

Year	Player	G	FGM	FGA	Pct.
1990.....	Sam Roark.....	31	204	359	56.8
2010.....	Adam Templeton.....	33	56	126	44.4

### All-Time MVC Triple-Doubles:

#### Player (Points, Rebounds, Assists)

Sam Roark (21 pts., 10 rebs., 11 assists) vs. Iowa State, 12/12/89

# 2007-08 Team Stole National Spotlight

Where do you start with a team that turned every set of preseason predictions on its head and made its first NCAA Tournament appearance since 1971?

Some would say they had a Cinderella season. But the 2007-08 Bulldogs were a team built to beat people.

Drake was more than just a feel-good story that used a late-season hot streak to sneak into the NCAA Tournament. A school-record 21-game winning streak - including 13 straight victories to begin conference play - ended any discussion of the Bulldogs' legitimacy.

Drake's up-tempo style thrilled fans and their enthusiasm and unselfish play impressed opponents. The Bulldogs' biggest calling card was its outside shooting after setting a school single-season mark with 310 three-point baskets. Drake also was one of the country's top teams when it came to defense, allowing opponents just 62.1 points.

Rookie head coach Keno Davis swept every national coach of the year honor, while guiding a team that featured two former walk-on players in guard Adam Emmenecker and forward Jonathan Cox in its starting lineup.

Drake was not only the talk of the MVC or the state of Iowa but the nation as well, being nationally ranked for nine straight weeks including No. 14 in the final *Associated Press* poll.

The program received constant attention in the national press and the Bulldogs played with poise on the biggest stage before three national audiences, including two appearances on CBS.

The Bulldogs beat the two in-state rivals Iowa State (79-44) and Iowa (56-51) by a combined 40 points. They walked into No. 8 Butler and beat the team everyone thought might be the best mid-major, 71-64, before a national TV audience on ESPN 2.

Emmenecker, who didn't earn a scholarship until the day before school started last fall, was named the MVC Player of the Year after leading the league in assists while more than quadrupling his entire scoring output of 57 points from the previous three seasons by averaging 8.6 points.

Sophomore guard Josh Young, who also earned first-team All-MVC honors, led the league with a 15.9 scoring average while ranking second with 86 three-point baskets. Cox, who ranked second in the MVC in rebounding (8.5 avg.) and senior guard Leonard Houston earned second-team All-MVC honors and were named to the MVC Most Improved team along with Emmenecker. Houston averaged 14.1 points.



Drake validated its first-regular season MVC title by dominating the MVC tournament (60-point victory margin) while becoming the first school to sweep the regular-season and tournament titles since 2002. The Bulldogs also became the first top seed to win the tournament in 11 years.

The Bulldogs handed Illinois State, the third-most lopsided worst loss in the history of the MVC Tournament championship game with a 79-49 shellacking.

Emmenecker added the conference tournament MVP to his regular-season MVP finishing up a dazzling weekend with 16 points and six assists in the championship.

He had his first career rebounds-points double-double in a 68-46 quarterfinal round win against Indiana State and a little-man double-double with 20 points and a then career-high 11 assists in a 75-67 semifinal round victory against Creighton.

After selling out its last eight home games, it was only fitting for the program to repay its ever growing fan base by hosting a NCAA Tournament Selection Show party in the Knapp Center.

More than 3,000 fans appeared to watch the NCAA Tournament selection show with Drake players who had signed autographs for one hour before with a line of fans nearly 500 deep almost ringing the entire playing floor.

A desperation 26-foot three-point basket by Western Kentucky's Ty Rogers with three defenders in his face and no time on the clock ended Drake's historic season, 101-99, in the first round of the NCAA Tournament in Tampa, Fla.

Cox had a career-high 29 points and 16 rebounds. His two free throws with 5.7 seconds left gave Drake a 99-98 lead before the miracle shot by Western Kentucky.

Senior forward Klayton Korver had 21 points against Western Kentucky in his final college game, making six three-point baskets

to end his career moving into a share of the Drake school record for treys at 241.

Emmenecker had 11 points and a career-high 14 assists in his college finale against Western Kentucky. He set a school single-season record with 213 assists.

"This was an incredible group of young men, and they deserved all the rewards and awards they've been given," said Davis.

## 2007-08 Drake Basketball Individual Honors

### Jonathan Cox

- MVP of Drake Regency Classic
- MVC Scholar-Athlete of Week Jan. 2
- MVC Player of Week Jan. 14
- Second team All-MVC Playing Honors
- MVC Most Improved Team
- All-MVC Tournament team
- Honorable mention All-MVC Scholar-Athlete team
- *CollegeHoops.net* All-NCAA Tournament First-Round Team
- MVC Scholar-Athlete of Week March 25

### Adam Emmenecker

- *Associated Press* All-American honors (honorable mention)
- *ESPN the Magazine* Academic All-American Of Year
- MVC Larry Bird Player of Year
- Second team all *SI.com* Mid-Major team
- *CollegeHoops.net* Second Team High-Major All-American team
- All District VI playing honors by *U.S. Basketball Writers Association*
- First Team All-MVC Playing Honors
- Captain, MVC Most Improved Team
- MVC Scholar-Athlete of Year
- Outstanding player of MVC Tournament
- All-MVC Tournament team

- MVC Scholar-Athlete of Week Jan. 9
- MVC Player of Week Jan. 21
- MVC Scholar-Athlete of Week Jan. 22
- MVC Scholar-Athlete of Week March 11

### Brent Heemskerk

- Drake Regency Classic All-Tournament Team
- Honorable mention All-MVC Scholar-Athlete Team

### Leonard Houston

- MVP of Iowa Realty Invitational
- Second team All-MVC Playing Honors
- MVC Most Improved Team

### Klayton Korver

- Iowa Realty Invitational All-Tournament Team
- MVC Player of Week Jan. 28
- MVC Scholar-Athlete of Week Jan. 28
- Second team All-MVC Scholar-Athlete team

### Josh Young

- Drake Regency Classic All-Tournament Team
- MVC Player of Week Dec. 10
- MVC Player of Week Feb. 4
- MVC Scholar-Athlete of Week Feb. 4
- First team All-MVC Playing Honors
- First team All-MVC Scholar-Athlete team

- All-MVC Tournament team
- All District VI playing honors by *U.S. Basketball Writers Association*
- *CollegeHoops.net* Fourth Team High-Major All-American team

### Head Coach Keno Davis

- 2007-08 *Rawlings* Missouri Valley Conference Coach of the Year
- 2007-08 *Chevrolet* Division I College Basketball Coach of the Year
- 2007-08 *CollegeHoops.net* National Basketball Coach of the Year
- 2007-08 *Basketball Times* National Basketball Coach of the Year
- 2007-08 *The Sporting News* National Basketball Coach of the Year
- 2007-08 *U. S. Basketball Writers Association* National Basketball Coach of the Year
- 2007-08 *the Associated Press* National Basketball Coach of the Year
- 2007-08 Hugh Durham Mid-Major National Coach of the Year
- Finalist for 2007-08 Jim Phelan National coach of the Year
- Finalist for 2007-08 Naismith National Coach of the Year

## 1969 NCAA Final Four Tribute

In March of 1969, Cinderella came to the dance — that is the NCAA basketball tournament — all dressed up in blue and white.

Drake University sent shock waves through the tournament with stunning upsets over nationally ranked teams that shot them into the semifinal round of the Final Four against the colossal UCLA dynasty, led by immortal coach John Wooden and three-time All-American senior center Lew Alcindor, who would go on to become the all-time leading scorer in the NBA.

But alas, UCLA staved off the valiant Bulldogs in the final seconds, 85-82, to end the fairy tale. Cinderella had left before the ball was over, but not before stealing the hearts of fans from coast to coast. Drake punctuated that it deserved all the accolades it had earned with a 104-84 romp past perennial power North Carolina in the third-place game.

One of the greatest comeback teams in college basketball history — after finishing last in the Missouri Valley Conference in 1967 to an NCAA finalist spot in 1969 — from no national recognition on March 1, 1969, to a strong No. 3 national ranking on March 22, 1969. This young team captured the hearts and imagination of basketball fans around the country with a brand of basketball played faster than any team in the country, along with a patented trademark belly-button defense.

The 1968-69 season was the glossiest in Drake history. The 22-4 record in the regular season brought the Bulldogs a share of the Missouri Valley Conference championship with Louisville. A 77-73 playoff victory past Louisville put the Bulldogs into the NCAA Tournament for the first time.

The formation of the team started four years earlier with the recruitment of a freshman group that included Dolph Pulliam, the No. 1 catch out of Indiana (Gary/Roosevelt High School); Willie McCarter, a developing young teammate of Pulliam at Gary/Roosevelt; and Garry Odom, a 6-8 young giant who had earned All-American high school recognition at Ritenour High School in St. Louis, Mo.

That was the nucleus. The freshman team three years earlier had brought 6-5 leaper Al Williams and 6-8 thin man Rick Wanamaker. More help was needed so Coach Maury John went to the junior college ranks in 1967, landing 6-5 Willie Wise from San Francisco City College; 5-11 guard Don Draper from Coffeyville (Kan.) Junior College; 6-2 Ron Gwin of Lamar (Colo.) Junior College; and 6-9 Larry Sharp from Crowder (Mo.) Junior College.

The final move was made with the arrival in 1968 of guard Gary Zeller from Long Beach Junior College. The addition of Wise, Draper and Williams helped turn Drake's fortunes from 9-16 in 1966-67 to 18-8 in 1967-68.

The Bulldogs set a school record in their 1968-69 season opener by destroying Cal Poly-Pomona, 118-79. Then there were impressive nonconference victories past Marquette (68-63), Iowa (89-74), Iowa State (81-71) and Minnesota (71-48). Still, the Bulldogs would go unnoticed during the regular season. It wasn't until the last poll of the season that the Associated Press ranked Drake No. 11. United Press International placed Drake 17th the week before and 11th on its final ranking.

Drake earned a berth in the NCAA Final Four following impressive victories past Texas A&M (81-63) and Colorado State (84-77) in the NCAA Midwest Regional in Manhattan, Kan.

There was a special kind of electricity in the air during the opening night of the NCAA basketball championships and each of the 18,500 seats was filled in the huge oval arena they call Freedom Hall in Louisville, Ky.

It was generated by 10 young athletes squaring off on the brilliantly lit wooden floor. Five wore the blue of Drake for the first time in the semifinals, but it was old stuff to the other team dressed in white. This was UCLA, seeking an unprecedented third straight national championship and its fifth in six years.

Drake challenged UCLA all over the floor, stealing and forcing turnovers. Within a span of 120 seconds, McCarter produced eight points.

Bedlam. The nonpartisans in the stands line up behind Drake. McCarter shoots, misses, but Pulliam wrenches the ball away from UCLA's big men-Alcindor, Curtis Rowe, Lynn Shackelford — and puts it back in.

Only seven seconds left. UCLA 83, Drake 82.

The ball arches toward Alcindor, high, high above the others. He's surrounded by frantic arms. Drake arms. He pitches to midcourt. A foul is called as the game ends. It's on Drake. The free throws are made after the gun. Final, 85-82.

That was the real championship game as things turned out. Alcindor and his playmates crushed Purdue in the finals, 92-72.

Coach John Wooden of UCLA faced the media.

What was the matter with UCLA? "Drake," said Wooden. "Drake gave us as much trouble — maybe more — than any team we've ever played in the tournament."

Curt Gowdy, the NBC announcer, had turned into an unabashed Drake fan. He said the Bulldogs had to be "the most underrated team ever to play in the final round."



**Dolph Pulliam and his teammates celebrate following an 84-77 victory past Colorado State in the 1969 NCAA Midwest Regional final which vaulted the Bulldogs into the 1969 Final Four.**

Later that night during a post-game meal, the game is replayed: every agonizing, wonderful minute.

They talked about McCarter's 24 points and generalship...about Willie Wise's 16 rebounds (Alcindor had 18)...about Dolph Pulliam's tremendous defensive play (he held Shackelford to five points on two baskets)...the clutch play of Rick Wanamaker and guards Don Draper and Gary Zeller.

Coach John talked: "I thought we played well enough to win...that one cool spell...we took it to them, didn't we? No holding the ball (Drake put up 83 shots, UCLA 50)...I was proud of the way they played both ends."

But there was another game to be played. North Carolina (27-4) had been waxed by Purdue, 92-65, in the other semifinal round game. The Tar Heels had been ranked between No. 2 and No. 5 nationally all season long. Their leaders were Charlie Scott, the 6-5 member of the 1968 Olympic team; Rusty Clark, 6-10 center; and 6-9 Bill Bunting, an All-Atlantic Coast Conference performer with an 18.0 scoring average.

With McCarter collecting 28 points and 10 assists and Wise adding 16 points, Drake ran North Carolina out of the place, 104-84.

Admiring UCLA fans, once their team had run away from Purdue, 92-72, in the championship, turned to the Drake stands and chanted: "You're Number 2."

That was pretty nice, even though some objective Drake fans thought No. 1 1/2 was more appropriate.

Wooden paid tribute to Drake again following their championship victory on that Saturday afternoon. "In this tournament Drake was second to us," he said. "I told you writers that I respected Purdue as much and I told my players that, but I really didn't. Drake was quicker. Drake was better."

The impressive showing of the 1968-69 Bulldogs resulted in Maury John being honored as the national coach of the year by the U.S. Basketball Writers Association. It also meant his selection as Coach of the Year in the MVC for the third time — and second in a row. He also won the honor in 1963-64 and 1967-68.

The 6-3 McCarter earned All-American honors by the Helms Athletic Foundation and was selected in the first round by the Los Angeles Lakers. A two-time, first-team choice on the All-MVC squad, McCarter became the second leading scorer in Drake history with 1,626 points, just 31 shy of the record. He set Drake marks for field goals in a season (272) and field goals in a career (694).

Wise would go on to a distinguished career with the Utah Stars of the American Basketball Association. Pulliam was a sixth-round draft choice of the Boston Celtics but opted to stay in Des Moines where he would pursue a television career. Wanamaker would win decathlon titles in the 1970 NCAA Championships as well as the 1971 Pan American Games.

**TRADITION**
**NCAA Tournament**
**1969 Midwest Regionals (at Manhattan, Kan.)**

Drake 81, Texas A&M 63

Drake 84, Colorado State 77 (Championship)

**1969 Final Four (at Louisville, Ky.)**

UCLA 85, Drake 82

Drake 104, North Carolina 84 (Third Place)

**1970 Midwest Regional (at Lawrence, Kan.)**

Drake 92, Houston 87

New Mexico State 87, Drake 78 (Championship)

**1971 Midwest Regional (at Wichita, Kan.)**

Drake 79, Notre Dame 72 (OT)

Kansas 73, Drake 71 (Championship)

**2008 NCAA Regional (at Tampa, Fla.)**

Western Kentucky 101, Drake 99 (overtime)

**National Commissioners Invitational**
**1975 at Louisville, Ky.**

Drake 80, Southern California 70

Drake 78, Bowling Green 65

Drake 83, Arizona 76 (Championship)

**National Invitation Tournament**
**1964 at New York, N.Y. (Madison Square Garden)**

Drake 87, Pittsburgh 82

New Mexico 65, Drake 60

**1981 at Minneapolis, Minn.**


Minnesota 90, Drake 77

**1986 at Milwaukee, Wis.**

Marquette 79, Drake 59

**CollegeInsider.com Tournament**
**2009 at Moscow, Idaho**

Idaho 69, Drake 67



*Drake's Al Williams shoots a jumper in the semifinal round of the 1969 NCAA Tournament against UCLA which was led by center Lew Alcindor (now Kareem Abdul-Jabbar). The Bulldogs lost to UCLA before earning a 104-84 romp past North Carolina in the consolation championship to finish third in the country.*

**2012 NCAA Championship Information**
**First Round**

- Dayton, Ohio, March 13 and 14 (University of Dayton, host)

**Second and Third Rounds**

- Albuquerque, N.M., March 15 and 17, The Pit (University of New Mexico, host)
- Louisville, Ky., March 15 and 17, KFC Yum! Center (University of Louisville, host)
- Pittsburgh, Pa., March 15 and 17, Consol Energy Center (Duquesne University, host)
- Portland, Ore., March 15 and 17, Rose Garden Arena (University of Oregon, host)
- Columbus, Ohio, March 16 and 18, Nationwide Arena (Ohio State University, host)
- Greensboro, N.C., March 16 and 18, Greensboro Coliseum (Atlantic Coast Conference, host)
- Nashville, Tenn., March 16 and 18, Bridgestone Arena (Ohio Valley Conference, host)
- Omaha, Neb., March 16 and 18, CenturyLink Center Omaha (Creighton University, host)

**Regionals**

- Boston, Mass., March 22 and 24, TD Garden (Boston College, host)
- Phoenix, Ariz., March 22 and 24, US Airways Center (Arizona State University, host)
- Atlanta, Ga., March 23 and 25, Georgia Dome (Georgia Institute of Technology, host)
- St. Louis, Mo., March 23 and 25, Edward Jones Dome (St. Louis University, host)

**Final Four**

- 2012 -- New Orleans, March 31 and April 2, Louisiana Superdome (Tulane University, host)

**FUTURE FINAL FOURS**

- 2013 - April 6 and 8, Georgia Dome  
Atlanta, Ga.
- 2014 - April 5 and 7, Cowboys Stadium  
Dallas, Texas
- 2015 - April 4 and 6, Lucas Oil Stadium  
Indianapolis, Ind.
- 2016 - April 2 and 4, Reliant Stadium  
Houston, Texas

**1964 NIT Participant**  
21-7 Overall, 10-2 MVC



Standing (left to right): assistant coach Glen Cafer, Dennis Watson, Dave Hansen, Larry Prins, Bob Netolicky, McCoy McLemore and head coach Maury John. Kneeling: Gene West, Billy Foster, Herman Watson, John Sherwood, Bob Klonglan, Chuck Sutherland and Gene Bogash.

**1970 NCAA Tournament**  
23-7 Overall, Midwest Regional Finalist



Standing (left to right): head coach Maury John, Dale Teeter, Carl Sayers, Tom Bush, Ken Bastian, Rick Wanamaker, Jim Nordrum, Dale Gordon, Jeff Halliburton and assistant coach Gus Guydon. Kneeling: assistant coach Dan Callahan, Lee Allen, Dave Wicklund, Al Williams, Gary Zeller, Al Sakys and manager Jim Smith.

**1975 Commissioners Invite Champs**  
19-10 Overall



Back row, left to right: Shannon Kennedy, Tom Egli, Napoleon Gaither, Norton Flemming, Raymond Watson, Rod Littlepage, Gregory Johns, Andy Graham, Paul Mullen, Larry Haralson, Ken Harris, Terry McKisick, Ron Caldwell, Terry Benka, Ron Clarkson, Roger Jacobsen. Center: Head Coach Bob Ortegel. Front: Manager Jim Smith, Assistant Jack Margenthaler, Assistant Mel Green, Student Assistant Dave Myers, Assistant Manager Greg Seyfer.

**1969 NCAA Final Four**  
26-5 Overall, Third Place



Kneeling (left to right): assistant coach Dan Callahan, head coach Maury John and assistant coach Gus Guydon. Standing: Dale Teeter, Gary Zeller, Willie Wise, Ron Gwin, Jim Nordrum, Dolph Pulliam, Rick Wanamaker, Willie McCarter, Larry Sharp, Al Sakys, Garry Odom, Don Draper, Jim O'Dea, Bob Mast, Al Williams, and Dave Wicklund.

**1971 NCAA Tournament**  
21-8 Overall, Midwest Regional Finalist



Kneeling (left to right): Dave Wicklund, Jim Nordrum, Dale Gordon, Paul Claxton and Ellis Turrentine. Middle row: head coach Maury John; Al Sakys, Jeff Hill, Tom Bush, Carl Sayers, Bobby Jones and assistant coach Gus Guydon. Back row: manager Kent Knudson, Tony Johnson, Leon Huff and manager Jim Smith.

**1981 NIT Participant**  
18-11 Overall



Standing (left to right) assistant coach Joe Proctor, James Wiggins, Charlie Nichols, Ricky Watley, Ernie Banks, head coach Bob Ortegel, Lewis Lloyd, Tony Watson, Leon Van Hook, Donnie Earl, and assistant coach Frank Sylvester. Front row: Kevin Campbell, Jeff Hill, Ron Angell, Eric Sampson, Pop Wright, Terry Youngbauer, Stephon Butler and manager Howard Schlensky.

**TRADITION**
**2008 NCAA Tournament  
28-5 Overall, 15-3 MVC**


Standing (left to right): Ryan Daniels, Josh Young, Kit Avery, Brett Spiker, Bill Eaddy, Alex White, Adam Templeton, Tyson Dirks, Josh Parker. Front row: John Michael Hall, Jacob Baryenbruch, Klayton Korver, Leonard Houston, Adam Emmenecker, Jonathan Cox, and Brent Heemskerck.

**2009 College Insider Tournament  
17-16 Overall**


Standing (left to right) Ryan Wedel, Frank Wiseler, Josh Young, Cory Parker, Sean Jones, Greg Whitaker, Josh Parker, Craig Stanley and Tyson Dirks. Front row (left to right): Kit Avery, Jonathan Cox, Alex White, John Michael Hall, Brent Heemskerck, Jacob Baryenbruch, Adam Templeton and Bill Eaddy.

**DRAKE'S ALL-DECADE TEAMS**
**Prior to 1930**

Center Chauncey McKinley  
 Forwards Harold Ebert  
 Robert Hawley  
 Ralph Warnock  
 Harley Wilhelm  
 Chuck Everett  
 Bill Boelter  
 Ted Payseur

**1930-39**

Centers Forrest Swan  
 Ned Swan  
 Forwards Paul Griffith  
 Lynn King  
 Billy McCloud  
 Frank Smith  
 Guards Nick Miletich  
 John Monahan  
 Chuck Orebaugh  
 Wayne Xanders

**1940-49**

Center John Pritchard  
 Forwards Toky Ahrenkiel  
 Gordon Flick  
 Art Ollrich  
 Gene Ollrich  
 John Rennie  
 Guards Walt O'Connor  
 Bill Evans

**1950-59**

Center Willie Cerf  
 Forward Ben Bumbry  
 Red Murrell  
 Bob Tealer  
 Guards Dan Callahan  
 Jim Carey  
 Dan DeRuyter  
 George Funk  
 Gus Guydon  
 Tom Hyland  
 Gus Ollrich  
 Dean Showers

**1960-69**

Centers Dave Hansen  
 Bob Netolicky  
 Dave Terre  
 Marv Torrence  
 Forwards Gene Bogash  
 McCoy McLemore  
 Dolph Pulliam  
 Willie Wise  
 Guards Don Draper  
 Billy Foster  
 Billy Hahn  
 Willie McCarter  
 Gene West

**1970-79**

Centers Tom Bush  
 Andy Graham  
 Rick Wanamaker  
 Forwards Dennis Bell  
 Lawrence Haralson  
 Ken Harris  
 Jeff Halliburton  
 Leon Huff  
 Wayne Kreklow  
 Terry McKissick  
 Al Williams  
 Guards Terry Benka  
 Bobby Jones  
 Gary Zeller

**1980-89**

Center Bart Friedrich  
 Forwards Lewis Lloyd  
 Melvin Mathis  
 Michael Morgan  
 Sam Roark  
 Guards Glenn Martin  
 David Miller  
 Pop Wright  
 Terry Youngbauer

**1990-99**

Forwards William Celestine  
 Kevin Sams  
 BJ Windhorst  
 Guards Jeff Allen  
 Lynnrick Rogers  
 Matt Woodley



## Homecourt Advantage — Drake Basketball Has Enjoyed Six Home Venues

During the 102 years of Drake basketball, the Bulldogs have called six buildings home: The "Shed"; Alumni Gymnasium (later known as Women's gym and razed in 1975); the

Des Moines Coliseum (downtown on First St. between Locust and Grand and razed in 1949); the Drake Fieldhouse; Veterans Memorial Auditorium; and the Knapp Center.

Drake is the only private school in the Missouri Valley Conference which plays its games in an on-campus facility — the 7,152-seat Knapp Center which opened Dec. 5, 1992.

The Bulldogs played their first game in the Drake Fieldhouse Jan. 4, 1927 against Kansas. For many years, the Drake Fieldhouse also was the site for the Iowa Boys and Girls State High School basketball tournaments.

More than 550 college basketball games were played at Veterans Memorial Auditorium, located in downtown Des Moines, which served as home for Drake for over 30 years.

The Bulldogs constructed a 71.9 winning percentage, owning a record of 405-158 in games played at Veterans Memorial Auditorium from 1957 to 1992.

Veterans Auditorium became the permanent home of the Bulldogs during the 1962-63 season, after serving as a part-time facility for the previous five seasons. Drake's first contest ever in the facility was a 97-71 loss to Iowa State on Jan. 11, 1957, which was the only game played by Drake in the auditorium that season.

In five seasons as a part-time tenant at Veterans Auditorium, the Bulldogs


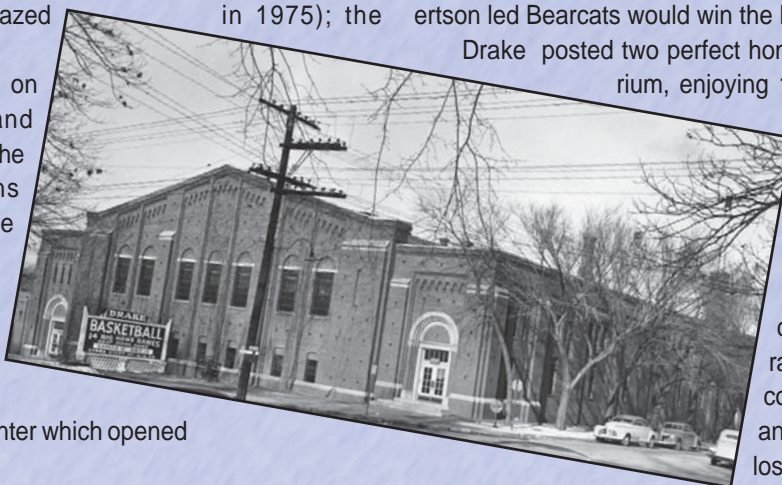
posted a 10-14 record with one of those losses coming at the hands of Cincinnati (86-64) in 1960-61. Later that season the Oscar Robertson led Bearcats would win the NCAA Championship.

Drake posted two perfect home seasons in Veterans Auditorium, enjoying 13-0 marks during the 1963-64 and 1969-70 seasons. The Bulldogs were 13-3 at Veterans Auditorium in 1985-86 to equal the mark for home wins in a single season. Of those three home losses in 1985-86, two came at the hands of nationally ranked opponents. The Bulldogs completed two seasons in Veterans Auditorium with just a single loss.

At one time, Veterans Memorial Auditorium was the largest arena in the Missouri Valley Conference with a capacity of 12,250. The facility enjoyed three sellout crowds of 12,250 for Drake games capped by an appearance from All-American Larry Bird during Indiana State's road to the 1979 NCAA Championship game.

Former Drake All-American Lewis Lloyd owns the Veterans Auditorium record for points scored in a game of 47 in a 112-76 victory past Wisconsin-Superior Jan. 5, 1980.

Because Veterans Memorial Auditorium was not available, the Bulldogs had to play Southern Illinois in an MVC post-season tournament game at the Drake Fieldhouse on Feb. 28, 1987.



*Lonnie Randolph (top left)* Drake played its home basketball games at the Drake Fieldhouse from 1926 to 1962 before permanently moving to Veterans Memorial Auditorium for the 1962-63 season.

## Great Games in Drake Basketball History

*Drake athletic historians Jim Duncan, Paul Morrison and Bob Spiegel reflect back on some of the most memorable games in Drake basketball history*

### **Drake 45, Iowa 25 (Jan. 28, 1935, Drake Fieldhouse)**

Iowa returned most of the players from its 13-6 team of the previous year, including the trio of B's—John Barko, Ken Bastian, Ivan Blackmer. The Hawkeyes came to Drake Fieldhouse with a 4-2 record, including wins over Stanford and Nebraska.

Drake had gone 2-5 on a swing through the East, playing Western Reserve, Duquesne, Temple, West Chester State, Lehigh, Long Island and George Washington. The Bulldogs also had lost at Saint Louis, 42-32, and in the game previous to Iowa had lost at Grinnell, 42-28, but this night Frank Smith and Jack Parisho hit shot after shot and the game became a rout. Smith, playing the final game of his collegiate career, scored a game-high 14 points for Drake. The Bulldogs trailed 19-16 before scoring 19 straight points in a seven-minute period and never looked back.

The Iowa squad arrived by a special car at 7 p.m. and by a mutual agreement the contest was delayed 10 minutes. Then when Drake took the court it was found that both teams wore white jerseys so there was another delay until the Bulldogs changed to blue.

Bill Williams was in his third year as Drake coach. The Bulldogs would go on to post a 14-11 record and tie for the Missouri Valley Conference title with Creighton at 8-4, marking the first title in Drake history. Chuck Orebaugh earned first-team All-MVC honors while Billy McCloud and Wayne Xanders were second-team all-league choices.

### **Drake 34, Kansas 29 (Dec. 28, 1937, Drake Fieldhouse)**

Although Drake entered this Coaching Clinic game, sponsored by The Des Moines Register & Tribune, with a 3-0 record the Bulldogs were not supposed to beat Kansas, coached by the legendary Phog Allen.

Allen lectured at the clinic on his "Transitional Man-to-Man Defense Zone Principle." After he lost, Allen, questioned by a reporter said, "It was a travesty."

It would be one of the two defeats the Jayhawks would sustain that season en route to winning the Big Six Conference championship while posting an 18-2 overall record.

Drake finished second in the MVC standings (7-5) to Henry Iba's Oklahoma A&M team. Drake's Nick Miletich earned first-team all-league honors, while teammate Bud Suter was a second-team all-MVC choice.

### **Drake 86, Bradley 85 (Feb. 11, 1957, Drake Fieldhouse)**

This is considered the biggest basketball upset in school history.

John Benington was in his first year as coach at Drake with his team struggling, having lost 10 of its previous 11 games entering this contest.

Bradley entered the game ranked No. 5 in the nation with a 15-2 record, while leading the Missouri Valley Conference with a 6-0 mark.

Bob Werner, Drake's designated defender, was not supposed to shoot but he made his only shot of the night with 30 seconds left to give the Bulldogs an 86-83 lead. After a basket by Barney Cable pulled Bradley within 86-85, Drake's Bill Linke was fouled with 13 seconds left but missed the free throw and then fouled Bradley's Gene Morse on the rebound. Morse missed his free throw attempt and Drake got the rebound, running out the clock.

Red Murrell set two Drake records with his 27 points, allowing him to become the school's single season scoring leader with 449 points. He also set a record for field goals in a season by boosting his total to 157. Jim Carey and Dan Callahan added 21 and 18 points, respectively, for Drake.

### **Drake 90 Indiana 81 (Dec. 2, 1961, Veterans Memorial Auditorium)**

It was so surprising to Branch McCracken, Indiana coach, he said, "Drake was the best material in the country." In this, Maurice John's fourth year as coach,

Drake would go on to post a 16-8 record.

Jerry Foster collected 21 points, including 15 in the second half, along with 11 rebounds, to fuel the Bulldogs.

Sophomores Billy Foster and Larry Prins, starting their first game for Drake, combined for 30 points. Prins scored 11 of his 17 points in the first half and also grabbed 11 rebounds.


Deadeye Billy Hahn also netted 17 points for the Bulldogs, including 15 in the first half. Drake jumped to a 6-0 lead and never lost the advantage. At one stage, just before the half ended, the margin was 18 points.

### **Drake 86, Bradley 76 (Feb. 6, 1961, Peoria, Ill.)**

Senior Gus Guydon scored 35 points, including 23 in the first half, as the Bulldogs upset No. 3 ranked Bradley, halting the Braves' 46-game home winning streak. No visiting team had won in Peoria since Portland pulled an upset Jan. 20, 1958.

After Chet Walker's three-point play allowed Bradley to tie the score at 50-50, Drake scored the next eight points, including four by Jerry Foster, and never looked back.

Playing in front of his parents from Gary, Ind., Guydon hit seven straight perimeter shots during one stretch in the first half to give Drake a 45-43 halftime lead. Foster finished with 24 points.



**Willie McCarter**

## Great Games In Drake Basketball History

### **Drake 84, Colorado State 77 (March 15, 1969, Manhattan, Kan.)**

After beating Texas A&M, the Southwest Conference champions, in the first round of the NCAA Midwest Regional, Colorado State was the last hurdle in Drake's quest for a ticket to the NCAA Final Four.

Drake owned a 38-37 halftime lead on a hook shot by center Garry Odom. Clinging to a 74-73 lead with 3:20 to go, guard Willie McCarter, a 21-point scorer and superb passer this day, barely misfired on a long shot. But Odom leaped enormously and seized the rebound, dropping it through gently. And he was fouled. Odom made the free throw and that was it.

"Our bench had a lot to do with winning this ballgame," said Drake coach Maury John. "Odom did another great job."

McCarter was named the most outstanding player in the regional tournament and was the only unanimous selection to the all-tournament team. Wise and forward Dolph Pulliam also were named to the all-tournament team.

### **Drake 104, North Carolina 84 (March 22, 1969, Louisville, Ky.)**

North Carolina (27-4) was the only team ever to win three straight NCAA Eastern Regionals and had been ranked between No. 2 and 5 nationally all season long.

Their leaders were Charlie Scott, the 6-5 member of the 1968 U.S. Olympic team; Rusty Clark, a 6-10 center; and 6-9 Bill Bunting, an All-Atlantic Coast Conference forward with an 18.0 scoring average.

In this game for third place in the 1969 NCAA Tournament, the question was could Drake regain its bounce after a disappointing 85-82 loss to eventual national champion UCLA in the semifinal round.

Owning a 38-37 lead, the Bulldogs used a 12-1 run in the last two minutes to close out the first half. All-American senior guard Willie McCarter had three baskets in that burst, leading break after break.

Dolph Pulliam was patrolling Bunting with his usual efficiency. Bunting didn't score a point in the first half and only seven for the game.

Forward Willie Wise played a steady floor game with 16 points and a game-high 16 rebounds.

The big man, though, was McCarter who finished with 28 points, hitting 12 of 20 shots, most of them patented 20 footers. He also dished out 10 assists.

Admiring UCLA fans, once their team had run away from Purdue, 92-72, in the championship, turned to the Drake stands and chanted: "You're Number 2."

### **Drake 79, Notre Dame 72 (overtime) (March 18, 1971, Wichita, Kan.)**

Bobby Jones turned in a brilliant defensive job on Austin Carr, Notre Dame's All-American guard, and had a large hand in Drake's overtime victory in the opening round of the NCAA Midwest Regional.

Carr led the NCAA in scoring, going into the game with a 38.0 average. And he had averaged 52.5 points in four previous NCAA Tournament games. But he made just 11 of 27 shots against Jones and Drake, finishing with 26 points.

Not many of the 10,500 fans gave Drake any hope to post its first victory ever against Notre Dame after starters Leon Huff and Jeff Halliburton fouled out. Huff tallied 15 points before fouling out with 5:24 to go, while Halliburton had 12 points before fouling out with 44 seconds remaining in regulation with Drake trailing, 62-60.

But reserve guard Al Sakys drained a 20-foot jump with five seconds left to send the game into overtime. Sakys, who would finish with 15 points, gave Drake a 64-62 lead in the overtime - and the Bulldogs didn't trail again.

Reserve Jim Nordrum hit a free throw and Jones drove in for a basket that made it 67-62. Drake failed on the front end of three bonus free throw situations in the final 64 seconds of the overtime before center Tom Bush hit two free throws with 10 seconds remaining.

Bush had 19 points and 16 of Drake's whopping 63 rebounds. Jones added 11 points, while limiting Carr to 11 points in the last half and the overtime.

### **Drake 103, Texas 98 (Dec. 10, 1974, Austin, Texas)**

Drake stormed back from 11 points down with 6 1/2 minutes left in regulation to dump Texas in overtime. The rebounding of Ken Harris, the shooting of Terry

McKissick and excellent free throw shooting (25 of 29) did the trick.

It didn't look good at the 6:36 mark for the Bulldogs after a basket by reserve Ed Johnson gave the Longhorns an 82-71 lead. But sophomore Ken Harris, starting for the first time, was a dominant figure down the stretch. He rallied the team with four points, four rebounds and a steal. He finished with 19 points and 13 rebounds, hitting eight of nine shots from the field.

Trailing 90-86 with 2:36 left, a short jumper by Andy Graham and then a basket by Terry McKissick tied the game at 90-90 with 1:03 left.

Texas played for one shot and that was a desperate drive by Hank Bauerschlag with Drake guard Terry Benka all over him with 11 seconds left. He missed and Larry Haralson, who scored 30 points, grabbed the rebound.

Haralson, who had 10 rebounds, opened the game scoring Drake's first 10 points.

Graham hit two free throws with 3:55 left in overtime to give Drake a 94-92 lead it would never relinquish. Harris scored off the delay game on a perfect pass by Benka for a 96-92 edge at 2:59.

Benka sealed the victory with two free throws with 30 seconds left and McKissick closed it out with a fast break layup. Graham finished with 14 points and 12 rebounds.



Lewis Lloyd with Drake coach Bob Ortegel

## Great Games in Drake Basketball History

### Drake 80, Southern Cal 70 (March 13, 1975, Louisville, Ky.)

The Bulldogs shot a blazing 61 percent and knocked off the National Commissioner's Invitation Tournament favorite Trojans, who entered the game ranked No. 13 in the nation.

Larry Haralson and Andy Graham each scored 20 points for Drake, while Terry McKissick netted 19 and Ken Harris added 12.

USC, with two 6-10 players in the frontline, was the tallest team Drake had played all year, but the Bulldogs even managed a 31-31 tie in rebounding.

USC owned a 55-49 lead with 12 1/2 minutes to play. But Drake, employing the "four corner" offense that had been so good late in the season, outscored the Trojans, 20-7, in the next 9 1/2 minutes. McKissick and Haralson slammed in successive baskets to make it 69-62.

Drake got some ridiculously easy shots from the side, while using the four-corner offense. Graham may have played his best game ever, making 10 of 13 shots. A couple of times he stormed in to climb above the USC players to tip in shots.

"USC was seeded No. 1 and nobody talked about us," said Graham. "We play well when we need to."

### Drake 73, Georgetown 57 (Dec. 20, 1980, Veterans Memorial Auditorium)

Although Drake, with All-American Lewis Lloyd, had earned a surprising 79-77 overtime victory at Georgetown the previous year, this 1980-81 Bulldog team, with Lloyd coming back from an ankle break, had started slowly.

Drake already had suffered a 74-72 setback to Iowa State and a 90-68 home loss to Iowa.

Drake took out the frustrations of its humiliating loss to Iowa a week before by lowering the boom on the Hoyas. Nobody anticipated anything like that happening against a strong Georgetown team that was hopeful of reaching the NCAA Final Four it so narrowly missed the previous year.

With Lloyd being held to only four points in the first half and to a career low of 16 for the game, teammate Pop Wright assumed command with a 24-point barrage and a masterful defensive job on Georgetown's all-American Eric (Sleepy) Floyd who missed his last eight shots. Lloyd still managed 13 rebounds, six steals and three assists.

Drake ran off the game's first eight points and was never seriously threatened. Early in the second half the Bulldogs were leading by 37-28, when they unfurled 13 consecutive points while holding Georgetown scoreless for 5 1/2 minutes.

Not bad, considering that Georgetown entered the game averaging 83 points and ranked fifth nationally in shooting with a percentage of .566. The Hoyas shot only 28 percent in the first half and 33 percent for the game.

"Drake really played well," said Georgetown coach John Thompson. "and Wright (Pop) did an excellent job on Floyd."

### Drake 71, Butler 64 (Feb. 23, 2008, Indianapolis, Ind.)

Sophomore guard Josh Young scored a career-high 25 points, including three clinching free throws with 20 seconds to go, to lift No. 16 ranked Drake past No. 8 Butler, 71-64, in the O'Reilly ESPNU BracketBusters.

It marked Drake's first win over a top-10 team since a 56-55 home victory over No. 7 Tulsa, Feb. 15, 1982.

The contest lived up to its billing as the top game ever played in the short six-year history of the BracketBusters series.

A sellout crowd of 10,000 in historic Hinkle Fieldhouse saw the nation's top two mid-major programs battle on even terms with 15 lead changes in the game, while the score was tied 10 times. In the end Drake's defense held Butler to just one basket in the last 8 minutes 18 seconds.

Drake (24-3) snapped a nine-game winning streak for Butler (25-3), which led by four points midway through the second half but went scoreless for almost 5 minutes during a decisive 9-0 run by Drake.

After two free throws by Matt Howard gave Butler a 58-54 lead with 8:11 left, Drake went on a 9-0 run to grab a 63-58 lead it would never relinquish. Drake held Butler scoreless for 4:37 during the stretch.

Senior guard Adam Emmenecker started the comeback by hitting two free throws with 7:19 left to pull Drake within 58-56. A tip-in by forward Jonathan Cox tied the game at 58-58, then Klayton Korver nailed a three-point basket at the top of the key with 5:33 remaining to give



Adam Emmenecker and Leonard Houston

Drake a 61-58 advantage. Emmenecker then came up with a steal and fed Young for a layup to extend the lead to 63-58.

Two free throws by A.J. Graves pulled Butler within 64-62 before Young was fouled beyond the three-point arc with 20 seconds left.

"I knew that the shot clock was running down and they did a good job getting me the ball so I thought I'd just put it up there and see what happens," said Young, whose previous high was 24 points. "I ended up getting fouled and was able to get to the line and knock down the free throws."

Young, who was closely guarded by Butler's Mike Green, didn't realize he was behind the three-point arc when he went up for the shot.

"I was so focused on getting the shot up before the shot clock went off, I didn't have the presence of mind where I was," he said.

"More than anything, it provides a big boost of confidence for our team going into the end of the season and post-season play," Young said.

"It was a good call," Green said. "I did get a piece of him. He was taking a dribble and then pulled up. So when my hand was in, he leaned forward. It was a good play by him and a good call by the officials."

Graves, who led Butler with 18 points, added two more free throws before a fast-break layup by Leonard Houston and two more free throws by Korver with just over a second remaining.

Houston finished with 16 points, while Cox enjoyed his tenth double-double with 11 points and 11 rebounds for Drake.

"Both teams executed well and got good looks," Butler coach Brad Stevens said. "They made plays down the stretch that separated the game. We're up four and then, bang, a 9-0 run. Up four is nothing on these guys."

A three-point basket by Young gave Drake its biggest lead of the game at 41-35 with 18:42 left in the game.

The ESPNU BracketBusters matchup between the two mid-majors marked the first time they met since 1972.

Drake led most of the first half as Butler missed nine of its first 10 three-point attempts. Cox hit three straight layups, and Drake took several leads of four points before Butler started hitting from the outside.

Butler hit eight straight shots from the field, including two three-pointers by Pete Campbell and another trey by Graves for a 34-31 lead in the final minutes of the opening half.

Cox then scored again, and after Howard hit one of two free throws for Butler, Drake scored the final five points of the half on free throws—three by Young and two by Cox—for a 38-35 lead.

Drake outrebounded Butler, 34-27, with Houston tying a career high for the second straight game by collecting seven rebounds.

Emmenecker dished out seven assists and collected six rebounds.



## DRAKE KNAPP CENTER RECORDS

### MOST POINTS

**Team** 162, Drake vs. Grinnell, 12-11-02  
**Player** 40, Cam Johnson, Northern Iowa, 2-1-94

### MOST FIELD GOALS

**Team** 60, Drake vs. Grinnell, 12-11-02  
**Player** 14, Curt Smith, Drake vs. Tulsa (2 OT), 2-2-93  
 14, Cam Johnson, Northern Iowa, 2-12-94

### MOST 3PT. GOALS

**Team** 23, Grinnell vs. Drake, 12-11-02  
**Player** 9, Chris Kingsbury, Iowa, 11-29-94;  
 9, Kyle Anslinger, Evansville, 2-11-06

### MOST FIELD GOAL ATTEMPTS

**Team** 102, Grinnell vs. Drake, 12-11-02  
**Player** 28, Curt Smith, Drake vs. Tulsa (2OT), 2-2-93

### MOST 3PT. FIELD GOAL ATTEMPTS

**Team** 73, Grinnell vs. Drake, 12-11-02  
**Player** 18, B.J. Windhorst, Drake vs. Iowa, 11-29-94

### MOST FREE THROWS

**Team** 41, Drake vs. Grinnell, 12-11-02  
**Player** 22, Lonnie Randolph, Drake vs. Northern Iowa, 1-29-05

### MOST FREE THROW ATTEMPTS

**Team** 52, Drake vs. Illinois State, 1-17-01  
**Player** 24, Lonnie Randolph, Drake vs. Northern Iowa, 1-29-05

### HIGHEST FIELD GOAL PERCENTAGE

**Team** 68.2, Drake vs. Grinnell, 12-11-02

### HIGHEST FREE THROW PERCENTAGE

**Team** 95.5, Drake (21-22) vs. Western Illinois, 12-11-04

### MOST REBOUNDS

**Team** 67, Drake vs. Grinnell, 12-11-02  
**Player** 19, Kwana Johnson, Tulsa, 12-17-94

### MOST ASSISTS

**Team** 35, Drake vs. Grinnell, 12-11-02  
**Player** 14, Jamar Smiley, Illinois State, 2-14-96

### MOST TURNOVERS

**Team** 37, Wichita State vs. Drake, 1-11-93  
**Player** 10, Corey Johnson, Indiana State, 2-5-94

### MOST BLOCKED SHOTS

**Team** 11, Iowa vs. Drake, 1-4-93  
**Player** 8, Acie Earl, Iowa, 1-4-93

### MOST STEALS

**Team** 27, Drake vs. Simpson, 11-27-93  
**Player** 8, Dan Knuckey, Drake vs. Simpson, 11-27-93

### TOP CROWDS

7,268 vs. Iowa, 12-16-06; 7,178 vs. Creighton, 2-3-07; 7,168 vs. Indiana State, 1-9-08; 7,152 (eight times): vs. Creighton, 2-1-03; vs. Illinois State, 1-19-08; vs. UNI, 1-26-08; vs. Creighton, 1-30-08; vs. Evansville, 2-9-08; vs. Bradley 2-19-08; vs. Wichita State 3-1-08; vs. Iowa, 12-20-08

### Drake Knapp Center Facts & Figures

**Games:** 270  
**Seasons:** 19  
**Record:** 157-113  
**Most Consecutive Winning Seasons:**  
 Four (1998-2002)  
**Most Wins, Season:**  
 14, 2007-08  
**Most Consecutive Wins:**  
 13, 2007-08  
**Most Consecutive Losses:**  
 9, 1996-97; 1997-98  
**Best Won-Lost Pct. Season:**  
 14-1 in 2007-08  
**Biggest Win:**  
 52 points, 162-110 victory over Grinnell, Dec. 11, 2002  
**Milestone Wins At Drake Knapp Center**  
**1st**—Drake 86, Sacramento State 65, Dec. 5, 1992  
**50th**—Drake 64, Illinois-Chicago 60, Jan. 3, 2001  
**100th**—Drake 76, Indiana State 59, Jan. 11, 2006  
**150th**—Drake 102, Chicago State 51, Dec. 23, 2010



BULLDOG HONOR ROLL

ALL-CONFERENCE PERFORMERS

1928-29	John Monahan (1st) Lynn King (2nd) Chuck Van Koten (2nd)	1977-78	Wayne Kreklow (2nd)
1929-30	Lynn King (2nd) Jack Barnes (2nd)	1978-79	Wayne Kreklow (1st) Chad Nelson (2nd)
1930-31	John Monahan (1st) Lynn King (2nd)	1979-80	Lewis Lloyd (1st)
1933-34	Billy McCloud (2nd)	1980-81	Lewis Lloyd (1st)
1934-35	Chuck Orebaugh (1st) Billy McCloud (2nd) Wayne Xanders (2nd)	1983-84	Melvin Mathis (1st)
1935-36	Chuck Orebaugh (1st) Wayne Xanders (2nd)	1984-85	Melvin Mathis (1st)
1936-37	Chuck Orebaugh (1st)	1985-86	Melvin Mathis (1st) David Miller (2nd) Glenn Martin (HM)
1937-38	Nick Miletich (1st) William Suter (2nd)	1986-87	Michael Morgan (1st) Glenn Martin (HM) David Dahlke (HM) David Miller (HM)
1938-39	Paul Griffith (1st) Walter O'Connor (2nd)	1987-88	Sam Roark (1st-AP) Sam Roark (2nd-UP) Bart Friedrick (HM-UP)
1939-40	Ned Swan (1st)	1988-89	Sam Roark (2nd-AP) Sam Roark (2nd-UP)
1940-41	Walter O'Connor (1st)	1989-90	Sam Roark (2nd-AP) Sam Roark (2nd-UP)
1942-43	Gene Ollrich (2nd) Bill Evans (2nd)	1991-92	Kevin Sams (1st)
1945-46	Gordon Flick (2nd)	1992-93	Curt Smith (1st) Jeff Allen (HM) William Celestine (HM) Darren Dafney (HM)
1946-47	Gene Ollrich (1st) John Pritchard (2nd) Bill Evans (2nd)	1993-94	William Celestine (HM)
1947-48	Bill Evans (1st)	1994-95	Lynnrick Rogers (2nd)
1948-49	Bill Evans (1st) John Pritchard (2nd)	1995-96	B. J. Windhorst (1st) Lynnrick Rogers (2nd)
1949-50	John Rennie (1st)	1996-97	Lynnrick Rogers (HM)
1956-57	Red Murrell (1st)	1998-99	Dontay Harris (HM) Matt Woodley (HM)
1957-58	Red Murrell (1st)	1999-2000	Matt Woodley (HM)
1958-59	Bob Tealer (2nd)	2000-01	Luke McDonald (HM)
1959-60	Gus Guydon (1st)	2001-02	Luke McDonald (1st) Andry Sola (HM)
1960-61	Gus Guydon (1st)	2002-03	Greg Danielson (2nd) Luke McDonald (HM)
1961-62	Jerry Foster (2nd) Marv Torrence (2nd)	2003-04	Lonnie Randolph (2nd)
1963-64*	McCoy McLemore (1st) Billy Foster (1st)	2006-07	Ajay Calvin (HM)
1964-65*	Gene West (1st)	2007-08	Adam Emmenecker (1st) Josh Young (1st) Jonathan Cox (2nd) Leonard Houston (2nd)
1966-67*	Bob Netolicky (1st)	2008-09	Josh Young (2nd) Jonathan Cox (2nd)
1967-68*	Willie McCarter (1st)	2009-10	Josh Young (1st) Adam Templeton (HM)
1968-69	Willie McCarter (1st) Dolph Pulliam (2nd)	2010-11	Rayvonte Rice (HM)
1969-70	Al Williams (1st) Jeff Halliburton (1st)		
1970-71	Jeff Halliburton (1st)		
1972-73	Dennis Bell (1st) David Langston (2nd) Cleo Kilgore (2nd)		
1973-74	Larry Haralson (2nd)		
1974-75	Larry Haralson (1st) Terry McKissick (1st)		
1975-76	Ken Harris (1st)		
1976-77	Ken Harris (1st)		

\*—10 man team selected

MVC SPECIALTY AWARDS

Larry Bird MVC Player of the Year

1970-71	Jeff Halliburton
1979-80	Lewis Lloyd
1980-81	Lewis Lloyd
1992-93	Curt Smith
2007-08	Adam Emmenecker

MVC Newcomer of the Year

1979-80	Lewis Lloyd
1985-86	David Miller
1992-93	Curt Smith
1994-95	B.J. Windhorst

MVC Freshman of the Year

1985-86	Bart Friedrick
2000-01	Luke McDonald

MVC Scholar-Athlete of the Year

2007-08	Adam Emmenecker
---------	-----------------

# TEN MISSOURI VALLEY CONFERENCE SCHOOLS WILL PARTICIPATE IN THE TENTH ANNUAL



A record total of 142 teams – representing 16 collegiate athletic conferences – will compete in the three-day event (February 17-19), with the entire SEARS BracketBusters slate of matchups to be announced in late January. Bradley, Creighton, Evansville, Illinois State and Missouri State will serve as host schools, while Drake, Indiana State, UNI, Southern Illinois and Wichita State will play on the road.

Of the 71 games, a minimum of 13 will be televised, with six contests on ESPN2 which are simulcast on ESPN3. An additional five games will be aired on ESPNU and two exclusive games on ESPN3. Please consult your local listings for start times.

Since the event's inception in 2003, the Missouri Valley Conference has posted a nine-year record of 50-33. In SEARS BracketBusters-branded games (contests aired on the TV package), The Valley has a 23-15 record, with SIU (5-1) owning the league's best ledger.


**HOME TEAMS:** Bradley, Creighton, Evansville, Illinois State, Missouri State, Albany, Maine, New Hampshire, Vermont, Montana, Northern Arizona, Northern Colorado, Sacramento State, Weber State, Charleston Southern, Coastal Carolina, Gardner-Webb, Radford, Virginia Military Institute, Cal State Fullerton, Cal State Northridge, Pacific, UC Irvine, UC Riverside, Delaware, George Mason, Georgia State, Hofstra, Northeastern, Virginia Commonwealth, Butler, Cleveland State, Detroit, Green Bay, Milwaukee, Canisius, Iona, Loyola (Md.), Manhattan, Saint Peter's, Ball State, Bowling Green, Central Michigan, Kent State, Miami (Ohio), Ohio, Morgan State, Austin Peay, Eastern Illinois, Eastern Kentucky, Jacksonville State, Murray State, SIU-Edwardsville, Appalachian State, Davidson, McNeese State, Nicholls State, Northwestern State, Sam Houston State, Southeastern Louisiana, Stephen F. Austin, UMKC, North Dakota State, Oral Roberts, South Dakota, South Dakota State, Idaho, Louisiana Tech, New Mexico State, Utah State and Loyola Marymount.

**AWAY TEAMS:** Drake, Indiana State, UNI, Southern Illinois, Wichita State, Binghamton, Boston University, Hartford, Maryland-Baltimore County, Stony Brook, Eastern Washington, Idaho State, Montana State, Portland State, Campbell, High Point, Liberty, Presbyterian, UNC-Asheville, Winthrop, Cal Poly, Long Beach State, UC Davis, UC Santa Barbara, Drexel, James Madison, UNC-Wilmington, Old Dominion, Towson, William & Mary, Illinois-Chicago, Loyola (Ill.), Valparaiso, Wright State, Youngstown State, Fairfield, Marist, Niagara, Rider, Siena, Akron, Buffalo, Eastern Michigan, Northern Illinois, Toledo, Western Michigan, Delaware State, Hampton, Morehead State, Southeast Missouri State, Tennessee-Martin, Tennessee State, Tennessee Tech, College of Charleston, Wofford, Central Arkansas, Lamar, Texas-Arlington, Texas-San Antonio, Texas A&M-Corpus Christi, Texas State, IPFW, IUPUI, Oakland, Southern Utah, Western Illinois, Fresno State, Hawaii, Nevada, San Jose State and St. Mary's.



YOUR TEAM.

**RADIO/TV ROSTER**



**1**  
F Jordan Clarke 6-8, 254 Jr.  
Rockville, Md. (Our Lady of Good Counsel)



**2**  
F Aaron Hawley 6-8, 197 Jr.  
Rogers, Ark. (Rogers)



**3**  
G Kurt Alexander 6-0, 193 Sr.  
Toronto, Canada (Iowa Central/Pine Ridge)



**4**  
G Judd Welfringer 6-5, 201 Fr.  
Waukee, Iowa (Waukee)



**10**  
F Jeremy Jeffers 6-6, 213 Fr.  
Wilson, N.C. (Greenfield)




**11**  
G Karl Madison 5-10, 182 Fr.  
Springfield, Ill. (Lanphier)



**14**  
G Lincoln Vorba 6-3, 172 Fr.  
Mason City, Iowa (Mason City)



**21**  
F Cory Parker 6-8, 242 Jr.  
Aspen, Colo. (Aspen)



**22**  
F Kraidon Woods 6-9, 225 Sr.  
Henryville, Pa. (Binghamton/Pocono Mtn. E.)



**23**  
G Mitch McLaughlin 6-1, 181 Fr.  
Cedar Rapids, Iowa (Xavier)



**24**  
G Rayvonte Rice 6-4, 240 So.  
Champaign, Ill. (Centennial)



**25**  
G David Smith 6-4, 208 So.  
Chicago, Ill. (Lake Forest Academy)



**32**  
F Greg Whitaker 6-6, 243 Jr.  
Fairfax, Va. (W.T. Woodson)



**34**  
F Ben Simons 6-8, 206 Jr.  
Cadillac, Mich. (Cadillac)



**40**  
F Reece Uhlenhopp 6-8, 239 Jr.  
Urbandale, Iowa (Urbandale)



**45**  
F Seth VanDeest 6-11, 260 Jr.  
Bettendorf, Iowa (Bettendorf)



Mark Phelps--Head Coach



Mike Gibson--Asst. Coach




Stan Johnson--Asst. Coach



Brett Nelson--Asst. Coach



Janelle McMillan--Coord. BB Ops



Paul Kirk--Asst. AD/Ath. Comm.