




# IOWA STATE FOOTBALL

## RECORDS VS. ALL OPPONENTS

Team	First Game	W	L	T
Air Force	1975	2	0	0
Alabama	2001	0	1	0
Arizona	1948	1	4	1
Arkansas	1973	0	1	0
Army	1964	2	1	0
Ball State	1998	1	0	0
<b>Baylor</b>	<b>1988</b>	<b>6</b>	<b>5</b>	<b>0</b>
Boise State	2002	0	1	0
Boston College	1961	0	1	0
Bowling Green	1977	2	0	0
Brigham Young	1968	4	0	0
Buffalo	1968	1	0	0
Butte Athletic Club	1895	0	1	0
California	1963	0	1	0
Camp Dodge	1918	0	1	0
Central (Iowa)	1933	1	0	0
Central Oklahoma	1922	0	1	0
Coe	1902	16	2	0
Colorado	1946	15	49	1
Colorado State	1966	4	1	0
Connecticut	2002	1	1	0
Cornell	1893	14	3	1
Creighton	1920	1	0	0
Dayton	1977	1	0	0
Denver	1933	7	3	0
Des Moines U	1904	4	0	0
Des Moines Y	1892	4	0	0
Detroit	1931	1	1	0
Doane	1944	1	0	0
Drake	1898	48	17	4
Dubuque	1949	1	0	0
Eastern Illinois	1991	1	0	0
Eldora	1896	1	0	0
Ellsworth	1915	1	0	0
Florida State	1975	1	1	0
Fort Dodge	1894	1	0	0
Georgia Tech	1972	0	1	0
Grinnell	1893	20	10	3
Gustavus Adolphus	1944	1	0	0
Highland Park	1903	2	0	0
Idaho	1971	2	0	0
Illinois	1927	1	3	2
Illinois State	2005	1	0	0
Indiana State	1986	2	0	0
<b>Iowa</b>	<b>1894</b>	<b>21</b>	<b>39</b>	<b>0</b>
Iowa Falls	1896	1	0	0
Iowa Pre-Flight	1943	0	1	0
<b>Kansas</b>	<b>1898</b>	<b>37</b>	<b>49</b>	<b>6</b>
<b>Kansas State</b>	<b>1917</b>	<b>49</b>	<b>43</b>	<b>4</b>
Kent State	1971	6	1	0
Louisiana-Monroe	1980	1	0	0

Team	First Game	W	L	T
Louisiana State	1971	0	1	0
Loyola (La.)	1930	0	1	0
Luther	1934	3	0	0
Marquette	1927	2	8	1
Miami (Ohio)	2004	1	0	0
Michigan State	1947	0	2	0
Minnesota	1895	3	22	1
Missouri	1896	34	61	9
Morningside	1906	8	1	0
Nebraska	1896	18	85	2
Nebraska Wesleyan	1924	1	0	0
New Mexico	1965	5	1	0
New Mexico State	1983	0	1	0
North Carolina State	1977	0	1	0
North Dakota State	2009	1	0	0
Northern Illinois	1993	3	1	0
<b>Northern Iowa</b>	<b>1899</b>	<b>20</b>	<b>4</b>	<b>3</b>
Northwestern (Ill.)	1895	1	7	0
Ohio	1962	7	0	0
<b>Oklahoma</b>	<b>1928</b>	<b>5</b>	<b>70</b>	<b>2</b>
<b>Oklahoma State</b>	<b>1926</b>	<b>18</b>	<b>26</b>	<b>3</b>
Omaha Guards	1902	1	0	0
Oregon State	1962	0	1	0
Ottumwa NAS	1943	0	1	0
Pacific	1960	2	1	0
Panora	1894	2	0	0
Pittsburgh	2000	1	0	0
Rice	1930	2	3	0
Rush Medical	1898	1	0	0
Rutgers	2011	0	1	0
San Diego State	1970	3	3	0
San Jose State	1958	3	0	0
Simpson	1894	15	1	1
Sioux City	1895	1	0	0
South Carolina	1967	0	1	0
South Dakota	1899	9	0	0
South Dakota State	1952	3	0	0
State Center	1892	0	0	1
Still College	1901	2	0	0
Syracuse	1957	0	1	1
Tennessee	1982	0	1	0
Tennessee Tech	2002	1	0	0
<b>Texas</b>	<b>1979</b>	<b>1</b>	<b>9</b>	<b>0</b>
Texas A&M	1978	1	10	0
<b>Texas Christian</b>	<b>1995</b>	<b>1</b>	<b>3</b>	<b>0</b>
<b>Texas Tech</b>	<b>1967</b>	<b>3</b>	<b>8</b>	<b>0</b>
Toledo	2006	1	1	0
Troy	2002	1	0	0
Tulane	1987	3	1	0
<b>Tulsa</b>	<b>1961</b>	<b>2</b>	<b>1</b>	<b>0</b>
UCLA	1926	1	1	0

Team	First Game	W	L	T
UNLV	1995	4	1	0
Upper Iowa	1935	1	0	0
Utah	1970	4	1	0
Utah State	1985	1	0	0
Vanderbilt	1983	1	1	0
Villanova	1942	0	2	0
Virginia Military	1963	1	0	0
Washington	1974	0	1	0
Washington Univ. (Mo.)	1913	6	1	0
Wayne State	1951	1	0	0
West Texas A&M	1981	2	0	0
<b>West Virginia</b>	<b>2012</b>	<b>0</b>	<b>1</b>	<b>0</b>
Western Illinois	2012	1	0	0
Western Michigan	1990	1	1	0
Wichita State	1977	2	0	0
William Penn	1900	2	0	0
Wisconsin	1895	0	7	0
Wyoming	1986	1	3	0
<b>TOTALS</b>		<b>505</b>	<b>602</b>	<b>46</b>





# IOWA STATE FOOTBALL

## ALL-TIME SERIES RESULTS

### Air Force

**Games:** 2  
**Series Record:** 2-0-0  
**Home:** 1-0-0  
**Away:** 1-0-0  
 9-20-1975 H W 17-12  
 9-18-1976 A W 41-6

### Alabama

**Games:** 1  
**Series Record:** 0-1-0  
**Neutral:** 0-1-0  
 12-27-2001 N L 13-14

### Arizona

**Games:** 6  
**Series Record:** 1-4-1  
**Home:** 0-1-0  
**Away:** 1-3-1  
 11-20-1948 A L 7-14  
 11-25-1950 A L 26-27  
 9-27-1958 A W 14-10  
 11-21-1964 A T 0-0  
 11-19-1966 A L 24-27  
 9-21-1968 H L 12-21

### Arkansas

**Games:** 1  
**Series Record:** 0-1-0  
**Away:** 0-1-0  
 9-29-1973 A L 19-21

### Army

**Games:** 3  
**Series Record:** 2-1-0  
**Home:** 1-0-0  
**At Jack Trice Stadium:** 1-0-0  
**Away:** 1-1-0  
 10-31-1964 A L 7-9  
 9-23-2005 A W 28-21  
 9-26-2009 H W 31-10

### Ball State

**Games:** 1  
**Series Record:** 1-0-0  
**Home:** 1-0-0  
 9-19-1998 H W 38-0

### Baylor

**Games:** 11  
**Series Record:** 6-5-0  
**Home:** 4-2-0  
**At Jack Trice Stadium:** 4-2-0  
**Away:** 2-3-0  
 9-17-1988 H L 0-35  
 10-26-1996 A L 21-49  
 10-25-1997 H W 24-17  
 9-30-2000 A W 31-17  
 9-29-2001 H W 41-0  
 10-23-2004 A W 26-25  
 10-8-2005 H L 13-23  
 10-11-2008 A L 10-38  
 10-17-2009 H W 24-10  
 10-8-2011 A L 26-49  
 10-27-2012 H W 35-21

### Boise State

**Games:** 1  
**Series Record:** 0-1-0  
**Away:** 0-1-0  
 12-31-2002 A L 16-34

### Boston College

**Games:** 1  
**Series Record:** 0-1-0  
**Away:** 0-1-0  
 11-4-1961 A L 10-14

### Bowling Green

**Games:** 2  
**Series Record:** 2-0-0  
**Home:** 1-0-0  
**At Jack Trice Stadium:** 1-0-0  
**Away:** 1-0-0  
 9-24-1977 A W 35-21  
 9-15-1979 H W 38-10

### Brigham Young

**Games:** 4  
**Series Record:** 4-0-0  
**Home:** 2-0-0  
**Away:** 2-0-0  
 9-28-1968 A W 28-20  
 9-27-1969 H W 10-0  
 10-13-1973 A W 26-24  
 9-28-1974 H W 34-7

### Buffalo

**Games:** 1  
**Series Record:** 1-0-0  
**Home:** 1-0-0  
 9-14-1968 H W 28-10

### Butte Athletic Club

**Games:** 1  
**Series Record:** 0-1-0  
**Away:** 0-1-0  
 9-15-1895 A L 10-12

### California

**Games:** 1  
**Series Record:** 0-1-0  
**Away:** 0-1-0  
 9-21-1963 A L 8-15

### Camp Dodge

**Games:** 1  
**Series Record:** 0-1-0  
**Home:** 0-1-0  
 11-9-1918 H L 0-6

### Central

**Games:** 1  
**Series Record:** 1-0-0  
**Home:** 1-0-0  
 9-23-1933 H W 14-0

### Central Oklahoma

**Games:** 1  
**Series Record:** 0-1-0  
**Home:** 0-1-0  
 11-18-1922 H L 13-14

### Coe

**Games:** 18  
**Series Record:** 16-2-0  
**Home:** 16-2-0  
 11-8-1902 H W 53-0  
 10-17-1903 H W 36-5  
 10-1-1904 H W 22-0  
 9-30-1905 H W 29-0  
 11-18-1905 H W 28-6  
 10-5-1906 H W 36-0  
 10-4-1907 H W 18-0  
 10-3-1908 H W 34-0  
 10-2-1909 H W 11-5

10-1-1910 H W 12-0  
 10-7-1911 H W 25-0  
 10-3-1914 H W 27-6  
 10-6-1917 H W 7-0  
 10-4-1919 H W 3-0  
 10-2-1920 H L 0-6  
 10-1-1921 H W 28-3  
 10-7-1922 H L 0-24  
 9-23-1939 H W 19-0

### Colorado

**Games:** 65  
**Series Record:** 15-49-1  
**Home:** 9-24-0  
**At Jack Trice Stadium:** 6-12-0  
**Away:** 6-25-1  
 9-21-1946 A L 7-13  
 9-27-1947 H L 0-7  
 10-16-1948 H W 18-7  
 10-8-1949 A W 13-6  
 9-23-1950 H W 14-7  
 11-3-1951 A L 20-47  
 10-18-1952 H L 12-21  
 10-31-1953 A L 34-41  
 10-16-1954 H L 0-20  
 11-19-1955 A L 0-40  
 10-20-1956 H L 0-52  
 11-23-1957 A L 21-38  
 10-18-1958 H L 0-20  
 10-17-1959 A W 27-0  
 10-15-1960 H L 6-21  
 11-25-1961 A L 0-34  
 10-20-1962 H W 57-19  
 10-19-1963 A W 19-7  
 10-17-1964 H L 7-14  
 10-16-1965 A T 10-10  
 10-15-1966 H L 21-41  
 10-7-1967 A L 0-34  
 10-5-1968 H L 18-28  
 10-11-1969 H L 0-14  
 10-10-1970 A L 10-61  
 10-9-1971 H L 14-24  
 10-14-1972 A L 22-34  
 10-6-1973 H L 16-23  
 10-12-1974 A L 7-34  
 11-1-1975 H L 27-28  
 10-23-1976 A L 14-33  
 11-5-1977 H L 7-12  
 11-18-1978 A W 20-16  
 11-3-1979 H W 24-10

11-1-1980 A L 9-17  
 10-24-1981 H W 17-10  
 10-23-1982 A W 31-14  
 10-15-1983 H W 22-10  
 10-13-1984 A L 21-23  
 10-19-1985 H L 6-40  
 10-18-1986 A L 3-31  
 10-31-1987 H L 10-42  
 10-29-1988 A L 12-24  
 10-14-1989 H L 17-52  
 10-13-1990 A L 12-28  
 11-23-1991 H L 14-17  
 11-21-1992 A L 10-33  
 11-20-1993 H L 16-21  
 11-19-1994 A L 20-41  
 10-21-1995 H L 28-50  
 11-9-1996 A L 42-49  
 11-8-1997 H L 38-43\*  
 11-14-1998 A L 8-37  
 10-23-1999 H L 12-16  
 11-11-2000 A W 35-27  
 11-10-2001 H L 27-40  
 11-16-2002 A L 27-41  
 11-15-2003 H L 10-44  
 10-16-2004 A L 14-19  
 11-12-2005 H W 30-16  
 11-11-2006 A L 16-33  
 11-10-2007 H W 31-28  
 11-8-2008 A L 24-28  
 11-14-2009 H W 17-10  
 11-13-2010 A L 14-34

\*Game later forfeited to Iowa State

### Colorado State

**Games:** 5  
**Series Record:** 4-1-0  
**Home:** 3-0-0  
**At Jack Trice Stadium:** 2-0-0  
**Away:** 1-1-0  
 11-26-1966 A L 10-34  
 9-26-1970 H W 37-6  
 9-16-1972 A W 41-0  
 10-4-1980 H W 69-0  
 9-24-1983 H W 21-17



# IOWA STATE FOOTBALL

## ALL-TIME SERIES RESULTS

### Connecticut

**Games:** 2  
**Series Record:** 1-1-0  
**Home:** 0-1-0  
**At Jack Trice Stadium:** 0-1-0  
**Away:** 1-0-0

11-23-2002	H	L	20-37
11-16-2011	A	W	24-20

### Cornell College

**Games:** 18  
**Series Record:** 14-3-1  
**Home:** 10-1-1  
**Away:** 3-2-0  
**Neutral:** 1-0-0

1893	H	L	6-14
9-5-1896	N	W	50-0
9-30-1899	A	W	32-0
11-24-1900	H	W	17-0
11-21-1901	H	W	28-12
10-25-1902	A	L	15-17
11-20-1903	A	W	41-0
11-18-1904	H	W	41-6
9-29-1906	H	W	81-0
10-26-1907	H	W	17-0
10-17-1908	A	L	0-6
11-6-1909	H	W	18-6
11-11-1911	H	W	15-0
11-9-1912	A	W	21-0
11-8-1913	H	W	14-0
11-7-1914	H	W	69-0
9-28-1935	H	T	6-6
10-17-1936	H	W	38-0

### Creighton

**Games:** 1  
**Series Record:** 1-0-0  
**Away:** 1-0-0

11-6-1920	A	W	17-0
-----------	---	---	------

### Dayton

**Games:** 1  
**Series Record:** 1-0-0  
**Home:** 1-0-0  
**At Jack Trice Stadium:** 1-0-0

10-1-1977	H	W	17-13
-----------	---	---	-------

### Denver

**Games:** 10  
**Series Record:** 7-3-0  
**Home:** 1-1-0  
**Away:** 6-2-0

9-29-1933	A	W	18-13
9-23-1938	A	W	14-7
9-29-1939	A	L	0-6
9-27-1940	A	L	7-14
9-26-1941	A	W	7-6
9-25-1942	A	W	7-0
9-17-1955	H	L	7-19
9-15-1956	A	W	13-10
9-21-1957	H	W	10-0
9-25-1959	A	W	28-12

### Des Moines U

**Games:** 4  
**Series Record:** 4-0-0  
**Home:** 4-0-0

11-12-1904	H	W	16-0
10-6-1906	H	W	45-0
10-30-1909	H	W	23-0
10-15-1910	H	W	17-0

### Des Moines Y

**Games:** 4  
**Series Record:** 4-0-0  
**Home:** 1-0-0  
**Away:** 2-0-0  
**Neutral:** 1-0-0

1892	H	W	30-0
9-3-1894	A	W	18-4
10-17-1896	N	W	24-16
11-21-1896	A	W	15-0

### Detroit

**Games:** 2  
**Series Record:** 1-1-0  
**Away:** 1-1-0

10-9-1931	A	L	0-20
9-23-1960	A	W	44-21

### Doane

**Games:** 1  
**Series Record:** 1-0-0  
**Home:** 1-0-0

10-7-1944	H	W	59-0
-----------	---	---	------

### Drake

**Games:** 10  
**Series Record:** 48-17-4  
**Home:** 24-5-1  
**At Jack Trice Stadium:** 4-1-0  
**Away:** 24-12-3

10-29-1898	H	W	17-16
11-10-1900	A	L	0-16
11-16-1901	H	L	5-12
11-15-1902	A	T	0-0
11-26-1903	A	W	16-0
11-24-1904	A	W	19-0
11-30-1905	A	W	17-12
11-29-1906	A	W	7-0
11-30-1907	A	W	13-8
11-26-1908	A	W	12-6
11-25-1909	A	L	0-11
11-24-1910	A	W	2-0
11-25-1911	A	W	6-0
11-23-1912	A	W	27-3
11-22-1913	A	W	26-3
11-21-1914	A	W	52-0
11-25-1915	A	W	28-14
11-30-1916	A	W	32-14
11-29-1917	A	W	47-0
11-27-1919	A	W	14-0
11-5-1921	A	W	7-0
11-4-1922	A	L	7-14
11-3-1923	A	L	0-21
11-22-1924	H	W	10-0
11-21-1925	A	W	7-6
11-13-1926	H	W	13-7
11-5-1927	A	W	7-0
11-24-1928	A	L	0-18
11-16-1929	H	L	0-7
11-22-1930	A	L	19-20
11-14-1931	H	L	6-7
11-19-1932	H	W	34-13
11-25-1933	A	T	7-7
11-17-1934	H	W	33-12
11-16-1935	A	T	7-7
11-21-1936	H	W	21-7
10-23-1937	A	L	0-30
11-5-1938	H	W	14-0
10-21-1939	A	L	0-7
11-9-1940	H	W	7-6
11-15-1941	A	L	13-14
10-17-1942	H	W	29-6
11-13-1943	H	W	20-0
11-18-1944	H	W	9-0

11-17-1945	A	W	8-6
11-9-1946	H	T	7-7
11-8-1947	A	W	36-6
11-6-1948	H	W	2-0
11-5-1949	A	W	21-8
11-11-1950	H	L	21-35
10-27-1951	A	W	13-0
11-8-1952	H	W	55-7
10-24-1953	A	L	7-12
10-30-1954	H	W	35-0
10-29-1955	A	L	21-27
11-3-1956	H	W	39-14
11-2-1957	A	L	0-20
9-20-1958	H	W	33-0
9-19-1959	A	W	41-0
9-17-1960	H	W	46-0
9-16-1961	A	W	21-0
9-15-1962	H	W	14-7
9-19-1964	H	W	25-0
9-18-1965	H	W	21-0
9-11-1976	H	W	58-14
9-30-1978	H	W	35-7
9-25-1982	H	W	35-10
9-15-1984	H	W	21-17
10-5-1985	H	L	17-20

### Dubuque

**Games:** 1  
**Series Record:** 1-0-0  
**Home:** 1-0-0

9-17-1949	H	W	64-0
-----------	---	---	------

### Eastern Illinois

**Games:** 1  
**Series Record:** 1-0-0  
**Home:** 1-0-0  
**At Jack Trice Stadium:** 1-0-0

9-7-1991	H	W	42-13
----------	---	---	-------

### Eldora

**Games:** 1  
**Series Record:** 1-0-0  
**Away:** 1-0-0

11-28-1896	A	W	62-0
------------	---	---	------

### Ellsworth

**Games:** 1  
**Series Record:** 1-0-0  
**Away:** 1-0-0

9-25-1915	H	W	31-0
-----------	---	---	------

### Florida State

**Games:** 2  
**Series Record:** 1-1-0  
**Away:** 1-0-0  
**Neutral:** 0-1-0

9-27-1975	A	W	10-6
8-24-2002	N	L	31-38

### Fort Dodge

**Games:** 1  
**Series Record:** 1-0-0  
**Neutral:** 1-0-0

9-2-1894	N	W	46-0
----------	---	---	------

### Georgia Tech

**Games:** 1  
**Series Record:** 0-1-0  
**Neutral:** 0-1-0

12-18-1972	N	L	30-31
------------	---	---	-------

### Grinnell

**Games:** 33  
**Series Record:** 20-10-3  
**Home:** 11-3-1  
**Away:** 8-6-1  
**Neutral:** 1-1-1

1893	H	L	6-36
1893	H	L	2-6
9-29-1894	A	L	6-12
11-7-1896	N	W	40-0
10-30-1897	A	L	6-12
11-4-1899	N	L	0-15
11-18-1899	A	L	0-6
11-3-1900	A	L	5-22
9-28-1901	N	T	0-0
11-2-1901	H	L	0-23
10-18-1902	H	W	23-0
11-7-1903	A	W	41-6
11-5-1904	H	W	40-0
11-11-1905	A	W	38-4
11-17-1906	H	W	25-6
11-9-1907	A	W	49-0
11-14-1908	H	W	53-0
10-16-1909	A	W	24-0
10-28-1911	A	W	21-6
10-26-1912	H	W	31-7
9-27-1913	A	W	6-0
10-11-1919	H	W	7-0
10-9-1920	A	W	28-0
10-8-1921	H	W	21-3



# IOWA STATE FOOTBALL

## ALL-TIME SERIES RESULTS

10-21-1922	A	W	7-0
11-24-1923	H	W	13-6
11-15-1924	A	L	13-14
11-7-1925	H	T	9-9
10-16-1926	A	T	0-0
11-19-1927	H	W	14-0
10-13-1928	A	L	0-3
10-5-1929	H	W	27-7
10-6-1934	H	W	26-6

### Gustavus Adolphus

**Games:** 1  
**Series Record:** 1-0-0  
**Home:** 1-0-0

9-9-1944	H	W	49-0
----------	---	---	------

### Highland Park

**Games:** 2  
**Series Record:** 2-0-0  
**Home:** 2-0-0

9-25-1903	H	W	16-0
10-7-1916	H	W	19-0

### Idaho

**Games:** 2  
**Series Record:** 2-0-0  
**Home:** 2-0-0

9-18-1971	H	W	24-7
9-22-1973	H	W	48-0

### Illinois

**Games:** 6  
**Series Record:** 1-3-2  
**Away:** 1-3-2

10-15-1927	A	T	12-12
10-4-1930	A	L	0-7
9-24-1949	A	T	20-20
9-27-1952	A	L	7-33
10-1-1955	A	L	0-40
10-4-1969	A	W	48-20

### Illinois State

**Games:** 1  
**Series Record:** 1-0-0  
**Home:** 1-0-0

**At Jack Trice Stadium:** 1-0-0

9-3-2005	H	W	32-21
----------	---	---	-------

### Indiana State

**Games:** 2  
**Series Record:** 2-0-0  
**Home:** 2-0-0

**At Jack Trice Stadium:** 2-0-0

9-20-1986	H	W	64-9
9-2-1999	H	W	33-7

### Iowa

**Games:** 60  
**Series Record:** 21-39-0  
**Home:** 8-16-0

**At Jack Trice Stadium:** 6-10-0

**Away:** 13-23-0

10-1-1894	A	W	16-8
10-28-1895	A	W	24-0
11-5-1897	A	W	12-0
10-28-1899	A	L	0-5
10-18-1901	A	L	0-6
11-1-1902	A	L	6-12
10-29-1904	A	L	6-10
11-24-1905	H	L	0-8
11-24-1906	A	W	2-0
11-23-1907	H	W	20-14
11-13-1909	A	L	0-13
11-5-1910	H	L	0-2
11-18-1911	A	W	9-0
11-16-1912	H	L	7-20
11-15-1913	A	L	7-45
11-14-1914	H	L	6-26
11-13-1915	A	W	16-0
11-18-1916	H	L	16-19
11-24-1917	A	L	3-6
11-16-1918	A	L	0-21
11-22-1919	A	L	0-10
11-20-1920	H	L	10-14
11-4-1933	A	L	7-27
10-20-1934	H	W	31-6
9-17-1977	A	L	10-12
9-23-1978	A	W	31-0
9-29-1979	A	L	14-30
9-27-1980	A	W	10-7
9-19-1981	H	W	23-12
9-18-1982	A	W	19-7
9-10-1983	H	L	10-51
9-8-1984	A	L	21-59
9-28-1985	H	L	3-57
9-13-1986	A	L	7-43
9-19-1987	H	L	9-48
9-24-1988	A	L	3-10

9-23-1989	H	L	21-31
9-22-1990	A	L	35-45
9-14-1991	H	L	10-29
9-12-1992	A	L	7-21
9-11-1993	H	L	28-31
9-10-1994	A	L	9-37
9-16-1995	H	L	10-27
9-14-1996	A	L	13-38
9-20-1997	H	L	20-63
9-12-1998	A	W	27-9
9-11-1999	H	W	17-10
9-16-2000	A	W	24-14
11-24-2001	H	W	17-14
9-14-2002	A	W	36-31
9-13-2003	H	L	21-40
9-11-2004	A	L	10-17
9-10-2005	H	W	23-3
9-16-2006	A	L	17-27
9-15-2007	H	W	15-13
9-13-2008	A	L	5-17
9-12-2009	H	L	3-35
9-11-2010	A	L	7-35
9-10-2011	H	W	44-41 (3OT)
9-8-2012	A	W	9-6

### Iowa Falls

**Games:** 1  
**Series Record:** 1-0-0  
**Neutral:** 1-0-0

9-4-1896	N	W	46-0
----------	---	---	------

### Iowa Pre-Flight

**Games:** 1  
**Series Record:** 0-1-0  
**Home:** 0-1-0

10-2-1943	H	L	13-33
-----------	---	---	-------

### Kansas

**Games:** 92  
**Series Record:** 37-49-6  
**Home:** 20-22-3

**At Jack Trice Stadium:** 10-8-1

**Away:** 17-27-3

10-15-1898	A	L	6-11
10-14-1916	H	W	13-0
10-27-1917	A	L	0-7
10-25-1919	H	T	0-0
10-23-1920	A	L	0-7
10-22-1921	H	L	7-14

10-11-1924	A	W	13-10
10-10-1925	H	W	20-0
10-27-1928	A	T	0-0
10-26-1929	H	L	0-33
10-25-1930	A	L	6-20
10-15-1932	H	L	0-26
11-18-1933	A	L	6-20
11-3-1934	H	T	0-0
11-23-1935	A	W	21-12
10-10-1936	H	W	21-7
10-16-1937	A	L	6-14
10-22-1938	H	W	21-7
10-7-1939	A	L	0-14
10-5-1940	H	W	7-0
10-25-1941	A	L	0-13
11-14-1942	H	W	20-13
10-9-1943	A	W	13-6
10-14-1944	H	W	25-0
10-6-1945	A	T	13-13
10-12-1946	H	L	8-24
10-4-1947	A	L	7-27
10-9-1948	H	L	7-20
10-1-1949	A	W	19-6
10-14-1950	H	L	21-33
9-29-1951	A	L	33-53
10-11-1952	H	L	0-43
10-3-1953	A	L	0-23
10-9-1954	H	W	33-6
10-8-1955	A	T	7-7
10-13-1956	H	L	14-25
10-12-1957	A	W	21-6
10-11-1958	H	L	0-7
10-31-1959	A	L	0-7
10-8-1960	H	L	14-28
10-14-1961	A	L	7-21
10-13-1962	H	L	8-29
10-12-1963	A	W	17-14
10-10-1964	H	L	6-42
10-9-1965	A	W	21-7
10-8-1966	H	W	24-7
10-28-1967	A	L	14-28
10-26-1968	H	L	25-46
10-25-1969	H	W	44-20
10-24-1970	A	L	10-24
10-23-1971	H	W	40-24
10-28-1972	A	W	34-8
10-27-1973	H	L	20-22
10-26-1974	A	W	22-6
10-18-1975	H	L	10-21
11-6-1976	A	W	31-17

10-29-1977	H	W	41-3
10-28-1978	A	W	13-7
10-20-1979	H	L	7-24
10-18-1980	A	L	17-28*
11-7-1981	H	L	11-24
11-6-1982	A	L	17-24
10-8-1983	H	W	38-35
10-6-1984	A	L	14-33
10-12-1985	H	W	22-21
10-11-1986	A	W	13-10
10-24-1987	A	W	42-28
10-22-1988	H	W	42-14
10-7-1989	A	W	24-20
10-6-1990	H	T	34-34
10-19-1991	A	L	0-41
10-17-1992	H	L	47-50
10-16-1993	A	L	20-35
10-15-1994	H	L	23-41
10-14-1995	A	L	7-34
11-2-1996	H	L	31-34
11-1-1997	A	L	24-34
11-21-1998	H	W	23-20
11-20-1999	A	L	28-31
11-18-2000	H	W	38-17
11-17-2001	A	W	49-7
8-31-2002	H	W	45-3
11-22-2003	A	L	7-36
10-30-2004	H	W	13-7
11-26-2005	A	L	21-24 (OT)
11-4-2006	H	L	10-41
11-17-2007	A	L	7-45
10-4-2008	H	L	33-35
10-10-2009	A	L	36-41
10-30-2010	H	W	28-16
11-5-2011	H	W	13-10
11-17-2012	A	W	51-23

### Kansas State

**Games:** 96  
**Series Record:** 49-43-4  
**Home:** 28-17-3

**At Jack Trice Stadium:** 9-8-1

**Away:** 21-24-1

**Neutral:** 0-2-0

11-10-1917	H	W	10-7
11-23-1918	A	L	0-11
11-15-1919	H	W	46-0
11-13-1920	A	W	17-0
11-11-1921	H	W	7-0

\*Game later forfeited to Iowa State









# IOWA STATE FOOTBALL

## ALL-TIME SERIES RESULTS

### Northern Iowa

**Games:** 27  
**Series Record:** 20-4-3  
**Home:** 19-4-1  
**At Jack Trice Stadium:** 9-3-0  
**Away:** 1-0-2

11-11-1899	A	T	0-0
11-17-1900	H	L	0-5
10-12-1901	A	T	0-0
10-11-1902	A	W	52-0
10-8-1904	H	W	17-0
10-7-1905	H	W	28-0
9-30-1916	H	W	19-0
9-26-1936	H	T	0-0
9-25-1937	H	W	14-12
9-29-1945	H	W	48-13
10-5-1946	H	W	20-18
9-20-1947	H	W	31-14
9-18-1948	H	W	27-7
10-7-1950	H	W	26-8
10-10-1987	H	W	39-38
10-8-1988	H	W	20-17
9-8-1990	H	W	35-6
9-26-1992	H	L	10-27
9-3-1994	H	L	14-28
9-21-1996	H	W	42-23
9-8-2001	H	W	41-0
8-30-2003	H	W	17-10
9-4-2004	H	W	23-0
9-30-2006	H	W	28-27
9-8-2007	H	L	13-24
9-25-2010	H	W	27-0
9-3-2011	H	W	20-19

### Northwestern

**Games:** 8  
**Series Record:** 1-7-0  
**Away:** 1-7-0

9-28-1895	A	W	36-0
10-2-1937	A	L	0-33
9-22-1945	A	L	6-18
9-28-1946	A	L	9-41
9-30-1950	A	L	13-23
9-26-1953	A	L	0-35
9-25-1954	A	L	14-27
9-29-1956	A	L	13-14

### Ohio

**Games:** 7  
**Series Record:** 7-0-0  
**Home:** 6-0-0  
**At Jack Trice Stadium:** 5-0-0  
**Away:** 1-0-0

11-24-1962	H	W	31-22
9-9-1989	H	W	28-3
9-5-1992	H	W	35-9
8-31-1995	H	W	36-21
9-2-2000	H	W	25-15
9-22-2001	A	W	31-28
9-6-2003	H	W	48-20

### Oklahoma

**Games:** 77  
**Series Record:** 5-70-2  
**Home:** 2-34-1  
**At Jack Trice Stadium:** 0-15-0  
**Away:** 3-36-1

11-3-1928	H	W	13-0
11-2-1929	A	L	7-21
11-1-1930	H	L	13-19
10-31-1931	A	W	13-12
11-12-1932	H	L	12-19
10-21-1933	A	L	7-19
11-10-1934	A	L	0-12
10-19-1935	A	L	0-16
10-31-1936	H	T	7-7
11-6-1937	A	L	7-33
11-19-1938	H	L	0-10
11-4-1939	A	L	6-38
10-26-1940	H	L	7-20
11-8-1941	A	L	0-55
10-31-1942	H	L	7-14
10-30-1943	A	L	7-21
11-4-1944	H	L	7-12
11-10-1945	A	L	7-14
10-26-1946	H	L	0-63
11-1-1947	A	L	9-27
10-30-1948	H	L	6-33
10-29-1949	A	L	7-34
10-28-1950	H	L	7-20
11-17-1951	A	L	6-35
11-1-1952	H	L	0-41
11-14-1953	A	L	0-47
11-6-1954	H	L	0-40
11-12-1955	A	L	0-52
11-10-1956	H	L	0-40
10-5-1957	A	L	14-40

11-8-1958	H	L	0-20
11-21-1959	A	L	12-35
11-5-1960	H	W	10-6
10-7-1961	A	W	21-15
11-10-1962	H	L	0-41
11-9-1963	A	L	14-24
11-7-1964	A	L	0-30
11-6-1965	A	L	20-24
9-24-1966	H	L	11-29
11-11-1967	H	L	14-52
10-19-1968	A	L	7-42
11-1-1969	A	L	14-37
10-31-1970	H	L	28-29
10-30-1971	A	L	12-43
11-4-1972	H	L	6-20
11-3-1973	A	L	17-34
11-2-1974	H	L	10-28
10-25-1975	A	L	7-39
10-2-1976	H	L	10-24
10-22-1977	A	L	16-35
10-21-1978	H	L	6-34
10-27-1979	A	L	9-38
10-25-1980	H	L	7-42
10-3-1981	A	T	7-7
10-2-1982	H	L	3-13
10-22-1983	A	L	11-49
10-20-1984	H	L	10-12
10-26-1985	A	L	14-59
10-25-1986	H	L	0-38
10-3-1987	H	L	3-56
10-1-1988	A	L	7-35
10-21-1989	H	L	40-43
10-20-1990	A	W	33-31
10-5-1991	H	L	8-29
10-3-1992	A	L	3-17
10-2-1993	H	L	7-24
10-1-1994	A	L	6-34
10-7-1995	H	L	26-39
10-31-1998	A	L	14-17
11-13-1999	H	L	10-31
10-19-2002	A	L	3-49
10-4-2003	H	L	7-53
10-14-2006	A	L	9-34
10-20-2007	H	L	7-17
10-16-2010	A	L	0-52
11-26-2011	A	L	6-26
11-3-2012	H	L	20-35

### Oklahoma State

**Games:** 47  
**Series Record:** 18-26-3  
**Home:** 12-11-1  
**At Jack Trice Stadium:** 7-8-1  
**Away:** 6-15-2

10-9-1926	H	L	0-13
10-29-1960	A	W	13-9
9-23-1961	H	W	14-7
11-3-1962	A	W	34-7
11-2-1963	H	W	33-28
9-26-1964	A	L	14-29
10-30-1965	H	W	14-10
10-29-1966	A	T	14-14
11-18-1967	H	L	14-28
11-16-1968	A	L	17-26
11-22-1969	H	L	0-35
11-21-1970	A	L	27-36
11-20-1971	H	W	54-0
11-25-1972	A	L	14-45
11-24-1973	H	W	28-12
11-23-1974	A	L	12-14
11-22-1975	H	L	7-14
11-20-1976	A	L	21-42
11-19-1977	H	W	21-13
11-11-1978	A	W	28-15
11-24-1979	H	L	10-13
11-22-1980	A	W	23-21
11-21-1981	H	L	7-27
11-20-1982	A	L	13-49
11-19-1983	H	L	7-30
11-17-1984	A	L	10-16
11-23-1985	H	W	15-10
11-22-1986	A	L	14-21
11-21-1987	A	L	27-48
11-19-1988	H	L	28-49
11-18-1989	A	W	31-21
11-17-1990	H	L	17-25
10-26-1991	H	T	6-6
10-24-1992	A	L	21-27
10-23-1993	H	W	20-17
10-22-1994	A	T	31-31
10-28-1995	H	W	38-14
10-19-1996	A	L	27-28
8-30-1997	H	L	14-21
10-14-2000	A	W	33-26
10-20-2001	H	W	28-24
10-2-2004	A	L	7-36
10-22-2005	H	W	37-10
11-1-2008	A	L	17-59
11-7-2009	H	L	8-34

11-18-2011	H	W	37-31 (2OT)
10-20-2012	A	L	10-31

### Omaha Guards

**Games:** 1  
**Series Record:** 1-0-0  
**Away:** 1-0-0  
 10-6-1903 A W 18-0

### Oregon State

**Games:** 1  
**Series Record:** 0-1-0  
**Neutral:** 0-1-0  
 9-22-1962 N L 35-39

### Ottumwa Pre-Flight

**Games:** 1  
**Series Record:** 0-1-0  
**Away:** 0-1-0  
 10-23-1943 A L 12-13

### Pacific

**Games:** 3  
**Series Record:** 2-1-0  
**Home:** 1-1-0  
**At Jack Trice Stadium:** 0-1-0  
**Away:** 1-0-0  
 11-19-1960 A W 14-6  
 9-25-1965 H W 38-13  
 10-6-1979 H L 7-24

### Panora

**Games:** 2  
**Series Record:** 2-0-0  
**Home:** 1-0-0  
**Away:** 1-0-0  
 11-9-1894 H W 66-0  
 9-16-1899 A W 23-0

### Pittsburgh

**Games:** 1  
**Series Record:** 1-0-0  
**Neutral:** 1-0-0  
 12-28-2000 N W 37-29



# IOWA STATE FOOTBALL

## ALL-TIME SERIES RESULTS

### Rice

**Games:** 5  
**Series Record:** 2-3-0  
**Home:** 0-1-0  
**Away:** 2-2-0

12-6-1930	A	L	7-13
9-9-1978	A	W	23-19
9-28-1991	A	W	28-27
9-25-1993	A	L	21-49
9-24-1994	H	L	18-28

### Rush Medical

**Games:** 1  
**Series Record:** 1-0-0  
**Home:** 1-0-0

10-1-1898	H	W	10-0
-----------	---	---	------

### Rutgers

**Games:** 1  
**Series Record:** 0-1-0  
**Neutral:** 0-1-0

12-30-2011	N	L	13-27
------------	---	---	-------

### San Diego State

**Games:** 6  
**Series Record:** 3-3-0  
**Home:** 1-0-0  
**Away:** 2-3-0

11-28-1970	A	W	28-22
11-27-1971	A	W	48-31
12-2-1972	A	L	14-27
12-1-1973	A	L	28-41
9-16-1978	H	W	14-13
10-10-1981	A	L	31-52

### San Jose State

**Games:** 3  
**Series Record:** 3-0-0  
**Home:** 2-0-0  
**At Jack Trice Stadium:** 1-0-0

**Away:** 1-0-0

11-21-1958	A	W	9-6
11-14-1959	H	W	55-0
9-20-1980	H	W	27-6

### Simpson

**Games:** 17  
**Series Record:** 15-1-1  
**Home:** 11-0-1  
**Away:** 4-1-0

10-13-1894	A	W	28-0
10-30-1896	H	W	44-0
10-11-1899	A	W	18-0
10-27-1900	H	T	0-0
11-28-1901	A	L	0-12
11-28-1902	A	W	18-11
11-14-1903	A	W	11-2
10-22-1904	H	W	87-0
10-21-1905	H	W	63-0
10-12-1912	H	W	24-7
10-2-1915	H	W	27-0
9-29-1917	H	W	47-0
9-29-1923	H	W	14-6
9-26-1925	H	W	28-0
10-8-1927	H	W	26-6
9-26-1931	H	W	6-0
9-24-1932	H	W	21-0

### Sioux City

**Games:** 1  
**Series Record:** 1-0-0  
**Away:** 1-0-0

10-12-1895	A	W	6-0
------------	---	---	-----

### South Carolina

**Games:** 1  
**Series Record:** 0-1-0  
**Away:** 0-1-0

9-16-1967	A	L	3-34
-----------	---	---	------

### South Dakota

**Games:** 9  
**Series Record:** 9-0-0  
**Home:** 8-0-0  
**Neutral:** 1-0-0

10-14-1899	N	W	11-6
10-31-1903	H	W	23-0
11-3-1906	H	W	22-0
10-24-1908	H	W	26-0
11-1-1941	H	W	27-0
9-19-1953	H	W	35-0
11-16-1957	H	W	33-0
11-1-1958	H	W	53-0
10-10-1959	H	W	41-6

### South Dakota State

**Games:** 3  
**Series Record:** 3-0-0  
**Home:** 3-0-0  
**At Jack Trice Stadium:** 1-0-0

9-20-1952	H	W	57-19
9-18-1954	H	W	34-6
8-28-2008	H	W	44-17

### State Center

**Games:** 1  
**Series Record:** 0-0-1  
**Away:** 0-0-1

1892	H	T	6-6
------	---	---	-----

### Still

**Games:** 2  
**Series Record:** 2-0-0  
**Home:** 2-0-0

10-5-1901	H	W	23-0
9-28-1902	H	W	35-0

### Syracuse

**Games:** 2  
**Series Record:** 0-1-1  
**Away:** 0-1-1

9-28-1957	A	T	7-7
9-20-1969	A	L	13-14

### Tennessee

**Games:** 1  
**Series Record:** 0-1-0  
**Away:** 0-1-0

9-11-1982	A	L	21-23
-----------	---	---	-------

### Tennessee Tech

**Games:** 1  
**Series Record:** 1-0-0  
**Home:** 1-0-0  
**At Jack Trice Stadium:** 1-0-0

9-7-2002	H	W	58-6
----------	---	---	------

### Texas

**Games:** 10  
**Series Record:** 1-9-0  
**Home:** 0-4-0  
**At Jack Trice Stadium:** 0-4-0

**Away:** 1-5-0

9-22-1979	A	L	9-17
10-3-1998	A	L	33-54
10-30-1999	H	L	41-44
10-26-2002	A	L	10-21
10-18-2003	H	L	19-40
9-23-2006	A	L	14-37
10-13-2007	H	L	3-56
10-23-2010	A	W	28-21
10-1-2011	H	L	14-37
11-10-2012	A	L	7-33

### Texas A&M

**Games:** 11  
**Series Record:** 1-10-0  
**Home:** 0-5-0  
**At Jack Trice Stadium:** 0-5-0

**Away:** 1-4-0  
**Neutral:** 0-1-0

12-20-1978	N	L	12-28
9-22-1984	A	L	17-38
10-12-1996	H	L	21-24
10-11-1997	A	L	17-56
10-21-2000	H	L	7-30
10-27-2001	A	L	21-24
10-9-2004	H	L	3-34
10-29-2005	A	W	42-14
10-25-2008	H	L	35-49
10-31-2009	A	L	10-35
10-22-2011	H	L	17-33

### Texas Christian

**Games:** 4  
**Series Record:** 1-3-0  
**Home:** 0-1-0  
**At Jack Trice Stadium:** 0-1-0

**Away:** 1-1-0  
**Neutral:** 0-1-0

9-9-1995	A	L	10-27
9-5-1998	H	L	21-31
12-31-2005	N	L	24-27
10-6-2012	A	W	37-23

### Texas Tech

**Games:** 11  
**Series Record:** 3-8-0  
**Home:** 2-3-0  
**At Jack Trice Stadium:** 2-3-0

**Away:** 1-5-0

9-23-1967	A	L	0-52
9-14-1974	A	L	3-24
9-26-1998	H	L	24-31
11-6-1999	A	L	16-28
10-12-2002	H	W	31-17
10-11-2003	A	L	21-52
10-21-2006	H	L	26-42
10-6-2007	A	L	17-42
10-2-2010	H	W	52-38
10-29-2011	A	W	41-7
9-29-2012	H	L	13-24

### Toledo

**Games:** 2  
**Series Record:** 1-1-0  
**Home:** 1-0-0  
**At Jack Trice Stadium:** 1-0-0

**Away:** 0-1-0

8-31-2006	H	W	45-43 (3OT)
9-22-2007	A	L	35-36

### Troy

**Games:** 1  
**Series Record:** 1-0-0  
**Home:** 1-0-0  
**At Jack Trice Stadium:** 1-0-0

9-21-2002	H	W	42-12
-----------	---	---	-------

### Tulane

**Games:** 4  
**Series Record:** 3-1-0  
**Home:** 2-0-0  
**At Jack Trice Stadium:** 2-0-0

**Away:** 1-1-0

9-12-1987	A	L	12-25
9-10-1988	H	W	30-13
9-30-1989	A	W	25-24
9-19-1992	H	W	38-14





# IOWA STATE FOOTBALL

## ALL-TIME SERIES RESULTS

### Tulsa

**Games:** 3  
**Series Record:** 2-1-0  
**Home:** 1-0-0  
**At Jack Trice Stadium:** 1-0-0  
**Away:** 1-0-0  
**Neutral:** 0-1-0  
 11-18-1961 A W 27-6  
 9-1-2012 H W 38-23  
 12-31-2012 N L 17-31

### UCLA

**Games:** 2  
**Series Record:** 1-1-0  
**Away:** 1-1-0  
 11-27-1926 A W 20-0  
 9-13-1975 A L 21-39

### UNLV

**Games:** 5  
**Series Record:** 4-1-0  
**Home:** 3-0-0  
**At Jack Trice Stadium:** 3-0-0  
**Away:** 1-1-0  
 9-23-1995 H W 57-30  
 9-18-1999 A W 24-0  
 9-9-2000 H W 37-22  
 9-9-2006 H W 16-10  
 9-20-2008 A L 31-34 (OT)

### Upper Iowa

**Games:** 1  
**Series Record:** 1-0-0  
**Home:** 1-0-0  
 10-12-1935 H W 23-0

### Utah

**Games:** 5  
**Series Record:** 4-1-0  
**Home:** 2-1-0  
**At Jack Trice Stadium:** 2-1-0  
**Away:** 2-0-0  
 10-3-1970 A W 16-13  
 9-23-1972 H W 44-22  
 10-4-1975 A W 31-3  
 10-9-1976 H W 44-14  
 10-9-2010 H L 27-68

### Utah State

**Games:** 1  
**Series Record:** 1-0-0  
**Home:** 1-0-0  
**At Jack Trice Stadium:** 1-0-0  
 9-14-1985 H W 10-3

### Vanderbilt

**Games:** 2  
**Series Record:** 1-1-0  
**Home:** 1-0-0  
**At Jack Trice Stadium:** 1-0-0  
**Away:** 0-1-0  
 9-17-1983 A L 26-29  
 9-21-1985 H W 20-17

### Villanova

**Games:** 2  
**Series Record:** 0-2-0  
**Away:** 0-2-0  
 11-6-1942 A L 7-32  
 11-24-1956 A L 0-26

### Virginia Military

**Games:** 1  
**Series Record:** 1-0-0  
**Home:** 1-0-0  
 9-28-1963 H W 21-6

### Washington

**Games:** 1  
**Series Record:** 0-1-0  
**Away:** 0-1-0  
 9-21-1974 A L 28-31

### Washington (Mo.)

**Games:** 7  
**Series Record:** 6-1-0  
**Home:** 3-0-0  
**Away:** 3-1-0  
 10-18-1913 A W 37-7  
 10-30-1920 H W 24-7  
 10-29-1921 A L 0-2  
 10-28-1922 H W 13-0  
 10-27-1923 A W 54-7  
 10-24-1925 H W 28-13  
 10-4-1926 A W 6-0

### Wayne State

**Games:** 1  
**Series Record:** 1-0-0  
**Home:** 1-0-0  
 9-22-1951 H W 53-21

### West Texas A&M

**Games:** 2  
**Series Record:** 2-0-0  
**Home:** 2-0-0  
**At Jack Trice Stadium:** 2-0-0  
 9-12-1981 H W 17-13  
 9-29-1984 H W 14-0

### West Virginia

**Games:** 1  
**Series Record:** 0-1-0  
**Home:** 0-1-0  
**At Jack Trice Stadium:** 0-1-0  
 11-23-2012 H L 24-31

### Western Illinois

**Games:** 1  
**Series Record:** 1-0-0  
**Home:** 1-0-0  
**At Jack Trice Stadium:** 1-0-0  
 9-15-2012 H W 37-3

### Western Michigan

**Games:** 2  
**Series Record:** 1-1-0  
**Home:** 1-1-0  
**At Jack Trice Stadium:** 1-1-0  
 9-29-1990 H W 34-20  
 9-17-1994 H L 19-23

### Wichita State

**Games:** 2  
**Series Record:** 2-0-0  
**Home:** 2-0-0  
**At Jack Trice Stadium:** 2-0-0  
 9-10-1977 H W 35-9  
 9-27-1986 H W 36-14

### William Penn

**Games:** 2  
**Series Record:** 2-0-0  
**Home:** 1-0-0  
**Away:** 1-0-0  
 9-29-1900 H W 16-0  
 11-22-1902 A W 44-0

### Wisconsin

**Games:** 7  
**Series Record:** 0-7-0  
**Away:** 0-7-0  
 9-30-1895 A L 6-12  
 11-9-1901 A L 0-45  
 10-4-1924 A L 0-17  
 10-3-1925 A L 0-30  
 9-17-1966 A L 10-20  
 9-21-1991 A L 6-7  
 9-18-1993 A L 7-28

### Wyoming

**Games:** 4  
**Series Record:** 1-3-0  
**Home:** 1-1-0  
**At Jack Trice Stadium:** 1-1-0  
**Away:** 0-2-0  
 10-4-1986 H W 21-10  
 9-26-1987 A L 17-34  
 9-7-1996 H L 38-41 (OT)  
 9-6-1997 A L 10-56



# IOWA STATE FOOTBALL

## RECORDS VS. ALL CONFERENCES

Big 12	Won	Lost	Tied
Baylor	6	5	0
Kansas	37	49	6
Kansas State	49	43	4
Oklahoma	5	70	2
Oklahoma State	18	26	3
Texas	1	9	0
Texas Christian	1	3	0
Texas Tech	3	8	0
West Virginia	0	1	0
<b>Totals</b>	<b>120</b>	<b>214</b>	<b>15</b>

ACC	Won	Lost	Tied
Boston College	0	1	0
Florida State	1	1	0
Georgia Tech	0	1	0
North Carolina State	0	1	0
Pittsburgh	1	0	0
Syracuse	0	1	1
<b>Totals</b>	<b>2</b>	<b>5</b>	<b>1</b>

American Athletic	Won	Lost	Tied
Connecticut	1	1	0
Rutgers	0	1	0
<b>Totals</b>	<b>1</b>	<b>2</b>	<b>0</b>

Big Ten	Won	Lost	Tied
Illinois	1	3	2
Iowa	21	39	0
Michigan State	0	2	0
Minnesota	3	22	1
Nebraska	18	85	2
Northwestern	1	7	0
Wisconsin	0	7	0
<b>Totals</b>	<b>44</b>	<b>165</b>	<b>5</b>

Conference USA	Won	Lost	Tied
Rice	2	3	0
Tulane	3	1	0
Tulsa	2	1	0
<b>Totals</b>	<b>7</b>	<b>5</b>	<b>0</b>

Mid-American	Won	Lost	Tied
Ball State	1	0	0
Bowling Green	2	0	0
Buffalo	1	0	0
Kent State	6	1	0
Miami University (Ohio)	1	0	0
Northern Illinois	3	1	0
Ohio	7	0	0
Toledo	1	1	0
Western Michigan	1	1	0
<b>Totals</b>	<b>23</b>	<b>4</b>	<b>0</b>

Mountain West	Won	Lost	Tied
Air Force	2	0	0
Boise State	0	1	0
Colorado State	4	1	0
New Mexico	5	1	0
San Diego State	3	3	0
San Jose State	3	0	0
UNLV	4	1	0
Utah State	1	0	0
Wyoming	1	3	0
<b>Totals</b>	<b>23</b>	<b>10</b>	<b>0</b>

Pacific 12	Won	Lost	Tied
Arizona	1	4	1
California	0	1	0
Colorado	15	49	1
Oregon State	0	1	0
UCLA	1	1	0
Utah	4	1	0
Washington	0	1	0
<b>Totals</b>	<b>21</b>	<b>58</b>	<b>2</b>

Southeastern	Won	Lost	Tied
Alabama	0	1	0
Arkansas	0	1	0
Louisiana State	0	1	0
Missouri	34	61	9
South Carolina	0	1	0
Tennessee	0	1	0
Texas A&M	1	10	0
Vanderbilt	1	1	0
<b>Totals</b>	<b>36</b>	<b>77</b>	<b>9</b>

Sun Belt	Won	Lost	Tied
Louisiana-Monroe	1	0	0
Troy	1	0	0
<b>Totals</b>	<b>2</b>	<b>0</b>	<b>0</b>

Independents	Won	Lost	Tied
Army	2	1	0
Brighton Young	4	0	0
Idaho	2	0	0
New Mexico State	0	1	0
<b>Totals</b>	<b>8</b>	<b>2</b>	<b>0</b>

Big South	Won	Lost	Tied
Virginia Military	1	0	0
<b>Totals</b>	<b>1</b>	<b>0</b>	<b>0</b>

Colonial	Won	Lost	Tied
Villanova	0	2	0
<b>Totals</b>	<b>0</b>	<b>2</b>	<b>0</b>

Missouri Valley	Won	Lost	Tied
Illinois State	1	0	0
Indiana State	2	0	0
North Dakota State	1	0	0
Northern Iowa	20	4	3
South Dakota	9	0	0
South Dakota State	3	0	0
Western Illinois	1	0	0
<b>Totals</b>	<b>37</b>	<b>4</b>	<b>3</b>

Ohio Valley	Won	Lost	Tied
Eastern Illinois	1	0	0
Tennessee Tech	1	0	0
<b>Totals</b>	<b>2</b>	<b>0</b>	<b>0</b>

Pioneer	Won	Lost	Tied
Dayton	1	0	0
Drake	48	17	4
<b>Totals</b>	<b>49</b>	<b>17</b>	<b>4</b>

Iowa Colleges	Won	Lost	Tied
Central	1	0	0
Coe	16	2	0
Cornell	14	3	1
Dubuque	1	0	0
Grinnell	20	10	3
Luther	3	0	0
Morningside	8	1	0
Simpson	15	1	1
Upper Iowa	1	0	0
William Penn	2	0	0
<b>Totals</b>	<b>81</b>	<b>17</b>	<b>5</b>

Others	Won	Lost	Tied
Central Oklahoma	0	1	0
Creighton	1	0	0
Denver	7	3	0
Detroit	1	1	0
Doane	1	0	0
Gust. Adolphus	1	0	0
Loyola (La.)	0	1	0
Marquette	2	8	1
Neb. Wesleyan	1	0	0
Pacific	2	1	0
Washington U. (Mo.)	6	1	0
Wayne State	1	0	0
West Texas State	2	0	0
Wichita State	2	0	0
<b>Totals</b>	<b>27</b>	<b>16</b>	<b>1</b>

Misc. Opponents	Won	Lost	Tied
Butte Athletic Club	0	1	0
Camp Dodge	0	1	0
Des Moines U	4	0	0
Des Moines Y	4	0	0
Eldora	1	0	0
Ellsworth	1	0	0
Ft. Dodge	1	0	0
Highland Park	2	0	0
Iowa Falls	1	0	0
Iowa Pre-Flight	0	1	0
Omaha Guards	1	0	0
Ottumwa NAS	0	1	0
Panora	2	0	0
Rush Medical	1	0	0
Sioux City	1	0	0
State Center	0	0	1
Still College	2	0	0
<b>Totals</b>	<b>21</b>	<b>4</b>	<b>1</b>



## INDIVIDUAL RECORDS

### Rushing

#### Rushing Attempts

Game: 53, Troy Davis (241 yards), Northern Iowa, 1996  
Season: 402, Troy Davis (2,185 yards), 1996  
Career: 823, Darren Davis (3,763 yards), 1996-99

#### Net Rushing Yards

Game: 378, Troy Davis (41 carries), Missouri, 1996  
Season: 2,185, Troy Davis (402 carries), 1996  
Career: 4,382, Troy Davis (782 carries), 1994-96

#### Highest Average Per Carry

Game: 23.8, Max Burkett, South Dakota State, 1954  
Season: 7.1, Mickey Fitzgerald, 1959  
Career: 6.1, Rocky Gillis, 1978-82

#### Most Touchdowns Rushing

Game: 5, Troy Davis, UNLV, 1995 and Northern Iowa, 1996  
Season: 21, Troy Davis, 1996  
Career: 36, Troy Davis, 1994-96

#### Most 100-yard Rushing Games

Season: 11, Troy Davis, 1996  
Career: 21, Troy Davis, 1994-96

#### Most 200-yard Rushing Games

Season: 5, Troy Davis, 1996  
Career: 9, Troy Davis, 1994-96

#### Most Consecutive 100-yard Rushing Games

17, Troy Davis, 1995-96

### Passing

#### Most Attempts

Game: 62, Todd Bandhauer (30 completions), Texas, 1998  
Season: 443, Seneca Wallace (244 completions), 2002  
Career: 891, Alex Espinoza (454 completions), 1984-86

#### Most Completions

Game: 36, Austen Arnaud (45 attempts), Missouri, 2008;  
Steele Jantz (52 attempts), Baylor, 2012  
Season: 247, Austen Arnaud (401 attempts), 2008  
Career: 820, Bret Meyer (1414 attempts), 2004-07

#### Highest Completion Percentage

Game: .917, Seneca Wallace (22-24), Baylor, 2001  
Season: .621, Seneca Wallace (167-269), 2001  
Career: .597, Austen Arnaud (616-1031), 2007-2010

#### Most Yards

Game: 440, Austen Arnaud (45 attempts), Kansas State, 2008  
Season: 3,245, Seneca Wallace (443 attempts), 2002  
Career: 9,499, Bret Meyer (1414 attempts), 2004-07

#### Most Touchdown Passes

Game: 5, Todd Bandhauer, Texas, 1998; Steele Jantz, Baylor, 2012  
Season: 20, Todd Bandhauer, 1997  
Career: 50, Bret Meyer, 2004-07

#### Most Interceptions

Game: 6, Bret Oberg, Colorado, 1988  
Season: 22, George Amundson, 1972  
Career: 41, Bret Meyer, 2004-07

#### Lowest Interception Percentage

Season: .025, Austen Arnaud, 2008  
Career: .029, Bret Meyer, 2004-07

#### Most Consecutive Passes Attempted Without an Interception

Season: 155, Bret Meyer, 2005

#### Most Consecutive Games Throwing TD Pass

10, Todd Bandhauer, 1997 (games 1-10); David Archer, 1983 (games 2-11)



Troy Davis (1994-96) rushed for a school-record 378 yards and four TDs on 41 carries to lead Iowa State to a 45-31 win over Missouri on Sept. 28, 1996. The 378 yards ranks fourth in NCAA FBS history.

### Receiving

#### Most Receptions

Game: 16, Tracy Henderson (165 yards), Kansas State, 1983  
Season: 81, Tracy Henderson (1,051 yards), 1983  
Career: 176, Todd Blythe (3,096 yards), 2004-07

#### Most Yards Receiving

Game: 217, Tracy Henderson (11 receptions), Texas A&M, 1984  
Season: 1,073, Lane Danielsen (63 receptions), 2002  
Career: 3,096, Todd Blythe (176 receptions), 2004-07

#### Most Touchdown Receptions

Game: 4, Todd Blythe, 2005  
Season: 9, Todd Blythe, 2004; Todd Blythe, 2005  
Career: 31, Todd Blythe, 2004-07

#### Highest Average Yards Per Catch (Minimum 1.5 catches per game)

Game: 65.0, James Brooks (2 catches), Northern Illinois, 1993  
Season: 22.4, Eddie Brown (18 catches, 11 games), 1988  
Career: 18.5, Luther Blue (69 catches), 1974-76

#### Most 100-yard Receiving Games

Season: 5, Tracy Henderson, 1983  
Career: 8, Tracy Henderson, 1983-84; Lane Danielsen, 2000-03; Todd Blythe, 2004-07

#### Most Consecutive 100-yard Receiving Games

3, Tracy Henderson, 1983 and 1984; Jim Doran, 1950

### Total Offense

#### Most Plays

Game: 72, Jared Barnett, Oklahoma State, 2011  
Season: 566, Seneca Wallace, 2002  
Career: 1,923, Bret Meyer, 2004-07

#### Most Yards

Game: 493, Seneca Wallace, Missouri, 2002; Austen Arnaud, Kansas State, 2008  
Season: 3,682, Seneca Wallace, 2002  
Career: 10,422, Bret Meyer, 2004-07

#### Most TD Responsible (Rush-Pass)

Game: 6, Bret Oberg, Oklahoma, 1989  
Season: 23, Seneca Wallace, 2002  
Career: 62, Bret Meyer, 2004-07

#### Most All-Purpose Yards

Game: 374, Troy Davis, Missouri, 1996  
Season: 2,466, Troy Davis, 1995  
Career: 5,177, Troy Davis, 1994-96



## INDIVIDUAL RECORDS

### Punting

#### Most Punts

Game: 18, George Hess (601 yards), Marquette, 1951  
Season: 85, Jim Thompson (3,157 yards), 1984  
Career: 268, Rich Miller (10,022 yards), 1978-81

#### Most Yards

Game: 601, George Hess (18 punts), Marquette, 1951  
Season: 3,422, Rick Frank (81 punts), 1986  
Career: 10,022, Rich Miller (268 punts), 1978-81

#### Highest Average

Game: 58.5, Rick Blabolil (2 punts), Oklahoma State, 1977  
Season: 45.7, Marc Harris (47 punts), 1996  
Career: 43.0, Marc Harris (171 punts), 1993-96

### Punt Returns

#### Most Punt Returns

Game: 9, Don Ferguson (112 yards), Kansas State, 1947  
Season: 41, Tom Buck (240 yards), 1977  
Career: 74, Don Ferguson (811 yards), 1947-49

#### Most Yards

Game: 137, James McMillion (5 returns), Tulane, 1992  
Season: 435, James McMillion (23 returns), 1992  
Career: 843, James McMillion (53 returns), 1991-93

#### Punts Returned for Touchdowns

Game: 1 by 11 players (done 39 times,  
last: Josh Lenz vs. Kansas, 2010)  
Season: 3, James McMillion, 1992  
Career: 3, James McMillion, 1991-93

#### Highest Average

Game: 39.0, Ryan Baum (1 return), Toledo, 2006  
Season: 18.9, James McMillion, 1992  
Career: 15.9, James McMillion, 1991-93

### Kickoff Returns

#### Most Kickoff Returns

Game: 10, Tyrone Watley (248 yards), Nebraska, 1997  
Season: 41, Leonard Johnson (1,081 yards), 2008  
Career: 62, Jeff Allen (1,529 yards), 1968-70

#### Most Yards

Game: 319, Leonard Johnson (9 returns), Oklahoma State,  
2008 (NCAA Record)  
Season: 1,081, Leonard Johnson (41 returns), 2008  
Career: 1,529, Jeff Allen (62 returns), 1968-70

#### Highest Average

Season: 32.8, Luther Blue, 1974  
Career: 26.5, Luther Blue, 1974-76

### Interceptions

#### Most Interceptions

Game: 4, Barry Hill, Kansas, 1974; Everett Kischer, Northwestern, 1937  
Season: 9, Barry Hill, 1974  
Career: 21, Barry Hill, 1972-74

#### Most Return Yards

Game: 123, Larry Carwell, Kansas, 1966  
Season: 152, Dick Howard, 1945  
Career: 265, A.J. Klein, 2009-12

### Tackles

#### Most Tackles in a Game

Interior Lineman: 23, Chris Boskey, Nebraska, 1978  
Linebacker: 27, Chris Moore, Oklahoma, 1986  
Defensive Back: 28, Brian Refner, Nebraska, 1985

#### Most Tackles in a Season

Interior Lineman: 131, Chris Boskey, 1978  
Linebacker: 168, Chris Washington, 1981  
Defensive Back: 135, Jeff Dole, 1988

#### Most Tackles in a Career

Interior Lineman: 352, Larry Hunt (NG-LB), 1971-73;  
335, Shamus McDonough (DT), 1979-82  
Linebacker: 457, Chris Washington, 1980-83  
Defensive Back: 334, Mark DouBrava, 1989-92

### Scoring

#### Most Points Scored (excluding kickers)

Game: 30, Troy Davis, TB, Northern Iowa, 1996; Troy Davis, TB,  
UNLV, 1995; Joe Henderson, TB, Kansas, 1988  
Season: 126, Troy Davis, TB, 1996  
Career: 228, Troy Davis, 1994-96; Dexter Green, 1975-78

#### Most Points Scored by Kickers

Game: 15, Edwin Arceo, Kansas, 2012; Bret Culbertson, Iowa,  
2007; Alex Giffords, Colorado State, 1980; Jeff Shudak,  
Missouri, 1990  
Season: 97, Adam Benike, 2002  
Career: 266, Jeff Shudak, 1987-90

#### Most Touchdowns Scored

Game: 5, Troy Davis, TB, Northern Iowa, 1996; Troy Davis, TB,  
UNLV, 1995; Joe Henderson, TB, Kansas, 1988; Archie  
Scott, FB, Simpson, 1904  
Season: 21, Troy Davis, 1996  
Career: 38, Troy Davis, 1994-96; Dexter Green, 1975-78

#### Most Consecutive Games Scoring a Touchdown

10, Troy Davis, final game 1995 through ninth game 1996

#### Most Field Goals

Game: 5, Bret Culbertson, Iowa, 2007; Jeff Shudak, Missouri, 1990  
Season: 20, Jeff Shudak, 1987  
Career: 58, Jeff Shudak, 1987-90

#### Most Consecutive Games Kicked Field Goals

14, Grant Mahoney, final five games of 2008 through ninth game 2009

#### Most Extra Points

Game: 9, Alex Giffords, Colorado State, 1980  
Season: 46, Adam Benike, 2002  
Career: 106, Jamie Kohl, 1995-98

#### Most Consecutive Extra Points Made

100, Bret Culbertson, 2004-07

*\* Statistics from bowl games before 2002 are not included in school records, per NCAA policy*





# IOWA STATE FOOTBALL

## INDIVIDUAL SINGLE-GAME RECORDS

### Rushing Yards

1.	Troy Davis, Missouri, 1996	378
2.	Troy Davis, UNLV, 1995	302
3.	Troy Davis, Ohio, 1995	291
4.	Dave Hoppmann, Kansas State, 1961	271
5.	Darren Davis, Kansas, 1997	261
6.	Homer Hubbard, Drake, 1908	252
7.	Darren Davis, Baylor, 1997	247
8.	Darren Davis, Iowa, 1998	244
9.	Harold Brown, Kent State, 1982	242
10.	Ennis Haywood, Baylor, 2000	241
	Troy Davis, Northern Iowa, 1996	241

### Rushing Attempts

1.	Troy Davis, Northern Iowa, 1996	53
2.	Troy Davis, Kansas State, 1996	48
3.	Dwayne Crutchfield, Colorado, 1981	47
4.	Darren Davis, Kansas, 1998	43
	Dwayne Crutchfield, Oklahoma, 1981	43
6.	Darren Davis, Kansas, 1997	42
7.	Troy Davis, Missouri, 1996	41
	Troy Davis, Kansas State, 1995	41
9.	Troy Davis, Ohio, 1995	40
	Blaise Bryant, Kansas State, 1990	40
	Mike Strachan, Colorado, 1973	40
	Blaise Bryant, Missouri, 1989	40
	Joe Henderson, Kansas State, 1988	40



Austen Arnaud passed for a school record 440 yards at Kansas State in 2008.

### Passing Yards

1.	Austen Arnaud, Kansas St., 2008	440
2.	Todd Bandhauer, Texas, 1998	437
3.	Seneca Wallace, Missouri, 2002	425
4.	Bret Oberg, Oklahoma, 1989	411
5.	Steele Jantz, Baylor, 2012	381
6.	Jared Barnett, Oklahoma State, 2011	376
7.	Todd Bandhauer, Iowa, 1997	375
8.	Austen Arnaud, Texas A&M, 2008	371
	Bret Meyer, Texas A&M, 2005	371
10.	Seneca Wallace, Iowa, 2002	361

### Pass Completions

1.	Steele Jantz, Baylor, 2012	36
	Austen Arnaud, Missouri, 2008	36
3.	Bret Meyer, Missouri, 2007	33
4.	Steele Jantz, Tulsa, 2012	32
5.	Jared Barnett, Oklahoma State, 2011	31
	Austen Arnaud, Kansas State, 2008	31
	Seneca Wallace, Missouri, 2002	31
8.	Bret Meyer, Illinois State, 2005	30
	Seneca Wallace, Texas A&M, 2001	30
	Todd Bandhauer, Texas, 1998	30

### Pass Attempts

1.	Todd Bandhauer, Texas, 1998	62
2.	Jared Barnett, Oklahoma State, 2011	58
3.	Austen Arnaud, Missouri, 2008	54
4.	Steele Jantz, Baylor, 2012	52
5.	Steele Jantz, Texas, 2011	51
	Bret Meyer, Nebraska, 2007	51
	Todd Bandhauer, Iowa, 1997	51
8.	Bret Meyer, Missouri, 2007	48
	Bret Oberg, Oklahoma, 1989	48
10.	Seneca Wallace, Missouri, 2002	47
	Alex Espinoza, Missouri, 1985	47
	Alex Espinoza, Drake, 1984	47
	David Archer, Missouri, 1983	47
	David Archer, Kansas, 1983	47



Darren Davis owns three of the top eight single-game rushing marks in ISU history.

### Receptions

1.	Tracy Henderson, Kansas State, 1983	16
2.	Steve Lester, Oklahoma, 1989	13
	Tom Busch, Kansas, 1967	13
4.	Tracy Henderson, Missouri, 1983	12
5.	Collin Franklin, Colorado, 2010	11
	J.J. Moses, Nebraska, 2000	11
	Tracy Henderson, Texas A&M, 1984	11
	Jason Jacobs, Nebraska, 1983	11
	Eppie Barney, Arizona, 1966	11
10.	R.J. Sumrall, Kansas, 2008	10
	Damien Groce, Texas, 1998	10
	Damien Groce, Texas Tech, 1998	10
	Steve Lester, Missouri, 1989	10
	Tracy Henderson, Drake, 1984	10
	Tracy Henderson, Nebraska, 1983	10
	Tracy Henderson, Kansas, 1983	10

### Receiving Yards


1.	Tracy Henderson, Texas A&M, 1984	217
2.	Todd Blythe, Texas A&M, 2005	214
3.	Steve Lester, Oklahoma, 1989	203
	Jim Doran, Oklahoma, 1949	203
5.	Lane Danielsen, Texas Tech, 2003	192
6.	Todd Blythe, Nebraska, 2004	188
7.	Darius Reynolds, Baylor, 2011	178
8.	Tracy Henderson, Iowa, 1984	175
	Eppie Barney, Arizona, 1966	175
10.	Dennis Ross, Northern Iowa, 1987	174

### Total Offense

1.	Austen Arnaud, Kansas State, 2008	493
	Seneca Wallace, Missouri, 2002	493
3.	Jared Barnett, Oklahoma State, 2011	460
4.	Bret Oberg, Oklahoma, 1989	449
5.	Austen Arnaud, Texas A&M, 2008	438
6.	Steele Jantz, Baylor, 2012	435
7.	Todd Bandhauer, Texas, 1998	427
8.	Seneca Wallace, Iowa, 2002	391
9.	Bret Meyer, Texas A&M, 2005	385
10.	Bret Meyer, Nebraska, 2004	381

### All-Purpose Yards

1.	Troy Davis, Missouri, 1996	374
2.	Tyrone Watley, Nebraska, 1997	324
3.	Leonard Johnson, Okla. St., 2008	319
4.	Troy Davis, Ohio, 1995	318
5.	Tyrone Watley, Minnesota, 1997	316
6.	Troy Davis, UNLV, 1995	302
7.	Darren Davis, Ball State, 1998	291
8.	Dave Hoppmann, Kansas State, 1961	287
9.	Troy Davis, Kansas State, 1995	285
10.	Ennis Haywood, Baylor, 2000	284



Tracy Henderson had 11 catches for 217 yards in a 1984 game against Texas A&M. The yardage total still stands as a school record 29 years later.





## INDIVIDUAL BOWL GAME RECORDS

### Offense

#### Rushing Attempts

ISU: 29 by Dexter Green vs. N.C. State, 1977 Peach Bowl  
Opp: 34 by Curtis Dickey, Texas A&M, 1978 Hall of Fame Bowl

#### Rushing Yards

ISU: 172 by Dexter Green vs. N.C. State, 1977 Peach Bowl  
Opp: 276 by Curtis Dickey, Texas A&M, 1978 Hall of Fame Bowl

#### Rushing Touchdowns

ISU: 1, 11 times  
(Most recent: Jeff Woody vs. Rutgers, 2011 Pinstripe Bowl)  
Opp: 3, twice  
(Most recent: Alex Singleton vs. Tulsa, 2012 Liberty Bowl)

#### Longest Rush

ISU: 43 by Ennis Haywood vs. Alabama, 2001 Independence Bowl  
Opp: 54 by Curtis Dickey, Texas A&M, 1978 Hall of Fame Bowl

#### Pass Attempts

ISU: 42 by Seneca Wallace vs. Alabama, 2001 Independence Bowl  
Opp: 44 by Josh Betts, Miami University, 2004 Independence Bowl

#### Pass Completions

ISU: 25 by Seneca Wallace vs. Alabama, 2001 Independence Bowl  
Opp: 21 by Jeff Ballard, TCU, 2005 EV1.net Bowl

#### Passing Yards

ISU: 308 by Sage Rosenfels vs. Pittsburgh, 2000 Insight.com Bowl  
Opp: 347 by John Turman, Pittsburgh, 2000 Insight.com Bowl

#### Passing Touchdowns

ISU: 3 by Bret Meyer vs. TCU, 2005 EV1.net Bowl  
Opp: 3 by Jim Stevens, Georgia Tech, 1972 Liberty Bowl

#### Pass Interceptions Thrown

ISU: 2, Six times  
(Most recent: Steele Jantz vs. Rutgers, 2011 Pinstripe Bowl)  
Opp: 1, Eight times  
(Most recent: Cody Green, Tulsa, 2012 Liberty Bowl)

#### Receptions

ISU: 7 by Craig Campbell vs. Alabama, 2001 Independence Bowl  
Opp: 7, Three times  
(Most recent: Da'Jon McKnight, Minnesota, 2009 Insight Bowl)

#### Receiving Yards

ISU: 109 by Craig Campbell vs. Alabama, 2001 Independence Bowl  
Opp: 165 by Andy Hamilton, LSU, 1971 Sun Bowl

#### Receiving Touchdowns

ISU: 2 by Todd Blythe vs. TCU, 2005 EV1.net Bowl;  
Chris Anthony vs. Pittsburgh, 2000 Insight.com Bowl;  
Ike Harris vs. Georgia Tech, 1972 Liberty Bowl  
Opp: 2 by Antonio Bryant, Pittsburgh, 2000 Insight.com Bowl

#### Longest Reception

ISU: 69\* by Ernst Brun vs. Tulsa, 2012 Liberty Bowl  
Opp: 86\* by Brandon Coleman, Rutgers, 2011 Pinstripe Bowl

#### Total Offense

ISU: 299 by Sage Rosenfels vs. Pittsburgh, 2000 Insight.com Bowl  
Opp: 364 by John Turman, Pittsburgh, 2000 Insight.com Bowl

#### Points Scored

ISU: 12 by Todd Blythe vs. TCU, 2005 EV1.net Bowl;  
Chris Anthony vs. Pittsburgh, 2000 Insight.com Bowl  
Ike Harris vs. Georgia Tech, 1972 Liberty Bowl  
Opp: 18, twice  
(Most recent: Alex Singleton vs. Tulsa, 2012 Liberty Bowl)

### Defense

#### Total Tackles

ISU: 19 by A.J. Klein vs. Tulsa, 2012 Liberty Bowl  
Opp: 15 by Kim Royston, Minnesota, 2009 Insight Bowl;  
Ramon Walker, Pittsburgh, 2000 Insight.com Bowl

#### Tackles For Loss (Since 1977)

ISU: 5 by Jason Berryman vs. TCU, 2005 EV1.net Bowl  
Opp: 4 by Chase Ortiz, TCU, 2005 EV1.net Bowl

#### Sacks (Since 2000)

ISU: 5 by Jason Berryman vs. TCU, 2005 EV1.net Bowl  
Opp: 3 by Chase Ortiz, TCU, 2005 EV1.net Bowl

#### Fumbles Forced

ISU: 1, Seven times  
(Most recent: Jake Knott vs. Rutgers, 2011 Pinstripe Bowl)  
Opp: 1, Six times  
(Most recent: Shawn Jackson, Tulsa, 2012 Liberty Bowl)

#### Fumbles Recovered

ISU: 2 by Nik Moser vs. TCU, 2005 EV1.net Bowl  
Opp: 2 by Lloyd Frye, LSU, 1971 Sun Bowl

#### Interceptions By

ISU: 1, eight Times  
(Most recent: Jeremy Reeves vs. Tulsa, 2012 Liberty Bowl\*)  
Opp: 2-0 by Kyle Theret, Minnesota, 2009 Insight Bowl

### Special Teams

#### Punt Returns

ISU: 4 by Todd Miller vs. Boise State, 2002 Humanitarian Bowl  
Opp: 5 by Tim Gilligan, Boise State, 2002 Humanitarian Bowl

#### Punt Return Yards

ISU: 72 by JaMaine Billups vs. Pittsburgh, 2000 Insight.com Bowl  
Opp: 76 by Cory Rodgers, TCU, 2005 EV1.net Bowl

#### Longest Punt Return

ISU: 72\* by JaMaine Billups vs. Pittsburgh, 2000 Insight.com Bowl  
Opp: 44 by Ryne Robinson, Miami University, 2004 Independence Bowl

#### Kickoff Returns

ISU: 5 by Willie Jones vs. Georgia Tech, 1972 Liberty Bowl  
Opp: 6 by Torrie Cox, Pittsburgh, 2000 Insight.com Bowl

#### Kickoff Return Yards

ISU: 166 by Willie Jones vs. Georgia Tech, 1972 Liberty Bowl  
Opp: 92 by Torrie Cox, Pittsburgh, 2000 Insight.com Bowl

#### Longest Kickoff Return

ISU: 93\* by Willie Jones vs. Georgia Tech, 1972 Liberty Bowl  
Opp: 46 by Brock Forsey, Boise State, 2002 Humanitarian Bowl

#### Punts

ISU: 9 by Doug Keown vs. LSU, 1971 Sun Bowl  
Opp: 8, three times  
(Most recent: Cole Way vs. Tulsa, 2012 Liberty Bowl)

#### Punt Yards

ISU: 337 by Troy Blankenship vs. TCU, 2005 EV1.net Bowl  
Opp: 363 by Mike Wafzig, Miami University, 2004 Independence Bowl

#### Punt Average

ISU: 47.3 by Tony Yelk vs. Alabama, 2001 Independence Bowl  
Opp: 49.7 by Justin Doerner, Rutgers, 2011 Pinstripe Bowl

#### Field Goals Made

ISU: 2, Two times  
(Most recent: Zach Guyer vs. Rutgers, 2011 Pinstripe Bowl)  
Opp: 2, 3 times  
(Most recent: San San Te vs. Rutgers, 2011 Pinstripe Bowl)

#### Field Goals Attempted

ISU: 5 by Tony Yelk vs. Alabama, 2001 Independence Bowl  
Opp: 3 by San San Te, Rutgers, 2011 Pinstripe Bowl

#### Longest Field Goal

ISU: 46 by Zach Guyer vs. Rutgers, 2011 Pinstripe Bowl  
Opp: 44 by Peter Lococo, TCU, 2005 EV1.net Bowl

#### Blocked Kicks

ISU: 1 by Anthony Forrest vs. Boise State, 2002 Humanitarian Bowl;  
Tim Dobbins vs. Miami University, 2004 Independence Bowl  
Opp: 1, Three times  
(Most recent: Justin Francis vs. Rutgers, 2011 Pinstripe Bowl)  
\*Touchdown



## TEAM BOWL GAME RECORDS

### Offense

#### Most Points Scored

ISU: 37 vs. Pittsburgh, 2000 Insight.com Bowl  
Opp: 34, Boise State, 2002 Humanitarian Bowl

#### Most Points Scored, Quarter

ISU: 20 vs. Pittsburgh (2Q), 2000 Insight.com Bowl  
Opp: 14, twice  
(Most recent: Tulsa (2Q), 2012 Liberty Bowl)

#### Most Points Scored, Half

ISU: 27 vs. Pittsburgh (1H), 2000 Insight.com Bowl  
Opp: 27, two times  
(Most recent: Boise State, 2002 Humanitarian Bowl)

#### Rushing Attempts

ISU: 59 vs. Miami University, 2004 Independence Bowl  
Opp: 60, Tulsa, 2012 Liberty Bowl

#### Rushing Yards

ISU: 295 vs. Miami University, 2004 Independence Bowl  
Opp: 322, Texas A&M, 1978 Hall of Fame Bowl

#### Rushing Touchdowns

ISU: 2, twice  
(Most recent: Miami University, 2004 Independence Bowl)  
Opp: 4, twice  
(Most recent: Tulsa, 2012 Liberty Bowl)

#### Pass Attempts

ISU: 42, twice  
(Most recent: Boise State, 2002 Humanitarian Bowl)  
Opp: 44, Miami University, 2004 Independence Bowl

#### Pass Completions

ISU: 25 vs. Alabama, 2001 Independence Bowl  
Opp: 21, TCU, 2005 EV1.net Bowl

#### Passing Yards

ISU: 308 vs. Pittsburgh, 2000 Insight.com Bowl  
Opp: 347, Pittsburgh, 2000 Insight.com Bowl

#### Passing Touchdowns

ISU: 3 vs. TCU, 2005 EV1.net Bowl  
Opp: 3, twice  
(Most recent: Georgia Tech, 1972 Liberty Bowl)

#### First Downs

ISU: 27 vs. N.C. State, 1977 Peach Bowl  
Opp: 23, twice  
(Most recent: Tulsa, 2012 Liberty Bowl)

#### Total Offense

ISU: 456 vs. Alabama, 2001 Independence Bowl  
Opp: 491, Pittsburgh, 2000 Insight.com Bowl

### Special Teams

#### Punts

ISU: 9 vs. LSU, 1971 Sun Bowl  
Opp: 8, twice  
(Most recent: Tulsa, 2012 Liberty Bowl)

#### Punt Average

ISU: 42.7 vs. Boise State, 2002 Humanitarian Bowl;  
vs. N.C. State, 1977 Peach Bowl  
Opp: 49.7, Rutgers, 2011 Insight Bowl

### Defense

#### Fewest Points Allowed

ISU: 13 vs. Minnesota, 2009 Insight Bowl;  
vs. Miami University, 2004 Independence Bowl  
Opp: 12, Texas A&M, 1978 Hall of Fame Bowl

#### Sacks (Since 2000)

ISU: 6 vs. TCU, 2005 EV1.net Bowl  
Opp: 5, twice  
(Most recent: Tulsa, 2012 Liberty Bowl)

#### Fumbles Forced

ISU: 5 vs. Georgia Tech, 1972 Liberty Bowl  
Opp: 5, LSU, 1971 Sun Bowl

#### Fumbles Recovered

ISU: 2, three times  
(Most recent: vs. TCU, 2005 EV1.net Bowl)  
Opp: 4, LSU, 1971 EV1.net Bowl

#### Interceptions By

ISU: 1, eight times  
(Most recent: Tulsa, 2012 Liberty Bowl)  
Opp: 2, seven times  
(Most recent: Tulsa, 2012 Liberty Bowl)

### Miscellaneous

#### Attendance

1.	2012 Liberty Bowl vs. Tulsa	53,587
2.	1972 Liberty Bowl vs. Georgia Tech	50,201
3.	2001 Independence Bowl vs. Alabama	45,627
4.	2009 Insight Bowl vs. Minnesota	45,090
5.	2004 Independence Bowl vs. Miami University	43,000
6.	2000 Insight.com Bowl vs. Pittsburgh	41,813
7.	1978 Hall of Fame Bowl vs. Texas A&M	41,150
8.	2011 Pinstripe Bowl vs. Rutgers	38,328
9.	2005 Houston Bowl vs. TCU	37,286
10.	1977 Peach Bowl vs. N.C. State	36,733
11.	1971 Sun Bowl vs. LSU	33,530
12.	2002 Humanitarian Bowl vs. Boise State	30,446



*Sage Rosenfels connected on 23-of-34 passes for 308 yards as Iowa State scored a bowl record 37 points in the 2000 Insight.com Bowl win over Pittsburgh. Rosenfels was named the offensive player of the game.*



# IOWA STATE FOOTBALL

## ALL-TIME LONGEST PLAYS

### Rushing

- 98 Meredith Warner, Iowa Pre-Flight, 1943\*
- 91 Graston Norris, UNLV, 1995\*
- 89 Joe Burden, Tulsa, 1961\*
- Meredith Warner, Ottumwa Pre-Flight, 1943\*
- 88 Deac Wolters, Central Oklahoma, 1922
- 80 Troy Davis, UNLV, 1995\*
- Tom Roach, Colorado State, 1980
- Norton Behm, Minnesota, 1924\*
- Otis Higgins, Grinnell, 1921\*
- 79 Lane Danielson, Texas Tech, 2002\*
- 78 Marv Seiler, Nebraska, 1992
- 76 James White, Baylor, 2011\*
- 75 Buddy Hardeman, Oklahoma State, 1973
- 73 Ennis Haywood, Ohio, 2000\*
- Joe Henderson, Northern Iowa, 1988

### Passing

- 90 Todd Doxzon-Ed Williams, Oklahoma, 1995\*
- 89 Don Ferguson-Carl Paetz, Kansas, 1946\*
- 87 Bill Weeks-Jim Doran, Oklahoma, 1949
- 83 Bob Utter-Lamont Hill, Ohio, 1992\*
- 82 Tim Van Galder-Tom Busch, Oklahoma, 1965\*
- 81 Todd Bandhauer-Tyrone Watley, Minnesota, 1997\*
- 80 Cris Love-Lane Danielson, Texas Tech, 2003\*
- Sage Rosenfels-Damien Groce, Iowa, 1999\*
- 78 Sage Rosenfels-J.J. Moses, UNLV, 2000\*
- 77 Bret Meyer-Jon Davis, Nebraska, 2004\*
- Bob Utter-James Brooks, Northern Illinois, 1993\*
- 76 John Quinn-Dan Johnson, Colorado State, 1980\*
- 75 Todd Bandhauer-Ed Williams, Oklahoma State, 1997\*
- 74 Jared Barnett-Josh Lenz, TCU, 2012\*
- 72 Bob Utter-Calvin Branch, Rice, 1993
- 71 Bret Oberg-Steve Lester, Oklahoma, 1989
- Alex Espinoza-Tracy Henderson, Texas A&M, 1984

### Scoring Plays

- 100 Dick Howard, Kansas State, 1945 (interception return)
- 99 Troy Davis, Colorado, 1994 (kickoff return)

- 98 Meredith Warner, Iowa Pre-Flight, 1943 (rush)
- 96 Tom Elliott, Kansas, 1969 (punt return)
- Dick Howard, Kansas State, 1945 (kickoff return)
- 95 Luther Blue, Nebraska, 1976 (kickoff return)
- Gary King, Drake, 1965 (punt return)
- 94 Jeremy Reeves, Northern Iowa, 2010 (interception return)
- Dustin Avey, Colorado, 1997 (interception return)
- 93 Willie Jones, Georgia Tech, 1972 (kickoff return)
- Willie Jones, Oklahoma, 1971 (kickoff return)
- 91 Graston Norris, UNLV, 1995 (rush)
- James McMillion, Oklahoma State, 1992 (punt return)
- 90 Ed Williams, Oklahoma, 1995 (reception)
- 89 Joe Burden, Tulsa, 1961 (rush)
- Carl Paetz, Kansas, 1946 (reception)
- Meredith Warner, Ottumwa Pre-Flight, 1943 (rush)
- 87 A.J. Klein, Texas Tech, 2012 (interception return)
- James McMillion, Tulane, 1992 (punt return)

### Punt Returns

- 96 Tom Elliott, Kansas, 1969\*
- 95 Gary King, Drake, 1965\*
- 91 James McMillion, Oklahoma St., 1992\*
- 87 James McMillion, Tulane, 1992\*
- 86 Barry Hill, Kansas, 1973\*
- 85 Mike Schwartz, Bowling Green, 1977\*
- D.W. Moss, Drake, 1914
- 84 Tom Elliott, BYU, 1968\*
- 80 Dick Howard, Doane, 1944\*
- Bill Brennan, Nebraska, 1913\*
- 78 James McMillion, Missouri, 1992\*

### Kickoff Returns

- 99 Troy Davis, Colorado, 1994\*
- 96 Dick Howard, Kansas State, 1945\*
- 95 Luther Blue, Nebraska, 1976\*
- 93 Willie Jones, Oklahoma, 1971\*
- 92 Donn Lorenzen, Northwestern, 1954

### Interception Returns

- 100 Dick Howard, Kansas State, 1945\*
- 94 Jeremy Reeves, Northern Iowa, 2010\*
- Dustin Avey, Colorado, 1997\*
- 87 A.J. Klein, Texas Tech, 2012\*
- 85 Ira Young, Drake, 1921\*
- 84 Jeff Allen, Colorado State, 1970\*
- 80 Deac Wolters, Grinnell, 1922\* (fumble return)
- 78 A.J. Klein, Missouri, 2011\*
- Marc Timmons, Missouri, 2000\*
- 76 Jeff Simonds, Kansas State, 1966\*
- 75 Larry Carwell, Kansas, 1966
- Johnny Behm, Minnesota, 1923\*

### Punts

- 90 Bob Dennis, Northern Iowa, 1946
- 89 Ron Norman, Kansas, 1942
- 86 Royal Lohry, Oklahoma, 1940
- 80 Judge Johnston, Nebraska, 1988
- Doug Myers, Nebraska, 1982
- Carl Gomez, Wyoming, 1997
- Marc Harris, Nebraska, 1996
- 74 Kirby Van Der Kamp, Texas, 2010**
- 73 Mike Brandtner, Oklahoma, 2006
- Rich Miller, Nebraska, 1979
- 72 Carl Gomez, Kansas State, 2000
- Carl Gomez, Oklahoma, 1998
- Jim Thompson, Nebraska, 1984
- 71 Marc Harris, Western Michigan, 1994

### Field Goals

- 58 Ty Stewart, Oklahoma State, 1993
- Ty Stewart, Missouri, 1993
- Alex Giffords, Oklahoma, 1979
- 57 Grant Mahoney, Nebraska, 2010
- 55 Jeff Shudak, Northern Iowa, 1988
- Alex Giffords, Kent State, 1982
- 54 Grant Mahoney, Iowa, 2011
- Jamie Kohl, Kansas, 1998
- 53 Jeff Shudak, Kansas, 1990
- 52 Grant Mahoney, Nebraska, 2009
- Bret Culbertson, Texas Tech, 2006
- Jeff Shudak, Colorado, 1988
- Rick Frank, Iowa, 1985
- Alex Giffords, Colorado, 1980
- 51 **Edwin Arceo, Kansas, 2012**
- Edwin Arceo, Oklahoma, 2012**
- Tony Yelk, Texas, 2003
- Jeff Shudak, Missouri, 1990
- 50 Grant Mahoney, Army, 2009
- Grant Mahoney, North Dakota State, 2009
- Jeff Shudak, Colorado, 1989
- Jeff Shudak, Kansas, 1987
- Tom Goedjen, BYU, 1973

\*Scored touchdown





# IOWA STATE FOOTBALL

## INDIVIDUAL SEASON RECORDS

### Rushing Yards

1. Troy Davis, 1996	2,185
(NCAA season leader)	
2. Troy Davis, 1995	2,010
(NCAA season leader)	
3. Blaise Bryant, 1989	1,516
4. Darren Davis, 1999	1,388
5. Dwayne Crutchfield, 1980	1,312
6. Mike Strachan, 1972	1,260
George Amundson, 1971	1,260
8. Dexter Green, 1977	1,240
9. Ennis Haywood, 2000	1,237
10. Joe Henderson, 1987	1,232

### Rushing Attempts

1. Troy Davis, 1996	402
2. Troy Davis, 1995	345
3. Dwayne Crutchfield, 1981	307
4. Blaise Bryant, 1989	299
5. Darren Davis, 1998	294
6. Darren Davis, 1999	287
7. Dwayne Crutchfield, 1980	284
8. Mike Strachan, 1973	272
George Amundson, 1971	272
10. Dexter Green, 1977	271

### Passing Yards

1. Seneca Wallace, 2002	3,245
2. Bret Meyer, 2005	2,876
3. Austen Arnaud, 2008	2,792
4. David Archer, 1983	2,639
5. Bret Meyer, 2006	2,546
6. Todd Bandhauer, 1997	2,514
7. Sage Rosenfels, 2000	2,298
8. Bret Oberg, 1989	2,242
9. Todd Bandhauer, 1998	2,206
10. Bret Meyer, 2007	2,151

### Passing Touchdowns

1. Todd Bandhauer, 1997	20
2. Bret Meyer, 2005	19
3. David Archer, 1983	18
4. George Amundson, 1972	17
5. Austen Arnaud, 2008	15
Seneca Wallace, 2002	15
Alex Espinoza, 1986	15
Rich Mann, 1951	15
9. Austen Arnaud, 2009	14
Todd Bandhauer, 1998	14
Dean Carlson, 1971	14

### Pass Completions

1. Austen Arnaud, 2008	247
2. Seneca Wallace, 2002	244
3. David Archer, 1983	234
4. Bret Meyer, 2007	233
5. Bret Meyer, 2005	227
6. Bret Meyer, 2006	211
7. Todd Bandhauer, 1997	180
8. Todd Bandhauer, 1998	179
9. Austen Arnaud, 2009	178
10. Sage Rosenfels, 2000	172

### Completion Percentage (min. 100 comp.)

1. Steele Jantz, 2012	.621
Seneca Wallace, 2001	.621
3. Bret Oberg, 1989	.620
4. Austen Arnaud, 2008	.616
Bret Meyer, 2005	.616
6. Bret Meyer, 2007	.610
7. Austen Arnaud, 2010	.590
8. Austen Arnaud, 2009	.587
9. David Archer, 1983	.581
10. Bret Meyer, 2006	.564

### Receptions

1. Tracy Henderson, 1983	81
2. Tracy Henderson, 1984	64
Jason Jacobs, 1983	64
4. Lane Danielsen, 2002	63
5. Otto Stowe, 1970	59
6. R.J. Sumrall, 2008	57
7. Austin Flynn, 2005	56
Eppie Barney, 1966	56
9. Collin Franklin, 2010	54
R.J. Sumrall, 2007	54

### Receiving Yards

1. Lane Danielsen, 2002	1,073
2. Tracy Henderson, 1983	1,051
3. Todd Blythe, 2005	1,000
4. Tracy Henderson, 1984	941
5. Todd Blythe, 2004	833
6. Tyrone Watley, 1997	827
7. Otto Stowe, 1970	822
8. Eppie Barney, 1966	782
9. Todd Blythe, 2007	779
10. J.J. Moses, 2000	775

### Scoring

1. Troy Davis, 1996	126
2. Blaise Bryant, 1989	120
3. Dwayne Crutchfield, 1981	104
4. Adam Benike, 2002	97
5. Darren Davis, 1999	96
Troy Davis, 1995	96
7. Dexter Green, 1977	90
George Amundson, 1971	90
9. Grant Mahoney, 2008	84
Ennis Haywood, 2001	84
Jeff Shudak, 1990	84

### Total Offense

1. Seneca Wallace, 2002	3,682
2. Austen Arnaud, 2008	3,193
3. Bret Meyer, 2005	2,999
4. Bret Meyer, 2006	2,723
5. David Archer, 1983	2,698
6. Sage Rosenfels, 2000	2,679
7. Austen Arnaud, 2009	2,576
8. Seneca Wallace, 2001	2,519
9. Bret Oberg, 1989	2,515
10. Bret Meyer, 2007	2,443

### Punting Average

1. Marc Harris, 1996	45.7
<b>2. Kirby Van Der Kamp, 2010</b>	<b>45.2</b>
3. Tony Yelk, 2001	43.8
4. Judge Johnston, 1989	42.9
5. Rick Blabolil, 1976	42.8
<b>6. Kirby Van Der Kamp, 2011</b>	<b>42.7</b>
Doug Myers, 1982	42.7
8. Troy Blankenship, 2005	42.6
9. Marc Harris, 1994	42.4
10. Tony Yelk, 2002	42.3

### Punt Return Average (min. 10 returns)

1. James McMillion, 1992	23	435	18.91
2. Ryan Baum, 2006	13	208	16.00
3. Tom Vaughn, 1963	13	204	15.69
4. James McMillion, 1991	17	251	14.76
5. Gary King, 1965	13	171	13.15
6. John Schweizer, 1971	22	268	12.18
7. James McMillion, 1993	13	157	12.08
8. Tom Vaughn, 1964	10	120	12.00
9. J.J. Moses, 2000	20	226	11.30
10. Dwight Nichols, 1958	18	195	10.83

### Punts Returned for Touchdowns

1. James McMillion, 1992	3
2. Todd Miller, 2002	2
3. 13 times	1



Quarterback Seneca Wallace (2001-02) ran up 6,201 yards of total offense in just two seasons.



# IOWA STATE FOOTBALL

## INDIVIDUAL SEASON RECORDS

### Kickoff Return Average (min. 10 returns)

1. Luther Blue, 1974	12	393	32.75
2. Leonard Johnson, 2008	41	1,081	26.37
3. Willie Jones, 1972	17	443	26.06
4. Jeff Allen, 1968	23	599	26.04
<b>5. Jarvis West, 2011</b>	<b>22</b>	<b>571</b>	<b>25.95</b>
6. Jeff Allen, 1970	22	568	25.82
7. Tom Busch, 1966	18	464	25.75
8. Aaron Horne, 2011	11	283	25.72
9. Tom Vaughn, 1963	12	301	25.08
10. Luther Blue, 1976	14	349	24.93

### Total Tackles

1. Chris Washington, 1981, LB	168
2. Keith Schroeder, 1971, LB	167
3. Malcolm Goodwin, 1992, LB	162
4. Keith Schroeder, 1970, LB	161
5. Brad Storm, 1974, LB	159
6. Alvin Bowen, 2006, LB	155
7. Ted Jornov, 1972, LB	151
8. Ted Jornov, 1973, LB	148
9. Chris Washington, 1982, LB	147
10. Chris Moore, 1986, LB	145



Former walk-on defensive end Shawn Moorehead's last sack vs Missouri in 2006, came on the final play of his career and preserved a win over the Tigers.

### Interceptions

1. Barry Hill, 1974	9
2. Barry Hill, 1973	8
Bob Mellgren, 1952	8
4. John Schweizer, 1971	6
Tony Washington, 1970	6
Everett Kischer, 1936	6
7. David Sims, 2009	5
DeAndre Jackson, 2005	5
LaMarcus Hicks, 2005	5
Ellis Hobbs, 2004	5
John Schweizer, 1972	5
Larry Holton, 1969	5
Tony Washington, 1969	5

### Sacks

1. Shawn Moorehead, 2006	8.5
2. Jason Berryman, 2005	7.5
3. Brent Curvey, 2006	7.0
Reggie Hayward, 2000	7.0
Derrick Clark, 1996	7.0
Dan Watkins, 1992	7.0
Lester Williams, 1983	7.0
8. Kurtis Taylor, 2007	6.5
Brent Curvey, 2005	6.5
10. Brandon Brown, 2002	6.0
Tyson Smith, 2002	6.0
James Reed, 1997	6.0

### All-Purpose Yards

1. Troy Davis, 1995	2,466
2. Troy Davis, 1996	2,367
3. Blaise Bryant, 1989	1,718
4. Darren Davis, 1999	1,607
5. Dexter Green, 1977	1,483
6. Mike Strachan, 1972	1,482
7. Alexander Robinson, 2009	1,456
8. Ennis Haywood, 2000	1,448
9. J.J. Moses, 2000	1,445
10. Dexter Green, 1976	1,416

### Field Goals Made

1. Jeff Shudak, 1987	20
2. Jeff Shudak, 1990	19
3. Grant Mahoney, 2008	17
Adam Benike, 2002	17
5. Alex Giffords, 1982	15
Tom Goedjen, 1973	15
7. Tom Goedjen, 1974	14
8. Grant Mahoney, 2009	13
<b>9. Edwin Arceo, 2012</b>	<b>12</b>
Bret Culbertson, 2005	12
Ty Stewart, 1991	12
Jeff Shudak, 1988	12
Reggie Shoemake, 1970	12

### Field Goals Attempted

1. Tom Goedjen, 1972	29
2. Jeff Shudak, 1990	27
3. Grant Mahoney, 2008	25
Jeff Shudak, 1987	25
Tom Goedjen, 1974	25
6. Tom Goedjen, 1973	24
7. Adam Benike, 2002	23
8. Reggie Shoemake, 1970	21
9. Grant Mahoney, 2009	20
Ty Stewart, 1994	20
Marc Bachrodt, 1984	20
Alex Giffords, 1982	20
Alex Giffords, 1981	20

### Extra Points Made


1. Adam Benike, 2002	46
2. Scott Kollman, 1976	42
3. Tony Yelk, 2001	38
<b>4. Edwin Arceo, 2012</b>	<b>37</b>
5. Bret Culbertson, 2005	34
6. Grant Mahoney, 2008	33
Jamie Kohl, 1996	33
Tom Goedjen, 1972	33
9. Grant Mahoney, 2010	32
10. Rick Frank, 1986	30

### Extra Points Attempted

1. Adam Benike, 2002	47
2. Scott Kollman, 1976	46
3. Edwin Arceo, 2012	40
4. Tony Yelk, 2001	39
5. Tom Goedjen, 1972	36
6. Bret Culbertson, 2005	34
Jamie Kohl, 1996	34
8. Grant Mahoney, 2010	33
Grant Mahoney, 2008	33
10. Rick Frank, 1986	32

### Extra Points Made (No Misses)

1. Bret Culbertson, 2005	34
2. Grant Mahoney, 2008	33
3. Ty Stewart, 1992	27
Jeff Shudak, 1990	27
5. Bret Culbertson, 2007	26
6. Tom Goedjen, 1973	25
7. Bret Culbertson, 2006	24
Alex Giffords, 1982	24
9. Adam Benike, 2003	19
10. Tom Goedjen, 1974	18



Bret Culbertson (2004-07) made all 100 of his extra-point attempts during his career.





# IOWA STATE FOOTBALL

## SEASON-BY-SEASON LEADERS

### Rushing Yards

Year	Player, Position	Att.	Yds.	#	Avg.	TD
1943	Meredith Warner, RB	74	401		5.4	2
1944	Meredith Warner, RB	42	260		6.2	3
1945	(Stats not available)					
1946	Dick Howard, RB	69	335		4.9	4
1947	Webb Halbert, RB	109	464		4.3	3
1948	Bill Chauncey, FB	90	428		4.8	3
1949	Bill Chauncey, FB	134	544		4.1	5
1950	Maury Schnell, FB	131	490		3.7	1
1951	Frank Congiardo, FB	99	315		3.2	3
1952	Dick Cherpinsky, RB	62	278		4.5	3
1953	Max Burkett, RB	109	342		3.1	1
1954	Max Burkett, RB	97	528		5.4	5
1955	Donn Lorenzen, RB	32	179		5.6	1
1956	Bob Harden, RB	70	244		3.5	4
1957	Dwight Nichols, TB	211	668		3.2	4
1958	Dwight Nichols, TB	220	*815	(3)	3.7	3
1959	Tom Watkins, FB	161	*843	(2)	5.3	8
	Dwight Nichols, TB		746	(3)		
1960	Dave Hoppmann, TB	161	*844	(5)	5.2	5
	Tom Watkins, FB		688	(12)		
1961	Dave Hoppmann, TB	229	*920	(4)	4.0	5
1962	Dave Hoppmann, TB-QB	198	798	(10)	4.0	11
1963	Tom Vaughn, FB	190	795	(11)	4.2	9
1964	Tom Vaughn, FB	129	497		3.9	4
1965	Les Webster, RB	137	498		3.6	5
1966	Les Webster, RB	149	572		3.8	6
1967	Ben King, RB	110	388		3.5	1
1968	Ben King, RB	124	437		3.5	3
1969	Jock Johnson, FB	98	427		4.4	2
1970	George Amundson, QB	111	440		4.0	7
1971	George Amundson, RB	272	1260	(14)	4.6	15
1972	Mike Strachan, RB	268	*1260	(10)	4.7	8
1973	Mike Strachan, RB	272	1103		4.1	3
1974	Mike Strachan, RB	189	647		3.4	1
1975	Jim Wingender, RB	195	1070		5.5	3
1976	Dexter Green, RB	208	1074		5.2	8
1977	Dexter Green, RB	271	1240		4.6	15
1978	Dexter Green, RB	230	991		4.3	9
1979	Jack Seabrooke, RB	105	441		4.2	2
1980	Dwayne Crutchfield, RB	284	*1312	(10)	4.6	11
1981	Dwayne Crutchfield, RB	307	*1189		3.9	17
1982	Tommy Davis, RB	193	832		4.3	3
1983	Jason Jacobs, RB	99	490		4.9	3
1984	Richard Hanson, RB	155	507		3.3	2
1985	Andrew Jackson, RB	113	415		3.7	2
1986	Andrew Jackson, RB	143	455		3.2	1
1987	Joe Henderson, RB	262	1232	(15)	4.7	5
1988	Joe Henderson, RB	242	1040		4.3	9
1989	Blaise Bryant, RB	299	*1516	(4)	5.1	19
1990	Blaise Bryant, RB	187	753		4.0	12
1991	Sundiata Patterson, FB	100	471		4.7	5

Year	Player, Position	Att.	Yds.	#	Avg.	TD
1992	Chris Ulrich, FB	103	474		4.6	3
1993	Calvin Branch, HB	84	478		5.7	2
1994	Todd Doxzon, QB	148	375		2.5	4
1995	Troy Davis, TB	345	*2010	(1)	5.8	15
1996	Troy Davis, TB	402	*2185	(1)	5.4	21
1997	Darren Davis, TB	212	1005		4.7	5
1998	Darren Davis, TB	294	1166		4.0	7
1999	Darren Davis, TB	287	*1388	(9)	4.8	14
2000	Ennis Haywood, TB	229	*1237	(10)	5.4	8
2001	Ennis Haywood, TB	258	1169	(24)	4.5	14
2002	Hiawatha Rutland, TB	160	614		3.8	6
2003	Stevie Hicks, TB	123	471		3.8	0
2004	Stevie Hicks, TB	270	1062	(42)	3.9	5
2005	Stevie Hicks, TB	149	545		3.7	4
2006	Stevie Hicks, TB	107	523		4.9	2
2007	Alexander Robinson, TB	118	465		3.9	6
2008	Alexander Robinson, TB	153	703		4.6	6
2009	Alexander Robinson, TB	232	1195	(25)	5.2	6
2010	Alexander Robinson, TB	202	946	(54)	4.7	9
<b>2011</b>	<b>James White, TB</b>	<b>159</b>	<b>743</b>		<b>4.7</b>	<b>8</b>
<b>2012</b>	<b>James White, TB</b>	<b>99</b>	<b>505</b>		<b>5.1</b>	<b>2</b>

#(National ranking)

\*Led conference

### Passing Yards

Year	Player, Position	Att.	Co.	Int.	Pct.	Yds	#	TD
1943	Howard Tippee, QB	122	56	13	.459	*637	(5)	0
1944	Joe Noble, QB	30	13	0	.433	162		3
1945	(Stats not available)							
1946	Ron Norman, QB	82	33	9	.402	356		2
1947	Ron Norman, QB	110	35	8	.318	504		5
1948	Don Ferguson, QB	71	32	11	.451	367		0
1949	Bill Weeks, QB	176	79	10	.449	*1247	(14)	7
1950	Bill Weeks, QB	220	116	16	.527	*1552	(3)	9
1951	Rich Mann, QB	212	104	17	.491	*1296	(12)	15
1952	Rich Mann, QB	72	36	9	.500	389		3
1953	Bill Plantan, QB	100	57	9	.570	*723		4
1954	John Breckenridge, QB	76	35	7	.461	236		2
1955	John Breckenridge, QB	89	36	9	.404	354		4
1956	Phil Hill, QB	38	14	1	.368	205		3
1957	Dwight Nichols, TB	99	50	7	.505	*751		7
1958	Dwight Nichols, TB	55	26	1	.473	357		0
1959	Dwight Nichols, TB	80	43	5	.537	609		8
1960	Dave Hoppmann, TB	40	17	6	.425	214		3
1961	Dave Hoppmann, TB	91	41	11	.451	718		7
1962	Dave Hoppmann, TB-QB	89	40	6	.449	679		6
1963	Ken Bunte, QB	70	26	6	.371	347		2
1964	Tim Van Galder, QB	105	35	6	.333	354		0
1965	Tim Van Galder, QB	228	100	14	.438	*1418		6
1966	Tim Van Galder, QB	245	124	16	.506	*1645		6
1967	John Warder, QB	196	80	14	.408	949		3

Year	Player, Position	Att.	Co.	Int.	Pct.	Yds	#	TD
1968	John Warder, QB	201	89	9	.443	1184		7
1969	Obert Tisdale, QB	189	79	10	.417	896		5
1970	Dean Carlson, QB	220	105	16	.477	1391		11
1971	Dean Carlson, QB	285	141	19	.494	1867		14
1972	George Amundson, QB	332	155	22	.466	2110		17
1973	Wayne Stanley, QB	116	49	9	.422	723		8
1974	Wayne Stanley, QB	121	58	12	.479	842		6
1975	Tom Mason, QB	128	42	13	.328	725		4
1976	Wayne Stanley, QB	146	70	6	.479	1084		11
1977	Terry Rubley, QB	142	83	6	.584	1037		4
1978	Walter Grant, QB	154	66	4	.428	992		6
1979	Terry Rubley, QB	132	70	9	.530	716		1
1980	John Quinn, QB	153	69	6	.451	835		4
1981	John Quinn, QB	251	140	14	.558	*1576		3
1982	David Archer, QB	244	125	13	.512	1465		5
1983	David Archer, QB	403	234	12	.581	2639		18
1984	Alex Espinoza, QB	262	143	8	.546	1580		10
1985	Alex Espinoza, QB	330	159	13	.482	1704		8
1986	Alex Espinoza, QB	299	153	10	.512	*2023		15
1987	Brett Sadek, QB	229	117	6	.511	1443		7
1988	Bret Oberg, QB	179	99	15	.553	1360		6
1989	Bret Oberg, QB	245	152	9	.620	2242		9
1990	Chris Pedersen, QB	206	114	7	.553	1601		6
1991	Chris Pedersen, QB	90	46	3	.511	598		2
1992	Bob Utter, QB	86	50	5	.581	712		2
1993	Bob Utter, QB	105	60	9	.571	893		6
1994	Todd Doxzon, QB	90	51	3	.567	745		3
1995	Todd Doxzon, QB	100	58	4	.580	730		4
1996	Todd Doxzon, QB	231	124	9	.537	1498		12
1997	Todd Bandhauer, QB	374	180	9	.481	*2514		20
1998	Todd Bandhauer, QB	355	179	20	.504	2206		14
1999	Sage Rosenfels, QB	235	127	11	.540	1781		10
2000	Sage Rosenfels, QB	333	172	12	.517	2298		8
2001	Seneca Wallace, QB	269	167	9	.621	2044		11
2002	Seneca Wallace, QB	443	244	18	.551	3245		15
2003	Austin Flynn, QB	212	99	10	.467	1238		5
2004	Bret Meyer, QB	290	149	6	.514	1926		10
2005	Bret Meyer, QB	368	227	10	.616	2876		19
2006	Bret Meyer, QB	374	211	12	.564	2546		12
2007	Bret Meyer, QB	382	233	13	.610	2151		9
2008	Austen Arnaud, QB	401	247	10	.616	2792	(23)	15
2009	Austen Arnaud, QB	303	178	13	.587	2015	(81)	14
2010	Austen Arnaud, QB	290	171	10	.590	1703		13
2011	Steele Jantz, QB	259	138	11	.533	1519		10
2012	Steele Jantz, QB	269	167	12	.621	1603		13

#(National ranking)

\*Led conference



# IOWA STATE FOOTBALL

## SEASON-BY-SEASON LEADERS

### Receiving Yards

Year	Player, Position	Rec.	Yds.	#	Avg.	TD
1943	Hal Crisler, E	8	139		17.4	2
1944	Dick Howard, RB	7	108		15.4	2
1945	(Stats not available)					
1946	Dean Laun, E	23	*322	(8)	14.0	0
1947	Dean Laun, E	11	246		22.4	2
1948	Dean Laun, E	17	225		13.2	1
1949	Jim Doran, E	34	*689	(4)	20.3	4
1950	Jim Doran, E	42	*652	(3)	15.5	6
	Sonny Wilhelmi, E	38	442	(7)	11.6	2
1951	Mal Schmidt, E	33	*548		16.6	5
1952	Bob Rohwedder, E	11	167		15.2	1
1953	Gary Lutz, RB	15	249		16.6	3
1954	Mell Westoupal, E	12	151		12.6	0
1955	Harold Potts, E	14	173		12.4	3
1956	John Scheldrup, E	6	140		23.3	0
1957	Brian Dennis, E	15	256		17.1	3
1958	Gale Gibson, E	9	148		16.4	0
1959	Don Webb, E	24	*309		12.9	2
1960	Don Webb, E	13	203		15.6	2
1961	Dick Limerick, WB	21	*555		*26.4	4
1962	Dick Limerick, WB	17	296		17.4	4
1963	Dick Limerick, WB	24	339		14.1	4
1964	Tony Baker, FB	6	76		12.6	0
1965	Eppie Barney, E	35	*495		14.1	1
1966	Eppie Barney, E	56	*783		14.0	3
1967	Tom Busch, WB	33	429		13.0	0
1968	Otto Stowe, E	34	421		12.4	1
1969	Otto Stowe, E	39	508		13.0	3
1970	Otto Stowe, E	59	*822	(13)	13.9	6
1971	Keith Krepfle, TE	40	570		14.3	7
1972	Willie Jones, FL	36	671		18.6	5
1973	Keith Krepfle, TE	30	436		14.5	5
1974	Luther Blue, SE	26	450		17.3	4
1975	Forry Smith, SE	31	493		15.9	2
1976	Luther Blue, SE	33	644		19.5	5
1977	Dexter Green, RB	25	203		8.1	0
1978	Stan Hixon, SE	26	474		18.2	2
1979	Mickey Leafblad, E	18	168		9.3	0
1980	Jerry Lorenzen, WR	15	203		13.5	0
1981	Michael Wade, RB	27	343		12.7	0
1982	Frankie Leaks, FL	25	427		17.1	2
1983	Tracy Henderson, WR	81	*1051	(3)	13.0	8
1984	Tracy Henderson, WR	64	*941	(5)	14.7	6
1985	Jeff Wodka, TE	35	390		11.1	0
1986	Robbie Minor, WR	35	592		16.9	4
1987	Dennis Ross, WR	53	673		12.7	4
1988	Dennis Ross, WR	39	506		13.0	3
1989	Steve Lester, WR	46	612		13.3	3
1990	Chris Spencer, WR	31	485		15.6	0
1991	Chris Spencer, WR	25	356		14.2	1
1992	Chris Spencer, WR	26	437		16.8	2

Year	Player, Position	Rec.	Yds.	#	Avg.	TD
1993	Calvin Branch, HB	16	350		21.9	4
1994	Calvin Branch, HB	19	370		19.5	4
1995	Ed Williams, WR	46	639		13.9	7
1996	Ed Williams, WR	34	491		14.4	3
1997	Ty Watley, WR	50	*827		16.5	8
1998	Damien Groce, WR	47	640		13.6	7
1999	Chris Anthony, WR	37	432		11.7	1
2000	J.J. Moses, WR	53	775		14.6	4
2001	Lane Daniels, WR	49	694		14.2	4
2002	Lane Daniels, WR	63	1073		17.0	3
2003	Lane Daniels, WR	46	772		16.8	5
2004	Todd Blythe, WR	39	833	(12)	*21.4	9
2005	Todd Blythe, WR	51	1000	(33)	19.6	9
2006	Jon Davis, WR	36	508		14.1	2
2007	Todd Blythe, WR	52	779		15.0	5
2008	R.J. Sumrall, WR	57	750		13.2	7
2009	Marquis Hamilton, WR	50	606		12.1	4
2010	Collin Franklin, TE	54	530		9.8	3
2011	Darius Reynolds, WR	43	695		16.2	7
2012	Josh Lenz, WR	31	459		14.8	6

#(National ranking)  
\*Led conference

### Scoring

Year	Player, Position	TD	PAT	FG	TP	#
1943	Meredith Warner, RB	3	13-19	0-0	31	
1944	Meredith Warner, RB	3	14-21	0-0	32	
1945	(Stats not available)					
1946	Dick Howard, RB	4	0-0	0-0	24	
1947	Harle Rollinger, T	0	12-15	3-3	21	
1948	Bob Angle, RB	3	0-0	0-0	18	
1949	Bill Chauncey, FB	5	0-0	0-0	30	
1950	Jim Doran, E	6	0-0	0-0	36	
	Bill Weeks, QB	6	0-0	0-0	36	
1951	Stan Cozzi, RB	6	0-0	0-0	36	
1952	Stan Cozzi, RB	4	0-0	0-0	24	
1953	Bill Plantan, QB	5	11-17	0-0	41	
1954	Max Burkett, FB	5	0-0	0-0	30	
1955	Harold Potts, E	3	0-0	0-0	18	
1956	Bob Harden, RB	4	0-0	0-0	24	
1957	Dwight Nichols, TB	4	0-0	0-0	24	
	Terry Ingram, FB	4	0-0	0-0	24	
1958	Bob Harden, RB	7	0-0	0-0	42	
1959	Dwight Nichols, TB	9	0-0	0-0	54	
	Tom Watkins, FB	9	0-0	0-0	54	
1960	Tom Watkins, FB	10	0-0	0-0	60	
1961	Dave Hoppmann, RB	5	0-0	0-0	30	
1962	Dave Hoppmann, TB	11	0-0	0-0	66	(14)
1963	Dick Limerick, WB	5	14-15	5-5	*59	
1964	Tom Vaughn, FB	4	1-1	0-0	25	
1965	Steve Balkovec, K	0	22-24	4-8	34	

Year	Player, Position	TD	PAT	FG	TP	#
1966	Tom Busch, WB	3	16-17	6-10	52	
1967	Vern Skripsky, K	0	11-11	3-7	20	
1968	Jeff Allen, WB	5	0-0	0-0	30	
1969	Vern Skripsky, K	0	17-19	5-11	32	
1970	Reggie Shoemake, K	0	24-27	12-21	60	
1971	George Amundson, TB	15	0-0	0-0	90	
1972	Tom Goedjen, K	0	36-39	11-31	69	
1973	Tom Goedjen, K	0	25-25	15-24	70	
1974	Tom Goedjen, K	0	18-18	14-25	60	
1975	Mike Williams, RB	6	0-0	0-0	36	
1976	Scott Kollman, K	0	42-46	11-17	75	
1977	Dexter Green, RB	15	0-0	0-0	*90	(12)
1978	Dexter Green, RB	13	0-0	0-0	78	
1979	Alex Giffords, K	0	14-16	9-13	41	
1980	Dwayne Crutchfield, TB	11	0-0	0-0	66	
1981	Dwayne Crutchfield, TB	17	+1	0-0	*104	(5)
1982	Alex Giffords, K	0	24-24	15-20	69	
1983	Tracy Henderson, WR	8	+2	0-0	52	
1984	Marc Bachrodt, K	0	16-16	7-20	37	
1985	Rick Frank, K	0	14-15	11-16	47	
1986	Rick Frank, K	0	30-32	11-17	63	
1987	Jeff Shudak, K	0	17-17	20-25	77	
1988	Joe Henderson, RB	10	+1	0-0	62	
1989	Blaise Bryant, RB	19	+3	0-0	120	
1990	Jeff Shudak, K	0	27-27	19-27	84	
1991	Ty Stewart, K	0	15-16	12-17	51	
1992	Ty Stewart, K	0	27-27	10-16	57	
1993	Ty Stewart, K	0	20-22	11-15	53	
1994	Ty Stewart, K	0	15-18	11-20	48	
1995	Troy Davis, TB	16	0-0	0-0	*96	(12)
1996	Troy Davis, TB	21	0-0	0-0	126	
1997	Jamie Kohl, K	0	23-24	9-14	50	
1998	Darren Davis, TB	9	0-0	0-0	54	
1999	Darren Davis, TB	16	0-0	0-0	96	
2000	Sage Rosenfels, QB	10	0-0	0-0	60	
2001	Ennis Haywood, TB	14	0-0	0-0	84	
2002	Adam Benike, K	0	46-47	17-23	97	
2003	Adam Benike, K	0	19-19	6-8	37	
2004	Todd Blythe, WR	9	0-0	0-0	54	
2005	Ryan Kock, FB	13	0-0	0-0	78	
2006	Todd Blythe, WR	8	0-0	0-0	48	
	Bret Culbertson, K	0	24-24	8-11	48	
2007	Bret Culbertson, K	0	26-26	10-18	56	
2008	Grant Mahoney, K	0	33-33	17-25	84	
2009	Grant Mahoney, K	0	26-30	13-20	65	
2010	Alexander Robinson, TB	10	0-0	0-0	60	
2011	Zach Guyer, K	0	29-31	11-16	62	
2012	<b>Edwin Arceo, K</b>	<b>0</b>	<b>37-40</b>	<b>12-18</b>	<b>73</b>	

\*Led conference  
+Denotes 2-point conversion



# IOWA STATE FOOTBALL

## SEASON-BY-SEASON LEADERS

### Interceptions

Year	Player, Position	Int.	Yds.	TD
1943	Howard Tippee, B	3	9	0
1944	Meredith Warner, RB	3	50	0
1945	(Stats not available)			
1946	Bill Chauncey, FB	2	6	0
1947	Don Ferguson, S	3	16	0
1948	Bill Myers, LB	4	5	0
	Don Ferguson, S	3	6	0
1949	Jerry McGlynn, HB	4	96	0
1950	Mark Rothacker, HB	3	61	0
1951	George Hess, QB	5	28	0
1952	Bob Mellgren, QB	8	27	0
1953	Max Burkett, RB	1	26	0
1954	Bruce Alexander, HB	1	29	0
	Donn Lorenzen, RB	1	28	0
1955	Jack Hansen, LH	2	36	0
	Mike Reeves, QB	2	5	0
1956	Bob Harden, RB	3	97	0
1957	Dwight Nichols, S	2	5	0
1958	Charles Lamson, TB	3	22	0
	Pete Goeser, TB	3	19	0
1959	Dwight Nichols, S	4	70	0
	Tom Watkins, HB	4	25	0
	Mickey Fitzgerald, HB	4	19	0
1960	Mickey Fitzgerald, HB	2	26	0
1961	John Cooper, TB	4	23	0
1962	Jim Clapper, LB	3	17	0
1963	Dave Hoover, TB	4	39	0
1964	Eppie Barney, HB	2	49	0
	Mike Cox, LB	2	10	0
	Tom Vaughn, S	2	0	0
1965	Larry Carwell, HB	2	15	0
	Cal Lewis, S	2	0	0
1966	Larry Carwell, HB	4	123	0
	Jeff Simonds, HB	4	116	1
1967	Jeff Simonds, S	4	23	0
1968	Tom Hilden, RB	4	0	0
1969	Larry Holton, HB	5	64	0
	Tony Washington, S	5	63	0
1970	Tony Washington, S	6	25	0
1971	John Schweizer, HB	6	28	0
1972	John Schweizer, HB	5	52	1
1973	Barry Hill, HB	8	99	0
1974	Barry Hill, S	9* (2)	90	0
1975	Tony Hawkins, HB	2	17	0
	Jerry Jaksich, HB	2	17	0
1976	Jerry Jaksich, HB	3	51	0
	Mike Clemons, HB	3	45	0
	Tom Boskey, LB	3	40	0
	Kevin Hart, HB	3	6	0
1977	Kevin Hart, HB	3	19	0

Year	Player, Position	Int.	Yds.	TD
1978	Mike Schwartz, S	2	0	0
	Larry Crawford, HB	2	0	0
1979	Mike Schwartz, FS	4	12	0
1980	Larry Crawford, CB	4	53	0
1981	Joe Brown, CB	4	31	0
1982	Ronnie Osborne, FS	4	35	0
1983	George Walker, FS	4	22	0
1984	Dennis Gibson, LB	3	32	0
1985	Terrence Anthony, CB	3	38	1
1986	Terrence Anthony, CB	2	35	0
1987	Anthony Hoskins, LB	2	30	1
	Lopey Williams, CB	2	8	0
	Chris Moore, LB	2	3	0
1988	Marcus Robertson, CB	3	30	0
1989	Tim Baker, SS	3	13	0
1990	Shawn Walker, CB	1	25	0
	Mark DouBrava, FS	1	17	0
	Marcus Robertson, CB	1	-4	0
1991	Andrew Buggs, CB	4	3	0
1992	Matt Goodwin, SS	3	86	0
1993	Kevin Lazard, DB	2	4	0
1994	Russell Johnson, CB	2	0	0
1995	Matt Straight, SS	3	34	0
1996	Dawan Anderson, CB	3	84	2
	Mike Lincavage, FS	3	18	0
1997	Dustin Avey, DB	2	94	1
1998	Dawan Anderson, CB	2	0	0
1999	Dustin Avey, DB	2	4	0
2000	Marc Timmons, DB	3	93	1
2001	Adam Runk, DB	4	34	0
2002	Ellis Hobbs, DB	2	0	0
2003	Marc Timmons, DB	2	6	0
	Joe Woodley, LB	2	23	0
2004	Ellis Hobbs, DB	5 (16)	117	1
2005	DeAndre Jackson, CB	5 (16)	18	0
	LaMarcus Hicks, CB	5 (16)	44	1
2006	Chris Singleton, DB	2	5	0
2007	Chris Singleton, DB	4	37	1
2008	Michael Bibbs, LB	2	53	0
	Fred Garrin, LB	2	3	0
	Leonard Johnson, DB	2	3	0
2009	David Sims, DB	5 (31)	79	0
2010	Jake Knott, LB	4 (T-40)	26	0
2011	Ter'Ran Benton, SS	3 (T-90)	38	0
2012	Durrell Givens, SS	3 (T-80)	50	0
	Jacques Washington, FS	3	26	0

\*Conference record  
(National ranking)



Cornerback Ellis Hobbs (2001-04) is tied for sixth in ISU history with nine career interceptions.





# IOWA STATE FOOTBALL

## CAREER LEADERS

### Rushing Yards

	Att.	Yards	Avg.	TD
1. Troy Davis (1994-96)	782	4,382	5.6	36
2. Darren Davis (1996-99)	823	3,763	4.6	26
3. Dexter Green (1975-78)	738	3,437	4.7	34
4. Alexander Robinson (2007-10)	705	3,309	4.7	27
5. Mike Strachan (1972-74)	728	3,010	4.1	13
6. Ennis Haywood (1998-2001)	572	2,862	5.0	27
7. Stevie Hicks (2003-2006)	649	2,601	4.0	11
8. Joe Henderson (1985-88)	627	2,715	4.3	18
9. Dave Hoppmann (1960-62)	588	2,562	4.4	21
10. Dwayne Crutchfield (1980-81)	591	2,501	4.2	28

### Rushing Touchdowns

	TD
1. Troy Davis (1994-96)	36
2. Dexter Green (1975-78)	34
3. George Amundson (1970-72)	31
Blaise Bryant (1989-90)	31
5. Dwayne Crutchfield (1980-81)	28
6. Alexander Robinson (2007-10)	27
Ennis Haywood (1998-2001)	27
8. Darren Davis (1996-99)	26
9. Dave Hoppmann (1960-62)	21
10. Ryan Kock (2003-06)	20

### Passing Yards

	Att.	Co.	Pct.	Int.	Yds.	TD
1. Bret Meyer (2004-07)	1,414	820	.580	41	9,499	50
2. Austen Arnaud (2007-10)	1,031	616	.597	34	6,777	42
3. Alex Espinoza (1984-86)	891	454	.510	31	5,307	33
4. Seneca Wallace (2001-02)	712	411	.577	27	5,289	26
5. Todd Bandhauer (1995-98)	826	404	.489	35	5,235	40
6. Sage Rosenfels (1997-2000)	587	306	.521	26	4,164	19
7. David Archer (1982-83)	647	359	.555	25	4,104	23
8. Bret Oberg (1988-89)	424	251	.592	24	3,602	15
9. Tim Van Galder (1964-66)	578	259	.448	36	3,417	12
10. Todd Doxzon (1993-96)	443	244	.551	17	3,158	21

### Passes Completed

	Att.	Comp.	Pct.
1. Bret Meyer (2004-07)	1,414	810	.580
2. Austen Arnaud (2007-10)	1,031	616	.597
3. Alex Espinoza (1984-86)	891	454	.510
4. Seneca Wallace (2001-02)	712	411	.577
5. Todd Bandhauer (1995-98)	826	404	.489
6. David Archer (1982-83)	647	359	.555
7. Sage Rosenfels (1997-2000)	587	306	.521
8. Tim Van Galder (1964-66)	578	259	.448
9. Bret Oberg (1988-89)	424	251	.592
10. Todd Doxzon (1993-96)	443	244	.551

### Touchdown Passes

	TD
1. Bret Meyer (2004-07)	50
2. Austen Arnaud (2007-10)	42
3. Todd Bandhauer (1995-98)	40
4. Alex Espinoza (1984-86)	33
5. Seneca Wallace (2001-02)	26
6. Wayne Stanley (1972-76)	25
7. Dean Carlson (1970-71)	24
8. David Archer (1982-83)	23
Steele Jantz (2011-12)	23
10. George Amundson (1970-72)	22

### Receptions

	Rec.	Yards	Avg.	TD
1. Todd Blythe (2004-07)	176	3,096	17.6	31
2. Lane Danielsen (2000-03)	163	2,690	16.5	14
3. R.J. Sumrall (2005-08)	156	1,805	11.6	7
4. Tracy Henderson (1982-84)	150	2,048	13.7	14
5. Ed Williams (1994-97)	132	1,850	14.0	15
Otto Stowe (1968-70)	132	1,751	13.3	10
7. Darius Darks (2008-11)	127	1,346	10.6	7
Marquis Hamilton (2006-09)	127	1,509	11.9	8
9. Jon Davis (2003-06)	126	1,445	11.5	6
10. Dennis Ross (1985-88)	118	1,529	13.0	7

### Receiving Yards

	No.	Yards
1. Todd Blythe (2004-07)	176	3,096
2. Lane Danielsen (2000-03)	163	2,690
3. Tracy Henderson (1982-84)	150	2,048
4. Ed Williams (1994-97)	132	1,850
5. R.J. Sumrall (2005-08)	156	1,805
Otto Stowe (1968-70)	132	1,751
7. Dennis Ross (1985-88)	118	1,529
8. Marquis Hamilton (2006-09)	127	1,509
9. Jon Davis (2003-06)	126	1,445
10. Jim Doran (1948-50)	79	1,410

### Touchdown Catches

	TD
1. Todd Blythe (2004-07)	31
2. Ed Williams (1994-97)	15
Keith Krepfle (1971-73)	15
4. Lane Danielsen (2000-03)	14
Tracy Henderson (1982-84)	14
6. Willie Jones (1971-73)	12
Dick Limerick (1961-63)	12
8. Josh Lenz (2009-12)	10
Lance Young (2001-03)	10
Otto Stowe (1968-70)	10
Jim Doran (1948-50)	10



Todd Blythe (2004-07) is Iowa State's all-time career receiving leader with 176 catches for 3,096 yards and 31 touchdowns.



# IOWA STATE FOOTBALL

## CAREER LEADERS

### Total Offense

	Plays	Yds.
1. Bret Meyer (2004-07)	1,923	10,422
2. Austen Arnaud (2007-10)	1,407	8,044
3. Seneca Wallace (2001-02)	949	6,201
4. Alex Espinoza (1984-86)	1,079	5,018
5. Sage Rosenfels (1997-2000)	751	4,824
6. George Amundson (1970-72)	939	4,798
7. Todd Bandhauer (1995-98)	935	4,763
8. Troy Davis (1994-96)	782	4,382
9. Todd Doxzon (1993-96)	807	4,203
10. Dave Hoppmann (1960-62)	808	4,173

### Kickoff Return Average (min. 20 returns)

	No.	Yds.	Avg.
1. Luther Blue (1974-76)	38	1,006	26.47
2. Tom Vaughn (1962-64)	33	837	25.36
3. Tom Busch (1965-67)	38	940	24.74
4. Leonard Johnson (2008-11)	58	1,428	24.62
5. Jeff Allen (1968-70)	62	1,519	24.50
6. Ray Hardee (1975-78)	61	1,487	24.38
7. Willie Jones (1971-73)	52	1,256	24.15
<b>8. Shontrelle Johnson (2010-)</b>	<b>31</b>	<b>742</b>	<b>23.93</b>
<b>9. Jarvis West (2010-)</b>	<b>38</b>	<b>909</b>	<b>23.92</b>
10. Darren Davis (1996-99)	24	565	23.54



Quarterback Bret Meyer's 10,422 career total yards (2004-07) is Iowa State's all-time record.

### Punt Return Average (min. 20 returns)

	No.	Yds.	Avg.
1. James McMillon (1991-93)	53	843	15.91
2. Ryan Baum (2003-06)	22	314	14.27
3. Tom Vaughn (1962-64)	30	415	13.83
4. Tony Washington (1968-70)	34	395	11.62
5. Dick Limerick (1961-63)	20	227	11.35
6. John Schweizer (1970-72)	45	474	10.53
7. Larry Carwell (1964-66)	30	304	10.13
8. Tom Elliott (1968-69)	36	337	9.36
9. J.J. Moses (1997-2000)	45	411	9.13
10. Dwight Nichols (1957-59)	29	263	9.07

### All-Purpose Yardage

	Rush	Rec.	Int.	PR	KOR	Total
1. Troy Davis (1994-96)	4,382	258	0	0	537	5,177
2. Darren Davis (1996-99)	3,763	649	0	31	565	5,008
3. Alexander Robinson (2007-10)	3,309	789	0	0	16	4,114
4. Dexter Green (1975-78)	3,437	516	0	6	106	4,065
5. Ennis Haywood (1998-2001)	2,862	548	0	0	58	3,468
6. Mike Strachan (1972-74)	3,010	245	0	0	138	3,393
7. Tom Vaughn (1962-64)	1,889	81	3	415	837	3,225
8. Todd Blythe (2004-07)	6	3,096	0	24	0	3,126
9. Joe Henderson (1985-88)	2,715	375	0	0	0	3,090
Dwight Nichols (1957-59)	2,232	0	75	386	397	3,090

### Scoring

	TD	EP-1	EP-2	FG	TP
1. Jeff Shudak (1987-90)	0	92	0	58	266
2. Troy Davis (1994-96)	38	0	0	0	228
Dexter Green (1975-78)	38	0	0	0	228
4. Jamie Kohl (1995-98)	0	106	0	37	217
5. Bret Culbertson (2004-07)	0	100	0	38	214
Alex Giffords (1979-82)	0	85	0	43	214
7. Grant Mahoney (2008-11)	0	93	0	39	210
8. Ty Stewart (1991-94)	0	77	0	44	209
9. Blaise Bryant (1989-90)	32	0	3	0	198
10. Tom Goedjen (1972-74)	0	76	0	39	193

### Interceptions

	Int.
1. Barry Hill (1972-74)	21
2. Tony Washington (1968-70)	14
3. John Schweizer (1970-72)	12
4. Everett Kischer (1936-38)	11
5. Don Ferguson (1947-49)	10
6. Ellis Hobbs (2001-04)	9
Larry Crawford (1977-80)	9
Jeff Simonds (1966-68)	9
9. Jake Knott (2009-12)	8
Marc Timmons (2000-03)	8
Andrew Buggs (1988-92)	8

### Total Tackles

	Tackles
1. Chris Washington (1980-83), LB	457
2. Keith Schroeder (1969-71), LB	398
3. Ted Jornov (1971-73), LB	395
4. A.J. Klein (2009-12), LB	361
5. Brad Storm (1972-74), LB	354
6. Larry Hunt (1971-73), NG-LB	352
7. Jake Knott (2009-12), LB	347
8. Shamus McDonough (1979-82), DT	335
9. Mark DouBrava (1989-92), DB	334
10. James Reed (1997-2000), DT	333



Sage Rosenfels threw for 4,164 yards in an Iowa State career that preceded a long tenure in the NFL.





# IOWA STATE FOOTBALL

## CAREER LEADERS

### Sacks

	Sacks
1. Shawn Moorehead (2004-06)	18.5
2. Brent Curvey (2003-2007)	17.0
3. Reggie Hayward (1998-2000)	16.5
4. Nick Leaders (2002-2005)	15.0
5. James Reed (1997-2000)	14.0
Lester Williams (1982-85)	14.0
7. Tyson Smith (2001-04)	12.5
8. Brandon Brown (2001-04)	12.0
9. Kurtis Taylor (2005-08)	11.5
10. Chin Achebe (1995-98)	11.0
Dan Watkins (1991-92)	11.0

### Punting Average

	Avg.
1. Marc Harris (1993-96)	43.1
<b>2. Kirby Van Der Kamp (2010-)</b>	<b>42.8</b>
3. Tony Yelk (2001-05)	42.3
4. Rick Blabolil (1975-77)	41.7
5. Rick Frank (1985-86)	41.4
6. Mike Brandtner (2006-09)	40.7
7. Troy Blankenship (2002-05)	40.5
Scott Bradley (1973-74)	40.5
9. Jon Schnoor (1990-92)	40.4
10. Carl Gomez (1997-2000)	39.9

### Extra Points Made

1. Jamie Kohl (1995-98)	106
2. Bret Culbertson (2004-07)	100
3. Grant Mahoney (2008-11)	93
4. Jeff Shudak (1987-90)	92
5. Alex Giffords (1979-82)	85
6. Scott Kollman (1975-77)	83
7. Ty Stewart (1991-94)	77
8. Tom Goedjen (1972-74)	76
9. Adam Benike (2002-03)	65
10. Reggie Shoemake (1970-71)	50

### Extra Points Attempted

1. Jamie Kohl (1995-98)	113
2. Grant Mahoney (2008-11)	100
Bret Culbertson (2004-07)	100
4. Jeff Shudak (1987-90)	95
5. Alex Giffords (1979-82)	89
Scott Kollman (1975-77)	89
7. Ty Stewart (1991-94)	83
8. Tom Goedjen (1972-74)	79
9. Adam Benike (2002-03)	66
10. Reggie Shoemake (1970-71)	54

### Field Goals Made

1. Jeff Shudak (1987-90)	58
2. Ty Stewart (1991-94)	44
3. Alex Giffords (1979-82)	43
4. Grant Mahoney (2008-11)	39
Tom Goedjen (1972-74)	39
6. Bret Culbertson (2004-07)	38
7. Jamie Kohl (1995-98)	37
8. Adam Benike (2002-03)	23
9. Rick Frank (1985-86)	22
10. Reggie Shoemake (1975-77)	21

### Field Goals Attempted

1. Jeff Shudak (1987-90)	79
2. Tom Goedjen (1972-74)	78
3. Ty Stewart (1991-94)	68
Alex Giffords (1979-82)	68
5. Grant Mahoney (2008-11)	66
6. Jamie Kohl (1995-98)	59
7. Bret Culbertson (2004-07)	55
8. Reggie Shoemake (1970-71)	34
9. Rick Frank (1985-86)	33
10. Scott Kollman (1975-77)	32

### Total Kicks Made

1. Jeff Shudak (1987-90)	150
2. Jamie Kohl (1995-98)	143
3. Bret Culbertson (2004-07)	138
4. Grant Mahoney (2008-11)	132
5. Alex Giffords (1979-82)	128
6. Ty Stewart (1991-94)	121
7. Tom Goedjen (1972-74)	115
8. Scott Kollmen (1975-77)	99
9. Adam Benike (2002-03)	88
10. Reggie Shoemake (1970-71)	71

### Total Kicks Attempted

1. Jeff Shudak (1987-90)	174
2. Jamie Kohl (1995-98)	172
3. Grant Mahoney (2008-11)	166
4. Alex Giffords (1979-82)	157
Tom Goedjen (1972-74)	157
6. Bret Culbertson (2004-07)	155
7. Ty Stewart (1991-94)	151
8. Scott Kollmen (1975-77)	121
9. Adam Benike (2002-03)	97
10. Reggie Shoemake (1970-71)	88

### Kicking Points

1. Jeff Shudak (1987-90)	266
2. Jamie Kohl (1995-98)	217
3. Bret Culbertson (2004-07)	214
Alex Giffords (1979-82)	214
5. Grant Mahoney (2008-11)	210
6. Ty Stewart (1991-94)	209
7. Tom Goedjen (1972-74)	193
8. Adam Benike (2002-03)	134
9. Scott Kollmen (1975-77)	131
10. Reggie Shoemake (1970-71)	113



Brent "Big Play" Curvey returned a pair of fumbles for key touchdowns in victories over Kansas in 2004 and Colorado in 2005.



## TEAM RECORDS

### Total Offense

#### Most Points Scored

Game: .....87, Simpson, 1904  
Season: .....404, 2002

#### Most Consecutive Games Scored

138, from Oct. 26, 1991, to Oct. 18, 2003

#### Most Plays

Game: ..... 102, twice  
Season: ..... 1,022, 2011

#### Most Yards

Game: ..... 668, Dubuque, 1949  
Season: .....5,338, 2002  
Avg. Per Game: ..... 439.6, 1976

#### Most Yards Per Play

Game: .....9.2, Nebraska, 1945  
Season: .....5.9, 2000

#### Most Total First Downs

Game: ..... 35, three times  
Season: .....278, 2002

### Total Defense

#### Fewest Net Yards Allowed

Game: ..... 43, Brigham Young, 1969  
Season: ..... 1,949, 1947

#### Fewest Rushing Net Yards Allowed

Game: .....-16, Colorado, 1984  
Season: ..... 1,368, 1963

#### Fewest Passing Yards

Game: .....-3, Nebraska, 1986  
Season: .....302, 1960

#### Fewest TD Passes Allowed

Game: .....0, several times  
Season: ..... 0, 1949 (NCAA record)

#### Fewest Completions Allowed

Game: .....0, several times  
Season: ..... 29, 1960; 29, 1943

#### Lowest Completion Percentage Allowed

Game: ..... .000, several times  
Season: ..... .312, (29-93), 1960

### Punt Return Defense

Lowest Avg. Return Season: ...2.2, 2009

### Kickoff Return Defense

Lowest Avg. Return Season: ... 10.5, 1956

### Fewest First Downs Allowed

Game: ..... 2, Nebraska, 1947  
Season: .....119, 1949

### Passing

#### Most Attempts

Game: .. 62, Texas (30 completions), 1998  
Season: ..... 484, 2011

#### Most Completions

Game: .....36, twice  
Season: ..... 266, 2012

#### Most Yards Gained

Game: ..... 462, Kansas, 2008  
Season: .....3,308, 2002

#### Most Touchdown Passes

Game: ..... 6, Air Force, 1976  
Season: ..... 28, 2012

#### Most Interceptions Thrown

Game: ..... 6, three times  
Season: ..... 23, 1970

#### Fewest Interceptions Thrown

Game: ..... 0, many times  
Season: ..... 5, 1958

#### Best Completion Percentage

Game (min. 10 att.): .857 (24-28), Baylor, 2001  
Season: ..... .618 (157-254), 1989

#### Lowest Interception Pct.

Game: ..... .000, several times  
Season: ..... .025, 2008

#### Most First Downs Passing

Game: ..... 23, Texas A&M, 2008  
Season: ..... 152, 2002

### Rushing

#### Most Yards Rushing

Game: ..... 586, UNLV, 1995  
Season: ..... 2,970, 1976

#### Most Rushing Attempts

Game: ..... 79, Kent State, 1982  
Season: ..... 636, 1976

#### Most Yards Per Play

Game: ..... 8.4, UNLV, 1995  
Season: .....5.2, 2000

#### Most Touchdowns Rushing

Game: ..... 8, UNLV, 1995  
..... 8, Colorado State, 1980  
Season: ..... 30, 2002, 1989

#### Most First Downs by Rushing

Game: ..... 24, Indiana State, 1999  
Season: ..... 150, 1976

### Interceptions

#### Most Interceptions

Game: .. 10, Gustavus Adolphus, 1944  
Season: .....24, 1971

#### Most Yards Returned

Game: 202, South Dakota State, 2008  
Season: .....387, 1964

#### Most Interceptions Returned for TD

Season: .....4, 2004

### Punts

#### Most Punts

Game: ..... 18, Marquette, 1951  
Season: ..... 100, 1985

#### Fewest Punts

Game: ..... 0, three times  
Season: .....51, 2008

#### Most Punting Yards

Game: .....601, Marquette, 1951  
Season: .....3,796, 1985

#### Highest Punting Average

Game: .58.5, (2 punts) Oklahoma St., 1977  
Season: .....45.3, 1996

### Punt Returns

#### Most Punt Returns

Game: .....9, Kansas State, 1947  
Season: .....48, 1947

#### Most Yards Returned

Game: ..... 137, Tulane, 1992 (5 returns)  
Season: .....503, 1947 (48 returns)

#### Highest Avg. Per Return (Min. 4 returns)

Game: ..274, Tulane (5 returns, 137 yards), 1992  
Season: .178, 1992 (28 returns, 497 yards)

#### Punts Returned for TD

Game: .....1, several times  
Season: .....3, 2002; 3, 1992

### Kickoff Returns

#### Most Kickoff Returns

Game: ..... 12, Utah, 2010  
Season: ..... 65, 2011

#### Most Yards Returned

Game: 319, Okla. St. (9 returns), 2008  
Season: .....1,986 (46 returns), 1970

#### Highest Average Per Return (Min. 4 returns)

Game: 42.3, Colorado, 1968 (6 returns, 254 yards)  
Season: ..26.1, 1959 (24 returns, 626 yards)

#### Most Kickoffs Returned for TD

Season: ..... 2, 1963; 2, 1959

### Fumbles

#### Most Fumbles

Game: ..... 12, Northwestern, 1956  
Season: .....51, 1956

#### Most Fumbles Lost

Game: ..... 7, Drake, 1953  
Season: .....32, 1956

#### Most Opponent Fumbles Recovered

Game: ..... 7, Arizona, 1968  
Season: ..... 30, 1954

#### Fewest Fumbles

Game: .....0, several times  
Season: ..... 7, 2000

### Fewest Fumbles Lost

Game: .....0, several times  
Season: ..... 2, 2001

### Penalties

#### Most Penalties

Game: ..... 15, Utah, 1976  
Season: ..... 88, 2011

#### Most Penalty Yards

Game: ..... 156, Utah, 1976  
Season: ..... 742, 2000

#### Fewest Penalties

Game: ..0, Michigan St., 1947; 0, Drake, 1945  
Season: ..... 26, 1953

#### Fewest Penalty Yards

Game: ..0, Michigan St., 1947; 0, Drake, 1945  
Season: .....237, 1953



# IOWA STATE FOOTBALL

## TEAM SINGLE-GAME RECORDS (SINCE 1946)

### Most First Downs

35	9/8/90 vs. Northern Iowa (W, 35-6)
35	11/12/83 at Kansas State (W, 49-27)
35	11/20/71 vs. Oklahoma State (W, 54-0)
34	10/25/2008 vs. Texas A&M (L, 35-49)
33	11/18/2011 vs. Oklahoma State (W, 37-31)
33	10/9/76 vs. Utah (W, 44-14)
32	10/27/2012 vs. Baylor (W, 35-21)
32	10/23/82 at Colorado (W, 31-14)
31	10/9/82 vs. Kent State (W, 44-7)
31	10/30/76 vs. Kansas State (W, 45-14)
31	9/11/76 vs. Drake (W, 58-14)
30	11/22/2008 at Kansas State (L, 30-38)
30	10/29/2005 at Texas A&M (W, 42-14)
30	10/20/2001 vs. Oklahoma State (W, 28-14)
30	10/21/89 vs. Oklahoma (L, 40-43)
30	9/25/76 vs. Kent State (W, 47-7)
30	11/27/71 at San Diego State (W, 48-31)

### Fewest First Downs

1	10/6/51 at Marquette (T, 6-6)
4	11/7/64 at Oklahoma (L, 0-30)
4	11/10/56 vs. Oklahoma (L, 0-40)
5	10/19/2002 at Oklahoma (L, 3-49)
5	9/17/88 vs. Baylor (L, 0-35)
5	10/3/87 vs. Oklahoma (L, 3-56)
5	11/3/84 vs. Nebraska (L, 0-44)
5	10/18/69 at Kansas State (L, 7-34)
5	11/9/63 at Oklahoma (L, 14-24)
5	10/27/56 at Missouri (L, 0-34)
5	10/25/52 at Missouri (L, 0-19)
5	10/18/47 at Michigan State (L, 0-20)
5	10/26/46 vs. Oklahoma (L, 0-63)
6	10/25/86 vs. Oklahoma (L, 0-38)
6	11/4/67 at Nebraska (L, 0-12)
6	10/24/64 at Missouri (L, 0-10)
6	11/2/57 at Drake (L, 0-20)
6	11/19/55 at Colorado (L, 0-40)
6	10/3/53 at Kansas (L, 0-23)
6	11/1/52 vs. Oklahoma (L, 0-41)
6	10/11/52 vs. Kansas (L, 0-43)
6	9/21/46 at Colorado (L, 7-13)

### Fewest First Downs Allowed

2	10/11/47 vs. Nebraska (L, 7-14)
3	10/26/63 vs. Missouri (L, 0-7)
4	9/27/69 vs. Brigham Young (W, 10-0)
4	10/19/63 at Colorado (W, 19-7)
4	11/12/49 vs. Nebraska (L, 0-7)
4	11/15/47 vs. Kansas State (W, 14-0)
4	11/1/47 at Oklahoma (L, 9-27)
5	9/18/82 at Iowa (W, 19-7)
5	9/19/64 vs. Drake (W, 25-0)
5	9/20/47 vs. Northern Iowa (W, 31-14)
6	10/4/80 vs. Colorado State (W, 69-0)

6	9/17/77 at Iowa (L, 10-12)
6	9/17/60 vs. Drake (W, 46-0)
6	9/19/59 vs. Drake (W, 41-0)
6	10/5/46 vs. Northern Iowa (W, 20-18)

### Most First Downs Allowed

45	10/11/2003 at Texas Tech (L, 21-52)
37	10/8/2011 at Baylor (L, 26-49)
37	10/16/2010 at Oklahoma (L, 0-52)
37	10/24/98 at Kansas State (L, 7-52)
37	11/4/95 at Nebraska (L, 14-73)
35	10/4/2003 vs. Oklahoma (L, 7-53)
34	11/3/2012 vs. Oklahoma (L, 20-35)
34	10/10/2009 at Kansas (L, 36-41)
34	11/5/83 at Nebraska (L, 29-72)
33	10/15/2011 at Missouri (L, 17-52)
33	11/15/75 at Nebraska (L, 0-52)
32	9/7/96 vs. Wyoming (L, 38-41 ot)
32	9/30/89 at Tulane (W, 25-24)
32	10/30/71 at Oklahoma (L, 12-43)
32	11/7/70 vs. Nebraska (L, 29-54)
32	11/1/69 at Oklahoma (L, 14-37)
31	11/10/2012 at Texas (L, 7-33)
31	10/31/09 at Texas A&M (L, 10-35)
31	11/17/2007 at Kansas (L, 7-45)
31	11/9/96 at Colorado (L, 42-49)
31	10/17/92 vs. Kansas (L, 47-50)

### Most Rushing Attempts

79	9/22/73 vs. Idaho (W, 48-0)
77	10/9/82 vs. Kent State (W, 44-7)
76	11/8/52 vs. Drake (W, 55-7)
75	9/13/80 vs. Northeast Louisiana (W, 42-7)
74	11/12/77 at Kansas State (W, 22-15)
74	10/15/77 at Nebraska (W, 24-21)
73	10/30/93 at Missouri (L, 34-37)
73	10/28/78 at Kansas (W, 13-7)
73	10/30/76 vs. Kansas State (W, 45-14)
72	9/19/59 vs. Drake (W, 41-0)
71	9/10/77 vs. Wichita State (W, 35-9)
71	9/20/75 vs. Air Force (W, 17-12)
71	11/24/73 vs. Oklahoma State (W, 28-12)
71	11/9/57 vs. Nebraska (W, 13-0)
71	11/22/52 at Kansas State (W, 27-0)
71	9/29/51 at Kansas (L, 33-53)
70	9/23/95 vs. UNLV (W, 57-30)
70	11/14/92 vs. Nebraska (W, 19-10)
70	11/13/76 vs. Nebraska (W, 37-28)
70	11/12/49 vs. Nebraska (L, 0-7)

### Fewest Rushing Attempts

17	10/24/98 at Kansas State (L, 7-52)
18	10/11/2008 at Baylor (L, 10-38)
21	8/30/97 vs. Oklahoma State (L, 14-21)
22	10/20/2012 at Oklahoma State (L, 10-31)

22	11/11/61 vs. Nebraska (L, 13-16)
22	10/25/52 at Missouri (L, 0-19)
23	11/15/2008 vs. Missouri (L, 20-52)
23	10/19/2002 at Oklahoma (L, 3-49)
23	10/1/83 vs. New Mexico State (L, 17-24)
24	11/3/2012 vs. Oklahoma (L, 20-35)
24	10/13/2012 vs. Kansas State (L, 21-27)
24	10/7/2006 vs. Nebraska (L, 14-28)
24	11/3/2001 vs. Kansas State (L, 3-42)
24	11/7/70 vs. Nebraska (L, 29-54)
24	10/10/64 vs. Kansas (L, 6-42)
24	11/14/53 at Oklahoma (L, 0-47)
25	9/11/2010 at Iowa (L, 7-35)
25	10/18/2008 vs. Nebraska (L, 7-35)
25	12/31/2005 vs. TCU (L, 24-27)
25	11/12/2005 vs. Colorado (W, 30-16)
25	10/7/2000 vs. Nebraska (L, 27-49)
25	9/21/46 at Colorado (L, 7-13)

### Fewest Opponent Rushing Attempts

14	10/23/82 at Colorado (W, 31-14)
17	10/6/2007 at Texas Tech (L, 17-42)
18	11/18/2011 vs. Oklahoma State (W, 37-31)
18	10/20/2001 vs. Oklahoma State (W, 31-28)
18	9/13/80 vs. Northeast Louisiana (W, 42-7)
18	11/27/71 at San Diego State (W, 48-31)
20	10/21/2006 vs. Texas Tech (L, 26-42)
20	10/29/2005 vs. Texas A&M (W, 42-14)
20	9/20/80 vs. San Jose State (W, 27-6)
21	10/17/2009 vs. Baylor (W, 24-10)
21	10/31/92 vs. Missouri (W, 28-14)
22	9/18/99 at UNLV (W, 24-0)
22	11/28/70 at San Diego State (W, 28-22)
22	9/19/59 vs. Drake (W, 41-0)
23	9/8/90 vs. Northern Iowa (W, 35-6)
24	11/18/2006 vs. Missouri (W, 21-16)
24	10/12/85 vs. Kansas (W, 22-21)
24	10/21/72 vs. Kansas State (W, 55-22)
24	11/15/47 vs. Kansas State (W, 14-0)
25	10/2/2010 vs. Texas Tech (W, 52-38)
25	11/15/2008 vs. Missouri (L, 20-52)
25	8/28/2008 vs. South Dakota State (W, 44-17)
25	10/1/2005 at Nebraska (L, 20-27 ot)
25	12/28/2004 vs. Miami University (W, 17-13)
25	9/12/98 at Iowa (W, 27-9)
25	11/12/60 at Kansas State (W, 20-7)

### Most Opponent Rushing Attempts

87	11/6/65 at Oklahoma (L, 20-24)
84	10/30/71 at Oklahoma (L, 12-43)
83	11/9/85 at Nebraska (L, 0-49)
77	11/1/69 at Oklahoma (L, 14-37)
76	11/4/72 vs. Oklahoma (L, 6-20)
76	10/9/71 vs. Colorado (L, 14-24)
76	11/7/70 vs. Nebraska (L, 29-54)
75	11/3/2001 vs. Kansas State (L, 3-42)

75	10/31/70 vs. Oklahoma (L, 28-29)
74	11/18/95 at Missouri (L, 31-45)
74	11/8/86 vs. Nebraska (L, 14-35)
74	10/25/86 vs. Oklahoma (L, 0-38)
74	11/3/73 at Oklahoma (L, 17-34)
74	10/21/67 vs. Missouri (L, 7-23)
74	11/18/50 at Nebraska (L, 13-20)
73	11/1/80 at Colorado (L, 9-17)
73	11/15/75 at Nebraska (L, 0-52)
73	11/21/70 at Oklahoma State (L, 27-36)
73	10/27/62 at Missouri (L, 6-21)
73	11/21/59 at Oklahoma (L, 12-35)
73	11/15/58 at Kansas State (L, 6-14)

### Most Rushing Yards

586	9/23/95 vs. UNLV (W, 57-30)
449	10/4/80 vs. Colorado State (W, 69-0)
434	9/2/99 vs. Indiana State (W, 33-7)
428	9/15/79 vs. Bowling Green (W, 38-10)
417	9/17/49 vs. Dubuque (W, 64-0)
409	10/11/80 vs. Kansas State (W, 31-7)
407	9/28/96 vs. Missouri (W, 45-31)
404	11/3/62 at Oklahoma State (W, 34-7)
396	11/8/52 vs. Drake (W, 55-7)
389	10/9/82 vs. Kent State (W, 44-7)
385	9/11/76 vs. Drake (W, 58-14)
380	11/24/73 vs. Oklahoma State (W, 28-12)
377	11/20/93 vs. Colorado (L, 16-21)
374	11/1/58 vs. South Dakota (W, 53-0)
373	11/14/92 vs. Nebraska (W, 19-10)
369	10/9/76 vs. Utah (W, 44-14)
368	10/29/2011 at Texas Tech (W, 41-7)
366	9/25/71 at New Mexico (W, 44-20)
360	11/4/89 vs. Kansas State (W, 36-11)
358	10/20/62 vs. Colorado (W, 57-19)
358	11/12/60 at Kansas State (W, 20-7)
358	10/24/59 vs. Kansas State (W, 26-0)
357	9/16/72 at Colorado State (W, 41-0)
356	10/4/75 at Utah (W, 31-3)
354	9/17/60 vs. Drake (W, 46-0)

### Fewest Rushing Yards

-11	9/20/97 vs. Iowa (L, 20-63)
-11	9/13/86 at Iowa (L, 7-43)
-7	11/21/81 vs. Oklahoma State (L, 7-27)
-6	11/13/2010 at Colorado (L, 14-34)
-5	11/4/67 at Nebraska (L, 0-12)
0	11/22/97 vs. Kansas State (L, 3-28)
3	10/11/69 vs. Colorado (L, 0-14)
5	10/6/51 at Marquette (T, 6-6)
16	11/3/84 vs. Nebraska (L, 0-44)
17	10/19/2002 at Oklahoma (L, 3-49)
21	9/23/2006 at Texas (L, 14-37)
21	10/3/87 vs. Oklahoma (L, 3-56)
21	9/24/83 vs. Colorado State (W, 21-17)





# IOWA STATE FOOTBALL

## TEAM SINGLE-GAME RECORDS (SINCE 1946)

23 11/3/2001 vs. Kansas State (L, 3-42)  
 23 10/29/49 at Oklahoma (L, 7-34)  
 27 10/25/86 vs. Oklahoma (L, 0-38)  
 27 11/8/69 at Nebraska (L, 3-17)  
 28 9/8/84 at Iowa (L, 21-59)  
 29 11/17/79 at Nebraska (L, 3-34)  
 30 9/21/46 at Colorado (L, 7-13)  
 31 9/10/83 vs. Iowa (L, 10-51)  
 32 8/30/97 vs. Oklahoma State (L, 14-21)  
 32 10/1/88 at Oklahoma (L, 7-35)  
 32 10/10/64 vs. Kansas (L, 6-42)

### Fewest Opponent Rushing Yards

-16 10/13/84 at Colorado (L, 21-23)  
 -13 11/28/70 at San Diego State (W, 28-22)  
 -12 9/18/71 vs. Idaho (W, 24-7)  
 -7 10/9/82 vs. Kent State (W, 44-7)  
 3 9/13/80 vs. Northeast Louisiana (W, 42-7)  
 3 9/25/65 vs. Pacific (W, 38-13)  
 8 9/18/99 at UNLV (W, 24-0)  
 12 11/5/2005 vs. Kansas State (W, 45-17)  
 13 9/29/2001 vs. Baylor (W, 41-0)  
 18 10/4/80 vs. Colorado State (W, 69-0)  
 18 10/26/63 vs. Missouri (L, 0-7)  
 18 9/19/59 vs. Drake (W, 41-0)  
 29 10/6/2007 at Texas Tech (L, 17-42)  
 30 9/30/67 vs. New Mexico (W, 17-12)  
 34 9/27/69 vs. Brigham Young (W, 10-0)  
 35 9/14/85 vs. Utah State (W, 10-3)  
 35 10/10/59 at South Dakota (W, 41-6)  
 36 10/1/2005 at Nebraska (L, 20-27 2ot)  
 36 9/4/2004 vs. Northern Iowa (W, 23-0)  
 36 9/28/74 vs. Brigham Young (W, 34-7)  
 37 10/21/72 vs. Kansas State (W, 55-22)  
 38 9/20/58 vs. Drake (W, 33-0)  
 40 10/31/92 vs. Missouri (W, 28-14)  
 40 10/4/86 vs. Wyoming (W, 21-10)

### Most Opponent Rushing Yards

624 11/4/95 at Nebraska (L, 14-73)  
 604 11/7/87 at Nebraska (L, 3-42)  
 566 11/5/88 vs. Nebraska (L, 16-51)  
 557 10/27/90 vs. Nebraska (L, 13-45)  
 542 10/26/85 at Oklahoma (L, 14-59)  
 538 11/9/85 at Nebraska (L, 0-49)  
 531 10/3/87 vs. Oklahoma (L, 3-56)  
 504 10/30/71 at Oklahoma (L, 12-43)  
 493 10/27/79 at Oklahoma (L, 9-38)  
 491 11/15/97 at Nebraska (L, 14-77)  
 473 11/18/95 at Missouri (L, 31-45)  
 468 10/28/89 at Nebraska (L, 17-49)  
 466 10/21/78 vs. Oklahoma (L, 6-35)  
 447 10/14/89 vs. Colorado (L, 17-52)  
 439 10/9/99 at Nebraska (L, 14-49)  
 438 11/13/93 at Nebraska (L, 17-49)

427 11/23/57 at Colorado (L, 21-38)  
 426 11/5/83 at Nebraska (L, 29-72)  
 413 11/21/87 at Oklahoma State (L, 27-48)  
 413 10/31/87 vs. Colorado (L, 10-42)  
 412 9/26/53 at Northwestern (L, 0-35)  
 411 11/3/73 at Oklahoma (L, 17-34)  
 406 10/22/49 vs. Missouri (L, 0-32)  
 405 11/25/72 at Oklahoma State (L, 14-45)

### Most Rushing Touchdowns

8 9/23/95 vs. UNLV (W, 57-30)  
 8 10/4/80 vs. Colorado State (W, 69-0)  
 6 8/31/2002 vs. Kansas (W, 45-3)  
 6 9/8/2001 vs. Northern Iowa (W, 45-0)  
 6 9/7/91 vs. Eastern Illinois (W, 42-13)  
 6 10/29/77 vs. Kansas (W, 41-3)  
 6 10/30/76 vs. Kansas State (W, 45-14)  
 6 10/10/59 at South Dakota (W, 41-6)  
 6 11/8/52 vs. Drake (W, 55-7)  
 6 9/17/49 vs. Duquesne (W, 64-0)  
 5 11/17/2001 at Kansas (W, 49-7)  
 5 11/18/2000 vs. Kansas (W, 38-17)  
 5 10/28/2000 vs. Missouri (W, 39-20)  
 5 9/21/96 vs. Northern Iowa (W, 42-23)  
 5 10/17/92 vs. Kansas (L, 47-50)  
 5 9/8/90 vs. Northern Iowa (W, 35-6)  
 5 11/4/89 vs. Kansas State (W, 36-11)  
 5 10/22/88 vs. Kansas (W, 42-14)  
 5 9/20/86 vs. Indiana State (W, 64-9)  
 5 11/12/83 at Kansas State (W, 49-27)  
 5 9/13/80 vs. Northeast Louisiana (W, 42-7)  
 5 9/15/79 vs. Bowling Green (W, 38-10)  
 5 9/10/77 vs. Wichita State (W, 35-9)  
 5 10/9/76 vs. Utah (W, 44-14)  
 5 10/21/72 vs. Kansas State (W, 55-22)  
 5 11/13/65 vs. Kansas State (W, 38-6)  
 5 10/20/62 vs. Colorado (W, 57-19)  
 5 9/25/60 at Detroit (W, 44-21)  
 5 11/14/59 vs. San Jose State (W, 55-0)  
 5 9/29/51 at Kansas (L, 33-53)

### Fewest Rushing TDs

**The Last Time ...**  
 0 12/31/2012 vs. Tulsa (L, 17-31)  
 1 10/13/2012 vs. Kansas State (L, 21-27)  
 2 11/17/2012 at Kansas (W, 51-23)  
 3 9/1/2012 vs. Tulsa (W, 38-23)

### Fewest Rushing TDs Allowed

**The Last Time ...**  
 0 9/29/2012 vs. Texas Tech (L, 13-24)  
 1 11/23/2012 vs. West Virginia (L, 24-31)  
 2 11/17/2012 at Kansas (W, 51-23)  
 3 10/20/2012 at Oklahoma State (L, 10-31)

### Most Rushing TDs Allowed

9 11/15/97 at Nebraska (L, 14-77)  
 8 11/4/95 at Nebraska (L, 14-73)  
 8 10/26/46 vs. Oklahoma (L, 0-63)  
 7 10/3/87 vs. Oklahoma (L, 3-56)  
 7 10/26/85 at Oklahoma (L, 14-59)  
 7 11/5/83 at Nebraska (L, 29-72)  
 7 11/12/55 at Oklahoma (L, 0-52)  
 6 11/29/2003 at Missouri (L, 7-45)  
 6 11/9/2002 at Kansas State (L, 7-58)  
 6 10/6/2001 at Nebraska (L, 14-48)  
 6 11/14/2000 at Kansas State (L, 10-56)  
 6 10/7/2000 vs. Nebraska (L, 27-49)  
 6 11/13/93 at Nebraska (L, 17-49)  
 6 11/5/88 vs. Nebraska (L, 16-51)  
 6 11/21/87 at Oklahoma State (L, 27-48)  
 6 11/7/87 at Nebraska (L, 3-42)  
 6 11/9/85 at Nebraska (L, 0-49)  
 6 9/10/83 vs. Iowa (L, 10-51)  
 6 11/13/82 vs. Nebraska (L, 10-48)  
 6 10/25/80 vs. Oklahoma (L, 7-42)  
 6 11/25/72 at Oklahoma State (L, 14-45)  
 6 11/7/70 vs. Nebraska (L, 29-54)  
 6 10/19/68 at Oklahoma (L, 7-42)  
 6 10/15/66 vs. Colorado (L, 21-41)  
 6 10/20/56 vs. Colorado (L, 0-52)  
 6 11/19/55 at Colorado (L, 0-40)  
 6 10/1/55 at Illinois (L, 0-40)  
 6 9/29/51 at Kansas (L, 33-53)

### Most Pass Attempts

62 10/3/98 at Texas (L, 33-54)  
 60 11/18/2011 vs. Oklahoma State (W, 37-31)  
 54 10/27/2012 vs. Baylor (W, 35-21)  
 54 11/15/2008 vs. Missouri (L, 20-52)  
 54 9/20/97 vs. Iowa (L, 20-63)  
 51 10/1/2011 vs. Texas (L, 14-37)  
 51 9/29/2007 at Nebraska (L, 17-35)  
 50 11/22/2008 at Kansas State (L, 30-38)  
 49 10/21/89 vs. Oklahoma (L, 40-43)  
 48 10/20/2012 at Oklahoma State (L, 10-31)  
 48 10/27/2007 at Missouri (L, 28-42)  
 48 9/8/2007 vs. Northern Iowa (L, 13-24)  
 48 10/27/2001 at Texas A&M (L, 21-24)  
 47 11/2/2002 vs. Missouri (W, 42-35)  
 47 11/2/85 vs. Missouri (L, 27-28)  
 47 9/15/84 vs. Drake (W, 21-17)  
 47 11/5/83 at Nebraska (L, 29-72)  
 47 10/29/83 vs. Missouri (L, 18-41)  
 47 10/8/83 vs. Kansas (W, 38-35)  
 46 10/25/2008 vs. Texas A&M (L, 35-49)  
 46 10/4/2008 vs. Kansas (L, 33-35)  
 46 10/10/81 at San Diego State (L, 31-52)  
 45 9/1/2012 vs. Tulsa (W, 38-23)  
 45 9/23/2006 at Texas (L, 14-37)  
 45 9/13/2003 vs. Iowa (L, 21-40)

45 9/5/98 vs. Texas Christian (L, 21-31)  
 45 10/1/83 vs. New Mexico State (L, 17-24)  
 44 9/11/2010 at Iowa (L, 7-35)  
 44 11/23/2002 vs. Connecticut (L, 20-37)  
 44 11/13/65 vs. Kansas State (W, 38-6)

### Fewest Pass Attempts

0 10/29/60 at Oklahoma State (W, 13-6)  
 0 10/6/51 at Marquette (T, 6-6)  
 2 10/1/60 at Nebraska (W, 10-7)  
 3 11/9/63 at Oklahoma (L, 14-24)  
 3 10/7/61 at Oklahoma (W, 21-15)  
 3 9/23/61 vs. Oklahoma State (W, 14-7)  
 3 11/7/59 vs. Nebraska (W, 18-6)  
 4 11/14/92 vs. Nebraska (W, 19-10)  
 4 9/28/63 vs. VMI (W, 21-6)  
 4 9/25/59 at Denver (W, 28-12)  
 4 11/10/56 vs. Oklahoma (L, 0-40)  
 4 10/6/56 at Nebraska (L, 7-9)  
 5 11/2/91 at Missouri (W, 23-22)  
 5 11/18/61 at Tulsa (W, 27-6)  
 5 10/22/60 at Missouri (L, 8-34)  
 5 10/10/59 at South Dakota (W, 41-0)  
 5 10/12/57 at Kansas (W, 21-6)

### Fewest Opponent Pass Attempts

1 11/12/49 vs. Nebraska (L, 0-7)  
 2 10/25/80 vs. Oklahoma (L, 7-42)  
 2 10/22/60 at Missouri (L, 8-34)  
 2 11/21/59 at Oklahoma (L, 12-35)  
 2 10/26/57 vs. Kansas State (L, 10-14)  
 2 10/11/47 vs. Nebraska (L, 7-14)  
 2 10/5/46 vs. Northern Iowa (W, 20-18)  
 3 11/25/72 at Oklahoma State (L, 14-45)  
 3 10/21/61 vs. Missouri (L, 7-13)  
 3 10/16/54 vs. Colorado (L, 0-20)  
 3 11/18/50 at Nebraska (L, 13-20)  
 3 10/18/47 at Michigan State (L, 0-20)  
 4 10/27/90 vs. Nebraska (L, 13-45)  
 4 10/25/75 at Oklahoma (L, 7-39)  
 4 10/18/75 vs. Kansas (L, 10-21)  
 4 10/27/62 at Missouri (L, 6-21)  
 4 10/29/60 at Oklahoma State (W, 13-6)  
 4 10/8/60 vs. Kansas (L, 14-28)  
 4 11/8/58 vs. Oklahoma (L, 0-20)  
 4 10/6/56 at Nebraska (L, 7-9)  
 4 11/9/46 vs. Drake (T, 7-7)  
 4 10/12/46 vs. Kansas (L, 8-24)



# IOWA STATE FOOTBALL

## TEAM SINGLE-GAME RECORDS (SINCE 1946)

### Most Opponent Pass Attempts

78	10/11/2003 at Texas Tech (L, 21-52)
62	10/2/2010 vs. Texas Tech (W, 52-38)
59	10/21/72 vs. Kansas State (W, 55-22)
58	11/18/2011 vs. Oklahoma State (W, 37-31)
57	10/23/2010 at Texas (W, 28-21)
55	10/1/2005 at Nebraska (L, 20-27 ot)
55	9/20/80 vs. San Jose State (W, 27-6)
52	9/7/96 vs. Wyoming (L, 38-41 ot)
51	10/27/2012 vs. Baylor (W, 35-21)
51	10/12/2002 vs. Texas Tech (W, 31-17)
51	10/31/92 vs. Missouri (W, 28-14)
51	10/4/86 vs. Wyoming (W, 21-10)
50	11/27/71 at San Diego State (W, 48-31)
50	10/12/68 at Kansas State (W, 23-14)
49	9/1/2012 vs. Tulsa (W, 38-23)
49	10/10/09 at Kansas (L, 36-41)
49	10/6/2007 at Texas Tech (L, 17-42)
49	8/31/2006 vs. Toledo (W, 45-43 3ot)
49	11/2/91 at Missouri (W, 23-22)
49	11/28/70 at San Diego State (W, 28-22)
48	10/7/89 at Kansas (W, 24-20)
47	10/20/2012 at Oklahoma State (L, 10-31)
47	9/29/2012 vs. Texas Tech (L, 13-24)
47	11/9/96 at Colorado (L, 42-49)
47	10/10/81 at San Diego State (L, 31-52)

### Most Completions

36	10/27/2012 vs. Baylor (W, 35-21)
36	11/15/2008 vs. Missouri (L, 20-52)
33	10/27/2007 at Missouri (L, 28-42)
32	9/1/2012 vs. Tulsa (W, 38-23)
32	11/22/2008 at Kansas State (L, 30-38)
31	11/18/2011 vs. Oklahoma State (W, 37-31)
31	11/2/2002 vs. Missouri (W, 42-35)
30	9/3/2005 vs. Illinois State (W, 32-21)
30	10/27/2001 at Texas A&M (L, 21-24)
30	10/3/98 at Texas (L, 33-54)
29	11/21/2009 at Missouri (L, 24-34)
29	9/8/2007 vs. Northern Iowa (L, 13-24)
29	11/12/83 at Kansas State (W, 49-27)
29	10/29/83 vs. Missouri (L, 18-41)
28	10/1/2011 vs. Texas (L, 14-37)
28	10/25/2008 vs. Texas A&M (L, 35-49)
28	10/8/83 vs. Kansas (W, 38-35)
27	11/13/2010 at Colorado (L, 14-34)
27	9/2/2010 vs. Northern Illinois (W, 27-10)
27	10/4/2008 vs. Kansas (L, 33-35)
27	9/20/97 vs. Iowa (L, 20-63)
27	10/21/89 vs. Oklahoma (L, 40-43)
26	9/29/2007 at Nebraska (L, 17-35)
26	9/13/2003 vs. Iowa (L, 21-40)
26	11/5/83 at Nebraska (L, 29-72)
25	9/10/2011 vs. Iowa (W, 44-41)
25	10/17/2009 vs. Baylor (W, 24-10)
25	10/10/2009 at Kansas (L, 36-41)

25	9/23/2006 at Texas (L, 14-37)
25	12/27/2001 Independence Bowl vs. Alabama (L, 13-14)
25	10/11/86 at Kansas (W, 13-10)
25	10/6/84 at Kansas (L, 14-33)
25	9/8/84 at Iowa (L, 21-59)
25	10/10/81 at San Diego State (L, 31-52)
25	11/19/66 at Arizona (L, 24-27)

### Fewest Completions

0	10/29/60 at Oklahoma State (W, 13-6)
0	10/1/60 at Nebraska (W, 10-7)
0	10/6/56 at Nebraska (L, 7-9)
0	10/6/51 at Marquette (T, 6-6)
1	11/2/91 at Missouri (W, 23-22)
1	10/24/81 vs. Colorado (W, 17-10)
1	9/16/78 vs. San Diego State (W, 14-13)
1	9/30/67 vs. New Mexico (W, 17-12)
1	9/26/64 at Oklahoma State (L, 14-29)
1	11/9/63 at Oklahoma (L, 14-24)
1	9/15/62 vs. Drake (W, 14-7)
1	11/7/59 vs. Nebraska (W, 18-6)
1	10/12/57 at Kansas (W, 21-6)
1	11/10/56 vs. Oklahoma (L, 0-40)
1	10/4/47 at Kansas (L, 7-27)

### Fewest Completions Allowed

0	10/25/80 vs. Oklahoma (L, 7-42)
0	10/18/75 vs. Kansas (L, 10-21)
0	10/27/62 at Missouri (L, 6-21)
0	11/21/59 at Oklahoma (L, 12-35)
0	10/26/57 vs. Kansas State (L, 10-14)
0	11/18/50 at Nebraska (L, 13-20)
0	10/7/50 vs. Northern Iowa (W, 26-8)
0	11/12/49 vs. Nebraska (L, 0-7)
0	10/11/47 vs. Nebraska (L, 7-14)
1	11/8/86 vs. Nebraska (L, 14-35)
1	10/19/85 vs. Colorado (L, 6-40)
1	10/25/75 at Oklahoma (L, 7-39)
1	10/29/60 at Oklahoma State (W, 13-6)
1	10/22/60 at Missouri (L, 8-34)
1	10/1/60 at Nebraska (W, 10-7)
1	11/8/58 vs. Oklahoma (L, 0-20)
1	10/25/58 at Missouri (L, 6-14)
1	10/6/56 at Nebraska (L, 7-9)
1	9/29/56 at Northwestern (L, 13-14)
1	11/1/47 at Oklahoma (L, 9-27)
1	10/18/47 at Michigan State (L, 0-20)
1	10/12/46 vs. Kansas (L, 8-24)
1	10/5/46 vs. Northern Iowa (W, 20-18)

### Most Completions Allowed

52	10/11/2003 at Texas Tech (L, 21-52)
42	11/18/2011 vs. Oklahoma State (W, 37-31)
42	10/2/2010 vs. Texas Tech (W, 52-38)
40	10/6/2007 at Texas Tech (L, 17-42)

39	8/31/2006 vs. Toledo (W, 45-43 3ot)
37	10/10/2009 at Kansas (L, 36-41)
37	10/12/2002 vs. Texas Tech (W, 31-17)
36	10/1/2005 at Nebraska (L, 20-27 2ot)
36	9/7/96 vs. Wyoming (L, 38-41 ot)
34	10/23/2010 at Texas (W, 28-21)
33	10/10/81 at San Diego State (L, 31-52)
32	11/3/2012 vs. Oklahoma (L, 20-35)
32	10/20/2012 at Oklahoma State (L, 10-31)
32	10/16/2010 at Oklahoma (L, 0-52)
32	11/15/2008 vs. Missouri (L, 20-52)
31	10/27/2012 vs. Baylor (W, 35-21)
31	9/29/2012 vs. Texas Tech (L, 13-24)
31	10/25/2008 vs. Texas A&M (L, 35-49)
31	10/21/2006 vs. Texas Tech (L, 26-42)
31	10/23/2004 at Baylor (W, 26-25)
31	9/30/89 at Tulane (W, 25-24)
30	11/17/2007 at Kansas (L, 7-45)
30	10/30/99 vs. Texas (L, 41-44)
30	11/28/70 at San Diego State (W, 28-22)
29	11/18/2006 vs. Missouri (W, 21-16)
29	10/4/2003 vs. Oklahoma (L, 7-53)
29	10/31/92 vs. Missouri (W, 28-14)
29	10/13/73 at Brigham Young (W, 26-24)
29	10/12/68 at Kansas State (W, 23-14)

### Most Interceptions Thrown

6	10/29/88 at Colorado (L, 12-24)
6	9/27/52 at Illinois (L, 7-33)
6	10/25/47 vs. Missouri (L, 7-26)
5	9/24/09 vs. Iowa (L, 35-3)
5	9/8/84 at Iowa (L, 21-59)
5	11/22/75 vs. Oklahoma State (L, 7-14)
5	9/18/71 vs. Idaho (W, 24-7)
5	11/22/69 vs. Oklahoma State (L, 0-35)
5	11/10/51 vs. Nebraska (L, 27-34)
5	11/23/2002 vs. Connecticut (L, 20-37)
4	10/3/98 at Texas (L, 33-54)
4	9/26/92 vs. Northern Iowa (L, 10-27)
4	11/3/84 vs. Nebraska (L, 0-44)
4	9/25/82 vs. Drake (W, 35-10)
4	9/21/74 at Washington (L, 28-31)
4	10/27/73 vs. Kansas (L, 20-22)
4	11/11/72 vs. Nebraska (T, 23-23)
4	10/2/71 at Kent State (W, 17-14)
4	11/21/70 at Oklahoma State (L, 27-36)
4	10/31/70 vs. Oklahoma (L, 28-29)
4	10/24/70 at Kansas (L, 10-24)
4	9/25/65 vs. Pacific (W, 38-13)
4	10/22/55 vs. Kansas State (L, 7-9)
4	10/1/55 at Illinois (L, 0-40)
4	10/23/54 at Missouri (L, 14-32)
4	11/1/52 vs. Oklahoma (L, 0-41)
4	11/3/51 at Colorado (L, 20-47)
4	11/11/50 vs. Drake (L, 21-35)

### Least Interceptions Thrown

The Last Time ...	
0	11/23/2012 vs. West Virginia (L, 24-31)
1	11/3/2012 vs. Oklahoma (L, 20-35)
2	12/31/2012 vs. Tulsa (L, 17-31)

### Fewest Interceptions By Opponent

The Last Time ...	
0	11/23/2012 vs. West Virginia (L, 24-31)
1	12/31/2012 vs. Tulsa (L, 17-31)
2	11/3/2012 vs. Oklahoma (L, 20-35)

### Most Interceptions By Opponent

7	10/9/76 vs. Utah (W, 44-14)
7	11/8/52 vs. Drake (W, 55-7)
6	9/8/2001 vs. Northern Iowa (W, 45-0)
6	10/12/68 at Kansas State (W, 23-14)
6	9/27/58 at Arizona (W, 14-0)
5	8/28/2008 vs. South Dakota St. (W, 44-17)
5	11/17/2001 at Kansas (W, 49-7)
5	11/27/71 at San Diego State (W, 48-31)
5	9/18/71 vs. Idaho (W, 24-7)
5	9/27/52 at Illinois (L, 7-33)
5	11/5/49 at Drake (W, 21-8)
4	9/18/2004 vs. Northern Illinois (W, 48-41)
4	9/17/83 at Vanderbilt (L, 26-29)
4	9/18/76 at Air Force (W, 41-6)
4	10/26/74 at Kansas (W, 22-6)
4	11/24/73 vs. Oklahoma State (W, 28-12)
4	10/13/73 at Brigham Young (W, 26-24)
4	10/21/72 vs. Kansas State (W, 55-22)
4	9/16/72 at Colorado State (W, 41-0)
4	11/21/70 at Oklahoma State (L, 27-36)
4	9/26/70 vs. Colorado State (W, 37-6)
4	9/28/68 at Brigham Young (W, 28-20)
4	10/14/67 vs. Kansas State (W, 17-0)
4	11/12/66 at Kansas State (W, 30-13)
4	11/18/61 at Tulsa (W, 27-6)
4	11/14/59 vs. San Jose State (W, 55-0)
4	10/3/59 vs. Missouri (L, 0-14)
4	11/13/48 vs. Michigan State (L, 7-48)
4	9/20/47 vs. Northern Iowa (W, 20-18)

### Most Passing Yards

462	11/22/2008 at Kansas State (L, 30-36)
437	10/3/98 at Texas (L, 33-54)
425	11/2/2002 vs. Missouri (W, 42-35)
407	10/21/89 vs. Oklahoma (L, 40-43)
401	10/25/2008 vs. Texas A&M (L, 35-49)
381	10/27/2012 vs. Baylor (W, 35-21)
381	9/20/97 vs. Iowa (L, 20-63)
376	11/18/2011 vs. Oklahoma State (W, 37-31)
371	10/29/2005 vs. Texas A&M (W, 42-14)
364	11/6/2004 vs. Nebraska (W, 34-27)





# IOWA STATE FOOTBALL

## TEAM SINGLE-GAME RECORDS (SINCE 1946)

361	9/14/2002 at Iowa (W, 36-31)
348	10/27/2001 at Texas A&M (L, 21-24)
346	10/7/2000 vs. Nebraska (L, 27-49)
346	11/5/83 at Nebraska (L, 29-72)
335	11/19/66 at Arizona (L, 24-27)
332	11/20/99 at Kansas (L, 28-31)
330	9/29/2001 vs. Baylor (W, 41-0)
327	9/8/84 at Iowa (L, 21-59)
326	11/15/2008 vs. Missouri (L, 20-52)
325	9/22/84 at Texas A&M (L, 17-38)
323	9/30/2006 vs. Northern Iowa (W, 28-27)
319	9/13/2003 vs. Iowa (L, 21-40)
317	10/1/2005 at Nebraska (L, 20-27 2ot)
314	9/3/2005 vs. Illinois State (W, 32-21)
313	8/24/2002 vs. Florida State (L, 31-38)
310	11/15/86 vs. Kansas State (W, 48-19)
310	11/27/71 at San Diego State (W, 48-31)
308	12/28/2000 Insight.com Bowl vs. Pittsburgh (W, 37-29)
307	11/17/2012 vs. Kansas (W, 51-23)
300	10/8/83 vs. Kansas (W, 38-35)
302	9/23/2006 at Texas (L, 14-37)
298	9/20/86 vs. Indiana State (W, 64-9)
295	9/21/2002 vs. Troy State (W, 42-12)
295	9/13/97 at Minnesota (L, 29-53)
295	10/10/87 vs. Northern Iowa (W, 39-38)
293	10/10/2009 at Kansas (L, 36-41)
293	11/13/65 vs. Kansas State (W, 38-6)
291	10/30/99 vs. Texas (L, 41-44)
291	10/10/81 at San Diego State (L, 31-52)
290	10/14/2000 at Oklahoma State (W, 33-26)
289	11/1/86 at Missouri (W, 37-14)
286	9/9/2000 vs. UNLV (W, 37-22)
286	11/12/83 at Kansas State (W, 49-27)
285	8/30/97 vs. Oklahoma State (L, 14-21)

### Fewest Passing Yards

-1	11/19/55 at Colorado (L, 0-40)
0	10/29/60 at Oklahoma State (W, 13-6)
0	10/1/60 at Nebraska (W, 10-7)
0	10/6/56 at Nebraska (L, 7-9)
0	10/6/51 at Marquette (T, 6-6)
2	11/12/49 vs. Nebraska (L, 0-7)
6	11/2/91 at Missouri (W, 23-22)
6	11/9/63 at Oklahoma (L, 14-24)
7	9/15/62 vs. Drake (W, 14-7)
8	9/30/67 vs. New Mexico (W, 17-12)
8	9/26/64 at Oklahoma State (L, 14-29)
11	9/16/78 vs. San Diego State (W, 14-13)
11	11/10/56 vs. Oklahoma (L, 0-40)
12	10/12/57 at Kansas (W, 21-6)
12	10/27/56 at Missouri (L, 0-34)
12	10/18/47 at Michigan State (L, 0-20)
14	11/8/58 vs. Oklahoma (L, 0-20)
15	11/7/59 vs. Nebraska (W, 18-6)
18	9/18/99 at UNLV (W, 24-0)
18	10/3/64 vs. Nebraska (L, 7-14)

18	11/5/55 vs. Nebraska (L, 7-10)
19	10/25/80 vs. Oklahoma (L, 7-42)
20	10/18/69 at Kansas State (L, 7-34)
20	11/13/54 at Kansas State (L, 7-12)

### Fewest Passing Yards Allowed

-3	11/8/86 vs. Nebraska (L, 14-35)
0	10/25/80 vs. Oklahoma (L, 7-42)
0	10/18/75 vs. Kansas (L, 10-21)
0	10/27/62 at Missouri (L, 6-21)
0	11/21/59 at Oklahoma (L, 12-35)
0	10/26/57 vs. Kansas State (L, 10-14)
0	11/18/50 at Nebraska (L, 13-20)
0	10/7/50 vs. Northern Iowa (W, 20-18)
0	11/12/49 vs. Nebraska (L, 0-7)
0	10/11/47 vs. Nebraska (L, 7-14)
2	10/29/60 at Oklahoma State (W, 13-6)
3	10/18/47 at Michigan State (L, 0-20)
5	11/8/58 vs. Oklahoma (L, 0-20)
5	10/6/56 at Nebraska (L, 7-9)
7	11/1/47 at Oklahoma (L, 9-27)
9	9/27/69 vs. Brigham Young (W, 10-0)
10	9/22/79 at Texas (L, 9-17)
11	11/1/58 vs. South Dakota (W, 53-0)
11	9/29/56 at Northwestern (L, 13-14)
14	10/19/85 vs. Colorado (L, 6-40)

### Most Passing Yards Allowed

535	10/11/2003 at Texas Tech (L, 21-52)
476	11/18/2011 vs. Oklahoma State (W, 37-31 2ot)
460	10/6/2007 vs. Texas Tech (L, 17-42)
452	10/10/81 at San Diego State (L, 31-52)
439	10/13/73 at Brigham Young (W, 26-24)
431	10/1/2005 at Nebraska (L, 20-27 2ot)
426	10/27/2012 vs. Baylor (W, 35-21)
419	11/1/2008 at Oklahoma State (L, 17-59)
415	10/20/2012 at Oklahoma State (L, 10-31)
414	10/4/2003 vs. Oklahoma (L, 7-53)
411	10/7/89 at Kansas (W, 24-20)
405	11/3/2012 vs. Oklahoma (L, 20-35)
401	11/9/96 at Colorado (L, 42-49)
387	11/10/2012 at Texas (L, 7-33)
386	9/7/96 vs. Wyoming (L, 38-41 ot)
381	10/25/2008 vs. Texas A&M (L, 35-49)
377	10/2/2010 vs. Texas Tech (W, 52-38)
370	11/28/70 at San Diego State (W, 28-22)
368	10/21/2006 vs. Texas Tech (L, 26-42)
367	8/31/2006 vs. Toledo (W, 45-43 3ot)
357	9/28/85 vs. Iowa (L, 3-57)
357	11/27/71 at San Diego State (W, 48-31)
354	10/9/2010 vs. Utah (L, 27-68)
354	11/17/2007 at Kansas (L, 7-45)
354	9/13/86 at Iowa (L, 7-43)
353	9/17/83 at Vanderbilt (L, 26-29)
347	10/16/2010 at Oklahoma (L, 0-52)

347	11/3/2007 vs. Kansas State (W, 31-28)
347	12/28/2000 Insight.com Bowl vs. Pittsburgh (W, 37-29)
347	12/1/73 at San Diego State (L, 28-41)
345	10/30/99 vs. Texas (L, 41-44)
344	10/23/2010 at Texas (W, 28-21)
343	10/18/2003 vs. Texas (L, 19-40)
342	9/20/97 vs. Iowa (L, 20-63)
341	10/21/72 vs. Kansas State (W, 55-22)
337	11/21/2009 at Missouri (L, 24-34)
333	10/3/92 at Oklahoma (L, 3-17)
332	9/29/2012 vs. Texas Tech (L, 13-24)
331	11/5/94 at Kansas State (L, 20-38)
328	11/15/2008 vs. Missouri (L, 20-52)
328	10/18/2008 vs. Nebraska (L, 7-35)
328	10/14/2000 at Oklahoma State (W, 33-26)
321	11/2/91 at Missouri (W, 23-22)
321	10/27/73 vs. Kansas (L, 20-22)
320	10/29/94 vs. Missouri (L, 20-34)

### Most Passing TDs

6	9/18/76 at Air Force (W, 41-6)
5	10/27/2012 vs. Baylor (W, 35-21)
5	10/3/98 at Texas (L, 33-54)
4	11/17/2012 at Kansas (W, 51-23)
4	10/6/2012 at TCU (W, 37-23)
4	9/10/2011 vs. Iowa (W, 44-41)
4	10/2/02010 vs. Texas Tech (W, 52-38)
4	10/29/2005 at Texas A&M (W, 42-14)
4	9/7/2002 vs. Tennessee Tech (W, 58-6)
4	9/29/2001 vs. Baylor (W, 41-0)
4	10/21/89 vs. Oklahoma (L, 40-43)
4	11/15/86 vs. Kansas State (W, 48-19)
4	9/27/86 vs. Wichita State (W, 36-14)
4	9/25/76 vs. Kent State (W, 47-7)
4	9/11/76 vs. Drake (W, 58-14)
4	11/20/71 vs. Oklahoma State (W, 54-0)
4	11/7/70 vs. Nebraska (L, 29-54)
4	9/20/52 vs. South Dakota State (W, 35-0)
4	11/10/51 vs. Nebraska (L, 27-34)
4	9/22/51 vs. Wayne (W, 53-21)
4	9/17/49 vs. Duquesne (W, 64-0)

### Fewest Passing TDs

<b>The Last Time ...</b>	
0	11/3/2012 vs. Oklahoma (L, 20-35)
1	12/31/2012 vs. Tulsa (L, 17-31)
2	10/13/2012 vs. Kansas State (L, 21-27)

### Fewest Passing TDs Allowed

<b>The Last Time ...</b>	
0	12/31/2012 vs. Tulsa (L, 17-31)
1	11/17/2012 at Kansas (W, 51-23)
2	11/23/2012 vs. West Virginia (L, 24-31)

### Most Passing TDs Allowed

6	10/21/2006 vs. Texas Tech (L, 26-42)
5	10/2/2010 vs. Texas Tech (W, 52-38)
5	11/1/2008 at Oklahoma State (L, 17-59)
5	11/17/2007 at Kansas (L, 7-45)
5	10/4/2003 vs. Oklahoma (L, 7-53)
5	11/9/96 at Colorado (L, 42-49)
5	9/8/84 at Iowa (L, 21-59)
4	11/3/2012 vs. Oklahoma (L, 20-35)
4	10/10/2009 at Kansas (L, 36-41)
4	9/12/2009 vs. Iowa (L, 3-35)
4	11/22/2008 at Kansas State (L, 30-38)
4	11/8/2008 at Colorado (L, 24-28)
4	10/25/2008 vs. Texas A&M (L, 35-49)
4	10/13/2007 vs. Texas (L, 3-56)
4	10/6/2007 at Texas Tech (L, 17-42)
4	10/9/2004 vs. Texas A&M (L, 3-34)
4	9/18/2004 vs. Northern Illinois (W, 48-41)
4	9/20/97 vs. Iowa (L, 20-63)
4	9/7/96 vs. Wyoming (L, 38-41 ot)
4	11/11/95 vs. Kansas State (L, 7-49)
4	11/5/94 at Kansas State (L, 20-38)
4	10/17/92 vs. Kansas (L, 47-50)
4	9/28/85 vs. Iowa (L, 3-57)
4	10/10/81 at San Diego State (L, 31-52)
4	12/1/73 at San Diego State (L, 28-41)
4	11/27/71 at San Diego State (W, 48-31)
4	11/13/48 vs. Michigan State (L, 7-48)

### Most Total Plays

102	10/27/2012 vs. Baylor (W, 35-21)
102	9/29/2007 at Nebraska (L, 17-35)
101	11/18/2011 vs. Oklahoma State (W, 37-31)
101	10/9/82 vs. Kent State (W, 44-7)
101	9/22/73 vs. Idaho (W, 48-0)
99	10/10/81 at San Diego State (L, 31-52)
99	10/30/76 vs. Kansas State (W, 45-14)
98	10/21/89 vs. Oklahoma (L, 40-43)
98	10/9/76 vs. Utah (W, 44-14)
98	11/13/65 vs. Kansas State (W, 38-6)
97	9/13/80 vs. Northeast Louisiana (W, 42-7)
96	9/29/51 at Kansas (L, 33-53)
95	9/15/84 vs. Drake (W, 21-17)
94	11/27/71 at San Diego State (W, 48-31)
94	9/18/71 vs. Idaho (W, 24-7)
93	10/29/2011 vs. Texas Tech (W, 41-7)
93	11/2/85 vs. Missouri (L, 27-28)
93	10/23/82 at Colorado (W, 31-14)
92	11/5/83 at Nebraska (L, 29-72)
92	9/20/80 vs. San Jose State (W, 27-6)
91	9/26/87 at Wyoming (L, 17-34)
90	9/1/2012 vs. Tulsa (W, 38-23)
90	9/10/2011 vs. Iowa (W, 44-41)
90	9/25/76 vs. Kent State (W, 47-7)
90	10/23/71 vs. Kansas (W, 40-24)



# IOWA STATE FOOTBALL

## TEAM SINGLE-GAME RECORDS (SINCE 1946)

### Fewest Total Plays

37	9/23/61 vs. Oklahoma State (W, 14-7)
39	10/25/52 at Missouri (L, 0-19)
40	10/24/64 at Missouri (L, 0-10)
42	10/15/60 vs. Colorado (L, 6-21)
43	10/29/60 at Oklahoma State (W, 13-6)
43	10/22/60 at Missouri (L, 8-34)
43	9/28/57 at Syracuse (T, 7-7)
44	10/3/64 vs. Nebraska (L, 7-14)
44	11/11/61 vs. Nebraska (L, 13-16)
44	9/25/59 at Denver (W, 28-12)
44	11/15/58 at Kansas State (L, 6-14)
44	11/2/57 at Drake (L, 0-20)
44	10/18/47 at Michigan State (L, 0-20)
45	10/19/2002 at Oklahoma (L, 3-49)
45	10/19/57 vs. Missouri (L, 13-35)
45	9/25/54 at Northwestern (L, 14-27)
46	11/17/79 at Nebraska (L, 3-34)
46	11/7/59 vs. Nebraska (W, 18-6)
46	11/3/56 vs. Drake (W, 39-14)
46	10/9/48 vs. Kansas (L, 7-20)
47	11/8/80 at Missouri (L, 10-14)
47	10/2/65 at Nebraska (L, 0-44)
47	10/27/62 at Missouri (L, 6-21)
47	11/18/61 at Tulsa (W, 27-6)
47	9/18/54 vs. South Dakota State (W, 34-6)
47	10/6/51 at Marquette (T, 6-6)

### Fewest Opponent Total Plays

34	11/15/47 vs. Kansas State (W, 14-0)
35	11/12/49 vs. Nebraska (L, 0-7)
35	10/11/47 vs. Nebraska (L, 7-14)
38	11/12/60 at Kansas State (W, 20-7)
40	10/9/54 vs. Kansas (W, 33-6)
42	9/18/82 at Iowa (W, 19-7)
42	11/2/46 at Kansas State (W, 13-7)
44	10/23/82 at Colorado (W, 31-14)
44	9/19/59 vs. Drake (W, 41-0)
44	11/22/52 at Kansas State (W, 27-0)
45	9/18/99 at UNLV (W, 24-0)
45	10/4/58 at Nebraska (L, 6-7)
45	10/2/54 at Nebraska (L, 14-39)
45	10/2/48 at Kansas State (W, 20-0)
46	10/26/63 vs. Missouri (L, 0-7)
46	9/20/58 vs. Drake (W, 33-0)
46	9/17/55 vs. Denver (L, 7-19)
47	10/21/89 vs. Oklahoma (L, 40-43)
47	10/2/76 vs. Oklahoma (L, 10-24)
47	11/8/47 at Drake (W, 36-6)

### Most Opponent Total Plays

111	10/11/2003 at Texas Tech (L, 21-52)
103	11/7/70 vs. Nebraska (L, 29-54)
97	10/8/2011 at Baylor (L, 26-49)
97	10/30/71 at Oklahoma (L, 12-43)

97	11/14/70 at Missouri (W, 31-19)
97	11/15/69 vs. Missouri (L, 13-40)
97	11/1/69 at Oklahoma (L, 14-37)
96	10/6/79 vs. Pacific (L, 7-24)
96	9/16/78 vs. San Diego State (W, 14-13)
95	11/6/65 at Oklahoma (L, 20-24)
94	10/16/2010 at Oklahoma (L, 0-52)
94	10/25/52 at Missouri (L, 0-19)
93	10/18/69 at Kansas State (L, 7-34)
92	11/15/75 at Nebraska (L, 0-52)
92	9/26/70 vs. Colorado State (W, 37-6)
91	11/9/85 at Nebraska (L, 0-49)
91	9/21/68 vs. Arizona (L, 12-21)
90	11/26/2011 at Oklahoma (L, 6-26)
90	10/22/2011 vs. Texas A&M (L, 17-33)
90	10/19/2002 at Oklahoma (L, 3-49)
90	11/2/91 at Missouri (W, 23-22)
90	10/7/78 vs. Nebraska (L, 0-23)
90	11/11/72 vs. Nebraska (T, 23-23)
90	10/9/71 vs. Colorado (L, 14-24)
90	9/28/68 at Brigham Young (W, 28-20)

### Most Total Yards

668	9/17/49 vs. Dubuque (W, 64-0)
648	9/23/95 vs. UNLV (W, 57-30)
626	11/22/2008 at Kansas State (L, 30-38)
618	10/4/80 vs. Colorado State (W, 69-0)
609	10/21/89 vs. Oklahoma (L, 40-43)
602	11/2/2002 vs. Missouri (W, 42-35)
596	11/20/71 vs. Oklahoma State (W, 54-0)
587	10/9/76 vs. Utah (W, 44-14)
574	10/25/2008 vs. Texas A&M (L, 35-49)
571	10/23/82 at Colorado (W, 31-14)
568	11/18/2011 vs. Oklahoma State (W, 37-31)
568	11/1/58 vs. South Dakota (W, 53-0)
558	9/22/2001 at Ohio (W, 31-28)
557	10/27/2012 vs. Baylor (W, 35-21)
557	10/10/81 at San Diego State (L, 31-52)
556	11/27/71 at San Diego State (W, 48-31)
551	9/2/99 vs. Indiana State (W, 33-7)
549	10/29/2005 at Texas A&M (W, 42-14)
548	11/17/2012 vs. Kansas (W, 51-23)
547	9/19/98 vs. Ball State (W, 38-0)
544	10/9/82 vs. Kent State (W, 44-7)
543	9/2/93 vs. Northern Illinois (W, 54-10)
539	11/4/89 vs. Kansas State (W, 36-11)
532	10/4/75 at Utah (W, 31-3)
532	10/21/72 vs. Kansas State (W, 55-22)
530	10/7/89 at Kansas (W, 24-20)
528	9/16/72 at Colorado State (W, 41-0)
527	11/24/62 vs. Ohio (W, 31-22)
525	9/11/76 vs. Drake (W, 58-14)

### Fewest Total Yards

5	10/6/51 at Marquette (T, 6-6)
46	10/18/47 at Michigan State (L, 0-20)
53	11/3/84 vs. Nebraska (L, 0-44)
60	10/19/2002 at Oklahoma (L, 3-49)
67	10/25/86 vs. Oklahoma (L, 0-38)
67	10/18/69 at Kansas State (L, 7-34)
73	10/3/87 vs. Oklahoma (L, 3-56)
74	10/2/65 at Nebraska (L, 0-44)
75	11/9/63 at Oklahoma (L, 14-24)
76	11/19/55 at Colorado (L, 0-40)
78	11/4/67 at Nebraska (L, 0-12)
82	10/7/78 vs. Nebraska (L, 0-23)
86	11/7/64 at Oklahoma (L, 0-30)
95	11/10/56 vs. Oklahoma (L, 0-40)
96	9/17/77 at Iowa (L, 10-12)
98	11/13/54 at Kansas State (L, 7-12)
98	10/3/53 at Kansas (L, 0-23)
104	9/17/88 vs. Baylor (L, 0-35)
105	11/6/71 at Nebraska (L, 0-37)
109	11/2/57 at Drake (L, 0-20)
111	11/1/52 vs. Oklahoma (L, 0-41)
112	10/25/52 at Missouri (L, 0-19)
113	10/1/88 at Oklahoma (L, 7-35)
113	10/18/58 vs. Colorado (L, 0-20)
113	9/21/46 at Colorado (L, 7-13)
115	9/25/54 at Northwestern (L, 14-27)

### Fewest Total Yards Allowed

43	9/27/69 vs. Brigham Young (W, 10-0)
59	10/26/63 vs. Missouri (L, 0-7)
62	10/11/47 vs. Nebraska (L, 7-14)
70	9/20/58 vs. Drake (W, 33-0)
78	9/19/64 vs. Drake (W, 25-0)
84	11/15/47 vs. Kansas State (W, 14-0)
85	11/12/49 vs. Nebraska (L, 0-7)
91	9/17/60 vs. Drake (W, 46-0)
92	9/28/74 vs. Brigham Young (W, 34-7)
96	10/4/80 vs. Colorado State (W, 69-0)
99	9/4/2004 vs. Northern Iowa (W, 23-0)
100	9/19/59 vs. Drake (W, 41-0)
102	9/18/82 at Iowa (W, 19-7)
105	11/1/58 vs. South Dakota (W, 53-0)
106	9/18/99 at UNLV (W, 24-0)
108	9/25/65 vs. Pacific (W, 38-13)
111	10/9/82 vs. Kent State (W, 44-7)
112	9/18/71 vs. Idaho (W, 24-7)
114	11/16/57 vs. South Dakota (W, 33-0)
114	11/22/52 at Kansas State (W, 27-0)

### Most Total Yards Allowed

776	11/4/95 at Nebraska (L, 14-73)
775	10/11/2003 at Texas Tech (L, 21-52)
682	11/1/2008 at Oklahoma State (L, 17-59)
679	10/30/71 at Oklahoma (L, 12-43)
672	10/16/2010 at Oklahoma (L, 0-52)
667	11/5/83 at Nebraska (L, 29-72)
666	11/7/87 at Nebraska (L, 3-42)
662	10/14/89 vs. Colorado (L, 17-52)
643	10/26/85 at Oklahoma (L, 14-59)
637	11/5/88 vs. Nebraska (L, 16-51)
625	10/20/2012 at Oklahoma State (L, 10-31)
624	10/26/96 at Baylor (L, 21-49)
624	10/27/90 vs. Nebraska (L, 13-45)
624	11/13/48 vs. Michigan State (L, 7-48)
613	10/4/2003 vs. Oklahoma (L, 7-53)
609	11/10/2012 at Texas (L, 7-33)
608	10/3/87 vs. Oklahoma (L, 3-56)
594	11/15/97 at Nebraska (L, 14-77)
593	11/3/2012 vs. Oklahoma (L, 20-35)
593	10/9/2010 vs. Utah (L, 27-68)
591	11/9/96 at Colorado (L, 42-49)
584	10/3/98 at Texas (L, 33-54)
583	10/15/2011 at Missouri (L, 17-52)
583	11/4/2000 at Kansas State (L, 10-56)
580	9/13/86 at Iowa (L, 7-43)
578	10/18/2003 vs. Texas (L, 19-40)
576	11/19/94 at Colorado (L, 20-41)
576	11/23/57 at Colorado (L, 21-38)
575	9/20/97 vs. Iowa (L, 20-63)



Wideout Ray Hardee was one of the most dangerous threats on the Cyclones' potent offensive attack from 1975-78.





# IOWA STATE FOOTBALL

## TEAM SEASON BESTS (SINCE 1946)

### Rushing Yards

1. 2,970 in 1976
2. 2,667 in 1993
3. 2,615 in 1996
4. 2,610 in 1980
5. 2,550 in 1972
6. 2,513 in 1995
7. 2,503 in 1973
8. 2,490 in 1978
9. 2,482 in 1977
10. 2,410 in 1989

### Yards Passing

1. 3,308 in 2002
2. 2,981 in 2008
3. 2,876 in 2005
4. 2,783 in 2012
5. 2,760 in 2011
6. 2,717 in 1983
7. 2,593 in 2006
8. 2,551 in 1997
9. 2,439 in 2007
10. 2,401 in 2009

### First Downs

1. 278 in 2002
2. 273 in 2011
3. 261 in 1976
4. 256 in 2012
5. 252 in 2009
6. 251 in 1971
7. 249 in 1989
8. 248 in 1972
9. 241 in 2008
10. 238 in 2001

### Total Offense

1. 5,338 in 2002
2. 5,025 in 2011
3. 4,836 in 1976
4. 4,741 in 2009
5. 4,734 in 2012
6. 4,707 in 1989
7. 4,682 in 1972
8. 4,669 in 2000
9. 4,642 in 2008
10. 4,535 in 1971

### Field Goals Attempted

1. 31 in 1972
2. 27 in 1990
3. 26 in 2002
4. 25 in 2008
- 25 in 1987
6. 24 in 1973
7. 21 in 2004
- 21 in 2000
9. 20 in 2011
- 20 in 2009
- 20 in 2005
- 20 in 1994
- 20 in 1982
- 20 in 1981

### Touchdowns Rushing

1. 30 in 1989
- 30 in 2002
3. 27 in 2000
- 27 in 1976
5. 26 in 2001
- 26 in 1977
- 26 in 1971
8. 25 in 1996
- 25 in 1959
10. 24 in 1980
- 24 in 1962

### Touchdowns Passing

1. 28 in 2012
2. 20 in 1997
- 20 in 1976
4. 19 in 2005
- 19 in 1983
6. 18 in 1986
- 18 in 1971
8. 17 in 2011
- 17 in 2008
10. 17 in 1972

### Total Plays

1. 1,022 in 2011
2. 1,008 in 2002
3. 925 in 1972
4. 923 in 2012
- 923 in 1971
6. 896 in 2009
- 896 in 2007
8. 889 in 1976
9. 887 in 2004
10. 881 in 1977

### Touchdowns

1. 50 in 2002
2. 49 in 1976
3. 45 in 1971
4. 42 in 2005
5. 41 in 2012
- 41 in 1996
- 41 in 1972
8. 39 in 2001
- 39 in 2000
- 39 in 1989

### Points Scored

1. 404 in 2002
2. 369 in 1976
3. 339 in 2005
4. 322 in 1971
5. 319 in 2012
6. 314 in 1996
7. 306 in 2000
8. 304 in 2008
9. 303 in 1896
10. 296 in 2001

### Field Goals Made

1. 20 in 1987
2. 19 in 1990
3. 18 in 2002
4. 17 in 2008
5. 15 in 1982
- 15 in 1973
7. 14 in 2005
- 14 in 2000
- 14 in 1974
10. 13 in 2009



Dexter Green (24) rushed for 1,240 yards in 1977. Tom Boskey (96) was part of a defense that allowed just 270.5 yards per game.





# IOWA STATE FOOTBALL

## IOWA STATE ATTENDANCE RECORDS (SINCE 1968)

### Largest Home Crowds

1. 56,800 vs. Kansas State, 2012
2. 56,795 vs. Northern Iowa, 2007
3. 56,585 vs. Oklahoma, 2012
4. 56,390 vs. Texas, 2011
5. 56,085 vs. Iowa, 2011
6. 55,783 vs. Western Illinois, 2012
7. 55,518 vs. Northern Iowa, 2006
8. 55,338 vs. Nebraska, 2006
9. 54,931 vs. Tulsa, 2012
10. 54,877 vs. Baylor, 2012

### Largest Road Crowds

1. 100,142 at Texas, 2010
2. 100,018 at Texas, 2012
3. 90,201 at Tennessee, 1982
4. 88,872 at Texas, 2006
5. 86,172 at Texas A&M, 2005
6. 85,938 at Nebraska, 2009
7. 85,661 at Texas A&M, 2001
8. 84,703 at Nebraska, 2007
9. 84,326 at Oklahoma, 2011
10. 84,152 at Oklahoma, 2006

### Record Crowds vs. Big 12 Opponents

**Baylor**  
Home: 45,992 (2005)  
Road: 35,625 (2011)

**Kansas**  
Home: 51,575 (2011)  
Road: 51,050 (2007)

**Kansas State**  
Home: 52,078 (1982)  
Road: 50,114 (2000)

**Oklahoma**  
Home: 52,974 (1980)  
Road: 84,326 (2011)

**Oklahoma State**  
Home: 52,02 (2011)  
Road: 47,554 (2004)

**Texas**  
Home: 56,390 (2011)  
Road: 100,142 (2010)

**Texas Christian**  
Home: 33,009 (1998)  
Road: 35,185 (1995)

**Texas Tech**  
Home: 51,842 (2002)  
Road: 59,260 (2011)

**West Virginia**  
Home: First Meeting 2012  
Road: First Meeting 2012

### Clyde Williams Field

Year	Home Att.	Home Avg.	Season Att.	Season Avg.
1968	122,261	24,452	297,427	29,743
1969	127,352	25,470	341,441	34,144
1970	110,185	27,537	355,315	32,301
1971	139,042	27,805	402,273	33,539
1972	166,106	33,221	431,061	35,922
1973	158,482	31,696	430,179	39,107
1974	162,456	32,419	403,101	36,646

### Jack Trice Stadium

Year	Home Att.	Home Avg.	Season Att.	Season Avg.
1975	198,869	39,774	448,385	40,763
1976	245,885	40,981	464,996	42,272
1977	264,362	44,060	541,111	45,093
1978	246,024	49,205	537,567	44,797
1979	272,732	45,455	577,120	52,465
1980	300,584	50,097	536,049	48,731
1981	353,800	50,114	577,265	52,473
1982	259,531	51,906	583,547	53,049
1983	344,943	49,278	561,742	51,067
1984	246,868	49,374	506,652	46,059
1985	346,062	43,258	514,689	46,699
1986	234,974	39,162	434,529	39,478
1987	240,990	40,165	424,638	38,603
1988	262,413	43,736	496,414	45,129
1989	264,141	44,023	461,906	41,991
1990	265,627	44,271	509,523	46,320
1991	249,935	41,656	475,495	43,227
1992	225,490	37,582	454,586	41,326
1993	213,303	35,551	443,955	40,360
1994	212,760	35,460	465,153	42,287
1995	262,187	37,455	449,143	40,831
1996	260,224	43,371	498,571	45,325
1997	182,433	36,487	467,390	42,490
1998	211,085	35,181	514,823	46,802
1999	233,578	38,930	467,240	42,476
2000	252,122	42,020	491,499	44,682
2001	271,034	45,172	542,868	49,352
2002	307,728	43,961	720,207	51,443
2003	313,757	44,822	550,038	45,836
2004	249,106	41,518	524,420	43,701
2005	280,232	46,705	603,972	50,331
2006	323,197	46,171	654,691	54,558
2007	346,233	49,462	597,149	49,762
2008	284,571	47,429	545,695	45,475
2009	277,453	46,242	556,063	42,774
2010	317,767	45,395	653,708	54,475
2011	321,880	53,647	695,010	53,462
2012	386,917	55,274	698,299	53,715





# IOWA STATE FOOTBALL

## JACK TRICE STADIUM RECORDS

### Individual Records

**Most Yards Rushing**

378, Troy Davis vs. Missouri, 1996

**Most Passing Yards**

476, Brandon Weeden, Oklahoma State, 2011

**Most Touchdown Passes**

6, Graham Harrell, Texas Tech, 2006

**Most Yards Receiving**

223, Marcus Harris, Wyoming, 1996

**Most Yards Total Offense**

493, Seneca Wallace vs. Missouri, 2002

**Most Touchdowns Scored**

5, Troy Davis vs. UNI, 1996

5, Troy Davis vs. UNLV, 1995

5, Joe Henderson vs. Kansas, 1988

**Most Touchdowns Pass/Run**

6, Graham Harrell, Texas Tech, 2006

**Most Field Goals**

5, Bret Culbertson vs. Iowa, 2007

5, Jeff Shudak vs. Missouri, 1990

**Most Points Scored**

30, Troy Davis vs. UNI, 1996

30, Troy Davis vs. UNLV, 1995

30, Joe Henderson vs. Kansas, 1988

### Team Records

**Most Yards Rushing**

586 vs. UNLV, 1995

**Most Yards Passing**

476, Oklahoma State, 2011

**Most Yards Total Offense**

648 vs. UNLV, 1995

**Most Points**

69 vs. Colorado State, 1980

### Longest Plays

**Rushing**

91\*, Graston Norris vs. UNLV, 1995

87, Byron Coston, Rice, 1994

**Passing**

90\*, Jammal Lord to Ross Pilkington, Nebraska, 2002

90\*, Todd Doxzon to Ed Williams vs. Oklahoma, 1995

90\*, Eric Moore to P.J. Mills, Oklahoma, 1995

**Punt**

80, Judge Johnston vs. Nebraska, 1988

**Punt Return**

94\*, David Allen, Kansas State, 1999

**Kickoff Return**

100\*, Reggie Dunn, Utah, 2010

100\*, Mark Bradley, Oklahoma, 2003

95\*, Luther Blue vs. Nebraska, 1976

**Field Goal**

62, Dave Lawson, Air Force, 1975

**Interception Return**

94\*, Jeremy Reeves vs. UNI, 2010

94\*, Dustin Avey vs. Colorado, 1997

**\*Scored touchdown**

All-American tailback Troy Davis (1994-96) equalled a Jack Trice Stadium record with five touchdowns against UNLV in 1995 and UNI in 1996.



# IOWA STATE FOOTBALL

## OPPONENT RECORDS

### Individual

#### Most Rushing Attempts

53, Steve Owens, Oklahoma, 1969

#### Most Yards Rushing

350, Ricky Williams, Texas, 1998

#### Most Passing Attempts

65, B.J. Symons, Texas Tech, 2003

#### Most Pass Completions

45, B.J. Symons, Texas Tech, 2003

#### Most Passing Yards

487, B.J. Symons, Texas Tech, 2003

#### Most Receptions

16, Marcus Harris, Wyoming, 1996

#### Most Receiving Yards

223, Marcus Harris, Wyoming, 1996

#### Most Yards Total Offense

529, B.J. Symons, Texas Tech, 2003

#### Most Points

30, Ricky Williams, Texas, 1998

#### Most Touchdowns Rushing

5, Ricky Williams, Texas, 1998

#### Most Touchdowns Passing

6, Graham Harrell, Texas Tech, 2006

#### Most Field Goals

4, Eight times  
Most Recent: Mike Hunnicutt, Oklahoma, 2011

#### Most Interceptions

3, C.J. Masters, Kansas State, 1992  
3, Lloyd Brinkman, Missouri, 1945

#### Most TD Responsible For

(run, pass, recovery, return)  
6, Graham Harrell, Texas Tech, 2006  
6, Gerry Gdowski, Nebraska, 1989

#### Most Punt Return Yardage

149, Roger Wehrl, Missouri, 1968

### Longest Plays

#### Rushing

90, Harry Ice, Missouri, 1941

#### Passing

95, Zac Robinson to Jeremy Broadway, Oklahoma St., 2008

#### Interception Return

93, Bo Ruud, Nebraska, 2007

#### Punt Return

94, David Allen, Kansas State, 1999

#### Kickoff Return

100, Reggie Dunn, Utah, 2010  
100, Mark Bradley, Oklahoma, 2003

#### Field Goal

62, Dave Lawson, Air Force, 1975

#### Punt

91, Wahoo McDaniel, Oklahoma, 1958

### Team

#### Most Points

77, Nebraska, 1997

#### Most Rushing Yards

624, Nebraska, 1995

#### Most Passing Yards

535, Texas Tech, 2003

#### Most Yards Total Offense

776, Nebraska, 1995







# IOWA STATE FOOTBALL

## SPECIAL EVENT RECORDS

### On Television (Since 1996)

Date	Opponent	Network
9-7-96	Wyoming	FSN
9-14-96	at Iowa	ABC
10-12-96	Texas A&M	FSN
8-30-97	Oklahoma State	FSN
9-6-97	at Wyoming	Regional TV
9-13-97	at Minnesota	FSN
9-20-97	Iowa	ABC
11-8-97	Colorado	FSN
11-15-97	at Nebraska	FSN
11-22-97	Kansas State	FSN
9-5-98	TCU	Big 12
9-12-98	at Iowa	ESPN2
9-26-98	Texas Tech	Big 12
9-11-99	Iowa	FSN
9-25-99	Kansas State	Big 12
10-9-99	at Nebraska	FSN
10-16-99	at Missouri	FSN
10-30-99	Texas	Big 12
9-2-00	Ohio	Big 12
9-16-00	at Iowa	ESPN
10-7-00	Nebraska	ABC
10-21-00	Texas A&M	ABC

10-28-00	Missouri
11-4-00	at Kansas State
11-11-00	at Colorado
12-28-00	vs. Pittsburgh
10-6-01	at Nebraska
11-10-01	Colorado
11-17-01	at Kansas
11-24-01	Iowa
12-27-01	vs. Alabama
8-24-02	vs. Florida State
8-31-02	Kansas
9-14-02	at Iowa
9-28-02	Nebraska
10-12-02	Texas Tech
10-19-02	at Oklahoma
10-26-02	at Texas
11-9-02	at Kansas State
11-16-02	at Colorado
12-31-02	at Boise State
9-13-03	Iowa
10-4-03	Oklahoma
10-18-03	Texas
10-25-03	at Nebraska
11-29-03	at Missouri
9-11-04	at Iowa
9-18-04	Northern Illinois
10-9-04	Texas A&M
10-16-04	at Colorado
11-20-04	at Kansas State
11-27-04	Missouri
12-28-04	vs. Miami University
9-10-05	Iowa
9-23-05	at Army
10-1-05	at Nebraska
10-29-05	at Texas A&M
11-12-05	Colorado
11-26-05	at Kansas
12-31-05	vs. TCU
8-31-06	Toledo
9-16-06	at Iowa
9-23-06	at Texas
10-7-06	Nebraska
10-14-06	at Oklahoma
9-15-07	Iowa
10-13-07	Texas
10-20-07	Oklahoma
11-3-07	Kansas State
11-10-07	Colorado
11-17-07	at Kansas
8-28-08	South Dakota State
9-13-08	at Iowa
9-20-08	at UNLV
10-4-08	Kansas
10-11-08	at Baylor

FSN	10-18-08	Nebraska
Big 12	10-25-08	Texas A&M
Big 12	11-1-08	at Oklahoma State
ESPN	11-8-08	at Colorado
FSN	11-15-08	Missouri
FSN	11-22-08	at Kansas State
FSN	9-3-09	North Dakota State
FSN	9-12-09	Iowa
ESPN	10-3-09	vs. Kansas State
FSN	10-10-09	at Kansas
FSN	10-24-09	at Nebraska
ESPN2	11-7-09	Oklahoma State
ABC	12-31-09	vs. Minnesota
TBS	9-2-10	Northern Illinois
ABC	9-11-10	at Iowa
ABC	9-18-10	vs. Kansas State
TBS	9-25-10	Northern Iowa
FSN	10-2-10	Texas Tech
ESPN	10-9-10	Utah
FSN	10-16-10	at Oklahoma
TBS	10-23-10	at Texas
FSN PPV	11-6-10	Nebraska
FSN PPV	11-13-10	at Colorado
ABC	11-20-10	Missouri
ESPN	9-10-11	Iowa
FSN	9-16-11	at Connecticut
FSN PPV	10-1-11	Texas
FSN	10-8-11	at Baylor
FSN	10-22-11	Texas A&M
ABC	10-29-11	at Texas Tech
ESPN	11-5-11	Kansas
ABC	11-18-11	Oklahoma State
ESPN2	11-26-11	at Oklahoma
ABC	12-3-11	at Kansas State
ABC	12-30-11	vs. Rutgers
FSN	9-1-12	Tulsa
FSN	9-8-12	at Iowa
ESPN2	9-15-12	Western Illinois
Mediacom	9-29-12	Texas Tech
ESPN	10-6-12	at TCU
ABC	10-13-12	Kansas State
ABC	10-20-12	at Oklahoma State
FSN	10-27-12	Baylor
VERSUS	11-3-12	Oklahoma
FSN	11-10-12	at Texas
FSN	11-17-12	at Kansas
VERSUS	11-23-12	West Virginia
FCS	12-31-12	vs. Tulsa

VERSUS	FCS
ABC	
VERSUS	FSN
FCS	
Mediacom	
FSN	
FCS	
Mediacom	
FSN	
FCS	
ABC	
NFL Network	
FSN	
ABC/ESPN2	
FSN	
Mediacom	
FCS	
FCS	
FSN	
ABC	
ESPN2	
FX	
FSN	
ABC	
FSN	
FCS	
ESPN	
FX	
FSN	
ESPN	
FSN	
FSN	
BTN	
Cyclones.TV	
FCS	
FSN	
FX	
FX	
FSN	
ABC	
ABC/LHN	
FSN	
ABC	
ESPN	

### ISU Teams In AP Top 25

The following are the dates that Iowa State ranked among The Associated Press' Top 25.

Year	Date	Rank	Record
1938	Oct. 31	18th	6-0-0
	Oct. 2	20th	3-0-0
1972	Oct. 9	18th	3-0-0
	Oct. 16	20th	3-1-0
	Oct. 23	15th	4-1-0
	Oct. 30	14th	5-1-0
	Nov. 6	17th	5-2-0
	Nov. 13	12th	5-2-1
	Nov. 20	17th	5-3-1
	Oct. 18	16th	5-1-0
1976	Nov. 15	14th	8-2-0
	Jan. 4	19th	8-3-0
1977	Oct. 17	16th	5-1-0
	Oct. 31	19th	6-2-0
1978	Preseason	20th	
	Sept. 11	19th	1-0-0
	Sept. 18	20th	2-0-0
	Sept. 25	17th	3-0-0
	Oct. 2	15th	4-0-0
	Oct. 9	20th	4-1-0
	Nov. 20	20th	8-3-0
	Nov. 27	19th	8-3-0
	Dec. 4	19th	8-3-0
1980	Oct. 13	19th	5-0-0
1981	Sept. 28	20th	3-0-0
	Oct. 5	12th	3-0-1
	Oct. 19	14th	4-1-1
	Oct. 26	11th	5-1-1
2000	Jan. 3	25th	9-3-0
2002	Sept. 16	21st	3-1-0
	Sept. 23	19th	4-1-0
	Sept. 30	15th	5-1-0
	Oct. 7	11th	5-1-0
	Oct. 14	9th	6-1-0
	Oct. 21	17th	6-2-0
	Oct. 28	22nd	6-3-0
	Nov. 4	21st	7-3-0
2005	Sept. 23	22nd	2-0
	Oct. 1	23rd	3-0







# IOWA STATE FOOTBALL

## SPECIAL EVENT RECORDS

### Extreme Temperatures

High (Fahrenheit)	Opponent (Date)
102	..... at Iowa (9-10-1994)
97	..... vs. Denver (9-17-1955)
94	..... at Rice (9-25-1993)
93	..... at Nebraska (10-5-1963)
91	..... at Texas (9-23-2006)
91	..... vs. Tennessee Tech (9-7-2002)
90	..... at Northwestern (9-29-1956)
88	..... vs. Iowa (9-10-2005)
88	..... at Texas Tech (10-6-2007)
88	..... at UNLV (9-20-2008)
88	..... at Iowa (9-12-1998)
88	..... vs. Oklahoma State (8-30-1997)
87	..... at Baylor (10-8-11)
87	..... vs. Tulane (9-10-1988)
87	..... vs. Baylor (9-17-1988)
86	..... vs. Illinois State (9-3-2005)
86	..... at Baylor (9-30-2000)
86	..... vs. Indiana State (9-2-1999)
86	..... at Texas (10-3-1998)
86	..... at Rice (9-28-1991)
86	..... at Texas (9-22-1979)
85	..... at Baylor (10-11-1988)
85	..... at TCU (9-9-1995)
85	..... vs. Northern Iowa (9-8-1990)
85	..... vs. Tulsa (9-1-2012)


### Low (Fahrenheit).....Opponent (Date)

17 (15-20 N, WCI -15).....	vs. Colorado (11-23-1991)
19.....	at Colorado (11-11-2000)
20.....	at Villanova (11-24-1956)
20.....	vs. San Jose State (11-14-1959)
20 (WCI 11).....	vs. Missouri (11-10-1979)
21.....	vs. Kansas State (11-11-1995)
22 (7 N).....	vs. Oklahoma State (11-23-1985)
22 (16 NW, WCI -3).....	at Missouri (11-2-1991)
25.....	vs. Kansas State (11-6-1993)
26.....	vs. Nebraska (11-13-1976)
28 (23 N).....	at Nebraska (11-9-1985)
28 (WCI 0).....	vs. Kansas (11-18-2000)
28 (WCI 21).....	vs. Kansas State (11-8-2003)
31 (20-25 N).....	vs. Kansas State (11-10-1984)

## Iowa State Night Games at Jack Trice Stadium

Iowa State is 29-15 all-time at night in Jack Trice Stadium.

Date	Opponent	Result	Attendance	TV
10-20-1984	Oklahoma	L, 10-12	50,977	ESPN
9-10-1988	Tulane	W, 30-13	41,780	
9-9-1989	Ohio	W, 28-3	41,614	
9-2-1993	Northern Illinois	W, 54-10	35,706	
8-31-1995	Ohio	W, 36-21	32,817	
9-7-1996	Wyoming	L, 38-41 (ot)	44,511	Big 12
8-30-1997	Oklahoma State	L, 14-21	43,841	Big 12
9-2-1999	Indiana State	W, 33-7	33,936	
9-11-1999	Iowa	W, 17-10	50,402	FSN
10-28-2000	Missouri	W, 39-20	46,599	
9-8-2001	Northern Iowa	W, 41-0	47,092	
11-10-2001	Colorado	L, 27-40	39,024	FSN
9-7-2002	Tennessee Tech	W, 58-6	40,155	
9-21-2002	Troy State	W, 42-12	44,896	
10-12-2002	Texas Tech	W, 31-17	51,842	TBS
8-30-2003	Northern Iowa	W, 17-10	48,088	
10-4-2003	Oklahoma	L, 7-53	49,670	TBS
10-9-2004	Texas A&M	L, 3-34	44,307	FSN
9-3-2005	Illinois State	W, 32-21	44,058	
11-12-2005	Colorado	W, 30-16	49,242	FSN
8-31-2006	Toledo	W, 45-43 (3OT)	42,531	Mediacom
9-9-2006	UNLV	W, 16-10	45,795	
9-30-2006	Northern Iowa	W, 28-27	55,518	
10-7-2006	Nebraska	L, 14-28	55,338	ABC
8-30-2007	Kent State	L, 14-23	47,313	
9-8-2007	Northern Iowa	L, 13-24	56,795	
8-28-2008	South Dakota State	W, 44-17	46,617	FCS
9-6-2008	Kent State	W, 48-28	49,805	
10-25-2008	Texas A&M	L, 35-49	45,495	FCS
11-15-2008	Missouri	L, 20-52	46,013	FSN
9-3-2009	North Dakota State	W, 34-17	48,831	Mediacom
9-26-2009	Army	W, 31-10	50,532	
10-17-2009	Baylor	W, 24-10	42,253	
9-2-2010	Northern Illinois	W, 27-10	43,116	FSN
9-25-2010	Northern Iowa	W, 27-0	48,874	Mediacom
10-2-2010	Texas Tech	W, 52-36	43,162	FCS
10-9-2010	Utah	L, 27-68	43,195	FCS
11-20-2010	Missouri	L, 0-14	41,776	FSN
9-3-2011	Northern Iowa	W, 20-19	54,672	
10-1-2011	Texas	L, 14-37	56,390	FX
11-18-2011	Oklahoma State	W, 37-31 (2OT)	52,027	ESPN
9-15-2012	Western Illinois	W, 37-3	55,783	Cyclones.TV
9-29-2012	Texas Tech	L, 13-24	54,149	FCS
10-27-2012	Baylor	W, 35-21	54,877	FSN





# IOWA STATE FOOTBALL

## SPECIAL EVENT RECORDS

### Season-Opener Results (86-31-4)

Year	Site	W/L/T	Score	Opponent
1892	H	T	6-6	State Center
1893	H	L	6-36	Grinnell
1894	N	W	46-0	Fort Dodge
1895	A	L	10-12	Butte AC
1896	N	W	46-0	Iowa Falls
1897	H	W	10-0	Nebraska
1898	H	W	10-0	Rush Medical
1899	A	W	23-0	Panora
1900	H	W	16-0	William Penn
1901	N	T	0-0	Grinnell
1902	H	W	35-0	Still College
1903	H	W	16-0	Highland Park
1904	H	W	22-0	Coe
1905	H	W	29-0	Coe
1906	H	W	81-0	Cornell
1907	H	W	18-0	Coe
1908	H	W	18-0	Morningside
1909	H	W	11-5	Coe
1910	H	W	12-0	Coe
1911	A	L	0-5	Minnesota
1912	A	L	0-5	Minnesota
1913	A	W	6-0	Grinnell
1914	H	W	27-6	Coe
1915	H	W	31-0	Ellsworth
1916	H	W	19-0	Northern Iowa
1917	H	W	47-0	Simpson
1918	H	L	0-6	Camp Dodge
1919	H	W	3-0	Coe
1920	H	L	0-6	Coe
1921	H	W	28-3	Coe
1922	H	L	0-24	Coe
1923	H	W	14-6	Simpson
1924	H	W	23-13	Neb.-Wesleyan
1925	H	W	28-0	Simpson
1926	A	W	6-0	Washington (Mo.)
1927	A	L	0-6	Nebraska
1928	H	L	0-12	Nebraska
1929	H	W	27-7	Grinnell
1930	A	L	0-7	Illinois
1931	H	W	6-0	Simpson
1932	H	W	21-0	Simpson
1933	H	W	14-0	Central
1934	H	W	23-3	Luther
1935	H	T	6-6	Cornell
1936	H	T	0-0	Northern Iowa
1937	H	W	14-12	Northern Iowa
1938	A	W	14-7	Denver
1939	H	W	19-0	Coe
1940	H	W	27-0	Luther
1941	A	W	7-6	Denver
1942	A	W	7-0	Denver
1943	H	L	13-33	Iowa Pre-Flight
1944	H	W	49-0	Gustavus Adolphus
1945	A	L	6-18	Northwestern
1946	A	L	7-13	Colorado
1947	H	W	31-14	Northern Iowa
1948	H	W	27-7	Northern Iowa
1949	H	W	64-0	Dubuque
1950	H	W	14-7	Colorado
1951	H	W	53-21	Wayne
1952	H	W	57-19	South Dakota State
1953	H	W	35-0	South Dakota
1954	H	W	34-6	South Dakota State
1955	H	L	7-19	Denver
1956	A	W	13-10	Denver
1957	H	W	10-0	Denver
1958	H	W	33-0	Drake
1959	A	W	41-0	Drake
1960	H	W	46-0	Drake
1961	A	W	21-0	Drake
1962	H	W	14-7	Drake
1963	A	L	8-15	California
1964	H	W	25-0	Drake
1965	H	W	21-0	Drake
1966	A	L	10-20	Wisconsin
1967	A	L	3-34	South Carolina
1968	H	W	28-10	Buffalo
1969	A	L	13-14	Syracuse
1970	A	W	32-3	New Mexico
1971	H	W	24-7	Idaho
1972	A	W	41-0	Colorado State
1973	H	W	48-0	Idaho
1974	A	L	3-24	Texas Tech
1975	A	L	21-39	UCLA
1976	H	W	58-14	Drake
1977	H	W	35-9	Wichita State
1978	A	W	23-19	Rice
1979	H	W	38-10	Bowling Green
1980	H	W	42-7	NE Louisiana
1981	H	W	17-13	West Texas State
1982	A	L	21-23	Tennessee
1983	H	L	10-51	Iowa
1984	A	L	21-59	Iowa
1985	H	W	10-3	Utah State
1986	A	L	7-43	Iowa
1987	A	L	12-25	Tulane
1988	H	W	30-13	Tulane*
1989	H	W	28-3	Ohio*
1990	H	W	35-6	Northern Iowa
1991	H	W	42-13	Eastern Illinois
1992	H	W	35-9	Ohio
1993	H	W	54-10	Northern Illinois*
1994	H	L	14-28	Northern Iowa
1995	H	W	36-21	Ohio*
1996	H	L	38-41 (OT)	Wyoming*
1997	H	L	14-21	Oklahoma State*
1998	H	L	21-31	TCU
1999	H	W	33-7	Indiana State*
2000	H	W	25-15	Ohio
2001	H	W	41-0	Northern Iowa*
2002	N	L	31-38	Florida State*
2003	H	W	17-10	Northern Iowa*
2004	H	W	23-0	Northern Iowa
2005	H	W	32-21	Illinois State*
2006	H	W	45-43 (3OT)	Toledo*
2007	H	L	14-23	Kent State*
2008	H	W	44-17	South Dakota State*
2009	H	W	34-17	North Dakota State*
2010	H	W	27-10	Northern Illinois*
2011	H	W	20-19	Northern Iowa*
2012	H	W	38-23	Tulsa
1958	L		0-20	Colorado
1959	W		26-0	Kansas State
1960	L		6-21	Colorado
1961	W		31-7	Kansas State
1962	L		8-29	Kansas
1963	W		33-28	Oklahoma State
1964	L		7-14	Colorado
1965	W		14-10	Oklahoma State
1966	L		21-41	Colorado
1967	L		7-23	Missouri
1968	L		25-46	Kansas
1969	W		44-20	Kansas
1970	L		28-29	Oklahoma
1971	W		40-24	Kansas
1972	L		6-20	Oklahoma
1973	L		20-22	Kansas
1974	W		23-18	Kansas State
1975	L		27-28	Colorado
1976	W		45-14	Kansas State
1977	W		41-3	Kansas
1978	W		24-0	Kansas State
1979	L		7-24	Kansas
1980	W		31-7	Kansas State
1981	W		34-13	Missouri
1982	L		3-9	Kansas State
1983	W		22-10	Colorado
1984	L		10-12	Oklahoma*
1985	W		22-21	Kansas
1986	W		21-10	Wyoming
1987	L		10-42	Colorado
1988	W		42-14	Kansas
1989	L		17-52	Colorado
1990	T		34-34	Kansas
1991	T		6-6	Oklahoma State
1992	L		47-50	Kansas
1993	W		20-17	Oklahoma State
1994	L		23-41	Kansas
1995	L		28-50	Colorado
1996	W		45-31	Missouri
1997	W		24-17	Baylor
1998	L		19-35	Missouri
1999	L		41-44	Texas
2000	L		7-30	Texas A&M
2001	W		28-14	Oklahoma State
2002	W		31-17	Texas Tech*
2003	L		19-40	Texas
2004	L		3-34	Texas A&M*
2005	W		37-10	Oklahoma State
2006	L		26-42	Texas Tech
2007	L		7-17	Oklahoma
2008	L		35-49	Texas A&M*
2009	W		24-10	Baylor*
2010	W		28-16	Kansas
2011	L		17-33	Texas A&M
2012	W		35-21	Baylor*

### Homecoming (38-56-6)

Year	W/L/T	Score	Opponent
1912	L	7-20	Iowa
1913	L	9-18	Nebraska
1914	L	6-26	Iowa
1915	L	0-21	Nebraska
1916	L	16-19	Iowa
1917	W	10-7	Kansas State
1918		No game - flu epidemic	
1919	W	46-0	Kansas State
1920	L	10-14	Iowa
1921	L	3-35	Nebraska
1922	L	3-6	Missouri
1923	L	14-26	Nebraska
1924	L	0-7	Missouri
1925	T	9-9	Grinnell
1926	W	13-7	Drake
1927	W	12-7	Kansas State
1928	W	13-0	Oklahoma
1929	L	0-33	Kansas
1930	L	13-19	Oklahoma
1931	W	20-0	Missouri
1932	L	0-26	Kansas
1933	W	14-7	Missouri
1934	T	0-0	Kansas
1935	T	6-6	Missouri
1936	T	7-7	Oklahoma
1937	L	0-12	Missouri
1938	W	21-7	Kansas
1939	L	6-21	Missouri
1940	L	7-20	Oklahoma
1941	L	13-39	Missouri
1942	L	7-14	Oklahoma
1943	L	7-25	Missouri
1944	L	7-12	Oklahoma
1945	W	27-7	Nebraska
1946	L	0-63	Oklahoma
1947	L	7-26	Missouri
1948	W	18-7	Colorado
1949	W	25-21	Kansas State
1950	L	21-33	Kansas
1951	W	32-6	Kansas State
1952	L	12-21	Colorado
1953	W	13-6	Missouri
1954	L	0-20	Colorado
1955	L	7-9	Kansas State
1956	L	0-52	Colorado
1957	L	10-14	Kansas State

\*Night games



# IOWA STATE FOOTBALL

## CAREER COACHING RECORDS

Coach	Tenure	Yrs	CONFERENCE GAMES				Pct	ALL GAMES			
			W	L	T	Pct		W	L	T	Pct
Ira C. Brownlie	1892	1					1	0	1	.750	
W.F. Finney	1893	1					0	3	0	.000	
Bert German	1894	1					5	1	0	.833	
Glenn "Pop" Warner	1895-99	4 1/3					18	8	0	.692	
Joe Meyers	1899	2/3					4	4	1	.500	
C.E. Woodruff	1900	1					2	5	1	.313	
Edgar Clinton	1901	1					2	6	2	.300	
A.W. Ristine	1902-06	5					36	10	1	.766	
Clyde Williams	1907-12	6	8	5	2	.600	33	14	2	.694	
Homer C. Hubbard	1913-14	2	4	3	1	.571	8	7	0	.533	
Charles Mayser	1915-19	5	10	4	2	.688	21	11	2	.647	
Norman C. Paine	1920	1	3	2	0	.600	4	4	0	.500	
Maury Kent	1921	1	3	4	0	.429	4	4	0	.500	
Sam F. Willaman	1922-25	4	11	10	2	.522	14	15	3	.484	
Noel Workman	1926-30	5	8	17	2	.296	11	27	3	.305	
George Veenker	1931-36	6	7	18	4	.310	21	22	8	.490	
Jim Yeager	1937-40	4	7	12	1	.375	16	19	1	.458	
Ray Donels	1941-42	1 1/3	1	4	1	.250	3	8	1	.292	
Mike Michalske	1942-46	4 2/3	8	9	2	.474	18	18	3	.500	
Abe Stuber	1947-53	7	12	28	1	.305	24	38	3	.393	
Vince DiFrancesca	1954-56	3	2	15	1	.139	6	21	1	.232	
Jim Myers	1957	1	2	4	0	.333	4	5	1	.450	
Clay Stapleton	1958-67	10	22	43	2	.343	42	53	4	.444	
John Majors	1968-72	5	9	25	1	.271	24	30	1	.445	
Earle Bruce	1973-78	6	18	24	0	.429	36	32	0	.529	
Donnie Duncan	1979-82	4	7	19	2	.286	18	24	2	.432	
Jim Criner	1983-86	3 4/5	8	16	2	.346	16	24	2	.405	
Chuck Banker	1986	1/5	1	1	0	.500	1	1	0	.500	
Jim Walden	1987-94	8	16	37	3	.313	28	57	3	.335	
Dan McCarney	1995-2006	12	27	68	0	.284	56	85	0	.397	
Gene Chizik	2007-2008	2	2	14	0	.143	5	19	0	.208	
Paul Rhoads	2009-	4	12	22	0	.353	24	27	0	.471	
<b>TOTALS</b>	<b>1892-2012</b>	<b>121</b>	<b>208</b>	<b>404</b>	<b>29</b>	<b>.347</b>	<b>505</b>	<b>602</b>	<b>46</b>	<b>.458</b>	



**Gene Chizik**  
2007-08



**Paul Rhoads**  
2009-



**Jim Walden**  
1987-94



**Dan McCarney**  
1995-2006



**Ray Donels**  
1941-42



**Clay Stapleton**  
1958-67



**John Majors**  
1968-72



**Earle Bruce**  
1973-78



**Donnie Duncan**  
1979-82



**Jim Criner**  
1983-86





# IOWA STATE FOOTBALL

## ALL-TIME RESULTS

### 1892 (1-0-1)

**Coach:** Ira C. Brownlie

**Captain:** Ira C. Brownlie

Date	Opponent	Result
	STATE CENTER	T, 6-6
	DES MOINES Y	W, 30-0

### 1893 (0-3)

**Coach:** W.F. Finney

**Captain:** Ed Mellinger

Date	Opponent	Result
	GRINNELL	L, 6-36
	CORNELL	L, 6-14
	GRINNELL	L, 2-6

### 1894 (5-1)

**Coach:** Bert German

**Captain:** Bert German

Date	Opponent	Result
S2	*Fort Dodge	W, 46-0
S3	at Des Moines Y	W, 18-4
S29	at Grinnell	L, 6-12
O1	at Iowa	W, 16-8
O13	at Simpson	W, 28-0
N9	PANORA	W, 66-0

\*at Webster City

### 1895 (3-3)

**Coach:** Glenn "Pop" Warner

**Captain:** Ed Mellinger

Date	Opponent	Result
S15	*at Butte AC	L, 10-12
S28	at Northwestern	W, 36-0
S30	at Wisconsin	L, 6-12
O12	at Sioux City Athletics	W, 6-0
O19	at Minnesota	L, 0-24
O28	at Iowa	W, 24-0

\*at Butte, Mont.

### 1896 (8-2)

**Coaches:** Glenn "Pop" Warner, Bert German

**Captain:** James W. Wilson

Date	Opponent	Result
S4	*Iowa Falls	W, 46-0
S5	*Cornell	W, 50-0
O2	at Missouri	W, 12-0
O17	*at Des Moines Y	W, 24-16
O24	at Minnesota	L, 6-18
O30	SIMPSON	W, 44-0
N7	#Grinnell	W, 40-0
N19	at Nebraska	L, 4-12
N21	at Des Moines Y	W, 15-0
N28	at Eldora	W, 62-0

\*at Eldora; #at Des Moines

### 1897 (3-1)

**Coaches:** Glenn "Pop" Warner, Bert German

**Captain:** none

Date	Opponent	Result
O8	NEBRASKA	W, 10-0
O 23	at Minnesota	W, 12-10
O30	at Grinnell	L, 6-12
N5	at Iowa	W, 12-0

### 1898 (3-2)

**Coach:** Glenn "Pop" Warner

**Captain:** Simon Tarr

Date	Opponent	Result
O1	RUSH MEDICAL	W, 10-0
O8	at Nebraska	L, 10-23
O15	at Kansas	L, 6-11
O22	at Minnesota	W, 6-0
O29	DRAKE	W, 17-16

### 1899 (5-4-1)

**Coaches:** Glenn "Pop" Warner, Joe Meyers

**Captain:** C.J. Griffith

Date	Opponent	Result
S16	at Panora	W, 23-0
S30	at Cornell	W, 32-0
O6	NEBRASKA	W, 34-0
O11	at Simpson	W, 18-0
O14	*South Dakota	W, 11-6
O21	at Minnesota	L, 0-6
O28	at Iowa	L, 0-5
N4	#Grinnell	L, 0-15
N11	at Northern Iowa	T, 0-0
N18	at Grinnell	L, 0-6

\*at Sioux City; #at Des Moines

### 1900 (2-5-1)

**Coach:** C.E. Woodruff

**Captain:** L.M. Chambers

Date	Opponent	Result
S29	WILLIAM PENN	W, 16-0
O6	at Minnesota	L, 0-27
O13	at Nebraska	L, 0-30
O27	SIMPSON	T, 0-0
N3	at Grinnell	L, 5-22
N10	at Drake	L, 0-16
N17	NORTHERN IOWA	L, 0-5
N24	CORNELL	W, 17-0

### 1901 (2-6-2)

**Coach:** Edgar Clinton

**Captain:** William Scholty

Date	Opponent	Result
S28	*Grinnell	T, 0-0
O5	STILL COLLEGE	W, 23-0
O12	at Northern Iowa	T, 0-0
O18	at Iowa	L, 0-6
O26	at Nebraska	L, 0-17
N2	GRINNELL	L, 0-23
N9	at Wisconsin	L, 0-45
N16	DRAKE	L, 5-12
N21	CORNELL	W, 28-12
N28	at Simpson	L, 0-12

\*played at Marshalltown

### 1902 (6-3-1)

**Coach:** A.W. Ristine

**Captain:** Fred Byl

Date	Opponent	Result
S28	STILL COLLEGE	W, 35-0
O4	at Minnesota	L, 0-16
O11	at Northern Iowa	W, 52-0
O18	GRINNELL	W, 23-0
O25	at Cornell	L, 15-17
N1	at Iowa	L, 6-12
N8	COE	W, 53-0
N15	at Drake	T, 0-0
N22	at William Penn	W, 44-0
N28	at Simpson	W, 18-11

### 1903 (8-1)

**Coach:** A.W. Ristine

**Captain:** Preston Daniels

Date	Opponent	Result
S25	HIGHLAND PARK	W, 16-0
O6	at Omaha Light Guards	W, 18-0
O10	at Minnesota	L, 0-46
O17	COE	W, 36-5
O31	SOUTH DAKOTA	W, 23-0
N7	at Grinnell	W, 41-6
N14	at Simpson	W, 11-2
N20	at Cornell	W, 41-0
N26	at Drake	W, 16-0

### 1904 (7-2)

**Coach:** A.W. Ristine

**Captain:** Preston Daniels

Date	Opponent	Result
O1	COE	W, 22-0
O8	NORTHERN IOWA	W, 17-0
O15	at Minnesota	L, 0-32
O22	SIMPSON	W, 87-0
O29	at Iowa	L, 6-10
N5	GRINNELL	W, 40-0
N12	DES MOINES COLLEGE	W, 16-0
N18	CORNELL	W, 41-6
N24	at Drake	W, 19-0

### 1905 (6-3)

**Coach:** A.W. Ristine

**Captain:** Don Stouffer

Date	Opponent	Result
S30	COE	W, 29-0
O7	NORTHERN IOWA	W, 28-0
O14	at Minnesota	L, 0-42
O21	SIMPSON	W, 63-0
N4	at Nebraska	L, 0-21
N11	at Grinnell	W, 38-4
N18	COE	W, 28-6
N24	IOWA	L, 0-8
N30	at Drake	W, 17-12

### 1906 (9-1)

**Coach:** A.W. Ristine

**Captain:** R.E. Jeanson

Date	Opponent	Result
S29	CORNELL	W, 81-0
O5	COE	W, 36-0
O6	DES MOINES COLLEGE	W, 45-0
O13	MORNINGSIDE	W, 32-0
O20	at Nebraska	W, 14-2
O27	at Minnesota	L, 4-22
N3	SOUTH DAKOTA	W, 22-0
N17	GRINNELL	W, 25-6
N24	at Iowa	W, 2-0
N29	at Drake	W, 7-0

### 1907 (7-1)

**Coach:** Clyde Williams

**Captain:** Ralph McElhinney

Date	Opponent	Result
O4	COE	W, 18-0
O12	at Minnesota	L, 0-8
O19	at Morningside	W, 12-0
O26	CORNELL	W, 17-0
N2	at Nebraska	W, 13-10
N9	at Grinnell	W, 49-0
N23	IOWA	W, 20-14
N30	at Drake	W, 13-8





# IOWA STATE FOOTBALL

## ALL-TIME RESULTS



### 1908 (6-3)

**Coach:** Clyde Williams

**Captain:** E.W. Law

Date	Opponent	Result
S26	MORNINGSIDE	W, 18-0
O3	COE	W, 34-0
O10	at Minnesota	L, 10-15
O17	at Cornell	L, 0-6
O24	SOUTH DAKOTA	W, 26-0
O31	at Missouri	W, 16-0
N7	*Nebraska	L, 17-23
N14	GRINNELL	W, 53-0
N26	at Drake	W, 12-6

\*at Omaha, Neb.

### 1909 (4-3-1)

**Coach:** Clyde Williams

**Captain:** W.H. Willmarth

Date	Opponent	Result
O2	COE	W, 11-5
O9	at Minnesota	L, 0-18
O16	at Grinnell	W, 24-0
O23	MISSOURI	T, 6-6
O30	DES MOINES COLLEGE	W, 23-0
N6	CORNELL	W, 18-6
N13	at Iowa	L, 0-13
N25	at Drake	L, 0-11

### 1910 (4-4)

**Coach:** Clyde Williams

**Captain:** Cliff Scott

Date	Opponent	Result
O1	COE	W, 12-0
O8	at Minnesota	L, 0-49
O15	DES MOINES COLLEGE	W, 17-0
O22	at Missouri	W, 6-5
O29	MORNINGSIDE	L, 0-5
N5	IOWA	L, 0-2
N12	at Nebraska	L, 0-24
N24	at Drake	W, 2-0

### 1911 (6-1-1)

**Coach:** Clyde Williams

**Captain:** E.C. Harte

Date	Opponent	Result
S30	at Minnesota	L, 0-5
O7	COE	W, 25-0
O21	MISSOURI	W, 6-3
O28	at Grinnell	W, 21-6
N4	NEBRASKA	T, 6-6
N11	CORNELL	W, 15-0
N18	at Iowa	W, 9-0
N25	at Drake	W, 6-0



# IOWA STATE FOOTBALL

## ALL-TIME RESULTS

### 1912 (6-2)

**Coach:** Clyde Williams  
**Captain:** R.L. "Buck" Hurst

Date	Opponent	Result
O5	at Minnesota	L, 0-5
O12	SIMPSON	W, 24-7
O19	at Missouri	W, 29-0
O26	GRINNELL	W, 31-7
N2	MORNINGSIDE	W, 16-3
N9	at Cornell	W, 21-0
N16	IOWA	L, 7-20
N23	at Drake	W, 27-3

### 1913 (4-4)

**Coach:** Homer Hubbard  
**Captain:** Lynn Cowan

Date	Opponent	Result
S27	at Grinnell	W, 6-0
O4	at Minnesota	L, 0-25
O18	at Washington (Mo.)	W, 37-7
O25	MISSOURI	L, 13-21
N1	NEBRASKA	L, 9-18
N8	CORNELL	W, 14-0
N15	at Iowa	L, 7-45
N22	at Drake	W, 26-3

### 1914 (4-3)

**Coach:** Homer Hubbard  
**Captain:** Lew Reeve

Date	Opponent	Result
O3	COE	W, 27-6
O10	at Minnesota	L, 0-26
O24	at Missouri	W, 6-0
O31	at Nebraska	L, 7-20
N7	CORNELL	W, 69-0
N14	IOWA	L, 6-26
N21	at Drake	W, 52-0

### 1915 (6-2)

**Coach:** Charles Mayser  
**Captain:** Edward John

Date	Opponent	Result
S25	ELLSWORTH	W, 31-0
O2	SIMPSON	W, 27-0
O9	at Minnesota	L, 6-9
O16	MISSOURI	W, 14-6
O23	NEBRASKA	L, 0-21
O30	MORNINGSIDE	W, 7-0
N13	at Iowa	W, 16-0
N25	at Drake	W, 28-14

### 1916 (5-2-1)

**Coach:** Charles Mayser  
**Captain:** Durwood Moss

Date	Opponent	Result
S30	NORTHERN IOWA	W, 19-0
O7	HIGHLAND PARK	W, 19-0
O14	KANSAS	W, 13-0
O21	at Missouri	T, 0-0
N4	at Nebraska	L, 0-3
N11	MORNINGSIDE	W, 7-0
N18	IOWA	L, 16-19
N30	at Drake	W, 32-14

### 1917 (5-2)

**Coach:** Charles Mayser  
**Captain:** Howard Aldrich

Date	Opponent	Result
S29	SIMPSON	W, 47-0
O6	COE	W, 7-0
O20	MISSOURI	W, 15-0
O27	at Kansas	L, 0-7
N10	KANSAS STATE	W, 10-7
N24	at Iowa	L, 3-6
N29	at Drake	W, 47-0

### 1918 (0-3)

**Coach:** Charles Mayser  
**Captain:** V.A. "Chick" Heater

Date	Opponent	Result
N9	CAMP DODGE	L, 0-6
N16	at Iowa	L, 0-21
N23	at Kansas State	L, 0-11

### 1919 (5-2-1)

**Coach:** Charles Mayser  
**Captain:** Gilbert Denfield

Date	Opponent	Result
O4	COE	W, 3-0
O11	GRINNELL	W, 7-0
O18	at Missouri	L, 0-10
O25	KANSAS	T, 0-0
N1	at Nebraska	W, 3-0
N15	KANSAS STATE	W, 46-0
N22	at Iowa	L, 0-10
N27	at Drake	W, 14-0

### 1920 (4-4)

**Coach:** Norman Paine  
**Captain:** Marshall Boyd

Date	Opponent	Result
O2	COE	L, 0-6
O9	at Grinnell	W, 28-0
O16	MISSOURI	L, 2-14
O23	at Kansas	L, 0-7
O30	WASHINGTON (MO.)	W, 24-7
N6	at Creighton	W, 17-0
N13	at Kansas State	W, 17-0
N20	IOWA	L, 10-14

### 1921 (4-4)

**Coach:** Maury Kent  
**Captain:** Leigh "Polly" Wallace

Date	Opponent	Result
O1	COE	W, 28-3
O8	GRINNELL	W, 21-3
O15	at Missouri	L, 14-17
O22	KANSAS	L, 7-14
O29	at Washington (Mo.)	L, 0-2
N5	at Drake	W, 7-0
N11	KANSAS STATE	W, 7-0
N19	NEBRASKA	L, 3-35

### 1922 (2-6)

**Coach:** Sam Willaman  
**Captain:** A.E. "Deac" Wolters

Date	Opponent	Result
O7	COE	L, 0-24
O14	MISSOURI	L, 3-6
O21	at Grinnell	W, 7-0
O28	WASHINGTON (MO.)	W, 13-0
N4	at Drake	L, 7-14
N11	at Kansas State	L, 2-12
N18	CENTRAL OKLAHOMA	L, 13-14
N25	at Nebraska	L, 6-54

### 1923 (4-3-1)

**Coach:** Sam Willaman  
**Captain:** Ira Young

Date	Opponent	Result
S29	SIMPSON	W, 14-6
O6	at Minnesota	L, 17-20
O13	at Missouri	W, 2-0
O20	KANSAS STATE	T, 7-7
O27	at Washington (Mo.)	W, 54-7
N3	at Drake	L, 0-21
N17	NEBRASKA	L, 14-26
N24	GRINNELL	W, 13-6

### 1924 (4-3-1)

**Coach:** Sam Willaman  
**Captain:** Harry Schmidt

Date	Opponent	Result
S27	NEBRASKA WESLEYAN	W, 23-13
O4	at Wisconsin	L, 0-17
O11	at Kansas	W, 13-10
O18	MISSOURI	L, 0-7
N1	at Kansas State	W, 21-0
N8	at Minnesota	T, 7-7
N15	at Grinnell	L, 13-14
N22	DRAKE	W, 10-0

### 1925 (4-3-1)

**Coach:** Sam Willaman  
**Captain:** Johnny Behm

Date	Opponent	Result
S26	SIMPSON	W, 28-0
O3	at Wisconsin	L, 0-30
O10	KANSAS	W, 20-0
O24	WASHINGTON (MO.)	W, 28-13
O31	at Missouri	L, 8-23
N7	GRINNELL	T, 9-9
N21	at Drake	W, 7-6
N26	KANSAS STATE	L, 7-13

### 1926 (4-3-1)

**Coach:** Noel Workman  
**Captain:** Roland "Bud" Coe

Date	Opponent	Result
O4	at Washington (Mo.)	W, 6-0
O9	OKLAHOMA STATE	L, 0-13
O16	at Grinnell	T, 0-0
O23	MISSOURI	L, 3-7
O30	at Nebraska	L, 6-31
N13	DRAKE	W, 13-7
N20	at Kansas State	W, 3-2
N27	at UCLA	W, 20-0





# IOWA STATE FOOTBALL

## ALL-TIME RESULTS

### 1927 (4-3-1)

Coach: Noel Workman Captain: Walter Weiss

Date	Opponent	Result	Att.	Ranking		ISU FD	Rushing			Passing			Total Off.		Opp FD	Rushing			Passing			Total Off.	
				ISU	Opp		Att	Yds	TD	A-C-I	Yds	TD	Plays	Yds		Att	Yds	TD	A-C-I	Yds	TD	Plays	Yds
O1	at Nebraska	L, 0-6		-	-	2			0	x-4-x	0	22	7			1	x-3-x					128	
O8	SIMPSON	W, 26-6		-	-	12	293	4	11-4-0	87	0	380	3			35	26-13-2	179	1			214	
O15	at Illinois	T, 12-12		-	-			2			0					2							
O29	KANSAS STATE	W, 12-7		-	-	10	180	2	3-1-2	20	0	200	3			44	6-3-0	13	0			57	
N5	at Drake	W, 7-0		-	-	15	170	0	15-9	168	1	338	3			61	5-3	50	0			111	
N11	MISSOURI	L, 6-13		-	-	15	215	1	8-2	19	0	234	9			138	4-3	74	0			212	
N19	GRINNELL	W, 14-0		-	-	15	243	2	14-5-2	54	0	297	7			111	11-3-2	49	0			160	
N24	at Marquette	L, 0-34		-	-			0			0					3			2				

### 1928 (2-5-1)

Coach: Noel Workman Captain: Harry Lindblom

Date	Opponent	Result	Att.	Ranking		ISU FD	Rushing			Passing			Total Off.		Opp FD	Rushing			Passing			Total Off.	
				ISU	Opp		Att	Yds	TD	A-C-I	Yds	TD	Plays	Yds		Att	Yds	TD	A-C-I	Yds	TD	Plays	Yds
O6	NEBRASKA	L, 0-12	5,884	-	-	8	135	0	2-7-3	84	0	219	12			297	5-2-1	18	0			315	
O13	at Grinnell	L, 0-3	2,125	-	-			0			0					0			0				
O20	at Missouri	L, 19-28	6,002	-	-	8	113	1	8-4-1	64	0	177	14			213	16-6-0	109	0			322	
O27	at Kansas	T, 0-0	4,721	-	-	9	260	0	9-1-2	4	0	264	5			80	11-6-0	69	0			149	
N3	OKLAHOMA	W, 13-0	4,875	-	-	7	149	1	3-2-0	34	1	183	11			127	17-5-2	42	0			169	
N17	KANSAS STATE	W, 7-0	2,163	-	-	12	178	1	0-0-0	0	0	178	4			70	4-1-0	8	0			78	
N24	at Drake	L, 0-18	10,294	-	-	7	104	0	18-4-3	67	0	171	12			222	14-4-1	49	1			271	
N29	at Marquette	L, 0-6	7,779	-	-			0			0					1			0				

### 1929 (1-7)

Coach: Noel Workman Captains: Harry Johnson, Ed Schlenker

Date	Opponent	Result	Att.	Ranking		ISU FD	Rushing			Passing			Total Off.		Opp FD	Rushing			Passing			Total Off.	
				ISU	Opp		Att	Yds	TD	A-C-I	Yds	TD	Plays	Yds		Att	Yds	TD	A-C-I	Yds	TD	Plays	Yds
O5	GRINNELL	W, 27-7	3,493	-	-	14	243	3	4-4-0	69	1	312	8			23	20-6-1	76	1			99	
O12	MISSOURI	L, 0-19	4,011	-	-	4	62	0	8-1-3	7	0	69	15			207	10-4-2	70	0			277	
O18	at Marquette	L, 6-14	14,162	-	-	13	155	1	8-2-1	62	0	217	6			204	1-0-0	0	0			204	
O26	KANSAS	L, 0-33	5,277	-	-	6	78	0	3-2-0	40	0	118	23			294	11-3-2	45	1			339	
N2	at Oklahoma	L, 7-21	3,239	-	-	10	93	0	16-6-3	115	1	208	6			168	8-4-3	65	1			233	
N9	at Kansas State	L, 2-3	3,998	-	-		38	39	3-1-0	4	0	41	43			59	3-0-0	0	0			62	
N16	DRAKE	L, 0-7	9,950	-	-	8	43	148	14-4-2	13	0	57	161	8		50	12-4-2	48	1			62	
N28	at Nebraska	L, 12-31	11,149	-	-	10	68	1	18-8-5	115	1	183	21			221	14-9-0	99	2			320	

### 1930 (0-9)

Coach: Noel Workman Captain: Maynard Spear

Date	Opponent	Result	Att.	Ranking		ISU FD	Rushing			Passing			Total Off.		Opp FD	Rushing			Passing			Total Off.	
				ISU	Opp		Att	Yds	TD	A-C-I	Yds	TD	Plays	Yds		Att	Yds	TD	A-C-I	Yds	TD	Plays	Yds
O4	at Illinois	L, 0-7	32,718	-	-	4	137	0	6-0	0	0	137	8			189	9-1		0				
O18	NEBRASKA	L, 12-14	5,611	-	-	11	68	1	15-8-4	194	1	262	9			232	5-1-0	31	0			263	
O25	at Kansas	L, 6-20	6,214	-	-	6	95	1	12-5-3	67	0	162	10			165	11-3-1	57	1			222	
N1	OKLAHOMA	L, 13-19	4,645	-	-	9	168	0	15-6-2	71	2	239	11			137	18-8-1	139	1			276	
N8	at Missouri	L, 0-14	4,488	-	-	10	154	0	21-3-5	35	0	189	11			99	9-6-1	112	2			211	
N15	KANSAS STATE	L, 0-13	3,320	-	-	8	102	0	11-3-4	22	0	124	14			218	11-6-1	103	2			321	
N22	at Drake	L, 19-20	8,079	-	-	15	264	2	7-3-1	53	0	317	9			72	14-8-0	178	3			250	
N29	at Loyola (La.)	L, 7-14	8,000	-	-			1	14-4	75	0					1	6-1	35	1				
D6	at Rice	L, 7-13	10,000	-	-			1	7-2	2	0					1	12-7	107	1				



# IOWA STATE FOOTBALL

## ALL-TIME RESULTS

### 1931 (5-3)

Coach: George Veenker Captain: Robert Bowmen

Date	Opponent	Result	Att.	Ranking		ISU FD	Rushing			Passing			Total Off.		Opp FD	Rushing			Passing			Total Off.	
				ISU	Opp		Att	Yds	TD	A-C-I	Yds	TD	Plays	Yds		Att	Yds	TD	A-C-I	Yds	TD	Plays	Yds
S26	SIMPSON	W, 6-0	4,116	-	-	8	131	1	6-1-0	23	0	154	3	70	0	8-3-2	35	0	105				
O3	at Morningside	W, 20-6	4,000	-	-		185	3	3-0	0	0	185		142	1	14-7	69	0	211				
O9	at Detroit	L, 0-20	18,000	-	-	3		0	8-1-3	12	0		19		3	12-4-1	84	0					
O24	MISSOURI	W, 20-0	5,589	-	-	15	273	3	11-3-2	28	0	301	14	73	0	22-9-2	118	0	191				
O31	at Oklahoma	W, 13-12	4,426	-	-	4	63	2	9-1-3	56	0	119	7	150	0	13-2-3	35	0	185				
N7	KANSAS STATE	W, 7-6	4,396	-	-	4	74	0	3-1-1	48	1	122	16	369	1	6-0-3	0	0	369				
N14	DRAKE	L, 6-7	8,472	-	-	9	24	1	17-7-1	97	0	121	12	251	1	6-1-2	15	0	266				
N21	at Nebraska	L, 0-23	11,977	-	-	5	9	0	14-5-1	70	0	79	10	307	2	12-5-2	68	1	375				

### 1932 (3-4-1)

Coach: George Veenker Captain: Dick Grefe

Date	Opponent	Result	Att.	Ranking		ISU FD	Rushing			Passing			Total Off.		Opp FD	Rushing			Passing			Total Off.	
				ISU	Opp		Att	Yds	TD	A-C-I	Yds	TD	Plays	Yds		Att	Yds	TD	A-C-I	Yds	TD	Plays	Yds
S24	SIMPSON	W, 21-0	2,333	-	-	10	220	2	8-1	15	0	235	3	105	0	12-2	10	0	115				
O1	MORNINGSIDE	W, 32-0	2,297	-	-	15	276	4	1-1-0	5	1	281	5	90	0	2-2-0	22	0	112				
O8	at Nebraska	L, 6-12	9,222	-	-	5	69	0	10-2-2	41	1	110	9	136	1	13-1-2	21	0	157				
O15	KANSAS	L, 0-26	4,483	-	-	2	88	0	6-1-1	10	0	98	17	273	3	11-5-1	74	1	347				
O22	at Missouri	T, 0-0	6,000	-	-	6	76	0	8-1-2		0		12	185	0	3-2-1		0					
N5	at Kansas State	L, 0-31	5,574	-	-	9	131	0	9-3-1	41	0	172	18	276	4	8-5-2	115	1	391				
N12	OKLAHOMA	L, 12-19	1,620	-	-	17	163	1	12-6	92	1	255	11	150	2	12-6	138	1	288				
N19	DRAKE	W, 34-13	2,679	-	-	14	187	3	18-8-1	151	2	338	11	98	0	23-9-3	172	2	270				

### 1933 (3-5-1)

Coach: George Veenker Captain: Magnus Lichter

Date	Opponent	Result	Att.	Ranking		ISU FD	Rushing			Passing			Total Off.		Opp FD	Rushing			Passing			Total Off.	
				ISU	Opp		Att	Yds	TD	A-C-I	Yds	TD	Plays	Yds		Att	Yds	TD	A-C-I	Yds	TD	Plays	Yds
S23	CENTRAL	W, 14-0	4,067	-	-	16	241	2	2-0-0	0	0	241	7	61	0	8-4-0	28	0	89				
S29	at Denver	W, 18-13	5,000	-	-			3			0				2			0					
O14	NEBRASKA	L, 0-20	5,209	-	-	1	16	0	6-1-2		0		20	364	2	17-5-2		1					
O21	at Oklahoma	L, 7-19	8,081	-	-	3	37	1	9-0-3	0	0	37	13	184	2	19-5-2	80	1	264				
O28	MISSOURI	W, 14-7	3,555	-	-	13	218	2	8-4-1	47	0	265	13	159	0	12-4-2	55	1	214				
N4	at Iowa	L, 7-27	15,685	-	-	5	57	0	15-5-3	61	1	118	12	266	4	0-0-0	0	0	266				
N11	KANSAS STATE	L, 0-7	3,100	-	-	1	57	0	5-1-0	3	0	60	14	266	1	5-2-0	10	0	276				
N18	at Kansas	L, 6-20	6,200	-	-	8	93	1	29-8-4	68	0	161	8	251	2	9-1-3	30	1	281				
N25	at Drake	T, 7-7	7,019	-	-	10	146	1	19-9-0	146	0	292	13	223	1	6-1-2	3	0	226				

### 1934 (5-3-1)

Coach: George Veenker Captain: Don Theophilus

Date	Opponent	Result	Att.	Ranking		ISU FD	Rushing			Passing			Total Off.		Opp FD	Rushing			Passing			Total Off.	
				ISU	Opp		Att	Yds	TD	A-C-I	Yds	TD	Plays	Yds		Att	Yds	TD	A-C-I	Yds	TD	Plays	Yds
S29	LUTHER	W, 23-3	3,534	-	-	19	357	3	7-2-2	18	0	375	2	(-33)	0	7-2-2	56	0	23				
O6	GRINNELL	W, 26-6	3,921	-	-	18	196	4	14-4-1	49	0	245	6	86	1	9-1-2	15	0	101				
O13	at Missouri	W, 13-0	5,458	-	-	9	152	1	10-2-2	37	1	189	6	66	0	12-3-2	31	0	97				
O20	IOWA	W, 31-6	16,576	-	-	8	157	4	6-3-1	30	0	187	7	92	1	11-5-2	72	0	164				
O27	at Nebraska	L, 6-7	24,320	-	-	13	203	1	9-0-4	0	0	203	9	186	0	6-1-1	46	1	232				
N3	KANSAS	T, 0-0	5,843	-	-	3	92	0	5-2-1	20	0	112	10	174	0	6-1-1	4	0	178				
N10	at Oklahoma	L, 0-12	8,000	-	-	2	10	0	6-0-4	0	0	10	9	190	1	6-0-0	0	0	190				
N17	DRAKE	W, 33-12	5,870	-	-	13	250	3	12-5-3	131	2	381	10	151	2	7-3-1	24	0	175				
N24	at Kansas State	L, 0-20	7,800	-	-	6	57	0	11-3-3	37	0	94	11	211	1	12-5-1	101	2	312				





# IOWA STATE FOOTBALL

## ALL-TIME RESULTS

### 1935 (2-4-3)

Coach: George Veenker Captain: Ike Hayes

Date	Opponent	Result	Att.	Ranking		ISU FD	Rushing			Passing			Total Off.		Opp FD	Rushing			Passing			Total Off.	
				ISU	Opp		Att	Yds	TD	A-C-I	Yds	TD	Plays	Yds		Att	Yds	TD	A-C-I	Yds	TD	Plays	Yds
S28	CORNELL	T, 6-6	3,918	-	-	8	108	0	12-2-6	6	0	114	7	84	0	14-8-2	112	1	196				
O5	NEBRASKA	L, 7-20	9,349	-	-	3	96	0	8-0-3	0	0	96	14	240	2	8-0-2	0	0	240				
O12	UPPER IOWA	W, 23-0	3,610	-	-	16	339	3	11-2-3	27	0	366	3	89	0	8-1-0	3	0	92				
O19	at Oklahoma	L, 0-16	10,407	-	-	3	37	0	19-6-0	51	0	88	18	328	2	5-1-0	28	0	356				
O26	MISSOURI	T, 6-6	7,315	-	-	5	36	1	16-7	95	0	131	14	169	0	15-3	46	0	215				
N2	at Marquette	L, 12-28	8,318	-	-	6	81	0	10-3-1		2		16	259	3	19-6-0		1					
N9	KANSAS STATE	L, 0-6	3,832	-	-	10	46	0	33-22-2	155	0	201	10	159	0	3-1-1	50	1	209				
N16	at Drake	T, 7-7	7,533	-	-	3	77	0	15-3-1	18	1	95	5	103	1	17-5-2	61	0	164				
N23	at Kansas	W, 21-12	7,697	-	-	8	103	2	29-12-2	142	1	245	15	145	1	31-14-3	171	0	316				

### 1936 (3-3-2)

Coach: George Veenker Captain: Clarence Gustine

Date	Opponent	Result	Att.	Ranking		ISU FD	Rushing			Passing			Total Off.		Opp FD	Rushing			Passing			Total Off.	
				ISU	Opp		Att	Yds	TD	A-C-I	Yds	TD	Plays	Yds		Att	Yds	TD	A-C-I	Yds	TD	Plays	Yds
S26	NORTHERN IOWA	T, 0-0	2,973	-	-	4	88	0	13-4-1	23	0	111	2	63	0	1-0-0	0	0	63				
O3	at Nebraska	L, 0-34	27,172	-	-	6	71	0	7-1-4	8	0	79	15	192	2	11-4-2	77	1	269				
O10	KANSAS	W, 21-7	5,087	-	-	12	185	1	22-12-1	153	1	338	7	180	1	23-3-4	46	0	226				
O17	CORNELL	W, 38-0	4,090	-	-	13	179	3	19-10-0	131	1	310	4	92	0	7-3-1	55	0	147				
O24	at Missouri	L, 0-10	8,642	-	-	5	54	0	13-5-2	32	0	86	18	296	1	8-2-1	49	0	345				
O31	OKLAHOMA	T, 7-7	7,512	-	-	2	13	0	5-4-1	16	1	29	11	150	1	14-5-4	51	0	201				
N14	at Kansas State	L, 7-47	8,727	-	-	5	5	0	23-5-3	51	0	56	22	536	7	6-2-0	65	0	601				
N21	DRAKE	W, 21-7	7,383	-	-	18	236	2	17-7-2	65	0	301	12	147	1	13-5-3	50	0	197				

### 1937 (3-6)

Coach: Jim Yeager Captain: Clarence Dee

Date	Opponent	Result	Att.	Ranking		ISU FD	Rushing			Passing			Total Off.		Opp FD	Rushing			Passing			Total Off.	
				ISU	Opp		Att	Yds	TD	A-C-I	Yds	TD	Plays	Yds		Att	Yds	TD	A-C-I	Yds	TD	Plays	Yds
S25	NORTHERN IOWA	W, 14-12	5,096	-	-	5	68	0	6-5-0	80	2	148	9	179	2	14-5-3	71	0	250				
O2	at Northwestern	L, 0-33	37,673	-	-	5	(-4)	0	11-4-1	75	0	71	17	243	3	14-3-4	48	0	291				
O9	NEBRASKA	L, 7-20	7,756	-	-	7	71	1	9-3-2	42	0	113	9	198	2	18-2-2	37	0	235				
O16	at Kansas	L, 6-14	5,511	-	-	5	11	1	11-6-2	84	0	95	8	123	2	4-2-0	18	0	141				
O23	at Drake	L, 0-30	8,781	-	-	2	62	0	11-2-2	34	0	96	15	180	3	17-7-1	84	1	264				
O30	MISSOURI	L, 0-12	9,082	-	-	8	40	0	7-3-0	49	0	89	7	134	1	7-4-1	34	1	168				
N6	at Oklahoma	L, 7-33	8,194	-	-	6	27	37	14-4	37	1	41	74	12	58	180	4	12-4	33	0	70	213	
N13	at Marquette	W, 3-0	4,897	-	-	12	131	0	10-4-0	26	0	157	2	35	0	11-2-2	13	0	48				
N20	KANSAS STATE	W, 13-7	3,157	-	-	7	124	2	6-3-2	23	0	147	7	134	0	8-2-1	69	1	203				

### 1938 (7-1-1)

Coach: Jim Yeager Captains: Ed Bock, Everett Kischer

Date	Opponent	Result	Att.	Ranking		ISU FD	Rushing			Passing			Total Off.		Opp FD	Rushing			Passing			Total Off.	
				ISU	Opp		Att	Yds	TD	A-C-I	Yds	TD	Plays	Yds		Att	Yds	TD	A-C-I	Yds	TD	Plays	Yds
S23	at Denver	W, 14-7	14,784	-	-	14	182	1	10-5	75	1	257	12	71	0	21-10	151	1	222				
O1	LUTHER	W, 32-7	7,445	-	-	24	247	5	13-5-1	110	0	357	8	41	0	19-9-0	97	1	138				
O8	at Nebraska	W, 8-7	28,468	-	-	9	82	1	14-7-1	60	0	142	10	164	0	15-4-1	50	1	214				
O15	at Missouri	W, 16-13	8,873	-	-	5	108	1	4-2-1	23	1	131	20	222	1	28-14-3	218	1	440				
O22	KANSAS	W, 21-7	14,076	-	-	13	181	2	12-7-0	75	1	256	15	182	1	8-1-1	12	0	194				
O29	at Marquette	W, 7-0	7,070	-	-	9	172	0	16-4-0	22	1	194	3	37	0	11-2-3	15	0	52				
N5	DRAKE	W, 14-0	15,937	18	-	18	287	2	8-3-2	32	0	319	8	32	0	13-1-2	23	0	55				
N12	at Kansas State	T, 13-13	11,400	-	-	12	41	0	25-13-2	178	2	219	11	184	1	8-2-1	19	1	203				
N19	OKLAHOMA	L, 0-10	17,864	-	7	8	83	0	13-8-2	78	0	161	7	51	1	21-8-1	111	0	162				



# IOWA STATE FOOTBALL

## ALL-TIME RESULTS

### 1939 (2-7)

Coach: Jim Yeager Captain: Marty Boswell

Date	Opponent	Result	Att.	Ranking		ISU FD	Rushing			Passing			Total Off.		Opp FD	Rushing			Passing			Total Off.		
				ISU	Opp		Att	Yds	TD	A-C-I	Yds	TD	Plays	Yds		Att	Yds	TD	A-C-I	Yds	TD	Plays	Yds	
S23	COE	W, 19-0	7,873	-	-																			
S29	at Denver	L, 0-6	14,487	-	-																			
O7	at Kansas	L, 0-14	8,043	-	-	11					18-4-1	0		80	11				2	10-2-0				177
O14	NEBRASKA	L, 7-10	11,770	-	-	5		116	1		14-3-5	25	0	141	6		151	1		1-0-0	0	0		151
O21	at Drake	L, 0-7	9,150	-	-	7		160	0		13-5-0	27	0	187	7		114	1		4-2-1	41	0		153
O28	MISSOURI	L, 6-21	11,962	-	-	6		106	1		9-2-2	31	0	137	10		184	2		7-3-0	22	1		206
N4	at Oklahoma	L, 6-38	20,417	-	-	16	8	63	0		15-3-3	61	1	124	20		205	5		17-12-0	151	1		356
N11	at Marquette	L, 2-21	11,464	-	-	5		16	0		x-8-1	58	0	74	13		135	1		x-5-0	78	2		213
N18	KANSAS STATE	W, 10-0	5,339	-	-	12		158	0		4-3-0	41	1	199	18		120	0		17-12-1	158	0		278

### 1940 (4-5)

Coach: Jim Yeager Captain: Tom Smith

Date	Opponent	Result	Att.	Ranking		ISU FD	Rushing			Passing			Total Off.		Opp FD	Rushing			Passing			Total Off.		
				ISU	Opp		Att	Yds	TD	A-C-I	Yds	TD	Plays	Yds		Att	Yds	TD	A-C-I	Yds	TD	Plays	Yds	
S21	LUTHER	W, 27-0	7,249	-	-	15		255	3		18-7-3	62	0	317	2		19	0		9-0-2	0	0		19
S27	at Denver	L, 7-14	13,651	-	-	6		101	1		9-5-1	28	0	129	11		208	1		14-5-1	76	1		284
O5	KANSAS	W, 7-0	7,491	-	-	6		78	1		3-0-1	0	0	78	13		129	0		23-8-4	74	0		203
O11	at Marquette	L, 25-41	11,389	-	-	15		92	3		17-9-1	182	1	274	23		149	2		11-7-1	174	3		323
O19	at Missouri	L, 14-30	12,457	-	-	15		115	2		23-13-2	136	0	251	9		201	2		9-4-1	34	1		235
O26	OKLAHOMA	L, 7-20	11,424	-	-	12		165	0		15-6-1	66	1	231	12		178	3		13-6-0	64	0		242
N9	DRAKE	W, 7-6	5,444	-	-	8		162	1		8-2-1	55	0	217	14		157	1		16-6-3	14	0		171
N16	at Kansas State	W, 12-0	7,936	-	-	6		27	1		7-3-0	52	0	79	9		161	0		10-3-0	37	0		198
N23	at Nebraska	L, 12-21	17,541	-	-	8	6	53	1		12-9-0	122	0	175	17		278	3		8-3-0	40	0		318

### 1941 (2-6-1)

Coach: Ray Donels Captain: LaVerne "Butch" Lewis

Date	Opponent	Result	Att.	Ranking		ISU FD	Rushing			Passing			Total Off.		Opp FD	Rushing			Passing			Total Off.		
				ISU	Opp		Att	Yds	TD	A-C-I	Yds	TD	Plays	Yds		Att	Yds	TD	A-C-I	Yds	TD	Plays	Yds	
S26	at Denver	W, 7-6	14,137	-	-			184	1		6-0-3	0	0	184			113	1		16-5-1	89	0		202
O4	NEBRASKA	L, 0-14	12,413	-	-	12		23	0		20-16-3	103	0	126	11		146	2		5-1-0	10	0		156
O18	MISSOURI	L, 13-39	12,207	-	-	6		50	1		26-11-3	135	1	185	14		437	4		6-1-1	16	0		453
O25	at Kansas	L, 0-13	5,534	-	-	10		90	0		14-6-3	119	0	209	14		191	2		9-5-1	46	0		237
N1	SOUTH DAKOTA	W, 27-0	4,346	-	-	15		161	1		28-13-1	191	3	352	6		100	0		13-5-1	56	0		156
N8	at Oklahoma	L, 0-55	14,633	-	-	3		22	0		26-8	67	0	89	21		226	7		20-10	185	1		411
N15	at Drake	L, 13-14	5,282	-	-	11		135	2		18-9-1	126	0	261	16		174	1		14-8-1	80	1		254
N22	KANSAS STATE	T, 12-12	4,381	-	-	12		102	1		17-8-2	73	0	175	12		205	0		10-3-1	11	1		216
N29	at Marquette	L, 13-28	3,806	-	-																			



# IOWA STATE FOOTBALL

## ALL-TIME RESULTS

### 1942 (3-6)

Coaches: Ray Donels, Mike Michalske Captain: Royal Lohry

Date	Opponent	Result	Att.	Ranking		ISU FD	Rushing			Passing			Total Off.		Opp FD	Rushing			Passing			Total Off.	
				ISU	Opp		Att	Yds	TD	A-C-I	Yds	TD	Plays	Yds		Att	Yds	TD	A-C-I	Yds	TD	Plays	Yds
S25	at Denver	W, 7-0	7,073	-	-				1			0					0						
O3	at Nebraska	L, 0-26	14,472	-	-	7	104	0		11-3-6	50	0	154	14	168	3	16-11-0	134	1			302	
O10	MARQUETTE	L, 12-34	6,507	-	-	18	109	1		23-8-2	82	1	191	11	192	4	4-2-0	20	0			212	
O17	DRAKE	W, 29-6	6,081	-	-	16	320	3		10-4-3	36	0	356	4	149	1	17-2-3	23	0			172	
O24	at Missouri	L, 6-45	7,094	-	-	16	100	1		28-14-3	152	0	252	11	390	5	7-3-1	149	2			539	
O31	OKLAHOMA	L, 7-14	7,720	-	-	9	67	1		10-5-2	40	0	107	6	102	1	10-4-1	54	1			156	
N6	at Villanova	L, 7-32	8,827	-	-	9	132	1		19-5-2	57	0	189	12	235	3	15-9-0	127	2			362	
N14	KANSAS	W, 20-13	4,217	-	-	11	160	2		11-5-1	48	1	208	7	92	0	14-8-1	12	1			104	
N21	at Kansas State	L, 6-7	4,180	-	-	14	92	1		30-17-2	168	0	260	8	118	0	5-2-3	14	1			132	

### 1943 (4-4)

Coach: Mike Michalske Captain: None

Date	Opponent	Result	Att.	Ranking		ISU FD	Rushing			Passing			Total Off.		Opp FD	Rushing			Passing			Total Off.	
				ISU	Opp		Att	Yds	TD	A-C-I	Yds	TD	Plays	Yds		Att	Yds	TD	A-C-I	Yds	TD	Plays	Yds
O2	IOWA PRE-FLIGHT	L, 13-33	5,374	-	-	7	31	158	1	23-10-5	96	1	54	254	14	46	470	5	8-1-0	18	0	54	488
O9	at Kansas	W, 13-6	3,992	-	-	9		173	0	16-11-1	87	2	260	3		64	1	3-2	15	0		79	
O16	NEBRASKA	W, 27-6	5,480	-	-	6	41	153	2	11-4-2	98	2	52	251	8	46	184	1	16-4-3	17	0	62	201
O23	at Ottumwa Pre-Flight	L, 12-13	2,712	-	-	6	31	139	1	23-10-1	72	1	54	211	12	56	174	2	5-3-1	56	0	61	230
O30	at Oklahoma	L, 7-21	5,170	-	-	13	59	162	1	15-6-0	65	0	74	227	8	40	152	3	4-3-1	35	0	44	187
N6	MISSOURI	L, 7-25	4,490	-	-	6	36	115	0	9-3-5	51	1	45	166	16	52	327	4	5-1-2	46	0	57	373
N13	DRAKE	W, 20-0	4,750	-	-	12	39	101	2	24-8-3	110	1	63	211	3	29	12	0	15-4-1	64	0	44	76
N20	KANSAS STATE	W, 48-0	3,772	-	-	16	46	261	3	24-13-1	172	4	70	433	11	37	66	0	30-11-5	151	0	67	217

### 1944 (6-1-1)

Coach: Mike Michalske Captain: None

Date	Opponent	Result	Att.	Ranking		ISU FD	Rushing			Passing			Total Off.		Opp FD	Rushing			Passing			Total Off.	
				ISU	Opp		Att	Yds	TD	A-C-I	Yds	TD	Plays	Yds		Att	Yds	TD	A-C-I	Yds	TD	Plays	Yds
S9	GUSTAVUS ADOLPHUS	W, 49-0	3,864	-	-	14	49	369	5	22-13-1	145	2	71	514	1	20	9	0	25-9-10	108	0	45	117
O7	DOANE	W, 59-0	3,461	-	-	13	44	373	8	6-3-0	21	1	50	394	5	40	97	0	21-4-1	27	0	61	124
O14	KANSAS	W, 25-0	4,650	-	-	15	54	173	2	22-11-1	151	2	76	324	7	26	44	0	16-3-4	32	0	42	76
O21	at Missouri	T, 21-21	5,281	-	-	10		156	1	12-7-2	53	1		209	25		291	2	13-8-1	162	1		453
O28	at Kansas State	W, 14-0	3,102	-	-	13		236	2	16-8	97	0		333	13		195	0	10-5	61	0		256
N4	OKLAHOMA	L, 7-12	8,474	-	-	7	36	173	1	8-3-0	22	0	44	195	14	50	220	2	8-2-2	16	0	58	278
N11	at Nebraska	W, 19-6	7,263	-	-	15		288	3	4-2-0	21	0		309	6		118	1	9-2-0	19	0		137
N18	DRAKE	W, 9-0	5,142	-	-	15		208	1	4-3-0	17	0		225	12		203	0	6-2-0	40	0		243

### 1945 (4-3-1)

Coach: Mike Michalske Captain: None

Date	Opponent	Result	Att.	Ranking		ISU FD	Rushing			Passing			Total Off.		Opp FD	Rushing			Passing			Total Off.	
				ISU	Opp		Att	Yds	TD	A-C-I	Yds	TD	Plays	Yds		Att	Yds	TD	A-C-I	Yds	TD	Plays	Yds
S22	at Northwestern	L, 6-18	34,725	-	-	9		58	1	14-7-1	105	0		163	8		264	3	7-0-2	0	0		264
S29	NORTHERN IOWA	W, 48-13	4,940	-	-	12	42	245	6	15-5-1	89	1	57	334	n/a	51	99	2	25-14-6	128	0	76	227
O6	at Kansas	T, 13-13	6,875	-	-	12		125	1	25-13-4	173	1		298	10		187	1	21-5-1	90	1		277
O13	MISSOURI	L, 7-13	8,157	-	-	8	42	171	1	19-5-5	54	0	61	225	12	61	357	2	8-3-2	37	0	69	394
O20	NEBRASKA	W, 27-7	11,699	-	-	12	48	443	4	15-5-2	45	0	54	488	12	57	171	1	15-5-2	44	0	72	215
N3	KANSAS STATE	W, 40-13	5,572	-	-	12	49	161	3	19-11-1	156	3	68	317	17	48	39	2	36-16-3	227	0	84	226
N10	at Oklahoma	L, 7-14	13,163	-	-	11	58	122	1	21-9-1	133	0	79	255	8	39	217	2	14-3-2	57	0	53	270
N17	at Drake	W, 8-6	8,442	-	-	10	37	164	0	8-3-2	36	1	45	200	6	27	126	0	9-2-2	56	1	36	182





# IOWA STATE FOOTBALL

## ALL-TIME RESULTS

### 1946 (2-6-1)

Coach: Mike Michalske Captain: None

Date	Opponent	Result	Att.	Ranking		ISU FD	Rushing			Passing			Total Off.		Opp FD	Rushing			Passing			Total Off.	
				ISU	Opp		Att	Yds	TD	A-C-I	Yds	TD	Plays	Yds		Att	Yds	TD	A-C-I	Yds	TD	Plays	Yds
S21	at Colorado	L, 7-13	13,787	-	-	6	25	30	0	32-9-2	83	1	57	113	8	47	105	2	9-5-0	60	0	56	165
S28	at Northwestern	L, 9-41	37,186	-	-	8	39	126	0	13-3-0	35	1	52	161	16	49	253	4	11-6-1	199	3	60	452
O5	NORTHERN IOWA	W, 20-18	10,379	-	-	9	46	122	0	27-14-2	143	2	73	265	6	51	199	2	2-1-0	27	1	53	226
O12	KANSAS	L, 8-24	10,074	-	-	11	34	119	0	18-8-3	208	1	52	327	12	58	230	2	4-1-1	23	1	62	253
O19	at Missouri	L, 13-33	17,011	-	-	14	43	145	2	31-9-0	110	0	74	255	8	45	242	4	11-3-2	69	1	56	311
O26	OKLAHOMA	L, 0-63	15,176	-	14	5	33	104	0	17-4-2	43	0	50	147	15	55	398	8	14-9-0	130	1	69	528
N2	at Kansas State	W, 13-7	10,988	-	-	14	64	220	2	17-9-2	98	0	81	318	8	34	144	1	8-4-3	42	0	42	186
N9	DRAKE	T, 7-7	9,116	-	-	17	53	229	1	13-5-3	55	0	66	284	13	56	117	0	4-2-1	17	0	60	177
N16	at Nebraska	L, 0-33	25,749	-	-	n/a	38	148	0	13-3-2	29	0	51	177	15	65	274	3	10-8-0	60	2	75	334

### 1947 (3-6)

Coach: Abe Stuber Captains: Harley Rollinger, Vic Weber

Date	Opponent	Result	Att.	Ranking		ISU FD	Rushing			Passing			Total Off.		Opp FD	Rushing			Passing			Total Off.	
				ISU	Opp		Att	Yds	TD	A-C-I	Yds	TD	Plays	Yds		Att	Yds	TD	A-C-I	Yds	TD	Plays	Yds
S20	NORTHERN IOWA	W, 31-14	10,544	-	-	14	38	178	1	20-11-1	182	3	58	360	5	36	92	1	15-3-4	80	1	51	172
S27	COLORADO	L, 0-7	9,989	-	-	13	45	133	0	20-6-2	92	0	65	225	8	35	72	0	16-4-3	99	1	51	171
O4	at Kansas	L, 7-27	17,591	-	-	9	43	123	0	11-1-1	60	1	54	183	14	41	229	3	9-6-0	83	1	50	312
O11	NEBRASKA	L, 7-14	13,590	-	-	12	52	97	1	19-6-0	101	0	71	198	2	33	62	2	2-0-1	0	0	35	62
O18	at Michigan State	L, 0-20	25,377	-	-	5	30	34	0	14-2-1	12	0	44	46	12	55	344	3	3-1-0	3	0	58	347
O25	MISSOURI	L, 7-26	14,763	-	-	10	33	120	1	22-7-6	92	0	55	212	20	61	286	2	18-9-1	106	2	79	392
N1	at Oklahoma	L, 9-27	26,473	-	-	14	57	231	0	15-5-2	59	1	72	290	4	59	270	4	5-1-1	7	0	64	277
N8	at Drake	W, 36-6	9,786	-	-	16	52	287	4	15-5-0	69	1	67	356	8	34	65	1	13-5-0	67	0	47	132
N15	KANSAS STATE	W, 14-0	5,791	-	-	15	53	242	1	11-4-2	77	1	64	319	4	24	43	0	10-4-1	41	0	34	84

### 1948 (4-6)

Coach: Abe Stuber Captain: Ray Klootwyk

Date	Opponent	Result	Att.	Ranking		ISU FD	Rushing			Passing			Total Off.		Opp FD	Rushing			Passing			Total Off.	
				ISU	Opp		Att	Yds	TD	A-C-I	Yds	TD	Plays	Yds		Att	Yds	TD	A-C-I	Yds	TD	Plays	Yds
S18	NORTHERN IOWA	W, 27-7	10,867	-	-	11	43	152	2	18-7-1	124	2	61	276	10	35	181	1	18-7-2	82	0	53	263
S25	at Nebraska	L, 15-19	34,514	-	-	11	35	103	1	21-9-3	135	1	56	238	10	44	214	2	15-6-0	66	1	59	280
O2	at Kansas State	W, 20-0	14,777	-	-	12	42	232	2	17-6-1	62	1	59	294	9	40	154	0	5-2-3	24	0	45	178
O9	KANSAS	L, 7-20	11,959	-	-	7	30	69	1	16-7-3	97	0	46	166	19	56	220	1	16-7-3	106	2	72	326
O16	COLORADO	W, 18-7	14,530	-	-	9	46	233	3	9-3-1	49	0	55	282	7	36	67	1	21-9-2	80	0	57	147
O23	at Missouri	L, 7-49	22,032	-	9	10	47	96	1	16-6-2	60	0	63	156	18	46	314	5	18-7-1	143	2	66	457
O30	OKLAHOMA	L, 6-33	9,985	-	16	13	46	146	0	20-12-2	74	1	66	220	14	45	198	4	16-7-1	130	1	61	328
N6	DRAKE	W, 2-0	12,826	-	-	10	43	139	0	15-3-1	50	0	58	189	12	45	170	0	19-3-2	23	0	64	193
N13	MICHIGAN STATE	L, 7-48	7,847	-	-	10	39	59	1	21-7-2	107	0	60	166	21	51	359	3	16-9-4	265	4	67	624
N20	at Arizona	L, 7-14	13,771	-	-	16	46	200	1	14-5-3	54	0	60	254	19	58	172	2	25-12-2	150	0	83	322



# IOWA STATE FOOTBALL

## ALL-TIME RESULTS

### 1949 (5-3-1)

Coach: Abe Stuber Captain: Dean Laun

Date	Opponent	Result	Att.	Ranking		ISU FD	Rushing			Passing			Total Off.		Opp FD	Rushing			Passing			Total Off.	
				ISU	Opp		Att	Yds	TD	A-C-I	Yds	TD	Plays	Yds		Att	Yds	TD	A-C-I	Yds	TD	Plays	Yds
S17	DUBUQUE	W, 64-0	6,951	-	-	25	57	417	6	20-13-0	251	4	77	668	6	32	94	0	20-6-3	46	0	52	140
S24	at Illinois	T, 20-20	31,883	-	-	18	53	215	3	18-8-3	155	0	71	370	14	45	209	3	16-8-2	97	0	61	306
O1	at Kansas	W, 19-6	21,346	-	-	15	55	248	2	19-9-2	130	1	74	378	13	47	257	1	19-6-2	101	0	66	358
O8	at Colorado	W, 13-6	16,234	-	-	11	46	187	2	12-4-0	47	0	58	234	14	54	202	1	14-3-1	40	0	68	242
O15	KANSAS STATE	W, 25-21	18,792	-	-	18	42	179	2	25-13-0	210	2	67	389	18	53	207	3	10-5-1	84	0	63	291
O22	MISSOURI	L, 0-32	17,232	-	18	12	40	96	0	30-9-2	114	0	70	210	18	70	406	5	10-3-1	57	0	80	463
O29	at Oklahoma	L, 7-34	38,149	-	3	12	31	23	0	28-18-1	281	1	59	304	20	65	336	5	8-4-0	115	0	73	451
N5	at Drake	W, 21-8	18,311	-	-	13	49	129	3	20-9-1	137	0	69	266	12	45	241	1	14-4-5	53	0	59	294
N12	NEBRASKA	L, 0-7	13,558	-	-	12	70	230	0	17-4-1	2	0	87	232	4	34	85	1	1-0-0	0	0	35	85

### 1950 (3-6-1)

Coach: Abe Stuber Captain: Vince Beacom

Date	Opponent	Result	Att.	Ranking		ISU FD	Rushing			Passing			Total Off.		Opp FD	Rushing			Passing			Total Off.	
				ISU	Opp		Att	Yds	TD	A-C-I	Yds	TD	Plays	Yds		Att	Yds	TD	A-C-I	Yds	TD	Plays	Yds
S23	COLORADO	W, 14-7	10,739	-	-	17	53	198	2	17-5-1	93	0	70	291	8	45	118	1	10-4-1	84	0	55	202
S30	at Northwestern	L, 13-23	38,473	-	-	15	39	120	1	29-15-3	151	1	68	271	20	64	292	3	24-8-0	142	1	88	434
O7	NORTHERN IOWA	W, 26-8	11,001	-	-	18	55	171	4	21-11-0	237	2	76	408	10	50	178	1	5-0-0	0	0	55	178
O14	KANSAS	L, 21-33	17,392	-	-	18	34	144	2	26-17-3	198	1	60	342	20	62	355	4	10-2-1	43	1	72	398
O21	at Missouri	T, 20-20	23,101	-	-	16	37	103	0	28-17-2	279	3	65	382	20	66	277	2	16-5-3	87	1	82	364
O28	OKLAHOMA	L, 7-20	16,883	-	3	13	40	102	0	19-9-2	121	1	59	223	22	54	234	3	10-4-0	76	0	64	310
N4	at Kansas State	W, 13-7	13,342	-	-	16	51	274	2	11-5-1	54	0	62	328	15	53	147	1	12-6-1	154	0	65	301
N11	DRAKE	L, 21-35	15,119	-	-	18	46	123	2	32-15-4	185	1	78	308	16	48	256	4	13-8-2	98	1	61	354
N18	at Nebraska	L, 13-20	37,193	-	18	14	37	108	2	20-11-0	137	0	57	245	17	74	266	3	3-0-1	0	0	77	266
N25	at Arizona	L, 26-27	13,868	-	-	19	40	176	4	23-12-2	119	0	63	295	24	64	283	4	10-5-1	57	0	74	340

### 1951 (4-4-1)

Coach: Abe Stuber Captain: Stan Campbell

Date	Opponent	Result	Att.	Ranking		ISU FD	Rushing			Passing			Total Off.		Opp FD	Rushing			Passing			Total Off.	
				ISU	Opp		Att	Yds	TD	A-C-I	Yds	TD	Plays	Yds		Att	Yds	TD	A-C-I	Yds	TD	Plays	Yds
S22	WAYNE	W, 53-21	9,145	-	-	20	63	257	4	14-11-1	174	4	77	431	10	34	84	2	23-9-2	179	1	57	263
S29	at Kansas	L, 33-53	26,000	-	-	17	71	238	5	25-8-3	84	0	96	322	8	38	223	6	13-4-2	135	2	51	358
O6	at Marquette	T, 6-6	4,748	-	-	1	47	5	0	0-0-0	0	0	47	5	9	64	141	0	12-5-2	99	1	76	240
O13	KANSAS STATE	W, 32-6	15,789	-	-	22	48	153	2	29-17-3	196	2	77	349	11	34	84	0	24-10-3	94	0	58	178
O20	MISSOURI	W, 21-14	9,264	-	-	13	55	181	0	13-7-0	64	2	68	245	9	38	86	1	26-10-3	83	1	64	189
O27	at Drake	W, 13-0	15,627	-	-	17	48	168	1	27-14-0	217	1	74	385	9	43	119	0	18-4-3	34	0	61	153
N3	at Colorado	L, 20-47	23,462	-	-	16	42	168	1	29-11-4	246	2	71	414	10	52	262	4	8-5-1	109	1	60	371
N10	NEBRASKA	L, 27-34	15,519	-	-	13	33	92	0	40-22-5	254	4	73	346	17	40	123	1	38-16-3	253	3	78	376
N17	at Oklahoma	L, 6-35	34,761	-	12	15	38	95	0	41-18-2	183	1	79	285	17	63	328	4	9-6-0	109	1	72	437



# IOWA STATE FOOTBALL

## ALL-TIME RESULTS

### 1952 (3-6)

Coach: Abe Stuber Captains: Carl Brettschneider, Bill Byrus

Date	Opponent	Result	Att.	Ranking		ISU FD	Rushing			Passing			Total Off.		Opp FD	Rushing			Passing			Total Off.	
				ISU	Opp		Att	Yds	TD	A-C-I	Yds	TD	Plays	Yds		Att	Yds	TD	A-C-I	Yds	TD	Plays	Yds
S20	SOUTH DAKOTA STATE	W, 57-19	10,241	-	-	22	53	318	4	18-8-1	152	4	71	470	11	44	88	2	12-5-1	115	0	56	203
S27	at Illinois	L, 7-33	47,702	-	5	14	62	123	1	12-4-6	37	0	74	160	13	32	103	3	21-11-5	191	1	53	294
O4	at Nebraska	L, 0-16	35,610	-	-	12	36	85	0	18-12-1	124	0	54	209	19	68	351	2	5-2-1	39	0	73	390
O11	KANSAS	L, 0-43	10,101	-	9	6	37	93	0	14-6-3	66	0	51	159	23	71	270	3	18-9-1	196	3	89	466
O18	COLORADO	L, 12-21	12,214	-	-	10	46	147	1	23-9-2	88	1	69	235	11	45	147	1	17-8-1	84	1	62	231
O25	at Missouri	L, 0-19	16,160	-	-	5	22	43	0	17-8-2	69	0	39	112	24	70	276	2	24-14-1	184	1	94	460
N1	OKLAHOMA	L, 0-41	9,619	-	3	6	48	54	0	19-5-4	57	0	67	111	16	68	297	5	6-4-1	114	1	74	411
N8	DRAKE	W, 55-7	8,313	-	-	24	76	396	6	13-4-2	98	2	89	494	10	33	52	0	37-9-7	101	1	70	153
N22	at Kansas State	W, 27-0	11,958	-	-	20	71	280	4	15-9-1	34	0	86	314	8	35	82	0	9-3-1	32	0	44	114

### 1953 (2-7)

Coach: Abe Stuber Captains: Jack Lessin, Jim Rawley

Date	Opponent	Result	Att.	Ranking		ISU FD	Rushing			Passing			Total Off.		Opp FD	Rushing			Passing			Total Off.	
				ISU	Opp		Att	Yds	TD	A-C-I	Yds	TD	Plays	Yds		Att	Yds	TD	A-C-I	Yds	TD	Plays	Yds
S19	SOUTH DAKOTA	W, 35-0	9,986	-	-	19	64	286	4	18-5-0	117	1	82	403	9	39	87	0	18-6-1	64	0	57	151
S26	at Northwestern	L, 0-35	37,960	-	-	7	39	98	0	19-4-2	47	0	58	145	18	51	412	4	23-9-1	158	1	74	570
O3	at Kansas	L, 0-23	23,676	-	-	6	37	47	0	13-3-2	51	0	50	98	17	60	266	3	7-3-0	69	0	67	335
O10	KANSAS STATE	L, 12-20	8,037	-	-	16	55	174	2	10-4-3	61	0	65	235	10	43	222	2	7-3-0	68	1	50	290
O17	MISSOURI	W, 13-6	12,486	-	-	12	57	162	1	7-5-1	63	1	64	225	14	43	149	0	19-6-1	70	1	62	219
O24	at Drake	L, 7-12	5,648	-	-	13	34	73	0	20-10-1	186	1	54	259	12	48	116	2	14-8-0	104	0	52	220
O31	at Colorado	L, 34-41	22,136	-	-	17	48	230	3	18-12-2	218	2	66	448	17	45	278	3	14-6-1	117	2	59	395
N7	NEBRASKA	L, 19-27	12,116	-	-	14	44	156	3	22-16-2	131	0	66	287	12	48	216	4	7-4-1	78	0	55	294
N14	at Oklahoma	L, 0-47	43,713	-	6	12	24	61	0	32-17-2	100	0	56	161	18	59	376	4	8-5-0	123	2	67	499

### 1954 (3-6)

Coach: Vince DiFrancesca Captains: Max Burkett, Weldon Thalacker

Date	Opponent	Result	Att.	Ranking		ISU FD	Rushing			Passing			Total Off.		Opp FD	Rushing			Passing			Total Off.	
				ISU	Opp		Att	Yds	TD	A-C-I	Yds	TD	Plays	Yds		Att	Yds	TD	A-C-I	Yds	TD	Plays	Yds
S18	SOUTH DAKOTA STATE	W, 34-6	9,782	-	-	11	31	267	4	16-7-2	45	1	47	312	10	57	211	1	11-4-0	38	0	68	249
S25	at Northwestern	L, 14-27	32,056	-	-	8	31	39	1	14-7-2	76	0	45	115	20	71	267	3	10-6-2	72	1	81	339
O2	at Nebraska	L, 14-39	29,522	-	-	21	53	202	2	19-9-0	112	0	72	314	16	38	383	4	7-2-0	57	1	45	440
O9	KANSAS	W, 33-6	8,696	-	-	14	57	311	4	7-3-0	25	1	64	336	7	32	96	1	8-4-2	42	0	40	138
O16	COLORADO	L, 0-20	14,779	-	-	12	35	79	0	19-7-2	85	0	54	164	18	61	319	3	3-2-0	18	0	64	337
O23	at Missouri	L, 14-32	18,869	-	-	10	44	122	0	23-17-4	76	2	67	198	19	44	227	4	15-8-2	142	1	59	369
O30	DRAKE	W, 35-0	7,642	-	-	20	55	318	4	14-7-0	109	1	69	427	13	33	89	0	17-10-0	96	0	50	185
N6	OKLAHOMA	L, 0-40	10,209	-	3	12	33	69	0	30-15-3	114	0	63	183	18	47	265	3	13-8-0	151	1	60	416
N13	at Kansas State	L, 7-12	14,347	-	-	8	38	78	0	16-6-3	20	1	54	98	17	56	262	2	6-5-0	72	0	62	334





# IOWA STATE FOOTBALL

## ALL-TIME RESULTS

### 1955 (1-7-1)

Coach: Vince DiFrancesca Captains: Jim McCaulley, Mel Wostoupal

Date	Opponent	Result	Att.	Ranking			Rushing			Passing			Total Off.		Opp FD	Rushing			Passing			Total Off.	
				ISU	Opp	FD	Att	Yds	TD	A-C-I	Yds	TD	Plays	Yds		Att	Yds	TD	A-C-I	Yds	TD	Plays	Yds
S17	DENVER	L, 7-19	12,217	-	-	9	43	120	1	20-8-0	85	0	63	205	10	36	142	2	10-6-1	118	1	46	260
O1	at Illinois	L, 0-40	45,706	-	-	11	41	120	0	18-4-4	62	0	59	182	20	48	296	6	18-7-1	122	0	66	418
O8	at Kansas	T, 7-7	19,854	-	-	10	47	172	1	13-6-2	41	0	60	213	12	43	128	1	14-5-1	101	0	57	229
O15	MISSOURI	W, 20-14	8,314	-	-	11	46	113	0	17-10-1	114	3	63	227	15	40	99	1	20-11-0	152	1	60	251
O22	KANSAS STATE	L, 7-9	14,740	-	-	15	37	75	0	26-12-4	130	1	63	205	11	43	106	1	7-5-0	68	0	50	174
O29	at Drake	L, 21-27	6,516	-	-	14	30	79	3	33-13-2	189	0	63	268	16	39	105	3	23-14-1	198	1	62	303
N5	NEBRASKA	L, 7-10	11,237	-	-	12	36	141	1	19-2-2	18	0	55	159	12	60	211	1	5-2-0	37	0	65	248
N12	at Oklahoma	L, 0-52	46,455	-	1	7	49	75	0	11-4-1	62	0	60	137	18	63	393	7	13-4-2	66	1	76	459
N19	at Colorado	L, 0-40	20,780	-	-	6	43	77	0	9-2-3	(-1)	0	52	76	18	58	307	6	11-5-1	68	0	69	375

### 1956 (2-8)

Coach: Vince DiFrancesca Captains: Chuck Muelhaupt, Oliver Sparks

Date	Opponent	Result	Att.	Ranking			Rushing			Passing			Total Off.		Opp FD	Rushing			Passing			Total Off.	
				ISU	Opp	FD	Att	Yds	TD	A-C-I	Yds	TD	Plays	Yds		Att	Yds	TD	A-C-I	Yds	TD	Plays	Yds
S15	at Denver	W, 13-10	14,126	-	-	17	62	181	2	10-6-0	98	0	72	279	12	44	206	0	12-4-1	51	1	56	257
S29	at Northwestern	L, 13-14	31,108	-	-	13	44	194	2	9-4-0	95	0	53	289	15	49	248	2	12-1-2	11	0	61	259
O6	at Nebraska	L, 7-9	31,743	-	-	7	45	150	0	4-0-0	0	0	49	150	14	68	248	1	4-1-1	5	0	72	253
O13	KANSAS	L, 14-25	9,552	-	-	11	43	96	0	20-7-2	114	2	63	210	12	55	123	3	8-5-1	97	1	63	220
O20	COLORADO	L, 0-52	14,985	-	-	11	42	34	0	17-6-2	97	0	59	131	21	57	355	6	10-5-0	71	0	67	426
O27	at Missouri	L, 0-34	18,752	-	-	5	50	119	0	8-2-2	12	0	58	131	15	44	226	5	13-9-0	148	0	57	374
N3	DRAKE	W, 39-14	8,140	-	-	11	40	221	2	6-2-0	42	1	46	263	18	50	127	1	27-12-2	188	1	77	315
N10	OKLAHOMA	L, 0-40	11,409	-	1	4	48	84	0	4-1-1	11	0	52	95	21	58	339	5	9-6-0	104	1	67	443
N17	at Kansas State	L, 6-32	12,693	-	-	9	47	92	1	12-2-1	24	0	59	116	15	57	166	3	14-6-0	174	2	71	340
N24	at Villanova	L, 0-26	5,000	-	-	12	45	74	0	18-6-0	69	0	73	143	20	56	248	2	17-9-0	149	2	73	397

### 1957 (4-5-1)

Coach: J.A. Myers Captains: John Falter, Marv Walter

Date	Opponent	Result	Att.	Ranking			Rushing			Passing			Total Off.		Opp FD	Rushing			Passing			Total Off.	
				ISU	Opp	FD	Att	Yds	TD	A-C-I	Yds	TD	Plays	Yds		Att	Yds	TD	A-C-I	Yds	TD	Plays	Yds
S21	DENVER	W, 10-0	12,385	-	-	14	46	172	1	9-4-0	46	0	55	218	14	58	188	0	9-5-0	68	0	67	256
S28	at Syracuse	T, 7-7	12,705	-	-	10	34	120	0	9-4-0	59	1	43	179	19	54	240	1	11-6-0	50	0	65	290
O5	at Oklahoma	L, 14-40	53,392	-	1	15	60	138	0	19-11-2	130	2	79	268	13	45	164	5	7-5-0	128	0	52	292
O12	at Kansas	W, 21-6	21,809	-	-	11	59	187	3	5-1-0	12	0	64	199	10	36	80	1	23-11-2	117	0	59	197
O19	MISSOURI	L, 13-35	12,641	-	-	12	37	143	1	8-5-2	62	0	45	205	24	67	326	3	9-6-0	84	2	76	410
O26	KANSAS STATE	L, 10-14	14,421	-	-	14	50	132	0	15-6-1	101	1	65	233	12	53	207	2	2-0-0	0	0	55	207
N2	at Drake	L, 0-20	6,557	-	-	6	31	46	0	13-5-2	63	0	44	109	19	48	165	2	24-15-1	201	1	72	366
N9	at Nebraska	W, 13-0	6,083	-	-	17	71	279	2	8-4-1	50	0	79	329	13	36	175	0	17-3-2	39	0	53	214
N16	SOUTH DAKOTA	W, 33-0	5,095	-	-	16	50	170	3	11-6-1	94	2	61	264	9	42	52	0	21-9-1	62	0	63	114
N23	at Colorado	L, 21-38	26,140	-	-	13	37	114	1	22-10-1	236	2	59	350	29	58	427	4	13-6-1	149	2	71	576



# IOWA STATE FOOTBALL

## ALL-TIME RESULTS

### 1958 (4-6)

Coach: Clay Stapleton Captain: Gale Gibson

Date	Opponent	Result	Att.	Ranking		ISU FD	Rushing			Passing			Total Off.		Opp FD	Rushing			Passing			Total Off.	
				ISU	Opp		Att	Yds	TD	A-C-I	Yds	TD	Plays	Yds		Att	Yds	TD	A-C-I	Yds	TD	Plays	Yds
S20	DRAKE	W, 33-0	12,806	-	-	18	58	277	4	6-4-0	113	1	64	390	7	37	38	0	9-3-2	32	0	46	70
S27	at Arizona	W, 14-0	18,608	-	-	13	54	220	2	9-4-1	70	0	63	290	11	30	74	0	28-15-6	114	0	58	188
O4	at Nebraska	L, 6-7	30,310	-	-	15	60	243	1	9-3-1	63	0	69	306	8	40	121	0	5-4-1	36	1	45	157
O11	KANSAS	L, 0-7	14,551	-	-	11	49	152	0	10-4-0	40	0	59	192	19	70	226	1	9-2-1	19	0	79	245
O18	COLORADO	L, 0-20	8,274	-	-	9	46	43	0	12-4-0	70	0	58	113	18	57	291	3	9-4-1	62	0	66	353
O25	at Missouri	L, 6-14	22,464	-	-	10	35	101	1	13-5-1	51	0	48	152	13	63	225	2	5-1-0	30	0	68	255
N1	SOUTH DAKOTA	W, 53-0	6,337	-	-	23	60	374	4	9-5-0	194	3	69	568	8	40	94	0	16-2-3	11	0	56	105
N8	OKLAHOMA	L, 0-20	10,314	-	6	9	55	232	0	8-2-0	14	0	63	246	17	68	273	2	4-1-0	5	1	72	278
N15	at Kansas State	L, 6-14	8,193	-	-	7	33	127	1	11-3-1	32	0	44	159	21	73	277	2	7-3-0	19	0	80	296
N21	at San Jose State	W, 9-6	11,214	-	-	18	62	245	1	9-3-1	37	0	71	282	13	34	148	1	17-6-1	62	0	51	210

### 1959 (7-3)

Coach: Clay Stapleton Captain: Dwight Nichols

Date	Opponent	Result	Att.	Ranking		ISU FD	Rushing			Passing			Total Off.		Opp FD	Rushing			Passing			Total Off.	
				ISU	Opp		Att	Yds	TD	A-C-I	Yds	TD	Plays	Yds		Att	Yds	TD	A-C-I	Yds	TD	Plays	Yds
S19	at Drake	W, 41-0	13,397	-	-	27	72	342	3	15-10-0	108	1	87	450	6	22	18	0	22-5-3	82	0	44	100
S25	at Denver	W, 28-12	8,903	-	-	15	40	221	2	4-3-0	45	2	44	266	17	67	225	2	6-3-1	54	0	73	279
O3	MISSOURI	L, 0-14	10,632	-	-	8	40	121	0	18-5-1	42	0	58	163	20	60	248	1	10-4-4	34	1	70	282
O10	SOUTH DAKOTA	W, 41-6	1,864	-	-	20	58	335	6	5-4-0	67	0	63	402	11	40	35	0	25-8-3	106	0	65	141
O17	at Colorado	W, 27-0	37,319	-	-	17	54	247	3	8-5-0	80	1	62	327	8	45	94	0	16-4-2	27	0	61	121
O24	KANSAS STATE	W, 26-0	13,899	-	-	21	57	358	2	11-6-0	108	2	69	466	12	45	163	0	12-6-2	39	0	57	202
O31	at Kansas	L, 0-7	24,409	-	-	11	43	122	0	13-5-3	73	0	56	195	15	57	256	1	7-4-0	51	0	64	307
N7	NEBRASKA	W, 18-6	10,995	-	-	11	43	168	1	3-1-0	15	0	46	183	14	52	103	1	11-3-2	45	0	63	148
N14	SAN JOSE STATE	W, 55-0	6,049	-	-	15	53	247	5	9-4-1	80	2	62	327	8	29	52	0	30-13-4	115	0	59	167
N21	at Oklahoma	L, 12-35	46,529	-	-	16	42	126	1	13-8-3	103	1	55	229	22	73	348	5	2-0-1	0	0	75	348

### 1960 (7-3)

Coach: Clay Stapleton Captain: Arden Esslinger

Date	Opponent	Result	Att.	Ranking		ISU FD	Rushing			Passing			Total Off.		Opp FD	Rushing			Passing			Total Off.	
				ISU	Opp		Att	Yds	TD	A-C-I	Yds	TD	Plays	Yds		Att	Yds	TD	A-C-I	Yds	TD	Plays	Yds
S17	DRAKE	W, 46-0	14,686	-	-	19	50	354	4	10-5-0	47	2	60	401	6	36	42	0	19-7-1	49	0	55	91
S23	at Detroit	W, 44-21	14,609	-	-	18	55	323	5	9-5-1	96	1	64	419	13	42	137	2	17-4-1	36	1	59	173
O1	at Nebraska	W, 10-7	32,262	-	-	13	52	219	1	2-0-1	0	0	54	219	11	49	193	1	6-1-1	18	0	55	211
O8	KANSAS	L, 14-28	16,277	-	10	15	47	169	2	9-5-3	73	0	56	242	13	48	191	3	4-2-1	64	1	52	255
O15	COLORADO	L, 6-21	17,205	-	-	7	33	56	0	9-6-1	106	0	42	162	14	62	289	3	9-3-1	28	0	71	317
O22	at Missouri	L, 8-34	33,683	-	5	7	38	105	1	5-2-0	28	1	43	133	20	63	294	4	2-1-1	18	0	65	312
O29	at Oklahoma State	W, 13-9	17,042	-	-	7	43	135	2	0-0-0	0	0	43	135	10	56	169	1	4-1-1	2	0	60	171
N5	OKLAHOMA	W, 10-6	15,451	-	-	9	51	181	1	6-2-0	25	0	57	206	15	57	212	1	6-2-0	19	0	63	231
N12	at Kansas State	W, 20-7	7,649	-	-	20	67	358	3	9-3-2	30	0	76	388	7	25	118	1	13-4-0	40	0	38	158
N19	at Pacific	W, 14-6	6,459	-	-	15	53	216	1	7-2-1	40	1	60	256	10	44	156	1	13-4-0	28	0	57	184



# IOWA STATE FOOTBALL

## ALL-TIME RESULTS

### 1961 (5-5)

Coach: Clay Stapleton Captain: John Cooper

Date	Opponent	Result	Att.	Ranking		ISU FD	Rushing			Passing			Total Off.		Opp FD	Rushing			Passing			Total Off.	
				ISU	Opp		Att	Yds	TD	A-C-I	Yds	TD	Plays	Yds		Att	Yds	TD	A-C-I	Yds	TD	Plays	Yds
S16	at Drake	W, 21-0	12,465	-	-	13	48	192	1	7-3-1	60	2	55	252	11	51	132	0	9-2-1	16	0	60	148
S23	OKLAHOMA STATE	W, 14-7	16,848	-	-	7	34	135	2	3-2-1	45	0	37	180	19	58	210	1	12-5-1	63	0	70	273
O7	at Oklahoma	W, 21-15	45,365	-	-	13	50	185	3	3-2-1	32	0	53	217	17	56	207	2	17-8-1	91	0	73	298
O14	at Kansas	L, 7-21	32,176	-	-	9	39	132	0	9-5-0	68	1	48	200	13	50	189	3	7-3-2	66	0	57	255
O21	MISSOURI	L, 7-13	21,932	-	-	8	32	34	0	16-6-1	99	1	48	133	15	61	233	1	3-2-0	19	1	64	252
O28	KANSAS STATE	W, 31-7	18,475	-	-	15	48	345	2	12-3-2	63	2	60	408	7	42	111	1	7-4-1	41	0	49	152
N4	at Boston College	L, 10-14	13,015	-	-	14	48	172	0	15-8-1	137	1	63	309	11	45	136	2	12-4-2	61	0	57	197
N11	NEBRASKA	L, 13-16	13,106	-	-	10	22	90	1	22-11-2	176	1	44	266	18	57	235	2	9-5-0	78	0	66	313
N18	at Tulsa	W, 27-6	6,600	-	-	15	42	279	4	5-3-0	54	0	47	333	18	50	103	0	27-13-4	139	1	77	242
N25	at Colorado	L, 0-34	30,399	-	7	11	43	88	0	14-4-3	66	0	57	154	18	52	248	3	24-8-1	157	1	76	405

### 1962 (5-5)

Coach: Clay Stapleton Captain: Jim Clapper

Date	Opponent	Result	Att.	Ranking		ISU FD	Rushing			Passing			Total Off.		Opp FD	Rushing			Passing			Total Off.	
				ISU	Opp		Att	Yds	TD	A-C-I	Yds	TD	Plays	Yds		Att	Yds	TD	A-C-I	Yds	TD	Plays	Yds
S15	DRAKE	W, 14-7	21,781	-	-	11	48	195	2	8-1-0	7	0	56	202	11	45	137	1	18-11-0	93	0	63	230
S22	at Oregon St. (Portland)	L, 35-39	30,430	-	-	14	42	169	3	14-10-1	211	2	56	380	27	45	197	3	30-16-1	252	3	75	449
O6	at Nebraska	L, 22-36	34,321	-	-	13	38	147	2	14-7-2	70	1	52	217	20	62	234	4	15-9-0	153	1	77	387
O13	KANSAS	L, 8-29	22,262	-	-	12	40	59	1	12-6-1	102	0	52	161	21	54	312	4	8-2-1	34	0	62	346
O20	COLORADO	W, 57-19	18,045	-	-	21	52	358	5	13-6-0	130	2	65	488	12	38	85	1	31-13-1	123	2	69	208
O27	at Missouri	L, 6-21	42,010	-	-	8	32	101	1	15-6-2	93	0	47	194	25	73	348	3	4-0-3	0	0	77	348
N3	at Oklahoma State	W, 34-7	17,533	-	-	24	64	404	4	10-5-1	74	1	74	478	13	31	71	0	31-11-2	130	1	62	201
N10	OKLAHOMA	L, 0-41	15,391	-	-	12	44	86	0	18-5-2	62	0	62	148	25	61	309	5	14-10-0	112	1	75	421
N17	at Kansas State	W, 28-14	9,224	-	-	20	59	270	3	7-2-0	49	0	66	319	11	43	104	1	11-6-0	61	1	54	165
N24	OHIO	W, 31-22	8,503	-	-	24	59	321	2	17-9-0	206	2	76	527	12	28	97	2	28-10-3	55	1	56	352

### 1963 (4-5)

Coach: Clay Stapleton Captain: Dave Hoover

Date	Opponent	Result	Att.	Ranking		ISU FD	Rushing			Passing			Total Off.		Opp FD	Rushing			Passing			Total Off.	
				ISU	Opp		Att	Yds	TD	A-C-I	Yds	TD	Plays	Yds		Att	Yds	TD	A-C-I	Yds	TD	Plays	Yds
S21	at California	L, 8-15	38,477	-	-	12	58	217	0	14-6-1	98	0	72	315	8	35	104	1	19-6-0	113	1	54	217
S28	VMI	W, 21-6	14,530	-	-	14	50	174	1	4-2-0	29	1	54	203	16	45	132	0	26-9-2	100	1	71	232
O5	at Nebraska	L, 7-21	37,640	-	-	13	44	133	1	12-5-2	51	0	56	184	18	53	279	3	6-3-0	42	0	59	321
O12	at Kansas	W, 17-14	32,915	-	-	19	48	180	1	19-9-2	131	1	67	311	14	46	181	2	15-3-3	94	0	61	275
O19	at Colorado	W, 19-7	26,866	-	-	16	54	152	1	21-5-0	58	1	75	210	4	42	106	1	7-4-0	74	0	49	180
O26	MISSOURI	L, 0-7	22,081	-	-	10	42	139	0	13-5-3	33	0	55	172	3	34	18	0	12-5-1	41	0	46	59
N2	OKLAHOMA STATE	W, 33-28	18,002	-	-	15	54	202	3	8-4-2	79	1	62	281	19	44	197	4	24-15-1	201	0	68	398
N9	at Oklahoma	L, 14-24	51,688	-	6	5	48	69	1	3-1-2	6	0	51	75	12	49	137	1	14-5-1	61	1	63	198
N16	KANSAS STATE	L, 10-21	13,207	-	-	16	53	236	1	10-2-1	24	0	63	260	17	52	214	3	7-3-0	47	0	59	261
N23	Drake	game cancelled																					





# IOWA STATE FOOTBALL

## ALL-TIME RESULTS

### 1964 (1-8-1)

Coach: Clay Stapleton Captain: Mike Cox

Date	Opponent	Result	Att.	Ranking		ISU FD	Rushing			Passing			Total Off.		Opp FD	Rushing			Passing			Total Off.	
				ISU	Opp		Att	Yds	TD	A-C-I	Yds	TD	Plays	Yds		Att	Yds	TD	A-C-I	Yds	TD	Plays	Yds
S19	DRAKE	W, 25-0	20,523	-	-	16	50	223	3	17-6-1	90	0	67	313	5	38	54	0	15-7-1	24	0	53	78
S26	at Oklahoma State	L, 14-29	17,655	-	-	12	54	236	2	6-1-1	8	0	60	244	15	46	243	3	11-7-0	160	1	57	403
O3	NEBRASKA	L, 7-14	21,185	-	-	9	38	132	1	6-3-0	18	0	44	150	20	60	243	2	10-5-0	45	0	70	288
O10	KANSAS	L, 6-42	19,706	-	-	8	24	32	1	31-14-3	135	0	55	167	21	55	314	3	19-10-1	133	3	74	447
O17	COLORADO	L, 7-14	19,778	-	-	10	44	87	1	17-4-1	53	0	61	140	16	62	220	2	7-3-0	29	0	69	249
O24	at Missouri	L, 0-10	43,493	-	-	6	31	93	0	9-2-1	42	0	40	135	18	68	201	0	14-6-0	105	1	82	306
O31	at Army	L, 7-9	22,155	-	-	14	39	119	1	23-8-2	161	0	62	280	15	44	108	1	21-12-2	147	0	65	255
N7	at Oklahoma	L, 0-30	42,982	-	-	4	31	43	0	18-4-2	43	0	49	86	15	62	248	4	16-4-1	81	0	78	329
N14	at Kansas State	L, 6-7	15,738	-	-	15	47	146	1	21-9-0	84	0	68	230	9	50	160	1	8-2-0	39	0	58	199
N21	at Arizona	T, 0-0	24,595	-	-	15	53	174	0	18-6-1	82	0	71	256	9	39	143	0	12-4-2	56	0	51	199

### 1965 (5-4-1)

Coach: Clay Stapleton Captains: Dick Kasperek, Jimmy Wipert

Date	Opponent	Result	Att.	Ranking		ISU FD	Rushing			Passing			Total Off.		Opp FD	Rushing			Passing			Total Off.	
				ISU	Opp		Att	Yds	TD	A-C-I	Yds	TD	Plays	Yds		Att	Yds	TD	A-C-I	Yds	TD	Plays	Yds
S18	DRAKE	W, 21-0	6,938	-	-	9	30	175	2	23-10-2	100	0	53	275	15	50	162	0	15-8-3	123	0	65	285
S25	PACIFIC	W, 38-13	17,550	-	-	19	58	259	4	26-12-4	143	1	85	402	7	38	3	0	17-6-2	105	1	55	108
O2	at Nebraska	L, 0-44	54,145	-	3	7	35	44	0	12-4-1	30	0	47	74	27	61	290	4	28-15-0	207	2	89	497
O9	at Kansas	W, 21-7	38,006	-	-	10	50	152	2	13-7-0	174	1	63	326	9	44	136	1	11-3-1	39	0	55	175
O16	at Colorado	T, 10-10	27,005	-	-	10	44	115	0	21-6-3	56	1	65	171	14	64	186	1	20-8-1	99	0	84	285
O23	MISSOURI	L, 7-23	21,150	-	-	17	48	85	1	27-11-1	119	0	74	204	17	53	197	2	9-3-0	41	1	62	238
O30	OKLAHOMA STATE	W, 14-10	19,542	-	-	14	39	198	2	20-9-1	100	0	59	298	14	50	138	1	18-8-1	70	0	68	208
N6	at Oklahoma	L, 20-24	43,642	-	-	10	31	108	1	18-6-2	148	2	49	256	24	87	299	3	8-3-0	45	0	95	344
N13	KANSAS STATE	W, 38-6	13,977	-	-	28	54	230	5	44-21-1	293	0	98	523	9	41	134	1	12-2-0	26	0	53	160
N20	at New Mexico	L, 9-10	14,225	-	-	14	27	36	0	25-14-0	255	1	52	291	16	54	219	1	11-4-0	66	0	65	285

### 1966 (2-6-2)

Coach: Clay Stapleton Captains: Bob Evans, Dick Schafroth

Date	Opponent	Result	Att.	Ranking		ISU FD	Rushing			Passing			Total Off.		Opp FD	Rushing			Passing			Total Off.	
				ISU	Opp		Att	Yds	TD	A-C-I	Yds	TD	Plays	Yds		Att	Yds	TD	A-C-I	Yds	TD	Plays	Yds
S17	at Wisconsin	L, 10-20	46,500	-	-	11	37	129	1	20-7-3	79	0	57	208	18	53	160	0	15-6-1	90	2	68	250
S24	OKLAHOMA	L, 11-29	21,467	-	-	14	44	79	1	32-15-3	173	0	76	252	15	48	200	2	16-9-0	142	2	64	342
O1	NEBRASKA	L, 6-12	25,548	-	6	10	34	79	0	23-11-1	114	0	57	191	21	55	229	1	27-16-2	203	0	82	432
O8	KANSAS	W, 24-7	23,105	-	-	21	60	276	3	13-7-2	88	0	73	364	14	48	150	1	16-4-3	50	0	64	200
O15	COLORADO	L, 21-41	23,345	-	-	17	40	152	2	25-17-0	220	1	65	372	27	66	361	6	16-8-0	94	0	82	455
O22	at Missouri	T, 10-10	45,149	-	-	10	53	130	1	14-6-1	105	0	67	235	12	44	96	0	22-8-1	116	1	66	212
O29	at Oklahoma State	T, 14-14	30,310	-	-	16	44	84	0	34-13-2	242	2	77	326	13	49	178	2	26-10-2	84	0	75	262
N12	at Kansas State	W, 30-13	10,256	-	-	19	47	148	3	23-11-2	171	0	70	319	17	46	103	1	26-10-4	223	1	72	326
N19	at Arizona	L, 24-27	23,904	-	-	22	36	107	1	40-25-1	335	2	76	442	21	29	76	1	40-27-1	271	3	69	347
N26	at Colorado State	L, 10-34	8,600	-	-	15	33	132	0	28-5-3	150	1	61	282	25	63	300	5	13-7-2	117	0	76	417



# IOWA STATE FOOTBALL

## ALL-TIME RESULTS

### 1967 (2-8)

Coach: Clay Stapleton Captains: Dave Mayberry, Don Stanley

Date	Opponent	Result	Att.	Ranking		ISU FD	Rushing			Passing			Total Off.		Opp FD	Rushing			Passing			Total Off.	
				ISU	Opp		Att	Yds	TD	A-C-I	Yds	TD	Plays	Yds		Att	Yds	TD	A-C-I	Yds	TD	Plays	Yds
S16	at South Carolina	L, 3-34	21,713	-	-	15	50	182	0	15-7-1	97	0	65	279	23	55	183	5	24-15-0	187	0	79	370
S23	at Texas Tech	L, 0-52	30,328	-	-	7	44	110	0	21-7-2	61	0	70	171	23	53	289	4	30-14-0	151	2	83	440
S30	NEW MEXICO	W, 17-12	21,621	-	-	14	65	284	2	7-1-1	8	0	72	292	15	31	30	0	44-18-2	212	2	75	242
O7	at Colorado	L, 0-34	43,304	-	8	9	46	56	0	20-8-3	143	0	66	199	17	48	217	3	22-12-1	223	1	70	440
O14	KANSAS STATE	W, 17-0	22,713	-	-	9	50	123	1	16-6-1	77	0	66	200	15	50	49	0	31-13-4	130	0	81	179
O21	MISSOURI	L, 7-23	25,008	-	-	10	36	44	0	20-12-0	138	1	56	182	19	74	336	2	8-2-1	20	0	83	356
O28	at Kansas	L, 14-28	36,131	-	-	19	52	136	1	31-16-2	151	1	83	287	19	52	184	2	16-9-0	210	2	68	394
N4	at Nebraska	L, 0-12	63,746	-	-	6	39	(-5)	0	27-9-1	83	0	66	78	18	62	216	1	17-4-1	111	0	79	327
N11	OKLAHOMA	L, 14-52	18,331	-	9	13	30	80	0	31-13-3	141	1	61	221	27	63	269	5	21-13-2	270	2	84	544
N18	OKLAHOMA STATE	L, 14-28	16,912	-	-	13	48	140	2	21-6-2	105	0	69	245	21	72	306	4	15-4-1	51	0	87	359

### 1968 (3-7)

Coach: Johnny Majors Captains: George Dimitri, John Warder

Date	Opponent	Result	Att.	Ranking		ISU FD	Rushing			Passing			Total Off.		Opp FD	Rushing			Passing			Total Off.	
				ISU	Opp		Att	Yds	TD	A-C-I	Yds	TD	Plays	Yds		Att	Yds	TD	A-C-I	Yds	TD	Plays	Yds
S14	BUFFALO	W, 28-10	21,187	-	-	15	46	154	4	21-11-1	150	0	67	304	16	52	130	1	23-15-1	139	0	75	239
S21	ARIZONA	L, 12-21	20,908	-	-	14	39	91	0	34-9-2	132	2	73	223	24	63	191	1	28-17-1	267	2	91	458
S28	at Brigham Young	W, 28-20	23,059	-	-	16	46	178	2	9-5-1	78	1	55	256	28	51	210	3	39-19-4	225	0	90	435
O5	COLORADO	L, 18-28	23,447	-	-	18	46	182	1	32-11-2	214	1	78	396	23	62	235	3	16-11-1	161	1	78	396
O12	at Kansas State	W, 23-14	31,507	-	-	13	49	254	3	13-8-0	65	0	62	319	24	35	71	1	50-29-6	295	1	85	366
O19	at Oklahoma	L, 7-42	46,960	-	-	13	41	98	1	25-14-2	161	0	66	259	27	62	295	6	19-10-1	146	0	81	441
O26	KANSAS	L, 25-46	26,256	-	3	20	54	164	2	28-11-1	138	1	82	302	25	64	303	4	18-11-0	186	2	82	489
N2	NEBRASKA	L, 13-24	30,463	-	-	19	46	182	2	28-10-2	112	0	74	294	22	57	209	2	17-12-0	161	1	74	370
N9	at Missouri	L, 7-42	50,655	-	6	11	46	81	0	12-7-0	102	1	58	183	22	66	320	5	11-6-0	99	1	77	419
N16	at Oklahoma State	L, 17-26	23,085	-	-	22	63	242	0	24-11-1	172	2	87	414	18	58	217	4	18-8-3	129	0	76	346

### 1969 (3-7)

Coach: Johnny Majors Captains: Jerry Fiat, Fred Jones

Date	Opponent	Result	Att.	Ranking		ISU FD	Rushing			Passing			Total Off.		Opp FD	Rushing			Passing			Total Off.	
				ISU	Opp		Att	Yds	TD	A-C-I	Yds	TD	Plays	Yds		Att	Yds	TD	A-C-I	Yds	TD	Plays	Yds
S20	at Syracuse	L, 13-14	30,491	-	-	14	44	143	1	17-6-1	48	0	61	191	22	59	212	2	20-14-2	123	0	79	335
S27	BRIGHAM YOUNG	W, 10-0	28,232	-	-	16	69	197	0	12-3-1	27	0	81	224	4	41	34	0	17-4-2	9	0	58	43
O4	at Illinois	W, 48-20	35,982	-	-	20	57	152	3	24-14-0	165	3	81	317	21	47	138	0	34-16-2	234	3	81	372
O11	COLORADO	L, 0-14	29,160	-	-	15	50	3	0	35-14-0	198	0	85	201	14	49	227	2	21-6-1	57	0	70	284
O18	at Kansas State	L, 7-34	28,674	-	-	5	40	47	1	21-4-2	20	0	61	67	21	54	148	4	39-20-3	221	0	93	369
O25	KANSAS	W, 44-20	26,398	-	-	14	47	198	3	13-7-1	73	1	60	271	22	57	194	2	26-14-2	174	0	83	368
N1	at Oklahoma	L, 14-37	53,811	-	-	14	46	72	0	23-10-1	147	2	69	219	32	77	339	4	20-14-2	230	1	97	569
N8	at Nebraska	L, 3-17	65,131	-	20	15	48	27	0	23-11-1	119	0	71	146	22	56	185	1	24-13-2	205	1	80	390
N15	MISSOURI	L, 13-40	23,147	-	6	8	34	57	1	36-13-2	98	0	70	155	24	61	228	2	36-16-2	317	3	97	545
N22	OKLAHOMA STATE	L, 0-35	20,315	-	-	7	29	53	0	28-13-5	117	0	57	170	22	60	265	3	26-13-1	158	2	86	423



# IOWA STATE FOOTBALL

## ALL-TIME RESULTS

### 1970 (5-6)

Coach: Johnny Majors Captains: Tony Washington, Mark Withrow

Date	Opponent	Result	Att.	Ranking		ISU FD	Rushing			Passing			Total Off.		Opp FD	Rushing			Passing			Total Off.	
				ISU	Opp		Att	Yds	TD	A-C-I	Yds	TD	Plays	Yds		Att	Yds	TD	A-C-I	Yds	TD	Plays	Yds
S19	at New Mexico	W, 32-3	17,459	-	-	21	56	248	1	27-14-2	179	2	83	427	12	53	161	0	19-7-1	48	0	72	209
S26	COLORADO STATE	W, 37-6	23,453	-	-	19	54	261	3	18-8-0	92	1	72	353	21	50	198	1	42-17-4	191	0	92	389
O3	at Utah	W, 16-13	19,156	-	-	16	49	178	1	26-10-1	106	0	75	284	14	51	152	1	19-7-2	73	0	70	225
O10	at Colorado	L, 10-61	41,089	-	17	16	45	99	1	30-12-1	129	0	75	228	21	60	299	4	22-10-0	139	2	82	438
O17	KANSAS STATE	L, 0-17	26,053	-	-	18	38	71	0	40-19-2	186	0	78	257	17	49	169	1	32-16-0	123	0	81	292
O24	at Kansas	L, 10-24	34,837	-	-	20	46	172	0	30-12-4	166	0	76	338	15	65	227	3	9-3-0	30	0	74	257
O31	OKLAHOMA	L, 28-29	26,672	-	-	13	44	73	2	25-11-4	227	2	69	300	19	75	292	3	9-7-0	153	1	84	445
N7	NEBRASKA	L, 29-54	34,007	-	14	15	24	117	0	38-19-3	228	4	62	345	32	76	342	6	27-18-0	223	2	103	565
N14	at Missouri	W, 31-19	57,524	-	-	19	42	237	4	27-12-1	147	0	69	384	27	70	328	3	27-12-2	133	0	97	461
N21	at Oklahoma State	L, 27-36	34,893	-	-	16	37	147	1	36-13-4	184	3	73	331	19	73	324	4	15-5-4	85	1	88	409
N28	at San Diego State	W, 28-22	40,172	-	-	20	57	144	2	26-12-1	158	2	83	302	17	22	(-13)	0	49-30-3	370	3	71	357

### 1971 (8-4)

Coach: Johnny Majors Captains: Dean Carlson, Ray Harm, Keith Schroeder

Date	Opponent	Result	Att.	Ranking		ISU FD	Rushing			Passing			Total Off.		Opp FD	Rushing			Passing			Total Off.	
				ISU	Opp		Att	Yds	TD	A-C-I	Yds	TD	Plays	Yds		Att	Yds	TD	A-C-I	Yds	TD	Plays	Yds
S18	IDAHO	W, 24-7	27,064	-	-	22	60	220	2	34-14-5	163	1	94	383	9	26	(-12)	0	35-16-5	124	0	61	112
S25	at New Mexico	W, 44-20	25,687	-	-	26	60	366	4	18-8-0	131	1	78	497	18	54	222	2	19-10-2	128	1	73	350
O2	at Kent State	W, 17-14	11,551	-	-	23	50	192	2	29-15-4	207	0	79	399	13	45	125	1	15-9-1	104	0	60	229
O9	COLORADO	L, 14-24	31,535	-	5	17	40	94	1	24-14-1	171	1	64	265	27	76	334	2	14-5-1	107	1	90	441
O16	at Kansas State	W, 24-0	31,074	-	-	19	42	97	1	29-19-1	271	2	71	368	14	50	88	0	25-15-1	134	0	75	222
O23	KANSAS	W, 40-24	31,459	-	-	25	63	330	4	27-11-1	116	1	90	446	13	36	79	1	23-7-2	90	1	59	169
O30	at Oklahoma	L, 12-43	60,477	-	2	13	33	99	1	32-11-2	136	0	65	235	32	84	504	4	13-7-0	175	2	97	679
N6	at Nebraska	L, 0-37	65,622	-	1	9	46	65	0	15-4-2	40	0	61	105	22	58	304	3	19-9-1	97	0	77	401
N13	MISSOURI	W, 45-17	25,386	-	-	16	57	262	3	19-8-2	91	3	76	353	9	40	104	0	26-11-2	93	0	66	197
N20	OKLAHOMA STATE	W, 54-0	23,596	-	-	35	61	314	4	26-16-0	282	4	87	596	7	41	72	0	20-7-3	60	0	61	132
N27	at San Diego State	W, 48-31	25,490	-	-	30	65	246	4	26-17-0	310	3	94	556	19	18	63	0	50-23-5	357	4	68	420
D18	Louisiana State**	L, 15-33	33,530	-	11	16	31	83	0	35-19-2	249	2	66	332	13	53	187	1	23-12-2	227	3	76	414

\*\*Sun Bowl at El Paso, Texas

### 1972 (5-6-1)

Coach: Johnny Majors Captains: George Amundson, Matt Blair

Date	Opponent	Result	Att.	Ranking		ISU FD	Rushing			Passing			Total Off.		Opp FD	Rushing			Passing			Total Off.	
				ISU	Opp		Att	Yds	TD	A-C-I	Yds	TD	Plays	Yds		Att	Yds	TD	A-C-I	Yds	TD	Plays	Yds
S16	at Colorado State	W, 41-0	20,651	-	-	26	59	357	2	28-12-0	171	3	87	528	10	44	156	0	17-6-4	58	0	61	214
S23	UTAH	W, 44-22	28,885	-	-	21	61	272	3	21-8-3	105	2	82	377	16	44	108	0	33-14-3	231	3	77	339
S30	NEW MEXICO	W, 31-0	29,697	-	-	19	50	285	3	22-13-1	139	1	72	424	12	62	145	0	12-5-2	84	0	74	229
O14	at Colorado	L, 22-34	51,312	18	14	21	38	129	3	28-14-3	253	0	66	382	22	58	189	2	24-15-0	197	1	82	386
O21	KANSAS STATE	W, 55-22	35,893	20	-	25	56	311	5	31-18-1	221	1	87	532	17	24	37	1	59-23-4	341	2	83	378
O28	at Kansas	W, 34-8	33,710	15	-	24	55	332	1	27-13-1	194	3	82	516	18	40	107	0	32-15-3	247	1	72	354
N4	OKLAHOMA	L, 6-20	34,941	14	7	20	33	149	0	37-16-2	200	0	70	349	23	76	317	2	7-4-1	74	0	83	391
N11	NEBRASKA	T, 23-23	36,690	17	3	18	46	148	0	32-14-4	208	3	78	356	23	48	121	1	42-23-2	246	2	90	367
N18	at Missouri	L, 5-6	43,718	12	19	16	48	184	0	27-8-1	109	0	75	292	15	57	138	0	17-10-1	127	0	74	265
N25	at Oklahoma State	L, 14-45	26,495	17	-	24	51	98	0	37-18-3	215	2	88	313	22	72	405	6	3-2-0	122	0	75	527
D2	at San Diego State	L, 14-27	39,048	-	-	16	41	100	2	33-14-3	164	0	74	264	21	51	147	2	33-12-3	158	1	84	305
D18	Georgia Tech**	L, 30-31	50,021	-	-	18	45	185	1	19-10-2	153	2	64	338	18	47	123	0	15-12-1	157	3	62	280

\*\*Liberty Bowl at Memphis, Tenn.





# IOWA STATE FOOTBALL

## ALL-TIME RESULTS

### 1973 (4-7)

Coach: Earle Bruce Captains: Larry Hunt, Keith Krepfle

Date	Opponent	Result	Att.	Ranking		ISU FD	Rushing			Passing			Total Off.		Opp FD	Rushing			Passing			Total Off.	
				ISU	Opp		Att	Yds	TD	A-C-I	Yds	TD	Plays	Yds		Att	Yds	TD	A-C-I	Yds	TD	Plays	Yds
S22	IDAHO	W, 48-0	30,164	-	-	29	79	251	3	22-12-2	207	3	101	458	8	28	72	0	31-11-2	88	0	59	160
S29	at Arkansas	L, 19-21	42,078	-	-	14	52	227	1	19-7-3	101	1	71	328	16	54	211	1	27-11-1	128	1	81	339
O6	COLORADO	L, 16-23	34,868	-	18	20	62	264	1	23-8-2	100	0	85	364	9	40	136	1	11-8-1	173	2	51	309
O13	at Brigham Young	W, 26-24	25,580	-	-	18	54	206	2	18-9-0	112	0	72	318	29	35	72	0	42-29-4	439	3	77	511
O20	at Kansas State	L, 19-21	29,062	-	-	19	42	113	1	29-13-0	156	1	71	269	17	58	275	3	18-8-1	173	0	76	448
O27	KANSAS	L, 20-22	32,662	-	17	16	58	254	2	12-3-4	61	0	70	315	20	38	45	1	32-20-2	321	1	70	366
N3	at Oklahoma	L, 17-34	61,876	-	3	9	42	107	0	18-8-0	121	2	60	228	26	74	411	3	8-4-1	92	2	82	503
N10	at Nebraska	L, 7-34	74,474	-	11	12	51	228	1	10-2-3	33	0	61	261	20	58	236	2	21-9-2	175	2	79	411
N17	MISSOURI	W, 17-7	33,393	-	14	18	66	223	1	9-5-1	74	1	75	297	12	43	112	0	18-9-1	76	1	61	188
N24	OKLAHOMA STATE	W, 28-12	27,395	-	18	18	71	380	2	13-6-2	85	2	84	465	15	51	229	2	23-6-4	94	0	74	323
D1	at San Diego State	L, 28-41	38,627	-	-	21	53	250	2	30-9-1	116	2	83	366	27	42	187	2	29-20-1	347	4	71	534

### 1974 (4-7)

Coach: Earle Bruce Captains: Phil Danowsky, Rick Howe, Mike Strachan

Date	Opponent	Result	Att.	Ranking		ISU FD	Rushing			Passing			Total Off.		Opp FD	Rushing			Passing			Total Off.	
				ISU	Opp		Att	Yds	TD	A-C-I	Yds	TD	Plays	Yds		Att	Yds	TD	A-C-I	Yds	TD	Plays	Yds
S14	at Texas Tech	L, 3-24	38,542	-	-	15	45	176	0	11-3-2	37	0	56	213	20	56	306	2	12-9-1	76	1	68	382
S21	at Washington	L, 28-31	48,119	-	-	17	48	141	3	20-10-4	201	1	68	342	22	57	331	3	19-9-2	173	1	76	504
S28	BRIGHAM YOUNG	W, 34-7	29,419	-	-	17	59	214	2	18-6-2	69	0	77	283	7	35	36	0	17-6-2	56	1	52	92
O5	NEW MEXICO	W, 27-3	31,529	-	-	14	64	229	2	4-3-0	76	1	68	305	19	36	106	0	39-20-2	216	0	75	322
O12	at Colorado	L, 7-34	47,672	-	-	10	46	67	0	20-8-1	132	1	66	199	15	55	305	3	9-5-0	51	1	64	356
O19	KANSAS STATE	W, 23-18	33,587	-	-	18	57	260	1	6-3-0	32	1	63	292	18	43	107	0	28-13-0	175	2	71	282
O26	at Kansas	W, 22-6	29,634	-	-	15	69	205	2	12-5-1	56	0	81	261	7	34	72	0	20-5-4	119	1	54	191
N2	OKLAHOMA	L, 10-28	33,580	-	2	18	63	213	1	12-6-2	122	0	75	335	12	52	198	2	8-5-0	131	2	60	329
N9	NEBRASKA	L, 13-23	34,341	-	9	19	44	134	0	27-13-1	185	2	71	319	17	55	277	2	10-6-1	109	1	65	386
N16	at Missouri	L, 7-10	47,430	-	-	19	55	169	0	30-12-1	166	1	85	335	12	36	68	0	31-14-2	174	1	67	242
N23	at Oklahoma State	L, 12-14	29,248	-	-	21	57	208	0	18-10-2	98	0	75	306	15	51	228	2	10-4-1	38	0	61	266

### 1975 (4-7)

Coach: Earle Bruce Captains: Sy Bassett, Bob Bos, Jeff Jones, Ray King

Date	Opponent	Result	Att.	Ranking		ISU FD	Rushing			Passing			Total Off.		Opp FD	Rushing			Passing			Total Off.	
				ISU	Opp		Att	Yds	TD	A-C-I	Yds	TD	Plays	Yds		Att	Yds	TD	A-C-I	Yds	TD	Plays	Yds
S13	at UCLA	L, 21-39	30,949	-	16	24	47	272	2	22-8-2	109	1	69	381	24	67	289	5	11-6-0	117	0	78	406
S20	AIR FORCE	W, 17-12	40,383	-	-	18	71	301	2	8-4-1	45	0	79	346	17	46	119	1	17-6-2	93	0	63	212
S27	at Florida State	W, 10-6	30,703	-	-	18	53	287	1	10-6-1	80	0	63	367	20	48	175	0	19-10-1	168	1	67	343
O4	at Utah	W, 31-3	16,789	-	-	23	64	356	3	20-8-1	176	1	84	532	12	30	62	0	33-13-0	99	0	63	161
O11	at Kansas State	W, 17-7	25,698	-	-	14	51	198	1	11-3-0	91	1	62	289	13	58	182	1	12-3-1	37	0	70	219
O18	KANSAS	L, 10-21	41,853	-	-	14	45	102	1	16-7-2	104	0	61	206	16	70	398	3	4-0-0	0	0	74	398
O25	at Oklahoma	L, 7-39	70,879	-	2	14	57	167	1	17-5-2	74	0	74	241	17	62	368	5	4-1-1	24	0	66	392
N1	COLORADO	L, 27-28	42,613	-	16	16	54	308	3	12-6-0	91	1	66	399	22	64	360	3	13-7-1	67	1	77	427
N8	MISSOURI	L, 14-44	41,861	-	19	18	50	215	2	21-8-2	126	0	71	341	21	60	376	3	24-10-0	129	2	84	505
N15	at Nebraska	L, 0-52	74,498	-	2	9	35	150	0	15-4-1	52	0	50	202	33	73	318	5	19-13-0	249	2	92	567
N22	OKLAHOMA STATE	L, 7-14	32,159	-	-	22	60	207	1	26-9-5	132	0	86	339	17	59	291	2	10-3-1	57	0	69	348



# IOWA STATE FOOTBALL

## ALL-TIME RESULTS

### 1976 (8-3)

Coach: Earle Bruce Captains: Dave Greenwood, Tony Hawkins, Wayne Stanley, Maynard Stensrud

Date	Opponent	Result	Att.	Ranking		ISU FD	Rushing			Passing			Total Off.		Opp FD	Rushing			Passing			Total Off.	
				ISU	Opp		Att	Yds	TD	A-C-I	Yds	TD	Plays	Yds		Att	Yds	TD	A-C-I	Yds	TD	Plays	Yds
S11	DRAKE	W, 58-14	34,006	-	-	31	59	385	4	11-6-0	140	4	70	525	12	46	126	1	20-10-1	125	1	66	251
S18	at Air Force	W, 41-6	26,554	-	-	15	44	141	0	19-13-0	245	6	63	386	14	42	105	1	33-14-4	154	0	75	259
S25	KENT STATE	W, 47-7	32,658	-	-	30	66	334	2	24-11-0	183	4	90	517	10	45	207	1	11-2-2	26	0	56	233
O2	OKLAHOMA	L, 10-24	47,186	-	3	22	45	124	1	34-17-1	197	0	79	321	7	42	194	1	5-2-0	21	1	47	215
O9	UTAH	W, 44-14	36,457	-	-	33	68	369	5	30-13-2	218	1	98	587	14	28	107	1	46-18-7	179	0	74	286
O16	at Missouri	W, 21-17	66,491	-	7	22	65	331	2	18-5-2	90	1	83	421	20	44	250	1	36-14-1	269	1	80	519
O23	at Colorado	L, 14-33	48,667	16	-	16	39	148	0	31-16-1	226	2	70	374	25	64	361	5	18-10-1	128	0	82	489
O30	KANSAS STATE	W, 45-14	44,797	-	-	31	73	347	6	26-12-1	156	0	99	503	15	43	172	2	27-9-3	135	0	70	307
N6	at Kansas	W, 31-17	33,432	-	-	21	58	254	2	16-9-2	138	1	74	392	15	53	141	1	24-11-2	151	1	77	292
N13	NEBRASKA	W, 37-28	50,781	-	9	19	70	324	3	11-3-1	47	0	81	368	14	38	77	2	27-12-1	199	2	65	276
N20	at Oklahoma State	L, 21-42	43,967	14	16	21	48	207	2	33-16-2	226	1	81	433	17	54	285	5	9-6-0	83	1	63	368

### 1977 (8-4)

Coach: Earle Bruce Captains: Tom Boskey, Kevin Cunningham, Tom Randall, Mike Tryon

Date	Opponent	Result	Att.	Ranking		ISU FD	Rushing			Passing			Total Off.		Opp FD	Rushing			Passing			Total Off.	
				ISU	Opp		Att	Yds	TD	A-C-I	Yds	TD	Plays	Yds		Att	Yds	TD	A-C-I	Yds	TD	Plays	Yds
S10	WICHITA STATE	W, 35-9	37,071	-	-	22	71	287	5	17-8-1	111	0	88	398	10	34	46	0	29-15-2	203	1	63	249
S17	at Iowa	L, 10-12	57,988	-	-	8	43	41	0	14-4-2	55	0	57	96	6	49	160	2	10-7-1	32	0	59	192
S24	at Bowling Green	W, 35-21	14,102	-	-	13	50	210	4	17-6-0	75	0	67	285	20	51	199	2	28-15-1	150	1	79	349
O1	DAYTON	W, 17-13	40,850	-	-	15	48	97	1	21-10-1	153	1	69	250	15	45	87	1	26-15-2	182	0	71	269
O8	MISSOURI	W, 7-0	47,370	-	-	14	45	163	1	16-11-1	138	0	61	301	7	50	79	0	13-7-0	87	0	63	166
O15	at Nebraska	W, 24-21	74,788	-	9	21	74	294	3	14-8-0	89	0	88	383	19	41	178	3	19-10-0	129	0	60	307
O22	at Oklahoma	L, 16-35	72,217	16	6	16	58	205	1	19-7-2	67	1	77	272	17	59	285	3	5-3-0	74	1	64	359
O29	KANSAS	W, 41-3	47,811	-	-	27	63	292	6	18-12-1	150	0	81	442	14	49	140	0	20-8-0	49	0	69	189
N5	COLORADO	L, 7-12	49,200	19	-	13	37	96	1	21-11-1	146	0	58	242	18	60	248	1	9-6-0	96	0	69	344
N12	at Kansas State	W, 22-15	19,521	-	-	24	74	307	1	12-6-1	87	2	86	394	14	37	139	1	23-10-1	123	1	60	262
N19	OKLAHOMA STATE	W, 21-13	41,060	-	-	19	56	312	2	11-5-1	31	1	67	343	17	61	245	1	5-3-0	44	1	66	289
D31	N.C. State**	L, 14-24	36,733	D31	-	27	50	178	1	32-19-2	227	1	82	405	20	48	192	1	26-14-0	249	2	71	441

\*\*Peach Bowl at Atlanta, Ga.

### 1978 (8-4)

Coach: Earle Bruce Captains: Tom Boskey, Dexter Green

Date	Opponent	Result	Att.	Ranking		ISU FD	Rushing			Passing			Total Off.		Opp FD	Rushing			Passing			Total Off.	
				ISU	Opp		Att	Yds	TD	A-C-I	Yds	TD	Plays	Yds		Att	Yds	TD	A-C-I	Yds	TD	Plays	Yds
S9	at Rice	W, 23-19	17,500	20	-	21	61	232	3	10-5-0	82	0	71	314	15	44	102	1	27-15-2	149	2	71	251
S16	SAN DIEGO STATE	W, 14-13	46,450	19	-	12	45	224	1	6-1-1	11	1	51	235	30	53	228	0	43-24-0	268	1	96	496
S23	at Iowa	W, 31-0	60,075	20	-	18	48	162	1	16-10-0	178	3	64	340	7	45	113	0	11-4-0	27	0	56	140
S30	DRAKE	W, 35-7	48,750	17	-	23	63	238	2	17-14-0	158	3	80	396	15	45	116	1	17-9-2	99	0	62	215
O7	NEBRASKA	L, 0-23	51,450	15	10	7	45	50	0	12-4-2	32	0	57	82	25	68	284	2	22-11-0	113	1	90	397
O14	at Missouri	L, 13-26	63,106	20	19	23	42	192	1	38-15-3	192	0	80	384	21	64	259	2	17-9-0	72	1	81	331
O21	OKLAHOMA	L, 6-34	49,400	-	1	14	51	145	0	19-6-1	107	1	70	252	19	70	466	4	7-3-0	44	0	77	510
O28	at Kansas	W, 13-7	38,710	-	-	21	73	304	2	9-3-0	25	0	82	329	14	41	135	1	21-11-1	132	0	62	267
N4	KANSAS STATE	W, 24-0	47,450	-	-	21	62	269	2	17-12-0	170	1	79	439	10	42	97	0	17-8-0	65	0	59	162
N11	at Oklahoma State	W, 28-15	40,300	-	-	17	68	252	4	6-3-1	42	0	74	294	14	46	115	2	20-8-0	92	0	66	207
N18	at Colorado	W, 20-16	46,321	-	-	19	46	202	1	17-9-0	159	1	63	361	19	59	181	2	14-8-1	61	0	73	242
D20	vs. Texas A&M**	L, 12-28	41,150	19	-	20	46	220	1	29-9-0	115	1	75	335	18	58	322	3	10-5-0	44	1	68	366

\*\*Hall of Fame Bowl at Birmingham, Ala.



# IOWA STATE FOOTBALL

## ALL-TIME RESULTS

### 1979 (3-8)

Coach: Donnie Duncan Captains: Dick Cuvelier, Mike Schwartz

Date	Opponent	Result	Att.	Ranking		ISU FD	Rushing			Passing			Total Off.		Opp FD	Rushing			Passing			Total Off.	
				ISU	Opp		Att	Yds	TD	A-C-I	Yds	TD	Plays	Yds		Att	Yds	TD	A-C-I	Yds	TD	Plays	Yds
S15	BOWLING GREEN	W, 38-10	47,300	-	-	26	67	428	5	10-3-1	42	0	77	470	19	38	102	1	35-16-3	148	0	73	250
S22	at Texas	L, 9-17	73,652	-	4	13	45	114	0	17-5-1	38	0	62	152	15	57	268	2	10-2-1	10	0	67	278
S29	at Iowa	L, 14-30	60,100	-	-	11	38	106	1	15-4-1	56	0	53	162	23	70	378	3	15-7-2	51	1	85	429
O6	PACIFIC	L, 7-24	47,600	-	-	7	38	91	1	18-4-2	62	0	56	153	22	59	141	0	37-21-1	185	2	96	326
O13	at Kansas State	W, 7-3	23,400	-	-	18	65	216	1	20-7-0	89	0	84	305	7	38	77	0	16-7-3	66	0	54	143
O20	KANSAS	L, 7-24	48,100	-	-	13	36	54	0	33-13-0	118	1	69	172	17	55	217	2	12-7-1	116	1	67	333
O27	at Oklahoma	L, 9-38	71,187	-	7	17	49	196	1	19-10-2	83	0	68	279	24	67	493	4	7-2-2	73	1	74	566
N3	COLORADO	W, 24-10	47,100	-	-	24	67	325	3	13-6-1	58	0	80	383	12	40	146	1	12-7-0	105	0	52	251
N10	MISSOURI	L, 9-18	46,800	-	-	19	44	109	1	35-19-1	167	0	79	276	19	49	240	2	19-10-1	146	0	68	386
N17	at Nebraska	L, 3-34	76,049	-	3	8	28	29	0	18-9-1	98	0	46	127	30	69	311	2	18-11-2	163	2	87	474
N24	OKLAHOMA STATE	L, 10-13	36,000	-	-	21	49	116	1	31-19-3	229	0	80	345	19	46	242	1	18-7-0	110	0	64	352

### 1980 (6-5)

Coach: Donnie Duncan Captains: Larry Crawford, Cal Jacobs, Kenny Neil, Jack Seabrooke, Tom Stonerook

Date	Opponent	Result	Att.	Ranking		ISU FD	Rushing			Passing			Total Off.		Opp FD	Rushing			Passing			Total Off.	
				ISU	Opp		Att	Yds	TD	A-C-I	Yds	TD	Plays	Yds		Att	Yds	TD	A-C-I	Yds	TD	Plays	Yds
S13	LOUISIANA-MONROE	W, 42-7	47,331	-	-	29	75	348	5	22-10-1	96	1	97	444	9	18	3	1	36-13-1	149	0	54	152
S20	SAN JOSE STATE	W, 27-6	47,806	-	-	21	64	293	2	28-12-0	134	0	92	427	17	20	75	0	55-16-3	167	0	75	242
S27	at Iowa	W, 10-7	60,145	-	-	14	49	102	0	24-8-1	109	1	73	211	13	49	188	1	21-5-3	52	1	70	240
O4	COLORADO STATE	W, 69-0	49,368	-	-	22	69	449	8	9-7-0	169	1	78	618	6	36	18	0	22-6-0	78	0	58	96
O11	KANSAS STATE	W, 31-7	50,163	-	-	22	65	409	3	9-4-1	44	1	74	453	13	44	178	0	19-7-3	85	1	63	263
O18	at Kansas	L, 17-28*	30,000	19	-	16	50	213	2	19-6-2	86	0	69	299	21	60	220	3	14-9-0	117	1	74	337
O25	OKLAHOMA	L, 7-42	52,974	-	17	15	60	252	1	11-3-2	19	0	71	271	19	56	388	6	2-0-0	0	0	58	388
N1	at Colorado	L, 9-17	41,567	-	-	16	37	96	1	26-13-0	189	0	63	285	21	73	307	2	6-2-1	16	0	79	323
N8	at Missouri	L, 10-14	67,533	-	-	16	53	230	0	14-6-1	52	0	47	282	21	46	197	2	28-14-0	143	0	74	340
N15	NEBRASKA	L, 0-35	52,942	-	4	12	48	89	0	8-3-1	41	0	56	130	21	68	334	3	10-3-0	34	1	78	368
N22	at Oklahoma State	W, 23-21	37,500	-	-	8	51	129	3	8-5-0	26	0	59	155	17	49	104	2	29-11-0	165	1	78	269

\*Kansas later forfeited the game

### 1981 (5-5-1)

Coach: Donnie Duncan Captains: Marcus Butts, John Quinn

Date	Opponent	Result	Att.	Ranking		ISU FD	Rushing			Passing			Total Off.		Opp FD	Rushing			Passing			Total Off.	
				ISU	Opp		Att	Yds	TD	A-C-I	Yds	TD	Plays	Yds		Att	Yds	TD	A-C-I	Yds	TD	Plays	Yds
S12	WEST TEXAS A&M	W, 17-13	49,854	-	-	14	50	212	2	17-11-0	96	0	67	308	17	46	174	1	23-7-0	89	0	69	263
S19	IOWA	W, 23-12	53,922	-	-	17	60	212	2	8-6-0	106	0	68	318	14	28	79	2	27-13-1	190	0	55	269
S26	KENT STATE	W, 28-19	50,594	-	-	18	57	252	4	16-7-1	131	0	73	383	13	44	107	1	32-8-0	137	1	76	244
O3	at Oklahoma	T, 7-7	74,807	20	5	20	56	204	1	20-10-2	119	0	76	323	20	53	314	1	12-2-2	20	0	65	334
O10	at San Diego State	L, 31-52	45,750	12	-	29	53	266	3	46-25-1	291	1	99	557	24	26	117	3	47-33-0	452	4	73	569
O17	MISSOURI	W, 34-13	53,220	-	8	22	50	153	3	32-20-1	226	1	82	379	18	44	129	2	31-12-3	141	0	75	270
O24	COLORADO	W, 17-10	50,103	14	-	14	59	209	2	8-1-2	21	0	67	230	10	47	149	1	16-12-0	39	0	63	188
O31	at Kansas State	L, 7-10	26,650	11	-	15	32	170	1	22-13-1	124	0	54	294	18	67	257	1	9-5-1	56	0	76	313
N7	KANSAS	L, 11-24	49,720	-	-	15	27	67	0	28-15-2	233	1	55	300	21	65	293	2	18-12-1	132	1	83	425
N14	at Nebraska	L, 7-31	76,258	-	7	13	43	161	1	25-17-2	85	0	68	246	15	51	205	2	17-7-1	67	1	68	272
N21	OKLAHOMA STATE	L, 7-27	46,387	-	-	12	29	(-7)	1	38-17-3	161	0	67	154	21	49	225	1	27-16-0	188	2	76	413



# IOWA STATE FOOTBALL

## ALL-TIME RESULTS

### 1982 (4-6-1)

Coach: Donnie Duncan Captains: John Arnaud, George Jessen, Karl Nelson, Ron Osborne, James Ransom

Date	Opponent	Result	Att.	Ranking		ISU FD	Rushing			Passing			Total Off.		Opp FD	Rushing			Passing			Total Off.	
				ISU	Opp		Att	Yds	TD	A-C-I	Yds	TD	Plays	Yds		Att	Yds	TD	A-C-I	Yds	TD	Plays	Yds
S11	at Tennessee	L, 21-23	90,201	-	-	20	50	265	2	21-9-1	132	1	71	397	16	38	72	0	31-18-0	194	2	69	266
S18	at Iowa	W, 19-7	59,605	-	-	19	60	185	0	17-9-2	121	1	77	306	5	30	56	0	12-6-1	46	0	42	102
S25	DRAKE	W, 35-10	51,866	-	-	25	55	288	4	15-11-4	147	1	70	435	19	35	82	1	46-22-1	239	0	81	321
O2	OKLAHOMA	L, 3-13	52,770	-	-	11	42	103	0	17-7-1	67	0	59	170	18	67	280	1	9-4-1	50	0	76	330
O9	KENT STATE	W, 44-7	49,930	-	-	31	77	389	4	24-11-2	155	0	101	544	8	27	(-7)	0	29-11-3	118	1	56	111
O16	at Missouri	T, 17-17	66,133	-	-	14	46	97	1	37-18-0	135	1	83	232	10	43	126	1	16-9-2	138	1	59	264
O23	at Colorado	W, 31-14	40,581	-	-	32	69	322	2	24-16-0	249	2	93	571	10	14	76	1	30-13-3	145	0	44	221
O30	KANSAS STATE	L, 3-9	52,078	-	-	13	42	60	0	25-13-2	189	0	67	249	13	55	181	0	10-5-0	83	0	65	264
N6	at Kansas	L, 17-24	26,796	-	-	22	61	295	2	17-7-1	60	0	78	355	24	41	164	2	31-13-1	241	1	72	405
N13	NEBRASKA	L, 10-48	52,887	-	7	20	49	157	1	26-14-0	116	0	75	273	20	60	363	6	7-4-0	97	1	67	460
N20	at Oklahoma State	L, 13-49	40,200	-	-	17	32	61	1	34-17-2	193	0	66	254	22	70	377	5	12-6-1	66	2	82	443

### 1983 (4-7)

Coach: Jim Criner Captains: David Archer, Chris Washington

Date	Opponent	Result	Att.	Ranking		ISU FD	Rushing			Passing			Total Off.		Opp FD	Rushing			Passing			Total Off.	
				ISU	Opp		Att	Yds	TD	A-C-I	Yds	TD	Plays	Yds		Att	Yds	TD	A-C-I	Yds	TD	Plays	Yds
S10	IOWA	L, 10-51	54,066	-	10	11	30	31	0	29-15-1	223	1	59	254	24	49	257	6	27-16-0	278	1	76	535
S17	at Vanderbilt	L, 26-29	41,165	-	-	14	31	80	0	28-18-0	255	3	59	335	23	35	136	2	46-26-4	353	1	81	489
S24	COLORADO STATE	W, 21-17	49,817	-	-	16	39	21	1	28-16-0	231	2	67	252	13	51	150	2	15-8-1	50	0	66	200
O1	NEW MEXICO STATE	L, 17-24	47,703	-	-	18	23	42	0	45-21-3	221	2	68	263	17	69	259	2	9-6-1	90	1	78	349
O8	KANSAS	W, 38-35	48,125	-	-	27	37	127	3	47-28-2	300	2	84	427	19	33	109	3	27-16-1	279	1	60	388
O15	COLORADO	W, 22-10	49,311	-	-	19	41	133	1	31-19-1	200	2	72	333	22	38	109	0	36-14-1	192	1	74	301
O22	at Oklahoma	L, 11-49	75,008	-	14	22	39	78	0	39-21-2	209	1	78	287	26	64	356	5	11-6-0	103	1	75	459
O29	MISSOURI	L, 18-41	49,404	-	-	20	31	53	0	47-29-2	278	2	78	331	22	56	198	5	17-11-1	162	1	73	360
N5	at Nebraska	L, 29-72	76,326	-	1	25	45	157	3	47-26-1	346	1	92	504	34	64	426	7	25-13-0	241	3	89	667
N12	at Kansas State	W, 49-27	24,300	-	-	35	46	234	5	40-29-0	286	2	86	520	21	55	223	3	17-8-1	114	0	72	337
N19	OKLAHOMA STATE	L, 7-30	46,517	-	-	13	34	85	0	29-14-1	168	1	63	253	14	57	189	2	15-8-0	104	1	72	293

### 1984 (2-7-2)

Coach: Jim Criner Captains: Alan Hood, Steve Little, Barry Moore, Dave Smoldt

Date	Opponent	Result	Att.	Ranking		ISU FD	Rushing			Passing			Total Off.		Opp FD	Rushing			Passing			Total Off.	
				ISU	Opp		Att	Yds	TD	A-C-I	Yds	TD	Plays	Yds		Att	Yds	TD	A-C-I	Yds	TD	Plays	Yds
S8	at Iowa	L, 21-59	66,150	-	10	22	39	28	0	41-25-5	327	3	80	355	18	39	187	2	23-13-2	289	5	62	476
S15	DRAKE	W, 21-17	47,656	-	-	22	48	112	2	47-24-1	281	1	95	393	9	40	56	1	21-6-0	86	1	61	142
S22	at Texas A&M	L, 17-38	45,239	-	-	16	35	59	0	35-21-1	325	2	70	384	24	44	133	1	37-19-1	241	3	81	374
S29	WEST TEXAS A&M	W, 14-0	50,316	-	-	20	43	195	0	42-22-1	202	2	85	397	14	53	160	0	17-6-0	40	0	70	200
O6	at Kansas	L, 14-33	31,500	-	-	21	27	166	0	41-25-3	269	2	68	435	22	54	215	3	22-14-0	212	1	76	427
O13	at Colorado	L, 21-23	36,762	-	-	14	48	130	1	31-13-0	144	1	79	274	14	38	(-16)	0	25-11-0	223	3	63	207
O20	OKLAHOMA	L, 10-12	50,977	-	2	13	38	43	0	35-18-1	147	1	73	190	14	53	233	1	14-4-0	44	0	67	277
O27	at Missouri	T, 14-14	48,133	-	-	15	45	42	0	32-16-0	168	1	77	210	15	42	160	1	20-6-3	110	1	62	270
N3	NEBRASKA	L, 0-44	52,919	-	3	5	34	16	0	20-9-4	37	0	54	53	15	70	358	5	12-5-0	49	1	82	407
N10	KANSAS STATE	T, 7-7	45,000	-	-	17	53	181	1	8-6-1	69	0	61	250	14	53	201	1	6-2-1	16	0	59	217
N17	at Oklahoma State	L, 10-16	32,000	-	-	12	33	72	1	34-17-1	170	0	67	242	13	47	76	1	25-16-1	187	1	72	263





# IOWA STATE FOOTBALL

## ALL-TIME RESULTS

### 1985 (5-6)

Coach: Jim Criner Captains: Jim Luebbers, Anthony Mayze, Kirk Thomas, Bruce Westemeyer

Date	Opponent	Result	Att.	Ranking		ISU FD	Rushing			Passing			Total Off.		Opp FD	Rushing			Passing			Total Off.	
				ISU	Opp		Att	Yds	TD	A-C-I	Yds	TD	Plays	Yds		Att	Yds	TD	A-C-I	Yds	TD	Plays	Yds
S14	UTAH STATE	W, 10-3	42,455	-	-	17	46	99	0	35-17-2	188	1	81	287	17	34	35	0	46-14-2	127	0	80	162
S21	VANDERBILT	W, 20-17	44,025	-	-	11	40	95	1	28-8-2	95	0	68	190	16	47	112	1	29-13-2	184	1	76	296
S28	IOWA	L, 3-57	53,202	-	3	13	42	73	0	33-16-1	157	0	75	230	23	40	138	3	40-24-0	357	4	80	495
O5	DRAKE	L, 17-20	42,008	-	-	19	44	121	0	35-18-2	173	2	79	294	10	46	99	1	22-7-0	51	0	68	150
O12	KANSAS	W, 22-21	43,117	-	-	23	50	61	3	35-21-2	262	0	85	323	15	24	47	1	44-23-0	182	0	68	229
O19	COLORADO	L, 6-40	41,215	-	-	8	30	41	0	30-15-3	136	1	60	177	13	67	244	3	5-1-0	14	1	72	258
O26	at Oklahoma	L, 14-59	74,207	-	10	15	41	122	1	27-15-0	128	1	68	250	25	64	542	7	5-2-0	101	1	69	643
N2	MISSOURI	L, 27-28	40,015	-	-	24	46	142	2	47-24-0	250	1	93	392	17	41	146	2	40-17-0	246	1	81	392
N9	at Nebraska	L, 0-49	75,920	-	3	7	29	42	0	27-10-1	95	0	56	137	28	83	538	6	8-3-0	35	1	91	573
N16	at Kansas State	W, 21-14	17,500	-	-	21	48	113	1	33-19-0	252	2	81	365	13	44	125	0	14-6-1	129	2	58	254
N23	OKLAHOMA STATE	W, 15-10	40,025	-	7	12	51	152	0	29-9-3	96	1	80	248	13	31	47	1	44-14-3	206	0	75	253

### 1986 (6-5)

Coaches: Jim Criner, Chuck Banker Captains: Alex Espinoza, Dennis Gibson, Jeff Hansel

Date	Opponent	Result	Att.	Ranking		ISU FD	Rushing			Passing			Total Off.		Opp FD	Rushing			Passing			Total Off.	
				ISU	Opp		Att	Yds	TD	A-C-I	Yds	TD	Plays	Yds		Att	Yds	TD	A-C-I	Yds	TD	Plays	Yds
S13	at Iowa	L, 7-43	67,700	-	-	8	30	(-11)	0	31-11-1	136	1	61	125	29	50	226	2	33-21-1	354	3	83	580
S20	INDIANA STATE	W, 64-9	36,650	-	-	26	43	153	5	32-20-0	298	3	75	451	14	48	107	0	28-8-1	111	1	76	218
S27	WICHITA STATE	W, 36-14	35,212	-	-	19	44	134	0	33-16-1	249	4	77	383	12	40	59	0	25-13-0	196	2	65	255
O4	WYOMING	W, 21-10	39,710	-	-	16	54	228	2	25-13-0	181	1	79	409	13	29	40	0	51-17-0	230	0	80	270
O11	at Kansas	W, 13-10	20,500	-	-	26	46	114	0	36-25-2	277	1	82	391	11	33	102	0	20-5-0	80	0	53	182
O18	at Colorado	L, 3-31	41,215	-	-	8	33	47	0	29-17-0	144	0	62	191	21	66	303	4	8-3-0	36	0	74	339
O25	OKLAHOMA	L, 0-38	43,190	-	5	6	31	27	0	21-5-0	40	0	52	67	19	74	397	4	8-2-0	95	1	82	492
N1	at Missouri	W, 37-14	35,870	-	-	23	48	199	1	32-22-1	289	3	80	488	12	42	81	1	26-11-1	146	1	68	227
N8	NEBRASKA	L, 14-35	48,007	-	7	11	36	126	1	24-10-1	74	1	60	200	23	74	310	4	9-1-0	(-3)	0	83	307
N15	KANSAS STATE	W, 48-19	32,305	-	-	21	42	197	2	29-15-2	310	4	71	507	13	56	235	2	9-5-0	161	1	65	396
N22	at Oklahoma State	L, 14-21	34,000	-	-	13	33	46	2	31-13-1	201	0	64	247	16	35	66	0	36-18-1	195	3	71	261

### 1987 (3-8)

Coach: Jim Walden Captains: Eddie Bridges, Chris Moore, Randy Richards, Brett Sadek

Date	Opponent	Result	Att.	Ranking		ISU FD	Rushing			Passing			Total Off.		Opp FD	Rushing			Passing			Total Off.	
				ISU	Opp		Att	Yds	TD	A-C-I	Yds	TD	Plays	Yds		Att	Yds	TD	A-C-I	Yds	TD	Plays	Yds
S12	at Tulane	L, 12-25	27,561	-	-	24	48	181	0	40-22-1	218	0	88	399	16	33	104	1	23-15-1	183	2	56	287
S19	IOWA	L, 9-48	54,101	-	-	12	35	56	0	34-13-3	155	0	69	211	26	49	247	5	23-17-0	202	1	72	449
S26	at Wyoming	L, 17-34	18,386	-	-	20	68	162	1	23-11-1	166	1	91	328	21	30	199	2	27-14-1	236	2	57	435
O3	OKLAHOMA	L, 3-56	36,050	-	1	5	44	21	0	9-2-0	52	0	53	73	28	64	531	7	11-5-0	77	1	75	608
O10	NORTHERN IOWA	W, 39-38	46,515	-	-	27	51	165	3	29-15-0	295	2	80	460	26	46	212	4	33-20-1	285	1	79	497
O17	MISSOURI	L, 17-42	35,888	-	-	22	45	119	0	40-20-1	200	2	85	319	19	50	328	4	14-7-0	116	1	64	444
O24	at Kansas	W, 42-28	28,300	-	-	25	53	334	4	23-11-1	147	0	76	481	26	53	265	4	27-18-2	281	0	80	546
O31	COLORADO	L, 10-42	34,920	-	-	16	38	100	1	29-16-1	139	0	67	239	23	64	413	5	10-5-0	101	1	73	514
N7	at Nebraska	L, 3-42	76,001	-	2	12	38	66	0	21-11-1	146	0	59	212	30	70	604	6	12-6-1	62	0	82	666
N14	KANSAS STATE	W, 16-14	33,516	-	-	17	52	240	1	18-9-1	98	0	70	338	20	46	97	1	28-19-2	241	1	74	338
N21	at Oklahoma State	L, 27-48	33,400	-	13	27	46	200	1	40-22-1	277	2	86	477	23	44	413	6	17-10-2	127	1	61	540



# IOWA STATE FOOTBALL

## ALL-TIME RESULTS

### 1988 (5-6)

Coach: Jim Walden Captains: Jeff Dole, Joe Henderson, David Heyn, Anthony Hoskins

Date	Opponent	Result	Att.	Ranking		ISU FD	Rushing			Passing			Total Off.		Opp FD	Rushing			Passing			Total Off.	
				ISU	Opp		Att	Yds	TD	A-C-I	Yds	TD	Plays	Yds		Att	Yds	TD	A-C-I	Yds	TD	Plays	Yds
S10	TULANE	W, 30-13	41,780	-	-	15	42	190	2	17-8-0	130	0	59	320	19	41	164	1	33-16-1	172	0	74	336
S17	BAYLOR	L, 0-35	42,913	-	-	5	36	51	0	17-7-0	53	0	53	104	14	46	110	5	23-9-0	192	0	69	302
S24	at Iowa	L, 3-10	67,700	-	-	17	40	116	0	29-12-2	238	0	69	354	20	49	214	0	22-11-0	129	1	71	343
O1	at Oklahoma	L, 7-35	75,004	-	10	7	39	32	0	18-11-0	81	1	57	113	18	56	313	3	6-5-0	113	2	62	426
O8	NORTHERN IOWA	W, 20-17	46,219	-	-	15	39	202	1	13-8-1	157	1	52	359	23	50	155	2	27-20-0	251	0	77	406
O15	at Missouri	W, 21-3	43,206	-	-	15	46	142	0	14-10-0	141	3	60	283	20	50	235	0	23-11-2	182	0	73	417
O22	KANSAS	W, 42-14	43,180	-	-	28	58	270	5	20-14-1	233	1	78	503	22	36	134	2	35-20-1	224	0	71	358
O29	at Colorado	L, 12-24	37,241	-	-	21	41	180	0	29-16-6	134	0	70	314	18	56	339	3	10-4-2	71	0	66	410
N5	NEBRASKA	L, 16-51	50,158	-	7	13	39	148	1	17-7-1	103	1	56	251	29	68	566	6	10-5-0	71	1	78	637
N12	at Kansas State	W, 16-7	10,850	-	-	18	60	224	2	10-6-2	112	0	70	336	14	32	96	1	31-19-0	139	0	63	235
N19	OKLAHOMA STATE	L, 28-49	38,163	-	13	24	59	275	3	22-13-2	142	0	81	417	20	40	333	5	14-8-1	83	2	54	416

### 1989 (6-5)

Coach: Jim Walden Captains: Tim Baker, Mike Busch, Mike Shane, Paul Thibodeaux

Date	Opponent	Result	Att.	Ranking		ISU FD	Rushing			Passing			Total Off.		Opp FD	Rushing			Passing			Total Off.	
				ISU	Opp		Att	Yds	TD	A-C-I	Yds	TD	Plays	Yds		Att	Yds	TD	A-C-I	Yds	TD	Plays	Yds
S9	OHIO	W, 28-3	41,614	-	-	19	45	274	3	14-8-1	150	1	59	424	16	50	193	0	20-8-1	98	0	70	291
S16	MINNESOTA	L, 20-30	45,410	-	-	24	46	105	2	25-18-2	231	0	71	336	16	40	146	2	19-12-0	220	2	59	366
S23	IOWA	L, 21-31	54,458	-	-	15	46	78	2	19-12-0	216	1	65	294	20	37	148	0	33-20-1	276	3	70	424
S30	at Tulane	W, 25-24	20,156	-	-	12	33	204	3	16-10-0	186	0	49	413	32	40	172	2	45-31-1	277	1	85	449
O7	at Kansas	W, 24-20	31,500	-	-	24	49	255	2	24-14-0	275	1	73	530	27	36	124	2	48-27-0	411	1	84	535
O14	COLORADO	L, 17-52	41,515	-	3	21	37	132	2	27-16-2	171	0	64	303	29	60	447	5	12-10-0	215	2	72	662
O21	OKLAHOMA	L, 40-43	40,812	-	25	30	49	202	2	49-27-2	407	4	98	609	15	41	236	3	6-2-1	77	1	47	313
O28	at Nebraska	L, 17-49	76,371	-	4	26	47	190	2	24-14-0	158	0	71	348	23	61	468	5	7-3-0	62	2	68	530
N4	KANSAS STATE	W, 36-11	40,332	-	-	28	56	360	5	16-13-1	179	0	72	539	18	27	64	1	39-26-2	288	0	66	352
N11	at Missouri	W, 35-21	36,538	-	-	28	59	276	3	27-18-0	239	2	86	515	13	26	106	1	25-14-2	178	2	51	284
N18	at Oklahoma State	W, 31-21	33,200	-	-	22	57	334	4	14-7-1	85	0	71	419	21	32	89	0	42-25-2	315	3	74	404

### 1990 (4-6-1)

Coach: Jim Walden Captains: Blaise Bryant, Jeff Shudak, Marcus Robertson, Jim Doran Jr.

Date	Opponent	Result	Att.	Ranking		ISU FD	Rushing			Passing			Total Off.		Opp FD	Rushing			Passing			Total Off.	
				ISU	Opp		Att	Yds	TD	A-C-I	Yds	TD	Plays	Yds		Att	Yds	TD	A-C-I	Yds	TD	Plays	Yds
S8	NORTHERN IOWA	W, 35-6	45,647	-	-	35	64	322	5	18-13-0	189	0	82	511	10	23	57	0	26-16-0	147	0	49	204
S15	at Minnesota	L, 16-20	37,108	-	-	24	48	220	1	30-18-1	270	0	78	490	18	38	110	1	32-21-0	226	1	70	336
S22	at Iowa	L, 35-45	70,389	-	-	22	47	154	2	32-20-0	235	2	79	389	21	55	280	5	17-10-0	101	1	72	381
S29	W. MICHIGAN	W, 34-20	44,589	-	-	20	48	207	4	26-16-0	246	0	74	453	22	34	146	1	39-19-0	265	2	73	411
O6	KANSAS	T, 34-34	44,726	-	-	26	44	150	3	32-19-1	257	1	76	407	26	55	315	3	20-12-0	158	1	75	473
O13	at Colorado	L, 12-28	51,861	-	14	14	37	82	0	21-13-0	137	1	58	219	25	58	362	2	18-10-0	122	2	76	484
O20	at Oklahoma	W, 33-31	69,112	-	16	19	53	230	3	18-6-1	125	1	71	355	23	55	280	3	19-10-1	113	0	74	393
O27	NEBRASKA	L, 13-45	54,475	-	4	13	39	126	0	18-8-1	191	1	57	317	25	70	557	4	4-4-0	67	2	74	624
N3	at Kansas State	L, 14-28	15,246	-	-	18	62	194	2	19-5-2	94	0	81	288	14	38	124	2	18-11-1	147	2	56	271
N10	MISSOURI	W, 27-25	40,065	-	-	21	39	143	1	25-17-0	187	1	64	330	16	41	138	0	32-22-1	279	3	73	417
N17	OKLAHOMA STATE	L, 17-25	36,125	-	-	24	43	169	1	34-20-1	225	1	77	394	21	56	386	2	12-3-0	40	0	68	426



# IOWA STATE FOOTBALL

## ALL-TIME RESULTS

### 1991 (3-7-1)

Coach: Jim Walden Captains: Chris Pedersen, Paul Schulte, Larry Ratigan, Matt Rehberg

Date	Opponent	Result	Att.	Ranking		ISU FD	Rushing			Passing			Total Off.		Opp FD	Rushing			Passing			Total Off.	
				ISU	Opp		Att	Yds	TD	A-C-I	Yds	TD	Plays	Yds		Att	Yds	TD	A-C-I	Yds	TD	Plays	Yds
S7	EASTERN ILLINOIS	W, 42-13	41,680	-	-	22	47	270	6	15-10-0	168	0	62	438	17	44	159	1	23-14-1	152	1	67	311
S14	IOWA	L, 10-29	54,469	-	14	13	40	107	0	15-7-1	56	1	55	163	15	47	187	1	15-6-1	135	2	62	322
S21	at Wisconsin	L, 6-7	50,710	-	-	19	41	164	0	24-11-2	165	0	65	329	18	42	114	0	28-15-2	164	1	70	278
S28	at Rice	W, 28-27	33,900	-	-	23	39	156	2	36-19-2	230	1	75	386	24	52	303	3	23-12-1	139	0	75	442
O5	OKLAHOMA	L, 8-29	42,950	-	5	18	43	88	0	27-15-2	165	0	70	253	21	47	160	1	20-12-1	206	3	67	366
O19	at Kansas	L, 0-41	37,000	-	-	14	46	73	0	23-8-2	81	0	69	154	13	50	194	4	18-6-1	105	0	68	299
O26	OKLAHOMA STATE	T, 6-6	41,528	-	-	10	42	108	0	12-6-0	80	0	54	188	20	46	158	0	28-16-1	198	0	74	356
N2	at Missouri	W, 23-22	27,872	-	-	16	61	299	2	5-1-1	6	0	66	305	28	41	187	0	49-25-1	321	2	90	508
N9	KANSAS STATE	L, 7-37	37,052	-	-	12	47	124	0	14-8-1	152	1	61	276	23	44	231	2	27-20-0	209	3	71	440
N16	at Nebraska	L, 13-38	76,078	-	11	17	51	174	2	11-9-0	93	0	62	267	20	45	353	4	11-7-0	172	1	56	525
N23	COLORADO	L, 14-17	36,256	-	15	18	59	176	2	15-9-0	95	0	74	271	9	42	220	1	8-2-1	23	1	50	243

### 1992 (4-7)

Coach: Jim Walden Captains: Malcolm Goodwin, Todd McClish, Chris Spencer, Dan Watkins

Date	Opponent	Result	Att.	Ranking		ISU FD	Rushing			Passing			Total Off.		Opp FD	Rushing			Passing			Total Off.	
				ISU	Opp		Att	Yds	TD	A-C-I	Yds	TD	Plays	Yds		Att	Yds	TD	A-C-I	Yds	TD	Plays	Yds
S5	OHIO	W, 35-9	32,127	-	-	20	55	284	4	10-7-0	151	1	65	435	14	42	160	1	26-8-1	106	0	68	266
S12	at Iowa	L, 7-21	70,397	-	-	14	42	173	0	16-9-1	96	1	58	269	22	51	229	1	23-14-1	218	2	74	447
S19	TULANE	W, 38-14	38,913	-	-	15	48	188	3	18-9-0	72	0	66	260	18	27	70	0	45-27-3	212	2	82	282
S26	NORTHERN IOWA	L, 10-27	40,646	-	-	13	37	59	1	24-11-4	163	0	61	222	13	50	133	1	18-9-0	161	0	68	294
O3	at Oklahoma	L, 3-17	65,622	-	19	10	50	121	0	7-4-1	35	0	57	156	24	34	104	0	28-21-1	333	2	62	437
O17	KANSAS	L, 47-50	38,331	-	25	25	49	304	5	16-11-0	212	0	65	516	31	53	275	2	27-16-0	239	4	80	514
O24	at Oklahoma St.	L, 21-27	31,880	-	-	20	54	140	2	29-15-3	148	0	83	288	16	38	121	1	28-13-0	219	2	66	340
O31	MISSOURI	W, 28-14	33,465	-	-	19	58	254	2	11-4-1	78	1	69	332	23	21	40	1	51-29-1	307	1	72	347
N5	at Kansas State	L, 13-22	23,815	-	-	15	55	161	1	17-7-3	134	1	72	295	16	46	201	3	10-6-0	40	0	56	241
N14	NEBRASKA	W, 19-10	42,008	-	7	20	70	373	1	4-3-0	26	0	74	399	13	39	192	0	12-3-0	54	1	51	246
N21	at Colorado	L, 10-33	37,382	-	11	15	50	205	0	13-8-1	107	1	63	312	19	37	112	1	31-20-2	279	3	68	391

### 1993 (3-8)

Coach: Jim Walden Captains: Lamont Hill, Kevin Lazard, Todd Miller, Doug Skartvedt

Date	Opponent	Result	Att.	Ranking		ISU FD	Rushing			Passing			Total Off.		Opp FD	Rushing			Passing			Total Off.	
				ISU	Opp		Att	Yds	TD	A-C-I	Yds	TD	Plays	Yds		Att	Yds	TD	A-C-I	Yds	TD	Plays	Yds
S2	NORTHERN ILLINOIS	W, 54-10	35,706	-	-	19	54	337	3	9-7-0	206	3	63	543	17	35	108	0	26-18-0	152	0	61	260
S11	IOWA	L, 28-31	53,317	-	-	14	47	176	4	9-4-1	35	0	56	211	22	60	287	3	11-8-0	77	1	71	364
S18	at Wisconsin	L, 7-28	77,745	-	24	11	39	137	1	15-9-1	88	0	54	225	25	48	252	3	21-15-0	196	1	69	448
S25	at Rice	L, 21-49	18,600	-	-	19	44	211	2	22-10-1	140	1	66	351	26	38	165	5	25-16-0	219	2	63	384
O2	OKLAHOMA	L, 7-24	37,281	-	10	15	43	214	1	13-9-0	121	0	56	335	20	46	172	3	23-14-2	190	0	69	362
O16	at Kansas	L, 20-35	28,500	-	-	15	47	234	1	9-4-2	127	2	56	361	23	53	310	5	19-13-1	170	0	72	480
O23	OKLAHOMA STATE	W, 20-17	31,761	-	-	17	53	205	1	14-6-1	66	1	67	271	19	51	172	2	22-14-1	141	0	73	313
O30	at Missouri	L, 34-37	30,294	-	-	26	73	293	3	16-10-2	98	0	89	391	28	39	243	3	28-19-2	224	2	67	467
N6	KANSAS STATE	W, 27-23	31,441	-	18	19	55	222	3	14-8-2	137	0	69	359	13	30	51	2	30-13-0	197	1	60	248
N13	at Nebraska	L, 17-49	75,513	-	4	15	54	261	1	8-5-0	58	1	62	319	23	61	438	6	10-4-0	68	1	71	506
N20	COLORADO	L, 16-21	23,797	-	18	21	66	377	2	9-5-0	34	0	75	411	22	47	277	2	18-9-0	152	1	65	429



# IOWA STATE FOOTBALL

## ALL-TIME RESULTS

### 1994 (0-10-1)

Coach: Jim Walden Captains: Tony Booth, Jim Knott, Matt Nitchie, Marc Lillibridge

Date	Opponent	Result	Att.	Ranking		ISU FD	Rushing			Passing			Total Off.		Opp FD	Rushing			Passing			Total Off.	
				ISU	Opp		Att	Yds	TD	A-C-I	Yds	TD	Plays	Yds		Att	Yds	TD	A-C-I	Yds	TD	Plays	Yds
S3	NORTHERN IOWA	L, 14-28	40,295	-	-	18	61	179	1	15-7-1	70	0	76	249	21	44	176	2	21-15-0	194	2	65	370
S10	at Iowa	L, 9-37	70,397	-	-	14	51	165	1	11-6-1	68	0	62	233	21	49	265	4	17-9-1	118	0	66	383
S17	WESTERN MICHIGAN	L, 19-23	32,080	-	-	18	50	213	3	11-7-1	104	1	61	317	23	35	204	1	37-21-0	239	2	72	443
S24	RICE	L, 18-28	31,106	-	-	15	42	181	2	23-9-0	109	0	65	290	15	58	373	1	9-4-2	51	2	67	424
O1	at Oklahoma	L, 6-34	65,821	-	21	14	41	159	0	15-7-0	72	1	56	231	22	57	334	5	14-11-1	126	0	71	460
O15	KANSAS	L, 23-41	32,563	-	-	24	53	221	3	19-10-2	132	0	72	353	23	59	332	4	14-7-0	126	1	73	458
O22	at Oklahoma State	T, 31-31	36,310	-	-	29	53	272	2	26-15-0	229	2	79	501	24	47	258	3	19-12-1	173	0	66	431
O29	MISSOURI	L, 20-34	31,530	-	-	28	48	179	2	31-17-2	204	0	68	383	27	40	178	2	31-20-0	320	1	71	498
N5	at Kansas State	L, 20-38	38,572	-	15	22	57	254	1	23-8-1	199	1	80	453	27	35	228	0	43-27-1	331	4	78	547
N12	NEBRASKA	L, 12-28	45,186	-	1	11	43	62	0	13-8-0	151	1	56	213	21	56	285	3	18-11-0	193	1	74	478
N19	at Colorado	L, 20-41	41,293	-	7	15	48	73	1	19-14-0	170	0	67	243	25	47	380	5	21-14-0	196	0	68	576

### 1995 (3-8)

Coach: Dan McCarney Captains: Byron Heitz, Mike Horacek, Tim Sanders, Matt Straight

Date	Opponent	Result	Att.	Ranking		ISU FD	Rushing			Passing			Total Off.		Opp FD	Rushing			Passing			Total Off.	
				ISU	Opp		Att	Yds	TD	A-C-I	Yds	TD	Plays	Yds		Att	Yds	TD	A-C-I	Yds	TD	Plays	Yds
A31	OHIO	W, 36-21	32,817	-	-	17	57	303	4	13-5-0	70	0	70	373	13	48	218	3	11-5-0	59	0	59	277
S9	at Texas Christian	L, 10-27	35,185	-	-	24	44	205	0	34-17-1	161	1	78	366	24	50	270	2	24-14-0	242	0	74	512
S16	IOWA	L, 10-27	49,714	-	-	16	38	178	1	23-10-1	172	0	61	350	21	55	310	4	17-9-0	149	0	72	459
S23	UNLV	W, 57-30	37,619	-	-	29	70	586	8	7-7-0	62	0	77	648	19	31	78	1	37-24-1	296	3	68	374
O7	OKLAHOMA	L, 26-39	45,731	-	14	12	33	104	2	20-14-1	200	1	53	304	25	61	301	1	22-12-1	194	2	83	495
O14	at Kansas	L, 7-34	43,000	-	10	18	48	151	0	28-11-2	130	1	76	281	27	49	293	4	33-21-2	190	1	82	483
O21	COLORADO	L, 28-50	34,669	-	9	22	47	196	3	36-17-1	161	0	83	357	23	49	326	5	23-11-2	173	0	72	499
O28	OKLAHOMA STATE	W, 38-14	34,281	-	-	20	54	251	2	18-11-0	137	3	72	388	12	41	173	2	21-12-2	89	0	62	262
N4	at Nebraska	L, 14-73	75,505	-	1	15	32	121	1	24-11-2	143	1	56	264	37	68	624	8	21-13-0	152	2	89	776
N11	KANSAS STATE	L, 7-49	27,356	-	7	16	52	180	0	14-5-1	72	1	66	252	17	46	197	3	19-16-0	217	4	65	414
N18	at Missouri	L, 31-45	33,266	-	-	21	32	238	2	21-13-1	154	2	53	392	30	74	473	4	6-2-1	18	0	80	491

### 1996 (2-9)

Coach: Dan McCarney Captains: Troy Davis, Todd Doxzon, Doug Easley, Tim Kohn, Mike Lincavage, Greg Schoon

Date	Opponent	Result	Att.	Ranking		ISU FD	Rushing			Passing			Total Off.		Opp FD	Rushing			Passing			Total Off.	
				ISU	Opp		Att	Yds	TD	A-C-I	Yds	TD	Plays	Yds		Att	Yds	TD	A-C-I	Yds	TD	Plays	Yds
S7	WYOMING	L, 38-41 (OT)	44,511	-	-	24	50	249	3	22-17-1	225	1	72	474	32	30	98	1	52-36-2	386	4	82	484
S14	at Iowa	L, 13-38	70,397	-	21	14	39	165	1	27-12-1	125	1	66	290	25	42	301	4	30-20-1	235	1	72	536
S21	NORTHERN IOWA	W, 42-23	40,122	-	-	25	60	324	5	14-10-1	154	1	74	478	22	38	119	1	34-20-1	268	2	72	387
S28	MISSOURI	W, 45-31	44,941	-	-	24	51	407	4	15-8-1	59	2	66	466	27	47	289	3	22-13-1	170	1	69	459
O12	TEXAS A&M	L, 21-24	44,950	-	-	17	50	149	2	24-13-0	191	1	74	340	13	39	194	1	19-9-1	129	1	58	323
O19	at Oklahoma State	L, 27-28	40,000	-	-	18	49	288	2	10-6-0	59	1	59	347	27	50	363	4	21-14-0	179	0	71	542
O26	at Baylor	L, 21-49	35,114	-	-	19	41	213	1	36-17-2	207	2	77	420	26	53	397	4	27-16-1	227	3	80	624
N2	KANSAS	L, 31-34	37,850	-	-	17	39	172	2	21-10-1	173	0	60	345	27	56	292	4	22-14-1	204	1	78	496
N9	at Colorado	L, 42-49	49,662	-	7	23	48	252	3	27-16-2	153	2	75	405	31	36	190	2	47-27-1	401	5	83	591
N16	NEBRASKA	L, 14-49	47,850	-	5	17	38	138	0	21-9-2	100	2	59	238	30	69	388	5	17-8-0	103	2	86	491
N23	at Kansas State	L, 20-35	43,174	-	14	20	59	258	2	22-9-0	65	0	81	323	22	43	255	3	21-15-0	136	2	64	391





# IOWA STATE FOOTBALL

## ALL-TIME RESULTS

### 1997 (1-10)

Coach: Dan McCarney Captains: Todd Bandhauer, Dave Brcka, Michael Cooper, Matt Rahfaldt, Ty Watley

Date	Opponent	Result	Att.	Ranking		ISU FD	Rushing			Passing			Total Off.		Opp FD	Rushing			Passing			Total Off.	
				ISU	Opp		Att	Yds	TD	A-C-I	Yds	TD	Plays	Yds		Att	Yds	TD	A-C-I	Yds	TD	Plays	Yds
A30	OKLAHOMA STATE	L, 14-21	43,841	-	-	11	21	32	0	31-18-1	285	2	52	317	19	53	217	3	21-14-0	143	0	74	360
S6	at Wyoming	L, 10-56	20,857	-	-	16	40	59	0	31-15-2	197	1	71	256	24	43	207	5	30-17-1	221	2	73	428
S13	at Minnesota	L, 29-53	55,942	-	-	21	38	52	0	35-21-1	295	3	73	347	11	37	195	3	18-11-0	95	2	55	290
S20	IOWA	L, 20-63	50,066	-	13	22	30	(-11)	0	54-27-2	381	3	84	370	20	41	233	4	21-15-1	342	4	62	575
O4	at Missouri	L, 21-45	44,386	-	-	18	30	187	2	28-10-1	111	1	58	298	27	64	288	4	15-12-0	213	2	79	501
O11	at Texas A&M	L, 17-56	58,159	-	15	19	44	80	0	34-20-1	227	2	78	307	23	34	268	3	26-19-0	226	3	60	494
O25	BAYLOR	W, 24-17	34,404	-	-	14	38	236	2	24-12-0	154	1	62	390	19	50	179	2	24-14-0	166	0	76	345
N1	at Kansas	L, 24-34	30,000	-	-	28	48	216	0	39-20-0	274	3	87	490	17	37	193	1	20-12-0	162	1	57	355
N8	COLORADO	L, 38-43*	30,080	-	-	20	38	102	1	32-16-0	209	3	70	311	26	36	180	5	40-24-1	299	1	76	479
N15	at Nebraska	L, 14-77	75,613	-	3	14	34	75	1	38-11-2	153	1	72	228	29	63	491	9	12-9-0	121	1	75	594
N22	KANSAS STATE	L, 3-28	24,042	-	9	17	36	0	0	40-15-1	265	0	76	265	20	47	291	3	23-10-1	132	1	70	416

\*Game later forfeited by Colorado due to ineligible player

### 1998 (3-8)

Coach: Dan McCarney Captains: Chin Achebe, Todd Bandhauer, Dave Brcka, Darren Davis, Damian Gibson

Date	Opponent	Result	Att.	Ranking		ISU FD	Rushing			Passing			Total Off.		Opp FD	Rushing			Passing			Total Off.	
				ISU	Opp		Att	Yds	TD	A-C-I	Yds	TD	Plays	Yds		Att	Yds	TD	A-C-I	Yds	TD	Plays	Yds
S5	TEXAS CHRISTIAN	L, 21-31	33,009	-	-	18	28	75	1	45-22-2	268	2	73	343	16	49	297	3	12-5-1	71	0	61	368
S12	at Iowa	W, 27-9	70,397	-	-	19	47	254	3	16-11-0	125	0	63	379	16	25	42	1	30-19-0	229	0	55	271
S19	BALL STATE	W, 38-0	33,634	-	-	20	45	333	4	21-13-0	214	1	66	547	16	39	79	0	26-14-1	156	0	65	235
S26	TEXAS TECH	L, 24-31	33,810	-	-	18	35	107	0	37-19-2	230	3	72	337	19	47	167	2	18-11-1	233	2	65	400
O3	at Texas	L, 33-54	70,681	-	-	24	26	36	0	62-30-4	437	5	88	473	28	45	336	5	26-15-1	248	2	71	584
O10	MISSOURI	L, 19-35	38,756	-	21	20	32	121	1	33-21-3	188	1	65	309	24	60	290	3	16-9-0	176	2	76	466
O24	at Kansas State	L, 7-52	43,203	-	4	14	17	33	0	36-15-1	215	1	53	248	37	62	287	4	27-18-0	286	3	89	573
O31	at Oklahoma	L, 14-17	70,019	-	-	14	38	68	2	24-11-2	215	0	62	283	15	47	156	0	22-8-0	134	2	69	290
N7	NEBRASKA	L, 7-42	45,807	-	14	17	38	103	1	32-11-3	124	0	70	227	24	62	359	5	9-4-1	44	0	71	403
N14	at Colorado	L, 8-37	49,438	-	-	14	34	89	1	32-15-3	93	0	66	182	22	54	267	2	18-11-0	196	1	72	463
N21	KANSAS	W, 23-20	26,059	-	-	25	54	198	1	27-15-1	166	1	81	364	17	31	151	1	26-10-0	210	1	57	361

### 1999 (4-7)

Coach: Dan McCarney Captains: Chris Anthony, Jesse Beckom, Darren Davis, Ryan Gerke, Ryan Harklau

Date	Opponent	Result	Att.	Ranking		ISU FD	Rushing			Passing			Total Off.		Opp FD	Rushing			Passing			Total Off.	
				ISU	Opp		Att	Yds	TD	A-C-I	Yds	TD	Plays	Yds		Att	Yds	TD	A-C-I	Yds	TD	Plays	Yds
S2	INDIANA STATE	W, 33-7	33,936	-	-	29	61	434	4	12-10-0	117	1	73	551	13	43	213	1	13-3-2	18	0	56	231
S11	IOWA	W, 17-10	50,402	-	-	20	55	310	1	13-6-2	134	1	68	444	11	28	62	1	28-14-0	168	0	56	230
S18	at UNLV	W, 24-0	26,127	-	-	19	58	319	2	11-6-1	18	1	69	337	7	22	8	0	23-9-1	98	0	45	106
S25	KANSAS STATE	L, 28-35	40,057	-	15	22	44	250	4	24-11-1	156	0	68	406	20	45	203	4	21-10-1	91	0	66	294
O9	at Nebraska	L, 14-49	77,743	-	4	18	35	146	2	32-18-1	185	0	67	331	25	57	439	3	14-5-0	85	2	71	524
O16	at Missouri	W, 24-21	61,052	-	-	18	47	198	3	15-8-2	141	0	62	339	25	43	158	1	34-22-0	303	2	77	461
O23	COLORADO	L, 12-16	34,892	-	-	22	43	195	0	27-16-2	184	1	70	379	17	40	180	1	23-14-1	116	1	63	296
O30	TEXAS	L, 41-44	37,218	-	12	17	35	68	4	20-11-0	291	2	55	359	25	38	129	2	40-30-0	345	2	78	474
N6	at Texas Tech	L, 16-28	41,691	-	-	17	44	137	2	28-14-1	169	0	72	306	19	46	257	3	14-8-1	113	1	60	370
N13	OKLAHOMA	L, 10-31	37,073	-	-	11	30	57	0	36-15-2	187	1	66	244	20	39	301	2	42-24-0	180	2	81	481
N20	at Kansas	L, 28-31	27,000	-	-	22	34	91	1	36-22-1	332	3	70	423	25	59	283	4	22-10-1	119	0	81	402



# IOWA STATE FOOTBALL

## ALL-TIME RESULTS

### 2000 (9-3)

Coach: Dan McCarney Captains: Chris Anthony, Ryan Harklau, Reggie Hayward, Sage Rosenfels

Date	Opponent	Result	Att.	Ranking		ISU FD	Rushing			Passing			Total Off.		Opp FD	Rushing			Passing			Total Off.	
				ISU	Opp		Att	Yds	TD	A-C-I	Yds	TD	Plays	Yds		Att	Yds	TD	A-C-I	Yds	TD	Plays	Yds
S2	OHIO	W, 25-15	34,385	-	-	16	40	204	3	30-16-1	196	0	70	400	18	41	179	1	25-9-2	130	1	66	309
S9	UNLV	W, 37-22	35,408	-	-	19	42	150	1	31-16-1	286	2	73	436	20	47	197	1	25-9-1	190	2	72	387
S16	at Iowa	W, 24-14	70,397	-	-	24	46	246	3	27-18-1	239	0	73	485	17	28	93	0	41-22-1	235	2	69	328
S30	at Baylor	W, 31-17	31,126	-	-	22	53	308	3	23-12-0	167	1	76	475	20	37	108	1	27-8-1	161	1	64	269
O7	NEBRASKA	L, 27-49	50,074	-	2	18	25	37	1	43-22-2	346	2	68	383	20	60	336	6	17-7-1	164	0	77	500
O14	at Oklahoma State	W, 33-26	41,310	-	-	27	40	210	2	38-19-1	290	2	78	500	27	37	132	1	46-26-1	328	2	83	460
O21	TEXAS A&M	L, 7-30	48,931	-	-	11	26	102	0	35-16-2	137	1	61	239	21	50	221	1	27-16-0	248	2	77	469
O28	MISSOURI	W, 39-20	46,599	-	-	27	50	339	5	17-10-1	156	0	67	495	25	48	256	2	34-13-2	171	1	82	427
N4	at Kansas State	L, 10-56	50,114	-	19	14	28	80	1	42-18-2	211	0	70	291	29	60	367	6	20-13-0	216	2	80	583
N11	at Colorado	W, 35-27	46,430	-	-	23	47	277	3	27-15-1	173	1	74	450	23	38	132	3	34-25-1	307	1	72	439
N18	KANSAS	W, 38-17	36,725	-	-	28	50	335	5	28-13-1	171	0	78	506	18	38	138	1	35-15-0	158	1	73	296
D28	Pittsburgh**	W, 37-29	41,813	-	-	22	34	67	2	34-23-0	308	2	68	375	23	36	144	2	36-20-1	347	2	72	491

\*\*Insight.com Bowl at Phoenix, Ariz.

### 2001 (7-5)

Coach: Dan McCarney Captains: Mike Banks, Kevin DeRonde, Ennis Haywood, Adam Runk

Date	Opponent	Result	Att.	Ranking		ISU FD	Rushing			Passing			Total Off.		Opp FD	Rushing			Passing			Total Off.	
				ISU	Opp		Att	Yds	TD	A-C-I	Yds	TD	Plays	Yds		Att	Yds	TD	A-C-I	Yds	TD	Plays	Yds
S8	NORTHERN IOWA	W, 41-0	47,092	-	-	16	45	249	6	18-9-0	88	0	63	337	17	41	183	0	30-10-6	116	0	71	299
S22	at Ohio	W, 31-28	24,000	-	-	29	53	308	4	28-15-2	250	0	81	558	17	44	285	2	12-8-0	151	2	56	436
S29	BAYLOR	W, 41-0	44,189	-	-	27	48	179	1	29-24-1	330	4	77	509	18	27	13	0	40-27-2	177	0	67	190
O6	at Nebraska	L, 14-48	78,002	-	4	20	38	122	1	29-13-2	214	1	67	336	25	54	359	6	16-11-1	117	0	70	476
O13	at Missouri	W, 20-14	50,671	-	-	16	44	207	2	22-13-0	75	0	66	282	20	37	229	1	32-14-1	137	1	69	366
O20	OKLAHOMA STATE	W, 28-14	49,459	-	-	30	58	285	4	19-16-0	150	0	77	435	18	18	42	0	39-24-1	234	2	57	276
O27	at Texas A&M	L, 21-24	85,661	-	-	26	34	97	1	48-30-1	348	2	82	445	14	35	190	3	21-11-1	132	0	56	322
N3	KANSAS STATE	L, 3-42	40,228	-	-	11	24	23	0	29-15-3	151	0	53	174	30	75	343	4	13-5-0	88	1	88	431
N10	COLORADO	L, 27-40	39,024	-	21	22	35	132	1	36-22-1	279	3	71	411	26	57	255	2	27-18-0	247	2	84	502
N17	at Kansas	W, 49-7	33,500	-	-	24	63	320	5	18-7-1	112	1	81	432	14	34	85	0	26-12-5	126	1	60	211
N24	IOWA	W, 17-14	51,042	-	-	17	39	84	1	27-20-1	228	1	66	312	18	36	159	1	20-15-1	145	1	56	304
D27	Alabama**	L, 13-14	45,627	-	-	23	32	172	1	42-25-0	284	0	74	456	15	39	150	1	19-11-1	119	1	58	269

\*\*MainStay Independence Bowl at Shreveport, La.

### 2002 (7-7)

Coach: Dan McCarney Captains: Zach Butler, Jordan Carstens, Seneca Wallace, Chris Whitaker

Date	Opponent	Result	Att.	Ranking		ISU FD	Rushing			Passing			Total Off.		Opp FD	Rushing			Passing			Total Off.	
				ISU	Opp		Att	Yds	TD	A-C-I	Yds	TD	Plays	Yds		Att	Yds	TD	A-C-I	Yds	TD	Plays	Yds
A24	vs. Florida State^	L, 31-38	55,132	-	3	23	38	130	2	33-22-1	313	2	71	443	22	43	239	2	25-17-1	210	2	68	449
A31	KANSAS	W, 45-3	40,026	-	-	25	53	277	6	25-16-1	234	0	78	511	14	33	69	0	32-10-3	81	0	65	150
S7	TENNESSEE TECH	W, 58-6	40,155	-	-	16	43	223	1	22-14-1	253	4	65	476	14	33	51	0	34-17-1	154	1	67	205
S14	at Iowa	W, 36-31	70,397	-	-	22	39	85	3	37-23-1	361	1	76	446	21	42	222	2	21-12-0	178	2	63	400
S21	TROY STATE	W, 42-12	44,896	21	-	17	35	68	1	25-17-0	295	3	60	363	19	38	118	1	36-17-0	195	0	74	313
S28	NEBRASKA	W, 36-14	51,888	19	20	23	52	192	3	32-19-2	220	1	84	412	10	30	81	1	29-12-1	192	1	59	273
O12	TEXAS TECH	W, 31-17	51,842	11	-	19	46	228	3	22-15-0	148	1	68	376	23	30	189	1	51-37-1	272	1	81	461
O19	at Oklahoma	L, 3-49	75,201	9	2	5	23	17	0	22-4-3	43	0	45	60	25	66	199	5	24-14-0	168	1	90	367
O26	at Texas	L, 10-21	83,071	17	7	21	33	58	0	40-19-1	227	1	73	285	25	56	245	3	23-16-1	141	0	79	386
N2	MISSOURI	W, 42-35	44,339	22	-	28	39	177	4	47-31-0	425	1	86	602	18	36	118	2	35-24-1	247	2	71	365
N9	at Kansas State	L, 7-58	49,504	21	12	15	39	71	1	28-12-3	178	0	67	249	20	47	223	6	17-12-0	162	0	64	385
N16	at Colorado	L, 27-41	48,728	-	17	27	38	207	3	35-24-1	265	1	73	472	28	51	331	2	29-17-0	187	2	80	518
N23	CONNECTICUT	L, 20-37	34,582	-	-	20	35	152	2	44-19-4	216	0	79	368	24	39	202	1	38-20-1	233	3	77	435
D31	at Boise State**	L, 16-34	30,446	-	18	17	41	145	1	42-15-0	130	1	83	275	19	40	157	4	32-17-0	160	1	72	317

^Eddie Robinson Classic at Kansas City, Mo.; \*\*Crucial.com Humanitarian Bowl at Boise, Idaho



# IOWA STATE FOOTBALL

## ALL-TIME RESULTS

### 2003 (2-10)

Coach: Dan McCarney Captains: Jordan Carstens, Lane Danielsen, Bob Montgomery, Casey Shelton, Chris Whitaker, Joe Woodley

Date	Opponent	Result	Att.	Ranking		ISU FD	Rushing			Passing			Total Off.		Opp FD	Rushing			Passing			Total Off.	
				ISU	Opp		Att	Yds	TD	A-C-I	Yds	TD	Plays	Yds		Att	Yds	TD	A-C-I	Yds	TD	Plays	Yds
A30	NORTHERN IOWA	W, 17-10	48,088	-	-	13	45	169	1	18-9-1	158	0	63	327	17	37	119	1	33-21-0	142	0	70	261
S6	OHIO	W, 48-20	40,056	-	-	23	51	271	4	27-14-0	252	2	78	523	12	38	167	2	22-12-0	237	1	60	404
S13	IOWA	L, 21-40	53,488	-	23	22	40	71	1	45-26-1	319	2	85	390	10	37	171	2	14-7-0	72	1	51	243
S27	at Northern Illinois	L, 16-24	28,218	-	20	22	47	173	1	33-16-2	182	0	80	355	18	43	167	1	22-15-1	167	2	65	334
O4	OKLAHOMA	L, 7-53	49,670	-	1	10	31	88	0	26-10-2	146	0	57	234	35	41	199	1	39-29-1	414	5	80	613
O11	at Texas Tech	L, 21-52	49,627	-	-	16	30	85	1	33-16-1	270	2	63	355	45	33	240	4	78-52-2	535	3	111	775
O18	TEXAS	L, 19-40	45,355	-	20	16	29	105	1	34-11-0	172	1	63	277	28	53	235	3	26-19-1	343	2	79	578
O25	at Nebraska	L, 0-28	77,483	-	14	14	30	70	0	41-20-2	160	0	71	230	13	54	282	3	7-4-1	35	0	61	317
N8	KANSAS STATE	L, 0-45	40,124	-	-	9	28	39	0	30-11-3	101	0	58	140	22	48	356	4	17-14-0	147	2	65	503
N15	COLORADO	L, 10-44	36,977	-	-	16	32	102	0	40-16-1	121	1	72	223	19	45	110	4	29-21-1	288	2	74	398
N22	at Kansas	L, 7-36	34,518	-	-	11	36	97	1	28-10-2	79	0	64	176	22	44	180	3	28-18-1	221	1	72	401
N29	at Missouri	L, 7-45	46,435	-	-	18	47	178	0	23-13-1	162	1	70	340	22	46	376	6	25-15-0	108	0	71	484

### 2004 (7-5)

Coach: Dan McCarney Captains: Erik Anderson, Ellis Hobbs, Cale Stubbe, Luke Vander Sanden

Date	Opponent	Result	Att.	Ranking		ISU FD	Rushing			Passing			Total Off.		Opp FD	Rushing			Passing			Total Off.	
				ISU	Opp		Att	Yds	TD	A-C-I	Yds	TD	Plays	Yds		Att	Yds	TD	A-C-I	Yds	TD	Plays	Yds
S4	NORTHERN IOWA	W, 23-0	42,865	-	-	27	56	228	0	17-28-0	176	2	84	378	7	32	36	0	8-19-0	63	0	51	99
S11	at Iowa	L, 10-17	70,397	-	16	16	34	66	0	15-30-0	170	1	64	236	16	44	85	1	16-22-1	220	1	66	305
S18	NORTHERN ILLINOIS	W, 48-41	39,902	-	-	16	39	117	1	14-28-2	225	3	79	342	24	46	117	2	20-33-4	285	4	79	402
O2	at Oklahoma State	L, 7-36	47,554	-	25	14	37	59	0	13-24-0	160	1	61	219	18	55	189	3	9-16-1	160	1	71	349
O9	TEXAS A&M	L, 3-34	44,307	-	-	23	42	142	0	18-43-2	161	0	85	303	20	37	162	1	19-31-0	257	4	68	419
O16	at Colorado	L, 14-19	44,285	-	-	24	47	164	0	16-33-1	239	1	80	403	17	34	141	0	18-43-3	163	1	68	304
O23	at Baylor	W, 26-25	25,249	-	-	16	39	109	2	12-20-0	148	1	59	257	26	41	140	2	31-39-0	310	1	80	450
O30	KANSAS	W, 13-7	36,384	-	-	13	54	141	0	9-19-1	51	0	73	192	13	34	80	0	14-31-3	128	1	65	208
N6	NEBRASKA	W, 34-27	45,022	-	-	22	36	102	1	18-39-1	364	3	75	466	20	35	195	3	19-43-1	249	1	78	444
N20	at Kansas State	W, 37-23	44,829	-	-	19	41	161	2	16-30-0	234	1	73	395	13	46	257	3	6-18-2	58	0	64	315
N27	MISSOURI	L, 14-17 (OT)	40,626	-	-	21	50	143	2	16-29-1	206	0	79	349	16	50	208	2	13-24-1	150	0	74	358
D28	Miami University**	W, 17-13	43,000	-	-	22	59	295	2	10-28-0	114	0	87	409	18	25	60	1	20-44-1	240	1	69	300

\*\*Independence Bowl at Shreveport, La.

### 2005 (7-5)

Coach: Dan McCarney Captains: Tim Dobbins, Nick Leaders, Bret Meyer, Kory Pence

Date	Opponent	Result	Att.	Ranking		ISU FD	Rushing			Passing			Total Off.		Opp FD	Rushing			Passing			Total Off.	
				ISU	Opp		Att	Yds	TD	A-C-I	Yds	TD	Plays	Yds		Att	Yds	TD	A-C-I	Yds	TD	Plays	Yds
S3	ILLINOIS STATE	W, 32-21	44,058	-	-	25	41	92	3	41-30-0	314	1	82	406	12	34	89	0	25-10-2	222	2	59	311
S10	IOWA	W, 23-3	54,290	-	8	22	55	169	1	24-14-1	154	1	79	323	20	32	173	0	42-15-2	174	0	79	323
S23	at Army	W, 28-21	25,007	22	-	14	32	71	2	26-18-3	158	2	58	229	23	47	132	1	34-19-3	233	2	81	365
O1	at Nebraska	L, 20-27 (2OT)	77,433	23	-	21	38	57	1	41-23-1	317	1	79	374	26	25	36	1	55-36-0	431	2	80	467
O8	BAYLOR	L, 13-23	45,992	-	-	19	38	110	1	31-19-1	210	0	69	320	15	34	116	1	26-18-0	160	1	60	276
O15	at Missouri	L, 24-27 (OT)	55,016	-	-	20	54	157	3	25-16-1	169	0	79	326	19	37	88	0	35-24-1	230	1	72	318
O22	OKLAHOMA STATE	W, 37-10	43,964	-	-	16	44	137	3	20-13-0	227	1	64	374	21	34	123	1	40-24-4	203	0	74	326
O29	at Texas A&M	W, 42-14	86,172	-	-	30	50	178	2	32-20-0	371	4	82	549	16	20	126	1	41-23-2	221	1	61	347
N5	KANSAS STATE	W, 45-17	42,686	-	-	19	53	221	3	23-16-0	194	3	76	415	13	29	12	1	17-30-2	221	1	59	233
N12	COLORADO	W, 30-16	49,242	-	22	15	25	36	0	38-20-0	251	1	63	287	23	38	79	1	42-25-2	284	0	80	363
N26	at Kansas	L, 21-24 (OT)	42,826	-	-	17	36	56	1	34-18-1	257	2	70	313	20	38	123	1	43-24-3	254	1	81	377
D31	TCU**	L, 24-27	37,286	-	14	12	25	34	0	33-20-2	254	3	58	288	21	46	135	2	33-21-1	275	1	79	410

\*\*EV1.net Houston Bowl at Houston, Texas



# IOWA STATE FOOTBALL

## ALL-TIME RESULTS

### 2006 (4-8)

Coach: Dan McCarney Captains: Brent Curvey, Austin Flynn, DeAndre Jackson, Bret Meyer

Date	Opponent	Result	Att.	Ranking		ISU FD	Rushing			Passing			Total Off.		Opp FD	Rushing			Passing			Total Off.	
				ISU	Opp		Att	Yds	TD	A-C-I	Yds	TD	Plays	Yds		Att	Yds	TD	A-C-I	Yds	TD	Plays	Yds
A31	TOLEDO	W, 45-43 (3OT)	42,531	-	-	24	41	159	4	26-17-0	234	2	67	393	23	27	45	3	49-39-1	367	3	76	412
S9	UNLV	W, 16-10	45,795	-	-	17	37	137	2	21-14-1	203	0	58	340	17	31	74	0	35-24-1	218	1	66	292
S16	at Iowa	L, 17-27	70,585	-	16	18	36	171	1	31-15-0	152	1	67	323	22	30	136	0	38-26-1	274	3	68	410
S23	at Texas	L, 14-37	88,972	-	7	21	27	21	0	45-25-2	302	2	72	323	24	40	193	3	24-19-1	246	2	64	439
S30	NORTHERN IOWA	W, 28-27	55,518	-	-	24	28	81	1	29-24-1	323	1	57	404	18	37	176	1	30-23-0	158	1	67	334
O7	NEBRASKA	L, 14-28	55,338	-	22	18	24	53	1	39-18-1	262	1	63	315	17	45	251	3	21-17-0	131	1	66	382
O14	at Oklahoma	L, 9-34	84,152	-	23	12	29	89	0	25-14-2	149	1	54	238	17	34	185	2	27-16-0	195	2	61	380
O21	TEXAS TECH	L, 26-42	44,112	-	-	18	36	75	2	34-14-2	146	1	70	221	24	20	107	0	40-31-0	368	6	60	475
O28	at Kansas State	L, 10-31	44,729	-	-	21	35	104	1	42-23-1	280	0	76	384	15	35	104	2	20-14-1	161	1	52	317
N4	KANSAS	L, 10-41	40,272	-	-	12	30	33	1	31-16-1	180	0	61	213	19	46	169	3	27-20-1	234	3	73	403
N11	at Colorado	L, 16-33	43,056	-	-	19	30	102	1	29-18-0	209	1	59	311	18	38	263	1	19-13-0	200	2	57	463
N18	MISSOURI	W, 21-16	39,631	-	-	23	48	196	2	27-15-1	153	1	75	349	22	24	90	1	44-29-0	310	1	68	400

### 2007 (3-9)

Coach: Gene Chizik Captains: Todd Blythe, Alvin Bowen, Bret Meyer

Date	Opponent	Result	Att.	Ranking		ISU FD	Rushing			Passing			Total Off.		Opp FD	Rushing			Passing			Total Off.	
				ISU	Opp		Att	Yds	TD	A-C-I	Yds	TD	Plays	Yds		Att	Yds	TD	A-C-I	Yds	TD	Plays	Yds
A30	KENT STATE	L, 14-23	47,313	-	-	19	39	158	1	23-14-2	148	1	62	306	22	51	202	2	26-17-2	161	1	77	363
S8	NORTHERN IOWA	L, 13-24	56,795	-	-	25	36	129	2	48-29-2	270	0	84	399	19	41	147	1	29-23-0	180	2	70	327
S15	IOWA	W, 15-13	49,516	-	-	17	39	143	0	29-21-0	157	0	68	300	16	34	115	1	23-12-0	118	0	57	233
S22	at Toledo	L, 35-36	15,219	-	-	22	52	146	2	33-24-1	251	3	85	397	14	30	98	2	27-19-1	199	1	57	297
S29	at Nebraska	L, 17-35	84,703	-	25	28	51	134	2	51-26-3	281	0	102	415	17	30	130	1	29-19-1	239	3	59	369
O6	at Texas Tech	L, 17-42	46,558	-	-	17	46	100	1	26-15-0	187	1	72	287	23	17	29	1	49-40-2	460	4	66	489
O13	TEXAS	L, 3-56	52,060	-	23	14	29	93	0	37-19-2	135	0	66	228	28	39	216	3	31-23-0	298	4	70	514
O20	OKLAHOMA	L, 7-17	49,511	-	4	15	34	95	1	32-19-1	174	0	66	269	21	45	133	2	28-16-1	183	0	73	316
O27	at Missouri	L, 28-42	53,386	-	13	25	39	152	2	48-33-0	237	1	87	389	23	28	116	3	37-28-1	250	1	65	366
N3	KANSAS STATE	W, 31-20	45,551	-	-	14	40	120	2	26-17-1	228	1	66	348	22	29	78	1	45-28-2	347	1	74	425
N10	COLORADO	W, 31-28	45,487	-	-	18	42	162	2	27-13-1	189	2	69	351	17	32	157	2	40-23-0	262	2	72	419
N17	at Kansas	L, 7-45	51,050	-	4	16	26	52	1	43-24-1	182	0	69	234	31	37	212	1	35-30-0	354	5	72	566

### 2008 (2-10)

Coach: Gene Chizik Captains: R.J. Sumrall, Kurtis Taylor, Jason Scales, Brandon Hunley

Date	Opponent	Result	Att.	Ranking		ISU FD	Rushing			Passing			Total Off.		Opp FD	Rushing			Passing			Total Off.	
				ISU	Opp		Att	Yds	TD	A-C-I	Yds	TD	Plays	Yds		Att	Yds	TD	A-C-I	Yds	TD	Plays	Yds
A28	SOUTH DAKOTA STATE	W, 44-17	46,617	-	-	20	42	229	2	19-13-0	159	2	61	388	18	25	180	2	37-23-5	170	0	62	350
S6	KENT STATE	W, 48-28	49,805	-	-	14	45	160	4	21-15-0	214	2	66	374	20	43	243	1	24-11-0	167	3	67	410
S13	at Iowa	L, 5-17	70,585	-	-	18	27	73	0	40-24-3	252	0	67	325	11	31	122	1	19-9-2	122	0	50	244
S20	at UNLV	L, 31-34 (OT)	25,567	-	-	14	35	151	2	28-13-0	155	2	63	306	23	42	209	2	22-16-0	245	3	64	454
O4	KANSAS	L, 33-35	47,847	-	16	20	31	97	1	46-27-1	268	3	77	365	19	39	117	2	26-18-1	319	3	65	436
O11	at Baylor	L, 10-38	30,548	-	-	16	18	81	0	41-21-1	176	1	59	257	27	50	201	2	26-22-2	288	2	76	435
O18	NEBRASKA	L, 7-35	48,794	-	-	11	25	105	1	29-16-0	113	0	54	218	29	41	220	4	37-27-0	328	1	78	584
O25	TEXAS A&M	L, 35-49	45,495	-	-	34	39	173	3	46-28-0	401	1	85	574	27	35	128	3	39-31-0	381	4	74	509
N1	at Oklahoma State	L, 17-59	46,718	-	9	17	38	122	1	35-20-2	240	1	73	362	28	36	263	3	29-20-1	419	5	65	682
N8	at Colorado	L, 24-28	46,440	-	-	22	44	188	3	29-16-0	215	0	73	403	21	32	148	0	41-24-1	274	4	73	422
N15	MISSOURI	L, 20-52	46,013	-	12	25	23	118	0	54-36-2	326	2	77	444	24	25	151	4	40-32-1	328	2	65	479
N22	at Kansas State	L, 30-38	41,266	-	-	30	36	164	1	50-32-2	462	3	86	626	22	37	172	1	31-17-0	279	4	68	451





# IOWA STATE FOOTBALL

## ALL-TIME RESULTS

### 2009 (7-6)

Coach: Paul Rhoads Captains: Austen Arnaud, Nate Frere, Reggie Stephens, James Smith, Derec Schmidgall

Date	Opponent	Result	Att.	Ranking		ISU FD	Rushing			Passing			Total Off.		Opp FD	Rushing			Passing			Total Off.	
				ISU	Opp		Att	Yds	TD	A-C-I	Yds	TD	Plays	Yds		Att	Yds	TD	A-C-I	Yds	TD	Plays	Yds
S3	NORTH DAKOTA STATE	W, 34-17	48,831	-	-	26	40	204	2	31-17-0	238	2	71	442	16	38	210	1	27-15-1	178	1	65	388
S12	IOWA	L, 3-35	52,089	-	-	15	34	190	0	31-13-5	113	0	65	303	24	35	191	1	37-20-2	235	4	72	426
S19	at Kent State	W, 34-14	15,808	-	-	16	42	234	3	28-16-1	170	1	70	404	15	32	47	0	32-21-1	255	2	64	302
S26	ARMY	W, 31-10	50,532	-	-	18	44	203	3	19-10-0	173	1	63	376	19	48	186	0	26-11-1	130	1	74	316
O3	vs. Kansas State^	L, 23-24	40,851	-	-	20	41	207	1	27-13-0	164	2	68	371	15	42	154	1	23-16-1	206	2	65	360
O10	at Kansas	L, 36-41	48,203	-	16	26	43	219	3	41-25-0	293	2	84	512	34	31	109	2	49-37-1	442	4	80	551
O17	BAYLOR	W, 24-10	42,253	-	-	27	46	240	2	36-25-1	214	1	82	454	18	21	89	0	46-26-3	275	1	67	364
O24	at Nebraska	W, 9-7	85,938	-	-	11	48	137	0	19-9-0	102	1	67	239	15	28	114	1	37-20-3	248	0	65	362
O31	at Texas A&M	L, 10-35	72,530	-	-	19	34	169	1	27-18-2	155	0	61	324	31	49	267	2	28-23-0	234	3	77	501
N7	OKLAHOMA STATE	L, 8-34	40,540	-	18	13	26	54	0	28-14-3	188	1	54	242	29	54	331	3	24-19-0	142	1	78	473
N14	COLORADO	W, 17-10	43,208	-	-	19	46	194	0	26-12-1	116	2	72	310	21	35	132	0	38-18-1	258	1	73	390
N21	at Missouri	L, 24-34	55,573	-	-	20	28	77	1	41-29-2	259	2	69	336	28	50	202	2	32-23-0	337	2	82	539
D31	vs. Minnesota**	W, 14-13	45,090	-	-	22	44	212	1	26-19-2	216	1	70	428	21	32	122	0	35-20-1	312	1	67	434

^at Arrowhead Stadium at Kansas City, Mo.

\*\*Insight Bowl at Tempe, Ariz.

### 2010 (5-7)

Coach: Paul Rhoads Captains: Austen Arnaud, Rashawn Parker, Michael O'Connell, Alexander Robinson

Date	Opponent	Result	Att.	Ranking		ISU FD	Rushing			Passing			Total Off.		Opp FD	Rushing			Passing			Total Off.	
				ISU	Opp		Att	Yds	TD	A-C-I	Yds	TD	Plays	Yds		Att	Yds	TD	A-C-I	Yds	TD	Plays	Yds
S2	NORTHERN ILLINOIS	W, 27-10	43,116	-	-	25	37	138	3	36-27-2	265	0	73	403	14	36	156	1	29-14-3	93	0	65	249
S11	at Iowa	L, 7-35	70,585	-	9	15	25	78	0	44-20-3	197	1	69	275	20	50	275	3	20-11-0	204	2	70	479
S18	vs. Kansas State^	L, 20-27	38,468	-	-	20	40	171	0	28-15-0	122	1	68	293	24	50	262	3	12-6-1	104	0	62	366
S25	NORTHERN IOWA	W, 27-0	48,874	-	-	15	35	117	1	24-12-0	93	0	59	210	17	43	146	0	23-12-3	174	0	66	320
O2	TEXAS TECH	W, 52-38	43,162	-	-	22	50	251	2	28-20-0	190	4	78	441	28	25	131	0	62-42-1	377	5	87	508
O9	UTAH	L, 27-68	43,195	-	10	19	32	170	2	31-13-2	178	2	63	348	28	43	239	4	36-26-1	354	3	79	593
O16	at Oklahoma	L, 0-52	84,024	-	6	10	33	59	0	27-15-0	124	0	60	183	37	56	325	4	38-32-0	347	3	94	672
O23	at Texas	W, 28-21	100,142	-	22	16	45	199	2	23-11-1	136	2	68	335	25	29	96	0	57-34-3	344	2	86	440
O30	KANSAS	W, 28-16	46,485	-	-	21	40	232	3	26-16-0	168	0	66	400	20	42	119	0	33-22-1	149	1	75	268
N6	NEBRASKA	L, 30-31 (OT)	51,159	-	9	24	48	157	1	32-21-2	203	3	80	360	15	52	235	3	12-7-0	79	0	64	314
N13	at Colorado	L, 14-34	42,722	-	-	16	26	(-6)	1	42-27-0	235	1	68	229	18	45	118	0	24-16-0	266	3	69	384
N20	MISSOURI	L, 0-14	41,776	-	15	17	44	152	0	32-14-0	180	0	76	332	17	41	134	1	26-16-0	172	1	67	306

^at Arrowhead Stadium at Kansas City, Mo.

### 2011 (6-7)

Coach: Paul Rhoads Captains: Ter/Ran Benton, Darius Darks, Jake Knott, Kelechi Osemele, Stephen Ruempolhamer

Date	Opponent	Result	Att.	Ranking		ISU FD	Rushing			Passing			Total Off.		Opp FD	Rushing			Passing			Total Off.	
				ISU	Opp		Att	Yds	TD	A-C-I	Yds	TD	Plays	Yds		Att	Yds	TD	A-C-I	Yds	TD	Plays	Yds
S3	NORTHERN IOWA	W, 20-19	54,672	-	-	20	39	141	2	40-18-3	187	1	79	328	21	42	204	1	32-15-0	181	1	74	385
S10	IOWA	W, 44-41 (3OT)	56,085	-	-	26	52	194	2	38-25-0	279	4	90	473	18	43	158	2	29-16-0	207	2	72	365
S16	at Connecticut	W, 24-20	37,195	-	-	12	34	101	1	30-19-3	240	2	64	341	20	42	112	1	36-15-1	231	1	78	343
O1	TEXAS	L, 14-37	56,390	-	17	26	38	129	1	51-28-1	251	1	89	380	19	40	145	1	24-14-0	255	2	64	400
O8	at Baylor	L, 26-49	35,625	-	25	17	33	181	1	35-17-1	244	3	68	425	37	67	395	5	30-22-0	212	1	97	607
O15	at Missouri	L, 17-52	71,004	-	-	17	36	157	1	40-20-1	186	0	76	343	33	58	294	4	29-20-2	289	3	87	583
O22	TEXAS A&M	L, 17-33	51,131	-	17	17	33	125	2	40-16-1	180	0	73	305	30	47	247	1	43-24-0	263	2	90	510
O29	at Texas Tech	W, 41-7	59,260	-	19	24	67	368	4	26-14-0	144	1	93	512	15	26	99	1	38-18-2	191	0	64	290
N5	KANSAS	W, 13-10	51,575	-	-	25	49	251	1	30-16-1	175	0	79	426	17	39	174	1	22-13-0	127	0	61	301
N18	OKLAHOMA STATE	W, 37-31 (2OT)	52,027	-	2	33	41	192	2	60-31-2	376	3	101	568	24	18	60	0	58-42-3	476	3	76	536
N26	at Oklahoma	L, 6-26	84,326	-	12	13	36	120	0	28-13-1	125	1	64	245	25	45	253	2	45-22-3	256	0	90	509
D3	at Kansas State	L, 23-30	47,392	-	16	24	51	215	2	27-15-1	153	1	78	368	20	45	201	2	15-7-0	158	1	60	359
D30	vs. Rutgers**	L, 13-27	38,328	-	-	19	29	91	1	39-17-2	220	0	68	311	17	42	173	2	24-13-0	196	1	66	369

\*\*Pinstripe Bowl at New York, N.Y.



# IOWA STATE FOOTBALL

## ALL-TIME RESULTS

2012 (6-7)

Coach: Paul Rhoads Captains: Brett Bueker, A.J. Klein, Jake Knott, Josh Lenz, James White

Date	Opponent	Result	Att.	Ranking		ISU FD	Rushing			Passing			Total Off.		Opp FD	Rushing			Passing			Total Off.	
				ISU	Opp		Att	Yds	TD	A-C-I	Yds	TD	Plays	Yds		Att	Yds	TD	A-C-I	Yds	TD	Plays	Yds
S1	TULSA	W, 38-23	54,931	-	-	28	45	160	3	45-32-1	281	2	90	441	16	34	160	1	49-23-2	198	2	83	358
S8	at Iowa	W, 9-6	70,585	-	-	19	41	101	0	36-24-2	241	1	77	342	15	28	68	0	42-20-2	236	0	70	304
S15	WESTERN ILLINOIS	W, 37-3	55,783	-	-	27	41	264	2	35-23-2	240	3	76	504	8	38	103	0	19-10-0	75	0	57	178
S29	TEXAS TECH	L, 13-24	54,149	-	-	13	38	116	0	20-10-3	73	1	58	189	20	30	63	0	47-31-2	332	3	77	395
O6	at TCU	W, 37-23	42,152	-	15	15	35	152	0	22-13-1	198	4	57	350	24	43	185	1	40-23-3	270	1	83	455
O13	KANSAS STATE	L, 21-27	56,800	-	6	12	24	65	1	36-16-1	166	2	60	231	25	52	177	3	24-16-0	187	0	76	364
O20	at Oklahoma State	L, 10-31	57,019	-	-	16	22	101	0	48-23-1	240	1	70	341	28	42	210	3	47-32-0	415	1	89	625
O27	BAYLOR	W, 35-21	54,877	-	-	32	48	176	0	54-36-1	381	5	102	557	24	30	115	1	51-31-1	426	2	81	541
N3	OKLAHOMA	L, 20-35	56,585	-	14	19	24	99	2	40-20-1	191	0	64	290	34	40	188	1	45-32-2	405	4	85	593
N10	at Texas	L, 7-33	100,018	-	19	15	31	144	0	29-15-2	133	1	60	277	31	45	222	2	32-26-0	387	2	77	609
N17	at Kansas	W, 51-23	41,608	-	-	27	42	241	2	34-27-0	307	4	76	548	23	48	252	2	25-11-1	189	1	73	441
N23	WEST VIRGINIA	L, 24-31	53,792	-	-	24	46	234	0	31-13-0	162	3	77	396	24	41	239	1	31-22-0	236	2	72	475
D31	vs. Tulsa**	L, 17-31	53,687	-	-	9	28	98	0	28-14-2	170	1	56	268	23	60	317	4	23-11-1	93	0	83	410

\*\*Liberty Bowl at Memphis, Tenn.



# IOWA STATE FOOTBALL

## RECORD VS. RANKED OPPONENTS

### Iowa State vs. The AP Top 25\*

No. 1	0-10
No. 2	1-8
No. 3	0-15-1
No. 4	0-10
No. 5	0-6-1
No. 6	0-9
No. 7	3-13
No. 8	2-2
No. 9	2-10
No. 10	0-9
No. 11	0-4
No. 12	0-5
No. 13	0-5
No. 14	1-11
No. 15	1-5
No. 16	1-9
No. 17	0-6
No. 18	2-6
No. 19	1-6
No. 20	1-3
No. 21	0-4
No. 22	2-1
No. 23	0-3
No. 24	0-1
No. 25	0-5

**Totals.....17-166-2**

\*vs. teams ranked in the AP Top 25 at kickoff

### Record vs. Top 25 At Home

11-78-1

### Record vs. Top 25 At Opponents' Field

6-84-1

### Record vs. Top 25 At Neutral Sites

0-4

### Wins/Ties vs. Top 25 Opponents

#### No. 2

ISU 37, Oklahoma St. 31 (2OT)- Ames 11/18/11

#### No. 3

ISU 23, Nebraska 23- Ames 11/11/72

#### No. 5

ISU 7, Oklahoma 7- Norman 10/3/81

#### No. 7

ISU 21, Missouri 17- Columbia 10/16/76

ISU 15, Oklahoma State 10- Ames 11/23/85

ISU 19, Nebraska 10- Ames 11/14/92

#### No. 8

ISU 34, Missouri 13- Ames 10/17/81

ISU 23, Iowa 3- Ames 9/10/05

#### No. 9

ISU 37, Nebraska 28- Ames 11/13/76

ISU 24, Nebraska 21- Lincoln 10/15/77

#### No. 14

ISU 17, Missouri 7- Ames 11/17/73

#### No. 15

ISU 37, TCU 23- Ft. Worth 10/6/12

#### No. 16

ISU 33, Oklahoma 31- Norman 10/20/90

#### No. 18

ISU 28, Oklahoma State 12- Ames 11/24/73

ISU 27, Kansas State 23- Ames 11/6/93

#### No. 19

ISU 41, Texas Tech 7- Lubbock 10/29/11

#### No. 20

ISU 36, Nebraska 14- Ames 9/28/02

#### No. 22

ISU 30, Colorado 16- Ames 11/12/05

ISU 28, Texas 21- Austin 10/23/10



Jeff Woody scores the game-winning touchdown in the second overtime to help Iowa State defeat No. 2 Oklahoma State, 37-31 on Nov. 18, 2011. It's the highest-ranking team the Cyclones have defeated in school history.