

# 2012-13

Mfon  
**UDOFIA**

Pierre  
**JORDAN**

Head Coach  
Brian  
**GREGORY**

# GEOORGIA TECH

# ROSTER AT-A-GLANCE

## NUMERICAL

No.	Name	Pos.	Ht.	Wt.	Cl.	Hometown (High School/College)
0	Mfon Udofia***	G	6-2	195	Sr.	Stone Mountain, Ga. (Miller Grove)
1	Julian Royal*	F	6-8	243	So.	Alpharetta, Ga. (Milton)
2	Pierre Jordan*	G	6-0	165	Gr.	Dunwoody, Ga. (Dunwoody/Florida State)
3	Marcus Georges-Hunt	G/F	6-5	218	Fr.	College Park, Ga. (North Clayton)
4	Robert Carter	F	6-8	245	Fr.	Thomasville, Ga. (Shiloh)
5	Daniel Miller**	C	6-11 ½	257	r-Jr.	Loganville, Ga. (Loganville Christian Academy)
11	Chris Bolden	G	6-3	209	Fr.	Suwanee, Ga. (North Gwinnett)
12	Stacey Poole, Jr.#	G	6-4 ½	186	So.	Jacksonville, Fla. (Providence HS/Kentucky)
14	Jason Morris**	G/F	6-5 ½	224	Jr.	Augusta, Ga. (The Hotchkiss School, Lakeville, Conn.)
23	Brandon Reed*	G	6-3 ½	182	r-Jr.	Powder Springs, Ga. (Whitefield Academy/Arkansas State)
24	Kammeon Holsey**	F	6-8 ½	231	r-Jr.	Sparta, Ga. (Hancock Central)
30	Corey Heyward	G	6-1	214	Fr.	Duluth, Ga. (Peachtree Ridge/Hargrave Military Academy)
31	Aaron Peek*	G/F	6-4	188	So.	Atlanta, Ga. (Benjamin E. Mays)
32	Brooks Doyle	G	6-4	185	Fr.	Atlanta, Ga. (Marist School)

## ALPHABETICAL

No.	Name	Pos.	Ht.	Wt.	Cl.	Hometown (High School/College)
11	Chris Bolden	G	6-3	209	Fr.	Suwanee, Ga. (North Gwinnett)
4	Robert Carter	F	6-8	245	Fr.	Thomasville, Ga. (Shiloh)
32	Brooks Doyle	G	6-4	185	Fr.	Atlanta, Ga. (Marist School)
30	Corey Heyward	G	6-1	214	Fr.	Duluth, Ga. (Peachtree Ridge/Hargrave Military Academy)
24	Kammeon Holsey**	F	6-8 ½	231	r-Jr.	Sparta, Ga. (Hancock Central)
3	Marcus Georges-Hunt	G/F	6-5	218	Fr.	College Park, Ga. (North Clayton)
2	Pierre Jordan*	G	6-0	165	Gr.	Dunwoody, Ga. (Dunwoody/Florida State)
5	Daniel Miller**	C	6-11 ½	257	r-Jr.	Loganville, Ga. (Loganville Christian Academy)
14	Jason Morris**	G/F	6-5 ½	224	Jr.	Augusta, Ga. (The Hotchkiss School, Lakeville, Conn.)
31	Aaron Peek*	G/F	6-4	188	So.	Atlanta, Ga. (Benjamin E. Mays)
12	Stacey Poole, Jr.#	G	6-4 ½	186	So.	Jacksonville, Fla. (Providence HS/Kentucky)
23	Brandon Reed*	G	6-3 ½	182	r-Jr.	Powder Springs, Ga. (Whitefield Academy/Arkansas State)
1	Julian Royal*	F	6-8	243	So.	Alpharetta, Ga. (Milton)
0	Mfon Udofia***	G	6-2	195	Sr.	Stone Mountain, Ga. (Miller Grove)

\*Denotes varsity letters earned; #transfer becomes eligible to play Dec. 17

Head Coach:	Brian Gregory (Oakland, 1990), 2nd year
Assistant Coaches:	Chad Dollar (Milligan, 1996), 2nd year Josh Postorino (Dayton, 1999), 2nd year Billy Schmidt (Wake Forest, 1992), 2nd year
Director of Player Development:	Bruce Evans (Furman, 2004), 1st year
Director of Basketball Operations:	Chris Jacobs (Coe College, 1999), 9th year
Strength and Conditioning Coach:	Mike Bewley (Eastern Kentucky, 1998), 1st year
Athletic Trainer:	Richard Stewart (Salisbury, 2005), 5th year

## BY CLASS

### Freshmen:

Chris Bolden, Robert Carter  
Brooks Doyle, Corey Heyward  
Marcus Georges-Hunt

### Sophomores:

Aaron Peek, Stacey Poole, Jr.  
Julian Royal

### Juniors:

Kammeon Holsey (R), Daniel Miller (R),  
Jason Morris, Brandon Reed (R)

### Seniors:

Pierre Jordan (Grad.), Mfon Udofia

## BY STATE

### Florida:

Stacey Poole

### Georgia:

Chris Bolden, Robert Carter  
Brooks Doyle, Corey Heyward  
Kammeon Holsey, Marcus Georges-Hunt  
Pierre Jordan, Daniel Miller  
Jason Morris, Aaron Peek,  
Brandon Reed, Julian Royal  
Mfon Udofia

## BY BIRTHDAY

March 21, 1993 Chris Bolden  
March 28, 1994 Marcus Georges-Hunt  
April 4, 1994 Robert Carter  
April 5, 1993 Aaron Peek  
May 9, 1989 Pierre Jordan  
July 1, 1991 Daniel Miller  
Aug. 1, 1990 Mfon Udofia  
Aug. 26, 1991 Jason Morris  
Aug. 29, 1993 Corey Heyward  
Sept. 4, 1990 Kammeon Holsey  
Sept. 16, 1992 Julian Royal  
Oct. 17, 1990 Brandon Reed  
Oct. 24, 1991 Stacey Poole, Jr.

## BY MAJOR

### Building Construction/Facility Mgmt:

Pierre Jordan

### Business Administration:

Chris Bolden, Robert Carter,  
Brooks Doyle, Corey Heyward,  
Marcus Hunt, Daniel Miller,  
Jason Morris, Julian Royal,  
Mfon Udofia

### Public Policy:

Aaron Peek

### Sociology:


Kammeon Holsey, Stacey Poole,  
Brandon Reed

## BY HEIGHT

6-0 Pierre Jordan  
6-1 Corey Heyward  
6-2 Mfon Udofia  
6-3 Chris Bolden, Brandon Reed  
6-4 Brooks Doyle, Aaron Peek,  
Stacey Poole, Jr.  
6-5 Marcus Georges-Hunt,  
Jason Morris  
6-8 Robert Carter,  
Kammeon Holsey, Julian Royal  
6-11 Daniel Miller



# GEORGIA TECH 2012-13 BASKETBALL INFORMATION GUIDE



Seated from left: Brooks Doyle, Marcus Georges-Hunt, Stacey Poole Jr., Corey Heyward, Mfon Udofia, Brian Gregory, Pierre Jordan, Chris Bolden, Jason Morris, Aaron Peek, Brandon Reed; Standing from left: Trent Angelucci, Marquis Hicks, Mike Bewley, Billy Schmidt, Bruce Evans, Kammeon Holsey, Robert Carter, Daniel Miller, Julian Royal, Chad Dollar, Josh Postorino, Chris Jacobs, Richard Stewart, Jake Hogberg

## NCAA Infractions Report

In July of 2011, the National College Athletic Association (NCAA) Division I Committee on Infractions found the Georgia Institute of Technology men's basketball and football programs have committed violations of NCAA regulations. The Institute was cited for a lack of cooperation during the investigation, a failure to meet the conditions and obligations of membership and preferential treatment violations.

There were additional violations in the men's basketball program related to rules stemming from a nonscholastic basketball tournament conducted on the Institute's campus, which the public report further details.

"Georgia Tech is committed to the integrity of its athletics program, including full cooperation and support of the NCAA," said Georgia Tech President G.P. "Bud" Peterson. "Given the information we had at the time, I believe we took reasonable and appropriate steps to determine the proper course of action and acted in good faith. Looking back, there are things we could have done differently. Because of our unwavering commitment to NCAA compliance, we have already taken a number of steps to address perceived shortcomings, hopefully ensuring that our programs remain beyond reproach."

After being notified of the allegations in November 2009, Georgia Tech conducted its own internal investigation, forming a committee made up of faculty, staff and external counsel that made recommendations based on available information and the internal investigation findings.

As a result of this exhaustive review process and because of Georgia Tech's steadfast commitment to compliance, the Institute completely revamped and enhanced its athletic compliance operation and staffing. Changes include a greater investment in experienced staff, training and awareness among staff and student athletes.

Penalties include:

- Public reprimand and censure.
- Four years of probation from July 14, 2011, through July 13, 2015. The report further details this probation.
- A \$100,000 financial penalty.
- A reduction of two men's basketball recruiting days during the 2011 summer evaluation period (self-imposed by the Institute).
- A limit to 10 official visits for men's basketball for the 2011-12 and 2012-2013 academic years.
- A vacation of all contests won by the football team during the 2009 season after November 24, which is when the university was alerted to the potential eligibility issues.

## GENERAL INFORMATION

ACC Schedule	6
Directions	3
McCamish Pavilion	7
Media Information	3
Notebook	4-6
Quick Facts	2
Pronunciations	Inside front cover
Rosters	Inside covers
Staff Directory	2
Tech Schedule	Back cover
Zelnak Center/Luck Building	8

## LAST YEAR

2011-12 Statistics	9
2011-12 Game Summaries	13

## STAFF/ADMINISTRATION

Director of Athletics	25
President	25
Head Coach Brian Gregory	26
Assistant Coaches	28-29
Support Staff	30

## PLAYER BIOS

Bolden, Chris	40
Carter, Robert	40
Doyle, Brooks	41
Heyward, Corey	41
Holsey, Kammeon	31
Hunt, Marcus	41

Jordan, Pierre	32
Miller, Daniel	33
Morris, Jason	34
Peek, Aaron	35
Poole, Stacey	36
Reed, Brandon	37
Royal, Julian	38
Udofia, Mfon	39

## RECORD BOOK

Career Records/Leaders	44
Season Records/Leaders	46
Single-Game Records/Highs	52
Career Stats of Notable Players	58

## HISTORY

All-Americans/National Honors	66
ACC/Conference Honors	67
ACC Tournament History	68
Coaching Timeline	75
Letterwinners All-Time	76
NCAA/NIT History	70
Numerical Roster All-Time	73
Regular-Season Tournaments	72
Starting Lineups	74
Players in the NBA	65
Series History vs. All Opponents	94
Tech in the National Rankings	82
Tech vs. No. 1	91
Tech vs. the Conferences	93
Year-by-Year At-A-Glance	78
Year-by-Year Results	79

# GEORGIA TECH AT-A-GLANCE

## QUICK FACTS

Official Name:	Georgia Institute of Technology
Location:	Atlanta, Ga.
Enrollment:	21,000
Founded:	1885
Colors:	Old Gold and White
Nickname:	Yellow Jackets, Rambling Wreck
Mascot:	Buzz (Yellow Jacket)
Conference:	Atlantic Coast (ACC)
Home Arena:	McCamish Pavilion (capacity 8,600)
Practice Facility:	Zelnak Center (opened October, 2010)
President:	Dr. G.P. "Bud" Peterson
Director of Athletics:	Paul Griffin (acting)
Faculty Representative for Athletics:	Dr. Sue Ann Bidstrup Allen
Head Coach:	Brian Gregory (Oakland, 1990)
Record:	183-114 (10th season)
At Tech:	11-20 (2nd season)
vs. the ACC:	4-12
NCAA Tournament:	1-2
Assistant Coaches:	Chad Dollar (Milligan, 1996), 2nd season Josh Postorino (Dayton, 1999), 2nd season Billy Schmidt (Wake Forest, 1992), 2nd season
Director of Player Development:	Bruce Evans (Furman, 1992)
Director of Operations:	Chris Jacobs (Coe College, 1999)
Strength & Conditioning Coach:	Mike Bewley (Eastern Kentucky, 1998)
Athletic Trainer:	Richard Stewart (Salisbury, 2005)
Official Athletics Website:	Ramblinwreck.com
Twitter:	Twitter.com/GTMBK (@GTMBK)
Facebook:	Facebook.com/gtmensbasketball
Tickets:	888-TECH-TIX

## BASKETBALL HISTORY

95th season:	1st game, Feb. 17, 1906 vs. Auburn
All-time Record:	1,263-1,125
NCAA Appearances (15):	1960, 1985, 1986, 1987, 1988, 1989, 1990, 1991, 1992, 1993, 1996, 2001, 2004, 2005, 2007, 2010
Final Fours (2):	1990, 2004
NIT Appearances (7):	1970, 1971, 1984, 1994, 1998, 1999, 2003
ACC Championships (3):	1985, 1990, 1993
ACC Regular Season Titles (2):	1985 (tie), 1996
All-Time ACC Record:	208-279 (1980-present)
SEC Championships (1):	1938

## JUST GEORGIA TECH, PLEASE

The Georgia Institute of Technology is the official title, but Georgia Tech will work fine, or just Tech (unless you're in Virginia or Texas). We would appreciate it if you would use our name in those ways. Georgia Tech University is incorrect. Thank you.

## YELLOW JACKETS ON THE AIR

### The Georgia Tech IMG Sports Network

"Sports Radio 790 The Zone" (WQXI-AM) is the Atlanta flagship station for Georgia Tech basketball. The FM flagship for Yellow Jacket basketball is WYAY-FM (106.7), which features a 75,000-watt signal that covers metro Atlanta and most of north Georgia.

Wes Durham is in his 18th year as the play-by-play "Voice of the the Yellow Jackets." A seven-time Georgia Sportscaster of the Year, Durham is also in his eighth season as the play-by-play voice of the Atlanta Falcons.

WXIA-TV (11Alive) sports personality Randy Waters returns for his 19th season on the network. Waters, an Ohio native, has been in the Atlanta area more than 25 years and has been honored several times with local and regional Emmy awards.

Game engineer and producer Miller Pope, in his 17th season, is a longtime fixture of the network, having worked games in the 1980's with Brad Nessler and Al Ciraldo.

Pre-game coverage begins 30 minutes prior to tipoff. For a complete list of radio affiliates carrying the games, visit Tech's official athletics website, Ramblinwreck.com. Select Tech games are also available on SiriusXM Satellite Radio through an agreement with the ACC.

The Georgia Tech IMG Sports Network is under the direction of General Manager, Tom Stipes.

### The Brian Gregory Radio Show

Head coach Brian Gregory's weekly radio call-in show premieres on November 5 from 7-8 p.m. The Brian Gregory Radio Show airs on the Georgia Tech Radio network (check your local listings) and in the Atlanta area on WQXI-AM (790) and on WYAY-FM (106.7). The "Voice of the Jackets" Wes Durham and Coach Gregory co-host the show live from STATS, located at 300 Marietta Street in the Luckie-Marietta District downtown.

Schedule: Nov. 5, 12, 19; Dec. 3, 10; Jan. 14, 21; Feb. 4, 11, 18, 25; Mar. 4, 11

### Georgia Tech Basketball with Brian Gregory

Georgia Tech Basketball with Brian Gregory is co-hosted by Wes Durham. The half-hour show takes a look at the most recent games, a look ahead at the next opponents and offers in-depth coaching analysis plus player features. It is aired regionally on SportSouth and CSS (check listings for show times). The show is produced by IMG.

## STAFF DIRECTORY

### ADMINISTRATION

Paul Griffin	404-894-5411
Acting Director of Athletics	
Doug Allvine	404-894-9019
Assistant AD/Special Projects	
Ryan Bamford	404-894-3780
Associate Director of Athletics/Internal Operations	
Jim Hall	404-894-8219
Associate AD/Development	
Frank Hardyman	404-894-8129
Associate AD/Chief Financial Officer	
Wayne Hogan	404-894-6265
Associate AD/Public Relations	
Phyllis LaBaw	404-803-8950
Associate AD/Academic Services	
Mollie Simmons Mayfield	404-385-0956
Associate AD/Administrative Services	
Jerome Rodgers	404-894-8792
Assistant AD/Compliance	
Jack Thompson	404-894-5427
Associate AD/Development	
Rick Thorpe	404-894-1603
Associate AD/Sales and Fan Experience	
Theresa Wenzel	404-894-4462
Associate AD/Senior Woman Administrator	
Andy Blanton	404-894-8312
Director of Video Production	
Jeff Gilbert	404-894-5431
Director of Game Operations	
Lauren Scherer	404-894-4400
Director of Marketing, Promotions	
Todd McCarthy	404-894-6782
Director of Video Operations	
John Sisk	404-894-3961
Director of Player Development	
Jay Shoop	404-894-5461
Director of Sports Medicine	

### BASKETBALL OFFICE

Brian Gregory, Head Coach	404-894-5425
Erica Sheppard, Administrative Coordinator	404-894-4424
Chad Dollar, Assistant Coach	404-894-9740
Josh Postorino, Assistant Coach	404-894-9742
Billy Schmidt, Assistant Coach	404-894-9739
Bruce Evans, Dir. of Player Development	404-894-8318
Chris Jacobs, Director of Operations	404-894-5478
Richard Stewart, Athletic Trainer	404-894-2529
Mike Bewley, Strength Coach	404-385-7118
Trent Angelucci, Video Coordinator	404-894-5425
Breanna Robinson, Academic Coach	404-385-3631

### MEDIA RELATIONS OFFICE (DIRECT #, E-MAIL)

Dean Buchan, Assistant AD/Media Relations	404-894-6283
dbuchan@athletics.gatech.edu	
Mike Stamus (men's basketball contact)	404-894-5446
mstamus@athletics.gatech.edu	
Mike DeGeorge	404-385-2959
mdegeorge@athletics.gatech.edu	
Marcus Dittmer (women's basketball contact)	404-894-8213
mdittmer@athletics.gatech.edu	
Lauren Rupert	404-894-9737
lrupert@athletics.gatech.edu	
Dan Goldberger (director of new media)	404-894-1069
dgoldberger@athletics.gatech.edu	
Aaron DeWall (digital publications coordinator)	404-894-0539
dgoldberger@athletics.gatech.edu	

### RADIO BROADCAST CREW

Wes Durham (Play-by-Play)	tba
wdurham@lincolnteammedia.com	
Randy Waters (Color)	404-873-9144
rwaters@wxia.gannett.com	
Miller Pope (Engineer)	404-310-1136
millspp@aol.com	

### OTHER IMPORTANT NUMBERS

Ticket Information	888-TECH-TIX
Campus Information	404-894-2000
Alexander-Tharpe Fund	404-894-5414
Facilities Office	404-894-5474
Business Office	404-894-5439
Marketing and Promotions	404-894-4400
Media Relations	404-894-5445
Sports Medicine	404-894-5460

# MEDIA INFORMATION

## Interview Guidelines

Georgia Tech's practices are closed to the public and the media, but the Yellow Jackets' players and coaches are available to the media prior to practices twice a week at the Zelnak Center. The weekly practice schedule varies once the season begins, and media sessions will be scheduled and announced weekly.

TV stations occasionally will be allowed to shoot B-roll at the beginning of practices on these days.

Interview requests with players that need to be conducted at other times must be made through the media relations office at least 24 hours in advance. These interviews will be scheduled around the players' availability and class schedule.

Media are asked not to contact players directly either by phone or e-mail. Every effort will be made to make players available when requested. Players are off-limits on game days until after the game.

## Interviews with Coach Gregory

Media wishing to speak with Coach Gregory at times other than regular media sessions are asked to set up an appointment in advance through the media relations office. He also is available each week on the ACC Teleconference, and other teleconferences may be scheduled as demand warrants.

## Releases/Photos via E-mail

All Georgia Tech basketball releases, statistics, game notes and media advisories are distributed via e-mail to a list maintained by the media relations office. Media wishing to be added to this list should send a request to Mike Stamus. Photographs are available on request.

## Ramblinwreck.com/Social Media

**Ramblinwreck.com** - Georgia Tech's official website, is continuously updated with all of Tech's releases, statistics, game notes, biographies and other information. Game notes and bio updates are generally posted at least 24 hours prior to each game, while updated statistics and box scores are posted following each game.

**Twitter (@gtmbk)/Facebook** - Updates on the activities of the Tech basketball team can also be followed on Georgia Tech's official Twitter and Facebook pages (see addresses at right).

**Sting Daily** - Feature stories and other news on Tech basketball can also be found in Tech's daily e-mail newsletter, **Sting Daily**. Subscriptions are free and can be obtained through Ramblinwreck.com.

## Media Credentials for Home Games

Media credentials are issued to accredited members of the working media only. Working space is limited, and children, spouses and other non-workers will not be granted credentials or access to media areas.

Media seating and workspace at McCamish Pavilion is in the upper level, section 211, and the media entrance to the arena is off Fowler Street.

Media will call will be located at the ticket booth by the entrance off Fowler Street.

Requests for credentials should be made in writing, via e-mail or fax, **at least 24 hours in advance of each game to Mike Stamus**. These requests are accepted from sports editors and sports directors only. Credentials will not be mailed. They can be picked up the night of the game at the media entrance.

Photo credentials are granted to still photographers and videographers on assignment for a media agency only (**no freelancers**). Admission to courtside is by FLOOR or PHOTO pass only, and photographer positions are at the discretion of the basketball game officials and the media relations staff.

## ACC Coaches' Weekly Teleconference

The 12 ACC head basketball coaches will be featured on nine Monday teleconferences during the 2012-13 season. The season's first teleconference will take place on Tuesday, January 3, 2012, and continue through Monday, March 5, 2012. Each coach will have 10 minutes to make an opening statement and answer questions. There will be an instant replay of each teleconference on the Conference's internet site TheACC.com each Monday afternoon.

Jeff Bzdelik, Wake Forest .....	10:30
James Johnson, Virginia Tech .....	10:40
Tony Bennett, Virginia .....	10:50
Mark Gottfried, NC State .....	11:00
Roy Williams, North Carolina .....	11:10
Jim Larranaga, Miami .....	11:20
Mark Turgeon, Maryland.....	11:30
Brian Gregory, Georgia Tech.....	11:40
Leonard Hamilton, Florida State .....	11:50
Mike Krzyzewski, Duke .....	12:00
Brad Brownell, Clemson .....	12:10
Steve Donahue, Boston College.....	12:20

**Media Phone Number:** contact the ACC media relations office at 336-851-6062

## Directions To McCamish Pavilion and Zelnak Center

**Going South on I-75:** Take exit 250 (16th St./14th St./10th St.), and follow through light at 14th St. Stay to the right and follow to 10th St., where the McCamish Pavilion is straight ahead. Turn right to access parking areas other than the main arena lot.

**Going South on I-85:** Exit at 17th St. (exit 84), stay to the left and follow ramp all the way to 10th St. The McCamish Pavilion will be in front of you. Take right on 10th St., then left on Fowler St. access parking on 8th St. or arena lot.

**Going North on I-75/85:** Take the 10th Street exit (250). Turn left on 10th Street and after you cross the bridge, the McCamish Pavilion will be on your left. Just past the arena, turn left at Fowler Street (first traffic light). Take first left at 8th Street and follow in.

## GEORGIA TECH ATHLETICS

### MEDIA RELATIONS

Phone	404-894-5445
Fax	404-894-1248
Mailing/Shipping Address	150 Bobby Dodd Way Atlanta, GA 30332-0455
Press Row Phone	tba
Official Athletics Website	Ramblinwreck.com
Twitter	Twitter.com/gtmbk
Facebook	Facebook.com/gatechbasketball
YouTube	YouTube.com/ramblinwrecktube

### ACC MEDIA RELATIONS

Phone	336-851-6062
Fax	336-547-6261
Brian Morrison, Director	bmorrison@theacc.org
Amy Ufnowski, Associate Director	aufnowski@theacc.org
Steve Phillips, Assistant Director	sphillips@theacc.org
Barb Dery, Administrative Assistant	bdery@theacc.org
Mailing Address	4512 Weybridge Lane/P.O. Drawer ACC Greensboro, NC, 27417-6724
Official Website	TheACC.com

## 2013 NCAA CHAMPIONSHIP

<b>First Four</b>	
March 19-20	UD Arena, Dayton, Ohio
<b>Second and Third Rounds</b>	
March 21 & 23	Palace of Auburn Hills, Auburn Hills, Mich.
March 21 & 23	Rupp Arena, Lexington, Ky.
March 21 & 23	Energy Solutions Arena, Salt Lake City, Utah
March 21 & 23	HP Pavilion, San Jose, Calif.
March 22 & 24	Frank Erwin Center, Austin, Texas
March 22 & 24	UD Arena, Dayton, Ohio
March 22 & 24	Sprint Center, Kansas City, Mo.
March 22 & 24	Wachovia Center, Philadelphia, Pa.
<b>Regionals</b>	
March 28 & 30	West - Staples Center, Los Angeles, Calif.
March 28 & 30	East - Verizon Center, Washington, D.C.
March 29 & 31	South - Cowboys Stadium, Arlington, Texas
March 29 & 31	Midwest - Lucas Oil Stadium, Indianapolis, Ind.
<b>Final Four</b>	
April 6 & 8	Georgia Dome, Atlanta, Ga.
<b>Future Final Four Sites</b>	
April 5 & 7, 2014	Cowboys Stadium, Arlington, Texas
April 4 & 6, 2015	Lucas Oil Stadium, Indianapolis, Ind.
April 2 & 4, 2016	Reliant Stadium, Houston, Texas

# GEORGIA TECH NOTEBOOK

## Back on the Flats

Georgia Tech hired Brian Gregory, who enjoyed a successful eight-year run as the head coach at Dayton, as its head coach last March. The new Yellow Jackets' skipper compiled a record of 172-94 at the Atlantic 10 institution, guiding the Flyers to two NCAA Tournaments and three berths in the NIT, which they won in 2010.

After splitting its 2011-12 home schedule between downtown Philips Arena and suburban Arena at Gwinnett, Georgia Tech ramps up the building of its program under head coach Brian Gregory by opening a brand-new on-campus arena - 8,600-seat McCamish Pavilion - with a 17-game home schedule, five returning starters and a freshman class ranked among the nation's best.

In its first year under Gregory, Tech (11-20, 4-12 ACC) finished the ACC schedule tied for 11th place and earned the No. 11 seed in the tournament. The Yellow Jackets went 3-5 in the second half of the ACC schedule, including wins over Maryland and Wake in the last eight days. Tech also served notice of things to come by winning a pair of key road games early in the season, defeating Georgia in Athens for the first time in 35 years, and outlasting an NC State team that eventually reached the Sweet 16 of the NCAA tournament.

With that came the establishment of a new system, style, dedication and culture, which will carry over as the Yellow Jackets prepare to open their 2012-13 campaign on Nov. 9 against Tulane.

## All Five Starters Back

Georgia Tech is the only team in the Atlantic Coast Conference to return all five starters from last year, starting with point guard Mfon Udofia, a 6-2 senior who averaged 9.9 points and 2.8 assists a year ago in his first full season playing the position.

Back on the wings are 6-5 junior Jason Morris, who averaged 7.8 points, and 6-3 1/2 junior Brandon Reed, who averaged 7.5. Manning the interior positions are the rapidly improving duo of 6-11 1/2 center Daniel Miller (8.1 ppg, 6.5 rpg) and 6-8 1/2 forward Kammeon Holsey (9.4 ppg, 4.9 rpg).

The key returnees off the bench are 6-8 sophomore forward Julian Royal (4.4 ppg, 2.8 rpg) and 6-0 senior point guard Pierre Jordan (1.5 ppg, 0.9 apg).

That group is bolstered by a freshman class rated among the top 20 in the nation, including 6-8 post player Robert Carter (Thomasville, Ga.), 6-5 wing Marcus Hunt (College Park, Ga.), 6-3 shooting guard Chris Bolden (Suwanee, Ga.) and 6-1 point guard Corey Heyward (Duluth, Ga.).

## Frontcourt Depth a Key

Daniel Miller and Kammeon Holsey, the only two Tech players to start all 31 games last year, are part of a deep front court group that is expected to be the strength of the Yellow Jackets' team.

Both red-shirt juniors in their fourth year in the Tech program, they made dynamic improvements from their freshman seasons, combining to score 17.5 points and grab 11.4 rebounds per game while hitting a combined 54.2 percent of their shots from the floor.

With increased minutes from Holsey (14.4 to 24.3) and Miller (25.7 to 30.0), Tech improved from ranking 222nd nationally in field goal percentage defense (.440) to 35th a year ago (.403).

Julian Royal, a 6-8 sophomore who averaged 4.4 points but became a more integral part of the bench effort as the year wore on, has grown an inch and put on weight and strength and is expected to be more of a factor off the bench. They are joined by one of the nation's top-rated high school players in 6-8 Robert Carter, who is expected to challenge for major minutes.

## Worth Noting

- 13 of the 14 players on Georgia Tech's roster are from the state of Georgia, an all-time high.
- Georgia Tech returns 82 percent of its scoring and 78 percent of its rebounding from a year ago.
- Tech's primary goals last season were to play solid team defense, win the rebounding battle, and be efficient on offense. The Yellow Jackets had a +3.5 edge in rebounding last season and won that battle in 18 of 31 games.
- The Yellow Jackets ranked 4th in the ACC (35th nationally, an improvement from 222nd the year before) in field goal percentage defense (40.3

## Georgia Tech At-A-Glance

### STARTERS RETURNING

Name	Pos.	Ht.	Wt.	Cl.	PPG	RPG
Kammeon Holsey	F	6-8 1/2	231	r-Jr.	9.4	4.9
started all 31 games, 59% FG (51.8% in ACC games)						
Daniel Miller	C	6-11 1/2	257	r-Jr.	8.1	6.5
started every game of his Tech career, 52.6% FG in ACC games						
Jason Morris	G	6-5 1/2	224	Jr.	7.8	3.3
started 21 games, double figures in 11 games						
Brandon Reed	G	6-3 1/2	182	r-Jr.	7.5	3.2
started 29 games, 9 games in double figures, 6.8 ppg vs. ACC						
Mfon Udofia	G	6-2	195	Sr.	9.9	3.4
double figures in 15 games, 55/42 A/TO ratio in ACC games						

### STARTERS LOST - none

### KEY LETTERWINNERS RETURNING

Name	Pos.	Ht.	Wt.	Cl.	PPG	RPG
Pierre Jordan	G	6-0	165	Gr.	1.5	0.9
Graduate transfer from FSU played 28 games as backup PG						
Julian Royal	F	6-8	243	So.	4.4	2.4
top frontcourt reserve played in 30 games						

### KEY LETTERWINNERS LOST

Name	Pos.	Ht.	Wt.	Cl.	PPG	RPG
Nick Foreman	G	6-3	210	Sr.	1.5	1.2
defensive specialist who played in 30 games						
Nate Hicks	C	6-10	218	So.	1.1	2.1
played in 23 games, transferring to Florida Gulf Coast University						
Glen Rice, Jr.	G	6-5	206	Jr.	13.0	6.7
DNP last 6 games, transferring to another school						

### ROSTER ADDITIONS

Name	Pos.	Ht.	Wt.	Cl.	PPG	RPG
Chris Bolden	G	6-3	209	Fr.	--	--
Suwanee, Ga. (North Gwinnett HS)						
Robert Carter	F	6-8	245	Fr.	--	--
Thomasville, Ga. (Shiloh HS)						
Corey Heyward	G	6-1	214	Fr.	--	--
Duluth, Ga. (Peachtree Ridge HS/Hargrave Military Academy)						
Marcus Hunt	G/F	6-5	218	Fr.	--	--
College Park, Ga. (North Clayton HS)						
Stacey Poole#	G	6-4 1/2	186	So.	0.3	0.5
Jacksonville, Fla. (Providence HS/Kentucky)						
#becomes eligible following fall semester, 2012						

pct.) and 4th in scoring defense (59th nationally, 62.6 ppg). Tech held 15 opponents under 40 percent from the field, and held 13 teams under 60 points.

• Tech gave up 62.6 points per game last year, which was the program's fifth-lowest yield going back to the 1955-56 season, the first year statistics are available. Only one other Tech team (1984-85, 59.4 ppg) gave up fewer points per game vs. the ACC than did last year's team (65.5).

• Tech shared the ball much better since the beginning of February, assisting on 57.1 percent of its baskets, compared to 49.0 percent for the entire ACC schedule and 48.6 percent for the entire season.

• Tech found the going difficult on the offensive end throughout the conference schedule with a few exceptions. The Yellow Jackets shot a season-high 58.3 percent in an overtime loss at Virginia Tech on F18, shot 49.1 percent against Duke on J7, 51 percent at NC State on J11 and 45.6 percent at North Carolina on J29. Tech averaged 77.5 points in those games.

• Altogether, however, Tech managed to score just 58.6 points against the conference (not including the 36 points vs. Miami in the ACC Tournament), which was an all-time low for Tech in the shot clock era, and converted just 41 percent of its field goals. Tech was held under 40 points in a game three times and under 60 points 10 times.

• Conversely, Tech managed to put together some excellent second halves of offense in ACC games. The Jackets have shot 46 percent or better from the floor in the second half of 10 conference games, including a 52.6 effort on F25 in their win over Maryland.

• Tech's returning players for 2012-13 have combined for 12 ACC Tournament starts and 484 total minutes. Mfon Udofia has played 103 minutes in seven ACC Tournament games.

• Since the last ACC expansion, Wake Forest and Clemson have been

# GEORGIA TECH NOTEBOOK

Tech's annual home-and-away rivals in scheduling. Beginning this year, only Clemson will be a permanent home-and-away opponent for the Jackets.

- Head coach Brian Gregory utilized seven different starting lineups last season. Only two Tech players - Kammeon Holsey and Daniel Miller - started every game.

- Tech's most frequently used starting five was Mfon Udofia, Jason Morris, Brandon Reed, Kammeon Holsey and Daniel Miller (17 of Tech's 31 games).

- Wing players Glen Rice, Jr., and Jason Morris started together only twice (Miami and North Carolina on Jan. 24 and 29).

- With Daniel Miller jumping center, Tech controlled the opening tip in 23 of 31 games.

- Like his two predecessors, Brian Gregory captured his first career ACC victory on the road (82-71 over NC State on Jan. 11). Bobby Cremins defeated Maryland for his first, 45-43 on Dec. 23, 1981, while Paul Hewitt won at Virginia, 73-68, on Jan. 9, 2000.

## Personnel Bits

- 6-8 1/2 sophomore Kammeon Holsey scored in double figures in six of his last 9 regular season games, leading Tech in scoring in four of those. He averaged 12.5 points on 55.9% shooting (38-for-68) and has gone 24-for-35 (68.6%) from the foul line over that stretch.

- Holsey, who recorded his first career double-double against Maryland (16 pts, 10 reb) on F25, led Tech in field goal percentage in all games (59.0%) and was second in ACC games (51.8%).

- 6-11 1/2 sophomore center Daniel Miller scored in double figures in eight of his last nine regular season games, averaging 10.1 points and 7.0 rebounds. Miller has hit 41-of-68 (60.3%) shots from the floor, 8-for-10 from the foul line. He has 20 blocked shots, nine assists and nine steals.

- Holsey (11.4 ppg) and Miller (10.1) ranked 1 and 2 for Tech in scoring after Feb. 1 and were a combined 57.6% from the floor and 70.8% from the foul line.

- 6-2 point guard Mfon Udofia had a career-high nine assists with just three turnovers against Maryland and played good defense on the ACC's leading scorer, Terrell Stoglin (18 pts on 5-17 shooting). He had five assists and one turnover to go with 15 points on M3 against Wake Forest.

- Udofia had 38 assists and 18 turnovers in his last eight regular season games.

- Udofia and backup point guard Pierre Jordan had just 20 turnovers between them in the last eight regular season games.

- Freshman Corey Heyward tore the ACL in his left knee in July, had surgery in August and is undergoing rehab. It is hoped the 6-1 guard might get back on the court in February.

## Tech's ACC Tournament History

Georgia Tech has played in 33 ACC Tournaments, and has a 24-30 all-time record in the event. The Yellow Jackets have won three championships, in 1985 (Atlanta), 1990 (Charlotte) and 1993 (Charlotte).

Tech has been a runner-up four times (1986, 1996, 2005, 2010). The 1986, 1996 and 2010 runs to the finals occurred in Greensboro.

Tech is 6-4 in ACC Tournament games played in Atlanta, going 4-2 in three tournaments at the Omni, including the 1985 title, and 2-2 in two tournaments at the Georgia Dome.

Tech was 0-2 in the ACC Tournament under coach Dwane Morrison, 15-16 under Bobby Cremins (including all three titles) and 9-11 record under Paul Hewitt (including runner-up finishes in 2005 and 2010).

Tech has been the No. 11 seed twice before (2006, 2011) and has failed to win either time. The Jackets are 3-5 when opening the tournament on Thursday.

## ACC Expands Schedule in 2012-13

The Atlantic Coast Conference has implemented an 18-game conference schedule for the first time this season.

ACC schools have played a 16-game schedule since the 1991-92 season, when Florida State joined the conference, and played every team twice (home and away) until Miami and Virginia Tech joined the ACC for the 2004-05 season.

The league will grow to 14 schools when Pittsburgh and Syracuse, which accepted invitations to become members last summer, begin competition in the 2013-14 academic year.

When Pitt and Syracuse join, each school will have one primary partner (Boston College and Syracuse; Clemson and Georgia Tech; Duke and North Carolina; Florida State and Miami; Maryland and Pitt; NC State and Wake Forest; Virginia and Virginia Tech).

The scheduling model will be based on a three-year cycle during which teams will play every league opponent at least once with the primary partners playing home and away annually while the other 12 rotate in groups of four: one year both home and away; one year at home only; and one year away only. Over the course of the three-year cycle primary partners play a total of six times and all other conference opponents play four times.

The format allows each program to see opponents with more regularity and creates an increase in competitive balance throughout the teams.

It was determined that all 14 league members will continue to compete in the ACC Men's and Women's Tournaments and a decision on the Tournament formats will be announced at a later date.

## Schedule Notes

- Georgia Tech is beginning its 34th season as a member of the Atlantic Coast Conference. Tech was a member of the SEC for 32 years.

- Since Tech joined the ACC in 1979, it has played as many as four non-conference road games only twice, in 2007-08 and last season. Tech's only non-conference game on an opponent's home court this season will be Nov. 28 at Illinois.

- Tech is 9-6 on the home floors of non-BCS opponents since 2000 (1-2 mark last year).

## Boardwork Empire

One of the cornerstones of head coach Brian Gregory's philosophy is that everybody rebounds and Tech wins the rebounding battle every game.

- Tech ranked 3rd in the ACC and 60th nationally in rebound margin (+3.5), a category in which the Jackets had led the ACC through the Christmas break. Tech was 6th in the ACC in rebound average (35.1 per game) and 2nd in rebound defense (31.6).

- Tech outrebounded 18 of its 31 opponents, with one tie, for the season, and nine of its 17 ACC opponents. Fordham, Virginia and Wake Forest were the only teams to outrebound the Yellow Jackets by a significant margin.

- Six Tech players averaged better than 3.0 rebounds per game.

- Tech's 11.0 offensive rebounds per game were the 9th most in the ACC, and the Jackets converted those into 334 2nd-chance points (10.8 per game).

- Tech won the rebounding battle in 9 of its 11 wins this season, and was 1-10 last season when it lost the rebounding battle.

## Case for Tech's Defense

- Tech gave up 62.6 points per game last year, which was the program's fifth lowest yield going back to the 1955-56 season, the first year statistics are available. Only one other Tech team (1984-85, 59.4 ppg) had given up fewer points per game vs. the ACC than did this year's team (65.5).

- Only three Tech teams since 1960 limited teams to a lower field goal percentage than this

## Tech Team Statistics

Statistic	2011-12	ACC	NCAA*	Pct.#
Scoring offense	60.2	11th	313th	80.2
Scoring defense	62.6	4th	59th	n/a
Scoring margin	-2.4	10th	239th	n/a
Field goal pct.	.427	9th	203rd	
Field goal pct. def.	.403	4th	35th	n/a
3-pt FG pct.	.312	12th	259th	.301
3-pt FG made	5.1	11th	273rd	71.5
3-pt FG pct. def.	.347	9th	194th	n/a
3-pt FG allowed	6.4	8th	n/a	n/a
Free throw pct.	.654	12th	281st	.665
FT made per game	9.9	12th	n/a	83.8
Rebounds per game	35.1	6th	n/a	70.2
Rebound margin	+3.5	3rd	60th	n/a
Assists per game	11.0	11th	298th	81.2
Turnover margin	-3.3	12th	321st	n/a
Assist/TO ratio	0.8	11th	300th	n/a
Turnovers	14.5	10th	243rd	82.6
Blocks per game	4.9	3rd	26th	69.1
Steals per game	5.2	10th	294th	75.8
Fewest fouls per game	16.5	n/a	53rd	74.1

\*out of 338 teams ranked

n/a = no ranking available

# = percentage returning for 2012-13

# GEORGIA TECH NOTEBOOK

year's team (40.3%). Only four Tech teams in the ACC era posted a better field goal percentage yield against the conference (43.2% last year).

- Tech ranked 4th in the conference in scoring defense (59th nationally) and 4th in field goal percentage defense (35th nationally) and 3rd in blocked shots (26th nationally).
- Only three opponents shot 50 percent from the floor against Tech, two of those occurred at Philips Arena (Northwestern and Alabama).
- Tech held 13 teams (five ACC teams) under 60 points and allowed only six to score as many as 70.
- The Yellow Jackets held 15 foes under 40 percent from the floor.

## Offensive Highlights

- Tech shot 50 percent in the 2nd half of games 13 times last season, including 66.7% in the 2nd half at Virginia Tech and 52.6% in the 2nd half against Maryland in its last five games.
- Tech bettered its FG pct. by more than nine percent from the 1st to the 2nd half 11 times in its last 14 games.
- Though Tech did not shoot the ball well from the outside overall last year (last in the ACC), the Yellow Jackets had their moments and good stretches. Tech shot 35 percent or better from beyond the arc nine times in ACC games.
- When Tech placed five players in double figures in scoring last season, the Yellow Jackets scored significant wins, all away from home (VCU, Georgia, NC State), and came 3.5 seconds from winning a fourth (Virginia Tech). Tech shot 50 percent or better in each of those games.
- Tech was 7-1 last season when it shot 50 percent from the floor.
- Tech averaged 58.6 points per game in conference play. In the shot clock era (1986-87 to the present), the Yellow Jackets' lowest scoring output had been 60.1 ppg in 1996-97.
- Tech shot better than 50 percent from the floor in eight games in 2011-12. Tech never hit that number in 2010-11, and had gone 35 straight games without doing so before last year's opener.

## Streaks of Note

- Daniel Miller has started 62 consecutive games, the team's longest streak. He is the only returning player to start every game the last two seasons. He has not missed a game in his Tech career.
- Tech has made at least one 3-point field goal in 228 straight games, dating back to an 0-for-5 effort against Duke on Feb. 23, 2005. The Jackets came close to breaking that streak twice this season - Saint Joseph's (1-for-12) and Virginia (1-for-15).

## Notable Career Milestones

- Kammeon Holsey needs seven points to reach 400 for his career.
- Daniel Miller needs 11 points to reach 400 for his career.
- Miller has reached 6th place in career blocked shots at Tech (142). He needs 15 to catch Luke Schenscher (157) for 5th place.

## Tech's Freshman Class one of Nation's Best

Before Georgia Tech had even played its first game under new head coach Brian Gregory, the Yellow Jackets attracted three highly-touted high school players from the Atlanta area and signed them to letters-of-intent to join the program in 2012-13.

**Chris Bolden**, a 6-3 guard from North Gwinnett High School in Suwanee, Ga., **Robert Carter**, a 6-8 forward from Shiloh High School in Snellville, Ga., and **Marcus Hunt**, a 6-5 forward from North Clayton High School in College Park, Ga.

All three earned all-state honors in 2011-12 by the Atlanta Journal-Constitution. Carter was the highest ranked of the three, No. 21 nationally in the ESPN100 rankings. Hunt was No. 59 overall in the ESPN100 list, while Bolden was No. 107 in the Rivals150.

The Jackets added a fourth signee, also from the

Atlanta area, in the spring in 6-1 guard Corey Heyward, who prepped at Hargrave Military Academy in Virginia after an all-state career at Peachtree Ridge High School in Gwinnett County.

Rivals had Tech's signing class ranked 14th nationally, while ESPN rated the class as the nation's 20th best.

Tech also added Stacey Poole, a 6-4 guard from Jacksonville, Fla., who played the 2010-11 season at Kentucky, and transferred at Georgia Tech for the spring semester last January. Poole will be eligible to play for the Yellow Jackets following the fall, 2012 semester at Tech. He will have 2 ½ years of eligibility remaining.

## Jackets on NBA Rosters

Georgia Tech's roster of NBA players stands at seven for the 2012-13 season.

Iman Shumpert is the newest Tech alum in the NBA, drafted 17th overall by the New York Knicks in June, 2012, and was a key member of that club before injuring his knee.

The list included 3rd-year forward Derrick Favors. Favors was the third overall pick in the 2011 NBA Draft by the New Jersey Nets, and is now playing with the Utah Jazz.

Chris Bosh, first-round draft choice by the Toronto Raptors in 2003, signed a free agent contract in 2011 with the Miami Heat and helped that team to the 2012 NBA Championship. Anthony Morrow, a free agent signee out of Tech by the Golden State Warriors in 2008, was signed in 2011 by the New Jersey Nets and was traded to the Atlanta Hawks last summer.

Forward Thaddeus Young, the 12th overall pick in 2007, is in his sixth season with the Philadelphia 76ers. Guard Jarrett Jack, a seven-year NBA veteran originally drafted by Portland in 2005, was traded to Golden State during the off-season.

Will Bynum, a member of Tech's 2004 Final Four squad, will play his fifth season with Detroit.

## Tech's NCAA Tournament History

Georgia Tech played in the NCAA Tournament five times in 11 seasons under head coach Paul Hewitt and has played in the event 16 times in the history of the program. Fourteen of those appearances have occurred since 1985.

Tech has a record of 23-16 in NCAA Tournament play, highlighted by its 2004 trip to the NCAA title game as well as a Final Four berth in 1990. The Yellow Jackets have reached the NCAA Sweet 16 seven times (1960, 1985, 1986, 1990, 1992, 1996, 2004).

The 2004 and 2005 appearances were the Yellow Jackets' first back-to-back appearances since Bobby Cremins led the Institute to the Big Dance nine straight years from 1985-93.

Georgia Tech has won at least one game in 11 of its 16 NCAA Tournament appearances.

## Tech in the ACC-Big Ten Challenge

Georgia Tech holds a 4-8 mark in the ACC-Big Ten Challenge, and has lost its last four straight in the crossover series after dropping a 76-60 decision to Northwestern in 2011 at Philips Arena.

Tech has played six "home" games in the series, including the very first in 1999, an 80-77 loss to Michigan at Philips Arena. Four of the games were played at Alexander Memorial Coliseum, where Tech defeated Wisconsin (2001) and Michigan (2004) and went 1-1 against Penn State (2006, 2008).

The Yellow Jackets have a 1-5 mark in ACC-Big Ten Challenge games on the road. The Yellow Jackets' only road win in the series occurred in 2003, a 73-53 win at Ohio State the year in which Tech reached the NCAA Championship game. Tech also has visited Minnesota, Michigan State and Indiana.

## Georgia Tech Basketball by the Numbers

1	SEC Championships
1	NCAA Post-Graduate Scholar
1	Naismith Award winner
2	Final Four appearances
2	ACC regular-season titles
2	ACC Players of the Year
2	National Freshmen of the Year
3	ACC Championships
3	Years a Member of the Metro Conference
5	First-team All-America players
6	Jersey numbers retired
6	Academic All-Americans
7	NCAA Sweet 16 appearances
8	Wins over teams ranked No. 1
8	NBA lottery picks
12	ACC Rookie of the Year honorees
13	Head coaches in program history
16	NCAA Tournament berths
18	NBA first-round draft picks
23	Total post-season berths (NCAA and NIT)
32	Years a Member of the SEC
33	Years a Member of the ACC
45	Players taken in the NBA Draft
46	Players selected All-ACC
228	Weeks Ranked in Either AP or Coaches Poll



# McCAMISH PAVILION



**T**he re-building of Georgia Tech's basketball program under head coach Brian Gregory coincides with the dawning of a new era in Yellow Jackets' basketball, marked by the opening of McCamish Pavilion.

Occupying the same footprint on the corner of 10th and Fowler Streets as the historic Alexander Memorial Coliseum, which hosted Tech basketball games for 55 years, McCamish Pavilion opened its doors Nov. 9, 2012 when the Tech men hosted Tulane, and two days later the Tech women hosted Tennessee.

Ground was broken for the construction of Tech's new on-campus arena on May 5, 2011, and 18 months later, the Yellow Jackets had a state-of-the-art building with 8,600 seats and a luxurious club area, which provides a cozy view of the court. The lower level seating bowl has 6,935 seats, and the new balcony level seating has 1,665 seats.

Another feature in McCamish Pavilion is the main concourse, which opens into the interior bowl, allowing spectators to view the game as they walk to and from concessions and rest rooms, which are all located on the outside of the concourse. The balcony level seating has its own concourses with rest rooms and concessions.

The building features a new center-hung scoreboard, with video screens on four sides and a circular message board underneath. The balcony level facing has a 360-degree ribbon board for messaging and graphics.

Nearly the entire structure is brand-new, with the one notable exception being the familiar dome of Alexander Memorial Coliseum and its 32 steel ribs, which stayed in place and provided the skeleton for the new structure. A new roof

was installed, and the ribs and the ceiling were re-painted. Around the concourses, pieces of the former AMC court have been inlaid into the ribs.

A courtyard was created outside the West entrance to honor William Alexander, the legendary Tech football coach and director of athletics who led the drive to build Alexander Memorial Coliseum in the 1950s.

The new court remains named for legendary basketball coach Bobby Cremins, who led the Tech men's team from 1981-2000 and compiled a record of 354-237 with three Atlantic Coast Conference championships and 10 NCAA Tournament appearances in 19 seasons.

The grand entrance to McCamish Pavilion, which faces the corner of 10th and Fowler Streets, includes graphics presentations recognizing Tech's retired jerseys of Roger Kaiser, Rich Yunkus, Mark Price, John Salley, Tom Hammonds and Matt Harpring, as well as coaches Whack Hyder and Cremins, and longtime radio announcer Al Ciraldo. Tech's NCAA Final Four teams of 1990 and 2004 are also recognized in the main entrance.

McCamish Pavilion was the first project in what became a major transformation of the Fowler Street entrance to the Georgia Tech campus. Across the street is the Yellow Jackets' new tennis facility, the Ken Byers Tennis Complex, which will open in January of 2013.

McCamish Pavilion is named for Hank McCamish, a long-time insurance executive in the Atlanta area whose family provided the lead gift for the \$50 million facility. Whiting-Turner Contracting was the general contractor for the project, which was designed by architecture firm Populous.

## Just the Facts

**Name:** McCamish Pavilion (mc-CAME-ish), named for Atlanta insurance executive Hank McCamish who gave the lead gift for the facility

**Capacity:** approximately 8,600 (6935 court level, 1665 balcony level)

**Cost:** \$50 million

**Contractor:** Whiting-Turner

**Architect:** Populous

**Cremins Court:** the court remains named for the former Tech head coach

**Alexander Courtyard:** located at the Fowler Street entrance, honors the former Tech director of athletics and the history of the former Tech home arena named for him

**Grand entrance:** 10th and Fowler Streets, foyer includes graphic representations of retired jerseys and Tech's two Final Four appearances

**Other entrances:** West entrance off Fowler Street (students and media), East entrance from main arena parking (for club patrons)

**Features:** center-hung scoreboard and video boards, mezzanine fascia ribbon boards, theatrical lighting, primarily chairback seating, club area

**Groundbreaking:** May 5, 2011

**Opening:** October, 2012

**First public event:** Oct. 21, Jacket Jam (men's and women's scrimmages plus other activities)

**First men's game:** Nov. 9 vs. Tulane

**First women's game:** Nov. 11 vs. Tennessee

## Other Highlights

- 2,500 cubic yards of concrete removed
- 3,000 cubic yards of concrete installed
- 500 tons of new steel installed
- Over 1 mile of new railing installed
- 20,000 gallons of paint used
- 2,000 feet of new mechanical piping
- 2,500 feet of new ductwork
- \$4M in new audio-visual and scoreboards
- 50 TV's throughout the concourse and Callaway Club
- Farthest distance material has traveled to get on site: 4,835 miles
- Shortest distance material has traveled to get on site: 1 mile
- Number of Tech alumni involved in the project: Over 100
- Number of days construction will take: 520
- Number of 1950's old style Coke bottles found while installing the underground foundations: 11
- Number of new staircases: 13
- Number of new sports lights for the competition floor: Over 300
- 270-degree court view from concourse

# ZELNAK CENTER / LUCK BUILDING



**W**ith an eye toward helping Georgia Tech's basketball teams with their practice scheduling and provide better resources for skill development, the Yellow Jackets now have a 20,000-square-foot basketball practice facility called the Zelnaq Center.

Ground was broken for the facility in April of 2009, and the building opened in October of that year.

Spurred by a lead gift from Steve and Judy Zelnaq, the facility was built at a cost of \$5 million and was built in a span of six months and opened in time for the beginning of pre-season practice in October of 2009. Zelnaq is chairman, president and chief executive officer of Martin Marietta Materials in Raleigh, N.C., and a current member of the Georgia Tech Advisory Board.

The Zelnaq Center is connected to the southeast side of the McCamish Pavilion and includes one full-size court with eight baskets, a 24-seat theater for video instruction and the 2,500-square-foot Robert A. Anclien Strength and Conditioning Center. Heery International was the architect for the project, and Gay Construction Company of Atlanta was the contractor.

The James K. Luck Building, which opened in 1987, is a two-story complex located adjacent to McCamish Pavilion and houses the Yellow Jackets' locker room, a brand-new game room, a reception area and offices for the Tech coaching staff.

The locker room underwent a major renovation this summer, and what formerly served as a weight room for the Yellow Jackets has been converted into a game room compete with flat screen televisions, table tennis and billiards.

Tech's Class of 1961 raised the money and led the effort to build the \$1 million annex in celebration of its 25th anniversary.

The building is named for Jim Luck, the late Tech assistant director of athletics who spearheaded construction of the facility. Luck, a Tech graduate and a member of the Institute's Sports Hall of Fame, served as an assistant football coach for 22 years and head baseball coach for 20 years before moving into administration.

# 2011-12 STATISTICS

## ALL GAMES (11-20 / 3-7 PHILIPS ARENA, 4-1 ARENA AT GWINNETT, 3-9 AWAY, 1-3 NEUTRAL)

Player	GP-GS	Min-Avg	FG- FGA	Pct	3FG- FGA	Pct	FT- FTA	Pct	Off- Def	Tot	Avg	PF-dq	A	TO	Blk	Stl	Pts	Avg
Rice,Glen	21-10	628-29.9	102- 223	.457	30- 90	.333	40- 66	.606	41- 100	141	6.7	50-1	48	48	18	28	274	13.0
Udofia,Mfon	31-30	985-31.8	102- 266	.383	35- 109	.321	67- 101	.663	27- 79	106	3.4	76-0	88	85	3	16	306	9.9
Holsey,Kammeon	31-31	754-24.3	121- 205	.590	0- 0	.000	48- 91	.527	71- 81	152	4.9	89-2	27	69	12	19	290	9.4
Miller,Daniel	31-31	930-30.0	110- 221	.498	0- 0	.000	32- 42	.762	58- 145	203	6.5	52-1	46	51	75	29	252	8.1
Morris,Jason	31-20	764-24.6	85- 246	.346	28- 96	.292	43- 61	.705	22- 80	102	3.3	55-1	35	58	15	15	241	7.8
Reed,Brandon	31-28	796-25.7	78- 229	.341	34- 122	.279	44- 60	.733	12- 88	100	3.2	31-0	38	59	1	25	234	7.5
Royal,Julian	30-0	479-16.0	50- 115	.435	11- 29	.379	21- 29	.724	35- 38	73	2.4	45-0	18	28	8	8	132	4.4
Foreman,Nick	30-3	324-10.8	16- 39	.410	10- 26	.385	4- 7	.571	9- 26	35	1.2	53-0	8	10	5	9	46	1.5
Jordan,Pierre	28-1	323-11.5	17- 48	.354	5- 18	.278	3- 4	.750	1- 25	26	0.9	35-0	24	20	2	10	42	1.5
Craig,Derek	11-1	47-4.3	5- 18	.278	3- 13	.231	2- 2	1.000	1- 5	6	0.5	4-0	4	1	0	1	15	1.4
Moore,McPherson	5-0	12-2.4	2- 4	.500	2- 3	.667	0- 0	.000	0- 0	0	0.0	2-0	0	1	2	0	6	1.2
Hicks,Nate	23-0	177-7.7	11- 21	.524	0- 0	.000	4- 8	.500	14- 34	48	2.1	21-0	3	11	11	1	26	1.1
Spain,D.J.	2-0	3-1.5	1- 2	.500	0- 0	.000	0- 0	.000	1- 0	1	0.5	0-0	1	1	0	0	2	1.0
Peek,Aaron	4-0	3-0.8	0- 2	.000	0- 1	.000	0- 0	.000	0- 1	1	0.3	0-0	0	0	0	0	0	0.0
TEAM.....									48- 45	93	3.0		6				0	
Total.....	31		700- 1639	.427	158- 507	.312	308- 471	.654	340- 747	1087	35.1	513-5	340	448	152	161	1866	60.2
Opponents.....	31		669- 1658	.403	199- 573	.347	403- 560	.720	306- 674	980	31.6	490-11	376	347	103	211	1940	62.6

## ACC GAMES ONLY (4-12 / 3-5 PHILIPS ARENA, 1-7 AWAY)

Player	GP-GS	Min-Avg	FG- FGA	Pct	3FG- FGA	Pct	FT- FTA	Pct	Off- Def	Tot	Avg	PF-dq	A	TO	Blk	Stl	Pts	Avg
Rice,Glen	10-4	305-30.5	48- 113	.425	17- 45	.378	24- 41	.585	19- 47	66	6.6	28-0	19	22	6	10	137	13.7
Holsey,Kammeon	16-16	412-25.8	57- 110	.518	0- 0	.000	38- 59	.644	38- 44	82	5.1	46-1	14	31	7	14	152	9.5
Udofia,Mfon	16-16	531-33.2	53- 140	.379	20- 58	.345	24- 39	.615	12- 48	60	3.8	36-0	54	37	1	10	150	9.4
Miller,Daniel	16-16	482-30.1	60- 115	.522	0- 0	.000	12- 15	.800	27- 63	90	5.6	30-1	16	25	31	17	132	8.3
Morris,Jason	16-12	398-24.9	42- 125	.336	15- 51	.294	15- 25	.600	12- 34	46	2.9	31-0	20	34	6	6	114	7.1
Reed,Brandon	16-13	399-24.9	32- 108	.296	17- 62	.274	28- 32	.875	6- 40	46	2.9	19-0	20	25	1	14	109	6.8
Royal,Julian	16-0	297-18.6	33- 72	.458	10- 22	.455	6- 9	.667	23- 21	44	2.8	26-0	6	18	4	5	82	5.1
Craig,Derek	4-1	26-6.5	4- 13	.308	3- 9	.333	0- 0	.000	1- 1	2	0.5	1-0	2	0	0	1	11	2.8
Jordan,Pierre	16-1	186-11.6	9- 25	.360	4- 12	.333	1- 2	.500	1- 13	14	0.9	19-0	14	11	1	5	23	1.4
Foreman,Nick	15-1	115-7.7	6- 17	.353	5- 13	.385	3- 4	.750	2- 12	14	0.9	24-0	4	5	1	3	20	1.3
Hicks,Nate	10-0	68-6.8	3- 8	.375	0- 0	.000	1- 4	.250	6- 12	18	1.8	5-0	1	5	4	1	7	0.7
Moore,McPherson	2-0	5-2.5	0- 0	.000	0- 0	.000	0- 0	.000	0- 0	0	0.0	1-0	0	1	1	0	0	0.0
Peek,Aaron	2-0	1-0.5	0- 0	.000	0- 0	.000	0- 0	.000	0- 0	0	0.0	0-0	0	0	0	0	0	0.0
TEAM.....									28- 16	44	2.8		2					
Total.....	16		347- 846	.410	91- 272	.335	152- 230	.661	175- 351	526	32.9	266-2	170	216	63	86	937	58.6
Opponents.....	16		358- 828	.432	113- 291	.388	219- 295	.742	144- 358	502	31.4	246-4	201	172	58	96	1048	65.5

### Team Statistics

GT	Opp	
SCORING.....	1866	1940
Points per game.....	60.2	62.6
Scoring margin.....	-2.4	-
FIELD GOALS-ATT.....	700-1639	669-1658
Field goal pct.....	.427	.403
3 POINT FG-ATT.....	158-507	199-573
3-point FG pct.....	.312	.347
3-pt FG made per game.....	5.1	6.4
FREE THROWS-ATT.....	308-471	403-560
Free throw pct.....	.654	.720
F-Throws made per game.....	9.9	13.0
REBOUNDS.....	1087	980
Rebounds per game.....	35.1	31.6
Rebounding margin.....	+3.5	-
ASSISTS.....	340	376
Assists per game.....	11.0	12.1
TURNOVERS.....	448	347
Turnovers per game.....	14.5	11.2
Turnover margin.....	-3.3	-
Assist/turnover ratio.....	0.8	1.1
STEALS.....	161	211
Steals per game.....	5.2	6.8
BLOCKS.....	152	103
Blocks per game.....	4.9	3.3
ATTENDANCE.....	73933	134323
Home games-Avg/Game.....	15-4929	12-8768

SCORE BY PERIODS:	1st	2nd	OT	Total
Georgia Tech	833	1025	8	1866
Opponents	915	1016	9	1940

### GEORGIA TECH'S LARGEST ...

LEAD	Overall: 37 (88-51 at 2:25 left-2H vs. Florida A&M, 11/11)
ACC: 18 (77-59 at 1:47 left-2H at NC State, 1/11)	
DEFICIT	Overall: 32 (70-38 final vs. Virginia, 1/19)
ACC: 32 (70-38 final vs. Virginia, 1/19)	
MARGIN OF VICTORY	Overall: 33 (92-59 vs. Florida A&M, 11/11)
ACC: 11 (82-71 at NC State, 1/11)	
MARGIN OF DEFEAT	Overall: 32 (70-38 vs. Virginia, 1/19)
ACC: 32 (70-38 vs. Virginia, 1/19)	
HALFTIME LEAD	Overall: 19 (37-18 vs. Siena, 11/23)
ACC: 11 (40-29 at NC State, 1/11)	
HALFTIME DEFICIT	Overall: 20 (52-32 at North Carolina, 1/29)
ACC: 20 (52-32 at North Carolina, 1/29)	
HOME CROWD	Overall: 9,277 (vs. Duke, 1/7)
ACC: 9,277 (vs. Duke, 1/7)	
ROAD CROWD	Overall: 21,017 (at North Carolina, 1/29)
ACC: 21,017 (at North Carolina, 1/29)	
NEUTRAL CROWD	Overall: 19,520 (vs. Miami, ACC Tournament, 3/8)
ACC: 19,520 (vs. Miami, ACC Tournament, 3/8)	

### Vs. ACC

GT	Opp	
SCORING.....	937	1048
Points per game.....	58.6	65.5
Scoring margin.....	-6.9	-
FIELD GOALS-ATT.....	347-846	358-828
Field goal pct.....	.410	.432
3 POINT FG-ATT.....	91-272	113-291
3-point FG pct.....	.335	.388
3-pt FG made per game.....	5.7	7.1
FREE THROWS-ATT.....	152-230	219-295
Free throw pct.....	.661	.742
F-Throws made per game.....	9.5	13.7
REBOUNDS.....	526	502
Rebounds per game.....	32.9	31.4
Rebounding margin.....	+1.5	-
ASSISTS.....	170	201
Assists per game.....	10.6	12.6
TURNOVERS.....	216	172
Turnovers per game.....	13.5	10.8
Turnover margin.....	-2.7	-
Assist/turnover ratio.....	0.8	1.2
STEALS.....	86	96
Steals per game.....	5.4	6.0
BLOCKS.....	63	58
Blocks per game.....	3.9	3.6
ATTENDANCE.....	49552	87711
Home games-Avg/Game.....	8-6194	8-10964

SCORE BY PERIODS:	1st	2nd	OT	Total
Georgia Tech	404	525	8	937
Opponents	495	544	9	1048

# 2011-12 STATISTICAL BREAKDOWN

## GAMES AT PHILIPS ARENA (3-8 RECORD)

Player	GP-GS	Min-Avg	FG- FGA	Pct	3FG- FGA	Pct	FT- FTA	Pct	Off- Def	Tot	Avg	PF-dq	A	TO	Blk	Stl	Pts	Avg
Rice,Glen	7-2	209-29.9	34- 89	.382	10- 31	.323	11- 21	.524	17- 27	44	6.3	13-0	15	10	1	9	89	12.7
Holsey,Kammeon	11-11	277-25.2	42- 76	.553	0- 0	.000	21- 41	.512	27- 35	62	5.6	32-1	8	24	3	7	105	9.5
Udofia,Mfon	11-11	356-32.4	35- 92	.380	10- 37	.270	17- 32	.531	9- 27	36	3.3	25-0	37	27	0	6	97	8.8
Morris,Jason	11-8	284-25.8	26- 86	.302	9- 32	.281	16- 23	.696	9- 19	28	2.5	12-0	12	20	1	4	77	7.0
Miller,Daniel	11-11	314-28.5	32- 62	.516	0- 0	.000	7- 12	.583	17- 48	65	5.9	21-1	17	22	22	11	71	6.5
Reed,Brandon	11-9	263-23.9	19- 69	.275	8- 39	.205	12- 14	.857	7- 22	29	2.6	6-0	13	13	1	9	58	5.3
Royal,Julian	10-0	191-19.1	21- 51	.412	3- 15	.200	6- 8	.750	17- 15	32	3.2	19-0	7	14	2	2	51	5.1
Foreman,Nick	10-2	100-10.0	5- 12	.417	3- 9	.333	2- 2	1.000	0- 9	9	0.9	16-0	1	4	1	4	15	1.5
Craig,Derek	5-1	27-5.4	2- 10	.200	1- 6	.167	0- 0	.000	1- 2	3	0.6	1-0	2	1	0	1	5	1.0
Jordan,Pierre	11-0	120-10.9	4- 18	.222	0- 7	.000	0- 0	.000	1- 6	7	0.6	12-0	8	6	2	4	8	0.7
Hicks,Nate	7-0	53-7.6	0- 5	.000	0- 0	.000	1- 4	.250	3- 9	12	1.7	8-0	1	3	4	0	1	0.1
Peek,Aaron	2-0	1-0.5	0- 0	.000	0- 0	.000	0- 0	.000	0- 0	0	0.0	0-0	0	0	0	0	0	0.0
Moore,McPherson	2-0	5-2.5	0- 0	.000	0- 0	.000	0- 0	.000	0- 0	0	0.0	1-0	0	1	1	0	0	0.0
TEAM.....									15- 11	26	2.4			3				0
Total.....	11		220- 570	.386	44- 176	.250	93- 157	.592	123- 230	353	32.1	166-2	121	148	38	57	577	52.5
Opponents.....	11		254- 573	.443	62- 188	.330	135- 178	.758	103- 256	359	32.6	176-3	133	118	36	73	705	64.1

## GAMES AT ARENA AT GWINNETT (4-1 RECORD)

Player	GP-GS	Min-Avg	FG- FGA	Pct	3FG- FGA	Pct	FT- FTA	Pct	Off- Def	Tot	Avg	PF-dq	A	TO	Blk	Stl	Pts	Avg
Rice,Glen	3-2	95-31.7	23- 35	.657	6- 16	.375	11- 15	.733	6- 21	27	9.0	5-0	6	8	3	6	63	21.0
Udofia,Mfon	5-4	136-27.2	13- 32	.406	6- 17	.353	20- 27	.741	5- 9	14	2.8	11-0	15	17	1	2	52	10.4
Holsey,Kammeon	5-5	105-21.0	23- 30	.767	0- 0	.000	4- 10	.400	12- 11	23	4.6	12-0	4	15	1	2	50	10.0
Miller,Daniel	5-5	149-29.8	18- 39	.462	0- 0	.000	11- 14	.786	15- 27	42	8.4	8-0	12	5	11	6	47	9.4
Morris,Jason	5-3	125-25.0	15- 42	.357	3- 14	.214	8- 9	.889	4- 20	24	4.8	9-0	6	6	6	3	41	8.2
Reed,Brandon	5-5	104-20.8	12- 31	.387	6- 17	.353	3- 8	.375	2- 16	18	3.6	5-0	3	16	0	2	33	6.6
Royal,Julian	5-0	82-16.4	10- 20	.500	1- 1	1.000	10- 12	.833	9- 9	18	3.6	7-0	5	4	3	1	31	6.2
Moore,McPherson	2-0	4-2.0	2- 3	.667	2- 3	.667	0- 0	.000	0- 0	0	0.0	0-0	0	0	0	0	6	3.0
Foreman,Nick	5-1	81-16.2	5- 13	.385	3- 9	.333	1- 3	.333	4- 4	8	1.6	12-0	3	2	2	2	14	2.8
Hicks,Nate	4-0	36-9.0	4- 5	.800	0- 0	.000	1- 2	.500	4- 9	13	3.3	6-0	0	1	3	0	9	2.3
Craig,Derek	2-0	11-5.5	1- 3	.333	0- 2	.000	2- 2	1.000	0- 2	2	1.0	1-0	1	0	0	0	4	2.0
Jordan,Pierre	5-0	68-13.6	2- 10	.200	0- 4	.000	2- 2	1.000	0- 10	10	2.0	7-0	6	3	0	1	6	1.2
Spain,D.J.	2-0	3-1.5	1- 2	.500	0- 0	.000	0- 0	.000	1- 0	1	0.5	0-0	1	1	0	0	2	1.0
Peek,Aaron	1-0	1-1.0	0- 1	.000	0- 1	.000	0- 0	.000	0- 1	1	1.0	0-0	0	0	0	0	0	0.0
TEAM.....									4- 7	11	2.2			2				0
Total.....	5		129- 266	.485	27- 84	.321	73- 104	.702	66- 146	212	42.4	83-0	62	80	30	25	358	71.6
Opponents.....	5		102- 276	.370	25- 100	.250	45- 77	.584	43- 84	127	25.4	96-6	58	59	9	35	274	54.8

## ROAD GAMES (3-9 RECORD)

Player	GP-GS	Min-Avg	FG- FGA	Pct	3FG- FGA	Pct	FT- FTA	Pct	Off- Def	Tot	Avg	PF-dq	A	TO	Blk	Stl	Pts	Avg
Reed,Brandon	12-11	340-28.3	38- 99	.384	19- 53	.358	28- 36	.778	2- 38	40	3.3	18-0	18	27	0	12	123	10.3
Rice,Glen	9-6	264-29.3	33- 78	.423	10- 33	.303	16- 27	.593	14- 41	55	6.1	27-1	20	20	11	9	92	10.2
Morris,Jason	12-6	292-24.3	41- 101	.406	16- 45	.356	16- 25	.640	7- 30	37	3.1	29-1	14	24	8	5	114	9.5
Udofia,Mfon	12-12	390-32.5	39- 107	.364	15- 43	.349	20- 29	.690	10- 32	42	3.5	33-0	31	33	2	8	113	9.4
Miller,Daniel	12-12	378-31.5	49- 94	.521	0- 0	.000	12- 14	.857	19- 55	74	6.2	20-0	17	21	31	11	110	9.2
Holsey,Kammeon	12-12	300-25.0	42- 78	.538	0- 0	.000	18- 33	.545	23- 28	51	4.3	35-1	12	25	6	9	102	8.5
Royal,Julian	12-0	191-15.9	19- 41	.463	7- 12	.583	5- 9	.556	9- 14	23	1.9	19-0	6	9	2	5	50	4.2
Jordan,Pierre	9-1	105-11.7	7- 13	.538	5- 6	.833	1- 2	.500	0- 8	8	0.9	13-0	8	7	0	5	20	2.2
Hicks,Nate	9-0	60-6.7	6- 9	.667	0- 0	.000	2- 2	1.000	5- 12	17	1.9	5-0	1	3	3	1	14	1.6
Craig,Derek	4-0	9-2.3	2- 5	.400	2- 5	.400	0- 0	.000	0- 1	1	0.3	2-0	1	0	0	0	6	1.5
Foreman,Nick	12-0	92-7.7	4- 10	.400	2- 5	.400	1- 2	.500	4- 8	12	1.0	17-0	4	2	1	3	11	0.9
Moore,McPherson	1-0	3-3.0	0- 1	.000	0- 0	.000	0- 0	.000	0- 0	0	0.0	1-0	0	0	1	0	0	0.0
Peek,Aaron	1-0	1-1.0	0- 1	.000	0- 0	.000	0- 0	.000	0- 0	0	0.0	0-0	0	0	0	0	0	0.0
TEAM.....									24- 21	45	3.8			0				0
Total.....	12		280- 637	.440	76- 202	.376	119- 179	.665	117- 288	405	33.8	219-3	132	171	65	68	755	62.9
Opponents.....	12		254- 638	.398	86- 225	.382	182- 260	.700	128- 268	396	33.0	177-2	148	138	48	81	776	64.7

## NEUTRAL SITE GAMES (1-2 RECORD)

Player	GP-GS	Min-Avg	FG- FGA	Pct	3FG- FGA	Pct	FT- FTA	Pct	Off- Def	Tot	Avg	PF-dq	A	TO	Blk	Stl	Pts	Avg
Rice,Glen	3-0	85-28.3	22- 33	.667	6- 14	.429	3- 5	.600	6- 15	21	7.0	6-0	8	13	3	7	53	17.7
Holsey,Kammeon	3-3	66-22.0	15- 21	.714	0- 0	.000	4- 5	.800	9- 3	12	4.0	10-0	4	5	2	0	34	11.3
Udofia,Mfon	3-3	89-29.7	9- 26	.346	5- 11	.455	6- 9	.667	2- 8	10	3.3	8-0	7	8	1	1	29	9.7
Miller,Daniel	3-3	86-28.7	12- 22	.545	0- 0	.000	0- 0	.000	4- 17	21	7.0	1-0	1	3	11	2	24	8.0
Reed,Brandon	3-3	86-28.7	10- 30	.333	2- 14	.143	1- 2	.500	1- 14	15	5.0	1-0	3	3	0	2	23	7.7
Morris,Jason	3-2	50-16.7	3- 16	.188	0- 5	.000	3- 4	.750	2- 12	14	4.7	6-0	6	8	1	2	9	3.0
Jordan,Pierre	3-0	31-10.3	4- 7	.571	0- 0	.000	0- 0	.000	0- 2	2	0.7	2-0	4	3	0	0	8	2.7
Craig,Derek	1-0	2-2.0	1- 1	1.000	0- 0	.000	0- 0	.000	0- 1	1	1.0	0-0	0	0	0	0	2	2.0
Royal,Julian	3-0	20-6.7	2- 5	.400	0- 1	.000	2- 2	1.000	0- 3	3	1.0	4-0	0	2	2	0	6	2.0
Spain,D.J.	1-0	1-1.0	1- 2	.500	0- 0	.000	0- 0	.000	1- 0	1	1.0	0-0	0	0	0	0	2	2.0
Foreman,Nick	3-1	48-16.0	1- 5	.200	1- 3	.333	0- 0	.000	3- 6	9	3.0	9-0	0	2	1	0	3	1.0
Hicks,Nate	3-0	34-11.3	1- 2	.500	0- 0	.000	0- 0	.000	3- 6	9	3.0	2-0	1	2	2	0	2	0.7
Moore,McPherson	1-0	1-1.0	0- 0	.000	0- 0	.000	0- 0	.000	0- 0	0	0.0	0-0	0	0	0	0	0	0.0
Peek,Aaron	1-0	1-1.0	0- 1	.000	0- 1	.000	0- 0	.000	0- 1	1	1.0	0-0	0	0	0	0	0	0.0
TEAM.....																		

# 2011-12 RESULTS/INDIVIDUAL PTS-REB-AST

Date	Opponent	W/L	Score	Att.	Udodia	Royal	Jordan	Foreman	Miller	Peek	Spain	Moore	Morris	Reed	Holsey	Craig	Rice	Hicks
N11	FLORIDA A&M	h1W	92-59	2590	15-4-6	10-6-4	2-3-1	9-2-1	12-7-0	DNP	0-0-1	6-0-0	9-5-0	16-4-1	6-7-1	2-1-1	DNP	5-7-0
N14	DELAWARE STATE	h1W	70-52	1079	10-4-5	1-1-0	0-3-1	5-1-1	14-15-6	DNP	DNP	DNP	11-6-1	8-3-1	21-4-0	DNP	DNP	0-0-0
N17	vs Saint Joseph's	n1L	53-66	2941	20-5-0	0-0-0	2-0-2	3-1-0	6-6-0	DNP	DNP	DNP	5-5-0	2-1-1	13-8-1	DNP	DNP	2-1-0
N18	vs VCU	n1W	73-60	4528	10-4-4	0-0-0	4-1-0	3-5-0	10-8-0	DNP	DNP	DNP	4-3-2	13-6-1	10-3-1	DNP	19-8-4	0-3-0
N20	vs LSU	n1L	50-59	2112	14-5-1	0-0-0	2-0-0	0-0-0	8-8-0	DNP	DNP	DNP	0-5-1	5-6-2	10-5-1	DNP	11-7-3	0-2-1
N23	SIENA	h1W	72-44	3047	5-1-2	6-3-0	2-1-4	0-4-0	6-5-1	0-1-0	2-1-0	0-0-0	5-6-3	5-3-0	14-4-2	2-1-0	23-6-1	2-4-0
N29	NORTHWESTERN	h2L	60-76	5619	12-2-2	DNP	0-0-1	2-0-0	10-9-4	DNP	DNP	DNP	21-3-1	2-7-4	3-4-0	0-0-0	10-4-3	0-0-0
D3	at Tulane	aL	52-57	3170	9-6-2	0-0-0	DNP	2-3-0	5-4-1	DNP	DNP	DNP	12-3-1	7-5-1	6-1-0	0-0-0	11-11-5	0-2-0
D7	at Georgia	aW	68-56	7620	7-3-2	0-1-0	DNP	0-0-1	10-9-1	DNP	DNP	DNP	15-2-1	12-3-2	12-2-1	DNP	12-4-3	0-1-0
D10	at Savannah State	aW	65-45	3521	7-1-0	4-2-3	DNP	2-1-0	12-5-3	0-0-0	DNP	0-0-0	6-2-1	16-5-0	8-8-2	0-1-0	6-6-1	4-3-0
D19	ALABAMA A&M	h1W	65-54	2467	16-4-1	10-7-0	2-2-0	0-1-0	8-9-2	DNP	DNP	DNP	6-6-2	2-3-0	0-5-0	DNP	21-10-2	DNP
D22	MERCER	h1L	59-65	3841	6-1-1	4-1-1	0-1-0	0-0-1	7-6-3	DNP	DNP	DNP	10-1-0	2-5-1	9-3-1	DNP	19-11-3	2-2-0
D29	at Fordham	aL	66-72	3200	4-1-6	5-2-2	3-1-1	0-1-0	9-6-4	DNP	DNP	DNP	17-3-0	16-3-0	8-4-2	0-0-1	0-4-3	4-1-0
J3	ALABAMA	h2L	48-73	5738	8-4-1	10-3-1	2-0-0	0-0-0	0-6-3	DNP	DNP	DNP	1-2-2	8-0-3	14-5-0	DNP	5-4-1	0-4-1
J7	DUKE	h2L	74-81	9277	19-4-4	4-6-1	2-3-3	0-0-0	6-2-0	DNP	DNP	DNP	11-4-3	0-1-0	4-5-0	DNP	28-8-1	0-2-0
J11	at NC State	aW	82-71	14072	17-3-3	2-0-0	3-0-0	0-0-0	10-4-1	DNP	DNP	DNP	10-3-0	12-3-1	6-8-1	DNP	22-5-2	0-2-1
J15	at Maryland	aL	50-61	11776	4-2-3	3-3-0	0-0-0	0-1-0	8-3-2	DNP	DNP	DNP	8-4-0	6-2-3	11-5-0	DNP	6-4-2	4-7-0
J19	VIRGINIA	h2L	38-70	5885	9-5-1	2-3-0	0-0-0	0-2-0	2-3-1	DNP	DNP	DNP	6-0-0	0-1-0	12-2-1	0-0-0	7-4-1	0-2-0
J21	at Clemson	aL	62-64	9135	10-5-1	9-2-0	3-3-1	0-0-0	6-6-0	DNP	DNP	DNP	6-2-1	5-3-1	4-4-1	DNP	19-8-3	0-0-0
J24	MIAMI	h2L	49-64	5009	14-3-0	11-5-0	0-0-0	DNP	4-4-1	DNP	DNP	DNP	0-3-1	2-2-0	4-4-1	DNP	13-9-5	1-3-0
J29	at North Carolina	aL	81-93	21017	16-2-2	9-6-0	7-0-4	1-0-1	5-5-0	DNP	DNP	DNP	15-2-0	8-3-1	8-4-1	6-0-0	4-4-0	2-1-0
F1	at Florida State	aL	54-68	9756	9-8-2	8-1-0	0-3-1	0-1-1	10-9-1	DNP	DNP	DNP	6-3-3	18-1-2	3-1-0	DNP	DNP	0-0-0
F4	BOSTON COLLEGE	h2W	51-47	5871	0-3-6	5-2-1	4-2-0	2-1-0	10-5-1	DNP	DNP	DNP	0-1-0	9-3-1	10-2-1	DNP	11-8-2	0-0-0
F9	NC STATE	h2L	52-61	5439	0-7-5	2-0-0	0-0-0	0-0-0	10-11-2	DNP	DNP	DNP	2-3-2	6-2-1	17-8-1	DNP	15-7-2	DNP
F15	at Wake Forest	aL	50-59	7634	8-5-3	0-4-0	0-1-1	0-0-0	11-7-2	DNP	DNP	DNP	2-1-0	11-3-3	6-2-2	DNP	12-9-1	DNP
F18	at Virginia Tech (ot)	aL	73-74	9847	15-2-2	5-2-1	4-0-0	0-3-1	11-9-2	DNP	DNP	DNP	10-5-4	10-4-2	18-5-2	DNP	DNP	DNP
F21	CLEMSON	h2L	37-56	5412	0-1-3	9-4-0	0-1-2	0-1-0	5-7-0	0-0-0	DNP	0-0-0	0-2-0	11-3-0	12-8-0	0-2-0	DNP	DNP
F25	MARYLAND	h2W	63-61	6502	7-5-9	5-3-1	0-0-2	8-3-0	10-3-2	DNP	DNP	DNP	9-1-0	8-5-1	16-10-1	DNP	DNP	DNP
F29	at Boston College	aL	52-56	4474	7-4-5	5-0-0	0-0-0	6-2-0	13-7-0	DNP	DNP	DNP	7-7-3	2-5-2	12-7-0	DNP	DNP	DNP
M3	WAKE FOREST	h2W	69-62	6157	15-1-5	3-3-2	0-1-0	3-0-1	11-5-1	0-0-0	DNP	0-0-0	22-5-3	1-5-2	9-7-2	5-0-2	DNP	0-1-0
M8	vs Miami	n2L	36-54	19520	13-1-1	0-3-1	0-0-0	0-2-0	3-10-2	DNP	DNP	DNP	5-4-0	11-0-1	4-7-1	0-1-0	DNP	DNP

h1 - Arena at Gwinnett, Duluth, Ga., h2 - Philips Arena, Atlanta, Ga., n1 - TD Arena, Charleston, S.C. (Charleston Classic), n2 - Philips Arena (ACC Tournament)

## STARTING LINEUPS

Game	G	G	C	F		
N11	FLORIDA A&M	Morris	Reed	Udofia	Miller	Holsey
N14	DELAWARE STATE	Morris	Reed	Udofia	Miller	Holsey
N17	vs. St. Joseph's	Morris	Reed	Udofia	Miller	Holsey
N18	vs. VCU	Morris	Reed	Udofia	Miller	Holsey
N20	vs. LSU	Morris	Reed	Udofia	Miller	Holsey
N23	SIENA	Foreman	Reed	Udofia	Miller	Holsey
N29	NORTHWESTERN	Foreman	Reed	Udofia	Miller	Holsey
D3	at Tulane	Rice	Reed	Udofia	Miller	Holsey
D7	at Georgia	Rice	Reed	Udofia	Miller	Holsey
D10	at Savannah State	Rice	Reed	Udofia	Miller	Holsey
D19	ALABAMA A&M	Rice	Reed	Udofia	Miller	Holsey
D22	MERCER	Rice	Reed	Morris	Miller	Holsey
D29	at Fordham	Rice	Reed	Udofia	Miller	Holsey
J3	ALABAMA	Morris	Reed	Udofia	Miller	Holsey
J7	DUKE	Morris	Reed	Udofia	Miller	Holsey
J11	at NC State	Morris	Reed	Udofia	Miller	Holsey
J15	at Maryland	Morris	Reed	Udofia	Miller	Holsey
J19	VIRGINIA	Morris	Reed	Udofia	Miller	Holsey
J21	at Clemson	Jordan	Reed	Udofia	Miller	Holsey
J24	MIAMI	Morris	Rice	Udofia	Miller	Holsey
J29	at North Carolina	Morris	Rice	Udofia	Miller	Holsey
F1	at Florida State	Morris	Reed	Udofia	Miller	Holsey
F4	BOSTON COLLEGE	Morris	Reed	Udofia	Miller	Holsey
F9	NC STATE	Rice	Reed	Udofia	Miller	Holsey
F15	at Wake Forest	Rice	Reed	Udofia	Miller	Holsey
F18	at Virginia Tech	Morris	Reed	Udofia	Miller	Holsey
F21	CLEMSON	Morris	Reed	Udofia	Miller	Holsey
F25	MARYLAND	Morris	Reed	Udofia	Miller	Holsey
F29	at Boston College	Morris	Reed	Udofia	Miller	Holsey
M3	WAKE FOREST	Craig	Foreman	Udofia	Miller	Holsey
M8	vs. Miami	Morris	Reed	Udofia	Miller	Holsey

## SPECIALTY STATS (GT/OPP)

Game	Point	OffTO	2ndCh	FBreak	Bench
N11	FLORIDA A&M	30/16	19/14	20/4	15/12 34/24
N14	DELAWARE STATE	40/31	12/19	19/11	4/16 6/15
N17	vs. St. Joseph's	24/14	8/15	8/9	0/0 7/11
N18	vs. VCU	30/16	13/15	6/7	2/8 26/23
N20	vs. LSU	14/14	7/20	9/18	0/4 13/9
N23	SIENA	44/22	15/5	15/7	10/2 42/8
N29	NORTHWESTERN	30/44	13/16	12/6	10/17 31/14
D3	at Tulane	26/14	9/15	11/8	6/4 14/0
D7	at Georgia	34/14	17/7	6/5	6/6 15/25
D10	at Savannah State	36/16	7/7	4/11	2/2 16/20
D19	ALABAMA A&M	16/22	14/21	14/11	5/8 18/20
D22	MERCER	32/28	12/17	10/5	6/6 12/21
D29	at Fordham	30/26	10/17	9/12	6/6 29/7
J3	ALABAMA	26/46	13/29	11/13	10/24 17/28
J7	DUKE	22/26	10/18	15/6	13/8 34/32
J11	at NC State	18/26	10/14	5/9	11/14 27/5
J15	at Maryland	24/20	7/16	11/9	4/8 13/10
J19	VIRGINIA	22/30	4/4	6/15	4/8 9/18
J21	at Clemson	20/24	11/23	18/10	4/2 34/17
J24	MIAMI	22/28	8/8	14/6	7/5 14/7
J29	at North Carolina	36/36	4/18	14/14	2/8 33/22
F1	at Florida State	12/22	13/25	4/6	2/7 8/15
F4	BOSTON COLLEGE	30/14	12/10	2/11	10/5 22/5
F9	NC STATE	32/18	10/16	16/6	4/14 4/5
F15	at Wake Forest	20/24	13/17	11/17	2/8 2/2
F18	at Virginia Tech	36/18	9/9	6/2	4/5 9/24
F21	CLEMSON	22/28	12/19	15/11	0/2 9/16
F25	MARYLAND	30/24	6/7	3/9	11/7 13/10
F29	at Boston College	34/14	10/10	17/9	7/0 11/17
M3	WAKE FOREST	24/22	17/6	14/2	2/6 26/3
M8	vs. Miami	18/24	10/29	5/9	4/16 0/17



# GAME-BY-GAME TEAM TOTALS

## Georgia Tech Statistics

Opponent	Date	Score	W/L	FG	FGA	Pct	3FG	FGA	Pct	FT	FTA	Pct	Off	Def	Tot	Avg	PF	A	TO	Blk	Stl	Pts	Avg
FLORIDA A&M	11/11/11	92-59	W	28	52	.538	10	23	.435	26	36	.722	14	32	46	46.0	22	16	17	6	9	92	81.0
DELAWARE STATE	11/14/11	70-52	W	29	55	.527	5	14	.357	7	13	.538	16	24	40	43.0	10	15	14	4	1	70	92.0
vs Saint Joseph's	11/17/11	53-66	L	21	57	.368	1	12	.083	10	12	.833	11	21	32	39.3	11	4	10	5	2	53	71.7
vs VCU	11/18/11	73-60	W	30	59	.508	5	17	.294	8	13	.615	12	33	45	40.8	18	12	16	6	7	73	72.0
vs LSU	11/20/11	50-59	L	20	50	.400	5	16	.313	5	6	.833	11	29	40	40.6	16	9	23	8	2	50	67.6
SIENA	11/23/11	72-44	W	31	62	.500	4	16	.250	6	8	.750	12	33	45	41.3	15	13	11	9	5	72	68.3
NORTHWESTERN	11/29/11	60-76	L	23	54	.426	2	11	.182	12	19	.632	12	18	30	39.7	13	15	17	2	7	60	67.1
at Tulane	12/3/11	52-57	L	21	60	.350	5	17	.294	5	9	.556	14	27	41	39.9	18	10	13	12	6	52	65.2
at Georgia	12/7/11	68-56	W	25	48	.521	3	12	.250	15	23	.652	9	25	34	39.2	15	11	11	5	5	68	65.6
at Savannah State	12/10/11	65-45	W	25	47	.532	2	11	.182	13	20	.650	4	33	37	39.0	19	10	9	8	7	65	65.5
ALABAMA A&M	12/19/11	65-54	W	18	44	.409	4	15	.267	25	34	.735	12	35	47	39.7	16	7	22	8	4	65	65.5
MERCER	12/22/11	59-65	L	23	53	.434	4	16	.250	9	13	.692	12	22	34	39.2	20	11	16	3	6	59	64.9
at Fordham	12/29/11	66-72	L	25	59	.424	10	25	.400	6	14	.429	10	20	30	38.5	25	19	11	5	7	66	65.0
ALABAMA	1/3/12	48-73	L	20	49	.408	4	14	.286	4	12	.333	10	19	29	37.9	14	12	22	3	4	48	63.8
DUKE	1/7/12	74-81	L	28	57	.491	6	13	.462	12	19	.632	15	23	38	37.9	24	12	13	2	6	74	64.5
at NC State	1/11/12	82-71	W	25	49	.510	9	15	.600	23	31	.742	9	25	34	37.6	20	9	14	5	5	82	65.6
at Maryland	1/15/12	50-61	L	19	56	.339	3	17	.176	9	11	.818	11	25	36	37.5	21	10	16	9	7	50	64.6
VIRGINIA	1/19/12	38-70	L	14	48	.292	1	15	.067	9	19	.474	5	17	22	36.7	17	4	6	4	5	38	63.2
at Clemson	1/21/12	62-64	L	21	48	.438	9	18	.500	11	21	.524	14	23	37	36.7	19	8	22	1	5	62	63.1
MIAMI	1/24/12	49-64	L	20	56	.357	4	15	.267	5	11	.455	15	21	36	36.7	7	8	8	3	4	49	62.4
at North Carolina	1/29/12	81-93	L	31	68	.456	9	20	.450	10	11	.909	12	19	31	36.4	17	9	15	5	8	81	63.3
at Florida State	2/1/12	54-68	L	18	42	.429	8	18	.444	10	14	.714	3	24	27	36.0	20	10	24	4	8	54	62.9
BOSTON COLLEGE	2/4/12	51-47	W	20	49	.408	3	15	.200	8	10	.800	7	22	29	35.7	13	12	9	2	7	51	62.3
NC STATE	2/9/12	52-61	L	19	59	.322	1	17	.059	13	16	.813	19	23	42	35.9	18	13	16	3	6	52	61.9
at Wake Forest	2/15/12	50-59	L	19	51	.373	7	18	.389	5	10	.500	12	20	32	35.8	17	12	14	8	4	50	61.4
at Virginia Tech	2/18/12	73-74	Lot	28	48	.583	7	13	.538	10	11	.909	6	26	32	35.6	14	14	14	1	2	73	61.9
CLEMSON	2/21/12	37-56	L	15	48	.313	3	17	.176	4	11	.364	15	18	33	35.5	14	5	18	5	5	37	61.0
MARYLAND	2/25/12	63-61	W	22	49	.449	6	17	.353	13	16	.813	8	25	33	35.4	16	13	7	5	63	61.0	
at Boston College	2/29/12	52-56	L	23	61	.377	4	18	.222	2	4	.500	13	21	34	35.4	14	10	8	2	4	52	60.7
WAKE FOREST	3/3/12	69-62	W	25	57	.439	11	26	.423	8	15	.533	11	19	30	35.2	15	18	6	2	5	69	61.0
vs Miami	3/8/12	36-54	L	14	44	.318	3	16	.188	5	9	.556	6	25	31	35.1	15	6	20	5	3	36	60.2

## Opponent Statistics

Opponent	Date	Score	W/L	FG	FGA	Pct	3FG	FGA	Pct	FT	FTA	Pct	Off	Def	Tot	Avg	PF	A	TO	Blk	Stl	Pts	Avg
FLORIDA A&M	11/11/11	92-59	W	20	53	.377	5	18	.278	14	24	.583	6	15	21	21.0	27	11	16	1	9	59	59.0
DELAWARE STATE	11/14/11	70-52	W	22	53	.415	5	20	.250	3	5	.600	8	13	21	21.0	15	11	9	4	6	52	55.5
vs Saint Joseph's	11/17/11	53-66	L	20	51	.392	9	17	.529	17	17	1.000	10	26	36	26.0	13	13	10	7	4	66	59.0
vs VCU	11/18/11	73-60	W	18	56	.321	9	25	.360	15	18	.833	7	21	28	26.5	17	14	12	1	9	60	59.2
vs LSU	11/20/11	50-59	L	21	64	.328	8	18	.444	9	10	.900	15	19	34	28.0	11	10	10	2	9	59	59.2
SIENA	11/23/11	72-44	W	18	60	.300	3	15	.200	5	11	.455	11	19	30	28.3	10	11	0	0	6	44	56.7
NORTHWESTERN	11/29/11	60-76	L	31	56	.554	5	14	.357	9	14	.643	8	24	32	28.9	19	15	13	4	11	76	59.4
at Tulane	12/3/11	52-57	L	16	52	.308	8	16	.500	17	21	.810	11	28	39	30.1	11	11	12	6	4	57	59.1
at Georgia	12/7/11	68-56	W	17	49	.347	6	23	.261	16	21	.762	10	20	30	30.1	23	7	12	3	7	56	58.8
at Savannah State	12/10/11	65-45	W	17	60	.283	4	20	.200	7	18	.389	17	20	37	30.8	16	11	12	3	4	45	57.4
ALABAMA A&M	12/19/11	65-54	W	20	57	.351	5	25	.200	9	16	.563	7	18	25	30.3	30	9	13	1	7	54	57.1
MERCER	12/22/11	59-65	L	22	53	.415	7	22	.318	14	21	.667	11	19	30	30.3	14	16	11	3	7	65	57.8
at Fordham	12/29/11	66-72	L	22	58	.379	6	19	.316	22	34	.647	19	26	45	31.4	14	14	11	3	7	72	58.8
ALABAMA	1/3/12	48-73	L	29	54	.537	3	12	.250	12	16	.750	9	24	33	31.5	16	17	13	5	14	73	59.9
DUKE	1/7/12	74-81	L	23	50	.460	6	22	.273	29	36	.806	9	17	26	31.1	22	13	9	3	8	81	61.3
at NC State	1/11/12	82-71	W	24	56	.429	5	19	.263	18	27	.667	11	18	29	31.0	23	12	12	6	4	71	61.9
at Maryland	1/15/12	50-61	L	18	54	.333	6	14	.429	19	23	.826	11	27	38	31.4	11	9	14	5	5	61	61.8
VIRGINIA	1/19/12	38-70	L	28	58	.483	5	16	.313	9	13	.692	12	33	45	32.2	16	14	8	5	3	70	62.3
at Clemson	1/21/12	62-64	L	22	47	.468	8	17	.471	12	20	.600	6	20	26	31.8	19	10	14	3	9	64	62.4
MIAMI	1/24/12	49-64	L	26	54	.481	9	17	.529	3	3	1.000	7	25	32	31.9	16	15	7	3	3	64	62.5
at North Carolina	1/29/12	81-93	L	33	61	.541	10	16	.625	17	25	.680	10	25	35	32.0	12	22	10	8	10	93	63.9
at Florida State	2/1/12	54-68	L	24	49	.490	8	17	.471	12	20	.600	5	23	28	31.8	17	15	15	2	14	68	64.1
BOSTON COLLEGE	2/4/12	51-47	W	17	49	.347	8	27	.296	5	6	.833	7	23	30	31.7	15	10	14	3	5	47	63.3
NC STATE	2/9/12	52-61	L	20	49	.408	6	17	.353	15	22	.682	10	21	31	31.7	13	12	10	2	6	61	63.2
at Wake Forest	2/15/12	50-59	L	18	55	.327	4	20	.200	19	20	.950	18	24	42	32.1	9	10	11	5	6	59	63.1
at Virginia Tech	2/18/12	73-74	Lot	24	52	.462	11	20	.550	15	19	.789	4	14	18	31.6	12	14	5	2	7	74	63.5
CLEMSON	2/21/12	37-56	L	23	51	.451	3	13	.231	7	9	.778	10	21	31	31.6	15	11	13	1	8	56	63.2
MARYLAND	2/25/12	63-61	W	19	55	.345	7	14	.500	16	22	.727	14	21	35	31.7	20	7	10	4	3	61	63.1
at Boston College	2/29/12	52-56	L	19	45	.422	10	24	.417	8	12	.667	6	23	29	31.6	10	13	10	2	4	56	62.9
WAKE FOREST	3/3/12	69-62	W	20	43	.465	7	18	.389	15	18	.833	4	23	27	31.4	16	14	10	4	1	62	62.9
vs Miami	3/8/12	36-54	L	18	54	.333	3	18	.167	15	19	.789	13	24	37	31.6	8	5	11	2	11	54	62.6

# 2011-12 GAME SUMMARIES

## GAME 1

### Georgia Tech 92, Florida A&M 59

Nov. 11, 2011 • Arena at Gwinnett

Brandon Reed had 16 points and Georgia Tech beat Florida A&M 92-59 in Brian Gregory's first game as the Yellow Jackets' coach.

Mfon Udofia had 15 points and Daniel Miller had 12 points and seven rebounds for Georgia Tech, which never trailed.

Avery Moore led Florida A&M with 15 points. Clemon Johnson also made his debut as Florida A&M's coach.

Reed, a transfer from Arkansas State who sat out last season, joined Udofia and Jason Morris in Gregory's three-guard lineup. Kammeon Holsey and Miller, a 6-foot-11 sophomore center, completed Gregory's first starting lineup.

Georgia Tech led only 30-25 late in the first half before entering the break with a 13-4 run. Udofia had two 3-pointers and a fast-break basket during the run.

The Yellow Jackets kept their lead in double figures the remainder of the game.

#### FLORIDA A&M (0-1)

Player	FG-A	3P-A	FT-A	Reb	PF	Pts	A	TO	Bk	S	MIN
Teal	1-2	0-0	2-3	3	4	4	0	6	0	1	22
Crowder	4-11	0-0	0-0	5	5	8	0	0	0	0	28
Moore	6-16	3-12	0-0	0	1	15	4	0	0	3	29
Brown	0-1	0-1	0-2	0	0	0	0	0	0	0	9
Bullard	2-7	2-3	2-2	4	3	8	3	3	0	0	27
Kennings	0-2	0-0	0-0	0	1	0	1	2	0	3	13
Hagood	2-3	0-0	2-2	0	1	6	3	0	0	1	11
Lewis	1-3	0-1	0-1	0	2	2	0	0	0	0	15
Neal	0-1	0-0	3-4	2	1	3	0	1	0	0	5
Dean	2-3	0-1	3-5	1	5	7	0	1	0	0	18
Rose	0-0	0-0	0-1	2	1	0	0	0	0	0	4
Drayton	2-4	0-0	2-4	2	3	6	0	3	1	1	19
Totals	20-53	5-18	14-24	21	27	59	11	16	1	9	200
FG%	1st Half: 11-27 40.7%		2nd Half: 9-26 34.6%		Game: 37.7%						
3FG%	1st Half: 4-10 40.0%		2nd Half: 1-8 12.5%		Game: 27.8%						
FT%	1st Half: 3-8 37.5%		2nd Half: 11-16 68.8%		Game: 58.3%						

#### GEORGIA TECH (1-0)

Player	FG-A	3P-A	FT-A	Reb	PF	Pts	A	TO	Bk	S	MIN
Holsey	3-5	0-0	0-0	7	2	6	1	4	0	1	22
Miller	3-5	0-0	6-7	7	2	12	0	1	2	1	24
Udofia	3-6	2-3	7-10	4	2	15	6	1	0	1	26
Morris	4-9	0-4	1-1	5	3	9	0	2	0	2	19
Reed	6-8	3-5	1-4	4	2	16	1	6	0	0	26
Royal	1-3	1-1	7-8	6	1	10	4	1	1	1	21
Jordan	1-4	0-2	0-0	3	4	2	1	1	0	1	21
Foreman	3-4	2-3	1-2	2	1	9	1	0	1	2	14
Spain	0-0	0-0	0-0	0	0	0	1	1	0	0	2
Moore	2-3	2-3	0-0	0	0	6	0	0	0	0	3
Craig	0-2	0-2	2-2	1	1	2	1	0	0	0	9
Hicks	2-3	0-0	1-2	7	4	5	0	2	0	2	13
Totals	28-52	10-23	26-36	46	22	92	16	17	6	9	200
FG%	1st Half: 14-29 48.3%		2nd Half: 14-23 60.9%		Game: 53.8%						
3FG%	1st Half: 6-15 40.0%		2nd Half: 4-8 50.0%		Game: 43.5%						
FT%	1st Half: 9-16 56.3%		2nd Half: 17-20 85.0%		Game: 72.2%						

Score by Periods	1st	2nd	Total
Florida A&M	29	30	59
Georgia Tech	43	49	92

Officials: Sean Hull, Sean Corbin, Jeff Nichols

Attendance: 2590

Points in the paint-FAMU 16,GT 30. Points off turnovers-FAMU 14,GT 19.

2nd chance points-FAMU 4,GT 20. Fast break points-FAMU 12,GT 15.

Bench points-FAMU 24,GT 34. Score tied-2 times. Lead changed-1 time.

Largest lead-FAMU by 2 1st-19:28, GT by 37 2nd-02:25.

## GAME 2

### Georgia Tech 70, Delaware State 52

Nov. 14, 2011 • Arena at Gwinnett

Daniel Miller matched his career high with 14 points and set a new high with 15 rebounds to lead Georgia Tech to a 70-52 win over Delaware State.

Miller posted his first career double-double and Kammeon Holsey had a career-high 21 points for Georgia Tech (2-0). Jason Morris had 11 points.

Tahj Tate and Brandon Oliver each had 14 points for Delaware State (1-1).

Miller has scored in double figures in two straight games for first-year coach Brian Gregory, including 12 points and seven rebounds in the opening win over Florida A&M.

Gregory has Miller, who had a career-high six assists against Delaware State, playing a bigger role in setting up points for other players.

Amere May had 10 points for Delaware State, which made only 5 of 20 3-pointers.

Georgia Tech led 30-23 at halftime and led by only six points at 52-46 with about nine minutes remaining.

#### DELAWARE STATE (1-1)

Player	FG-A	3P-A	FT-A	Reb	PF	Pts	A	TO	Bk	S	MIN
Walker	2-6	1-3	0-0	2	2	5	1	1	0	1	28
Oliver	7-10	0-1	0-1	7	5	14	4	1	2	1	34
Gray	0-2	0-1	0-0	1	2	0	0	2	1	0	13
Threatt	2-6	0-4	0-0	5	0	4	3	1	1	2	37
Tate	6-18	1-6	1-2	2	1	14	3	1	0	2	37
Bell	2-4	1-2	0-0	3	5	5	0	1	0	0	19
Lott	0-0	0-0	0-0	0	0	0	0	0	0	0	0+
Oliver	0-1	0-0	0-0	0	0	0	0	0	0	0	3
Abdulwali	0-0	0-0	0-0	1	0	0	0	0	0	0	2
Lawson	0-0	0-0	0-0	0	0	0	0	0	0	0	2
May	3-6	2-3	2-2	0	0	10	0	0	0	0	25
Totals	22-53	5-20	3-5	21	15	52	11	9	4	6	200
FG%	1st Half: 10-29 34.5%		2nd Half: 12-24 50.0%		Game: 41.5%						
3FG%	1st Half: 3-13 23.1%		2nd Half: 2-7 28.6%		Game: 25.0%						
FT%	1st Half: 0-0 0.0%		2nd Half: 3-5 60.0%		Game: 60.0%						

#### GEORGIA TECH (2-0)

Player	FG-A	3P-A	FT-A	Reb	PF	Pts	A	TO	Bk	S	MIN
Holsey	9-10	0-0	3-6	4	2	21	0	1	0	0	25
Miller	6-12	0-0	2-3	15	0	14	6	2	1	1	34
Udofia	4-9	1-4	1-1	4	2	10	5	4	0	0	35
Morris	5-11	1-2	0-0	6	0	11	1	1	1	0	33
Reed	3-7	2-4	0-0	3	1	8	1	3	0	0	30
Royal	0-1	0-0	1-2	1	0	1	0	1	1	0	11
Jordan	0-0	0-0	0-0	3	2	0	1	1	0	0	9
Foreman	2-5	1-4	0-1	1	3	5	1	0	1	0	20
Hicks	0-0	0-0	0-0	0	0	0	0	1	0	0	3
Totals	29-55	5-14	7-13	40	10	70	15	14	4	1	200
FG%	1st Half: 13-25 52.0%		2nd Half: 16-30 53.3%		Game: 52.7%						
3FG%	1st Half: 3-8 37.5%		2nd Half: 2-6 33.3%		Game: 35.7%						
FT%	1st Half: 1-2 50.0%		2nd Half: 6-11 54.5%		Game: 53.8%						

Score by Periods	1st	2nd	Total
Delaware State	23	29	52
Georgia Tech	30	40	70

Officials: Les Jones, Ron Tyburski, Alan Spainhour

Attendance: 1079

Points in the paint-DSUM 31,GT 40. Points off turnovers-DSUM 19,GT 12.

2nd chance points-DSUM 11,GT 19. Fast break points-DSUM 16,GT 4.

Bench points-DSUM 15,GT 6. Score tied-2 times. Lead changed-2 times.

Largest lead-DSUM by 1 1st-18:49, GT by 18 2nd-00:04.

## GAME 3

### Saint Joseph's 66, Georgia Tech 53

Nov. 17, 2011 • Charleston, S.C.

Georgia Tech suffered its first loss of the Brian Gregory era falling 66-53 to Saint Joseph's in the opening round of the Charleston Classic. The Yellow Jackets carried a 28-23 lead into halftime before a sluggish start to the second half allowed the Hawks to seize control of the game.

Saint Joseph's used a 14-3 run coming out of the locker room to take the lead and outscored the Yellow Jackets by 18 points in the second half.

Carl Jones led all scorers with 21 points hitting 3-5 three point attempts and all eight of his free throw attempts. The Hawks finished a perfect 17-17 from the free throw line in the game. Langston Galloway chipped in 15 points while Halil Kanacevic logged a double double with 10 points and 11 rebounds.

Mfon Udofia led the way for Georgia Tech with 20 points. Kammeon Holsey finished with 13 points and eight rebounds. The Yellow Jackets recorded just four assists in the game as a team and were just 1-12 from three point range. Conversely, Saint Joseph's finished 9-17 from beyond the arc.

#### GEORGIA TECH (2-1)

Player	FG-A	3P-A	FT-A	Reb	PF	Pts	A	TO	Bk	S	MIN
Holsey	6-9	0-0	1-2	8	3	13	1	2	1	1	30
Miller	2-9	0-0	2-2	6	3	6	0	1	4	0	29
Udofia	8-16	0-4	4-4	5	0	20	0	3	0	0	34
Morris	1-7	0-2	3-4	5	0	5	0	0	0	1	32
Reed	1-9	0-4	0-0	1	1	2	1	1	0	0	25
Royal	0-2	0-0	0-0	0	0	0	0	0	0	0	9
Jordan	1-3	0-1	0-0	0	1	2	2	1	0	0	17
Foreman	1-1	1-1	0-0	1	2	3	0	0	0	0	16
Hicks	1-1	0-0	0-0	1	1	2	0	2	0	0	8
Totals	21-57	1-12	10-12	32	11	53	4	10	5	2	200
FG%	1st Half: 11-30 36.7%		2nd Half: 10-27 37.0%		Game: 36.8%						
3FG%	1st Half: 0-6 0.0%		2nd Half: 1-6 16.7%		Game: 8.3%						
FT%	1st Half: 6-6 100%		2nd Half: 4-6 66.7%		Game: 83.3%						

#### SAINT JOSEPH'S (2-0)

Player	FG-A	3P-A	FT-A	Reb	PF	Pts	A	TO	Bk	S	MIN
Aiken	3-4	1-2	0-0	3	3	7	2	0	6	0	30
Kanacevic	3-12	2-2	2-2	11	3	10	1	4	1	1	35
Ndao	1-3	0-1	0-0	2	3	2	1	2	0	0	18
Galloway	5-12	2-6	3-3	6	1	15	1	1	0	1	38
Jones	5-11	3-5	8-8	3	1	21	3	1	0	1	34
Maschmeyer	0-0	0-0	0-0	1	0	0	0	1	0	0	2
Roberts	2-6	0-0	2-2	3	1	6	1	1	0	0	16
Wilson	1-3	1-1	2-2	5	1	5	4	0	0	1	27
Totals	20-51	9-17	17-17	36	13	66	13	10	7	4	200
FG%	1st Half: 8-22 36.4%		2nd Half: 12-29 41.4%		Game: 39.2%						
3FG%	1st Half: 5-9 55.6%		2nd Half: 4-8 50.0%		Game: 52.9%						
FT%	1st Half: 2-2 100%		2nd Half: 15-15 100%		Game: 100%						

Score by Periods	1st	2nd	Total
Georgia Tech	28	25	53
Saint Joseph's	23	43	66

# 2011-12 GAME SUMMARIES

## GAME 4

### Georgia Tech 73, VCU 60

Nov. 18, 2011 • Charleston, S.C.

Glen Rice Jr. scored 15 of his 19 points in the second half as the Yellow Jackets overcame a 13-point deficit to defeat Virginia Commonwealth 73-60 at the Charleston Classic.

The Yellow Jackets' leading returning scorer and rebounder was the catalyst for a comeback that left Gregory smiling about what could be for his young program.

Trailing 38-33, Rice hit back-to-back 3-pointers to give the Yellow Jackets the lead for good. He hit another jumper and, after Mfon Udofia made a 3-pointer, hit one more from behind the arc as part of an 18-4 run that took VCU out of it with 9:30 to go. The Rams (1-2) never got closer than six points the rest of the way.

Rice really got going after the break in Georgia Tech's go-ahead rally. He made 7 of 11 shots, including three 3-pointers, and tied for team highs with eight rebounds and four assists. Rice also had three steals and a block in his return.

Bradford Burgess had 17 points to lead VCU (1-2), while Troy Daniels scored 13.

The Rams led 26-14 with six minutes left in the opening half. But the Yellow Jackets used a 9-2 run to tighten the game with about a minute to go. That's when Brandon Burgess hit a 3-pointer to send VCU to the locker room ahead 31-23.

VCU (1-2)												
Player	FG-A	3P-A	FT-A	Reb	PF	Pts	A	TO	Bk	S	MIN	
Reddic	3-6	0-0	0-0	3	1	6	0	5	0	0	24	
Burgess	4-10	3-7	6-7	5	4	17	2	1	0	1	36	
Haley	0-3	0-0	0-2	3	0	0	0	1	1	2	22	
Theus	4-13	0-3	1-1	2	3	9	4	3	0	1	36	
Brandenberg	1-7	1-5	2-2	6	3	5	4	1	0	0	29	
Weber	2-6	2-4	0-0	1	2	6	1	0	0	3	19	
Okerefor	0-1	0-0	0-0	0	0	0	0	0	0	0	0+	
Graham	0-3	0-1	4-4	2	2	4	1	1	0	1	10	
Daniels	4-7	3-5	2-2	4	2	13	2	0	0	1	24	
<b>Totals</b>	<b>18-56</b>	<b>9-25</b>	<b>15-18</b>	<b>28</b>	<b>17</b>	<b>60</b>	<b>14</b>	<b>12</b>	<b>1</b>	<b>9</b>	<b>200</b>	
<b>FG%</b>	1st Half: 9-30 30.0%		2nd Half: 9-26 34.6%		Game: 32.1%							
<b>3FG%</b>	1st Half: 5-13 38.5%		2nd Half: 4-12 33.3%		Game: 36.0%							
<b>FT%</b>	1st Half: 8-11 72.7%		2nd Half: 7-7 100%		Game: 83.3%							

GEORGIA TECH (3-1)												
Player	FG-A	3P-A	FT-A	Reb	PF	Pts	A	TO	Bk	S	MIN	
Holsey	4-6	0-0	2-3	3	3	10	1	0	0	0	19	
Miller	5-10	0-0	0-0	8	0	10	0	1	3	1	29	
Udofia	3-9	1-3	3-5	4	4	10	4	2	0	0	35	
Morris	2-5	0-1	0-0	3	3	4	2	4	0	1	15	
Reed	6-11	0-4	1-2	6	1	13	1	1	0	2	32	
Royal	0-1	0-1	0-0	0	0	0	0	0	1	0	2	
Jordan	2-2	0-0	0-0	1	2	4	0	2	0	0	5	
Foreman	1-3	1-2	0-0	5	3	3	0	1	1	0	20	
Rice	7-11	3-6	2-3	8	1	19	4	4	1	3	33	
Hicks	0-1	0-0	0-0	3	1	0	0	1	0	0	10	
<b>Totals</b>	<b>30-59</b>	<b>5-17</b>	<b>8-13</b>	<b>45</b>	<b>18</b>	<b>73</b>	<b>12</b>	<b>16</b>	<b>6</b>	<b>7</b>	<b>200</b>	
<b>FG%</b>	1st Half: 11-28 39.3%		2nd Half: 19-31 61.3%		Game: 50.8%							
<b>3FG%</b>	1st Half: 1-9 11.1%		2nd Half: 4-8 50.0%		Game: 29.4%							
<b>FT%</b>	1st Half: 0-1 0.0%		2nd Half: 8-12 66.7%		Game: 61.5%							

Score by Periods	1st	2nd	Total
VCU	31	29	60
Georgia Tech	23	50	73
Charleston Classic			

Officials: John Higgins, Ted Hillary, Brent Hampton  
 Attendance: 4528  
 Points in the paint-VCU 16,GT 30. Points off turnovers-VCU 15,GT 13.  
 2nd chance points-VCU 7,GT 6. Fast break points-VCU 8,GT 2.  
 Bench points-VCU 23,GT 26. Score tied-0 times. Lead changed-2 times.  
 Largest lead-VCU by 13 1st-08:22, GT by 13 2nd-06:04.

## GAME 5

### LSU 59, Georgia Tech 50

Nov. 20, 2011 • Charleston, S.C.

Georgia Tech (3-2) got as close as 50-49, but couldn't convert to a lead and the Jackets fell to the Tigers, 59-50, at the Charleston Classic.

Anthony Hickey scored 20 points to lead LSU to victory and fifth place.

The Yellow Jackets led 43-41 on Kammeon Holsey's jumper, their first lead of the second half. That's when Hickey struck for a go-ahead 3-pointer. Ralston Turner and Andre Stringer followed with 3-pointers to go out in front 50-46.

Mfon Udofia's third and final 3 drew Georgia Tech within 50-49 with 3:15 to go. That turned out as close as the Yellow Jackets would get.

Justin Hamilton, LSU's 7-foot junior, had a pair of foul shots and a basket to extend the lead. Turner and Stringer combined for five foul shots down the stretch for the final margin.

LSU shot just 32.8 percent (21 of 64) and still came out ahead. Turner and Hamilton were each 3 of 12 from the field. Senior Storm Warren missed all 11 shots.

Udofia had 14 points to lead Georgia Tech, while Glen Rice Jr. had 11 points, but just four of those in the second half.

GEORGIA TECH (3-2)												
Player	FG-A	3P-A	FT-A	Reb	PF	Pts	A	TO	Bk	S	MIN	
Warren	0-11	0-0	2-2	5	4	2	0	1	1	3	24	
Hamilton	3-12	0-1	2-2	9	0	8	1	0	1	0	29	
Hickey	8-13	4-6	0-0	2	2	20	4	2	0	0	37	
Stringer	3-7	1-3	4-4	1	2	11	1	2	0	0	33	
Turner	3-12	2-7	1-2	4	0	9	3	1	0	5	32	
O'Bryant III	2-5	1-1	0-0	7	0	5	1	2	0	0	17	
Bass	0-0	0-0	0-0	0	0	0	0	0	0	1	3	
White	2-4	0-0	0-0	2	1	4	0	1	0	0	10	
Usaac	0-0	0-0	0-0	1	2	0	0	1	0	0	15	
<b>Totals</b>	<b>21-64</b>	<b>8-18</b>	<b>9-10</b>	<b>34</b>	<b>11</b>	<b>59</b>	<b>10</b>	<b>2</b>	<b>9</b>	<b>200</b>		
<b>FG%</b>	1st Half: 12-30 40.0%		2nd Half: 9-34 26.5%		Game: 32.8%							
<b>3FG%</b>	1st Half: 4-8 50.0%		2nd Half: 4-10 40.0%		Game: 44.4%							
<b>FT%</b>	1st Half: 0-0 0.0%		2nd Half: 9-10 90.0%		Game: 90.0%							

LSU (3-2)												
Player	FG-A	3P-A	FT-A	Reb	PF	Pts	A	TO	Bk	S	MIN	
Holsey	4-6	0-0	2-2	5	4	10	1	3	1	0	23	
Miller	4-7	0-0	0-0	8	0	8	0	1	4	0	31	
Udofia	4-10	3-5	3-4	5	3	14	1	3	0	0	34	
Morris	0-5	0-2	0-0	5	2	0	1	4	0	1	16	
Reed	2-10	1-5	0-0	6	0	5	2	1	0	0	32	
Royal	0-0	0-0	0-0	0	0	0	0	1	0	0	4	
Jordan	1-2	0-0	0-0	0	0	2	0	1	0	0	8	
Foreman	0-0	0-0	0-0	0	3	0	0	1	0	0	15	
Rice	5-10	1-4	0-0	7	4	11	3	6	2	1	27	
Hicks	0-0	0-0	0-0	2	0	0	1	1	1	0	10	
<b>Totals</b>	<b>20-50</b>	<b>5-16</b>	<b>5-6</b>	<b>40</b>	<b>16</b>	<b>50</b>	<b>9</b>	<b>23</b>	<b>8</b>	<b>2</b>	<b>200</b>	
<b>FG%</b>	1st Half: 11-26 42.3%		2nd Half: 9-24 37.5%		Game: 40.0%							
<b>3FG%</b>	1st Half: 2-9 22.2%		2nd Half: 3-7 42.9%		Game: 31.3%							
<b>FT%</b>	1st Half: 0-0 0.0%		2nd Half: 5-6 83.3%		Game: 83.3%							

Score by Periods	1st	2nd	Total
LSU	28	31	59
Georgia Tech	24	26	50
Charleston Classic			

Officials: Gary Maxwell, Antinio Petty, Ted Hillary  
 Attendance: 2112  
 Points in the paint-LSU 14,GT 14. Points off turnovers-LSU 20,GT 7.  
 2nd chance points-LSU 18,GT 9. Fast break points-LSU 4,GT 0.  
 Bench points-LSU 9,GT 13. Score tied-5 times. Lead changed-7 times.  
 Largest lead-LSU by 9 2nd-00:14, GT by 2 1st-18:10.

## GAME 6

### Georgia Tech 72, Siena 44

Nov. 23, 2011 • Arena at Gwinnett

Glen Rice, Jr. scored 23 points, Kammeon Holsey added 14 and Georgia Tech beat Siena 72-44. The Yellow Jackets (4-2) have won two of three.

OD Anosike scored 13 points and freshman point guard Evan Hymes added three for Siena (2-2), which has lost two straight.

Rice has a 17.7 scoring average in three games so far this season. The junior swingman, who hit his first seven shots and finished 10 of 12 from the field, stole the ball from Kyle Downey on Siena's perimeter and dunked for a 28-13 lead at the 5:56 mark of the first half.

Siena was without three key players -- point guard Rakeem Brookins, forward Owen Wignot and forward Tenity Burdine -- so the Saints had a short bench.

Hymes began the game with a team-best 19.3 scoring average, but struggled to get open looks at the basket against the defense of Mfon Udofia and Pierre Jordan. Hymes was 1 of 9 from the field and missed all three of his shots in the second half, but he finished with a game-high six assists.

Daniel Miller and Julian Royal each scored six points for Georgia Tech.

SIENA (2-2)												
Player	FG-A	3P-A	FT-A	Reb	PF	Pts	A	TO	Bk	S	MIN	
Anosike	6-12	0-0	1-3	9	0	13	1	2	0	1	38	
Walters	1-9	0-1	0-2	1	3	2	0	0	0	0	35	
Downey	5-14	0-2	1-2	5	2	11	2	5	0	1	33	
Hymes	1-9	1-4	0-0	2	1	3	6	1	0	0	29	
Poole	2-7	2-6	1-2	5	3	7	0	1	0	1	28	
Cruz	0-0	0-0	0-0	0	0	0	0	0	0	0	1	
Hopper	0-0	0-0	0-0	0	1	0	0	0	0	0	7	
Fenlon	0-1	0-1	0-0	0	0	0	0	0	0	0	1	
Beard	3-8	0-1	2-2	1	0	8	0	1	0	3	28	
<b>Totals</b>	<b>18-60</b>	<b>3-15</b>	<b>5-11</b>	<b>30</b>	<b>10</b>	<b>44</b>	<b>11</b>	<b>10</b>	<b>0</b>	<b>6</b>	<b>200</b>	
<b>FG%</b>	1st Half: 8-31 25.8%		2nd Half: 10-29 34.5%		Game: 30.0%							
<b>3FG%</b>	1st Half: 1-8 12.5%		2nd Half: 2-7 28.6%		Game: 20.0%							
<b>FT%</b>	1st Half: 1-5 20.0%		2nd Half: 4-6 66.7%		Game: 45.5%							

GEORGIA TECH (4-2)												
Player	FG-A	3P-A	FT-A	Reb	PF	Pts	A	TO	Bk	S	MIN	
Holsey	7-9	0-0	0-0	4	3	14	2	2	1	0	24	
Miller	3-5	0-0	0-0	5	1	6	1	4	1	4	16	
Udofia	2-7	1-3	0-0	1	1	5	2	3	1	1	20	
Foreman	0-2	0-1	0-0	4	3	0	0	0	0	0	13	
Reed	2-9	1-5	0-0	3	0	5	0	1	0	0	22	
Royal	2-4	0-0	2-2	3	4	6	0	1	1	0	14	
Jordan	1-3	0-0	0-0	1	0	2	4	0	0	0	18	
Peek	0-1	0-1	0-0	1	0	0	0	0	0	0	1	
Spain	1-2	0-0	0-0	1	0	2	0	0	0	0	1	
Moore	0-0	0-0	0-0	0	0	0	0	0	0	0	1	
Morris	1-6	0-2	3-4	6	1	5	3	0	1	0	19	
Craig	1-1	0-0	0-0	1	0	2	0	0	0	0	2	
Rice	10-12	2-4	1-2	6	1	23	1	3	0	3	25	
Hicks	1-1	0-0	0-0	4	1	2	0	1	0	1	14	
<b>Totals</b>	<b>31-62</b>											

# 2011-12 GAME SUMMARIES

## GAME 7

### Northwestern 76, Georgia Tech 60

Nov. 29, 2011 • Philips Arena

John Shurna, the Big Ten's leading scorer, had 25 points to lead Northwestern past Georgia Tech 76-60 in the Big Ten/ACC Challenge.

Shurna, a 6-foot-9 senior forward, made three 3-pointers and had a team-high eight rebounds as Northwestern (6-0) remained unbeaten. Drew Crawford had 14 points and Luka Mirkovic had 13.

Jason Morris led Georgia Tech (4-3) with a career-high 21 points. Mfon Udofia had 12.

Shurna had 15 points in the first half Tuesday. The Wildcats led by 13 points at 27-14 midway through the half.

Morris helped Georgia Tech rally, scoring 11 of his team's 13 points in one stretch. Morris had seven straight points to cut the Northwestern lead to 36-33. The Wildcats led 44-39 at halftime but stretched the lead back to 10 at 55-45 on Alex Marcotullio's 3-pointer.

Daniel Miller and Glen Rice Jr. each had 10 points for Georgia Tech.

Northwestern made 31 of 56 shots (55.4 percent). Georgia Tech struggled with 29.6 percent shooting in the second half to finish at 42.6 percent (23 of 54).

#### NORTHWESTERN (6-0)

Player	FG-A	3P-A	FT-A	Reb	PF	Pts	A	TO	Bk	S	MIN
Hearm	1-3	0-2	0-0	5	4	2	1	2	0	0	20
Shurna	10-18	3-6	2-3	8	2	25	2	4	3	3	37
Mirkovic	5-9	0-0	3-3	3	4	13	0	1	0	1	24
Crawford	6-9	0-2	2-4	3	2	14	4	4	0	3	36
Sobolewski	3-5	0-1	2-2	1	1	8	6	1	1	1	35
Jimenez	1-1	0-0	0-0	1	0	2	0	0	0	0	2
Marcotullio	3-6	1-2	0-0	3	2	7	1	0	0	2	24
Montgomery	0-0	0-0	0-2	0	0	0	0	0	0	0	2
Demps	0-1	0-0	0-0	1	0	0	0	0	0	0	2
Fruendt	0-0	0-0	0-0	0	1	0	0	0	0	0	3
Curletti	2-4	1-1	0-0	4	3	5	1	1	0	1	15
<b>Totals</b>	<b>31-56</b>	<b>5-14</b>	<b>9-14</b>	<b>32</b>	<b>19</b>	<b>76</b>	<b>15</b>	<b>13</b>	<b>4</b>	<b>11</b>	<b>200</b>
<b>FG%</b>	<b>1st Half: 17-30 56.7%</b>	<b>2nd Half: 14-26 53.8%</b>	<b>Game: 55.4%</b>								
<b>3FG%</b>	<b>1st Half: 2-6 33.3%</b>	<b>2nd Half: 3-8 37.5%</b>	<b>Game: 35.7%</b>								
<b>FT%</b>	<b>1st Half: 8-10 80.0%</b>	<b>2nd Half: 1-4 25.0%</b>	<b>Game: 64.3%</b>								

#### GEORGIA TECH (4-3)

Player	FG-A	3P-A	FT-A	Reb	PF	Pts	A	TO	Bk	S	MIN
Reed	1-4	0-2	0-0	7	0	2	4	3	0	1	29
Holsey	1-3	0-0	1-2	4	2	3	0	3	0	0	14
Miller	4-7	0-0	2-4	9	2	10	4	3	2	1	32
Udofia	5-11	0-3	2-6	2	2	12	2	4	0	0	36
Foreman	1-1	0-0	0-0	0	4	2	0	0	0	0	12
Jordan	0-2	0-0	0-0	0	0	0	1	2	0	2	10
Morris	6-11	2-3	7-7	3	0	21	1	1	0	0	31
Craig	0-0	0-0	0-0	0	0	0	0	0	0	0	2
Rice	5-15	0-3	0-0	4	0	10	3	0	0	3	29
Hicks	0-0	0-0	0-0	0	3	0	0	0	0	0	5
<b>Totals</b>	<b>23-54</b>	<b>2-11</b>	<b>12-19</b>	<b>30</b>	<b>13</b>	<b>60</b>	<b>15</b>	<b>17</b>	<b>2</b>	<b>7</b>	<b>200</b>
<b>FG%</b>	<b>1st Half: 15-27 55.6%</b>	<b>2nd Half: 8-27 29.6%</b>	<b>Game: 42.6%</b>								
<b>3FG%</b>	<b>1st Half: 2-5 40.0%</b>	<b>2nd Half: 0-6 0.0%</b>	<b>Game: 18.2%</b>								
<b>FT%</b>	<b>1st Half: 7-9 77.8%</b>	<b>2nd Half: 5-10 50.0%</b>	<b>Game: 63.2%</b>								

Score by Periods	1st	2nd	Total
Northwestern	44	32	76
Georgia Tech	39	21	60

Officials: Roger Ayers, Jamie Luckie, Ray Natili

Attendance: 5619

Points in the paint-NU 44,GT 30. Points off turnovers-NU 16,GT 13.

2nd chance points-NU 6,GT 12. Fast break points-NU 17,GT 10.

Bench points-NU 14,GT 31. Score tied-0 times. Lead changed-0 times.

Largest lead-NU by 17 2nd-03:56, GT None.

## GAME 8

### Tulane 57, Georgia Tech 52

Dec. 3, 2011 • New Orleans, La.

Ricky Tarrant highlighted a 24-point outing with six 3-pointers and a pair of clutch free throws with 25 seconds left, and Tulane improved to 9-0 for the first time in two decades with a 57-52 victory over Georgia Tech.

Josh Davis scored 11 points and grabbed 10 rebounds for Tulane, while Kendall Timmons scored nine points, including a steal and break-away dunk to give the Green Wave the lead for good in the final 40 seconds.

Glen Rice Jr. had 11 points and 11 rebounds for Georgia Tech (4-4), which has dropped two straight. Jason Morris added 12 points for the Yellow Jackets.

Tulane shot only 20 percent in the second half and went 10:50 without hitting from the field. That allowed Tech to erase a 44-34 deficit with a 12-2 run, tying the game at 46 on Brandon Reed's driving layup with 5:43 to go.

The Green Wave made only one field goal after that, but that was Davis' dunk, which put his team ahead for good. They salted the game away at the free throw line.

#### GEORGIA TECH (4-4)

Player	FG-A	3P-A	FT-A	Reb	PF	Pts	A	TO	Bk	S	MIN
Holsey	3-5	0-0	0-3	1	5	6	0	3	2	1	20
Miller	1-8	0-0	3-4	4	1	5	1	2	2	1	33
Udofia	4-9	1-2	0-0	6	2	9	2	2	0	1	27
Reed	2-11	1-7	2-2	5	0	7	1	3	0	1	31
Rice	5-13	1-3	0-0	11	5	11	5	3	4	1	35
Royal	0-2	0-0	0-0	0	1	0	0	0	0	0	2
Foreman	1-1	0-0	0-0	3	3	2	0	0	1	1	19
Morris	5-11	2-5	0-0	3	1	12	1	0	3	0	26
Craig	0-0	0-0	0-0	0	0	0	0	0	0	0	1
Hicks	0-0	0-0	0-0	2	0	0	0	0	0	0	6
<b>Totals</b>	<b>21-60</b>	<b>5-17</b>	<b>5-9</b>	<b>41</b>	<b>18</b>	<b>52</b>	<b>10</b>	<b>13</b>	<b>12</b>	<b>6</b>	<b>200</b>
<b>FG%</b>	<b>1st Half: 10-26 38.5%</b>	<b>2nd Half: 11-34 32.4%</b>	<b>Game: 35.0%</b>								
<b>3FG%</b>	<b>1st Half: 3-6 50.0%</b>	<b>2nd Half: 2-11 18.2%</b>	<b>Game: 29.4%</b>								
<b>FT%</b>	<b>1st Half: 3-4 75.0%</b>	<b>2nd Half: 2-5 40.0%</b>	<b>Game: 55.6%</b>								

#### TULANE (9-0)

Player	FG-A	3P-A	FT-A	Reb	PF	Pts	A	TO	Bk	S	MIN
Davis	2-9	0-0	7-8	10	1	11	4	3	2	0	37
Timmons	2-11	1-2	4-6	6	1	9	2	2	4	2	35
Bruha	4-9	0-0	1-1	5	1	9	0	0	0	0	29
Tarrant	7-10	6-7	4-4	7	2	24	2	1	0	0	36
Callahan	1-8	1-4	1-2	1	4	4	3	4	0	2	36
Rogers	0-2	0-1	0-0	0	1	0	0	0	0	0	8
Thomas	0-1	0-0	0-0	2	1	0	0	1	0	0	11
Hook	0-2	0-2	0-0	0	0	0	0	0	0	0	6
Drye	0-0	0-0	0-0	0	0	0	0	0	0	0	2
<b>Totals</b>	<b>16-52</b>	<b>8-16</b>	<b>17-21</b>	<b>39</b>	<b>11</b>	<b>57</b>	<b>11</b>	<b>12</b>	<b>6</b>	<b>4</b>	<b>200</b>
<b>FG%</b>	<b>1st Half: 11-27 40.7%</b>	<b>2nd Half: 5-25 20.0%</b>	<b>Game: 30.8%</b>								
<b>3FG%</b>	<b>1st Half: 6-10 60.0%</b>	<b>2nd Half: 2-6 33.3%</b>	<b>Game: 50.0%</b>								
<b>FT%</b>	<b>1st Half: 5-5 100%</b>	<b>2nd Half: 12-16 75.0%</b>	<b>Game: 81.0%</b>								

Score by Periods	1st	2nd	Total
Georgia Tech	26	26	52
Tulane	33	24	57

Officials: Karl Hess, Raymond Styons, J.B. Caldwell

Attendance: 3170

Points in the paint-GT 26,TLN 14. Points off turnovers-GT 9,TLN 15.

2nd chance points-GT 11,TLN 8. Fast break points-GT 6,TLN 4.

Bench points-GT 14,TLN 0. Score tied-6 times. Lead changed-4 times.

Largest lead-GT by 6 1st-10:11, TLN by 10 2nd-15:50.

## GAME 9

### Georgia Tech 68, Georgia 56

Dec. 7, 2011 • Athens, Ga.

Georgia Tech took control with a dominant start to the second half and beat Georgia 68-56 for the Yellow Jackets' first win in 35 years on the campus of their state rival.

Jason Morris had 15 points, all in the second half, as Georgia Tech (5-4) beat the Bulldogs after trailing by seven points in the first half. Kammeon Holsey, Brandon Reed and Glen Rice each had 12 points for the Yellow Jackets, who ended their 13-game losing streak in Athens.

Gerald Robinson had a season-high 20 points, including 16 in the first half, for Georgia (4-5), which has lost four straight.

First-year coach Brian Gregory led Georgia Tech to its first win at Georgia since Nov. 26, 1976.

Georgia held a big lead of nine points at 28-19 late in the first half. Georgia Tech began to recover on two baskets by Glen Rice to trail 29-25 at the break.

The Yellow Jackets dominated the first nine minutes of the second half, outscoring the Bulldogs 18-4, including 12 unanswered points for a 43-33 lead.

There were three ties early in the second half before a basket by Daniel Miller started Georgia Tech's 12-0 run. Miller had 10 points and nine rebounds.

#### GEORGIA TECH (5-4)

Player	FG-A	3P-A	FT-A	Reb	PF	Pts	A	TO	Bk	S	MIN
Udofia	2-7	0-2	3-4	3	4	7	2	1	0	0	23
Miller	5-5	0-0	0-0	9	1	10	1	2	4	2	35
Reed	4-7	0-0	4-7	3	1	12	2	1	0	1	28
Holsey	6-9	0-0	0-1	2	3	12	1	3	0	0	32
Rice	4-11	1-6	3-5	4	3	12	3	2	1	1	36
Royal	0-1	0-1	0-0	1	1	0	0	0	0	0	9
Foreman	0-0	0-0	0-0	0	1	0	1	0	0	0	6
Morris	4-8	2-3	5-6	2	1	15	1	2	0	1	27
Hicks	0-0	0-0	0-0	1	0	0	0	0	0	0	4
<b>Totals</b>	<b>25-48</b>	<b>3-12</b>	<b>15-23</b>	<b>34</b>	<b>15</b>	<b>68</b>	<b>11</b>	<b>11</b>	<b>5</b>	<b>5</b>	<b>200</b>
<b>FG%</b>	<b>1st Half: 12-28 42.9%</b>	<b>2nd Half: 13-20 65.0%</b>	<b>Game: 52.1%</b>								
<b>3FG%</b>	<b>1st Half: 1-6 16.7%</b>	<b>2nd Half: 2-6 33.3%</b>	<b>Game: 25.0%</b>								
<b>FT%</b>	<b>1st Half: 0-1 0.0%</b>	<b>2nd Half: 15-22 68.2%</b>	<b>Game: 65.2%</b>								

#### GEORGIA (4-5)

Player	FG-A	3P-A	FT-A	Reb	PF	Pts	A	TO	Bk	S	MIN
Caldwell-Pope	3-12	2-9	2-3	5	4	10	1	0	0	1	29
Thomton	0-2	0-1	0-0	6	2	0	2	1	0	0	23
Ware	2-6	1-5	3-3	0	1	8	2	0	0	2	24
Williams	2-3	1-1	5-7	1	2	10	1	1	0	1	17
Williams	1-2	0-0	1-2	3	5	3	0	0	1	0	20
Dixon	0-0	0-0	0-0	1	0	0	0	1	0	0	4
Nolte	1-2	1-2	0-0	2	2	3	0	0	0	0	12
Robinson	7-15	1-2	5-6	3	2	20	1	4	0	1	30
Brantley	0-0	0-0	0-0	0	1	0	0	1	0	0	11
Florvus	0-2	0-0	0-0	0	4	0	0	2	2	0	15
Djurisic	1-5	0-3	0-0	4	0	2	0	1	0	2	15
<b>Totals</b>	<b>17-49</b>	<b>6-23</b>	<b>16-21</b>	<b>30</b>	<b>23&lt;/</b>						

# 2011-12 GAME SUMMARIES

## GAME 10

### Georgia Tech 65, Savannah State 45

Dec. 10, 2011 • Savannah, Ga.

Georgia Tech center Daniel Miller dominated both offensively and defensively, scoring 12 points and blocking four shots as the Yellow Jackets defeated Savannah State 65-45.

Brandon Reed added 16 points for Georgia Tech (6-4). The win is the Yellow Jackets' second straight, with both victories coming on the road against in-state opponents.

The Yellow Jackets leveraged their size advantage inside to disrupt Savannah State's offense and force the Tigers (3-7) to become a jump-shooting team. Savannah State shot a season-low 28.3 percent from the floor (17 of 60) and went 4 of 20 from 3-point range.

The Tigers' post combination of Rashad Hassan and Arnold Louis combined to score just 12 points against Georgia Tech's frontcourt of Miller, Kammeon Holsey and Nate Hicks.

Hassan and guard Preston Blackmon led the Tigers with 10 points apiece.

The Yellow Jackets broke the game open to start the second half. Four different players scored in a 9-0 run that pushed a 26-19 halftime lead to 16 points. Georgia Tech coasted from there, leading by as many as 25 points.

#### GEORGIA TECH (6-4)

Player	FG-A	3P-A	FT-A	Reb	PF	Pts	A	TO	Bk	S	MIN
Udofia	1-4	0-3	5-6	1	4	7	0	4	0	1	32
Miller	6-6	0-0	0-0	5	1	12	3	2	4	0	20
Reed	6-7	2-3	2-3	5	1	16	0	1	0	1	27
Holsey	4-7	0-0	0-1	8	2	8	2	0	0	1	26
Rice	3-5	0-1	0-0	6	2	6	1	0	1	1	27
Royal	1-5	0-1	2-4	2	4	4	3	1	0	2	21
Foreman	1-1	0-0	0-0	1	0	2	0	0	0	0	1
Peek	0-1	0-0	0-0	0	0	0	0	0	0	0	8
Moore	0-1	0-0	0-0	0	1	0	0	0	1	0	3
Morris	2-6	0-2	2-4	2	2	6	1	1	0	0	21
Craig	0-1	0-1	0-0	1	1	0	0	0	0	0	4
Hicks	1-3	0-0	2-2	3	1	4	0	0	2	0	10
Totals	25-47	2-11	13-20	37	19	65	10	9	8	7	200
FG%	1st Half: 11-21 52.4%		2nd Half: 14-26 53.8%		Game: 53.2%						
3FG%	1st Half: 2-6 33.3%		2nd Half: 0-5 0.0%		Game: 18.2%						
FT%	1st Half: 2-4 50.0%		2nd Half: 11-16 68.8%		Game: 65.0%						

#### SAVANNAH STATE (3-7)

Player	FG-A	3P-A	FT-A	Reb	PF	Pts	A	TO	Bk	S	MIN
Hassan	5-12	0-1	0-5	2	1	10	0	0	0	1	22
Louis	1-5	0-0	0-0	9	2	2	0	0	1	1	21
Blackmon	4-9	1-2	1-2	2	1	10	6	7	0	0	28
Rudolph	0-7	0-7	0-0	2	1	0	1	1	0	2	22
Smith,C	1-4	0-0	1-3	4	1	3	2	0	0	0	22
Spears	0-2	0-0	0-0	1	2	0	0	0	0	0	3
Hendley	0-2	0-0	0-0	1	1	0	1	0	0	0	14
Wilson	2-4	2-3	1-2	1	1	7	1	1	0	0	17
Montgomery	1-7	1-6	2-2	3	1	5	0	0	0	0	19
Richards	2-6	0-1	1-2	2	2	5	0	0	0	0	13
Angelo	0-0	0-0	1-2	1	0	1	0	0	0	0	2
Smith,J	1-2	0-0	0-0	5	3	2	0	2	2	0	17
Totals	17-60	4-20	7-18	37	16	45	11	12	3	4	200
FG%	1st Half: 7-31 22.6%		2nd Half: 10-29 34.5%		Game: 28.3%						
3FG%	1st Half: 2-11 18.2%		2nd Half: 2-9 22.2%		Game: 20.0%						
FT%	1st Half: 3-4 75.0%		2nd Half: 4-14 28.6%		Game: 38.9%						

#### Score by Periods

	1st	2nd	Total
Georgia Tech	26	39	65
Savannah State	19	26	45

Officials: Sean Hull, John Corio, Tony Dawkins

Attendance: 3521

Points in the paint-GT 36,SSUM 16. Points off turnovers-GT 7,SSUM 7.

2nd chance points-GT 4,SSUM 11. Fast break points-GT 2,SSUM 2.

Bench points-GT 16,SSUM 20. Score tied-0 times. Lead changed-3 times.

Largest lead-GT by 25 2nd-04:50, SSUM by 2 1st-19:25.

## GAME 11

### Georgia Tech 65, Alabama A&M 54

Dec. 19, 2011 • Arena at Gwinnett

Glen Rice Jr. scored 21 points and Mfon Udofia added all 16 of his in the second half to help Georgia Tech overcome a sluggish offensive start in a 65-54 win over Alabama A&M.

The Yellow Jackets (7-4) won their third straight despite turning the ball over on four of their first six possessions and 21 times overall. Georgia Tech trailed 10-5 eight minutes in.

Despite the poor start, Georgia Tech rebounded behind its defense.

The Yellow Jackets who held their previous three opponents to 35-percent shooting or worse, held the Bulldogs (2-5) to 20-for-57 shooting (35.1 percent.) Georgia Tech took advantage of the misses, outrebounding Alabama A&M 47-22.

Jeremy Ingram scored 14 points off the bench to lead the Bulldogs, who tied the game early in the second half. Alabama A&M's Brandon Ellis knotted it at 25-25 on a layup with 18:44 remaining.

#### ALABAMA A&M (2-5)

Player	FG-A	3P-A	FT-A	Reb	PF	Pts	A	TO	Bk	S	MIN
Canty	4-12	0-3	4-6	1	5	12	1	3	0	2	26
Allen	3-6	0-2	2-3	5	3	8	1	1	1	0	23
Hunter	1-3	0-0	1-2	5	5	3	0	2	0	1	27
Crutcher	2-6	1-4	2-4	2	4	7	3	4	0	1	29
Ellis	2-5	0-2	0-0	2	2	4	0	1	0	1	20
Banks	0-0	0-0	0-0	3	0	0	0	0	0	1	6
Hardy	0-0	0-0	0-0	0	1	0	0	0	0	0	0+
Hill	0-3	0-2	0-0	1	4	0	2	0	0	0	14
Long	2-3	2-3	0-1	1	1	6	0	0	0	0	12
Ingram	6-15	2-6	0-0	2	2	14	1	1	0	1	19
Lee	0-2	0-2	0-0	0	1	0	1	0	0	0	12
Martin	0-1	0-0	0-0	0	1	0	0	0	0	0	7
Alexander	0-1	0-1	0-0	0	1	0	0	1	0	0	5
Totals	20-57	5-25	9-16	25	30	54	9	13	1	7	200
FG%	1st Half: 7-25 28.0%		2nd Half: 13-32 40.6%		Game: 35.1%						
3FG%	1st Half: 2-14 14.3%		2nd Half: 3-11 27.3%		Game: 20.0%						
FT%	1st Half: 5-8 62.5%		2nd Half: 4-8 50.0%		Game: 56.3%						

#### GEORGIA TECH (7-4)

Player	FG-A	3P-A	FT-A	Reb	PF	Pts	A	TO	Bk	S	MIN
Holsey	0-2	0-0	0-2	5	1	0	0	3	0	1	18
Miller	4-8	0-0	0-0	9	2	8	2	1	2	1	33
Udofia	2-4	1-3	11-14	4	3	16	1	7	0	0	25
Reed	0-2	0-2	2-3	3	1	2	0	3	0	1	11
Rice	6-10	3-6	6-9	10	2	21	2	1	3	1	33
Royal	5-8	0-0	0-0	7	1	10	0	1	0	0	22
Jordan	0-3	0-2	2-2	2	1	2	0	1	0	0	15
Foreman	0-2	0-1	0-0	1	3	0	0	1	0	0	17
Morris	1-5	0-1	4-4	6	2	6	2	3	3	0	26
Totals	18-44	4-15	25-34	47	16	65	7	22	8	4	200
FG%	1st Half: 9-22 40.9%		9-22 40.9%		Game: 40.9%						
3FG%	1st Half: 1-7 14.3%		3-8 37.5%		Game: 26.7%						
FT%	1st Half: 6-9 66.7%		19-25 76.0%		Game: 73.5%						

#### Score by Periods

	1st	2nd	Total
Alabama A&M	21	33	54
Georgia Tech	25	40	65

Officials: Sean Corbin, Bill Covington, Jr., Tim Ebersole

Attendance: 2467

Points in the paint-AAMU 22,GT 16. Points off turnovers-AAMU 21,GT 14.

2nd chance points-AAMU 11,GT 14. Fast break points-AAMU 8,GT 5.

Bench points-AAMU 20,GT 18. Score tied-5 times. Lead changed-5 times.

Last FG-AAMU 2nd-00:22, GT 2nd-04:05.

Largest lead-AAMU by 5 1st-11:56, GT by 13 2nd-07:11.

## GAME 12

### Mercer 65, Georgia Tech 59

Dec. 22, 2011 • Arena at Gwinnett

Travis Smith went 6 for 6 at the foul line in the final minute and Mercer overcame a seven-point second-half deficit to snap a nine-game losing streak to Georgia Tech with a 65-59 victory.

Monty Brown scored 13 points to lead Mercer (8-5). Glen Rice Jr. had 19 points and 11 rebounds for the Yellow Jackets (7-5).

Mercer's last victory over Tech had come on Jan. 28, 1974, when the Bears won 102-85 in Atlanta. The Yellow Jackets had won 20 of the past 22 meetings.

Tech led 51-44 with 7 minutes left to play, but Mercer closed the game with a 21-8 run.

After Rice's two free throws with 1:16 left got Tech back within two points, 58-56, Mercer went 7 for 8 at the foul line to close out the win. The Yellow Jackets' only score in the final minute was a 3-pointer by Jason Morris.

#### MERCER (8-5)

Player	FG-A	3P-A	FT-A	Reb	PF	Pts	A	TO	Bk	S	MIN
Cecil	3-7	2-5	0-0	2	3	8	0	1	0	0	24
Gollon	4-7	2-3	0-1	5	3	10	5	3	0	1	33
Coursey	5-11	0-0	0-0	4	1	10	0	1	3	0	20
Thomas	4-7	2-5	2-2	7	1	12	2	2	0	3	34
Hall	1-9	1-6	1-2	3	1	4	5	2	0	2	35
Smith	1-3	0-2	6-6	0	2	8	3	0	0	0	24
Canevari	0-1	0-1	0-0	0	0	0	0	0	0	0	2
Halice	0-0	0-0	0-0	2	1	0	0	0	0	0	2
Smith	0-0	0-0	0-0	0	0	0	0	0	0	0	5
Harris	0-1	0-0	0-0	0	1	0	0	1	0	1	6
Brown	4-6	0-0	5-8	3	1	13	1	1	0	0	12
Larsen	0-1	0-0	0-2	2	0	0	0	0	0	0	3
Totals	22-53	7-22	14-21	30	14	65	16	11	3	7	200
FG%	1st Half: 10-29 34.5%		12-24 50.0%		Game: 41.5%						
3FG%	1st Half: 5-13 38.5%		2-9 22.2%		Game: 31.8%						
FT%	1st Half: 6-10 60.0%		8-11 72.7%		Game: 66.7%						

#### GEORGIA TECH (7-5)

Player	FG-A	3P-A	FT-A	Reb	PF	Pts	A	TO	Bk	S	MIN
Holsey	4-4	0-0	1-2	3	4	9	1	5	0	0	16
Miller	2-9	0-0	3-4	6	3	7	3	0	2	2	32
Morris	4-11	2-5	0-0	1	3	10	0	0	1	1	28
Reed	1-5	0-1	0-1	5	1	2	1	3	0	1	15
Rice	7-13	1-6	4-4	11	2	19	3	4	0	2	37
Udofia	2-6	1-4	1-2	1	3	6	1	2	0	0	30
Royal	2-4	0-0	0-0	1	1	4	1	0	0	0	14
Jordan	0-0	0-0	0-0	1							



# 2011-12 GAME SUMMARIES

## GAME 13

### Fordham 72, Georgia Tech 66

Dec. 29, 2011 - The Bronx, N.Y.

Chris Gaston scored 23 points and grabbed 17 rebounds as Fordham beat Georgia Tech 72-66 at Rose Hill Gym, which hosted an ACC team for only the third time in its history.

Jason Morris led Georgia Tech with 17 points and Brandon Reed chipped in with 16.

Georgia Tech (7-6) trailed by as many as 10 points in the second half, but rallied to cut the Fordham lead to three, 56-53, with 6:40 left to play behind Daniel Miller's three-point play. But Brandon Frazier sparked a 9-3 run to put the Rams ahead 65-56 with 3:49 remaining.

Frazier scored five points during the run and Gaston knocked down two free throws. Frazier finished with a season-high 19 points and six assists for the Rams.

Tech had one more rally left as Kammeon Holsey and Reed each scored twice. Reed drained a long three to get the Jackets within 67-66 with 31 seconds left. After Kevin Bristol sank one of two free throws to make it 68-66 with 29 seconds left, Tech had a chance to tie or take the lead. Reed passed up an open three to drive the paint, and his runner caromed off the iron.

The Rams went 4-for-4 from the free throw line from there to ice the game.

The Yellow Jackets only made 6 of 14 free throws and sent the Rams to the line 34 times.

#### GEORGIA TECH (7-6)

Player	FG-A	3P-A	FT-A	Reb	PF	Pts	A	TO	Bk	S	MIN
Holsey	4-6	0-0	0-1	4	3	8	2	1	0	0	20
Rice	0-3	0-2	0-2	4	1	0	3	1	0	1	19
Miller	4-7	0-0	1-1	6	1	9	4	2	4	1	34
Udofia	1-10	1-6	1-2	1	4	4	6	3	1	1	33
Reed	5-13	4-7	2-4	3	1	16	0	3	0	2	28
Royal	2-3	0-0	1-2	2	2	5	2	1	0	0	18
Jordan	1-2	1-1	0-0	1	4	3	1	0	0	2	13
Foreman	0-2	0-1	0-0	1	1	0	0	0	0	0	11
Morris	6-10	4-7	1-2	3	5	17	0	0	0	0	17
Craig	0-1	0-1	0-0	0	1	0	1	0	0	0	2
Hicks	2-2	0-0	0-0	1	2	4	0	0	0	0	5
Totals	25-59	10-25	6-14	30	25	66	19	11	5	7	200
FG%	1st Half: 12-28	42.9%	2nd Half: 13-31	41.9%	Game: 42.4%						
3FG%	1st Half: 6-16	37.5%	2nd Half: 4-9	44.4%	Game: 40.0%						
FT%	1st Half: 1-4	25.0%	2nd Half: 5-10	50.0%	Game: 42.9%						

#### FORDHAM (8-6)

Player	FG-A	3P-A	FT-A	Reb	PF	Pts	A	TO	Bk	S	MIN
Gaston	6-16	0-0	11-15	17	3	23	2	4	1	3	39
Bristol	3-6	0-0	1-2	11	2	7	1	1	1	1	31
Frazier	5-11	2-4	7-8	4	1	19	6	2	1	1	36
McMillan	1-6	1-4	2-5	2	2	5	2	2	0	0	27
Smith	4-11	2-6	1-4	5	1	11	3	1	0	1	31
Short	2-5	1-3	0-0	0	0	5	0	0	0	1	9
Estwick	1-3	0-2	0-0	1	2	0	0	0	0	0	17
Dominique	0-0	0-0	0-0	1	0	0	0	0	0	0	4
Canty	0-0	0-0	0-0	1	3	0	0	1	0	0	6
Totals	22-58	6-19	22-34	45	14	72	14	11	3	7	200
FG%	1st Half: 11-31	35.5%	2nd Half: 11-27	40.7%	Game: 37.9%						
3FG%	1st Half: 3-10	30.0%	2nd Half: 3-9	33.3%	Game: 31.6%						
FT%	1st Half: 7-12	58.3%	2nd Half: 15-22	68.2%	Game: 64.7%						

Score by Periods	1st	2nd	Total
Georgia Tech	31	35	66
Fordham	32	40	72

Officials: Earl Walton, Ted Valentine, Bob Donato

Technical fouls: Georgia Tech-Morris,Jason.

Attendance: 3200

Points in the paint-GT 30,FOR 26. Points off turnovers-GT 10,FOR 17.

2nd chance points-GT 9,FOR 12. Fast break points-GT 6,FOR 6.

Bench points-GT 29,FOR 7. Score tied-1 time. Lead changed-3 times.

Largest lead-GT by 6 1st-10:28, FOR by 10 2nd-09:55.

## GAME 14

### Alabama 73, Georgia Tech 48

Jan. 3, 2012 • Philips Arena

Trevor Releford scored 17 points, Tony Mitchell added 14 and Alabama coasted to a 73-48 victory over Georgia Tech.

JaMychal Green, a first-team All-Southeastern Conference forward, finished with nine points and five rebounds in 22 minutes for the Crimson Tide (11-3). Green did not start, but played for the first time since injuring his right shoulder in a Dec. 17 loss to Kansas State.

Kammeon Holsey finished with 14 points for Georgia Tech (7-7), which has lost three straight. The Yellow Jackets dropped to 0-2 at Philips Arena, where they will host No. 5 Duke in both schools' Atlantic Coast Conference opener Saturday.

After Green's finger-roll gave the Crimson Tide a 40-22 lead to end the first-half scoring, Georgia Tech's Julian Royal made it 41-31 on a layup with 17:11 remaining.

But less than five minutes later, the Crimson Tide led by 22 following two free throws by Andrew Steele.

#### ALABAMA (11-3)

Player	FG-A	3P-A	FT-A	Reb	PF	Pts	A	TO	Bk	S	MIN
Mitchell	6-10	1-4	1-1	6	4	14	1	2	2	1	21
Jacobs	2-9	0-0	0-0	4	3	4	0	3	1	2	29
Lacey	1-5	0-4	1-2	1	2	3	5	3	0	3	27
Releford	8-8	1-1	0-0	5	3	17	4	1	0	2	30
Randolph	2-5	0-0	3-4	4	1	7	4	0	0	2	29
Green	4-7	0-0	1-2	5	0	9	2	3	2	2	23
Hankerson	2-3	1-1	0-1	0	0	5	0	0	0	0	3
Engstrom	0-0	0-0	0-0	1	1	0	0	0	0	0	4
Eblen	0-1	0-1	0-0	0	0	0	0	0	0	0	3
Blackledge	0-0	0-0	0-0	1	0	0	1	0	0	0	1
Cooper	2-4	0-1	1-1	4	1	5	0	1	0	1	18
Steele	2-2	0-0	5-5	2	1	9	0	0	0	1	12
Totals	29-54	3-12	12-16	33	16	73	17	13	5	14	200
FG%	1st Half: 18-32	56.3%	2nd Half: 11-22	50.0%	Game: 53.7%						
3FG%	1st Half: 2-6	33.3%	2nd Half: 1-6	16.7%	Game: 25.0%						
FT%	1st Half: 2-3	66.7%	2nd Half: 10-13	76.9%	Game: 75.0%						

#### GEORGIA TECH (7-7)

Player	FG-A	3P-A	FT-A	Reb	PF	Pts	A	TO	Bk	S	MIN
Holsey	7-9	0-0	0-5	5	3	14	0	5	0	0	25
Miller	0-4	0-0	0-0	6	3	0	3	4	1	0	21
Udofia	3-7	1-2	1-3	4	2	8	1	4	0	1	28
Morris	0-4	0-1	1-2	2	0	1	2	3	0	1	25
Reed	3-10	2-6	0-0	0	2	8	3	2	0	0	26
Royal	4-6	0-1	2-2	3	0	10	1	1	0	0	18
Jordan	1-1	0-0	0-0	1	2	0	0	1	0	1	12
Foreman	0-0	0-0	0-0	0	0	0	0	0	0	1	8
Rice	2-7	1-4	0-0	4	1	5	1	2	0	1	22
Hicks	0-1	0-0	0-0	4	2	0	1	1	1	0	15
Totals	20-49	4-14	4-12	29	14	48	12	22	3	4	200
FG%	1st Half: 10-25	40.0%	2nd Half: 10-24	41.7%	Game: 40.8%						
3FG%	1st Half: 1-6	16.7%	2nd Half: 3-8	37.5%	Game: 28.6%						
FT%	1st Half: 1-4	25.0%	2nd Half: 3-8	37.5%	Game: 33.3%						

Score by Periods	1st	2nd	Total
Alabama	40	33	73
Georgia Tech	22	26	48

Officials: Karl Hess, Roger Ayers, Gary Maxwell

Attendance: 5738

Points in the paint-UA 46,GT 26. Points off turnovers-UA 29,GT 13.

2nd chance points-UA 13,GT 11. Fast break points-UA 24,GT 10.

Bench points-UA 28,GT 17. Score tied-1 time. Lead changed-3 times.

Largest lead-UA by 27 2nd-08:08, GT by 3 1st-17:54.

## GAME 15

### Duke 81, Georgia Tech 74

Jan. 7, 2012 • Philips Arena

Ryan Kelly scored 21 points, Seth Curry added 15 and No. 5 Duke beat Georgia Tech 81-74 in the ACC opener for both teams.

Glen Rice Jr. scored a season-high 28 points and Mfon Udofia finished with 19 points for Georgia Tech (7-8, 0-1 ACC). The Yellow Jackets, who never led, have lost four straight.

Kelly was 14 of 14 from the free-throw line, including eight in the final 40 seconds to help seal the victory.

Freshman Austin Rivers finished with eight points, but gave the Blue Devils a boost after missing a pair of free throws with 3:26 remaining and his team leading 68-66.

After forcing a runner that missed, Rivers stole the ball from Mfon Udofia and scored a fastbreak layup to make it 70-64.

The Blue Devils took a 72-66 lead with 1:08 remaining when Curry bounced a pass off the glass for an assist that Mason Plumlee converted for a layup that made it 72-66.

Mason Plumlee's three-point play at the 8:07 mark of the first half gave Duke, which began the game shooting nearly 71 percent from the field, its biggest lead at 18.

But the Blue Devils didn't score another field goal in the first half after Andre Dawkins' 3-pointer from the right corner made it 36-24 with 4:07 remaining.

#### DUKE (13-2, 1-0 ACC)

Player	FG-A	3P-A	FT-A	Reb	PF	Pts	A	TO	Bk	S	MIN
Plumlee, Ma	3-6	0-0	3-3	8	3	9	3	0	2	1	29
Plumlee, Mi	3-3	0-0	1-3	3	4	7	0	1	1	0	17
Rivers	3-10	0-3	2-4	3	1	8	2	3	0	3	30
Cook	3-7	1-4	3-4	1	3	10	5	1	0	0	27
Curry	5-12	2-7	3-4	2	3	15	1	3	0	3	29
Thornton	1-2	1-1	0-0	0	2	3	1	0	0	1	13
Hairston	1-1	0-0	0-0	0	2	0	1	0	0	0	7
Dawkins	1-5	1-5	3-4	1	3	6	1	0	0	0	21
Kelly	3-4	1-2	14-14	5	3	21	0	0	0	0	27
Totals	23-50	6-22	29-36	26	22	81	13	9	3	8	200
FG%	1st Half: 13-28	46.4%	2nd Half: 10-22	45.5%	Game: 46.0%						
3FG%	1st Half: 4-15	26.7%	2nd Half: 2-7	28.6%	Game: 27.3%						
FT%	1st Half: 10-12	83.3%	2nd Half: 19-24	79.2%	Game: 80.6%						

#### GEORGIA TECH (7-8, 0-1 ACC)

Player	FG-A	3P-A	FT-A	Reb	PF	Pts	A	TO	Bk	S	MIN
Holsey	2-4	0-0	0-0	5	5	4	0	0	0	0	20
Miller	3-8	0-0	0-0	2	5	6	0	1	2	4	29
Udofia	6-9	2-3	5-8	4	2	19	4	3	0	1	33
Morris	4-9	0-1	3-3	4	4	11	3	2	0	0	33
Reed	0-2	0-1	0-0	1	0	0	0	1	0	0	8
Royal	2-5	0-0	0-0	6	3	4	1	3	0	0	25
Jordan	1-2	0-1	0-0	3	3	2	3	1	0	0	14
Foreman	0-0	0-0	0-0	0	0	0	0	0	0	0	0+
Rice	10-17	4-7	4-6</								

# 2011-12 GAME SUMMARIES

## GAME 16

### Georgia Tech 82, NC State 71

Jan. 11, 2012 • Raleigh, N.C.

Glen Rice Jr. scored 22 points to help Georgia Tech beat NC State 82-71.

Mfon Udofia added 17 for the Yellow Jackets (8-8, 1-1 ACC), who went on a 19-3 run to end the first half and take control. Georgia Tech led by 11 at halftime, then pushed that margin to 16 points midway through the second half in a surprisingly one-sided win. The Yellow Jackets had lost four straight games, but shot 51 percent and hit 9 of 15 3-pointers to give first-year coach Brian Gregory his first ACC victory.

C.J. Leslie scored 16 points to lead N.C. State (12-5, 1-1), which looked out of rhythm all night en route to handing its own first-year coach – Mark Gottfried – his first league loss. The Wolfpack had won six straight games since falling to top-ranked Syracuse here on Dec. 17.

Georgia Tech shot 58 percent after halftime to turn away any and every meager comeback attempt by the Wolfpack.

N.C. State pulled to within 45-40 on C.J. Williams' transition layup with 14 minutes left, but Rice answered by losing Williams around a screen and dropping in a runner in the lane. That started another run, this time 11-0 that blew the game open and had the Wolfpack chasing the Yellow Jackets the rest of the night.

#### GEORGIA TECH (8-8, 1-1 ACC)

Player	FG-A	3P-A	FT-A	Reb	PF	Pts	A	TO	Bk	S	MIN
Udofia	5-8	3-4	4-6	3	3	17	3	1	0	1	37
Miller	4-8	0-0	2-3	4	1	10	1	1	4	1	32
Morris	4-9	1-3	1-2	3	2	10	0	3	0	0	19
Reed	2-5	1-2	7-8	3	3	12	1	4	0	2	25
Holsey	1-7	0-0	4-7	8	3	6	1	1	0	0	23
Royal	1-1	0-0	0-0	0	0	2	0	1	1	0	11
Jordan	1-1	1-1	0-0	0	3	3	0	0	0	0	6
Foreman	0-0	0-0	0-0	0	1	0	0	0	0	0	2
Rice	7-10	3-5	5-5	5	4	22	2	3	0	1	34
Hicks	0-0	0-0	0-0	2	0	1	0	0	0	0	11
Totals	25-49	9-15	23-31	34	20	82	9	14	5	5	200
FG%	1st Half: 14-30 46.7%	2nd Half: 11-19 57.9%	Game: 51.0%								
3FG%	1st Half: 6-9 66.7%	2nd Half: 3-6 50.0%	Game: 60.0%								
FT%	1st Half: 6-8 75.0%	2nd Half: 17-23 73.9%	Game: 74.2%								

#### NC STATE (12-5, 1-1 ACC)

Player	FG-A	3P-A	FT-A	Reb	PF	Pts	A	TO	Bk	S	MIN
Howell	5-10	0-0	5-8	4	4	15	0	4	0	1	29
Brown	4-11	1-2	4-4	3	2	13	6	4	1	2	36
Leslie	6-9	0-0	4-8	7	5	16	1	1	1	1	24
Wood	3-11	2-9	2-2	1	4	10	1	2	2	0	38
Williams	5-10	1-4	1-1	4	3	12	1	0	1	0	32
Painter	0-1	0-0	1-2	4	0	1	0	0	1	0	20
Johnson	1-3	1-3	1-2	3	3	4	3	1	0	0	18
deThaey	0-1	0-1	0-0	0	1	0	0	0	0	0	3
Totals	24-56	5-19	18-27	29	23	71	12	12	6	4	200
FG%	1st Half: 10-28 35.7%	2nd Half: 14-28 50.0%	Game: 42.9%								
3FG%	1st Half: 2-7 28.6%	2nd Half: 3-12 25.0%	Game: 26.3%								
FT%	1st Half: 7-12 58.3%	2nd Half: 11-15 73.3%	Game: 66.7%								

Score by Periods	1st	2nd	Total
Georgia Tech	40	42	82
NC State	29	42	71

Fouled out: NCSU: #5 Leslie, C. at 0:12.6 in 2nd half

Officials: Jamie Luckie, Roger Ayers, Sean Corbin

Technical fouls: Georgia Tech-Rice, Glen; TEAM. NC State-Howell, Richard.

Attendance: 14072

Points in the paint-GT 18, ST 26. Points off turnovers-GT 10, ST 14.

2nd chance points-GT 5, ST 9. Fast break points-GT 11, ST 14.

Bench points-GT 27, ST 5. Score tied 4 times. Lead changed 3 times.

Largest lead-GT by 18 2nd-01:47, ST by 5 1st-07:32.

## GAME 17

### Maryland 61, Georgia Tech 50

Jan. 15, 2012 • College Park, Md.

Sean Mosley scored 18 points to lead Maryland past Georgia Tech 61-50 for its second straight conference win.

The Yellow Jackets (8-9, 1-2 ACC) got a team-high 11 points from Kammeon Holsey but lost for the fifth time in six games.

Daniel Miller and Jason Morris added eight points apiece for the Jackets.

Maryland prevailed in the defensive battle in which both teams shot under 34 percent, but the Terps hit 6-of-14 threes and went 19-of-23 from the free throw line.

Mosley scored all but two of his points in the second half, and was 10 of 10 from the foul line, as he led Maryland (12-4, 2-1) to its ninth win in 10 games. He went just 3-of-8 from the floor, but one of those was a 3-point basket from well beyond the arc at the 2:36 mark after Tech had closed to within 54-50.

Terrell Stoglin, the ACC's leading scorer, added 14 points for the Terrapins. He had seven points in a row during an early second-half run and scored in double figures for the 15th time this season. James Padgett scored 14 points and led Maryland with nine rebounds.

Kammeon Holsey scored 11 points to lead Georgia Tech.

#### GEORGIA TECH (8-9, 1-2 ACC)

Player	FG-A	3P-A	FT-A	Reb	PF	Pts	A	TO	Bk	S	MIN
Holsey	4-7	0-0	3-4	5	3	11	0	4	2	1	24
Miller	4-9	0-0	0-0	3	2	8	2	1	2	1	25
Udofia	2-8	0-3	0-0	2	4	4	3	1	0	1	30
Morris	3-10	2-6	0-0	4	3	8	0	2	2	1	29
Reed	1-6	0-3	4-5	2	0	6	3	1	0	0	19
Royal	1-2	1-1	0-0	3	1	3	0	0	0	0	10
Jordan	0-2	0-1	0-0	0	1	0	0	2	0	0	11
Foreman	0-1	0-0	0-0	1	1	0	0	0	0	1	5
Rice	2-8	0-3	2-2	4	4	6	2	2	2	2	32
Hicks	2-3	0-0	0-0	7	2	4	0	3	1	0	15
Totals	19-56	3-17	9-11	36	21	50	10	16	9	7	200
FG%	1st Half: 7-29 24.1%	2nd Half: 12-27 44.4%	Game: 33.9%								
3FG%	1st Half: 2-10 20.0%	2nd Half: 1-7 14.3%	Game: 17.6%								
FT%	1st Half: 3-4 75.0%	2nd Half: 6-7 85.7%	Game: 81.8%								

#### MARYLAND (12-4, 2-1 ACC)

Player	FG-A	3P-A	FT-A	Reb	PF	Pts	A	TO	Bk	S	MIN
Mosley	3-8	2-2	10-10	5	1	18	2	1	0	1	29
Padgett	4-10	0-0	6-7	9	0	14	1	0	1	0	30
Len	0-3	0-0	0-0	9	4	0	0	1	3	0	28
Stoglin	4-12	3-7	3-3	5	0	14	2	3	0	1	31
Howard	2-8	1-4	0-0	4	1	5	1	5	1	0	33
Faust	4-7	0-0	0-0	2	1	8	1	2	0	3	25
Weijjs	0-1	0-0	0-2	1	0	0	1	0	0	0	5
Parker	0-1	0-1	0-0	0	0	0	0	1	0	0	6
Pankey	1-4	0-0	1-1	1	4	2	1	0	0	0	13
Totals	18-54	6-14	19-23	38	11	61	9	14	5	5	200
FG%	1st Half: 7-27 25.9%	2nd Half: 11-27 40.7%	Game: 33.3%								
3FG%	1st Half: 2-6 33.3%	2nd Half: 4-8 50.0%	Game: 42.9%								
FT%	1st Half: 8-9 88.9%	2nd Half: 11-14 78.6%	Game: 82.6%								

Score by Periods	1st	2nd	Total
Georgia Tech	19	31	50
Maryland	24	37	61

Officials: Bryan Kersey, Ed Corbett, Brian O'Connell

Technical fouls: Georgia Tech-TEAM

Attendance: 11776

Points in the paint-GT 24, MD 20. Points off turnovers-GT 7, MD 16.

2nd chance points-GT 11, MD 9. Fast break points-GT 4, MD 8.

Bench points-GT 13, MD 10. Score tied 6 times. Lead changed 7 times.

Largest lead-GT by 3 1st-17:04, MD by 12 2nd-11:13.

## GAME 18

### Virginia 70, Georgia Tech 38

Jan. 19, 2012 • Philips Arena

Mike Scott scored 18 points and No. 15 Virginia defeated Georgia Tech 70-38.

The Cavaliers (15-2, 2-1 ACC) were never seriously challenged by the Yellow Jackets, who put up their lowest-scoring game since a 53-38 loss to Wake Forest in 1982.

Kammeon Holsey, with 12 points, was the only player in double figures for Georgia Tech (8-10, 1-3), which shot only 29 percent (14 of 48) from the field.

The Cavaliers held Georgia Tech to only two points during a span of nearly 6 minutes in the first half, a stretch that essentially decided the game. The Yellow Jackets made 1 of 7 shots during that drought and never got the margin below double figures the rest of the way.

Led by Joe Harris' 11 points, the Cavaliers went to the locker room in total control, up 35-17. They held Georgia Tech to 8-of-26 shooting (31 percent), outrebounded the Yellow Jackets 23-12 and turned it over only once.

Virginia kept it up in the second half, going 28 of 58 (48 percent) from the field. Harris finished with 16 points, while Jontel Evans gave Georgia Tech fits with his quickness and ability to penetrate.

#### VIRGINIA (15-2, 2-1 ACC)

Player	FG-A	3P-A	FT-A	Reb	PF	Pts	A	TO	Bk	S	MIN
Harris	7-10	1-1	1-2	5	2	16	3	1	1	0	27
Scott	7-13	0-1	4-4	7	2	18	2	1	0	0	27
Sene	1-1	0-0	0-0	3	2	2	0	0	1	0	13
Evans	3-8	0-0	0-0	5	1	6	5	2	0	2	25
Zeglinski	4-8	2-6	0-0	3	3	10	1	1	0	0	29
Browman	0-0	0-0	1-2	3	0	1	1	0	0	0	4
Jespersen	2-5	2-5	0-0	2	2	6	0	2	0	0	14
Brogdon	1-5	0-2	1-2	3	0	3	1	0	1	0	18
Mitchell	2-4	0-0	0-1	7	2	4	0	1	0	0	22
Rogers	0-1	0-1	0-0	1	0	0	0	0	0	0	2
Vozenilek	0-1	0-0	0-0	0	0	0	0	0	0	0	2
Atkins	1-2	0-0	2-2	2	2	4	1	0	2	1	17
Totals	28-58	5-16	9-13	45	16	70	14	8	5	3	200
FG%	1st Half: 15-32 46.9%	2nd Half: 13-26 50.0%	Game: 48.3%								
3FG%	1st Half: 1-8 12.5%	2nd Half: 4-8 50.0%	Game: 31.3%								
FT%	1st Half: 4-4 100%	2nd Half: 5-9 55.6%	Game: 69.2%								

#### GEORGIA TECH (8-10, 1-3 ACC)

Player	FG-A	3P-A	FT-A	Reb	PF	Pts	A	TO	Bk	S	MIN
Morris	2-5	0-2	2-4	0	1	6	0	0	0	0	23
Holsey	4-8	0-0	4-7	2	2	12	1	0	1	1	17
Miller	1-3	0-0	0-0	3	0	2	1	1	0	1	27
Udofia	3-7	1-3	2-6	5	2	9	1	0	0	1	30
Reed	0-6	0-4	0-0	1	0	0	1	0	1	0	20
Royal	1-3	0-1	0-0	3	2	2	0	1	1	1	25
Jordan	0-2	0-1	0-0	0	2	0	0	1	0	0	12
Foreman	0-0	0-0	0-0	2	3	0	0	0	0	0	6
Craig	0-3	0-2	0-0	0	0	0	0	0	0	0	4
Rice	3-10	0-2	1-2	4	3	7	1	1	1	0	25
Hicks	0-1	0-0	0-0	2	2	0	0	1	1	0	11
Totals	14-48	1-15	9-19	22	17	38	4	6	4	5	200
FG%	1st Half: 8-26 30.8%	2nd Half: 6-22 27.3%	Game: 29.2%								
3FG%	1st Half: 0-8 0.0%	2nd Half: 1-7 14.3%	Game: 6.7%								
FT%	1st Half: 1-3 33.3%	2nd Half: 8-16 50.0%	Game: 47.4%								

Score by Periods	1st	2nd
------------------	-----	-----

# 2011-12 GAME SUMMARIES

## GAME 19

### Clemson 64, Georgia Tech 62

Jan. 21, 2012 • Clemson, S.C.

Glen Rice Jr. scored 15 of his 19 points in the final five minutes to rally Georgia Tech but fell short 64-62 to Clemson.

Andre Young had career highs with 29 points and seven 3-pointers for Clemson.

The Tigers (10-9, 2-3 ACC) snapped a three-game losing streak, but watched a 16-point lead nearly disappear over the final six minutes. Jason Morris' 3-pointer with 23.5 seconds left drew Georgia Tech within three points at 62-59.

But Young followed with a pair of foul shots to extend the lead and beat the Yellow Jackets (8-11, 1-4) for a fourth straight time.

But Glen Rice Jr., who had only four points in the game's first 35 minutes, scored 15 points in the final five minutes as Georgia Tech shrunk Clemson's lead from 16 points to 61-56 with 35 seconds to go.

Young made one of two foul shots and Morris drew Georgia Tech closer with his 3-pointer. But Young's final points were enough to for the Tigers, despite Mfon Udofia's closing 3-pointer with 1.4 seconds left that led to the final margin.

Young took the inbounds pass and tucked the ball under his arms as time ran out.

Young finished 9 of 12 from the field, including 7 of 9 from beyond the arc.

#### GEORGIA TECH (8-11, 1-4 ACC)

Player	FG-A	3P-A	FT-A	Reb	PF	Pts	A	TO	Bk	S	MIN
Holsey	1-2	0-0	2-3	4	3	4	1	4	0	0	20
Miller	3-8	0-0	0-0	6	3	6	0	3	1	0	33
Udofia	3-9	2-5	2-4	5	2	10	1	4	0	0	31
Jordan	1-1	1-1	0-0	3	1	3	1	2	0	1	15
Reed	2-7	1-3	0-0	3	3	5	1	3	0	1	28
Royal	3-5	1-1	2-2	2	1	9	0	0	0	1	21
Foreman	0-0	0-0	0-0	0	0	0	0	0	0	0	0+
Morris	2-4	1-1	1-2	2	2	6	1	4	0	1	24
Rice	6-12	3-7	4-10	8	4	19	3	2	0	1	26
Hicks	0-0	0-0	0-0	0	0	0	0	0	0	0	2
Totals	21-48	9-18	11-21	37	19	62	8	22	1	5	200
FG%	1st Half: 6-18 33.3%		2nd Half: 15-30 50.0%		Game: 43.8%						
3FG%	1st Half: 2-2 100%		2nd Half: 7-16 43.8%		Game: 50.0%						
FT%	1st Half: 5-9 55.6%		2nd Half: 6-12 50.0%		Game: 52.4%						

#### CLEMSON (10-9, 2-3 ACC)

Player	FG-A	3P-A	FT-A	Reb	PF	Pts	A	TO	Bk	S	MIN
Narcisse	0-0	0-0	0-1	3	0	0	0	0	0	0	14
Jennings	3-6	0-0	3-6	1	3	9	2	3	1	1	26
Baciu	3-5	0-0	0-0	3	3	6	0	3	1	1	12
Smith	1-6	1-4	0-3	6	3	3	5	0	1	4	31
Young	9-12	7-9	4-5	0	1	29	0	1	0	2	33
Sapp	0-5	0-2	0-0	2	1	0	0	1	0	0	13
Hall	2-3	0-0	0-0	2	2	4	1	1	0	0	24
Sullivan	2-3	0-1	0-0	3	1	4	0	0	0	0	12
Booker	2-5	0-1	5-6	6	2	9	2	2	0	1	28
McDaniels	0-2	0-0	0-0	0	0	0	0	2	0	0	7
Totals	22-47	8-17	12-20	26	19	64	10	14	3	9	200
FG%	1st Half: 13-29 44.8%		2nd Half: 9-18 50.0%		Game: 46.8%						
3FG%	1st Half: 5-10 50.0%		2nd Half: 3-7 42.9%		Game: 47.1%						
FT%	1st Half: 3-5 60.0%		2nd Half: 9-15 60.0%		Game: 60.0%						

Score by Periods	1st	2nd	Total
Georgia Tech	19	43	62
Clemson	34	30	64

The game was delayed 23 minutes in the first half due to a power surge.

Officials: Ray Natili, Brian Dorsey, Tim Kelly  
 Attendance: 9135  
 Points in the paint-GT 20, CU 24. Points off turnovers-GT 11, CU 23.  
 2nd chance points-GT 18, CU 10. Fast break points-GT 4, CU 2.  
 Bench points-GT 34, CU 17. Score tied-0 times. Lead changed-3 times.  
 Largest lead-GT by 3 1st-18:11, CU by 17 2nd-18:13.

## GAME 20

### Miami 64, Georgia Tech 49

Jan. 24, 2012 • Philips Arena

Kenny Kadji scored 21 points, Malcolm Grant had 16 and Miami beat Georgia Tech 64-49 on Tuesday night to leave the Yellow Jackets in last place in the ACC. Miami (11-7, 2-3) has won two of three.

Mfon Udofia had 14 points for Georgia Tech (8-12, 1-5). The Yellow Jackets have lost four straight and eight of nine.

Georgia Tech trailed 49-39 after a free throw by Glen Rice Jr. with 7:12 remaining. Back-to-back baskets by Kammeon Holsey cut Miami's lead to 54-45 with 4:26 remaining, but the Hurricanes answered with six straight points to push the lead to 15 points.

Kadji, who had 14 points in the second half, led Miami with eight rebounds.

Grant had three 3-pointers in the first half. Freshman Shane Larkin's 3 gave Miami its big lead of the half at 31-17.

Rice made only 1 of 6 shots in the first half, and his frustrations were obvious when he missed two free throws with 18.9 seconds left before halftime.

Rice, who leads the Yellow Jackets with his average of 13.7 points, scored on a follow shot and then had a 3-pointer as Georgia Tech cut Miami's lead to double figures in the opening minutes of the second half.

Rice had 13 points and nine rebounds. Julian Royal had 11.

#### MIAMI (11-7, 2-3 ACC)

Player	FG-A	3P-A	FT-A	Reb	PF	Pts	A	TO	Bk	S	MIN
Kadji	8-15	2-4	3-3	8	2	21	2	3	1	0	34
Johnson	4-11	0-0	0-0	7	4	8	2	1	0	0	24
Larkin	2-3	2-3	0-0	0	3	6	5	1	0	0	31
Scott	3-6	0-0	0-0	6	2	6	2	0	0	2	34
Grant	6-10	4-6	0-0	0	1	16	2	1	0	0	30
McKinney Jones	0-1	0-1	0-0	1	0	1	0	1	0	1	10
Jones	3-5	1-1	0-0	4	0	7	0	1	1	0	22
Brown	0-3	0-2	0-0	1	3	0	1	0	0	0	15
Totals	26-54	9-17	3-3	32	16	64	15	7	3	3	200
FG%	1st Half: 14-26 53.8%		2nd Half: 12-28 42.9%		Game: 48.1%						
3FG%	1st Half: 7-12 58.3%		2nd Half: 2-5 40.0%		Game: 52.9%						
FT%	1st Half: 0-0 0.0%		2nd Half: 3-3 100%		Game: 100%						

#### GEORGIA TECH (8-12, 1-5 ACC)

Player	FG-A	3P-A	FT-A	Reb	PF	Pts	A	TO	Bk	S	MIN
Holsey	2-6	0-0	0-1	4	3	4	1	1	0	0	22
Miller	2-4	0-0	0-0	4	0	4	1	0	1	1	20
Udofia	6-12	1-5	1-1	3	1	14	0	1	0	0	31
Morris	0-7	0-1	0-0	3	0	0	1	0	0	0	32
Rice	4-14	2-6	3-7	9	1	13	5	1	0	1	36
Royal	5-7	1-1	0-0	5	1	11	0	3	0	1	29
Jordan	0-1	0-1	0-0	0	0	0	0	0	0	0	11
Reed	1-3	0-1	0-0	2	0	2	0	0	0	1	10
Hicks	0-2	0-0	1-2	3	1	1	0	1	2	0	9
Totals	20-56	4-15	5-11	36	7	49	8	8	3	4	200
FG%	1st Half: 9-30 30.0%		2nd Half: 11-26 42.3%		Game: 35.7%						
3FG%	1st Half: 3-12 25.0%		2nd Half: 1-3 33.3%		Game: 26.7%						
FT%	1st Half: 1-3 33.3%		2nd Half: 4-8 50.0%		Game: 45.5%						

Score by Periods	1st	2nd	Total
Miami	35	29	64
Georgia Tech	22	27	49

Officials: Ed Corbett, Joe Lindsay, Jeff Clark  
 Attendance: 5009  
 Points in the paint-UM 28, GT 22. Points off turnovers-UM 8, GT 8.  
 2nd chance points-UM 6, GT 14. Fast break points-UM 5, GT 7.  
 Bench points-UM 7, GT 14. Score tied-3 times. Lead changed-2 times.  
 Largest lead-UM by 17 2nd-01:01, GT by 3 1st-17:18.

## GAME 21

### North Carolina 93, Georgia Tech 81

Jan. 29, 2012 • Chapel Hill, N.C.

Glen Rice Jr. struggled to just four points in the 93-81 loss at No. 7 North Carolina, robbing the Yellow Jackets of a reliable scorer who has turned in big performances against highly ranked Duke and against NC State in the team's only win of the past month.

Rice finished 2-for-7 from the field and 0-for-2 from 3-point range against the Tar Heels.

For North Carolina, Harrison Barnes scored 23 points and the Tar Heels hit 10 3-pointers to end a four-game losing streak to the Jackets.

Tyler Zeller added 17 points for the Tar Heels (18-3, 5-1 ACC), who shot 54 percent from the field, led by 20 points at halftime and by 24 in the second half of an easy win that moved the Tar Heels into a tie with Duke and Florida State atop the ACC standings.

John Henson had 13 points and Reggie Bullock added 11 for the Tar Heels, while Kendall Marshall had 12 assists.

Mfon Udofia scored 16 points to lead the Yellow Jackets (8-13, 1-6), who trailed by double figures the entire second half.

#### GEORGIA TECH (8-13, 1-6 ACC)

Player	FG-A	3P-A	FT-A	Reb	PF	Pts	A	TO	Bk	S	MIN
Holsey	4-5	0-0	0-0	4	4	8	1	0	0	2	20
Miller	2-7	0-0	1-1	5	3	5	0	1	1	0	30
Udofia	6-14	1-4	3-3	2	1	16	2	4	1	0	27
Morris	5-11	3-5	2-2	2	2	15	0	3	1	1	25
Rice	2-7	0-2	0-0	4	2	4	0	3	1	1	22
Royal	4-9	1-2	0-0	6	2	9	0	2	1	1	24
Jordan	3-3	1-1	0-0	0	0	7	4	1	0	2	18
Foreman	0-0	0-0	1-2	0	1	1	1	0	0	0	3
Reed	2-8	1-3	3-3	3	2	8	1	1	0	1	24
Craig	2-3	2-3	0-0	0	0	6	0	0	0	0	2
Hicks	1-1	0-0	0-0	1	0	2	0	0	0	0	5
Totals	31-68	9-20	10-11	31	17	81	9	15	5	8	200
FG%	1st Half: 14-37 37.8%		2nd Half: 17-31 54.8%		Game: 45.6%						
3FG%	1st Half: 2-10 20.0%		2nd Half: 7-10 70.0%		Game: 45.0%						
FT%	1st Half: 2-2 100%		2nd Half: 8-9 88.9%		Game: 90.9%						

#### NORTH CAROLINA (18-3, 5-1 ACC)

Player	FG-A	3P-A	FT-A	Reb	PF	Pts	A	TO	Bk	S	MIN
Henson	4-10	0-0	5-8	6	1	13	3	1	4	1	31
Barnes	8-14	3-3	4-6	3	0	23	1	1	0	1	30
Zeller	7-9	0-0	3-6	3	4	17	1	2	2	2	23
Marshall	2-3	1-2	2-2	3	1	7	12	1	0	3	31
Bullock	4-7	3-6	0-0	4	0	11	1	1	1	0	30
White	1-1	1-1	0-0	0	0	3	1	0	0	1	6
Hubert	1-2	0-0	0-0	1	2	2	1	0	0	0	4
Hairston	2-6	2-4	2-2	2	0	8	2	1	1	1	27
Simmons	0-0	0-0	0-0	0	0	0	0	0	0	0	1
Dupont	0-0	0-0	0-0	0	0	0	0	0	0	0	1
Watts	0-0	0-0	0-0	2	1	0	0	0	0	0	7
Crouch	0-0	0-0	0-0	0	0	0	0	0	0	0	1
Cooper	0-0	0-0	0-0	0	0	0	0	0	0	0	1
McAdoo	4-9	0-0	1-1	6	2	9	0	2	0	0	17
Totals	33-61	10-16	17-25	35	12	93	22	10	8	10	200
FG%	1st Half: 18-30 60.0%		2nd Half: 15-31 48.4%		Game: 54.1%						
3FG%	1st Half: 8-12 66.7%		2nd Half: 2-4 50.0%		Game: 62.5%						
FT%	1st Half: 8-12 66.7%		2nd Half: 9-13 69.2%								

# 2011-12 GAME SUMMARIES

## GAME 22

### Florida State 68, Georgia Tech 54

Feb. 1, 2012 • Tallahassee, Fla.

Playing without leading scorer and rebounder Glen Rice, Georgia Tech started four sophomores and played well for a half against No. 21 Florida State.

But the Yellow Jackets committed 14 turnovers in the second half and went on to their sixth straight loss, 68-54.

Brandon Reed scored 18 points and Daniel Miller added 10 points and nine rebounds for Georgia Tech (8-14, 1-7 ACC). Reed made 4-of-8 3-point attempts and the Yellow Jackets shot 8 of 18 from beyond the arc.

Georgia Tech led 25-24 at halftime but Florida State used a 10-0 run to pull away and took a 43-32 lead with 13:07 left in the game on a thunderous dunk by Okaro White.

Michael Snaer had 16 of his 21 points in the second half for the Seminoles (15-6, 6-1), who handed the Yellow Jackets their 10th loss in the last 11 games.

The Yellow Jackets shot 11 of 22 from the field in the second half but fell behind because of their 14 turnovers in the final 20 minutes.

Senior center Bernard James had 13 points and eight rebound for Florida State, which shot 61.5 percent and had just four turnovers in the second half on the way to their sixth straight win.

#### GEORGIA TECH (8-14, 1-7 ACC)

Player	FG-A	3P-A	FT-A	Reb	PF	Pts	A	TO	Bk	S	MIN
Holsey	1-3	0-0	1-2	1	4	3	0	4	0	2	23
Miller	4-7	0-0	2-2	9	3	10	1	2	2	2	31
Udofia	3-10	1-3	2-4	8	1	9	2	5	0	2	36
Morris	2-5	1-3	1-2	3	2	6	3	5	2	0	31
Reed	5-10	4-8	4-4	1	2	18	2	3	0	0	34
Royal	3-4	2-3	0-0	1	2	8	0	1	0	1	25
Jordan	0-1	0-0	0-0	3	2	0	1	2	0	0	11
Foreman	0-2	0-1	0-0	1	4	0	1	2	0	0	7
Hicks	0-0	0-0	0-0	0	0	0	0	0	0	1	2
<b>Totals</b>	<b>18-42</b>	<b>8-18</b>	<b>10-14</b>	<b>27</b>	<b>20</b>	<b>54</b>	<b>10</b>	<b>24</b>	<b>4</b>	<b>8</b>	<b>200</b>
<b>FG%</b>	1st Half: 7-20 35.0%		2nd Half: 11-22 50.0%		Game: 42.9%						
<b>3FG%</b>	1st Half: 2-8 25.0%		2nd Half: 6-10 60.0%		Game: 44.4%						
<b>FT%</b>	1st Half: 9-12 75.0%		2nd Half: 1-2 50.0%		Game: 71.4%						

#### FLORIDA STATE (15-6, 6-1 ACC)

Player	FG-A	3P-A	FT-A	Reb	PF	Pts	A	TO	Bk	S	MIN
Gibson	1-3	0-0	1-4	2	3	3	0	3	1	0	20
James	5-6	0-0	3-6	8	1	13	1	1	1	2	32
Loucks	3-6	1-1	2-2	4	2	9	7	3	0	1	26
Dulkys	2-8	1-5	2-2	3	1	7	1	1	0	2	27
Snaer	7-10	5-7	2-2	1	2	21	3	3	0	5	33
White	4-5	1-1	2-3	2	4	11	2	0	0	2	18
Peterson	1-1	0-0	0-0	0	0	2	0	2	0	1	14
Space	0-0	0-0	0-0	0	0	0	0	0	0	0	2
Miller	0-8	0-3	0-1	3	1	0	0	1	0	1	17
Whisnant	0-0	0-0	0-0	0	0	0	0	0	0	0	3
Kreft	1-2	0-0	0-0	0	3	2	1	1	0	0	8
<b>Totals</b>	<b>24-49</b>	<b>8-17</b>	<b>12-20</b>	<b>28</b>	<b>17</b>	<b>68</b>	<b>15</b>	<b>15</b>	<b>2</b>	<b>14</b>	<b>200</b>
<b>FG%</b>	1st Half: 8-23 34.8%		2nd Half: 16-26 61.5%		Game: 49.0%						
<b>3FG%</b>	1st Half: 2-7 28.6%		2nd Half: 6-10 60.0%		Game: 47.1%						
<b>FT%</b>	1st Half: 6-10 60.0%		2nd Half: 6-10 60.0%		Game: 60.0%						

#### Score by Periods

	1st	2nd	Total
Georgia Tech	25	29	54
Florida State	24	44	68

Officials: Les Jones, Ray Natili, Joe Lindsay

Attendance: 9756

Points in the paint-GT 12, FS 22. Points off turnovers-GT 13, FS 25.

2nd chance points-GT 4, FS 6. Fast break points-GT 2, FS 7.

Bench points-GT 8, FS 15. Score tied-1 time. Lead changed-4 times.

Largest lead-GT by 3 1st-02:45, FS by 17 2nd-00:12.

## GAME 23

### Georgia Tech 51, Boston College 47

Feb. 4, 2012 • Philips Arena

Glen Rice Jr. scored three points in the final minute, Brandon Reed hit a pair of free throws in the closing seconds and Georgia Tech snapped a six-game losing streak with a 51-47 victory over Boston College, the Yellow Jackets' first win at Philips Arena in seven tries.

In a matchup of two struggling teams, Rice finished with 11 points and Kammeon Holsey and Daniel Miller each added 10 for the Yellow Jackets (9-14, 2-7 ACC).

Matt Humphrey scored 15 points and Lonnie Jackson had 10 for the Eagles (7-16, 2-7 ACC), who have dropped six straight and 9-of-11.

The Yellow Jackets never trailed after Holsey's inside runner made it 46-44 with 2:55 remaining, but Boston College pulled within one at 48-47 on Jackson's two free throws with 16.4 seconds to go.

Rice put back his own missed runner to make it 48-45 with 48.9 seconds left and added a free throw with .3 second remaining.

After Dennis Clifford's layup gave them a 12-11 lead at the 10:39 mark, the Eagles went scoreless over their next 15 possessions until Humphrey's buzzer-beating 3 left Georgia Tech up 20-19 at halftime.

#### BOSTON COLLEGE (7-16, 2-7 ACC)

Player	FG-A	3P-A	FT-A	Reb	PF	Pts	A	TO	Bk	S	MIN
Anderson	2-10	1-4	0-0	11	1	5	0	1	0	0	35
Clifford	3-6	0-0	1-2	1	4	7	0	3	1	1	18
Daniels	2-8	1-7	0-0	3	2	5	2	2	0	3	26
Humphrey	6-10	3-6	0-0	4	2	15	3	3	1	1	36
Jackson	2-8	2-7	4-4	1	2	10	2	2	0	0	29
Moton	0-2	0-1	0-0	0	1	0	1	2	1	0	17
Odio	0-0	0-0	0-0	0	0	0	0	0	0	0	1
Caudill	1-1	0-0	0-0	1	2	2	1	1	0	0	17
Cahill	0-0	0-0	0-0	4	1	0	1	0	0	0	12
Rubin	1-4	1-2	0-0	1	0	3	0	0	0	0	9
<b>Totals</b>	<b>17-49</b>	<b>8-27</b>	<b>5-6</b>	<b>30</b>	<b>15</b>	<b>47</b>	<b>10</b>	<b>14</b>	<b>3</b>	<b>5</b>	<b>200</b>
<b>FG%</b>	1st Half: 7-23 30.4%		2nd Half: 10-26 38.5%		Game: 34.7%						
<b>3FG%</b>	1st Half: 3-12 25.0%		2nd Half: 5-15 33.3%		Game: 29.6%						
<b>FT%</b>	1st Half: 2-2 100%		2nd Half: 3-4 75.0%		Game: 83.3%						

#### GEORGIA TECH (9-14, 2-7 ACC)

Player	FG-A	3P-A	FT-A	Reb	PF	Pts	A	TO	Bk	S	MIN
Holsey	5-7	0-0	0-0	2	4	10	1	2	0	1	24
Miller	4-6	0-0	2-2	5	1	10	1	1	2	1	30
Udofia	0-7	0-3	0-0	3	1	0	6	0	0	1	36
Morris	0-1	0-1	0-0	1	0	0	0	1	0	0	7
Reed	3-6	1-4	2-2	3	2	9	1	1	0	2	30
Royal	2-8	0-2	1-2	2	1	5	1	1	0	0	20
Jordan	2-4	0-1	0-0	2	0	4	0	0	0	1	14
Foreman	0-0	0-0	2-2	1	1	2	0	1	0	1	6
Rice	4-10	2-4	1-2	8	3	11	2	2	0	0	29
Hicks	0-0	0-0	0-0	0	0	0	0	0	0	0	4
<b>Totals</b>	<b>20-49</b>	<b>3-15</b>	<b>8-10</b>	<b>29</b>	<b>13</b>	<b>51</b>	<b>12</b>	<b>9</b>	<b>2</b>	<b>7</b>	<b>200</b>
<b>FG%</b>	1st Half: 8-23 34.8%		2nd Half: 12-26 46.2%		Game: 40.8%						
<b>3FG%</b>	1st Half: 1-7 14.3%		2nd Half: 2-8 25.0%		Game: 20.0%						
<b>FT%</b>	1st Half: 3-4 75.0%		2nd Half: 5-6 83.3%		Game: 80.0%						

#### Score by Periods

	1st	2nd	Total
Boston College	19	28	47
Georgia Tech	20	31	51

Officials: Bryan Kersey, Raymond Stynons, Dwayne Gladden

Attendance: 5871

Points in the paint-BC 14, GT 30. Points off turnovers-BC 10, GT 12.

2nd chance points-BC 11, GT 2. Fast break points-BC 5, GT 10.

Bench points-BC 5, GT 22. Score tied-7 times. Lead changed-10 times.

Largest lead-BC by 6 1st-13:01, GT by 6 2nd-05:34.

## GAME 24

### NC State 61, Georgia Tech 52

Feb. 9, 2012 • Philips Arena

C.J. Williams scored 15 points and NC State avenged a loss to Georgia Tech a month earlier, holding off the Yellow Jackets 61-52.

The Wolfpack (18-7, 7-3 ACC) got a typically balanced scoring attack, with three other players in double figures. Kammeon Holsey had 17 points for Georgia Tech (9-15, 2-8), which couldn't overcome 32 percent shooting, including 1-for-17 from 3-point range.

The Yellow Jackets upset N.C. State 82-71 in Raleigh, giving coach Brian Gregory his first ACC win. The Wolfpack could not afford another setback like that to make a run at an NCAA tournament bid.

N.C. State forward Scott Wood finally missed a free throw, ending his ACC record streak at 66 in a row. Actually, he missed three, going 2-for-5 at the foul line.

#### NC STATE (18-7, 7-3 ACC)

Player	FG-A	3P-A	FT-A	Reb	PF	Pts	A	TO	Bk	S	MIN
Leslie	5-10	0-0	3-6	10	3	13	0	1	0	1	35
Wood	3-10	2-7	2-5	1	4	10	3	0	1	2	40
Howell	2-8	0-1	4-4	6	3	8	2	0	0	1	31
Brown	2-7	1-3	5-6	3	0	10	4	4	0	0	32
Williams	6-11	2-5	1-1	6	1	15	1	2	1	1	32
Painter	0-1	0-0	0-0	2	2	0	0	1	0	1	12
Johnson	2-2	1-1	0-0	1	0	5	2	2	0	0	18
<b>Totals</b>	<b>20-49</b>	<b>6-17</b>	<b>15-22</b>	<b>31</b>	<b>13</b>	<b>61</b>	<b>12</b>	<b>10</b>	<b>2</b>	<b>6</b>	<b>200</b>
<b>FG%</b>	1st Half: 10-25 40.0%		2nd Half: 10-24 41.7%		Game: 40.8%						
<b>3FG%</b>	1st Half: 2-7 28.6%		2nd Half: 4-10 40.0%		Game: 35.3%						
<b>FT%</b>	1st Half: 4-4 100%		2nd Half: 11-18 61.1%		Game: 68.2%						

#### GEORGIA TECH (9-15, 2-8 ACC)

Player	FG-A	3P-A	FT-A	Reb	PF	Pts	A	TO	Bk	S	MIN
Holsey	5-11	0-0	7-8	8	4	17	1	4	0	2	31
Rice	6-16	1-5	2-4	7	3	15	2	2	0	3	36
Miller	5-7	0-0	0-0	11	3	10	2	3	3	1	34
Udofia	0-9	0-5	0-0	7	2	0	5	2	0	0	31
Reed	1-7	0-3	4-4	2	2	6	1	0	0	0	22
Royal	1-2	0-0	0-0	1	2	0	2	0	0	0	10
Jordan	0-0	0-0	0-0	0	1	0	0	1	0	0	11
Foreman	0-0	0-0	0-0	0	1	0	0	0	0	0	2
Morris	1-7	0-4	0-0	3	1	2	2	2	0	0	23
<b>Totals</b>	<b>19-59</b>	<b>1-7</b>	<b>13-16</b>	<b>42</b>	<b>18</b>	<b>52</b>	<b>13</b>	<b>16</b>	<b>3</b>	<b>6</b>	<b>200</b>
<b>FG%</b>	1st Half: 9-32 28.1%		2nd Half: 10-27 37.0%		Game: 32.2%						
<b>3FG%</b>	1st Half: 1-9 11.1%		2nd Half: 0-8 0.0%		Game: 5.9%						
<b>FT%</b>	1st Half: 5-5 100%		2nd Half: 8-11 72.7%		Game: 81.3%						

#### Score by Periods

# 2011-12 GAME SUMMARIES

## GAME 25

### Wake Forest 59, Georgia Tech 50

Feb. 15, 2012 • Winston-Salem, N.C.

Travis McKie had 23 points and 11 rebounds to help Wake Forest beat Georgia Tech 59-50.

Tony Chennault added 12 points and eight rebounds for the Demon Deacons (12-14, 3-9 ACC, who ran off an 11-0 run in the final 6 1/2 minutes to go ahead for good in a matchup of the bottom two teams in the league standings.

The Demon Deacons shot just 33 percent but came through with key baskets that twice beat the shot clock during the decisive run. McKie scored the first seven points of the spurt, which gave Wake Forest an eight-point lead with about 2 1/2 minutes left.

Glen Rice Jr. scored 12 points to lead the Yellow Jackets (9-16, 2-9), who shot 37.3 percent (19 of 51).

First McKie hit a turnaround jumper in the lane that just beat the shot clock. Then he took a pass from freshman Chase Fischer and knocked down the go-ahead 3-pointer, followed by a pair of free throws with 5:09 left that gave the Demon Deacons a 45-41 lead.

Chennault followed with a steal and layup, then 7-footer Ty Walker hit a long jumper from beyond the foul line to beat the shot clock and make it 49-41 with 2:42 left.

Wake Forest shot just 4-for-20 from 3-point range, but finished with a 42-32 rebounding advantage and a 17-11 edge in second-chance points.

#### GEORGIA TECH (9-16, 2-9 ACC)

Player	FG-A	3P-A	FT-A	Reb	PF	Pts	A	TO	Bk	S	MIN
Holsey	2-8	0-0	2-5	2	2	6	2	1	1	1	27
Miller	5-8	0-0	1-1	7	1	11	2	2	2	5	34
Udofia	3-8	2-4	0-0	5	3	8	3	2	0	1	34
Reed	4-10	3-8	0-0	3	1	11	3	2	0	0	29
Rice	4-9	2-4	2-3	9	2	12	1	4	2	0	33
Royal	0-2	0-0	0-1	4	3	0	0	2	0	0	18
Jordan	0-1	0-0	0-0	1	1	0	1	0	0	0	10
Foreman	0-0	0-0	0-0	0	0	0	0	0	0	0	1
Morris	1-5	0-2	0-0	1	4	2	0	1	0	0	14
<b>Totals</b>	<b>19-51</b>	<b>7-18</b>	<b>5-10</b>	<b>32</b>	<b>17</b>	<b>50</b>	<b>12</b>	<b>14</b>	<b>8</b>	<b>4</b>	<b>200</b>
FG%	1st Half: 6-24 25.0%	2nd Half: 13-27 48.1%	Game: 37.3%								
3FG%	1st Half: 3-9 33.3%	2nd Half: 4-9 44.4%	Game: 38.9%								
FT%	1st Half: 2-4 50.0%	2nd Half: 3-6 50.0%	Game: 50.0%								

#### WAKE FOREST (12-14, 3-9 ACC)

Player	FG-A	3P-A	FT-A	Reb	PF	Pts	A	TO	Bk	S	MIN
Mescheriakov	5-12	1-6	0-0	5	4	11	0	0	0	1	27
McKie	6-13	2-2	9-10	11	3	23	1	1	1	0	37
Chennault	3-9	0-1	6-6	8	0	12	1	3	0	3	35
Fischer	1-9	1-8	0-0	1	0	3	2	1	0	0	30
Harris	2-8	0-3	4-4	4	1	8	6	3	0	0	39
Fields	0-0	0-0	0-0	0	0	0	0	1	0	0	2
Desrosiers	0-1	0-0	0-0	5	1	0	0	0	0	0	14
Walker	1-3	0-0	0-0	2	0	2	0	0	4	2	16
<b>Totals</b>	<b>18-55</b>	<b>4-20</b>	<b>19-20</b>	<b>42</b>	<b>9</b>	<b>59</b>	<b>10</b>	<b>11</b>	<b>5</b>	<b>6</b>	<b>200</b>
FG%	1st Half: 9-32 28.1%	2nd Half: 9-23 39.1%	Game: 32.7%								
3FG%	1st Half: 1-11 9.1%	2nd Half: 3-9 33.3%	Game: 20.0%								
FT%	1st Half: 5-6 83.3%	2nd Half: 14-14 100%	Game: 95.0%								

Score by Periods	1st	2nd	Total
Georgia Tech	17	33	50
Wake Forest	24	35	59

Officials: James Luckie, Mike Eades, Sean Corbin  
 Attendance: 7634  
 Points in the paint-GT 20, WF 24. Points off turnovers-GT 13, WF 17.  
 2nd chance points-GT 11, WF 17. Fast break points-GT 2, WF 8.  
 Bench points-GT 2, WF 2. Score tied-4 times. Lead changed-7 times.  
 Largest lead-GT by 4 2nd-08:51, WF by 9 2nd-00:01.

## GAME 26

### Virginia Tech 74, Georgia Tech 73 (ot)

Feb. 18, 2012 • Blacksburg, Va.

Dorenzo Hudson made a 3-pointer as time expired in overtime to lift Virginia Tech to a 74-73 win over Georgia Tech.

The Yellow Jackets took a 73-71 lead on a jumper by Mfon Udofia with five seconds remaining, and Virginia Tech called a timeout with 3.5 seconds left.

After the timeout, Jarell Eddie caught the ball in the corner and nearly lost control. But he passed the ball out of a double team and found Hudson, who launched the game-winning shot for the Hokies (15-12, 4-8 ACC).

Erick Green finished with 14 points and could've won the game in regulation for Virginia Tech, but his jumper missed. Cadarian Raines added a career-high 13 points for the Hokies.

Georgia Tech (9-17, 2-10), which has lost nine of its past 10 games and 13 of 15, got a game-high 18 points from Kammeon Holsey.

All five Yellow Jacket starters scored in double figures, Udofia finished the game with 15, Daniel Miller scored 11, and Jason Morris and Brandon Reed added 10 each.

Tech, which had struggled to score and shoot the ball well of late, hit a season-high 58.3 percent from the floor, including 7-of-13 three-point tries, and outrebounded the Hokies, 32-18.

#### GEORGIA TECH (9-17, 2-10 ACC)

Player	FG-A	3P-A	FT-A	Reb	PF	Pts	A	TO	Bk	S	MIN
Holsey	6-10	0-0	6-6	5	1	18	2	4	0	0	38
Miller	5-7	0-0	1-1	9	1	11	2	2	1	0	37
Udofia	6-8	3-3	0-0	2	2	15	2	3	0	0	42
Morris	4-10	0-3	2-2	5	2	10	4	3	0	0	33
Reed	4-9	2-5	0-0	4	2	10	2	2	0	2	39
Royal	2-3	1-1	0-0	2	2	5	1	0	0	0	15
Jordan	1-1	1-1	1-2	0	1	4	0	0	0	0	9
Foreman	0-0	0-0	0-0	3	3	0	1	0	0	0	12
<b>Totals</b>	<b>28-48</b>	<b>7-13</b>	<b>10-11</b>	<b>32</b>	<b>14</b>	<b>73</b>	<b>14</b>	<b>14</b>	<b>1</b>	<b>2</b>	<b>225</b>
FG%	1st Half: 13-24 54.2%	2nd Half: 12-18 66.7%	Game: 58.3%								
3FG%	1st Half: 3-4 75.0%	2nd Half: 4-8 50.0%	Game: 53.8%								
FT%	1st Half: 2-2 100%	2nd Half: 6-7 85.7%	Game: 90.9%								

#### VIRGINIA TECH (15-12, 4-8 ACC)

Player	FG-A	3P-A	FT-A	Reb	PF	Pts	A	TO	Bk	S	MIN
Raines	4-8	0-0	5-8	2	1	13	2	1	1	2	37
Finney-Smith	2-5	2-3	0-0	2	2	6	0	0	1	0	20
Hudson	2-3	1-1	0-0	1	1	5	2	1	0	0	23
Green	5-13	2-4	2-2	3	0	14	4	1	0	0	43
Eddie	2-6	2-4	6-6	1	4	12	4	0	0	2	33
Brown	4-8	2-5	0-0	2	1	10	1	1	0	0	28
Rankin	2-4	2-3	0-0	0	1	6	1	0	0	2	21
Barksdale	3-5	0-0	2-3	4	2	8	0	1	0	1	20
<b>Totals</b>	<b>24-52</b>	<b>11-20</b>	<b>15-19</b>	<b>18</b>	<b>12</b>	<b>74</b>	<b>14</b>	<b>5</b>	<b>2</b>	<b>7</b>	<b>225</b>
FG%	1st Half: 10-22 45.5%	2nd Half: 12-24 50.0%	Game: 46.2%								
3FG%	1st Half: 4-10 40.0%	2nd Half: 5-6 83.3%	Game: 55.0%								
FT%	1st Half: 4-4 100%	2nd Half: 8-11 72.7%	Game: 78.9%								

Score by Periods	1st	2nd	OT	Total
Georgia Tech	31	34	8	73
Virginia Tech	28	37	9	74

Officials: Roger Ayers, Tim Nestor, William Humes  
 Attendance: 9847  
 Points in the paint-GT 36, VT 18. Points off turnovers-GT 9, VT 9.  
 2nd chance points-GT 6, VT 2. Fast break points-GT 4, VT 5.  
 Bench points-GT 9, VT 24. Score tied-10 times. Lead changed-9 times.  
 Largest lead-GT by 6 2nd-17:51, VT by 6 2nd-04:59.

## GAME 27

### Clemson 56, Georgia Tech 37

Feb. 21, 2012 • Philips Arena

Milton Jennings scored 15 points and K.J. McDaniels added 10 to help Clemson take an easy 56-37 victory over Georgia Tech.

The Tigers (14-13, 6-7 ACC) have won three of four overall.

Kammeon Holsey finished with 12 points and Brandon Reed had 11 for Georgia Tech (9-18, 2-11 ACC).

Booker opened the second half with a dunk to make it 29-18, and Clemson held a double-digit lead for the rest of the game.

#### CLEMSON (14-13, 6-7 ACC)

Player	FG-A	3P-A	FT-A	Reb	PF	Pts	A	TO	Bk	S	MIN
Narcisse	0-1	0-1	0-0	1	2	0	0	1	0	0	14
Jennings	6-11	2-5	1-3	5	4	15	0	1	1	2	24
Booker	3-9	0-0	2-2	6	3	8	1	0	0	3	31
Smith	4-7	0-3	0-0	6	1	8	6	3	0	3	33
Young	4-9	1-4	0-0	1	1	9	4	2	0	0	31
Sapp	0-0	0-0	0-0	0	0	0	0	0	0	0	2
Fields	0-0	0-0	0-0	0	0	0	0	0	0	0	1
Hall	1-4	0-0	1-1	3	0	3	0	3	0	0	18
Baciu	0-2	0-0	0-0	1	2	0	0	1	0	0	11
Coleman	0-1	0-0	0-0	2	0	0	0	0	0	0	14
Sullivan	1-2	0-0	1-1	0	2	3	0	1	0	0	8
McDaniel	4-5	0-0	2-2	2	0	10	0	1	0	0	13
<b>Totals</b>	<b>23-51</b>	<b>3-13</b>	<b>7-9</b>	<b>31</b>	<b>15</b>	<b>56</b>	<b>11</b>	<b>13</b>	<b>1</b>	<b>8</b>	<b>200</b>
FG%	1st Half: 11-27 40.7%	2nd Half: 12-24 50.0%	Game: 45.1%								
3FG%	1st Half: 3-8 37.5%	2nd Half: 0-5 0.0%	Game: 23.1%								
FT%	1st Half: 2-2 100%	2nd Half: 5-7 71.4%	Game: 77.8%								

#### GEORGIA TECH (9-18, 2-11 ACC)

Player	FG-A	3P-A	FT-A	Reb	PF	Pts	A	TO	Bk	S	MIN
Morris	0-5	0-2	0-2	2	1	0	0	4	0	1	17
Holsey	5-5	0-0	2-5	8	2	12	0	4	0	1	27
Miller	2-6	0-0	1-2	7	1	5	0	1	2	0	30
Udofia	0-4	0-1	0-0	1	4	0	3	4	0	1	25
Reed	4-9	3-5	0-0	3	0	11	0	2	0	1	30
Royal	4-8	0-3	1-2	4	4	9	0	1	0	0	20
Jordan	0-4	0-2	0-0	1	0	0	2	1	1	0	16
Foreman	0-4	0-3	0-0	1	1	0	0	1	1	1	22
Peek	0-0	0-0	0-0	0	0	0	0	0	0	0	1
Moore	0-0	0-0	0-0	0	0	0	0	0	0	1	5
Craig	0-3	0-1	0-0	2	1	0	0	0	0	0	7
<b>Totals</b>	<b>15-48</b>	<b>3-17</b>	<b>4-11</b>	<b>33</b>	<b>14</b>	<b>37</b>	<b>5</b>	<b>18</b>	<b>5</b>	<b>5</b>	<b>200</b>
FG%	1st Half: 8-20 40.0%	2nd Half: 7-28 25.0%	Game: 31.3%								
3FG%	1st Half: 2-5 40.0%	2nd Half: 1-12 8.3%	Game: 17.6%								
FT%	1st Half: 0-2 0.0%	2nd Half: 4-9 44.4%	Game: 36.4%								

Score by Periods	1st	2nd	Total
Clemson	27</		



# 2011-12 GAME SUMMARIES

## GAME 28

### Georgia Tech 63, Maryland 61

Feb. 25, 2012 • Philips Arena

Sophomore Kammeon Holsey recorded his first double-double of his career with 16 points and 10 rebounds, and Georgia Tech used stifling defense in the second half to beat Maryland 63-61.

The win was just the second in the past 13 games for the Yellow Jackets (10-18, 3-11 ACC), who snapped a four-game losing streak. Offensively, Georgia Tech had a balance performance with six players who scored at least seven points.

The Terrapins (16-8, 6-8) led 37-31 at half-time, but missed 20 of their first 22 shots after halftime. The Yellow Jackets went on a 22-9 run to lead 53-46 on a pair of Holsey free throws with 7:02 left.

Terrell Stoglin, who had 18 points, gave Maryland a 56-55 lead with a layup with 2:02 left, but Tech point guard Mfon Udofia countered moments later with a three-point play to give the Jackets the lead for good.

#### MARYLAND (16-12, 6-8 ACC)

Player	FG-A	3P-A	FT-A	Reb	PF	Pts	A	TO	Bk	S	MIN
Pankey	0-8	0-0	0-0	6	4	0	0	1	0	0	21
Padgett	2-5	0-0	2-4	6	3	6	1	1	0	0	19
Faust	3-9	2-3	3-4	4	3	11	2	1	0	0	27
Stoglin	5-17	1-6	7-8	1	2	18	0	2	0	2	36
Mosley	5-10	4-5	2-2	3	1	16	1	0	0	0	36
Weijis	1-1	0-0	0-0	2	1	2	1	1	0	0	13
Parker	1-1	0-0	0-0	1	5	2	1	1	0	0	15
Richmond	0-0	0-0	0-0	0	0	0	0	0	0	0	1
Thomas	0-0	0-0	0-0	0	0	0	0	0	0	0	5
Len	2-4	0-0	2-4	8	1	6	1	3	4	1	27
<b>Totals</b>	<b>19-55</b>	<b>7-14</b>	<b>16-22</b>	<b>35</b>	<b>20</b>	<b>61</b>	<b>7</b>	<b>10</b>	<b>4</b>	<b>3</b>	<b>200</b>
FG%	1st Half: 12-25 48.0%	2nd Half: 7-30 23.3%	Game: 34.5%								
3FG%	1st Half: 6-9 66.7%	2nd Half: 1-5 20.0%	Game: 50.0%								
FT%	1st Half: 7-11 63.6%	2nd Half: 9-11 81.8%	Game: 72.7%								

#### GEORGIA TECH (10-18, 3-11 ACC)

Player	FG-A	3P-A	FT-A	Reb	PF	Pts	A	TO	Bk	S	MIN
Holsey	5-9	0-0	6-7	10	2	16	1	2	2	1	33
Miller	5-7	0-0	0-0	3	2	10	2	3	4	1	33
Udofia	3-8	0-3	1-1	5	4	7	9	3	0	0	35
Morris	3-9	2-5	1-2	1	1	9	0	3	1	1	31
Reed	2-8	1-4	3-4	5	0	8	1	1	0	2	35
Royal	1-5	1-3	2-2	3	3	5	1	0	0	0	13
Jordan	0-0	0-0	0-0	0	2	0	2	0	0	0	5
Foreman	3-3	2-2	0-0	3	2	8	0	0	0	0	15
<b>Totals</b>	<b>22-49</b>	<b>6-17</b>	<b>13-16</b>	<b>33</b>	<b>16</b>	<b>63</b>	<b>16</b>	<b>13</b>	<b>7</b>	<b>5</b>	<b>200</b>
FG%	1st Half: 12-30 40.0%	2nd Half: 10-19 52.6%	Game: 44.9%								
3FG%	1st Half: 5-13 38.5%	2nd Half: 1-4 25.0%	Game: 35.3%								
FT%	1st Half: 2-2 100%	2nd Half: 11-14 78.6%	Game: 81.3%								

Score by Periods	1st	2nd	Total
Maryland	37	24	61
Georgia Tech	31	32	63

Officials: Karl Hess, Ray Perone, Raymond Styons

Attendance: 6502

Points in the paint-MD 24, GT 30. Points off turnovers-MD 7, GT 6.

2nd chance points-MD 9, GT 3. Fast break points-MD 7, GT 11.

Bench points-MD 10, GT 13. Score tied-2 times. Lead changed-4 times.

Largest lead-MD by 9 2nd-19:05, GT by 8 1st-17:43.

## GAME 29

### Boston College 56, Georgia Tech 52

Feb. 29, 2012 • Chestnut Hill, Mass.

Daniel Miller paced Georgia Tech (10-19, 3-12 ACC) with 13 points and Kammeon Holsey had 12 in 56-52 loss to Boston College.

Matt Humphrey scored 13 points, Ryan Anderson had 10, and Boston College held off Georgia Tech despite nearly blowing a 17-point lead, beating the Yellow Jackets for just its second win in 12 games.

Boston College (9-20, 4-11) climbed out of the conference cellar with the win and avoided matching a school-record for losses.

Georgia Tech, which trailed 51-34 with just more than 11 minutes to play, cut the deficit to 54-52 with 2:21 left and had possession twice late but missed open jumpers. Jason Morris missed and the ball bounced out of bounds after a scramble, giving the Eagles possession with 32.3 seconds left.

Lonnie Jackson was fouled with 27 seconds left and hit both ends of a 1-and-1 to move Boston College ahead by four.

As it did for most of the game, Georgia Tech missed a handful of shots in the closing seconds. The Yellow Jackets shot just 38 percent (23 of 61).

#### GEORGIA TECH (10-19, 3-12 ACC)

Player	FG-A	3P-A	FT-A	Reb	PF	Pts	A	TO	Bk	S	MIN
Holsey	6-9	0-0	0-0	7	2	12	0	0	1	1	27
Miller	6-14	0-0	1-1	7	2	13	0	1	1	1	34
Udofia	3-12	1-4	0-0	4	3	7	5	3	0	0	38
Morris	3-12	0-5	1-3	7	3	7	3	0	0	1	26
Reed	1-6	0-4	0-0	5	2	2	2	3	0	1	28
Royal	2-4	1-2	0-0	0	0	5	0	1	0	0	17
Jordan	0-1	0-0	0-0	0	0	0	0	0	0	0	12
Foreman	2-3	2-3	0-0	2	2	6	0	0	0	0	18
<b>Totals</b>	<b>23-61</b>	<b>4-18</b>	<b>2-4</b>	<b>34</b>	<b>14</b>	<b>52</b>	<b>10</b>	<b>8</b>	<b>2</b>	<b>4</b>	<b>200</b>
FG%	1st Half: 10-27 37.0%	2nd Half: 13-34 38.2%	Game: 37.7%								
3FG%	1st Half: 1-7 14.3%	2nd Half: 3-11 27.3%	Game: 22.2%								
FT%	1st Half: 1-2 50.0%	2nd Half: 1-2 50.0%	Game: 50.0%								

#### BOSTON COLLEGE (9-20, 4-11 ACC)

Player	FG-A	3P-A	FT-A	Reb	PF	Pts	A	TO	Bk	S	MIN
Clifford	4-9	0-1	1-2	6	2	9	1	4	0	0	34
Daniels	3-7	3-5	0-0	3	3	9	3	2	0	1	35
Humphrey	4-11	3-8	2-3	3	0	13	3	2	0	1	37
Jackson	2-6	2-5	2-2	4	2	8	2	1	0	2	36
Rehquist	0-1	0-0	0-0	0	0	0	0	0	0	0	2
Moton	1-1	1-1	0-0	0	0	3	0	0	0	0	5
Caudill	0-0	0-0	0-0	0	2	0	0	1	0	0	4
Anderson	4-7	0-2	2-4	9	0	10	4	0	1	0	37
Cahill	1-3	1-2	1-1	0	1	4	0	0	1	0	10
<b>Totals</b>	<b>19-45</b>	<b>10-24</b>	<b>8-12</b>	<b>29</b>	<b>10</b>	<b>56</b>	<b>13</b>	<b>10</b>	<b>2</b>	<b>4</b>	<b>200</b>
FG%	1st Half: 12-24 50.0%	2nd Half: 7-21 33.3%	Game: 42.2%								
3FG%	1st Half: 5-11 45.5%	2nd Half: 5-13 38.5%	Game: 41.7%								
FT%	1st Half: 4-6 66.7%	2nd Half: 4-6 66.7%	Game: 66.7%								

Score by Periods	1st	2nd	Total
Georgia Tech	22	30	52
Boston College	33	23	56

Officials: Karl Hess, Bryan Kersey, Ray Natili

Attendance: 4474

Points in the paint-GT 34, BC 14. Points off turnovers-GT 10, BC 10.

2nd chance points-GT 17, BC 9. Fast break points-GT 7, BC 0.

Bench points-GT 11, BC 17. Score tied-4 times. Lead changed-4 times.

Largest lead-GT by 5 1st-14:31, BC by 17 2nd-11:05.

## GAME 30

### Georgia Tech 69, Wake Forest 62

Mar. 3, 2012 • Philips Arena

Jason Morris scored a career-high 22 points and made five of Georgia Tech's season-high 11 3-pointers in Saturday's 69-62 win over Wake Forest in the regular season finale for both teams.

Leave it to first-year Tech head coach Brian Gregory to look beyond obvious numbers for deeper meaning. In a season that has at times been painful for the Yellow Jackets (11-19, 4-12 ACC), the coach was most pleased by the way Morris and the Jackets attacked the glass and moved the ball.

He has been preaching for months that good things – and open shots – will come to those who work hard and do the right things.

Saturday, Tech did more of all that in limiting Wake Forest (13-17, 4-12) to four offensive rebounds and in registering 18 assists. That's one less than the Jackets' season high, at Fordham, and the most Tech totaled in a conference game.

#### WAKE FOREST (13-17, 4-12 ACC)

Player	FG-A	3P-A	FT-A	Reb	PF	Pts	A	TO	Bk	S	MIN
Mescheriakov	5-8	0-1	2-2	5	5	12	7	3	0	1	33
McKie	5-11	1-3	5-8	4	1	16	1	0	0	0	37
Desrosiers	3-3	1-1	2-2	1	5	9	1	1	4	0	28
Chennault	2-6	1-3	0-0	5	2	5	1	2	0	0	36
Harris	4-9	3-6	6-6	3	2	17	1	4	0	0	38
Fields	0-0	0-0	0-0	0	0	0	0	0	0	0	0+
Green	0-1	0-0	0-0	2	0	0	0	0	0	0	7
Fischer	0-4	0-3	0-0	3	1	0	2	0	0	0	21
Godwin	0-0	0-0	0-0	0	0	0	0	0	0	0	0+
Ingle	0-0	0-0	0-0	0	0	0	0	0	0	0	0+
Keenan	1-1	1-1	0-0	0	0	3	0	0	0	0	0+
<b>Totals</b>	<b>20-43</b>	<b>7-18</b>	<b>15-18</b>	<b>27</b>	<b>16</b>	<b>62</b>	<b>14</b>	<b>10</b>	<b>4</b>	<b>1</b>	<b>200</b>
FG%	1st Half: 10-24 41.7%	2nd Half: 10-19 52.6%	Game: 46.5%								
3FG%	1st Half: 2-7 28.6%	2nd Half: 5-11 45.5%	Game: 38.9%								
FT%	1st Half: 6-7 85.7%	2nd Half: 9-11 81.8%	Game: 83.3%								

#### GEORGIA TECH (11-19, 4-12 ACC)

Player	FG-A	3P-A	FT-A	Reb	PF	Pts	A	TO	Bk	S	MIN
Holsey	4-9	0-0	1-4	7	2	9	2	0	0	1	36
Miller	5-6	0-0	1-2	5	2	11	1	2	0	1	23
Udofia	4-7	3-5	4-6	1	1	15	5	1	0	1	35
Foreman	1-4	1-4	0-0	0	4	3	1	1	0	0	16
Craig	2-4	1-3	0-0	0	0	5	2	0	0	1	13
Royal	1-4	1-2	0-0	3	0	3	2	0	1	0	14
Jordan	0-1	0-1	0-0	1	2	0	0	0	0	1	11
Peek	0-0	0-0	0-0	0	0	0	0	0	0	0	0+
Moore	0-0	0-0	0-0	0	1	0	0	1	0	0	0+
Morris	8-16	5-7	1-1	5	3	22	3	1	0	0	31
Reed	0-6	0-4	1-2	5	0	1	2	0	1	0	18
Hicks	0-0	0-0	0-0	1	0	0	0	0	0	0	3
<b>Totals</b>	<b>25-57</b>	<b>11-26</b>	<b>8-15</b>	<b>30</b>	<b>15</b>	<b>69</b>	<b>18</b>	<b>6</b>	<b>2</b>	<b>5</b>	<b>200</b>
FG%	1st Half: 11-28 39.3%	2nd Half: 14-29 48.3%	Game: 43.9%								
3FG%	1st Half: 8-17 47.1%	2nd Half: 3-9 33.3%	Game: 42.3%								
FT%	1st Half: 2-4 50.0%	2nd Half: 6-11 54.5%	Game: 53.3%								

Score by Periods	1st	2nd	Total
Wake Forest	28	34	62
Georgia Tech	32	37	69

Officials: Ted Valentine, Bernard Clinton, Jerry Heater

Attendance: 6157

Points in the paint-WF 22, GT 24. Points off turnovers-WF 6, GT 17.

2nd chance points-WF 2, GT 14. Fast break points-WF 6, GT 2.

Bench points-WF 3, GT 26. Score tied-6 times. Lead changed-8 times.

# 2011-12 GAME SUMMARIES

## GAME 31

### Miami 54, Georgia Tech 36

Mar. 8, 2012 • Philips Arena

#### ACC Tournament - First Round

Rion Brown sparked Miami with back-to-back 3-pointers, and the Hurricanes ripped off an 18-0 run to defeat Georgia Tech 54-36 in the opening round of the ACC Tournament.

Georgia Tech ended its first season under coach Brian Gregory with its lowest-scoring game ever in the tournament and an 11-20 record.

The Yellow Jackets finished with their lowest-scoring game since a 38-36 loss to Auburn on Feb. 7, 1961. It was the third time this season Georgia Tech was held below 40 points at Philips Arena.

Miami (19-11) shot just 33 percent. Shane Larkin was its top scorer with 12 points, while Durand Scott added 11 and Brown had 10.

Mfon Udofia scored 13 points, Brandon Reed chipped in with 11 - and no one else had more than five. Georgia Tech made 14 of 44 shots (32 percent) and turned it over 20 times.

Both teams struggled through the opening half, combining to make 14-of-51 shots from the field and coughing up the ball 15 times. The Yellow Jackets went to the locker room with a 20-19 lead. But the Hurricanes finally woke up, going ahead for good when Larkin led a fast break and passed off to Brown, who spotted up for a 3 that made it 29-27.

#### GEORGIA TECH (11-20)

Player	FG-A	3P-A	FT-A	Reb	PF	Pts	A	TO	Bk	S	MIN
Morris	2-12	0-5	1-2	4	1	5	0	3	0	1	31
Holsey	2-5	0-0	0-2	7	3	4	1	3	0	0	28
Miller	1-4	0-0	1-2	10	2	3	2	3	5	0	35
Udofia	5-11	2-4	1-1	1	4	13	1	5	0	0	36
Reed	4-8	1-5	2-2	0	0	11	1	2	0	1	35
Royal	0-3	0-2	0-0	3	4	0	1	2	0	0	17
Jordan	0-1	0-0	0-0	0	1	0	0	0	0	0	4
Foreman	0-0	0-0	0-0	2	0	0	0	1	0	1	13
Craig	0-0	0-0	0-0	1	0	0	0	1	0	0	1
<b>Totals</b>	<b>14-44</b>	<b>3-16</b>	<b>5-9</b>	<b>31</b>	<b>15</b>	<b>36</b>	<b>6</b>	<b>20</b>	<b>5</b>	<b>3</b>	<b>200</b>
<b>FG%</b>	<b>1st Half: 8-26 30.8%</b>		<b>2nd Half: 6-18 33.3%</b>		<b>Game: 31.8%</b>						
<b>3FG%</b>	<b>1st Half: 2-10 20.0%</b>		<b>2nd Half: 1-6 16.7%</b>		<b>Game: 18.8%</b>						
<b>FT%</b>	<b>1st Half: 2-3 66.7%</b>		<b>2nd Half: 3-6 50.0%</b>		<b>Game: 55.6%</b>						

#### MIAMI (19-11)

Player	FG-A	3P-A	FT-A	Reb	PF	Pts	A	TO	Bk	S	MIN
Kadji	1-10	0-3	3-4	6	1	5	1	1	2	3	30
Johnson	3-10	0-0	1-2	9	3	7	0	3	0	1	26
Larkin	3-8	0-3	6-7	1	2	12	3	1	0	3	25
Scott	4-4	0-0	3-4	7	1	11	1	2	0	2	28
Grant	1-4	0-3	0-0	1	0	2	0	1	0	0	24
McKinney Jones	1-5	1-4	0-0	2	1	3	0	0	0	0	22
Jones	1-5	0-1	2-2	1	0	4	0	1	0	1	18
Akpejori	0-0	0-0	0-0	0	0	0	0	0	0	1	1
Brown	4-8	2-4	0-0	5	0	10	0	1	0	0	20
Swoope	0-0	0-0	0-0	0	0	0	0	0	0	0	1
Adams	0-0	0-0	0-0	0	0	0	0	0	0	0	5
<b>Totals</b>	<b>18-54</b>	<b>3-18</b>	<b>15-19</b>	<b>37</b>	<b>8</b>	<b>54</b>	<b>5</b>	<b>11</b>	<b>2</b>	<b>11</b>	<b>200</b>
<b>FG%</b>	<b>1st Half: 6-25 24.0%</b>		<b>2nd Half: 12-29 41.4%</b>		<b>Game: 33.3%</b>						
<b>3FG%</b>	<b>1st Half: 1-9 11.1%</b>		<b>2nd Half: 2-9 22.2%</b>		<b>Game: 16.7%</b>						
<b>FT%</b>	<b>1st Half: 6-7 85.7%</b>		<b>2nd Half: 9-12 75.0%</b>		<b>Game: 78.9%</b>						

Score by Periods	1st	2nd	Total
Georgia Tech	20	16	36
Miami	19	35	54

Officials: Ray Natili, Brad Nestor, Raymie Styons

Attendance: 19520

Points in the paint-GT 18,UM 24. Points off turnovers-GT 10,UM 29.

2nd chance points-GT 5,UM 9. Fast break points-GT 4,UM 16.

Bench points-GT 0,UM 17. Score tied-5 times. Lead changed-5 times.

Largest lead-GT by 5 1st-18:29, UM by 19 2nd-05:49.

## Miscellaneous Game-by-Game

Opponent	Tip	Large Lead	Large Deficit	Ties	Lead Changes	Best Run	Opp. Run	1st GT Sub	Time	On the Floor at the End
FLORIDA A&M	GT	37	2	2	1	9-0	4-0	Foreman, Royal	14:40	Craig, Hicks, Moore, Royal, Spain
DELAWARE STATE	GT	18	1	2	2	9-0	8-0	Foreman, Jordan, Royal, Hicks	13:04	Holsey, Miller, Morris, Reed, Udofia
vs. St. Joseph's	GT	7	13	6	9	8-0	8-0	Foreman, Jordan, Royal	16:06	Foreman, Hicks, Holsey, Jordan, Morris
vs. VCU	GT	13	13	0	2	13-0	11-0	Royal	17:05	Holsey, Miller, Morris, Reed, Udofia
vs. LSU	GT	2	9	5	7	7-0	5-0	Jordan, Rice, Royal	16:25	Holsey, Miller, Morris, Royal, Udofia
SIENA	GT	28	0	1	0	11-0	6-0	Rice, Hicks, Jordan	16:50	Craig, Moore, Peek, Royal, Spain
NORTHWESTERN	GT	0	17	0	0	9-0	7-0	Rice	17:36	Craig, Foreman, Hicks, Jordan, Reed
at Tulane	TUL	6	10	6	4	15-0	9-0	Royal	17:01	Foreman, Miller, Morris, Reed, Udofia
at Georgia	GT	16	7	8	6	12-0	6-0	Morris	16:54	Holsey, Miller, Morris, Rice, Udofia
at Savannah State	SSU	25	2	0	3	9-0	5-0	Royal	17:59	Craig, Foreman, Hicks, Moore, Peek
ALABAMA A&M	GT	13	5	5	5	10-0	9-0	Jordan, Royal, Morris	16:24	Foreman, Miller, Morris, Reed, Udofia
MERCER	GT	7	6	10	13	7-0	5-0	Foreman, Hicks, Udofia	15:33	Foreman, Miller, Morris, Rice, Udofia
at Fordham	GT	6	10	1	3	9-0	6-0	Morris, Royal	15:45	Foreman, Holsey, Miller, Reed, Udofia
ALABAMA	GT	3	27	1	3	8-0	12-0	Jordan, Rice, Royal	16:06	Foreman, Hicks, Jordan, Reed, Royal
DUKE	DU	0	18	0	0	10-0	10-0	Rice, Royal	18:32	Foreman, Morris, Reed, Rice, Udofia
at NC State	ST	18	5	4	3	11-0	5-0	Rice	19:05	Miller, Morris, Reed, Rice, Udofia
at Maryland	GT	3	12	6	7	5-0	7-0	Royal	17:35	Holsey, Miller, Morris, Rice, Udofia
VIRGINIA	GT	1	32	1	2	5-0	10-0	Rice, Royal	16:13	Craig, Foreman, Hicks, Jordan, Royal
at Clemson	GT	3	17	0	3	8-0	6-0	Rice, Royal	16:40	Holsey, Miller, Morris, Rice, Udofia
MIAMI	MIA	3	17	3	2	7-0	8-0	Hicks	17:30	Holsey, Morris, Rice, Royal, Udofia
at North Carolina	NC	0	24	0	0	7-0	8-0	Royal	16:06	Craig, Foreman, Hicks, Jordan, Royal
at Florida State	FS	3	17	1	4	8-0	10-0	Royal	16:38	Holsey, Morris, Reed, Royal, Udofia
BOSTON COLLEGE	GT	6	6	7	10	8-0	7-0	Royal	16:33	Foreman, Holsey, Reed, Rice, Udofia
NC STATE	ST	8	11	4	2	7-0	8-0	Royal	16:44	Miller, Morris, Reed, Rice, Udofia
at Wake Forest	GT	4	9	4	7	10-0	11-0	Morris	16:34	Holsey, Miller, Morris, Reed, Udofia
at Virginia Tech	GT	6	6	10	9	8-0	7-0	Royal	16:32	Foreman, Holsey, Miller, Reed, Udofia
CLEMSON	GT	4	21	0	1	4-0	9-0	Royal	16:28	Craig, Foreman, Moore, Peek, Royal
MARYLAND	GT	8	9	2	4	9-0	8-0	Royal	15:54	Holsey, Miller, Morris, Reed, Udofia
at Boston College	GT	5	17	4	4	13-0	16-0	Royal	18:23	Foreman, Miller, Morris, Reed, Udofia
WAKE FOREST	GT	12	5	6	8	9-0	11-0	Reed, Royal	17:07	Holsey, Jordan, Miller, Moore, Peek
vs. Miami	GT	5	19	5	5	5-0	18-0	Foreman, Royal	15:27	Craig, Holsey, Reed, Royal, Udofia

# 2011-12 SUPERLATIVES

## GEORGIA TECH - GAME HIGHS

POINTS	92	FLORIDA A&M (11/11/11)
FIELD GOALS MADE	31	at North Carolina (1/29/12)
	31	SIENA (11/23/11)
FIELD GOAL ATTEMPTS	68	at North Carolina (1/29/12)
FIELD GOAL PERCENTAGE	.583 (28-48)	at Virginia Tech (2/18/12)
3 PT FIELD GOALS MADE	11	WAKE FOREST (3/3/12)
3 PT FG ATTEMPTS	26	WAKE FOREST (3/3/12)
3 PT FG PERCENTAGE	.600 (9-15)	at NC State (1/11/12)
FREE THROWS MADE	26	FLORIDA A&M (11/11/11)
FREE THROW ATTEMPTS	36	FLORIDA A&M (11/11/11)
FREE THROW PERCENTAGE	.909 (10-11)	at Virginia Tech (2/18/12)
	.909 (10-11)	at North Carolina (1/29/12)
REBOUNDS	47	ALABAMA A&M (12/19/11)
ASSISTS	19	at Fordham (12/29/11)
STEALS	9	FLORIDA A&M (11/11/11)
BLOCKED SHOTS	12	at Tulane (12/3/11)
TURNOVERS	24	at Florida State (2/1/12)
FOULS	25	at Fordham (12/29/11)

## OPPONENT - GAME HIGHS

POINTS	93	at North Carolina (1/29/12)
FIELD GOALS MADE	33	at North Carolina (1/29/12)
FIELD GOAL ATTEMPTS	64	vs LSU (11/20/11)
FIELD GOAL PERCENTAGE	.554 (31-56)	NORTHWESTERN (11/29/11)
3 PT FIELD GOALS MADE	11	at Virginia Tech (2/18/12)
3 PT FG ATTEMPTS	27	BOSTON COLLEGE (2/4/12)
3 PT FG PERCENTAGE	.625 (10-16)	at North Carolina (1/29/12)
FREE THROWS MADE	29	DUKE (1/7/12)
FREE THROW ATTEMPTS	36	DUKE (1/7/12)
FREE THROW PERCENTAGE	1.000 (17-17)	vs Saint Joseph's (11/17/11)
REBOUNDS	45	VIRGINIA (1/19/12)
	45	at Fordham (12/29/11)
ASSISTS	22	at North Carolina (1/29/12)
	17	ALABAMA (1/3/12)
STEALS	14	at Florida State (2/1/12)
	14	ALABAMA (1/3/12)
BLOCKED SHOTS	8	at North Carolina (1/29/12)
TURNOVERS	16	FLORIDA A&M (11/11/11)
FOULS	30	ALABAMA A&M (12/19/11)

## GEORGIA TECH - GAME LOWS

POINTS	36	vs Miami (3/8/12)
FIELD GOALS MADE	14	VIRGINIA (1/19/12)
	14	vs Miami (3/8/12)
FIELD GOAL ATTEMPTS	42	at Florida State (2/1/12)
FIELD GOAL PERCENTAGE	.292 (14-48)	VIRGINIA (1/19/12)
3 PT FIELD GOALS MADE	1	vs Saint Joseph's (11/17/11)
	1	VIRGINIA (1/19/12)
	1	NC STATE (2/9/12)
3 PT FG ATTEMPTS	11	NORTHWESTERN (11/29/11)
	11	at Savannah State (12/10/11)
3 PT FG PERCENTAGE	.059 (1-17)	NC STATE (2/9/12)
FREE THROWS MADE	2	at Boston College (2/29/12)
FREE THROW ATTEMPTS	4	at Boston College (2/29/12)
FREE THROW PERCENTAGE	.333 (4-12)	ALABAMA (1/3/12)
REBOUNDS	22	VIRGINIA (1/19/12)
ASSISTS	4	vs Saint Joseph's (11/17/11)
	4	VIRGINIA (1/19/12)
STEALS	1	DELAWARE STATE (11/14/11)
BLOCKED SHOTS	1	at Clemson (1/21/12)
	1	at Virginia Tech (2/18/12)
TURNOVERS	6	VIRGINIA (1/19/12)
	6	WAKE FOREST (3/3/12)
FOULS	7	MIAMI (1/24/12)

## OPPONENT - GAME LOWS

POINTS	44	SIENA (11/23/11)
FIELD GOALS MADE	16	at Tulane (12/3/11)
FIELD GOAL ATTEMPTS	43	WAKE FOREST (3/3/12)
FIELD GOAL PERCENTAGE	.283 (17-60)	at Savannah State (12/10/11)
3 PT FIELD GOALS MADE	3	SIENA (11/23/11)
	3	ALABAMA (1/3/12)
	3	CLEMSON (2/21/12)
	3	vs Miami (3/8/12)
3 PT FG ATTEMPTS	12	ALABAMA (1/3/12)
3 PT FG PERCENTAGE	.167 (3-18)	vs Miami (3/8/12)
FREE THROWS MADE	3	DELAWARE STATE (11/14/11)
	3	MIAMI (1/24/12)
FREE THROW ATTEMPTS	3	MIAMI (1/24/12)
FREE THROW PERCENTAGE	.389 (7-18)	at Savannah State (12/10/11)
REBOUNDS	18	at Virginia Tech (2/18/12)
ASSISTS	5	vs Miami (3/8/12)
STEALS	1	WAKE FOREST (3/3/12)
BLOCKED SHOTS	0	SIENA (11/23/11)
TURNOVERS	5	at Virginia Tech (2/18/12)
FOULS	8	vs Miami (3/8/12)

# INDIVIDUAL SUPERLATIVES

## GEORGIA TECH - INDIVIDUAL GAME HIGHS

Points	28	Rice, Glen vs Duke (1/7/12)
Field Goals Made	10	Rice, Glen vs Duke (1/7/12)
	10	Rice, Glen vs Siena (11/23/11)
Field Goal Att.	17	Rice, Glen vs Duke (1/7/12)
FG Pct (min 5 made)	1.000 (6-6)	Miller, Daniel at Savannah State (12/10/11)
3-Point FG Made	5	Morris, Jason vs Wake Forest (3/3/12)
3-Point FG Att.	8	Reed, Brandon at Wake Forest (2/15/12)
	8	Reed, Brandon at Florida State (2/1/12)
3-Pt FG Pct (min 2 made)	1.000 (3-3)	Udofia, Mfon at Virginia Tech (2/18/12)
Free Throws Made	11	Udofia, Mfon vs Alabama A&M (12/19/11)
Free Throw Att.	14	Udofia, Mfon vs Alabama A&M (12/19/11)
FT Pct (min 3 made)	1.000 (7-7)	Morris, Jason vs Northwestern (11/29/11)
Rebounds	15	Miller, Daniel vs Delaware State (11/14/11)
Assists	9	Udofia, Mfon vs Maryland (2/25/12)
Steals	4	Miller, Daniel vs Duke (1/7/12)
Blocked Shots	5	Miller, Daniel vs Miami (3/8/12)
	5	Miller, Daniel at Wake Forest (2/15/12)
Turnovers	7	Udofia, Mfon vs Alabama A&M (12/19/11)
Fouls	5	Holsey, Kammeon vs Duke (1/7/12)
	5	Miller, Daniel vs Duke (1/7/12)
	5	Morris, Jason at Fordham (12/29/11)
	5	Holsey, Kammeon at Tulane (12/3/11)
	5	Rice, Glen at Tulane (12/3/11)

## OPPONENT - INDIVIDUAL GAME HIGHS

Points	29	Young, Andre at Clemson (1/21/12)
Field Goals Made	10	Shuma, John vs Northwestern (11/29/11)
Field Goal Att.	18	Shuma, John vs Northwestern (11/29/11)
	18	Tate, Tahj vs Delaware State (11/14/11)
FG Pct (min 5 made)	1.000 (8-8)	Releford, Trevor vs Alabama (1/3/12)
3-Point FG Made	7	Young, Andre at Clemson (1/21/12)
3-Point FG Att.	12	MOORE, Avery vs Florida A&M (11/11/11)
3-Pt FG Pct (min 2 made)	1.000 (3-3)	Barnes, Harrison at North Carolina (1/29/12)
Free Throws Made	14	Kelly, Ryan vs Duke (1/7/12)
Free Throw Att.	15	GASTON, Chris at Fordham (12/29/11)
FT Pct (min 3 made)	1.000 (14-14)	Kelly, Ryan vs Duke (1/7/12)
Rebounds	17	GASTON, Chris at Fordham (12/29/11)
Assists	12	Marshall, Kendall at North Carolina (1/29/12)
Steals	5	Snaer, Michael at Florida State (2/1/12)
	5	TURNER, Ralston vs LSU (11/20/11)
Blocked Shots	6	AIKEN, C.J. vs Saint Joseph's (11/17/11)
Turnovers	7	BLACKMON, Preston at Savannah State (12/10/11)
Fouls	5	Desrosiers, Carson vs Wake Forest (3/3/12)
	5	Mescheriakov, Nikita vs Wake Forest (3/3/12)
	5	Parker, Mychal vs Maryland (2/25/12)
	5	Leslie, CJ at NC State (1/11/12)
	5	Canty, Casey vs Alabama A&M (12/19/11)
	5	Hunter, Jerome vs Alabama A&M (12/19/11)
	5	Williams, Donte' at Georgia (12/7/11)
	5	Oliver, Marques vs Delaware State (11/14/11)
	5	Bell, Tyshawn vs Delaware State (11/14/11)
	5	CROWDER, Yannick vs Florida A&M (11/11/11)
	5	DEAN, Jeremy vs Florida A&M (11/11/11)

# ADMINISTRATION

## DR. G.P. "BUD" PETERSON

### President

Since assuming the role as Georgia Tech's 11th president more than three years ago, Dr. G. P. "Bud" Peterson has engaged the Georgia Tech and greater Atlanta community in developing and implementing a 25-year strategic plan, realigned Tech's research organization for greater effectiveness, championed efforts to strengthen the Institute's leadership in innovation, expanded strategic partnerships, and worked to maximize Tech's impact in the state, region, nation, and the world.

Peterson came to Georgia Tech from the University of Colorado at Boulder, where he served as chancellor. Prior to that, he served as provost at Rensselaer Polytechnic Institute in New York. He served on the faculty and in leadership positions at Texas A&M University for 19 years. He has worked for NASA and the National Science Foundation.

Throughout his career, Peterson has played an active role in helping to establish the national education and research agendas, serving on numerous industry, government and academic task forces and committees. A distinguished scientist, he was appointed in 2008 by U.S. President George W. Bush to serve through 2014 as a member of the National Science Board, which oversees the National Science Foundation (NSF) and advises the President and Congress on national policy related to science and engineering research and education.

In 2010 he was named by U.S. Secretary of Commerce Gary Locke as a member of the National Advisory Council on Innovation and Entrepreneurship. This group is focused on helping the U.S. develop policies that foster entrepreneurship and identify new ways to take innovations and creative ideas from the laboratory to the marketplace in order to create jobs, develop new businesses and drive economic growth.

In June 2011 he was named by President Barack Obama to the Advanced Manufacturing Partnership steering committee. The partnership is bringing together industry, universities and the federal government to identify and invest in the key emerging technologies to help U.S. manufacturers improve cost, quality and speed of production in order to remain globally competitive.

He is a fellow of both the American Society of Mechanical Engineers (ASME) and the American Institute of Aeronautics and Astronautics (AIAA), and received the AIAA Distinguished Service Award for 2011. His research has focused on phase change heat transfer and spacecraft thermal control. He is widely published, authoring or co-authoring 16 books or book chapters, 200 refereed journal articles, and more than 140 conference publications. He also holds nine patents with two others pending.

Peterson earned a bachelor's degree in mechanical engineering, a second bachelor's degree in mathematics, and a master's degree in mechanical engineering, all from Kansas State University. While an undergraduate at Kansas State, Peterson lettered three years as a tight end/wide receiver for the Wildcats football team. He earned a PhD in mechanical engineering from Texas A&M University.

President Peterson and Tech's first lady, Valerie H. Peterson, actively participate in campus and community events, meeting and working alongside alumni, faculty, staff, students, parents, and civic and government groups. They have become familiar faces within the Georgia Tech community. Students might find them listening to a Yellow Jacket Marching Band performance after a game, supporting the swimming and diving team, or joining in a cleanup day in neighborhoods surrounding the campus. In addition, they have served as ambassadors for Georgia Tech throughout the state, the region, the nation, and even on Tech's international campuses. The Petersons have been married for 38 years and have four adult children.

As the newest member of the Association of American Universities and a top ten public research university, Georgia Tech has outstanding programs in architecture, computing, engineering, liberal arts, management and the sciences. With more than 21,000 students and 130,000 living alumni who work in business, industry and government throughout the world, Tech has become internationally recognized for the quality of its educational and research programs.



## PAUL GRIFFIN

### Acting Director of Athletics

Paul Griffin, formerly the Director of Athletics at Arkansas State University and the University of South Florida, was appointed acting director of athletics when Dan Radakovich was named director of athletics at Clemson on Oct. 29.

He has spent the last 11 years as Senior Associate Director of Athletics at Georgia Tech.

Early in 2011, Griffin's duties changed to focus on the numerous athletic facilities construction projects. He serves as the Georgia Tech Athletic Association contact and liaison with construction companies erecting the Yellow Jackets' new indoor football practice facility (the John and Mary Brock Football Practice Facility), Tech's basketball arena (McCamish Pavilion), as well as other facilities for tennis, softball and volleyball.

Griffin spearheaded Georgia Tech's hosting of the 2012 NCAA men's basketball regional and 2012 NCAA gymnastics championships. He will also lead Tech's role as host of the 2013 NCAA men's golf championship and the 2013 men's basketball Final Four.

Before taking on his new duties, Griffin was responsible for the Athletic Association operational aspects of football and men's basketball, as well as sports medicine, player performance, facilities and game operations.

Previously a member of the Tech staff as Special Consultant to the Director of Athletics from July-December, 2001, Griffin assisted with Tech's efforts in hosting the 2002 and 2007 NCAA Men's Basketball Final Four.

Griffin, 64, spent 15 years as Director of Athletics at South Florida (1986-2001), where he was instrumental in the university's charter membership in Conference USA. He was also responsible for developing the plan which initiated USF's football program in NCAA Division I-AA and then readied the program for its move to Division I-A in 2001.

Honored as the 1999 Southeast Region Athletics Director of the Year for Division I-AA/I-AAA by the National Association of Collegiate Directors of Athletics, Griffin represented Conference USA on the NCAA Championships Cabinet. He was subsequently appointed to the subcommittee for football certification, which certifies bowl games and preseason events.

Prior to USF, Griffin served five years (1981-86) as Director of Athletics at Jacksonville (Fla.) University. He spent nine years (1972-81) at Roanoke College, including the last four years (1977-81) as Director of Athletics. He also served as the lacrosse coach throughout his nine-year tenure at Roanoke.

Griffin earned a bachelor's degree in education from the University of Maryland in 1969 and added a master's degree in education from Long Island University (C.W. Post Center) in 1973.

A native of Baldwin, N.Y., Griffin and wife, Maureen, have one son, Michael.



# HEAD COACH BRIAN GREGORY



**B**rian Gregory, who led the University of Dayton to 97 victories over his last four seasons there and worked under Tom Izzo at Michigan State when the Spartans won the 2000 NCAA Championship, was named Georgia Tech's head basketball coach on March 28, 2011.

Gregory is the 13th head coach in Yellow Jacket history.

"Brian Gregory is not only an outstanding basketball coach, but he is a tireless worker and recruiter who cares deeply about his players," Tech director of athletics Dan Radakovich said. "There is no question that he will succeed as basketball coach at Georgia Tech, and he will win by doing things the right way."

Gregory coached eight seasons at Dayton where he compiled a record of 172-94 and participated in the NCAA Tournament or NIT five times. His 2003-04 and 2008-09 teams earned NCAA Tournament berths, and in 2010 the Flyers captured the NIT crown after beating North Carolina in the championship game.

The 1990 Oakland (Mich.) University graduate won 150 games faster (seven seasons) than any coach in Dayton history. Over the last four seasons combined, his teams went 13-4 against BCS-level programs.

Gregory clearly put an emphasis on academics during his tenure at Dayton. Entering the 2010-11 season, every senior who played for Gregory graduated (23-of-23). All seven seniors who played on the 2010 NIT title team graduated last spring.

That trend has continued during his first year at Tech with the graduation of 2011 seniors Moe Miller and Lance Storrs, and 2012 seniors Derek Craig and Nick Foreman.

Despite a difficult initial campaign at Georgia Tech in terms of wins and losses, Gregory has gone about laying the foundation for similar success in the Yellow Jackets' program. Gregory's first season saw Tech score victories over a pair of NCAA Tournament teams in VCU and NC State, both away from home, and defeat Georgia in Athens for the program's first victory there in 35 years.

He and his staff made a big splash on the recruiting trail in their first year on the job, signing four highly-regarded high school players from the Atlanta area to form a class ranked as high as 14th nationally.

Prior to becoming the head coach at Dayton, Gregory spent the second of two highly-successful stints at Michigan State, where he was an assistant coach for two years before being promoted to associate head coach under Izzo for the 2001-02 and 2002-03 seasons. During those four years, the Spartans won one NCAA championship (2000), made three Elite Eight appearances, two Final Fours and claimed two Big Ten Conference championships. MSU also saw four of its players selected in the first round of the NBA draft and the Spartans signed six McDonald's All-Americans during that four-year run.

A native of Mount Prospect, Ill., Gregory's first coaching job came during his first association with Michigan State in 1990 as a graduate assistant to head coach Jud Heathcote. He became a full-time assistant in 1992 and remained there when Izzo replaced Heathcote as head coach. Gregory left to work one season under Stan Joplin at Toledo in 1996, then returned to the Big Ten where he worked as an assistant coach under Kevin O'Neill at Northwestern for two seasons.

In all, Gregory arrived at Dayton with 15 years of coaching experience, including 12 seasons in the Big Ten Conference.

At Dayton, Gregory developed a national reputation as a tire-

## Gregory as a Head Coach

Season	School	Overall	Conference	Postseason
2011-12	Georgia Tech	11-20	4-12/T11th	
2010-11	Dayton	22-14	7-9/T8th	NIT
2009-10	Dayton	25-12	8-8/T7th	NIT Champions
2008-09	Dayton	27-8	11-5/T2nd	NCAA Tournament
2007-08	Dayton	23-11	8-8/T7th	NIT
2006-07	Dayton	19-12	8-8/T7th	
2005-06	Dayton	14-17	6-10/T11th	
2004-05	Dayton	18-11	10-6/T2nd West	
2003-04	Dayton	24-9	12-4/1st West	NCAA
TOTAL		183-114	79-70	

## Gregory as an Assistant Coach

- Michigan State (1992-96, 1999-2003)
- Associate head coach under Tom Izzo, 2001-03
- Assistant coach under Tom Izzo, 1999-2000
- Assistant coach under Tom Izzo, 1995
- Assistant coach under Jud Heathcote 1992-94
- 2000 NCAA champions; Two Final Fours
- Northwestern (1997-99) - Assistant coach under Kevin O'Neill
- Toledo (1996-97)

## Personal

- Master of arts in athletic administration at Michigan State, 1992
- Bachelor of arts in secondary education from Oakland University, 1990
- Three-time all-conference selection
- Named Academic All-American in 1990
- Inducted into Oakland University Hall of Fame in 1997
- Attended the U.S. Naval Academy in 1985-86
- Played on the Navy team that featured David Robinson and advanced to the Elite Eight of the NCAA Tournament
- Family: Gregory and his wife, Yvette, have two daughters, Isabella, Elyse



## What They Say About Coach Gregory

"If he can find enough players, Gregory is smart enough to make something of them. And that's basically all there is to college basketball: Talent and teaching." - **AJC columnist Mark Bradley**

"Second half, they were tougher than we were. Their big guys kicked our big guys' tails. Holsey was great. Their interior defense was great. They wanted it more. They were better today ... They got physical and we couldn't handle it." - **Maryland coach Mark Turgeon following Tech's Feb. 25 win over the Terrapins**

"They always do a great job, and Brian (Gregory) is a great coach. He really gets his guys to rebound, and they compete hard on the boards." - **Clemson coach Brad Brownell following Tech's Feb. 21 loss to the Tigers**

"They're young, struggling a little bit, but I really like Coach (Brian) Gregory and his staff. They're going to be fine. He's a great coach. I spent a lot of time over at Tech working out and watching the team this past summer. They're going to be good. It's his first year, so he's got to get everything like he wants to get it. Once he does it, it's going to be great." - **former Tech star Anthony Morrow (now with the Atlanta Hawks)**

"They have a defensive mentality that they haven't always had. They're going to fight you." - **Clemson guard Tanner Smith, of Alpharetta, Ga., following the Tigers' win on Jan. 21**

"A key sequence was when Gregory called a timeout after Williams' layup at 14:02 cut Tech's lead to 45-40. Out of the timeout, Gregory set up



an isolation play for Rice, who converted a tough shot in the lane for an important basket. (Basketball 101 note: Use of timeouts, plays for your best player after the proper use of timeouts, well-designed plays for your best player for good shots after the proper use of timeouts are all signs of good coaching)." - **J.P. Giglio, Raleigh News & Observer after Tech's win at NC State on Jan. 11**

"They're trying to build that culture of commitment to each other and to defense. They're not there yet, but this guy will get it done." - **ESPN analyst Doris Burke**

"His background is of championship ilk. So his team is going to play that way." - **Duke head coach Mike Krzyzewski following Blue Devils win on Jan. 7**

less recruiter, a sideline tactician and a coach who cares about his players - on and off the court.

In the 2010-11 season, Dayton won 22 games (22-14), won road games against Southeastern Conference (Mississippi) and Big East Conference (Seton Hall) schools, and advanced to the championship game of the Atlantic 10 Conference Tournament before losing to eventual NCAA Sweet 16 participant Richmond. The Flyers, who won more than 20 games for the fourth consecutive season, knocked off Xavier in the opening round of the A-10 Tournament.

In 2009-10, Gregory's team won 25 games (25-12) and put together an impressive March run, winning five consecutive games to capture the NIT championship. The Flyers' NIT title run included a win over Illinois State, road wins at Cincinnati and Illinois, and victories over Mississippi and North Carolina in Madison Square Garden.

Dayton began the 2009-10 season in the Puerto Rico Tip-Off Classic where the Flyers defeated then-21st-ranked Georgia Tech in the opening round, 63-59, on Nov. 19, 2009.

In 2008-09, Dayton went 27-8 - the second-most single-season victories in the history of that program - including wins over Marquette and against West Virginia in the opening round of the NCAA Tournament.

In Gregory's first season at Dayton in 2003-04, he guided the Flyers to a 24-9 record including the EA Sports Maui Invitational championship (Gregory is the only rookie coach to win the prestigious early-season tournament). That Dayton team, which began the season 9-0 under its rookie coach, finished first in the Atlantic 10's West Division.

The following season, 2004-05, Gregory guided one of the youngest teams in the country (six freshmen averaged at least 11 minutes a game) to an 18-11 record, finishing tied for second in the A-10 West. CBS Sportsline.com and collegeinsider.com chose Gregory as their Atlantic 10 Coach of the Year. In both 2008 and 2009, Gregory traveled to the Persian Gulf to support the troops in the USO's "Operation Hardwood," a USO/Armed Forces Entertainment tour.

Gregory and wife Yvette have two daughters, Isabella and Elyse.

## Brian Gregory at Dayton

### Unprecedented Program Success in Eight Seasons

- The Dayton Flyers earned five post-season bids over Gregory's eight seasons.
- Dayton was one of only 13 non-BCS programs that made four consecutive post-season appearances with at least one NCAA Tournament bid.
- 2003-2004 - NCAA round of 64 (Double overtime loss to DePaul)
- 2007-2008 - NIT Quarterfinals (Dayton was the highest rated team NOT given an NCAA at-large bid with a Strength of Schedule of 33 and an RPI of 32.)
- 2008-2009 - NCAA round of 32 (1st NCAA tournament victory for Dayton since 1989-90 season, defeated West Virginia 68-60.)
- 2009-2010 - NIT Champions (Championship run included wins at Cincinnati, at Illinois, and at Madison Square Garden against Mississippi and North Carolina. First NIT Championship for Dayton since 1968.)
- 2010-2011 - NIT first round
- Dayton was ranked in the Top 25 in four of his eight seasons.  
2003-2004 - #23      2008-2009 - #25  
2007-2008 - #14      2009-2010 - #21
- Dayton was ranked nationally for 3 consecutive years for the first time in program history.
- Dayton's last two graduating classes set the record for total victories during their careers.  
Class of 2010 was 2nd all-time in wins at Dayton (94 wins)  
Class of 2011 was 1st all-time in wins at Dayton (97 wins)
- Atlantic 10 Achievements  
2003-2004 - A10 West Division Champions, A10 Tournament Finalists  
2004-2005 - A10 West 2nd Place  
2008-2009 - A10 Regular Season 2nd Place, A10 Tournament Semi-Finalists  
2010-2011 - A10 Tournament Finalists
- Dayton Pre-Season Tournament Success  
2003 EA Sports Maui Invitational Champions  
(1st non-BCS program to ever win Maui Invitational)  
2009 Chicago Invitational Champions  
(Dayton defeated #15 Marquette 89-75 for the championship)
- In each of his eight seasons, Dayton was ranked in the TOP 30 nationally in attendance every year. Dayton averaged 12,259 fans per game, with numerous sell-out games.
- Individual players received more honors than at any other time in program history.
- Dayton was one of 25 schools to have a player nominated for the Wooden Award in 3 of his last 4 seasons.
  - 12 All-Conference Honors
  - 2 All-Defensive Team Honorees
  - 4 All-Rookie Team Honorees
  - 1 A10 Most Improved Player Award
  - 1 A10 Sixth Man of the Year Award
  - 8 1,000 Point Scorers

# CHAD DOLLAR

Assistant Coach

**C**had Dollar, a 13-year veteran as a Division I assistant coach who played high school basketball in the Atlanta area, joined the Georgia Tech basketball staff on April 9, 2011.

Dollar came to Tech after spending the 2010-11 season at Wichita State, which won the NIT championship, went 29-8 overall and finished second in the Missouri Valley Conference regular season under head coach Gregg Marshall.

"I'm excited about having a coach of the quality of Chad Dollar in the Georgia Tech program," said Gregory. "He is a tremendous recruiter, but also a great teacher of the game. The Dollar name in the city of Atlanta and in the surrounding areas is well known in basketball circles. I know he'll do great things here."

Before going to Wichita State, Dollar spent three seasons as an assistant coach under John Brady, two at Arkansas State (2008-10) and one at LSU (2007-08). Prior to LSU, Dollar coached the 2006-07 campaign at Murray State and spent four seasons (2002-06) as an assistant at Georgia Southern. He was also an associate head coach at Eastern Kentucky (2001-02) under Travis Ford and served two seasons (1999-2001) on the staff at Western Carolina.

"The chance to work with Coach Gregory, one of the top coaches in the country, and to be back home is an unbelievable opportunity for me," said Dollar. "I look forward to helping the Georgia Tech program get to the place where it needs to be in the ACC and the nation."

Dollar began his coaching career at Gardner-Webb as a graduate and volunteer assistant for two years, and spent a year as a graduate assistant at Southern Mississippi. He also spent two summers as an assistant coach with Athletes in Action.

The Atlanta native had a standout prep career at Douglass High School, and was one of seven players on the team to sign with an NCAA Division I school. His brother, Cameron, is the head coach at the University of Seattle and starred as a collegiate player at UCLA. His father, Don, was a longtime high school coach in the Atlanta area, spending most of his time at Douglass High School.

He played his first three seasons at South Florida on NCAA and NIT tournament teams before transferring to Milligan for his final season. He received his bachelor's degree in sociology from Milligan in May, 1996.



# JOSH POSTORINO

Assistant Coach

**A** 12-year veteran on the Division I level as a coach and administrator, including three years in the Atlantic Coast Conference at Clemson, Josh Postorino joined Brian Gregory's Georgia Tech basketball staff as an assistant coach on April 15, 2011.

"I've known Josh for almost his entire coaching career, and I've been impressed with the job he did at Clemson in the ACC, helping them become a perennial top 25 program," said Gregory. "He's a tireless worker in recruiting, and he has excellent teaching skills. He has a great passion for the profession and for helping young men reach their potential. He's recruited the state of Georgia and in the footprint of the ACC, and has great knowledge of what needs to be done at this level."

Postorino, 35, comes to Tech following one season as the director of basketball operations under Oliver Purnell at DePaul. He has spent eight of his 11 years in college basketball as an assistant coach, and seven years working in programs directed by Purnell.

"I'm honored and excited to be a part of Coach Gregory's staff at Georgia Tech," said Postorino. "Georgia Tech is one of the top institutions in the country academically and athletically. This is a great opportunity to be back to the South and in the ACC, which I'm very familiar with, and I look forward to helping bring Tech back to the top."

Postorino joined Purnell's original Clemson staff before taking an assistant coach position at Marshall in 2003. He coached at Marshall for four seasons before returning to Purnell's staff at Clemson as director of basketball operations in 2007.

After serving as Clemson's director of operations for the 2007-08 season, he was promoted to an assistant coach position in the summer of 2008. As an assistant coach over Purnell's last two seasons at Clemson, he helped the Tigers compile a 44-20 record with two NCAA Tournament appearances.

In his three seasons at Clemson, the Tigers made three NCAA Tournament appearances with three straight 20-win campaigns. Additionally, he also played a major role in the signing of a top 15 recruiting class for 2009-10. The Tigers finished two of the three seasons ranked in the top 25 and posted a 74-47 win over third-ranked Duke on Feb. 4, 2009. That victory was the program's largest margin of victory ever against a ranked opponent.

The Clearwater, Fla., native was the first player signed by Purnell at Dayton. He lettered all four seasons (1995-99), but his playing career was cut short due to medical complications. He played in 75 career games with the Flyers and graduated from Dayton with a marketing degree in 1999.

He began his career as the director of operations at Dayton in 2000 before moving into a full-time assistant coaching spot under Purnell for his final two years with the Flyers. In his three years as a full-time staff member, he helped Dayton to an overall record of 66-30 (.688) and three postseason appearances. He helped the Flyers to a 24-6 overall record in 2002-03 and No. 4 seed in the NCAA Tournament.

Postorino is a member of the Villa 7 consortium, which is an annual event that brings together directors of athletics and a selected number of assistant basketball coaches from around the country to share ideas and positively affect college basketball.

Postorino and his wife Jennifer have a 3-year-old son, Brody.



# BILLY SCHMIDT

## Assistant Coach

**B**illy Schmidt, who served as Brian Gregory's top assistant coach at Dayton for eight seasons, joined Gregory's staff at Georgia Tech as an assistant coach on May 5, 2011.

"I'm excited to have Billy on our staff here at Georgia Tech," said Gregory. "His wealth of experience and success in this profession will have a great impact on our current players and as we move forward as a program. His passion for teaching, coaching and recruiting is driven by a work ethic that is second to none. Having Billy, who I worked with for two years and who worked for me the last eight years at Dayton, will be a great benefit to us in the process of building a first-class program."

Schmidt, 42, who has worked with Gregory a total of 11 years, had been named associate head coach of the Dayton program just prior to the 2009-10 campaign. Earlier in the fall, Schmidt was voted the Atlantic 10's top assistant coach in a poll of league coaches. He helped the Flyers win 172 games and participated in two NCAA Tournaments and three NITs under Gregory.

Adding Schmidt to the Flyer coaching staff was Gregory's first move after being named Dayton's coach in 2003. Schmidt was involved with all aspects of the Flyer men's basketball program, assisting with scouting, recruiting and player development.

"It's an excellent opportunity to be a part of a world-class institution that has a proud men's basketball tradition," said Schmidt. "Georgia Tech has a reputation of having the best and brightest student-athletes who compete at the highest level. I'm also excited to be in Atlanta, which is one of America's great cities, a vibrant community, and a great place to live and come to work."

Schmidt moved to Dayton after nine seasons coaching in the SEC, The Big East, and the Big Ten. Schmidt had been on Tommy Amaker's staff for three years from 2000 to 2003, beginning with Amaker at Seton Hall in 2000 before moving to Michigan with him.

Prior to Seton Hall, Schmidt was an assistant coach for three years (1997-2000) at Northwestern under former Toronto Raptors head coach Kevin O'Neill. During his first two years at Northwestern, Schmidt began his working relationship and friendship with Gregory. Schmidt also worked with O'Neill from 1994 to 1997 at the University of Tennessee. He joined the Volunteer staff as an administrative assistant in 1994 and was promoted to an assistant coach in 1996.

Rivals.com also recognized the traits that Gregory sees in Schmidt in 2008. The college-athletic-oriented website named Schmidt one of the Top 25 recruiters in the country. Schmidt was joined on the list by coaches from the ACC, the Big 12, the Big East, the Pac-10, and the SEC.

In the spring of 2009, Schmidt was named a recipient of the "Rising Star" Award, which is part of BasketballScoop Coach Of the Year. The program honors basketball assistant coaches who are regarded as the best in the business by their peers.

The native of Stamford, Conn., began his coaching career in the high school ranks, serving as an assistant coach to Steve Smith at Oak Hill Academy in Mouth of Wilson, Virginia, for two years (1992-94). During his tenure, Oak Hill won back-to-back national championships.

Schmidt graduated with honors from Wake Forest in 1992 with a Bachelor of Science degree in secondary education. While at Wake Forest, Schmidt was a manager and coaches' aide for the Demon Deacons program for four years (1988-92). He has a Master's Degree in Sport Management from the University of Tennessee.



# BRUCE EVANS

## Director of Player Development

**A** 19-year coaching veteran in college basketball, including five as a head coach, Bruce Evans joined Brian Gregory's Georgia Tech basketball staff in August of 2012 as Director of Player Development.

Evans, 42, will be involved a number of areas for the Yellow Jackets' program, including serving as liaison to academic services and compliance, directing Tech's summer camps and coaches clinics, and overseeing the team's involvement in community outreach, charity work and the Tech Total Person Program.

"Bruce is a tremendous addition to our staff," said Gregory. "His experience as both a college head coach and assistant will make an immediate impact on our program. He is a great fit in our game plan of developing the well-rounded student-athletes we want representing Georgia Tech basketball."

Evans came to Tech following three years as an assistant coach at the University of North Florida (2009-12), where he helped lead the team during its transition to the Division I level and set the record for most wins in one season in the history of the school during 2011-2012. He was involved with on the court coaching, recruiting, video breakdown, opponent scouting and skill development, as well as team travel, team academic progress, team equipment, financial aid, ministry outreach and community outreach.

"Our family is thankful that God has guided our steps to Georgia Tech," said Evans. "I am humbled that Coach Gregory has given me this opportunity to join his staff and make contributions to the Institute, the basketball program, student-athletes, alumni and fans. Growing up in ACC country, I understand the great history and tradition of Georgia Tech, and it's an exciting time to be a Yellow Jacket."

His stint at UNF followed five years (2004-09) as head coach at Lander University in Greenwood, S.C. In 2006-07, Evans led the Bearcats to a 20-11 record and the Peach Belt Conference Tournament title and a spot in the NCAA Division II Tournament. It marked the program's first tournament championship in 12 years.

At Lander, Evans led the Bearcats to the school's first ever win over a Division I opponent, beating Charleston Southern, in his first season. Evans' debut campaign included 17 wins, marking a 10-game improvement from the previous year.

Before accepting the head coach position at Lander, Evans served as the top assistant coach at Gardner-Webb for four years (2000-04). Prior to that, he was an assistant coach at Presbyterian from 1997-2000. During his time with the Blue Hose, he tutored and recruited several All-SAC selections. Evans began his coaching career at his alma mater, Furman University (1993-1997).

A standout at Furman during his collegiate playing days, Evans earned All-Southern Conference laurels three times while being named the conference's freshman of the year during the 1988-89 season. While at Furman, he helped lead the Paladins to a regular season title and a berth in the National Invitational Tournament before graduating with a bachelor's degree in political science in 1992. He was a finalist for SoCon Player of the Year as a senior.

Following his collegiate playing days, the Simpsonville, S.C., native played one year of professional basketball in Turkey. He attended Hillcrest High in Simpsonville.

Evans and his wife, Conserverina, have two sons, Colin Burke and Warren Brice.



# CHRIS JACOBS

## Director of Operations

Chris Jacobs was named director of men's basketball operations in May of 2011 after serving seven years as assistant director of operations.

The native of Arlington Heights, Ill., continues to handle day-to-day operations for the men's basketball program, including team travel, equipment, apparel, scheduling, budget and compliance matters.

As assistant director of operations, Jacobs also coordinated the team's summer camps and coaching clinics, implemented and ran the Coaches Club and its related fund-raising initiatives. Before assuming that full-time position, Jacobs was a graduate assistant while working on his master's degree at Georgia State.

Prior to arriving at Georgia Tech, Jacobs spent two seasons (2000-02) as an assistant coach at Division II LeMoyne, and prior to that served one year as an administrative assistant for the men's basketball staff at Northwestern.

A 1999 graduate of Coe College in Cedar Rapids, Iowa, Jacobs earned a bachelor's degree in business administration there and played two seasons of varsity basketball. He received his master's in sports administration from Georgia State in May of 2004.

Jacobs and his wife Lisa have a daughter, Hannah.



# MIKE BEWLEY

## Strength and Conditioning Coach

Following a six-year term as the sports nutritionist and strength and conditioning coach for Dayton's men's and women's basketball teams, Mike Bewley joined Georgia Tech's staff as strength and conditioning coach for men's basketball in June of 2011.

Bewley's duties include the design and implementation of athletic performance programs, supervising team and individual training sessions and testing strength, power, and conditioning of athletes.

Bewley also served as the strength and conditioning coach to the Flyers men's and women's golf programs. Prior to Dayton, Bewley served as the assistant strength and conditioning coach at Georgia Southern from 2002-05. Bewley developed and implemented conditioning programs for basketball, baseball, soccer, and volleyball, and assisted with the Eagles' 11 other sporting programs.

Bewley graduated from Eastern Kentucky University in 1998 with a major in physical education. He then moved to the University of Nevada in Reno, where he was a graduate assistant strength and conditioning coach and sports nutritionist. He earned his Master's in education leadership from Nevada in 2002.

The native of Louisville, Ky., is certified as a strength and conditioning specialist and a sports performance nutritionist, as well as a USA Weightlifting Level I Olympic club coach.



**Trent Angelucci**  
Video Coordinator



**Whitney Burton**  
Academic Advisor



**Dr. Angelo Galante**  
Team Physician



**Dr. Aaron King**  
Team Dentist



**Breanna Robinson**  
Academic Advisor



**Erica Sheppard**  
Administrative Coordinator



**Richard Stewart**  
Athletic Trainer



**Dr. John Xerogeanes**  
Team Orthopedist



**Marquis Hicks**  
Manager



**Jake Hogberg**  
Graduate Manager



**Cheryl Watts**  
McCamish Pavilion  
Operations Manager



**Mike Stamus**  
Associate Director of  
Communications

# KAMMEON HOLSEY

Forward • 6-8 ½ • 231 • Junior-R • Sparta, Ga. • Hancock Central HS

## Career Notes

Power forward who has a thin, but strong build and made a big leap in production from his freshman to sophomore years ... Has great length and athletic ability ... Quick jumper who can defend a wing player as well as his own position ... Runs the court effortlessly, has great stamina, and is aggressive on the offensive end ... Did not play in 2009-10 following surgery on a torn anterior cruciate ligament in his right knee suffered while playing basketball on Aug. 1 of that year ... Underwent successful surgery to repair the ligament 10 days later, and participated in off-season practices in the spring ... Needs 11 pts for 400 in his career... Missed one game in his career (due to illness his freshman year).



## High School

All-state performer from Hancock Central High School in Sparta, where he lettered four years and served as team captain for three ... Led his team to a class A state title in 2008 and earned state tournament MVP honors ... Earned first-team all-state honors in 2009, and also was named class A state player of the year ... Earned MVP honors for the South team in the GHSA North-South All-Star game ... Averaged better than 27 points and 10 rebounds per game as a senior ... Ranked as high as No. 63 (ESPN.com) among senior prep players in 2009 ... No. 77 by Rivals, No. 78 by Scout ... No. 13 among power forwards by ESPN.com ... Averaged 18 points and 10 rebounds as a junior and was named first-team all-state in class A, as well as class A player of the year by the Atlanta Journal-Constitution.

## Personal

Full name is Kammeon Holsey, goes by "Kam" ... Born September 4, 1990 in Milledgeville, Ga. ... Son of Gary and Priscilla Hill ... Has a twin brother named Garreon ... Both parents played competitive basketball in high school ... Began playing when he was 5 ... Enjoys bowling, fishing, billiards, ice hockey, skating, movies, table tennis and swimming in his spare time ... Chose Tech in part because of the academic challenge ... Majoring in Sociology.

## 2011-12

Tech's starting 4-man every game, an aggressive scorer in the post area... Led Tech in scoring eight times in the last 16 games, including 18 pts at Virginia Tech, 17 vs. NC State on February 9, 16 vs. Maryland on February 25... Averaged 12.5 ppg in his last eight games (55.9% FG), reaching double figures in six ... Recorded 1st career double-double vs. Maryland on F25, 16 pts and a career-high 10 rebounds... Bright spot in Tech's loss to Alabama with 14 pts, and was Tech's only double-digit scorer vs. Maryland (11) and Virginia (12)... Has team's best FG pct. overall (59.5%), 51.8% in ACC games... Has become Tech's top scorer in ACC games (9.5 ppg) and has averaged 5.1 rpg... Has hit 24-of-35 FT (68.4%) over his last 7 games (7-for-8 vs. NC State, 6-for-6 vs. Virginia Tech, 6-7 vs. Maryland)... 2nd on team in scoring with an average of 9.5 ppg, 3rd-leading rebounder (4.8 pg). Scoring average up 6.1 ppg over last year, top improvement on the team, 5th-best in ACC... Scored in double figures in 15 games (17 career), including a career-high 21 against Delaware State (9-10 FG) in 25 minutes.

## 2010-11

Started 12 of Tech's 13 games from Mercer on Jan. 31 to Virginia Tech on Feb. 13, came off the bench as one of Tech's post options after that ... Up and down offensively, but reached double figures twice in a 3-game stretch (Mercer, Boston College) ... Led Tech with a career-high 18 points in his ACC debut at Boston College (8-of-10 FG, 2-of-2 FT) ... 5-pt, 5-reb performance at Wake Forest March 3 was his best since Clemson (6 pts, 3-4 FG) on Feb. 5 ... Solid performance against North Carolina (4 pts, 5 reb, 21 minutes) ... Played just 10 minutes against Maryland, but pulled a career-best seven rebounds ... Had Tech's 2nd-best FG percentage figure (48.9 pct.), and hit 50 pct. in ACC games ... Made his first collegiate start against Mercer, and responded with career highs at the time in points (13), field goals (5-6) and free throws (3-4) ... Tied his previous career best in rebounds (5) ... Active on the offensive boards, more than half of his rebounds came on the offensive glass.

## Career Highs

Points: 21, Delaware State – 11/14/11
Rebounds: 10, Maryland – 2/25/12
Assists: 2, 7 times
Steals: 4, Albany – 11/17/10
Blocks: 2, 4 times
FG made: 9, Delaware State – 11/14/11
FG attempts: 11, NC State – 2/9/12
FT made: 7, NC State – 2/9/12
FT attempts: 8, NC State – 2/9/12
Minutes: 32, Boston College – 1/8/11

## Holsey Game-by-Game Stats

See page 40-41

Career Statistics – All Games																										
Year	GP	GS	Min	Avg	FG	FGA	Pct	3FG	3FGA	Pct	FT	FTA	Pct	Off	Def	Tot	Avg	PF	FO	Ast	TO	Blk	Stl	Pts	Avg	
2010-11	30	12	432	14.4	44	90	.489	0	0	.000	15	31	.484	42	38	80	2.7	57	0	9	33	6	13	103	3.4	
2011-12	31	31	754	24.3	121	205	.590	0	0	.000	48	91	.527	71	81	152	4.9	89	2	27	69	12	19	290	9.4	
<b>TOTAL</b>	<b>61</b>	<b>43</b>	<b>1186</b>	<b>19.4</b>	<b>165</b>	<b>295</b>	<b>.559</b>	<b>0</b>	<b>0</b>	<b>.000</b>	<b>63</b>	<b>122</b>	<b>.516</b>	<b>113</b>	<b>119</b>	<b>232</b>	<b>3.8</b>	<b>146</b>	<b>2</b>	<b>36</b>	<b>102</b>	<b>18</b>	<b>32</b>	<b>393</b>	<b>6.4</b>	

Career Statistics – ACC Games																										
Year	GP	GS	Min	Avg	FG	FGA	Pct	3FG	3FGA	Pct	FT	FTA	Pct	Off	Def	Tot	Avg	PF	FO	Ast	TO	Blk	Stl	Pts	Avg	
2010-11	15	10	217	14.5	23	46	.500	0	0	.000	6	14	.429	23	17	40	2.7	31	0	6	14	2	0	52	3.5	
2011-12	16	16	412	25.8	57	110	.518	0	0	.000	38	59	.644	38	44	82	5.1	46	1	14	31	7	14	152	9.5	
<b>TOTAL</b>	<b>31</b>	<b>26</b>	<b>629</b>	<b>20.3</b>	<b>80</b>	<b>156</b>	<b>.513</b>	<b>0</b>	<b>0</b>	<b>.000</b>	<b>44</b>	<b>73</b>	<b>.603</b>	<b>61</b>	<b>61</b>	<b>122</b>	<b>3.9</b>	<b>77</b>	<b>1</b>	<b>20</b>	<b>45</b>	<b>9</b>	<b>14</b>	<b>204</b>	<b>6.6</b>	


# PIERRE JORDAN

2

Guard • 6-0 • 165 • Graduate Student • Dunwoody, Ga. • Dunwoody HS/Florida State

## Career Notes

Point guard from Dunwoody, Ga., who transferred from Florida State and provided solid depth at the point guard position in 2011-12 ... Lettered three seasons in the FSU basketball program and graduated in the summer of 2011 ... Enrolled at Georgia Tech to work toward his graduate degree in Building Construction and Facility Management ... Played in 39 games at FSU, including 12 ACC games and one NCAA Tournament game ... Though he played in all three seasons at FSU, was granted a medical red-shirt following the 2008-09 season, in which he played the first six games and sat out the remainder due to a knee injury ... Has one more year of eligibility.



Seminole star Chris Singleton, who was a first round NBA Draft selection in 2011 ... Two-time team captain during his junior and senior seasons ... Earned all-star honors in Region 5-AAA, and was an All-Northside Area honorable mention selection by the Atlanta Journal-Constitution as a senior ... Averaged 11.3 points, 4.3 rebounds, 3.3 steals, and 6.2 assists in 80 career games at Dunwoody ... Helped lead Dunwoody to a pair of state championships as a freshman and sophomore, the Elite Eight in 2007 and the Final four in 2008 ... Dunwoody won regional championships in both 2005 and 2008 ... Starting point guard on the Adidas Super 64 National Championship team in 2007 ... Played in the Georgia North/South All-Star game and the Atlanta Classic All-Star game following his senior season ... Scored 20 points in the 2008 state title game against Carver ... The Wildcats finished with a 27-4 record, won the Martin Luther King Classic in Jacksonville, Fla. ... Dunwoody won the state tournament championship in 2006 as Pierre and his brother Kierre led the Wildcats to the title game victory over Westlake ... Played for the highly successful Atlanta Celtics AAU team.

## 2011-12

Named to the Academic All-ACC basketball team (Building Construction) ... Provided Tech a 2nd point guard with good ballhandling skills, had only 20 turnovers in 323 minutes ... Best game of the season J29 at North Carolina (3-3 FG, career-high 7 pts, four assists, one turnover in 18 min) ... Made 1st career start J21 at Clemson (15 min, 3 pts, 3 reb) ... Averaged 11.5 minutes (avg 5.2 in 39 games at FSU) ... Played 32 career minutes in ACC games at FSU, surpassed that total in his first three ACC games with Tech ... Missed 4 games in December after undergoing surgery on N30 to repair a urinary tract blockage that had caused him lower back pain ... Returned for the Alabama A&M game (15 minutes) ... Scored in 14 of his 28 games, 35.4% FG, and hit his first 3 of the season at Fordham on D29 ... Had only 12 turnovers in 235 minutes after his surgery, 13 turnover-less games overall ... Logged 21 minutes in his Tech debut (2 pts, 3 reb, 1 ast), five more than his career high at FSU.

## 2010-11 (at Florida State)

Averaged 0.6 points, 0.7 rebounds, and 0.4 assists, appearing in 16 games, including the Seminoles' victory over No. 5 ranked Notre Dame in the 2011 NCAA Tournament ... Season high of four points in the Seminoles 97-63 win over Stetson in Tallahassee (Dec. 15) ... Also posted career highs of 15 minutes of playing time, four assists, three steals, a perfect 2-of-2 from the free throw line, a career high tying three rebounds vs. the Hatters ... Only 3-point field goal of the season came against North Florida ... Played in five ACC games.

## 2009-10 (at Florida State)

Averaged a career-high 1.3 points, a career-high 0.9 rebounds and 0.6 assists (10th) while playing in a career-high 15 games and averaging 5.9 minutes played per game ... Played in seven ACC games, against NC State in the ACC Tournament, one game during the run to the championship of the Old Spice Classic, and against Ohio State in the ACC/Big 10 Challenge.

## 2008-09 (at Florida State)

Averaged 1.0 points, 0.7 rebounds, and 0.2 assists, playing six of the first seven regular-season games before a knee injury sidelined him for the rest of the year.

## High School

Graduated from Dunwoody High School in 2008 ... Averaged 14.0 points and 7.0 assists during his senior season ... Played on the same Dunwoody High School team as former

## Personal

Born May 9, 1989 ... Son of Winfred Jordan ... His father was an outstanding track and field performer as a collegian ... His brother, Kierre, played point guard at Palm Beach Community College (2007 and 2008) ... Selected Florida State over Butler, Clemson, Virginia Commonwealth, UCF, LSU, Marshall and Winthrop ... Studying Building Construction and Facility Management in graduate school at Tech.

## Tech Career Highs

Points: 7, at North Carolina - 1/29/12

Rebounds: 3, 5 times

Assists: 4, at North Carolina - 1/29/12; Siena - 11/23/11

Steals: 2, at North Carolina - 1/29/12; Northwestern - 11/29/11; at Fordham - 12/29/11

Blocks: 1, Alabama - 1/3/12; Clemson - 2/21/12

FG made: 3, at North Carolina - 1/29/12

FG attempts: 4, Florida A&M - 11/11/11; Clemson - 2/21/12; Boston College - 2/4/12

3FG made: 1, 5 times

3FG attempts: 2, Florida A&M - 11/11/11; Alabama A&M - 12/19/11; Clemson - 2/21/12

FT made: 2, Alabama A&M - 12/19/11

FT attempts: 2, Alabama A&M - 12/19/11; at Virginia Tech - 2/18/12

Minutes: 21, Florida A&M - 11/11/11

## FSU Career Highs

Points: 6, Mercer - 11/21/09

Rebounds: 3, Stetson - 11/18/09; Florida International - 12/6/09; Stetson - 12/15/10

Assists: 4, Stetson - 12/15/10

Steals: 3, Stetson - 12/15/10

FG made: 3, Mercer - 11/21/09

FG attempts: 6, Stetson - 11/18/09

3FG made: 1, Western Illinois - 11/24/08; UT-Martin - 12/22/09; Alabama A&M - 12/31/09;

North Florida - 11/12/10

3FG attempts: 2, Stetson - 11/18/09; UT Martin - 12/22/09; Alabama A&M - 12/31/09;

Clemson - 2/10/10; North Florida - 11/12/10; Mercer - 11/23/10; Hawaii - 12/22/10

FT made: 3, Stetson - 11/18/09

FT attempts: 5, Stetson - 11/18/09

Minutes: 16, Stetson - 11/18/09

## Jordan Game-by-Game Stats

See page 40-41

### Career Statistics — All Games

Year	GP	GS	Min	Avg	FG	FGA	Pct	3FG	3FGA	Pct	FT	FTA	Pct	Off	Def	Tot	Avg	PF	FO	Ast	TO	Blk	Stl	Pts	Avg
2008-09*	6	0	28	4.7	2	5	.400	1	1	1.000	1	3	.333	1	3	4	0.7	6	0	1	1	0	0	6	1.0
2009-10*	17	0	93	5.5	10	25	.400	2	10	.200	0	0	.000	2	12	14	0.8	17	0	10	9	0	2	22	1.3
2010-11*	16	0	81	5.1	3	23	.130	1	10	.100	2	2	1.000	4	7	11	0.7	8	0	6	7	0	3	9	0.6
2011-12	28	1	323	11.5	17	48	.354	5	18	.278	3	4	.750	1	25	26	0.9	35	0	24	20	2	10	42	1.5
<b>TOTAL</b>	<b>67</b>	<b>1</b>	<b>525</b>	<b>7.8</b>	<b>32</b>	<b>101</b>	<b>.317</b>	<b>9</b>	<b>39</b>	<b>.231</b>	<b>6</b>	<b>9</b>	<b>.667</b>	<b>8</b>	<b>47</b>	<b>55</b>	<b>0.8</b>	<b>66</b>	<b>0</b>	<b>41</b>	<b>37</b>	<b>2</b>	<b>15</b>	<b>79</b>	<b>1.2</b>

\*at Florida State

### Career Statistics — ACC Games

Year	GP	GS	Min	Avg	FG	FGA	Pct	3FG	3FGA	Pct	FT	FTA	Pct	Off	Def	Tot	Avg	PF	FO	Ast	TO	Blk	Stl	Pts	Avg
2008-09	DNP																								
2009-10	7	0	13	1.8	1	6	.167	0	3	.000	0	0	.000	0	3	3	0.4	4	0	3	2	0	0	2	0.3
2010-11	5	0	19	3.8	1	5	.200	0	1	.000	0	0	.000	2	1	3	0.6	3	0	0	2	0	0	2	0.4
2011-12	16	1	186	11.6	9	25	.360	4	12	.333	1	2	.500	1	13	14	0.9	19	0	14	11	1	5	23	1.4
<b>TOTAL</b>	<b>28</b>	<b>1</b>	<b>218</b>	<b>7.8</b>	<b>11</b>	<b>36</b>	<b>.306</b>	<b>4</b>	<b>16</b>	<b>.250</b>	<b>1</b>	<b>2</b>	<b>.500</b>	<b>3</b>	<b>17</b>	<b>20</b>	<b>0.7</b>	<b>26</b>	<b>0</b>	<b>17</b>	<b>15</b>	<b>1</b>	<b>5</b>	<b>27</b>	<b>0.9</b>

\*at Florida State

### Career Statistics — NCAA Tournament Games

Year	GP	GS	Min	Avg	FG	FGA	Pct	3FG	3FGA	Pct	FT	FTA	Pct	Off	Def	Tot	Avg	PF	FO	Ast	TO	Blk	Stl	Pts	Avg
2010-11	1	0	1	1.0	0	0	.000	0	0	.000	0	0	.000	0	1	1	1.0	0	0	1	0	0	0	0	0.0




# DANIEL MILLER

5

Center • 6-11 ½ • 257 • Junior-R • Loganville, Ga. • Loganville Christian Academy

## Career Notes

Strong, well-built pivotman with soft hands and good footwork who made tremendous strides between his freshman and sophomore years, especially on the offensive end... Has not missed a game in his Tech career, starting 62 straight games, longest streak on the team ... Only Tech player to start every game the last two years ... Can block shots on both his man and as a help defender ... Already 6th at Tech in career blocks (142), needs 15 to reach 5th place (Luke Schenschler (157)) ... Comfortable shooting out to 10-12 feet ... Good offensive rebounder who scores a lot of his points in putbacks ... Red-shirted in 2009-10 ... Originally signed with Georgia, but was released and enrolled at Tech in the fall of 2009 ... Nicknamed "Big Jake."



## High School

Two-time MVP in three years in the Independent Christian Schools of Georgia-Alabama system who led Loganville Christian Academy to three ICSGA titles ... Played four years, serving as team captain for the last three, and his team won 71 of 73 games during that time ... Senior year averages - 20.8 points, 8.3 rebounds, 5.0 blocks, 3.1 assists and 2.6 steals per game ... Finished his career with 1,444 points ... Averaged 28.9 points, 12.3 rebounds and 6.9 blocks as a junior ... Rated No. 90 in the class of 2009 by ESPN.com ... Also played one year as a tight end for the LCA football team ... Honor roll student who was a member of the Beta and Key Clubs ... Merit Scholar from 2006-09.

## Personal

Full name is Daniel Clayton Miller ... Born July 1, 1991 in Denver, Colo. ... Son of Preston and Julie Towns of Loganville ... Has three younger brothers and four younger sisters ... Grandfather was Forrest G. (Spec) Towns, a world-record hurdler in the 1930s who went on to coach the track teams at the University of Georgia for 34 years ... An uncle, Chad Donaldson, attended Georgia Tech ... Began playing basketball at age 7 ... Originally signed with UGA, but asked for a release from his letter-of-intent and enrolled at Tech ... Chose Tech for its Management program, its basketball program and proximity to his home ... Majoring in Business Administration.

## 2011-12

Scored in double figures in eight of last 10 games - 9.4 ppg, 42-72 FG (58.3%), 7.3 rpg, 2.5 blocks, 1.3 apg... Had a double-double (10/11) vs. NC State on F9, the 2nd of his career... 8.3 ppg, 5.6 rpg, team-high 52.2% FG in ACC games... Scored double digits in 15 games after doing so just three times as a freshman. Averaged 8.1 ppg, 4th on the team... 13th in the ACC in rebound avg. (6.7) and 2nd in blocks (2.4)... Ranked 29th nationally in blocks... Blocked as many as four shots in a game 10 times this season, including a season-high five at Wake Forest and five vs. Miami in the ACC Tournament ... Blocked at least one in 29 of 31 games... Matched career high in points (14) and grabbed career-best 15 rebounds vs. Delaware State on November 14 ... Also had career-high six assists... Narrowly missed double-doubles vs. Northwestern, Georgia and FSU (10 pts/9 reb each) and Virginia Tech (11/9) ... Made major improvement at the FT line (76.2%, 32-42).

## 2010-11

Started every game, and played some excellent basketball in conference play despite foul trouble in early games ... Averaged 4.1 points and 4.5 rebounds and shot 48.4 pct. from the floor in ACC play, but did many other things to help Tech offensively ... Notched an ACC career-high 12 points (6-8 FG) at Virginia with six rebounds, and scored eight at Virginia Tech ... Played excellent basketball in Tech's five ACC wins despite scoring only 15 points ... His screening and ball movement helped Tech score an average of 74 points in those games ... Scoreless against North Carolina but played a productive 25 minutes setting good screens on offense and helping limit the Tar Heels' big men defensively ... Career-high 10 rebounds at Siena, had nine or more three times since early December ... High in an ACC game was 8 at Wake Forest on March 3 ... Two other double-figure scoring games (10 vs. Albany, 14 vs. Savannah State) ... Ranked 5th in the ACC (41st nationally) in blocked shots at 2.2 per game ... Blocked seven shots in his collegiate debut against Charleston Southern, the most by a Tech player since 2001 ... Had six against Charlotte, five against Maryland.

## Career Highs

Points: 14, Delaware State - 11/14/11 ; Savannah State - 12/11/10  
 Rebounds: 15, Delaware State - 11/14/11  
 Assists: 6, Delaware State - 11/14/11  
 Steals: 4, Duke - 1/7/12  
 Blocks: 7, Charleston Southern - 11/12/10  
 FG made: 6, 5 times  
 FG attempts: 14, at Boston College - 2/29/12  
 FT made: 6, Florida A&M - 11/11/11  
 FT attempts: 9, Savannah State - 12/11/10  
 Minutes: 45 (2ot), Charlotte - 1/2/11 ; 33 (regulation), Miami - 3/6/11

## Miller Game-by-Game Stats

See page 40-41

### Career Statistics — All Games

Year	GP	GS	Min	Avg	FG	FGA	Pct	3FG	3FGA	Pct	FT	FTA	Pct	Off	Def	Tot	Avg	PF	FO	Ast	TO	Blk	Stl	Pts	Avg
2010-11	31	31	797	25.7	60	121	.496	0	0	.000	17	46	.370	48	106	154	5.0	75	0	19	39	67	31	137	4.4
2011-12	31	31	930	30.0	110	221	.498	0	0	.000	32	42	.762	58	145	203	6.5	52	1	46	51	75	29	252	8.1
<b>TOTAL</b>	<b>62</b>	<b>62</b>	<b>1727</b>	<b>27.9</b>	<b>170</b>	<b>342</b>	<b>.497</b>	<b>0</b>	<b>0</b>	<b>.000</b>	<b>49</b>	<b>88</b>	<b>.557</b>	<b>106</b>	<b>251</b>	<b>357</b>	<b>5.8</b>	<b>127</b>	<b>1</b>	<b>65</b>	<b>90</b>	<b>142</b>	<b>60</b>	<b>389</b>	<b>6.3</b>

### Career Statistics — ACC Games

Year	GP	GS	Min	Avg	FG	FGA	Pct	3FG	3FGA	Pct	FT	FTA	Pct	Off	Def	Tot	Avg	PF	FO	Ast	TO	Blk	Stl	Pts	Avg
2010-11	16	16	407	25.4	30	62	.484	0	0	.000	5	17	.294	24	48	72	4.5	50	0	13	26	38	14	65	4.1
2011-12	16	16	482	30.1	60	115	.522	0	0	.000	12	15	.800	27	63	90	5.6	30	1	16	25	31	17	132	8.3
<b>TOTAL</b>	<b>32</b>	<b>32</b>	<b>889</b>	<b>27.8</b>	<b>90</b>	<b>177</b>	<b>.508</b>	<b>0</b>	<b>0</b>	<b>.000</b>	<b>17</b>	<b>32</b>	<b>.531</b>	<b>51</b>	<b>111</b>	<b>162</b>	<b>5.1</b>	<b>80</b>	<b>1</b>	<b>29</b>	<b>51</b>	<b>69</b>	<b>31</b>	<b>197</b>	<b>6.2</b>


# JASON MORRIS

14

Guard/Forward • 6-5 ½ • 224 • Junior • Augusta, Ga. • Hotchkiss School, Lakeville, Conn.

## Career Notes

Combo shooting guard and small forward with excellent athletic and leaping ability ... Perhaps Tech's most physically-gifted player ... Potentially explosive scorer when at his best, but has been inconsistent ... Rated the No. 78 player in the country by Scout.com and the No. 18 player at his position (No. 84 overall and No. 21 at his position by Rivals.com) ... A native of Augusta, Ga., he attended The Hotchkiss School, a prestigious boarding school in rural Connecticut, for his last four years of high school.



## High School

Served as one of three captains as a senior at The Hotchkiss School in Lakeville, Conn., starting all 24 games ... Played for coach Fred Benjamin ... Averaged 18.1 points and 5.9 rebounds per game, second on the team in both categories, and recorded nearly two steals and two blocked shots per game ... Selected to play in the Jordan Brand Classic following his senior year ... Averaged 17 points and seven rebounds as a junior ... Also participated in track and field for seven years, middle distances and the high jump.

## Personal

Full name is Jason Clifford Morris ... Born August 26, 1991 in Augusta, Ga. ... Son of Phillip and Judy Morris ... Has two older sisters, Tiffany and Jaleesa ... Jaleesa played basketball at Central Florida and Johnson C. Smith ... Enjoys playing the piano and golf ... Majoring in Business Administration, and has aspirations of being a Wall Street broker or a company CEO or CFO.

## 2011-12

Started Tech's last six games (21 for the year), closing out the regular season with a career-high 22 pts with three assists vs. Wake Forest... Also set career highs for FGA (16) and 3s made and attempted (5-of-7)... Limited to 17 minutes against Clemson on February 25 after suffering a mid-foot strain on his left foot in the Virginia Tech game on F18, still taking treatment for it... Opened Maryland game with two 3s, scored nine pts in 31 minutes... Had 10 pts at Virginia Tech... Tech's fifth-leading scorer at 7.8 ppg, 7.1 ppg vs. the ACC... Scored in double digits 11 times for the season (5 in ACC games), 18 for his career... Scored 21 vs. Northwestern on N29, kicked off a three-game stretch of double-digit efforts (16.0 ppg)... Key figure in Tech's come-from-behind win at Georgia, scoring all 15 of his points in the second half, including a pair of 3s... Struggled with his long-range shooting (29.2% on 3s, 34.6% overall) most of the season after hitting 40 pct. of his 3s last year... Surpassed 400 points for his career at Boston College.

## Career Highs

Points: 22, Wake Forest – 3/3/12
Rebounds: 8, Wake Forest – 1/19/11
Assists: 4, at Virginia Tech – 2/18/12
Steals: 4, at Wake Forest – 3/3/11
Blocks: 3, Alabama A&M – 12/19/11 ; at Tulane – 12/3/11
FG made: 8, Wake Forest – 3/3/12
FG attempts: 16, Wake Forest – 3/3/12
3FG made: 5, Wake Forest – 3/3/12
3FG attempts: 7, at Fordham – 12/29/11 ; Wake Forest – 3/3/12
FT made: 7, Northwestern – 11/29/11
FT attempts: 7, Northwestern – 11/29/11 ; Mercer – 12/31/10
Minutes: 33, Delaware State – 11/14/11 ; Duke – 1/7/12 ; at Virginia Tech – 2/18/12

## 2010-11

Started Tech's last 5 games, averaging 9.6 points, 3.0 rebounds, 27 minutes ... 48.6 pct. FG, 9-for-19 on 3s ... Explosive in short spurts - scored eight points in less than a minute early in the second half against Miami on March 6, fueling a comeback in Tech's 66-57 win ... Averaged 6.4 ppg and hit 45.9 pct. of his 3s in ACC games ... Matched his season high of 13 at Wake Forest on March 3, also had 13 against Mercer ... Got his first start against Virginia Feb. 23, and scored 10 points (3-6 FG, 2-4 on 3s) with five rebounds in a career-high 30 minutes ... Played 26 minutes against Maryland (10 points, 5-7 FG) ... Grabbed career-high eight rebounds vs. Wake Forest on Jan. 19 ... Scored 13 points in just 13 minutes against Mercer, hitting a pair of 3s and going 5-7 from the FT line ... Played 20 minutes and scored 10 points (4-8 FG) against Syracuse ... Averaged 8.7 points and hit 10-of-16 field goals in a three-game stretch against Syracuse, Northwestern and Georgia ... His only basket gave Tech a permanent lead in the second half of Tech's win over Richmond Dec. 18 ... Nine points (3-5 FG), no turnovers in 16 minutes at Northwestern.

## Morris Game-by-Game Stats

See page 40-41

### Career Statistics – All Games

Year	GP	GS	Min	Avg	FG	FGA	Pct	3FG	3FGA	Pct	FT	FTA	Pct	Off	Def	Tot	Avg	PF	FO	Ast	TO	Blk	Stl	Pts	Avg
2010-11	31	5	567	18.3	67	162	.414	22	55	.400	31	41	.756	24	44	68	2.2	67	0	12	42	8	20	187	6.0
2011-12	31	20	764	24.6	85	246	.346	28	96	.292	43	61	.705	22	80	102	3.3	55	1	35	58	15	15	241	7.8
<b>TOTAL</b>	<b>62</b>	<b>25</b>	<b>1331</b>	<b>21.5</b>	<b>152</b>	<b>408</b>	<b>.373</b>	<b>50</b>	<b>151</b>	<b>.331</b>	<b>74</b>	<b>102</b>	<b>.725</b>	<b>46</b>	<b>124</b>	<b>170</b>	<b>2.7</b>	<b>122</b>	<b>1</b>	<b>47</b>	<b>100</b>	<b>23</b>	<b>35</b>	<b>428</b>	<b>6.9</b>

### Career Statistics – ACC Games

Year	GP	GS	Min	Avg	FG	FGA	Pct	3FG	3FGA	Pct	FT	FTA	Pct	Off	Def	Tot	Avg	PF	FO	Ast	TO	Blk	Stl	Pts	Avg
2010-11	16	4	325	20.3	39	85	.459	16	35	.457	9	11	.818	13	26	39	2.4	35	0	6	26	4	13	103	6.4
2011-12	16	12	398	24.9	42	125	.336	15	51	.294	15	25	.600	12	34	46	2.9	31	0	20	34	6	6	114	7.1
<b>TOTAL</b>	<b>32</b>	<b>16</b>	<b>723</b>	<b>22.6</b>	<b>81</b>	<b>210</b>	<b>.386</b>	<b>31</b>	<b>86</b>	<b>.360</b>	<b>24</b>	<b>36</b>	<b>.667</b>	<b>25</b>	<b>60</b>	<b>85</b>	<b>2.7</b>	<b>66</b>	<b>0</b>	<b>26</b>	<b>60</b>	<b>10</b>	<b>19</b>	<b>217</b>	<b>6.8</b>


# AARON PEEK

31

Guard/Forward • 6-4 • 188 • Sophomore • Atlanta, Ga. • Benjamin E. Mays HS

## Career Notes

Non-scholarship player who joined the team out of a tryout prior to the beginning of fall practice in October.



## Peek Game-by-Game

2011-12	Min	FG-A	3FG-A	FT-A	O-D-T	Avg	PF	A	TO	Blk	Stl	Pts	Avg
SIENA	1	0-1	0-1	0-0	0-1-1	1.0	0	0	0	0	0	0	0.0
at Savannah State	1	0-1	0-0	0-0	0-0-0	0.5	0	0	0	0	0	0	0.0
CLEMSON	1	0-0	0-0	0-0	0-0-0	0.3	0	0	0	0	0	0	0.0
WAKE FOREST	0	0-0	0-0	0-0	0-0-0	0.3	0	0	0	0	0	0	0.0

\*game started

## 2011-12

Played in four games - Siena on November 23, Savannah State on December 10, Clemson February 21, Wake Forest March 3.

## High School

Lettered for two seasons as a small forward under coach Floyd Mack ... Helped lead Benjamin E. Mays High School to a district championship in 2009-2010 ... Team was AAAA State Championship runner-ups ... Also lettered for two seasons under track and field coach Ron Davis ... Graduated in the top five percent of his class, was named a Georgia Merit Scholar, senior class president, and member of National Honor Society.

## Personal

Full name is Aaron Christian Peek ... Born April 5, 1993 in Atlanta, Ga. ... Son of Eric and Sarah Peek ... His father (an architect) and his Aunt Carol both attended Georgia Tech ... His mother is an aviation engineer at Hartsfield-Jackson International Airport ... Has two younger sisters ... Chose Tech because of the medical program, academics, and minority education program ... Began playing basketball at age 6... Majoring in Public Policy.

## Career Highs

Rebounds: 1, Siena - 11/23/11

FG attempts: 1, Siena - 11/23/11 ; at Savannah State - 12/10/11

3FG attempts: 1, Siena - 11/23/11

Minutes: 1, three times

### Career Statistics — All Games

Year	GP	GS	Min	Avg	FG	FGA	Pct	3FG	3FGA	Pct	FT	FTA	Pct	Off	Def	Tot	Avg	PF	FO	Ast	TO	Blk	Stl	Pts	Avg
2011-12	4	0	3	0.8	0	2	.000	0	1	.000	0	0	.000	0	1	1	0.3	0	0	0	0	0	0	0	0.0
<b>TOTAL</b>	<b>4</b>	<b>0</b>	<b>3</b>	<b>0.8</b>	<b>0</b>	<b>2</b>	<b>.000</b>	<b>0</b>	<b>1</b>	<b>.000</b>	<b>0</b>	<b>0</b>	<b>.000</b>	<b>0</b>	<b>1</b>	<b>1</b>	<b>0.3</b>	<b>0</b>	<b>0</b>	<b>0</b>	<b>0</b>	<b>0</b>	<b>0</b>	<b>0</b>	<b>0.0</b>

### Career Statistics — ACC Games

Year	GP	GS	Min	Avg	FG	FGA	Pct	3FG	3FGA	Pct	FT	FTA	Pct	Off	Def	Tot	Avg	PF	FO	Ast	TO	Blk	Stl	Pts	Avg
2011-12	2	0	1	0.5	0	0	.000	0	0	.000	0	0	.000	0	0	0	0.0	0	0	0	0	0	0	0	0.0
<b>TOTAL</b>	<b>2</b>	<b>0</b>	<b>1</b>	<b>0.5</b>	<b>0</b>	<b>0</b>	<b>.000</b>	<b>0</b>	<b>0</b>	<b>.000</b>	<b>0</b>	<b>0</b>	<b>.000</b>	<b>0</b>	<b>0</b>	<b>0</b>	<b>0.0</b>	<b>0</b>	<b>0</b>	<b>0</b>	<b>0</b>	<b>0</b>	<b>0</b>	<b>0</b>	<b>0.0</b>


# STACEY POOLE, JR.

12

Guard • 6-4 ½ • 186 • Sophomore-R • Jacksonville, Fla. • Providence HS/Kentucky

## Career Notes

Transfer from Kentucky who enrolled at Georgia Tech for the spring semester and began practicing with the team January 12 ... Did not see action for UK in 2011-12 ... Becomes eligible to play for Tech at the conclusion of the fall semester in 2012 and will have 2-1/2 years of eligibility (NCAA rules require residency at the new school for one full year before becoming eligible) ... Highly recruited prep star ranked as high as 33rd in some recruiting rankings.



## 2010-11 (at Kentucky)

Played in 16 games as the Wildcats went 29-9 and advanced to the NCAA Final Four in Houston ... Saw action in four SEC games, logging a season-high four minutes against Auburn and LSU ... Played a season-high eight minutes against Washington in the Maui Invitational ... Hit his only field goal of the season, a 3-point basket, against Notre Dame, helping key a 13-2 run to close the first half ... Scored five points, grabbed six rebounds and passed out three assists in eight minutes of play in the exhibition against Dillard.

## High School

Averaged 16 points, eight rebounds and four assists as a senior ... Participated in Kentucky Derby Festival Basketball Classic, where he scored 10 points and grabbed five rebounds ... Scored in double figures in 19 of his final 23 games his senior season ... Averaged 17.3 points per game as a junior ... Was Kentucky's first signee of class of 2010 ... Ranked as the fourth best small forward and No. 33 overall prospect of 2010 by Rivals.com, the No. 51 overall prospect by ESPNU and 12th best small forward by Scout.com.

## Personal

Born October 24, 1991 ... Son of Stacey and Shelley Poole ... Father, Stacey, was a standout at the University of Florida who ranks as the Gators' No. 4 all-time scorer with 1,678 points ... Chose Kentucky over South Carolina ... Majoring in Sociology at Tech.

## Career Highs

Points: 3, Notre Dame – 12/8/10  
 Rebounds: 2, Winthrop – 12/22/10 ; Coppin State – 12/28/10  
 Assists: 1, Boston University – 11/30/10  
 FG made: 1, Notre Dame – 12/8/10  
 FG attempts: 3, Indiana – 12/11/10  
 3FG made: 1, Notre Dame – 12/8/10  
 3FG attempts: 1, four times  
 FT made: 1, Coppin State – 12/28/10  
 FT attempts: 2, Coppin State – 12/28/10  
 Minutes: 8, Washington – 11/23/10

## Career Statistics – All Games

Year	GP	GS	MP	Avg	FG	FGA	Pct	3FG	3FGA	Pct	FT	FTA	Pct.	Off	Def	Tot	Avg	PF	FO	Ast	TO	Blk	Stl	Pts	Avg
2009-10*	16	0	45	2.8	1	9	.111	1	4	.250	1	2	.500	3	5	8	0.5	4	0	1	1	0	0	4	0.3

\*at Kentucky

## Career Statistics – Conference Games

Year	GP	GS	MP	Avg	FG	FGA	Pct	3FG	3FGA	Pct	FT	FTA	Pct.	Off	Def	Tot	Avg	PF	FO	Ast	TO	Blk	Stl	Pts	Avg
2009-10*	4	0	9	2.3	0	2	.000	0	1	.000	0	0	.000	0	1	1	0.3	2	0	0	0	0	0	0	0.0


\*at Kentucky

# BRANDON REED

Guard • 6-3 1/2 • 182 • Junior-R • Powder Springs, Ga. • Whitefield Academy/Arkansas State

## Career Notes

Hometown prep player who transferred from Arkansas State ... Left-handed combo guard who started 29 games his first year at Tech and gave the Yellow Jackets good scoring punch at times ... Sat out the 2010-11 season and has two more years of eligibility for the Yellow Jackets.



## 2011-12

Wing player who started 29 games, averaging 25.7 minutes... Averaged 9.4 ppg in eight games in February (four in double figures), including a season-high and team-best 18 points (4-8 on 3s) at FSU... Hit two big FT with 11 seconds left in a 51-47 win over Boston College, and a big 3 with 27 seconds left in Tech's 63-61 win over Maryland... Averaged 6.8 ppg in ACC games (29.6% FG, 27.4% on 3s), with five double-figure games... Scored 12 at NC State on January 11, 18 at FSU on F1, 11 at Wake on February 15, 10 at Virginia Tech on February 18, 11 vs. Clemson on February 21... Made 18 straight FT dating back to J15 at Maryland before missing his 3rd attempt of the game February 25 against Maryland ... Converted 87.5% from the line in ACC games (28-for-32), 73.3% for the year... Tech's sixth-leading scorer overall at 7.5 ppg, reached double figures in 11 games, including 16 each vs. Fordham, Savannah State, FAMU... Lifted Tech at Georgia, scoring 12 points without attempting a 3... Averaged 9.3 ppg and hitting 44.7 pct. FG in Tech's wins.

## 2009-10 (at Arkansas State)

Earned Sun Belt Conference Freshman of the Year honors in the 2009-10 season ... Led the Red Wolves in scoring at 15.1 points a game and broke a 38-year-old school mark for points scored by a freshman ... Averaged 16.8 points in league play ... Also was named to all-district teams by the National Association of Basketball Coaches and the United States Basketball Writers of America ... Led the Red Wolves to a 17-14 finish overall last year, 11-7 in the Sun Belt Conference ... Scored a season-high 34 points against Denver, and 30 against Western Kentucky ... Led the Red Wolves in scoring 14 times.

## High School

Led Whitefield Academy in Atlanta to the Georgia Class A state championship game all four years, helping the school win the title as a senior ... Averaged 21 points, eight rebounds and five assists as a senior in leading Whitefield to a 28-7 record ... He was named Class A Player of the Year and made the all-state team in 2009 ... Lettered two years in track, competing in the hurdles, 400 meters and 4x400 relay ... Honor roll student his last three years.

## Personal

Born October 17, 1990 in Kansas City, Kan. ... Son of Brian, Sr., and Princess Elmore ... Middle of five children ... Cousin of former NFL and Auburn running back Joe Cribbs ... Nephew of Missouri State Hall of Fame women's basketball player Roshonda Reed ... Began playing basketball at age 7 ... Majoring in Sociology.

## Tech Career Highs

Points: 18, at Florida State - 2/1/12  
 Rebounds: 7, Northwestern - 11/29/11  
 Assists: 4, Northwestern - 11/29/11  
 Steals: 2, 6 times  
 Blocks: 1, Wake Forest - 3/3/12  
 FG made: 6, Florida A&M - 11/11/11 ; vs VCU - 11/18/11 ; at Savannah State - 12/10/11  
 FG attempts: 13, at Fordham - 12/29/11  
 3FG made: 4, at Fordham - 12/29/11 ; at Florida State - 2/1/12  
 3FG attempts: 8, at Florida State - 2/1/12 ; at Wake Forest - 2/15/12  
 FT made: 7, at NC State - 1/11/12  
 FT attempts: 8, at NC State - 1/11/12  
 Minutes: 39 (ot), at Virginia Tech - 2/18/12

## Arkansas State Career Highs

Points: 34, Denver - 1/30/10  
 Rebounds: 9, Arkansas-Little Rock - 3/6/10  
 Assists: 6, MacMurray - 11/16/09 ; New Orleans - 2/6/10 ; Western Kentucky - 3/7/10  
 Steals: 3, New Orleans - 2/6/10  
 Blocked Shots: 2, South Alabama - 1/9/10  
 Field Goals: 12, Denver - 1/30/10  
 Field Goal Attempts: 23, Denver - 1/30/10  
 3FG made: 5, Western Kentucky - 2/20/10  
 3FG attempts: 10, Arkansas-Little Rock - 2/4/10 ; Troy - 2/27/10  
 FT made: 9, Western Kentucky - 2/20/10 ; Arkansas-Little Rock - 2/6/10  
 FT attempts: 12, Arkansas-Little Rock - 3/6/10  
 Minutes: 43, Western Kentucky - 2/20/10

## Reed Game-by-Game

2011-12	Min	FG-A	3FG-A	FT-A	O-D-T	Avg	PF	A	TO	Blk	Stl	Pts	Avg
FLORIDA A&M*	26	6-8	3-5	1-4	0-4-4	4.0	2	1	6	0	0	16	16.0
DELAWARE STATE*	30	3-7	2-4	0-0	0-3-3	3.5	1	1	3	0	0	8	12.0
vs Saint Joseph's*	25	1-9	0-4	0-0	0-1-1	2.7	1	1	1	0	0	2	8.7
vs VCU*	32	6-11	0-4	1-2	0-6-6	3.5	1	1	1	0	2	13	9.8
vs LSU*	32	2-10	1-5	0-0	1-5-6	4.0	0	2	1	0	0	5	8.8
SIENA*	22	2-9	1-5	0-0	0-3-3	3.8	0	0	1	0	0	5	8.2
NORTHWESTERN*	29	1-4	0-2	0-0	2-5-7	4.3	0	4	3	0	1	2	7.3
at Tulane*	31	2-11	1-7	2-2	0-5-5	4.4	0	1	3	0	1	7	7.3
at Georgia*	28	4-7	0-0	4-7	1-2-3	4.2	1	2	1	0	1	12	7.8
at Savannah State*	27	6-7	2-3	2-3	0-5-5	4.3	1	0	1	0	1	16	8.6
ALABAMA A&M*	11	0-2	0-2	2-3	0-3-3	4.2	1	0	3	0	1	2	8.0
MERCER*	15	1-5	0-1	0-1	2-3-5	4.3	1	1	3	0	1	2	7.5
at Fordham*	28	5-13	4-7	2-4	0-3-3	4.2	1	0	3	0	2	16	8.2
ALABAMA*	26	3-10	2-6	0-0	0-0-0	3.9	2	3	2	0	0	8	8.1
DUKE*	8	0-2	0-1	0-0	0-1-1	3.7	0	0	1	0	0	0	7.6
at NC State*	25	2-5	1-2	7-8	0-3-3	3.6	3	1	4	0	2	12	7.9
at Maryland*	19	1-6	0-3	4-5	0-2-2	3.5	0	3	1	0	0	6	7.8
VIRGINIA*	20	0-6	0-4	0-0	0-1-1	3.4	0	0	1	0	1	0	7.3
at Clemson*	28	2-7	1-3	0-0	0-3-3	3.4	3	1	3	0	1	5	7.2
MIAMI	10	1-3	0-1	0-0	2-0-2	3.3	0	0	0	0	1	2	7.0
at North Carolina	24	2-8	1-3	3-3	0-3-3	3.3	2	1	1	0	1	8	7.0
at Florida State*	34	5-10	4-8	4-4	0-1-1	3.2	2	2	3	0	0	18	7.5
BOSTON COLLEGE*	30	3-6	1-4	2-2	0-3-3	3.2	2	1	1	0	2	9	7.6
NC STATE*	22	1-7	0-3	4-4	1-1-2	3.1	2	1	0	0	0	6	7.5
at Wake Forest*	29	4-10	3-8	0-0	1-2-3	3.1	1	3	2	0	0	11	7.6
at Virginia Tech*	39	4-9	2-5	0-0	0-4-4	3.2	2	2	2	0	2	10	7.7
CLEMSON*	30	4-9	3-5	0-0	0-3-3	3.1	0	0	2	0	1	11	7.9
MARYLAND*	35	2-8	1-4	3-4	0-5-5	3.2	0	1	1	0	2	8	7.9
at Boston College*	28	1-6	0-4	0-0	0-5-5	3.3	2	2	3	0	1	2	7.7
WAKE FOREST	18	0-6	0-4	1-2	2-3-5	3.3	0	2	0	1	0	1	7.4
vs Miami*	35	4-8	1-5	2-2	0-0-0	3.2	0	1	2	0	1	11	7.5

\*game started

Career Statistics — All Games																									
Year	GP	GS	MP	Avg	FG-	FGA	Pct	3FG-	3FGA	Pct	FT-	FTA	Pct.	Off	Def	Tot	Avg	PF	FO	Ast	TO	Blk	Stl	Pts	Avg
2009-10*	31	30	1032	33.3	168	428	.393	58	173	.335	75	106	.708	30	75	105	3.4	49	0	76	76	5	22	469	15.1
2011-12	31	28	796	25.7	78	229	.341	34	122	.279	44	60	.733	12	88	100	3.2	31	0	38	59	1	25	234	7.5
<b>TOTAL</b>	<b>62</b>	<b>58</b>	<b>1828</b>	<b>29.5</b>	<b>246</b>	<b>657</b>	<b>.374</b>	<b>92</b>	<b>295</b>	<b>.312</b>	<b>119</b>	<b>166</b>	<b>.717</b>	<b>42</b>	<b>163</b>	<b>205</b>	<b>3.3</b>	<b>80</b>	<b>0</b>	<b>114</b>	<b>135</b>	<b>6</b>	<b>47</b>	<b>703</b>	<b>11.3</b>

\*at Arkansas State

Career Statistics — ACC Games																									
Year	GP	GS	MP	Avg	FG-	FGA	Pct	3FG-	3FGA	Pct	FT-	FTA	Pct.	Off	Def	Tot	Avg	PF	FO	Ast	TO	Blk	Stl	Pts	Avg
2011-12	16	13	399	24.9	32	108	.296	17	62	.274	28	32	.875	6	40	46	2.9	19	0	20	25	1	14	109	6.8
<b>TOTAL</b>	<b>16</b>	<b>13</b>	<b>399</b>	<b>24.9</b>	<b>32</b>	<b>108</b>	<b>.296</b>	<b>17</b>	<b>62</b>	<b>.274</b>	<b>28</b>	<b>32</b>	<b>.875</b>	<b>6</b>	<b>40</b>	<b>46</b>	<b>2.9</b>	<b>19</b>	<b>0</b>	<b>20</b>	<b>25</b>	<b>1</b>	<b>14</b>	<b>109</b>	<b>6.8</b>

# JULIAN ROYAL

1

Forward • 6-8 • 243 • Sophomore • Alpharetta, Ga. • Milton HS

## Career Notes

Forward who was a consistent top-100 national prospect all four years in high school ... Inconsistent early in his freshman year, but developed into a solid reserve in the frontcourt, averaging more than five points and 18 minutes in conference play ... Showed ability to stretch the defense with occasional threes.



## Royal Game-by-Game

2011-12.....	Min	FG-A	3FG-A	FT-A	O-D-T	Avg	PF	A	TO	Blk	Stl	Pts	Avg
FLORIDA A&M .....	21	1-3	1-1	7-8	2-4-6	6.0	1	4	1	1	1	10	10.0
DELAWARE STATE .....	11	0-1	0-0	1-2	1-0-1	3.5	0	0	1	1	0	1	5.5
vs Saint Joseph's.....	9	0-2	0-0	0-0	0-0-0	2.3	0	0	0	0	0	0	3.7
vs VCU .....	2	0-1	0-1	0-0	0-0-0	1.8	0	0	0	1	0	0	2.8
vs LSU .....	4	0-0	0-0	0-0	0-0-0	1.4	0	0	1	0	0	0	2.2
SIENA .....	14	2-4	0-0	2-2	0-3-3	1.7	4	0	1	1	0	6	2.8
at Tulane .....	2	0-2	0-0	0-0	0-0-0	1.4	1	0	0	0	0	0	2.4
at Georgia .....	9	0-1	0-1	0-0	0-1-1	1.4	1	0	0	0	0	0	2.1
at Savannah State.....	21	1-5	0-1	2-4	0-2-2	1.4	4	3	1	0	2	4	2.3
ALABAMA A&M .....	22	5-8	0-0	0-0	5-2-7	2.0	1	0	1	0	0	10	3.1
MERCER .....	14	2-4	0-0	0-0	1-0-1	1.9	1	1	0	0	0	4	3.2
at Fordham .....	18	2-3	0-0	1-2	1-1-2	1.9	2	2	1	0	0	5	3.3
ALABAMA .....	18	4-6	0-1	2-2	1-2-3	2.0	0	1	1	0	0	10	3.8
DUKE .....	25	2-5	0-0	0-0	3-3-6	2.3	3	1	3	0	0	4	3.9
at NC State .....	11	1-1	0-0	0-0	0-0-0	2.1	0	0	1	1	0	2	3.7
at Maryland .....	10	1-2	1-1	0-0	0-3-3	2.2	1	0	0	0	0	3	3.7
VIRGINIA .....	25	1-3	0-1	0-0	3-0-3	2.2	2	0	1	1	1	2	3.6
at Clemson .....	21	3-5	1-1	2-2	2-0-2	2.2	1	0	0	0	1	9	3.9
MIAMI .....	29	5-7	1-1	0-0	2-3-5	2.4	1	0	3	0	1	11	4.3
at North Carolina.....	24	4-9	1-2	0-0	4-2-6	2.6	2	0	2	1	1	9	4.5
at Florida State .....	25	3-4	2-3	0-0	0-1-1	2.5	2	0	1	0	1	8	4.7
BOSTON COLLEGE.....	20	2-8	0-2	1-2	1-1-2	2.5	1	1	1	0	0	5	4.7
NC STATE .....	10	1-2	0-0	0-0	0-0-0	2.3	1	0	2	0	0	2	4.6
at Wake Forest .....	18	0-2	0-0	0-1	2-2-4	2.4	3	0	2	0	0	0	4.4
at Virginia Tech .....	15	2-3	1-1	0-0	0-2-2	2.4	2	1	0	0	0	5	4.4
CLEMSON .....	20	4-8	0-3	1-2	4-0-4	2.5	4	0	1	0	0	9	4.6
MARYLAND .....	13	1-5	1-3	2-2	1-2-3	2.5	3	1	0	0	0	5	4.6
at Boston College.....	17	2-4	1-2	0-0	0-0-0	2.4	0	0	1	0	0	5	4.6
WAKE FOREST .....	14	1-4	1-2	0-0	1-2-3	2.4	0	2	0	1	0	3	4.6
vs Miami .....	17	0-3	0-2	0-0	1-2-3	2.4	4	1	2	0	0	0	4.4

\*game started

## 2011-12

Saw significant court time after Tech's win at Georgia on December 7 ... Averaged 5.1 ppg, 2.8 rpg, 45.8% FG and 10-22 on 3s in ACC games ... Scored career-high 11 pts (5-7 FG) in career-high 29 min vs. Miami, nine pts and six reb vs. UNC ... Added eight pts (two 3s) at FSU ... Logged nine quality minutes (despite not scoring and getting just one rebound) to help the Jackets win at Georgia, and has continued to improve ... 21-for-29 (72.4%) from the FT line; turned the ball over just 26 times all year ... Excellent debut against FAMU, scoring 10 pts (7-8 FT) with six rebounds and four assists ... Had four double-figure scoring games (1 vs. ACC team) ... Went scoreless in three games in Charleston; did not play against Northwestern, only two minutes at Tulane.

## High School

Led Milton High to the state finals in class AAAAA, the highest classification in Georgia, three times, winning the state championship in 2010 ... Eagles went 83-15 his last three years ... Made the Georgia all-state team in AAAAA, second-team in 2011 and 2009, first-team in 2010 ... Named the GACA's North Georgia player of the year in 2010 ... Selected all-region and all-county four years in a row ... Milton's all-time leading scorer with 2,039 career points ... Averaged 14 points and six rebounds per game as a senior, 17 and seven as a junior, 17 and eight as a sophomore, and 18 and 10 as a freshman ... Ranked as high 68th in the nation according to ESPN.com's recruiting rankings ... Ranked as high as 11th among power forwards in the nation and carried a 4.5-star rating ... Rated as high as 64th in the 2011 class and 13th among power forwards by Scout.com, and 90th and 15th by Rivals.com.

## Personal

Full name is Charles St. Julian Royal ... Born September 16, 1992 in Chicago, Ill. ... Son of Charles and Joy Royal ... Father put a basketball in his hands for the first time at age 4 ... Has a younger brother, Skylar ... Enjoys volunteer work, speaking to youth ... Chose Tech for its academic reputation, tradition and location ... Studying Business Administration.

## Career Highs

Points: 11, Miami - 1/24/12
Rebounds: 7, Alabama A&M - 12/19/11
Assists: 4, Florida A&M - 11/11/11
Steals: 2, at Savannah State - 12/10/11
Blocks: 1, 8 times
FG made: 5, Miami - 1/24/12 ; Alabama A&M - 12/19/11
FG attempts: 9, at North Carolina - 1/29/12
3FG made: 2, at Florida State - 2/1/12
3FG attempts: 3, at Florida State - 2/1/12 ; Clemson - 2/21/12 ; Maryland - 2/25/12
FT made: 7, Florida A&M - 11/11/11
FT attempts: 8, Florida A&M - 11/11/11
Minutes: 29, Miami - 1/24/12

## Career Statistics — All Games

Year	GP	GS	Min	Avg	FG	FGA	Pct	3FG	3FGA	Pct	FT	FTA	Pct	Off	Def	Tot	Avg	PF	FO	Ast	TO	Blk	Stl	Pts	Avg
2011-12	30	0	479	16.0	50	115	.435	11	29	.379	21	29	.724	35	38	73	2.4	45	0	18	28	8	8	132	4.4
<b>TOTAL</b>	<b>30</b>	<b>0</b>	<b>479</b>	<b>16.0</b>	<b>50</b>	<b>115</b>	<b>.435</b>	<b>11</b>	<b>29</b>	<b>.379</b>	<b>21</b>	<b>29</b>	<b>.724</b>	<b>35</b>	<b>38</b>	<b>73</b>	<b>2.4</b>	<b>45</b>	<b>0</b>	<b>18</b>	<b>28</b>	<b>8</b>	<b>8</b>	<b>132</b>	<b>4.4</b>

## Career Statistics — ACC Games

Year	GP	GS	Min	Avg	FG	FGA	Pct	3FG	3FGA	Pct	FT	FTA	Pct	Off	Def	Tot	Avg	PF	FO	Ast	TO	Blk	Stl	Pts	Avg
2011-12	16	0	297	18.6	33	72	.458	10	22	.455	6	9	.667	23	21	44	2.8	26	0	6	18	4	5	82	5.1
<b>TOTAL</b>	<b>16</b>	<b>0</b>	<b>297</b>	<b>18.6</b>	<b>33</b>	<b>72</b>	<b>.458</b>	<b>10</b>	<b>22</b>	<b>.455</b>	<b>6</b>	<b>9</b>	<b>.667</b>	<b>23</b>	<b>21</b>	<b>44</b>	<b>2.8</b>	<b>26</b>	<b>0</b>	<b>6</b>	<b>18</b>	<b>4</b>	<b>5</b>	<b>82</b>	<b>5.1</b>




# Mfon Udofia

0

Guard • 6-2 • 195 • Senior • Stone Mountain, Ga. • Miller Grove HS

## Career Notes

Tough, head-strong player who improved markedly from beginning to end of last season, in which he played the point full-time for the first time in his career ... Excellent speed and quickness with or without the ball ... Can change speed and direction well and dribble with either hand, though is predominantly left-handed ... Reads defenses well ... Good on-ball defender ... Can knock down the three when open and made big strides in his floor game at the end of last season ... Has 36 double-digit games in his career (15 in ACC play).



ballhandlers the Jackets used along with Iman Shumpert and Moe Miller ... Endured a difficult stretch offensively to finish the year, scoring just 31 points in his last 20 games and hitting just 11-of-48 shots from the floor ... Did not score in the ACC Tournament ... Reached double digits in three ACC games, averaging 3.9 ppg while hitting 12-of-34 threes (35.3 pct.) ... Averaged 11.4 points through the end of December, 3.0 per game after ... Set a new scoring high in three straight games in late November/early December - 15 vs. Boston U., 16 vs. Mercer, 26 vs. Siena ... Part of a stretch in which he scored in double digits in five straight games ... Named ACC Rookie of the Week on Dec. 7 after scoring a career-best 26 points against Siena and 11 against USC ... Averaged 9.3 points and 3.3 assists in the Puerto Rico Tip-Off, and hit 45 percent of his field goal attempts ... Scored 15 with five rebounds and five assists against Boston U ... Attacked the basket often early in the season, but shot only seven free throws in his last 13 games, and he tried just 17 in ACC games ... Only two turnovers in his last 10 games ... Had 15 games with no turnovers, 21 with two or less.

## 2011-12

Started all but 1 game ... Led team in minutes (31.8 all games, 33.2 vs. ACC) ... Played 35 minutes or more seven times from February 1 on ... Played 36 minutes against Miami in the ACC Tournament, 31 total minutes in five ACC Tournament games before that ... Tech's leading available scorer at 9.9 ppg (9.4 avg. vs. the ACC) ... Finished regular season strong with 15 pts (4-7 FG, 3-5 on 3s, 4-6 FT), five assists, one turnover vs. Wake Forest ... Had tailed off in scoring in the month of February, scoreless three times with one game in double figures ... Also scored 13 vs. Miami in the ACC Tournament ... Despite struggling to score at times, played well, with 39 ast, 23 turnovers in 270 minutes last nine games ... Had career-high nine assists (with 7 points, 5 rebounds) while also playing good defense on ACC top scorer Terrell Stoglin in win vs. Maryland on F25, maybe the best game of his career ... Averaged 3.4 apg in ACC games (ranked 6th) ... Played one of his best games F4 vs. BC despite not scoring - six assists and no turnovers in 36 minutes ... Set a career-high for an ACC game with 19 pts vs. Duke, followed with 17 at NC State (11-17 FG, 5-7 on 3s, 9-14 FT, 3.5 rpg, 7 ast, 4 TO, 2 steals) ... Scored in double digits 15 times, seven in ACC games (in first two years, seven total double figures games vs. ACC) ... Went to the free throw line a team-high 101 times ... His season high of 20 points came in a loss to St. Joseph's in November... Surpassed 700 career points vs. Wake Forest on March 3.

## 2010-11

Started Tech's first 11 games, but came off the bench the rest of the season ... Five double-figure efforts in ACC games, including 10 against Clemson, 13 at Virginia Tech, 13 at NC State in his last 6 conference games ... Made a good start in ACC play, scoring 14 each against Boston College and the first meeting against Clemson (11-of-20 FG) ... Averaged 6.6 ppg in ACC games ... Tech's fourth-leading scorer, fifth in minutes ... Nine double figure games, same as his freshman season ... Just 12 turnovers in his last 14 games ... Zero turnovers 11 times during the season.

## 2009-10

Started Tech's first 25 games at the point, but moved to the bench Feb. 16 against North Carolina in favor of Glen Rice, Jr. ... One of three primary

## High School

All-state guard who played four years at Miller Grove High School in Stone Mountain, Ga., for coach Sherman White, serving as team captain four years ... Third-team Parade All-American ... Led Miller Grove to the class AAAA state title in 2009, was named AAAA player of the year ... Also named DeKalb County player of the year ... Averaged 20.1 points, 4.4 rebounds and 5.5 assists as a senior ... Shot 54 percent from three-point range, 48 percent from the floor overall ... Ranked as high as No. 36 among all prep seniors by Rivals, No. 48 by ESPN.com and No. 53 by Scout ... Ranked as high as ninth among senior point guards ... Played in the Reebok All-American All-Star Game ... Also played baseball at Miller Grove, was the first person to hit a home run in the history of the school ... Graduated in the top 10 percent of his class.

## Personal

Full name is Mfon Kokoete Udofia ... Born August 1, 1990 ... Son of Kokoete Udofia and Glory Edem ... Says baseball was his favorite sport to play until he began playing basketball ... Majoring in Business Administration.

## Career Highs

Points: 26, Siena - 12/2/09
Rebounds: 8, Arkansas-Pine Bluff - 12/16/09; at Florida State - 2/1/12
Assists: 9, Maryland - 2/25/12
Steals: 4, at Clemson - 1/12/11; Savannah State - 12/11/10
Blocks: 1, 5 times
FG made: 9, Siena - 12/2/09
FG attempts: 16, Siena - 12/2/09; vs Saint Joseph's - 11/17/11
3FG made: 5, Siena - 12/2/09
3FG attempts: 8, Siena - 12/2/09; Florida State - 12/20/09
FT made: 11, Alabama A&M - 12/19/11
FT attempts: 14, Alabama A&M - 12/19/11
Minutes: 41 (ot), Florida State - 12/20/09

## Udofia Game-by-Game Stats

See page 40-41

Career Statistics – All Games																									
Year	GP	GS	Min	Avg	FG	FGA	Pct	3FG	3FGA	Pct	FT	FTA	Pct	Off	Def	Tot	Avg	PF	FO	Ast	TO	Blk	Stl	Pts	Avg
2009-10	35	25	690	19.7	71	193	.368	25	84	.298	38	61	.623	19	67	86	2.5	62	1	66	59	2	28	205	5.9
2010-11	31	11	660	21.3	72	193	.373	19	64	.297	45	79	.570	33	33	66	2.1	77	2	38	43	0	32	208	6.7
2011-12	31	30	985	31.8	102	266	.383	35	109	.321	67	101	.663	27	79	106	3.4	76	0	88	85	3	16	306	9.9
<b>TOTAL</b>	<b>97</b>	<b>66</b>	<b>2335</b>	<b>24.1</b>	<b>245</b>	<b>652</b>	<b>.376</b>	<b>79</b>	<b>257</b>	<b>.307</b>	<b>150</b>	<b>241</b>	<b>.622</b>	<b>79</b>	<b>179</b>	<b>258</b>	<b>2.7</b>	<b>215</b>	<b>3</b>	<b>192</b>	<b>187</b>	<b>5</b>	<b>76</b>	<b>719</b>	<b>7.4</b>

Career Statistics – ACC Games																									
Year	GP	GS	Min	Avg	FG	FGA	Pct	3FG	3FGA	Pct	FT	FTA	Pct	Off	Def	Tot	Avg	PF	FO	Ast	TO	Blk	Stl	Pts	Avg
2009-10	16	11	291	18.2	20	74	.270	12	34	.353	10	17	.588	12	14	26	1.6	35	1	22	25	2	9	62	3.9
2010-11	16	0	308	19.3	35	93	.376	10	31	.323	25	41	.610	19	18	37	2.3	44	2	18	20	0	16	105	6.6
2011-12	16	16	531	33.2	53	140	.379	20	58	.345	24	39	.615	12	48	60	3.8	36	0	54	37	1	10	150	9.4
<b>TOTAL</b>	<b>48</b>	<b>27</b>	<b>1130</b>	<b>23.5</b>	<b>108</b>	<b>307</b>	<b>.352</b>	<b>42</b>	<b>123</b>	<b>.341</b>	<b>59</b>	<b>97</b>	<b>.608</b>	<b>43</b>	<b>80</b>	<b>123</b>	<b>2.6</b>	<b>115</b>	<b>3</b>	<b>94</b>	<b>82</b>	<b>3</b>	<b>35</b>	<b>317</b>	<b>6.6</b>

Career Statistics – NCAA Tournament Games																									
Year	GP	GS	Min	Avg	FG	FGA	Pct	3FG	3FGA	Pct	FT	FTA	Pct	Off	Def	Tot	Avg	PF	FO	Ast	TO	Blk	Stl	Pts	Avg
2009-10	1	0	6	6.0	1	2	.500	0	0	.000	0	0	.000	1	0	1	1.0	1	0	0	0	0	1	2	2.0

# GEORGIA TECH FRESHMEN

## CHRIS BOLDEN

11

Guard • 6-3 • 209 • Freshman  
Tifton, Ga. • North Gwinnett HS

### Career Notes

Sharpshooting guard from North Gwinnett High School in Suwanee, Ga., who should immediately challenge for playing time as a freshman ... Ranked No. 22 among shooting guards in the 2012 class and No. 107 overall in the Rivals Top 150 ... Considered one of the premier shooters in the country, coaches are impressed with the expansion of his game and his ability to positively impact the game with his defense, rebounding and playmaking skills ... Tremendous work ethic and the fact and well-taught.



### High School

All-state in class AAAAA, Georgia's highest classification, by the Atlanta Journal-Constitution ... Named Player of the year in region 7AAAAA, and Player of the Year in Gwinnett County by the Gwinnett Daily Post and the AJC ... Named to the Gwinnett Tipoff Club All-County team and the Atlanta Tipoff Club All-Metro 3rd team ... All-time leading three-point shooter in Gwinnett County history (209 made) ... Averaged 19.9 points and 4.5 rebounds while hitting 44.9 percent of his shots his senior year, leading North Gwinnett to an 18-9 record, the region 7AAAAA title and the quarterfinals of the state AAAAA tournament ... Also played football ... Averaged 15 points and two assists a game while leading Norcross High School to the AAAAA state championship in 2011 ... Scored the team's final four points from the foul line in a 59-55 win over Milton in the class AAAAA finals ... Second-team all-state choice in AAAAA by the AJC and a third-team All-Metro choice by the Atlanta Tipoff Club.

### Personal

Full name is Christopher James Bolden ... Born March 21, 1993 in Cordele, Ga. ... Son of James and Rachel Bolden ... Has lived in Tifton, Ashburn, Suwanee, Norcross, Snellville and Lawrenceville ... Has two younger sisters, Priscilla and Hope ... Began playing basketball at age 4 in the backyard with Dad ... Chose Tech for the coaching staff, the basketball program and the academic challenge of Tech ... Plans to study Business Administration ... Interested in coaching on the collegiate level eventually.


## ROBERT CARTER

4

Forward • 6-8 • 245 • Freshman  
Thomasville, Ga. • Shiloh HS

### Career Notes

One of the nation's top-rated prep big men ... Invited to participate in training camp for USA Basketball's Under-18 team to prepare for the FIBA Americas U18 Championships in the summer of 2012, but did not make the team ... Ranked No. 33 nationally (6th among power forwards) in the Rivals150 prep player rankings ... Rated 21st among the nation's seniors according to ESPN, Carter also ranked 7th among the nation's power forwards by ESPN ... Tech coaches like his versatility and complete skill set, good shooting touch from the perimeter and the skill to be able to stretch defenses ... Difficult to guard in the post and keep off of the backboards ... Plays unselfishly and passes the ball well.



### High School

Played his senior season at Shiloh High School in Snellville, Ga., for coach Kim Rivers, and earned first-team all-state honors in class AAAAA by the Atlanta Journal-Constitution ... Averaged 19 points and 12 rebounds as the Generals went 19-3, made it out of the region 8AAAAA playoffs but lost in the second round of the state tournament to eventual champion Milton ... Earned second-team all-state honors as a junior at class AA Thomasville High School, where he averaged 20.3 points, 14 rebounds and 2.5 blocks per game for coach Ben Tillman ... Helped the Bulldogs to three straight region 1-AA titles.

### Personal

Full name is Robert Lawrence Carter ... Born April 4, 1994 in Thomasville, Ga. ... Son of Robert and Linda Carter ... Enjoys table tennis and baseball ... Dad put a basketball in his hands at age 3 ... Chose Tech because of its academic reputation, the basketball program and networking opportunities ... Plans to study Business Administration.

# GEORGIA TECH FRESHMEN

## BROOKS DOYLE

32

Guard • 6-4 • 185 • Freshman  
Atlanta, Ga. • Marist School

### Career Notes


Non-scholarship player who enrolled at Tech in the summer and began working out with the team.

### High School

Lettered three years and served as team captain one year for coach Greg McClaire at the Marist School in Atlanta ... Also played baseball one year ... Led the War Eagles to a 20-8 record and a state ranking of No. 8 as a senior ... Advanced to the class AAAA state quarterfinals where they lost to eventual state champion Miller Grove ... Helped Marist to a 16-11 mark as a junior.

### Personal

Full name is William Brooks Doyle ... Born November 30, 1993 in Atlanta ... Son of Bill and Kim Doyle ... Came to Tech for the academic reputation, the tradition of the sports program and the proximity to home ... Plans to study Business Administration.



## COREY HEYWARD

30

Guard • 6-1 • 214 • Freshman • Duluth, Ga.  
Peachtree Ridge HS/Hargrave Military Academy

### Career Notes


A 2011 all-state guard from Peachtree Ridge High School who signed with Morehead (Ky.) State out of high school, but elected to spend the 2011-12 academic year at Hargrave Military Academy in Chatham, Va. ... Coaches like his character, toughness and competitiveness.

### High School

First-team all-state in class AAAAA by the Atlanta Journal-Constitution in 2011, and also was named Region 7 Player of the Year, following a 2010-11 season in which he averaged 16.6 points, 5.2 assists, and 3.5 rebounds per game for Peachtree Ridge High School ... The Lions finished the season as regional runners-up with a season record of 21-9 ... At Hargrave, he averaged 11 points, 6 rebounds and 6 assists, helping the Tigers to a 38-1 record and the championship game of the national prep school championship ... Member of the National Honor Society, which he says is his most memorable non-athletic achievement.

### Personal

Full name is Corey William Heyward ... Born August 29, 1993 in Pittsburgh, Pa. ... Son of Craig and Charlotte Heyward ... Father was the former NFL and University of Pittsburgh running back known as "Ironhead" who passed away in 2006 ... Has a brother, Cameron, who starred in football at Ohio State and now plays for the Pittsburgh Steelers ... Two younger siblings, Meagan and Connor ... Says he took basketball as his main sport around age 11 watching his older brother play organized basketball .. Enrolled in Business Administration.



## MARCUS GEORGES-HUNT

3

Guard/Forward • 6-5 • 218 • Freshman  
College Park, Ga. • North Clayton HS

### Career Notes


Long perimeter player with the ability to create mismatches at various spots on the floor ... A 4-star recruit, Hunt was ranked No. 59 overall in the ESPN100, and No. 14 among small forwards ... Coaches like his varied skill set, size, strength and athletic ability, his ability to score in a variety of ways and ability to create shots for teammates.

### High School

First-team class AAAA all-state performer three straight years at North Clayton High School ... Named AAAA State Player of the year in 2012 by the Atlanta Journal-Constitution ... Region 4AAAA Player of the year in 2012 and a first-team all-region choice three straight years ... Made the Atlanta Tipoff Club's All-Metro first team in 2011 and 2012, and was named Player of the Year by the Clayton News Daily in 2011 and 2012 ... North Clayton's all-time leading scorer with 2,189 points ... Averaged 24.2 points, 14.3 rebounds and 5.2 assists as a senior, helping the Eagles to a 21-11 record and a berth in the state semifinals ... Averaged 26.7 points, 14 rebounds, four assists and three blocks as a junior ... Had 40 or more points four times his last two seasons, including a career high of 47 vs. Jonesboro in January of 2011 ... Also pulled 28 rebounds vs. Alcovy in the AAAA state tournament in March of 2012 ... Also ran cross country.

### Personal

Full name is Marcus Anthony Georges-Hunt ... Born March 28, 1994 in Miami, Fla. ... Son of Willie Hunt and Larisa Georges ... Has three siblings, Jalal Johnson, Ahsan Asadullah and Nashida Asadullah ... Began playing organized basketball at age 9 ... Chose Tech because "they take their education very seriously, I love the coaching staff, and I think I can become a better person on the court and off the court" ... Plans to study Business Administration.



# GEORGIA TECH PLAYERS GAME-BY-GAME STATS

## Holsey Game-by-Game

2010-11.....Min	FG-A	3FG-A	FT-A	O-D-T	Avg	PF	A	TO	Blk	Stl	Pts	Avg
CHARLESTON SOUTHERN.....19	0-2	0-0	0-4	2-1-3	3.0	2	0	1	0	1	0	0.0
at Kennesaw State.....22	3-7	0-0	2-2	3-2-5	4.0	0	0	2	0	1	8	4.0
ALBANY.....16	2-6	0-0	0-0	4-1-5	4.3	2	1	1	1	4	4	4.0
NIAGARA.....16	2-4	0-0	0-0	0-2-2	3.8	2	0	2	0	1	4	4.0
vs UTEP.....23	2-6	0-0	0-0	3-0-3	3.6	3	1	2	0	0	4	4.0
vs Syracuse.....15	2-3	0-0	0-1	3-2-5	3.8	4	0	3	0	0	4	4.0
at Northwestern.....11	1-1	0-0	0-0	1-2-3	3.7	1	0	1	0	2	2	3.7
GEORGIA.....3	0-1	0-0	0-0	0-0-0	3.3	1	0	0	0	0	0	3.3
SAVANNAH STATE.....8	0-2	0-0	0-0	0-0-0	2.9	0	0	2	0	0	0	2.9
vs Richmond.....22	2-3	0-0	3-4	0-3-3	2.9	1	1	0	0	2	7	3.3
at Siena.....4	0-1	0-0	0-0	0-1-1	2.7	3	0	1	0	0	0	3.0
MERCER*.....25	5-6	0-0	3-4	3-2-5	2.9	3	0	3	1	1	13	3.8
CHARLOTTE*.....14	0-0	0-0	1-2	0-2-2	2.8	2	0	0	2	1	1	3.6
at Boston College*.....32	8-10	0-0	2-2	1-2-3	2.9	2	1	0	0	0	18	4.6
at Clemson*.....10	1-2	0-0	0-0	0-0-0	2.7	3	0	3	0	0	2	4.5
NORTH CAROLINA*.....21	2-4	0-0	0-2	2-3-5	2.8	3	1	0	0	0	4	4.4
WAKE FOREST*.....10	1-3	0-0	0-0	2-0-2	2.8	3	1	0	0	0	2	4.3
VIRGINIA TECH*.....19	2-4	0-0	0-0	1-1-2	2.7	2	0	2	0	0	4	4.3
MARYLAND*.....10	1-3	0-0	0-0	4-3-7	2.9	2	0	4	0	0	2	4.2
at Miami*.....9	0-0	0-0	0-0	1-1-2	2.9	3	0	0	0	0	0	4.0
CLEMSON*.....21	3-4	0-0	0-0	2-0-2	2.9	1	0	2	0	0	6	4.0
FLORIDA STATE*.....12	0-0	0-0	0-0	2-1-3	2.9	1	0	0	0	0	0	3.9
at Virginia Tech*.....14	0-3	0-0	1-2	1-0-1	2.8	3	0	0	0	0	1	3.7
CHATTAHOOGA.....8	1-1	0-0	0-0	0-1-1	2.7	1	0	1	0	0	2	3.7
at Duke.....10	0-0	0-0	1-4	1-1-2	2.7	1	0	0	1	0	1	3.6
VIRGINIA.....13	2-5	0-0	0-0	2-2-4	2.7	1	2	0	0	0	4	3.6
at NC State.....15	1-2	0-0	1-2	1-0-1	2.7	1	0	1	0	0	3	3.6
at Wake Forest.....15	2-5	0-0	1-2	2-3-5	2.8	3	0	2	1	0	5	3.6
MIAMI.....6	0-1	0-0	0-0	1-0-1	2.7	2	1	0	0	0	0	3.5
vs Virginia Tech.....9	1-1	0-0	0-0	0-2-2	2.7	1	0	0	0	0	2	3.4

2011-12.....Min	FG-A	3FG-A	FT-A	O-D-T	Avg	PF	A	TO	Blk	Stl	Pts	Avg
FLORIDA A&M*.....22	3-5	0-0	0-0	3-4-7	7.0	2	1	4	0	1	6	6.0
DELAWARE STATE*.....25	9-10	0-0	3-6	1-3-4	5.5	2	0	1	0	0	21	13.5
vs Saint Joseph's*.....30	6-9	0-0	1-2	4-4-8	6.3	3	1	2	1	1	13	13.3
vs VCU*.....19	4-6	0-0	2-3	2-1-3	5.5	4	1	0	0	0	10	12.5
vs LSU*.....23	4-6	0-0	2-2	3-2-5	5.4	4	1	3	1	0	10	12.0
SIENA*.....24	7-9	0-0	0-0	4-0-4	5.2	3	2	2	1	0	14	12.3
NORTHWESTERN*.....14	1-3	0-0	1-2	2-2-4	5.0	2	0	3	0	0	3	11.0
at Tulane*.....20	3-5	0-0	0-3	0-1-1	4.5	5	0	3	2	1	6	10.4
at Georgia*.....32	6-9	0-0	0-1	2-0-2	4.2	3	1	3	0	0	12	10.6
at Savannah State*.....26	4-7	0-0	0-1	0-8-8	4.6	2	2	0	0	1	8	10.3
ALABAMA A&M*.....18	0-2	0-0	0-2	2-3-5	4.6	1	0	3	0	1	0	9.4
MERCER*.....16	4-4	0-0	1-2	2-1-3	4.5	4	1	5	0	0	9	9.3
at Fordham*.....20	4-6	0-0	0-1	3-1-4	4.5	3	2	1	0	0	8	9.2
ALABAMA*.....25	7-9	0-0	0-5	3-2-5	4.5	3	0	5	0	0	14	9.6
DUKE*.....20	2-4	0-0	0-0	2-3-5	4.5	5	0	0	0	0	4	9.2
at NC State*.....23	1-7	0-0	4-7	4-4-8	4.8	3	1	1	0	0	6	9.0
at Maryland*.....24	4-7	0-0	3-4	1-4-5	4.8	3	0	4	2	1	11	9.1
VIRGINIA*.....17	4-8	0-0	4-7	1-1-2	4.6	2	1	0	1	1	12	9.3
at Clemson*.....20	1-2	0-0	2-3	3-1-4	4.6	3	1	4	0	0	4	9.0
MIAMI*.....22	2-6	0-0	0-1	2-2-4	4.6	3	1	1	0	0	4	8.8
at North Carolina*.....20	4-5	0-0	0-0	2-2-4	4.5	4	1	0	0	2	8	8.7
at Florida State*.....23	1-3	0-0	1-2	0-1-1	4.4	4	0	4	0	2	3	8.5
BOSTON COLLEGE*.....24	5-7	0-0	0-0	1-1-2	4.3	4	1	2	0	1	10	8.5
NC STATE*.....31	5-11	0-0	7-8	4-4-8	4.4	4	1	4	0	2	17	8.9
at Wake Forest*.....27	2-8	0-0	2-5	1-1-2	4.3	2	2	1	1	1	6	8.8
at Virginia Tech*.....38	6-10	0-0	6-6	2-3-5	4.3	1	2	4	0	0	18	9.1
CLEMSON*.....27	5-5	0-0	2-5	4-4-8	4.5	2	0	4	0	1	12	9.2
MARYLAND*.....33	5-9	0-0	6-7	2-8-10	4.7	2	1	2	2	1	16	9.5
at Boston College*.....27	6-9	0-0	0-0	5-2-7	4.8	2	0	0	1	1	12	9.6
WAKE FOREST*.....36	4-9	0-0	1-4	4-3-7	4.8	2	2	0	0	1	9	9.5
vs Miami*.....28	2-5	0-0	0-2	2-5-7	4.9	3	1	3	0	0	4	9.4

## Jordan Game-by-Game

2011-12.....Min	FG-A	3FG-A	FT-A	O-D-T	Avg	PF	A	TO	Blk	Stl	Pts	Avg
FLORIDA A&M.....21	1-4	0-2	0-0	0-3-3	3.0	4	1	1	0	1	2	2.0
DELAWARE STATE.....9	0-0	0-0	0-0	0-3-3	3.0	2	1	1	0	0	0	1.0
vs Saint Joseph's.....17	1-3	0-1	0-0	0-0-0	2.0	1	2	1	0	0	2	1.3
vs VCU.....5	2-2	0-0	0-0	0-1-1	1.8	2	0	2	0	0	4	2.0
vs LSU.....8	1-2	0-0	0-0	0-0-0	1.4	0	0	1	0	0	2	2.0
SIENA.....18	1-3	0-0	0-0	0-1-1	1.3	0	4	0	0	0	2	2.0
NORTHWESTERN.....10	0-2	0-0	0-0	0-0-0	1.1	0	1	2	0	0	0	1.7
ALABAMA A&M.....15	0-3	0-2	2-2	0-2-2	1.3	1	0	1	0	0	2	1.8
MERCER.....5	0-0	0-0	0-0	0-1-1	1.2	0	0	0	0	0	0	1.6
at Fordham.....13	1-2	1-1	0-0	0-1-1	1.2	4	1	0	0	2	3	1.7
ALABAMA.....12	1-1	0-0	0-0	0-0-0	1.1	1	0	0	1	0	2	1.7
DUKE.....14	1-2	0-1	0-0	0-3-3	1.3	3	3	1	0	0	2	1.8
at NC State.....6	1-1	1-1	0-0	0-0-0	1.2	3	0	0	0	0	3	1.8
at Maryland.....11	0-2	0-1	0-0	0-0-0	1.1	0	0	2	0	0	0	1.7
VIRGINIA.....12	0-2	0-1	0-0	0-0-0	1.0	2	0	1	0	0	0	1.6
at Clemson*.....15	1-1	1-1	0-0	0-3-3	1.1	1	1	2	0	1	3	1.7
MIAMI.....11	0-1	0-1	0-0	0-0-0	1.1	0	0	0	0	0	0	1.6
at North Carolina.....18	3-3	1-1	0-0	0-0-0	1.0	0	4	1	0	2	7	1.9
at Florida State.....11	0-1	0-0	0-0	0-3-3	1.1	2	1	2	0	0	0	1.8
BOSTON COLLEGE.....14	2-4	0-1	0-0	0-2-2	1.2	0	0	0	0	1	4	1.9

NC STATE.....11	0-0	0-0	0-0	0-0-0	1.1	1	0	1	0	0	0	1.8
at Wake Forest.....10	0-1	0-0	0-0	0-1-1	1.1	1	1	0	0	0	0	1.7
at Virginia Tech.....9	1-1	1-1	1-2	0-0-0	1.0	1	0	0	0	0	4	1.8
CLEMSON.....16	0-4	0-2	0-0	1-0-1	1.0	0	2	1	1	0	0	1.8
MARYLAND.....5	0-0	0-0	0-0	0-0-0	1.0	2	2	0	0	0	0	1.7
at Boston College.....12	0-1	0-0	0-0	0-0-0	1.0	0	0	0	0	0	0	1.6
WAKE FOREST.....11	0-1	0-1	0-0	0-1-1	1.0	2	0	0	0	0	1	1.6
vs Miami.....4	0-1	0-0	0-0	0-0-0	0.9	1	0	0	0	0	0	1.5

## Miller Game-by-Game

2010-11.....Min	FG-A	3FG-A	FT-A	O-D-T	Avg	PF	A	TO	Blk	Stl	Pts	Avg
CHARLESTON SOUTHERN*.....29	2-5	0-0	1-2	2-4-6	6.0	1	1	2	7	3	5	5.0
at Kennesaw State*.....20	1-2	0-0	1-2	3-1-4	5.0	0	1	1	2	2	3	4.0
ALBANY*.....26	4-7	0-0	2-4	0-4-4	4.7	0	0	1	1	2	10	6.0
NIAGARA*.....23	2-4	0-0	0-1	3-2-5	4.8	3	0	1	2	1	4	5.5
vs UTEP*.....14	0-2	0-0	1-2	2-3-5	4.8	3	0	0	0	0	1	4.6
vs Syracuse*.....29	0-2	0-0	0-0	1-3-4	4.7	3	0	0	2	1	0	3.8
at Northwestern*.....16	1-1	0-0	0-0	0-0-0	4.0	3	0	0	0	1	2	3.6
GEORGIA*.....28	3-5	0-0	1-3	2-7-9	4.6	1	1	0	2	2	7	4.0
SAVANNAH STATE*.....27	5-7	0-0	4-9	3-6-9	5.1	1	0	0	3	2	14	5.1
vs Richmond*.....23	3-4	0-0	0-0	0-6-6	5.2	2	1	1	1	0	6	5.2
at Siena*.....29	2-4	0-0	0-0	3-7-10	5.6	2	0	2	1	0	4	5.1
MERCER*.....22	4-5	0-0	1-3	1-5-6	5.7	1	0	0	1	1	9	5.4
CHARLOTTE*.....45	2-7	0-0	0-0	1-2-3	5.5	2	2	2	6	0	4	5.3
at Boston College*.....18	0-0	0-0	0-0	1-5-6	5.5	4	0	0	1	0	0	4.9
at Clemson*.....14	1-3	0-0	0-0	2-1-3	5.3	3	0	1	1	0	2	4.7
NORTH CAROLINA*.....25	0-2	0-0	0-0	2-3-5	5.3	3	2	3	2	0	0	4.4
WAKE FOREST*.....21	1-6	0-0	0-0	1-5-6	5.4	2	1	2	3	2	2	4.3
at Virginia*.....30	6-8	0-0	0-0	2-4-6	5.4	4	1	2	0	1	12	4.7
VIRGINIA TECH*.....29	2-3	0-0	0-2	1-2-3	5.3	4	0	1	2	2	4	4.7
MARYLAND*.....21	3-7	0-0	1-3	1-3-4	5.2	4	1	0	5	1	7	4.8
at Miami*.....20	0-1	0-0	0-0	3-1-4	5.1	3	0	0	1	0	0	4.6
CLEMSON*.....32	2-2	0-0	0-0	0-2-2	5.0	3	2	2	1	0	4	4.5
FLORIDA STATE*.....28	0-3	0-0	0-0	3-1-4	5.0	4	1	2				

# GEORGIA TECH PLAYERS GAME-BY-GAME STATS

vs Richmond.....	21	1-4	0-1	0-0	0-1-1	2.0	2	0	1	0	0	2	5.0
at Siena.....	14	3-4	1-2	1-1	0-0-0	1.8	2	0	2	1	1	8	5.3
MERCER.....	13	3-5	2-2	5-7	0-2-2	1.8	1	1	1	1	1	13	5.9
CHARLOTTE.....	20	2-8	1-4	2-2	0-2-2	1.8	2	0	1	0	1	7	6.0
at Boston College.....	16	2-4	1-2	1-2	0-0-0	1.7	3	0	1	0	1	6	6.0
at Clemson.....	24	3-4	3-4	0-0	1-2-3	1.8	2	1	2	1	1	9	6.2
NORTH CAROLINA.....	16	2-3	1-2	0-0	1-2-3	1.9	3	0	1	0	2	5	6.1
WAKE FOREST.....	22	3-8	1-1	0-0	1-7-8	2.2	2	0	3	1	0	7	6.2
at Virginia.....	21	3-5	0-1	0-0	0-1-1	2.2	1	0	2	0	0	6	6.2
VIRGINIA TECH.....	13	1-7	0-1	0-0	1-0-1	2.1	1	0	0	0	0	2	5.9
MARYLAND.....	26	5-7	0-2	0-1	1-1-2	2.1	3	0	1	0	0	10	6.2
at Miami.....	13	0-2	0-1	0-0	0-0-0	2.0	0	0	2	0	2	0	5.9
CLEMSON.....	10	1-1	0-0	1-1	0-1-1	2.0	3	0	0	0	0	3	5.7
FLORIDA STATE.....	20	2-6	1-2	2-2	2-2-4	2.0	4	1	1	0	2	7	5.8
at Virginia Tech.....	12	1-3	0-1	2-2	0-0-0	2.0	3	0	0	0	0	4	5.7
CHATTANOOGA.....	16	0-2	0-1	0-0	0-1-1	1.9	2	0	2	0	2	0	5.5
at Duke.....	25	1-6	0-1	0-0	2-3-5	2.0	3	0	4	0	1	2	5.3
VIRGINIA*.....	30	3-6	2-4	2-2	2-3-5	2.1	0	1	2	1	0	10	5.5
at NC State*.....	22	3-5	2-3	0-0	1-2-3	2.2	3	0	1	1	0	8	5.6
at Wake Forest*.....	30	5-11	2-5	1-1	1-1-2	2.2	0	3	2	0	4	13	5.9
MIAMI*.....	25	4-7	3-5	0-0	0-1-1	2.1	4	0	4	0	0	11	6.0
vs Virginia Tech*.....	28	2-6	0-2	2-4	1-3-4	2.2	3	1	1	0	0	6	6.0

<b>2011-12.....Min</b>	<b>FG-A</b>	<b>3FG-A</b>	<b>FT-A</b>	<b>O-D-T</b>	<b>Avg</b>	<b>PF</b>	<b>A</b>	<b>TO</b>	<b>Blk</b>	<b>Stl</b>	<b>Pts</b>	<b>Avg</b>	
FLORIDA A&M*.....	19	4-9	0-4	1-1	0-5-5	5.0	3	0	2	0	2	9	9.0
DELAWARE STATE*.....	33	5-11	1-2	0-0	3-3-6	5.5	0	1	1	0	11	10.0	
vs Saint Joseph's*.....	32	1-7	0-2	3-4	1-4-5	5.3	0	0	0	0	1	5	8.3
vs VCU*.....	15	2-5	0-1	0-0	0-3-3	4.8	3	2	4	0	1	4	7.3
vs LSU*.....	16	0-5	0-2	0-0	1-4-5	4.8	2	1	4	0	1	0	5.8
SIENA.....	19	1-6	0-2	3-4	1-5-6	5.0	1	3	0	1	0	5	5.7
NORTHWESTERN.....	31	6-11	2-3	7-7	2-1-3	4.7	0	1	1	0	0	21	7.9
at Tulane.....	26	5-11	2-5	0-0	1-2-3	4.5	1	1	0	3	0	12	8.4
at Georgia.....	27	4-8	2-3	5-6	0-2-2	4.2	1	1	2	0	1	15	9.1
at Savannah State.....	21	2-6	0-2	2-4	0-2-2	4.0	2	1	1	0	0	6	8.8
ALABAMA A&M.....	26	1-5	0-1	4-4	0-6-6	4.2	2	2	3	3	0	6	8.5
MERCER*.....	28	4-11	2-5	0-0	0-1-1	3.9	3	0	0	1	1	10	8.7
at Fordham.....	17	6-10	4-7	1-2	1-2-3	3.8	5	0	0	0	0	17	9.3
ALABAMA*.....	25	0-4	0-1	1-2	0-2-2	3.7	0	2	3	0	1	1	8.7
DUKE*.....	33	4-9	0-1	3-3	2-2-4	3.7	4	3	2	0	0	11	8.9
at NC State*.....	19	4-9	1-3	1-2	0-3-3	3.7	2	0	3	0	0	10	8.9
at Maryland*.....	29	3-10	2-6	0-0	1-3-4	3.7	3	0	2	2	1	8	8.9
VIRGINIA*.....	23	2-5	0-2	2-4	0-0-0	3.5	1	0	0	0	0	6	8.7
at Clemson.....	24	2-4	1-1	1-2	0-2-2	3.4	2	1	4	0	1	6	8.6
MIAMI*.....	32	0-7	0-1	0-0	0-3-3	3.4	0	1	0	0	0	0	8.2
at North Carolina*.....	25	5-11	3-5	2-2	0-2-2	3.3	2	0	3	1	1	15	8.5
at Florida State*.....	31	2-5	1-3	1-2	0-3-3	3.3	2	3	5	2	0	6	8.4
BOSTON COLLEGE*.....	7	0-1	0-1	0-0	0-1-1	3.2	0	0	1	0	0	0	8.0
NC STATE.....	23	1-7	0-4	0-0	2-1-3	3.2	1	2	2	0	0	2	7.8
at Wake Forest.....	14	1-5	0-2	0-0	1-0-1	3.1	4	0	1	0	0	2	7.5
at Virginia Tech*.....	33	4-10	0-3	2-2	1-4-5	3.2	2	4	3	0	0	10	7.6
CLEMSON*.....	17	0-5	0-2	0-2	0-2-2	3.1	1	0	4	0	1	0	7.3
MARYLAND*.....	31	3-9	2-5	1-2	1-0-1	3.1	1	0	3	1	1	9	7.4
at Boston College*.....	26	3-12	0-5	1-3	2-5-7	3.2	3	3	0	0	1	7	7.4
WAKE FOREST.....	31	8-16	5-7	1-1	2-3-5	3.3	3	3	1	0	0	22	7.9
vs Miami*.....	31	2-12	0-5	1-2	0-4-4	3.3	1	0	3	0	1	5	7.8

\*game started

## Udofia Game-by-Game

<b>2009-10.....Min</b>	<b>FG-A</b>	<b>3FG-A</b>	<b>FT-A</b>	<b>O-D-T</b>	<b>Avg</b>	<b>PF</b>	<b>A</b>	<b>TO</b>	<b>Blk</b>	<b>Stl</b>	<b>Pts</b>	<b>Avg</b>	
FLORIDA A&M*.....	22	3-8	0-2	3-7	0-4-4	4.0	1	4	3	0	1	9	9.0
vs Dayton*.....	23	1-3	0-1	3-4	0-1-1	2.5	1	1	2	0	1	5	7.0
vs George Mason*.....	30	2-6	0-2	4-10	1-2-3	2.7	2	4	3	0	2	8	7.3
vs Boston University*.....	29	6-11	1-3	2-4	1-4-5	3.3	1	5	1	0	0	15	9.3
MERCER*.....	26	5-12	2-6	4-5	0-1-1	2.8	2	2	4	0	3	16	10.6
SIENA*.....	32	9-16	5-8	3-3	0-7-7	3.5	1	3	5	0	1	26	13.2
USC*.....	23	4-6	1-2	2-3	0-1-1	3.1	1	4	0	0	0	11	12.9
at Chattanooga*.....	21	4-9	2-4	0-0	0-2-2	3.0	4	3	4	0	2	10	12.5
ARK.-PINE BLUFF*.....	33	3-10	1-5	1-2	1-7-8	3.6	1	5	2	0	0	8	12.0
FLORIDA STATE*.....	41	4-13	4-8	0-0	1-1-2	3.4	3	2	4	0	1	12	12.0
KENNESAW STATE*.....	24	0-4	0-3	0-0	0-4-4	3.5	2	3	0	0	0	0	10.9
WINSTON-SALEM ST.*.....	28	6-12	1-6	4-4	1-6-7	3.8	0	3	4	0	3	17	11.4
at Charlotte*.....	35	3-11	0-5	2-2	1-6-7	4.0	2	1	2	0	1	8	11.2
at Georgia*.....	32	3-6	0-2	0-0	0-3-3	3.9	3	1	2	0	1	6	10.8
DUKE*.....	34	3-8	3-6	4-6	0-3-3	3.9	1	0	1	0	0	13	10.9
at Virginia*.....	30	4-10	1-5	1-2	2-1-3	3.8	2	5	0	0	1	10	10.9
at North Carolina*.....	20	1-5	1-2	0-0	3-2-5	3.9	1	0	1	0	1	3	10.4
CLEMSON*.....	19	0-4	0-2	1-2	0-1-1	3.7	4	1	4	1	1	1	9.9
at Florida State*.....	13	2-4	1-2	0-0	1-0-1	3.6	2	1	2	0	0	5	9.6
WAKE FOREST*.....	24	2-5	0-1	0-0	0-1-1	3.5	4	3	5	0	1	4	9.4
KENTUCKY STATE*.....	15	1-2	0-0	0-0	0-2-2	3.4	2	5	0	0	2	2	9.0
at Duke*.....	20	0-2	0-0	0-0	1-0-1	3.3	3	0	2	0	0	0	8.6
NC STATE*.....	15	0-3	0-1	1-2	1-0-1	3.2	5	2	3	0	1	1	8.3
at Miami*.....	21	0-3	0-1	0-2	1-2-3	3.2	2	3	1	1	0	0	7.9
at Wake Forest*.....	7	0-3	0-1	0-0	1-0-1	3.1	0	0	0	0	0	0	7.6
NORTH CAROLINA.....	16	1-3	0-1	1-1	0-1-1	3.0	3	2	2	0	3	3	7.4
at Maryland.....	9	2-3	1-1	0-0	0-0-0	2.9	1	1	0	0	0	5	7.3
BOSTON COLLEGE.....	7	0-2	0-0	0-0	1-0-1	2.8	0	1	0	0	0	0	7.1
at Clemson.....	5	0-3	0-0	2-2	0-1-1	2.8	2	0	0	0	0	2	6.9
VIRGINIA TECH.....	10	1-3	1-3	0-0	0-1-1	2.7	2	1	0	0	0	3	6.8
vs North Carolina.....	8	0-1	0-1	0-0	0-1-1	2.6	1	0	2	0	0	0	6.5
vs Maryland.....	3	0-0	0-0	0-0	0-0-0	2.6	1	0	0	0	0	0	6.3


vs NC State.....	8	0-0	0-0	0-0	0-2-2	2.5	0	0	0	0	0	1	0	6.2
vs Duke.....	1	0-0	0-0	0-0	1-0-1	2.5	1	0	0	0	0	0	0	6.0
vs Ohio State.....	6	1-2	0-0	0-0	1-0-1	2.5	1	0	0	0	0	1	2	5.9

<b>2010-11.....Min</b>	<b>FG-A</b>	<b>3FG-A</b>	<b>FT-A</b>	<b>O-D-T</b>	<b>Avg</b>	<b>PF</b>	<b>A</b>	<b>TO</b>	<b>Blk</b>	<b>Stl</b>	<b>Pts</b>	<b>Avg</b>	
CHARLESTON SOUTHERN*.....	29	4-9	0-3	4-6	1-1-2	2.0	2	0	3	0	3	12	12.0
at Kennesaw State*.....	27	2-6	0-0	1-2	2-2-4	3.0	3	1	2	0	0	5	8.5
ALBANY*.....	25	4-9	1-3	1-2	0-0-0	2.0	1	0	0	0	1	10	9.0
NIAGARA*.....	22	4-10	1-4	4-4	1-3-4	2.5	0	0	0	0	1	13	10.0
vs UTEP*.....	28	3-11	1-3	1-2	0-4-4	2.8	1	2	2	0	3	8	9.6
vs Syracuse*.....	29	4-7	0-1	1-3	4-0-4	3.0	2	3	3	0	1	9	9.5
at Northwestern*.....	17	3-7	1-2	0-2	0-0-0	2.6	1	2	4	0	0	7	9.1
GEORGIA*.....	21	2-4	1-2	0-0	1-1-2	2.5	2	0	2	0	0	5	8.6
SAVANNAH STATE*.....	32	4-8	2-3	2-5	1-0-1	2.3	4	3	0	0	4	12	9.0
vs Richmond*.....	24	4-6	0-0	1-2	2-0-2	2.3	4	0	2	0	1	9	9.0
at Siena*.....	25	0-4	0-2	0-0	0-2-2	2.3	2	3	1	0	0	0	8.2
MERCER.....	18	2-6	1-3	2-2	0-0-0	2.1	4	2	1	0	1	7	8.1
CHARLOTTE.....	24	1-6	1-2	2-4	2-1-3	2.2	3	2	2	0	0	5	7.8
at Boston College.....	20	4-5	1-1	5-7	0-2-2	2.1	4	1	2	0	0	14	8.3
at Clemson.....	28	7-15	0-1	0-1	4-0-4	2.3	3	2	3	0	4	14	8.7
NORTH CAROLINA.....	13	1-3	0-0	0-1	1-0-1	2.2	1	1	3	0	0	2	8.3
WAKE FOREST.....	17	2-5	0-2	4-6	1-2-3	2.2	3	2	1	0	1	8	8.2
at Virginia.....	16	1-3	0-0	0-0	0-0-0	2.1	4	0	0	0	1	2	7.9
VIRGINIA TECH.....	17	2-5	1-3	0-0	1-1-2	2.1	2	0	3	0	0	5	7.7
MARYLAND.....	21												

# CAREER RECORDS

## Career Records

Most points: 2,232, Rich Yunkus, 1969-71  
 Most points per game: 26.6, Rich Yunkus, 1969-71  
 Most field goals: 874, Rich Yunkus, 1969-71  
 Most field goals attempted: 1,740, Mark Price, 1983-86  
 Highest field goal percentage: .620, Lee Goza, 1981-82  
 Most 3-point field goals: 351, Dennis Scott, 1988-90  
 Most 3-point field goals attempted: 831, Dennis Scott, 1988-90  
 Highest 3-point field goal percentage: .440 (73-166), Mark Price, 1983-86 (all in 1982-83, at distance of 17-9)  
 Highest 3-point field goal percentage (at current distance of 19-9): .422 (351-831), Dennis Scott, 1988-90  
 Most free throws: 508, Matt Harpring, 1995-98  
 Most free throws attempted: 718, Alvin Jones, 1998-01  
 Highest free throw percentage: .867, Anthony Morrow, 2005-08  
 Most rebounds: 1,205, Malcolm Mackey, 1990-93  
 Most rebounds per game: 12.9, Jim Caldwell, 1963-65  
 Most assists: 724, Drew Barry, 1993-96  
 Most assists per game: 7.0, Kenny Anderson, 1989-91  
 Most steals: 240, Mark Price, 1983-86  
 Most blocked shots: 425, Alvin Jones, 1998-01  
 Most games played: 130, Anthony McHenry, 2002-05; Marvin Lewis, 2001-04; Malcolm Mackey, 1990-93  
 Most games started: 127, Malcolm Mackey, 1990-93  
 Most consecutive games started: 126, Mark Price, 1983-86  
 Most minutes played: 4,604, Mark Price, 1983-86  
 Most personal fouls: 398, John Salley, 1983-86  
 Most times fouled out: 24, John Salley, 1983-86



**RICH YUNKUS**

## 1,000-Point Scorers

Pl.	Player	G	FG	3FG	FT	Points	Avg.
1.	Rich Yunkus (1969-71)	84	874	0	484	2,232	26.6
2.	Matt Harpring (1995-98)	124	753	211	508	2,225	17.9
3.	Mark Price (1983-86)	126	848	73	424	2,193	17.4
4.	Dennis Scott (1988-90)	99	744	351	276	2,115	21.4
5.	Tom Hammonds (1986-89)	123	853	1	374	2,081	16.9
6.	Travis Best (1992-95)	124	703	258	393	2,057	16.6
7.	James Forrest (1992-95)	114	812	3	351	1,978	17.4
8.	Brian Oliver (1987-90)	127	680	105	383	1,848	14.6
9.	Duane Ferrell (1985-88)	127	720	10	368	1,818	14.3
10.	Malcolm Mackey (1990-93)	130	708	0	318	1,734	13.3
11.	Tony Akins (1999-02)	122	529	301	299	1,658	13.6
12.	Roger Kaiser (1959-61)	80	591	0	446	1,628	20.4
13.	B.J. Elder (2002-05)	122	587	222	220	1,616	13.2
14.	Bruce Dalrymple (1984-87)	126	614	12	348	1,588	12.6
15.	John Salley (1983-86)	125	595	0	397	1,587	12.7
16.	Kenny Anderson (1990-91)	65	561	113	262	1,497	23.0
17.	Jim Wood (1974-77)	106	602	0	255	1,459	13.8
18.	Lenny Horton (1977-80)	107	514	0	338	1,411	13.2
19.	Anthony Morrow (2005-08)	123	473	258	196	1,400	11.4
20.	Marvin Lewis (2001-04)	130	468	239	221	1,396	10.7
21.	Bobby Kimmel (1954-57)	98	436	0	491	1,363	13.9
22.	Alvin Jones (1998-01)	124	450	0	412	1,312	10.6
23.	Tico Brown (1977-79)	81	544	0	220	1,308	16.1
24.	Michael Maddox (1995-98)	126	496	133	178	1,303	10.3
25.	Bud Blemker (1957-59)	78	501	0	264	1,266	16.2
26.	Jarrett Jack (2003-05)	101	406	93	360	1,265	12.5
27.	Drew Barry (1993-96)	117	409	179	256	1,253	10.7
28.	Phil Wagner (1966-68)	67	449	0	291	1,189	17.7
	Terry Randall (1957-59)	77	448	0	293	1,189	15.4
30.	Sammy Drummer (1978-79)	53	489	0	206	1,184	22.3
31.	Gani Lawal (2008-10)	99	446	0	275	1,167	11.8
32.	Iman Shumpert (2009-11)	92	387	111	281	1,166	12.7
33.	Jim Caldwell (1963-65)	77	461	0	232	1,154	15.0
34.	Jim Nolan (1946-49)	86	420	0	296	1,136	13.2
35.	Brook Steppe (1979-80, 82)	77	410	0	285	1,105	14.4
36.	Pete Silas (1951-53)	72	421	0	242	1,084	15.1
37.	Melvin Dold (1948-51)	100	442	0	196	1,080	10.8
	Jon Barry (1991-92)	65	381	176	142	1,080	16.6
39.	Lewis Clinch (2006-09)	105	377	176	118	1,048	11.3
40.	Jason Floyd (1997-00)	121	363	169	120	1,015	8.4
41.	Zachery Peacock (2007-10)	122	384	48	193	1,009	8.3


### 1,000 Points & 500 Rebounds

Player (Years)	Pts	Reb
Rich Yunkus (1969-71)	2,232	955
Matt Harpring (1995-98)	2,225	997
Dennis Scott (1988-90)	2,115	523
Tom Hammonds (1986-89)	2,081	885
James Forrest (1992-95)	1,978	846
Brian Oliver (1987-90)*	1,848	613
Duane Ferrell (1985-88)	1,818	680
Malcolm Mackey (1990-93)	1,734	1,205
Bruce Dalrymple (1984-87)*	1,588	744
John Salley (1983-86)	1,587	798
Jim Wood (1974-77)	1,459	740
Lenny Horton (1977-80)	1,411	704
Bobby Kimmel (1954-57)	1,363	605
Alvin Jones (1998-01)	1,312	1,075
Michael Maddox (1995-98)	1,303	687
Jim Caldwell (1963-65)	1,154	993

### 1,000 Points & 400 Assists

Player (Years)	Pts	As
Mark Price (1983-86)	2,193	510
Travis Best (1992-95)	2,057	692
Brian Oliver (1987-90)*	1,848	538
Tony Akins (1999-02)	1,658	560
Bruce Dalrymple (1984-87)*	1,588	446
Kenny Anderson (1990-91)	1,497	454
Jarrett Jack (2003-present)	1,265	543
Drew Barry (1993-96)	1,253	724

\*Only Tech players to have 1,000 points, 500 rebounds and 400 assists



**MALCOLM MACKEY**





# SEASON RECORDS

## TECH • TEAM

Most games played: 38 in 2003-04  
 Most victories: 28 in 2003-04, 1989-90  
 Most ACC victories: 13 in 1995-96  
 Most home victories: 16 in 2006-07  
 Most losses: 23 in 1980-81  
 Most ACC losses: 14 in 2008-09  
 Longest winning streak: 15 games in 1985-86  
 Most points: 3,096 in 1989-90  
 Highest scoring average: 88.5 in 1989-90 (3,096 in 35 games)  
 Lowest scoring average: 55.7 in 1980-81 (1,503 in 27 games)  
 Largest scoring margin: +12.2 in 1978-79  
 Most field goals: 1,141 in 1989-90  
 Most field goals attempted: 2,302 in 1989-90  
 Highest field goal percentage: .546 in 1985-86  
 Lowest field goal percentage: .348 in 1955-56  
 Most 3-point field goals: 296 in 1995-96  
 Most 3-point field goals attempted: 776 in 1995-96  
 Highest 3-point field goal percentage: .423 in 1987-88  
 Most free throws: 656 in 1956-57  
 Fewest free throws: 287 in 1980-81  
 Most free throws attempted: 943 in 1956-57  
 Fewest free throws attempted: 459 in 1981-82  
 Best free throw percentage: .768 in 1976-77  
 Lowest free throw percentage: .611 in 1980-81  
 Most rebounds: 1,432 in 1991-92  
 Highest rebound average: 50.0 in 1958-59 (1,299 in 26 games)  
 Largest rebound margin: +5.8 in 2006-07  
 Most personal fouls: 795 in 2003-04  
 Fewest personal fouls: 414 in 1957-58  
 Most players fouled out: 29 in 1961-62  
 Fewest players fouled out: 5 in 2011-12  
 Most assists: 680 in 1987-88  
 Most blocked shots: 209 in 1997-98  
 Most steals: 338 in 2003-04

## TECH • INDIVIDUAL

Most points: 970, Dennis Scott, 1989-90  
 Highest scoring average: 30.1, Rich Yunkus, 1970-71  
 Most field goals: 336, Dennis Scott, 1989-90  
 Most field goals attempted: 722, Dennis Scott, 1989-90  
 Highest field goal percentage: .639 (129-202), Eddie Elisma, 1995-96  
 Most 3-point field goals: 137, Dennis Scott, 1989-90  
 Most 3-point field goals attempted: 331, Dennis Scott, 1989-90  
 Highest 3-point field goal percentage: .480 (24-50), Bryan Hill, 1990-91  
 Most free throws: 187, Rich Yunkus, 1970-71  
 Most free throws attempted: 241, Rich Yunkus, 1970-71  
 Highest free throw percentage: .887 (63-71), Anthony Morrow, 2005-06  
 Most rebounds: 364, Jim Caldwell, 1963-64  
 Highest rebound average: 14.0, Jim Caldwell, 1963-64  
 Most assists: 303, Craig Neal, 1987-88  
 Most blocked shots: 141, Alvin Jones, 1997-98  
 Most steals: 89, Kenny Anderson, 1990-91  
 Most minutes played: 1,368, Dennis Scott, 1989-90  
 Most personal fouls: 127, Johnny McNeil, 1989-90  
 Most times fouled out: 10, Johnny McNeil, 1989-90; Pete Silas, 1950-51

## SEASON RECORDS • FRESHMEN

Most points: 721, Kenny Anderson (1989-90)  
 Most points per game: 20.6, Kenny Anderson (1989-90)  
 Most rebounds: 278, Chris Bosh (2002-03)  
 Most rebounds per game: 9.0, Chris Bosh (2002-03)  
 Most field goals made: 283, Kenny Anderson (1989-90)  
 Most field goals attempted: 549, Kenny Anderson (1989-90)  
 Highest field goal percentage: .609, Tom Hammonds (1985-86)  
 Most 3-pt. field goals made: 98, Dennis Scott (1987-88)  
 Most 3-pt. field goals attempted: 238, Stephon Marbury (1995-96)  
 Highest 3-pt. field goal percentage: .471, Dennis Scott (1987-88)  
 Most free throws made: 127, Chris Bosh (2002-03)  
 Most free throws attempted: 186, Dion Glover (1997-98)  
 Highest free throw percentage: .877, Mark Price (1982-83)  
 Most assists: 285, Kenny Anderson (1989-90)  
 Most assists per game: 8.1, Kenny Anderson (1989-90)  
 Most steals: 79, Kenny Anderson (1989-90)  
 Most blocked shots: 141, Alvin Jones (1997-98)  
 Most minutes played: 1,345, Stephon Marbury (1995-96)  
 Most minutes per game: 37.7, Kenny Anderson (1989-90)

## Top Scoring Tandems

No.	Player (Points)	Total	Year
1.	Dennis Scott (970) and Brian Oliver (724)	1,694	1989-90
2.	Stephon Marbury (679) and Matt Harpring (670)	1,349	1995-96
3.	Matt Harpring (691) and Dion Glover (608)	1,299	1997-98
4.	Dennis Scott (649) and Tom Hammonds (627)	1,276	1988-89
5.	Kenny Anderson (776) and Jon Barry (478)	1,254	1990-91
6.	Duane Ferrell (595) and Tom Hammonds (567)	1,162	1987-88
7.	Jon Barry (602) and Malcolm Mackey (553)	1,155	1991-92
9.	Mark Price (583) and John Salley (491)	1,074	1984-85
	James Forrest (586) and Travis Best (488)	1,074	1992-93
11.	Travis Best (607) and James Forrest (451)	1,058	1994-95
12.	Roger Kaiser (638) and Dave Denton (419)	1,057	1959-60
13.	B.J. Elder (568) and Jarrett Jack (474)	1,042	2003-04
14.	Mark Price (590) and John Salley (445)	1,035	1985-86
15.	Sammy Drummer (616) and Tico Brown (413)	1,029	1978-79
16.	Travis Best (532) and James Forrest (475)	1,007	1993-94
17.	Javaris Crittenton (460) and Thaddeus Young (445)	1,005	2006-07
18.	Sammy Drummer (568) and Tico Brown (435)	1,003	1977-78

Minimum 1,000 total points, 400 by each player

## Top Rebounding Tandems

No.	Player (Rebounds)	Total	Year
1.	Gani Lawal (305) and Derrick Favors (303)	608	2009-10
2.	Malcolm Mackey (316) and Matt Geiger (254)	570	1991-92
3.	Matt Harpring (293) and Eddie Elisma (264)	557	1995-96
4.	Gani Lawal (294) and Alade Aminu (247)	541	2008-09
5.	Malcolm Mackey (306) and James Forrest (226)	532	1992-93
6.	Matt Harpring (302) and Michael Maddox (221)	523	1997-98
7.	Jason Collier (276) and Alvin Jones (241)	517	1999-00
8.	Lenny Cohen (288) and Bobby Kimmel (223)	511	1956-57
9.	Jim Caldwell (283) and Alan Nass (224)	507	1962-63
10.	Malcolm Mackey (262) and Dennis Scott (231)	493	1989-90
11.	Jim Wood (249) and Mike Green (232)	481	1974-75
	Chris Bosh (278) and Ed Nelson (203)	481	2002-03

Minimum 500 total rebounds, 200 by each player

## Top Assist Tandems

No.	Player (Assists)	Total	Year
1.	Craig Neal (303) and Dennis Scott (116)	419	1987-88
2.	Jon Barry (207) and Travis Best (198)	405	1991-92
3.	Drew Barry (238) and Stephon Marbury (161)	399	1995-96
4.	Kenny Anderson (285) and Brian Oliver (111)	396	1989-90
5.	Brian Oliver (223) and Karl Brown (125)	348	1988-89
6.	Travis Best (176) and Drew Barry (164)	340	1992-93
7.	Drew Barry (181) and Travis Best (151)	332	1994-95
8.	Travis Best (167) and Drew Barry (141)	308	1993-94
9.	Mark Price (148) and Bruce Dalrymple (138)	286	1985-86
10.	Mark Price (150) and Bruce Dalrymple (135)	285	1984-85
11.	Kenny Anderson (169) and Jon Barry (110)	279	1990-91
	Craig Neal (121) and Bruce Dalrymple (108)	279	1986-87

Minimum 250 total assists, 100 by each player

## ACC STATISTICAL LEADERS

### INDIVIDUAL

Points Per Game	Player	Year
1982-83	Mark Price	20.3
1989-90	Dennis Scott	27.7

Field Goal Percentage	Player	Year
1984-85	John Salley	.627
2002-03	Chris Bosh	.560

3-Point Field Goal Percentage	Player	Year
1987-88	Dennis Scott	.464
1992-93	Travis Best	.457
2005-06	Anthony Morrow	.429
2007-08	Anthony Morrow	.448

3-Point Field Goals Per Game	Player	Year
1987-88	Dennis Scott	3.1
1988-89	Dennis Scott	3.6
1989-90	Dennis Scott	3.9
2001-02	Tony Akins	3.2

Free Throw Percentage	Player	Year
1982-83	Mark Price	.877
1993-94	Travis Best	.864
1994-95	Travis Best	.847

Rebounds Per Game	Player	Year
1999-00	Jason Collier	9.2
2000-01	Alvin Jones	10.4

Offensive Rebounds Per Game	Player	Year
1992-93	Malcolm Mackey	4.6
1996-97	Eddie Elisma	3.96

Assists Per Game	Player	Year
1987-88	Craig Neal	9.5
1989-90	Kenny Anderson	8.1
1993-94	Drew Barry	5.9
1994-95	Drew Barry	6.7
1995-96	Drew Barry	6.6

Steals Per Game	Player	Year
1990-91	Kenny Anderson	3.0
2010-11	Iman Shumpert	2.7

Blocks Per Game	Player	Year
1983-84	John Salley	2.3
1997-98	Alvin Jones	4.3
1998-99	Alvin Jones	3.5
1999-00	Alvin Jones	2.5
2002-03	Chris Bosh	2.2

Minutes Per Game	Player	Year
1989-90	Dennis Scott	39.1
1990-91	Kenny Anderson	38.9
1993-94	Travis Best	37.5
1995-96	Drew Barry	37.5
1996-97	Matt Harpring	37.6

### TEAM

Points Allowed Per Game	Year
1979-80	59.9

Field Goal Percentage Defense	Year
1991-92	41.9
2003-04	38.8

3-Pt. Field Goal Pct. Defense	Year
2003-04	29.7

Free Throw Percentage	Year
1986-87	76.0
1988-89	75.8

3-Point Field Goals Per Game	Year
1989-90	7.4

3-Point Field Goal Percentage	Year
1991-92	36.7
2001-02	37.6

Blocked Shots Per Game	Year
1991-92	5.1
1997-98	6.3

Steals Per Game	Year
2006-07	9.9
2010-11	9.6

Turnover Margin	Year
1994-95	+3.4
2010-11	+2.9

# SEASON LEADERS

## Points

1. Dennis Scott (1989-90).....	970
2. Rich Yunkus (1970-71).....	815
3. Rich Yunkus (1969-70).....	814
4. Kenny Anderson (1990-91).....	776
5. Brian Oliver (1989-90).....	724
6. Kenny Anderson (1989-90).....	721
7. Matt Harpring (1997-98).....	691
8. Stephon Marbury (1995-96).....	679
9. Matt Harpring (1995-96).....	670
10. Dennis Scott (1988-89).....	649
11. Roger Kaiser (1959-60).....	638
12. Tom Hammonds (1988-89).....	627
13. Sammy Drummer (1978-79).....	616
14. Roger Kaiser (1960-61).....	608
Dion Glover (1997-98).....	608
16. Travis Best (1994-95).....	607
17. Rich Yunkus (1968-69).....	603
18. Jon Barry (1991-92).....	602
19. Duane Ferrell (1987-88).....	595
20. Mark Price (1985-86).....	590
21. James Forrest (1992-93).....	586
22. Mark Price (1984-85).....	583
23. Sammy Drummer (1977-78).....	568
Mark Price (1982-83).....	568
B.J. Elder (2003-04).....	568

## Scoring Average

1. Rich Yunkus (1969-70).....	30.1
2. Dennis Scott (1989-90).....	27.7
3. Kenny Anderson (1990-91).....	25.9
4. Rich Yunkus (1970-71).....	25.5
5. Rich Yunkus (1968-69).....	24.1
6. Sammy Drummer (1978-79).....	23.7
7. Roger Kaiser (1960-61).....	23.4
8. Roger Kaiser (1959-60).....	22.8
9. Matt Harpring (1997-98).....	21.6
10. Brian Oliver (1989-90).....	21.3
11. Sammy Drummer (1977-78).....	21.0
12. Tom Hammonds (1988-89).....	20.9
13. Kenny Anderson (1989-90).....	20.6
14. Dennis Scott (1988-89).....	20.3
Mark Price (1982-83).....	20.3
16. Travis Best (1994-95).....	20.2
17. Phil Wagner (1967-68).....	19.6
18. Phil Wagner (1966-67).....	19.5
James Forrest (1992-93).....	19.5

## Rebounds

1. Jim Caldwell (1963-64).....	364
2. Rich Yunkus (1970-71).....	356
3. Jim Caldwell (1964-65).....	346
4. Rich Yunkus (1969-70).....	323
5. Malcolm Mackey (1990-91).....	321
6. Malcolm Mackey (1991-92).....	316
7. Alvin Jones (2000-01).....	312
8. Malcolm Mackey (1992-93).....	306
9. Gani Lawal (2009-10).....	305
10. Derrick Favors (2009-10).....	303
11. Matt Harpring (1997-98).....	302
Alvin Jones (1998-99).....	302
13. Gani Lawal (2008-09).....	294
14. Matt Harpring (1995-96).....	293
15. Lenny Cohen (1956-57).....	288
16. Jim Caldwell (1962-63).....	283
17. Chris Bosh (2002-03).....	278
18. Jason Collier (1999-00).....	276
Rich Yunkus (1968-69).....	276
20. Alan Nass (1960-61).....	271

## Rebound Average

1. Jim Caldwell (1963-64).....	14.0
2. Jim Caldwell (1964-65).....	13.8
3. Rich Yunkus (1969-70).....	12.0
4. Lenny Cohen (1956-57).....	11.1
Rich Yunkus (1970-71).....	11.1
6. Rich Yunkus (1968-69).....	11.0
7. Jim Caldwell (1962-63).....	10.9
Dave Denton (1957-58).....	10.9
9. Malcolm Mackey (1990-91).....	10.7
10. Alan Nass (1960-61).....	10.4
Alvin Jones (2000-01).....	10.4
12. Malcolm Mackey (1992-93).....	10.2
13. Alvin Jones (1998-99).....	9.7
14. Jim Wood (1974-75).....	9.6
15. Gani Lawal (2008-09).....	9.5
16. Alan Nass (1961-62).....	9.4
17. Matt Harpring (1997-98).....	9.4
18. Mike Green (1974-75).....	9.3

19. Jason Collier (1999-00).....	9.2
20. Malcolm Mackey (1991-92).....	9.0
Chris Bosh (2002-03).....	9.0

## Field Goals

1. Dennis Scott (1989-90).....	336
2. Rich Yunkus (1969-70).....	317
3. Rich Yunkus (1970-71).....	314
4. Kenny Anderson (1989-90).....	283
5. Kenny Anderson (1990-91).....	278
6. Brian Oliver (1989-90).....	260
7. Sammy Drummer (1978-79).....	257
8. Tom Hammonds (1988-89).....	250
9. James Forrest (1992-93).....	246
10. Rich Yunkus (1968-69).....	243
11. Roger Kaiser (1959-60).....	237
12. Stephon Marbury (1995-96).....	235
13. Mark Price (1985-86).....	233
Matt Harpring (1995-96).....	233
15. Sammy Drummer (1977-78).....	232
16. Duane Ferrell (1987-88).....	230
Matt Harpring (1997-98).....	230
18. Tom Hammonds (1987-88).....	229
19. Dennis Scott (1988-89).....	227
20. Mark Price (1984-85).....	223

## Field Goal Attempts

1. Dennis Scott (1989-90).....	722
2. Rich Yunkus (1970-71).....	691
3. Kenny Anderson (1990-91).....	636
4. Rich Yunkus (1969-70).....	568
5. Sammy Drummer (1978-79).....	556
6. Kenny Anderson (1989-90).....	549
7. Roger Kaiser (1960-61).....	517
8. Stephon Marbury (1995-96).....	514
9. Dennis Scott (1988-89).....	512
10. Sammy Drummer (1977-78).....	504
Brian Oliver (1989-90).....	504
Matt Harpring (1997-98).....	504
13. Roger Kaiser (1959-60).....	503
Dion Glover (1997-98).....	503
15. Bud Blemker (1957-58).....	471
16. Travis Best (1994-95).....	469
17. Jon Barry (1991-92).....	468
B.J. Elder (2003-04).....	468
19. Tom Hammonds (1988-89).....	465
Rich Yunkus (1968-69).....	465

## Field Goal Percentage

1. Eddie Elisma (1995-96).....	639
2. Lee Goza (1981-82).....	636
3. Bill Mayer (1969-70).....	634
4. John Salley (1984-85).....	627
5. Ra'Sean Dickey (2004-05).....	621
6. Matt Geiger (1991-92).....	611
Derrick Favors (2009-10).....	611
8. Lenny Horton (1977-78).....	610
Lenny Horton (1978-79).....	610
10. Lee Goza (1980-81).....	609
Tom Hammonds (1985-86).....	609
12. John Salley (1985-86).....	606
13. Ra'Sean Dickey (2005-06).....	597
14. Jeremis Smith (2006-07).....	596
Ra'Sean Dickey (2006-07).....	596
16. Duane Ferrell (1985-86).....	595
17. John Salley (1983-84).....	589
18. Luke Schenscher (2001-02).....	587
19. Lenny Horton (1979-80).....	584
20. Kerry O'Brien (1979-80).....	580

## 3-Point Field Goals

1. Dennis Scott (1989-90).....	137
2. Dennis Scott (1988-89).....	116
3. Jon Barry (1991-92).....	99
4. Dennis Scott (1987-88).....	98
Tony Akins (2001-02).....	98
6. Stephon Marbury (1995-96).....	88
7. Marvin Lewis (2003-04).....	82
8. Anthony Morrow (2007-08).....	81
9. Travis Best (1992-93).....	80
10. Tony Akins (2000-01).....	78
Anthony Morrow (2005-06).....	78
12. Jon Barry (1990-91).....	77
Drew Barry (1995-96).....	77
B.J. Elder (2003-04).....	77
15. Mark Price (1982-83*).....	73
Travis Best (1994-95).....	73
17. Fred Vinson (1993-94).....	72
Shaun Fein (2000-01).....	72

19. Lewis Clinch (2008-09).....	71
20. Jason Floyd (1998-99).....	69

\*3-pt line of 17ft-9in for 1982-83 season; no 3-pt shot from 1983-86; 19ft-9in from 1986-87 through 2007-08.

## 3-Point Field Goal Attempts

1. Dennis Scott (1989-90).....	331
2. Dennis Scott (1988-89).....	292
3. Jon Barry (1991-92).....	265
4. Tony Akins (2001-02).....	243
5. Stephon Marbury (1995-96).....	238
6. Jason Floyd (1998-99).....	211
7. Lewis Clinch (2008-09).....	210
8. Jon Barry (1990-91).....	209
Drew Barry (1995-96).....	209
10. Dennis Scott (1987-88).....	208
11. Marvin Lewis (2003-04).....	206
B.J. Elder (2003-04).....	206
13. Tony Akins (1998-99).....	198
14. Travis Best (1994-95).....	192
15. Matt Harpring (1996-97).....	190
16. Shaun Fein (1999-00).....	186
Tony Akins (2000-01).....	186
18. Tony Akins (1999-00).....	185
Kenny Anderson (1990-91).....	185
20. Shaun Fein (2000-01).....	182
Anthony Morrow (2005-06).....	182

## 3-Point Field Goal Pct.

1. Bryan Hill (1990-91).....	480
2. Chris Bosh (2002-03).....	478
3. Lewis Clinch (2006-07).....	476
4. Dennis Scott (1987-88).....	471
5. Travis Best (1992-93).....	457
6. Anthony Morrow (2007-08).....	448
7. Jarrett Jack (2004-05).....	442
8. Mark Price (1982-83*).....	440
9. Matt Harpring (1995-96).....	429
Anthony Morrow (2005-06).....	429
11. Drew Barry (1994-95).....	427
T.J. Vines (1998-99).....	427
13. Matt Causey (2007-08).....	424
14. Michael Maddox (1995-96).....	426
15. Tony Akins (2000-01).....	419
Thaddeus Young (2006-07).....	419
17. Anthony Morrow (2006-07).....	418
18. Craig Neal (1986-87).....	415
19. Dennis Scott (1989-90).....	414
20. Kenny Anderson (1989-90).....	410

## Free Throws

1. Rich Yunkus (1970-71).....	187
2. Rich Yunkus (1969-70).....	180
3. Matt Harpring (1997-98).....	179
4. Roger Kaiser (1960-61).....	176
5. Roger Kaiser (1959-60).....	164
6. Dennis Scott (1989-90).....	161
7. Kenny Anderson (1990-91).....	155
8. Jarrett Jack (2003-04).....	154
9. Brian Oliver (1989-90).....	147
10. Bobby Kimmel (1956-57).....	143
11. Iman Shumpert (2010-11).....	141
12. Matt Harpring (1995-96).....	138
13. Mark Price (1984-85).....	137
14. Brook Stepp (1979-80).....	135
15. Alvin Jones (2000-01).....	133
16. Duane Ferrell (1987-88).....	131
17. Dave Denton (1959-60).....	129
Malcolm Mackey (1991-92).....	129
19. Chris Bosh (2002-03).....	127
Gani Lawal (2009-10).....	127

## Free Throw Attempts

1. Rich Yunkus (1970-71).....	241
2. Alvin Jones (2000-01).....	223
3. Gani Lawal (2009-10).....	222
4. Matt Harpring (1997-98).....	221
5. Rich Yunkus (1969-70).....	217
6. Bobby Kimmel (1956-57).....	216
7. Brian Oliver (1989-90).....	214
8. Roger Kaiser (1960-61).....	203
Dennis Scott (1989-90).....	203
10. Alvin Jones (1998-99).....	201
11. Jarrett Jack (2003-04).....	192
12. Roger Kaiser (1959-60).....	190
13. Malcolm Mackey (1991-92).....	189

14. Kenny Anderson (1990-91).....	187
15. Dion Glover (1997-98).....	186
16. Lenny Cohen (1956-57).....	183
17. Dave Denton (1959-60).....	183
18. Matt Harpring (1995-96).....	181
19. Alvin Jones (1999-00).....	179
20. Gani Lawal (2008-09).....	177

## Free Throw Percentage

1. Anthony Morrow (2005-06).....	887
2. Mark Price (1982-83).....	877
3. Maurice Miller (2010-11).....	871
4. R.D. Craddock (1963-64).....	876
5. Andy McCain (1971-72).....	869
6. Marvin Lewis (2000-01).....	868
7. Roger Kaiser (1959-60).....	867
8. Travis Best (1993-94).....	866
Jarrett Jack (2004-05).....	866
10. Roger Kaiser (1958-59).....	865
11. R.D. Craddock (1962-63).....	865
12. Dave Clark (1966-67).....	862
13. Keith Weekly (1961-62).....	859
Anthony Morrow (2007-08).....	859
15. Mark Price (1985-86).....	855
16. Steve Sherbak (1972-73).....	848
17. Anthony Morrow (2006-07).....	845
18. Travis Best (1994-95).....	847
19. Bob Seemer (1968-69).....	844
20. Jason Floyd (1998-99).....	842

## Assists

1. Craig Neal (1987-88).....	303
2. Kenny Anderson (1989-90).....	285
3. Drew Barry (1995-96).....	238
4. Brian Oliver (1988-89).....	223
5. Jarrett Jack (2003-04).....	213
6. Jon Barry (1991-92).....	207
7. Travis Best (1991-92).....	198
8. Jarrett Jack (2002-03).....	185
9. Javaris Crittenton (2006-07).....	184
10. Drew Barry (1994-95).....	181
11. Travis Best (1992-93).....	176
Tony Akins (2001-02).....	176
13. Craig Neal (1986-87).....	171
14. Kenny Anderson (1990-91).....	169
15. Travis Best (1993-94).....	167
16. Drew Barry (1992-93).....	164
17. Jim Thorne (1969-70).....	163
18. Stephon Marbury (1995-96).....	161
19. Jim Thorne (1970-71).....	160
20. Iman Shumpert (2008-09).....	154

## Assist Average

1. Craig Neal (1987-88).....	9.5
2. Kenny Anderson (1989-90).....	8.1
3. Brian Oliver (1988-89).....	7.0
4. Drew Barry (1994-95).....	6.7
5. Drew Barry (1995-96).....	6.6
6. Jarrett Jack (2002-03).....	6.0
7. Drew Barry (1993-94).....	5.9
8. Travis Best (1992-93).....	5.9
9. Jon Barry (1991-92).....	5.9
10. Craig Neal (1986-87).....	5.9
11. Travis Best (1993-94).....	5.8
12. Javaris Crittenton (2006-07).....	5.8
13. Travis Best (1991-92).....	5.7
Tony Akins (2001-02).....	5.7
15. Kenny Anderson (1990-91).....	5.6
Jarrett Jack (2003-04).....	5.6

## Steals

1. Kenny Anderson (1990-91).....	89
2. Iman Shumpert (2010-11).....	85
3. Kenny Anderson (1989-90).....	79
4. Jarrett Jack (2003-04).....	74
5. Jon Barry (1991-92).....	71
6. Bruce Dalrymple (1985-86).....	70
Dion Glover (1997-98).....	70
8. Mark Price (1984-85).....	66
9. Bruce Dalrymple (1984-85).....	65
Drew Barry (1995-96).....	65
Javaris Crittenton (2006-07).....	65
12. Mark Price (1985-86).....	64
Iman Shumpert (2008-09).....	64
14. Stephon Marbury (1995-96).....	63
Matt Harpring (1995-96).....	63
16. Dennis Scott (1989-90).....	62
17. George Thomas (1982-83).....	60
Travis Best (1994-95).....	60

19. Tony Akins (2001-02).....	59
20. Travis Best (1993-94).....	58
Jarrett Jack (2004-05).....	58
Iman Shumpert (2009-10).....	58

## Blocked Shots

1. Alvin Jones
----------------

# ANNUAL STATISTICAL LEADERS

## Scoring Average

Season	Player	G	Pts	Avg
1952-53	Pete Sitas.....	22	374	17.0
1953-54	Dick Lenholt.....	24	300	12.5
1954-55	Joe Helms.....	25	362	14.8
1955-56	Bobby Kimmel.....	23	433	18.8
1956-57	Bud Blemker.....	26	426	16.4
1957-58	Bud Blemker.....	26	452	17.4
1958-59	Bud Blemker.....	26	388	14.9
1959-60	Roger Kaiser.....	28	638	22.8
1960-61	Roger Kaiser.....	26	608	23.4
1961-62	Mike Tomasovich.....	26	342	13.2
1962-63	Jim Caldwell.....	26	357	13.7
1963-64	Jim Caldwell.....	26	363	14.0
1964-65	Jim Caldwell.....	25	434	17.4
1965-66	Phil Wagner.....	26	387	14.9
1966-67	Phil Wagner.....	21	410	19.5
1967-68	Phil Wagner.....	20	392	19.6
1968-69	Rich Yunkus.....	25	603	24.1
1969-70	Rich Yunkus.....	27	814	30.1
1970-71	Rich Yunkus.....	32	815	25.5
1971-72	Steve Post.....	26	394	15.2
1972-73	Steve Sherbak.....	25	369	14.8
1973-74	Jim Wood.....	25	278	11.1
1974-75	Jim Wood.....	26	389	15.0
1975-76	Jim Wood.....	27	398	14.7
1976-77	Tico Brown.....	28	460	16.4
1977-78	Sammy Drummer.....	27	568	21.0
1978-79	Sammy Drummer.....	26	616	23.7
1979-80	Brook Stepp.....	26	491	18.9
1980-81	Fred Hall.....	27	330	12.2
1981-82	Brook Stepp.....	25	445	17.8
1982-83	Mark Price.....	28	568	20.3
1983-84	Mark Price.....	29	452	15.6
1984-85	Mark Price.....	35	583	16.7
1985-86	Mark Price.....	34	590	17.4
1986-87	Duane Ferrell.....	29	520	17.9
1987-88	Tom Hammonds.....	30	567	18.9
1988-89	Tom Hammonds.....	30	627	20.9
1989-90	Dennis Scott.....	35	970	27.7
1990-91	Kenny Anderson.....	30	776	25.9
1991-92	Jon Barry.....	35	602	17.2
1992-93	James Forrest.....	30	586	19.5
1993-94	James Forrest.....	25	475	19.0
1994-95	Travis Best.....	30	607	20.2
1995-96	Stephon Marbury.....	36	679	18.9
1996-97	Matt Harpring.....	27	513	19.0
1997-98	Matt Harpring.....	32	691	21.6
1998-99	Jason Collier.....	25	430	17.2
1999-00	Jason Collier.....	30	509	17.0
2000-01	Tony Akins.....	30	436	14.5
2001-02	Tony Akins.....	31	528	17.0
2002-03	Chris Bosh.....	31	485	15.6
2003-04	B.J. Elder.....	38	568	14.9
2004-05	Jarrett Jack.....	32	497	15.5
2005-06	Anthony Morrow.....	28	449	16.0
2006-07	Javaris Crittenton.....	32	460	14.4
	Thaddeus Young.....	31	445	14.4
2007-08	Anthony Morrow.....	32	456	14.3
2008-09	Lewis Clinch.....	24	372	15.5
2009-10	Gani Lawal.....	36	471	13.1
2010-11	Iman Shumpert.....	31	537	17.3
2011-12	Glen Rice, Jr.....	21	274	13.0

## Rebound Average

Season	Player	G	Reb	Avg
1952-53	Pete Sitas.....	22	301	13.7
1953-54	record not available			
1954-55	Dick Lenholt.....	25	264	10.6
1955-56	Lenny Horton.....	23	215	9.3
1956-57	Lenny Horton.....	26	288	11.1
1957-58	Dave Denton.....	22	239	10.9
1958-59	Frank Inman.....	25	179	7.2
1959-60	Dave Denton.....	28	239	8.5
1960-61	Alan Nass.....	26	271	10.4
1961-62	Alan Nass.....	26	244	9.4
1962-63	Jim Caldwell.....	26	283	10.9
1963-64	Jim Caldwell.....	26	364	14.0
1964-65	Jim Caldwell.....	25	346	13.8
1965-66	Pete Thorne.....	26	184	7.1
1966-67	Pete Thorne.....	26	170	6.5
1967-68	Phil Wagner.....	20	132	6.6
1968-69	Rich Yunkus.....	25	276	11.0
1969-70	Rich Yunkus.....	27	323	12.0
1970-71	Rich Yunkus.....	32	356	11.1
1971-72	Karl Bims.....	24	156	6.5
1972-73	Andy McCain.....	24	193	8.0
1973-74	Harry Allen.....	25	153	5.9
1974-75	Jim Wood.....	26	249	9.6
1975-76	Mike Green.....	27	171	6.3
1976-77	Jim Wood.....	28	187	6.7
1977-78	Lenny Horton.....	27	202	7.5
1978-79	Lenny Horton.....	26	198	7.6
1979-80	Lenny Horton.....	26	170	6.5
1980-81	Lee Goza.....	27	177	6.6
1981-82	Brook Stepp.....	25	136	5.4
1982-83	John Salley.....	27	153	5.7
1983-84	Yvon Joseph.....	29	208	7.2
1984-85	John Salley.....	35	250	7.1
1985-86	John Salley.....	34	228	6.7
1986-87	Tom Hammonds.....	29	208	7.2
1987-88	Tom Hammonds.....	30	216	7.2
1988-89	Tom Hammonds.....	30	242	8.1
1989-90	Malcolm Mackey.....	35	262	7.5
1990-91	Malcolm Mackey.....	30	321	10.7

1991-92	Malcolm Mackey.....	35	316	9.0
1992-93	Malcolm Mackey.....	30	306	10.2
1993-94	James Forrest.....	25	198	7.9
1994-95	James Forrest.....	24	198	8.3
1995-96	Matt Harpring.....	36	293	8.1
1996-97	Matt Harpring.....	27	222	8.2
	Eddie Elisma.....	27	222	8.2
1997-98	Matt Harpring.....	32	302	9.4
1998-99	Alvin Jones.....	31	302	9.7
1999-00	Jason Collier.....	30	276	9.2
2000-01	Alvin Jones.....	30	312	10.4
2001-02	Ed Nelson.....	31	215	6.9
2002-03	Chris Bosh.....	31	278	9.0
2003-04	Luke Schenschler.....	38	252	6.6
2004-05	Luke Schenschler.....	32	235	7.3
2005-06	Jeremis Smith.....	28	230	8.2
2006-07	Jeremis Smith.....	32	190	5.9
2007-08	Jeremis Smith.....	32	227	7.1
2008-09	Gani Lawal.....	31	294	9.5
2009-10	Gani Lawal.....	36	305	8.5
2010-11	Iman Shumpert.....	31	184	5.9
2011-12	Glen Rice, Jr.....	21	141	6.7

## Field Goal Percentage

Season	Player	G	FG-FGA	Pct
1952-53	Bill Cohen.....	22	79-207	.382
1953-54	Dick Lenholt.....	24	115-306	.376
1954-55	Bill Cohen.....	25	94-252	.373
1955-56	Bobby Kimmel.....	23	137-342	.401
1956-57	Terry Randall.....	26	153-346	.442
1957-58	Terry Randall.....	25	157-387	.406
1958-59	Terry Randall.....	26	138-324	.426
1959-60	Roger Kaiser.....	28	237-503	.471
1960-61	Josh Powell.....	22	51-121	.421
1961-62	Josh Powell.....	26	99-231	.429
1962-63	Charlie Spooner.....	24	41-83	.494
1963-64	R.D. Craddock.....	25	113-253	.447
1964-65	R.D. Craddock.....	25	144-294	.490
1965-66	Pete Caldwell.....	25	55-111	.495
1966-67	Phil Wagner.....	21	164-291	.564
1967-68	Stan Guth.....	17	58-108	.537
1968-69	Rich Yunkus.....	25	243-465	.523
1969-70	Bill Mayer.....	27	123-194	.634
1970-71	Tommy Wilson.....	31	103-207	.498
1971-72	Steve Post.....	26	146-271	.539
1972-73	Andy McCain.....	24	152-308	.493
1973-74	Jim Wood.....	25	119-257	.463
1974-75	Jim Wood.....	26	167-327	.510
1975-76	Mike Green.....	27	81-150	.540
1976-77	Randy Foster.....	28	91-173	.526
1977-78	Lenny Horton.....	27	107-175	.611
1978-79	Lenny Horton.....	26	136-223	.610
1979-80	Lenny Horton.....	26	171-293	.584
1980-81	Lee Goza.....	27	106-174	.609
1981-82	Lee Goza.....	26	70-110	.636
1982-83	John Salley.....	27	104-207	.502
1983-84	John Salley.....	29	126-214	.589
1984-85	John Salley.....	35	193-308	.627
1985-86	Tom Hammonds.....	34	168-276	.609
1986-87	Tom Hammonds.....	29	206-362	.569
1987-88	Tom Hammonds.....	30	229-403	.568
1988-89	Brian Oliver.....	32	191-345	.554
1989-90	Brian Oliver.....	34	260-504	.516
1990-91	Malcolm Mackey.....	30	190-345	.551
1991-92	Matt Geiger.....	35	165-270	.611
1992-93	James Forrest.....	30	246-454	.542
1993-94	Ivano Newbill.....	29	66-121	.545
1994-95	Eddie Elisma.....	30	75-145	.517
1995-96	Eddie Elisma.....	36	129-202	.639
1996-97	Eddie Elisma.....	27	102-200	.510
1997-98	Alvin Jones.....	33	80-161	.497
1998-99	Alvin Jones.....	31	145-277	.523
1999-00	Jason Collier.....	30	178-376	.473
2000-01	Alvin Jones.....	30	134-278	.482
2001-02	Ed Nelson.....	31	101-202	.500
2002-03	Chris Bosh.....	31	168-300	.560
2003-04	Isma'il Muhammad.....	38	96-203	.570
2004-05	Ra'Sean Dickey.....	29	54-97	.621
2005-06	Ra'Sean Dickey.....	28	148-248	.597
2006-07	Ra'Sean Dickey.....	32	106-178	.596
	Jeremis Smith.....	32	99-166	.596
2007-08	Gani Lawal.....	32	90-158	.570
2008-09	Gani Lawal.....	31	184-331	.556
2009-10	Gani Lawal.....	36	179-293	.611
2010-11	Daniel Miller.....	31	60-121	.496
2011-12	Kammeon Holsey.....	31	121-205	.590

## 3-Point Field Goal Percentage

Season	Player	G	3P-3PA	Pct
1982-83	Mark Price.....	28	73-166	.440
1986-87	Craig Neal.....	29	34-82	.415
1987-88	Dennis Scott.....	32	98-208	.471
1988-89	Brian Oliver.....	32	28-70	.400
1989-90	Dennis Scott.....	35	137-331	.414
1990-91	Bryan Hill.....	29	24-50	.480
1991-92	Travis Best.....	35	56-145	.386
1992-93	Travis Best.....	30	80-175	.457
1993-94	Fred Vinson.....	29	72-181	.398
1994-95	Drew Barry.....	27	50-117	.427
1995-96	Matt Harpring.....	36	66-154	.429
1996-97	Matt Harpring.....	27	65-190	.342
1997-98	Jason Floyd.....	33	44-114	.386
1998-99	T.J. Vines.....	31	44-103	.427
1999-00	Jason Collier.....	30	31-84	.369
2000-01	Tony Akins.....	30	78-186	.419

2001-02	Tony Akins.....	31	98-243	.403
2002-03	Chris Bosh.....	31	22-46	.478
2003-04	Marvin Lewis.....	38	82-206	.398
2004-05	Jarrett Jack.....	32	46-104	.442
2005-06	Anthony Morrow.....	28	78-182	.429
2006-07	Thaddeus Young.....	31	39-93	.419
2007-08	Anthony Morrow.....	32	81-181	.448
2008-09	Lewis Clinch.....	24	71-220	.338
2009-10	Glen Rice, Jr.....	36	28-60	.467
2010-11	Jason Morris.....	31	22-55	.400
2011-12	Nick Foreman.....	30	10-26	.385

## Free Throw Percentage

Season	Player	G	FT-FTA	Pct.
1952-53	Howard Snead.....	22	74-104	.712
1953-54	Bobbi Harwell.....	24	45-65	.692
1954-55	Bobby Kimmel.....	25	122-170	.718
1955-56	Bobby Kimmel.....	23	159-207	.768
1956-57	Bud Blemker.....	26	104-125	.832
1957-58	Bud Blemker.....	26	88-111	.793
1958-59	Roger Kaiser.....	26	106-127	.835
1959-60	Roger Kaiser.....	26	176-203	.867
1961-62	Josh Powell.....	26	66-84	.786
1962-63	R.D. Craddock.....	26	64-74	.865
1963-64	R.D. Craddock.....	25	113-137	.825
1964-65	R.D. Craddock.....	25	92-105	.876
1965-66	Pres Judy.....	26	63-77	.818
1966-67	Phil Wagner.....	21	82-104	.788
1967-68	Dave Clark.....	25	75-87	.862
1968-69	Jim Thorne.....	24	55-70	.786
1969-70	Bob Seemer.....	27	76-90	.844
1970-71	Rich Yunkus.....	32	187-241	.776
1971-72				

# TEAM SEASON HIGHS

## BALANCED

### SCORING

Seasons in which five players averaged in double figures.

#### 1991-92

Jon Barry	17.2
Malcolm Mackey	15.8
James Forrest	13.3
Travis Best	12.3
Matt Geiger	11.8

#### 1985-86

Mark Price	17.4
John Salley	13.1
Tom Hammonds	12.2
Duane Ferrell	12.1
Bruce Dalrymple	10.8

#### 1964-65

Jim Caldwell	17.4
R.D. Craddock	15.2
Pres Judy	10.7
Ron Scharf	10.5
Charles Kenney	10.5

### Most Points

1. 3096	1989-90
2. 2911	2003-04
3. 2888	1995-96
4. 2813	1991-92
5. 2621	2009-10
6. 2614	1987-88
7. 2566	1988-89
8. 2553	1985-86
9. 2518	1997-98
10. 2515	2006-07

### Highest Scoring Average

1. 88.5	1989-90
2. 82.8	1966-67
3. 82.5	1990-91
4. 81.7	1987-88
5. 81.6	1969-70
6. 80.4	1991-92
7. 80.3	1965-66
8. 80.22	1995-96
9. 80.19	1988-89
10. 80.0	1994-95

### Lowest Scoring Average

1. 55.7	1980-81
2. 57.0	1979-80
3. 59.4	1981-82
4. 60.2	2011-12
5. 61.5	1996-97
6. 62.5	1961-62
7. 64.3	1960-61
8. 67.3	1998-99
9. 67.8	2010-11
10. 68.9	1975-76

### Highest Scoring Margin

1. +12.2	1978-79
2. +11.6	1985-86
3. +9.5	1960-61
4. +9.4	2003-04
5. +9.2	2006-07
6. +9.0	1984-85
7. +7.69	1987-88
8. +7.66	1989-90
9. +7.4	2004-05
10. +7.1	2009-10

### Most Field Goals

1. 1141	1989-90
2. 1056	1991-92
3. 1031	1995-96
4. 1029	2003-04
5. 1008	1985-86
6. 996	1987-88
7. 966	1970-71
8. 957	1988-89
9. 948	2009-10
10. 944	1990-91

### Most Field Goal Attempts

1. 2302	1989-90
2. 2213	2003-04
3. 2183	1991-92
4. 2161	1995-96
5. 2113	1970-71
6. 2064	2009-10
7. 2005	1997-98
8. 1995	1990-91
9. 1981	1987-88
10. 1978	1962-63

### Highest Field Goal Pct.

1. 546 (1008-1846)	1985-86
2. 529 (623-1178)	1981-82
3. 516 (943-1827)	1984-85
4. 511 (841-1647)	1969-70
5. 509 (792-1556)	1983-84
6. 503 (996-1981)	1987-88
7. 497 (794-1598)	1978-79
8. 4964 (957-1928)	1988-89
9. 4957 (1141-2302)	1989-90
10. 49373 (905-1833)	1992-93

### Lowest Field Goal Pct.

1. 348 (579-1645)	1955-56
2. 359 (683-1903)	1957-58
3. 362 (678-1874)	1956-57
4. 372 (612-1643)	1961-62
5. 3765 (605-1607)	1960-61
6. 3761 (689-1832)	1958-59
7. 396 (590-1489)	1996-97
8. 400 (775-1936)	1973-74
9. 405 (752-1855)	2010-11
10. 407 (731-1978)	1962-63

### Most 3-Point Field Goals

1. 296	1995-96
2. 267	2003-04
3. 261	2001-02
4. 260	1989-90
5. 260	2000-01
6. 242	1999-00
7. 231	1997-98
8. 219	1998-99
9. 214	2007-08
10. 213	2009-10

### Most 3-Point FG Attempts

1. 776	1995-96
2. 729	2003-04
3. 715	1997-98
4. 705	1999-00
5. 700	2000-01
6. 695	2001-02
7. 663	1998-99
8. 645	1989-90
9. 643	2010-11
10. 587	2009-10

### Highest 3-Point FG Pct.

1. 427 (112-265)	*1982-83
2. 423 (154-364)	1987-88
3. 403 (260-645)	1989-90
4. 386 (154-399)	2005-06
5. 385 (147-382)	1992-93
6. 381 (296-776)	1995-96
7. 377 (195-517)	1994-95
8. 376 (261-695)	2001-02
9. 375 (154-411)	1988-89
10. 372 (214-575)	2007-08

### Lowest 3-Point FG Pct.

1. 290 (168-579)	1996-97
2. 299 (192-643)	2010-11
3. 312 (158-507)	2011-12
4. 323 (231-715)	1997-98
5. 323 (159-492)	2008-09
6. 330 (219-663)	1998-99
7. 333 (190-570)	2004-05
8. 343 (242-705)	1999-00
9. 352 (178-506)	2002-03
10. 356 (187-525)	1993-94

\*3-pt line of 17ft-9in for 1982-83 season; no 3-pt shot from 1983-86; 19ft-9in from 1986-87 through 2007-08.

### Most Free Throws

1. 656	1956-57
2. 586	2003-04
3. 582	1970-71
4. 562	1984-85
5. 554	1989-90
6. 537	1985-86
7. 530	1995-96
8. 527	1959-60
9. 523	1997-98
10. 521	1969-70

### Fewest Free Throws

1. 287	1980-81
2. 298	1981-82
3. 308	2011-12
4. 312	1996-97
5. 337	1979-80
6. 350	1972-73
7. 374	1992-93
8. 379	1962-63
9. 380	2005-06
10. 382	1974-75

### Most Free Throw Attempts

1. 943	1956-57
2. 847	2003-04
3. 825	1970-71
4. 794	1984-85
5. 782	1989-90
6. 779	2009-10
7. 766	1991-92
8. 766	1997-98
9. 754	1995-96
10. 749	1971-72

### Fewest Free Throw Attempts

1. 459	1981-82
2. 462	1979-80
3. 470	1980-81
4. 471	2011-12
5. 477	1996-97
6. 479	1972-73
7. 512	1977-78
8. 516	1962-63
9. 529	1978-79
10. 531	1967-68

### Highest Free Throw Pct.

1. 768 (434-565)	1976-77
2. 761 (404-531)	1967-68
3. 760 (396-521)	1986-87
4. 758 (496-654)	1988-89
5. 754 (388-512)	1977-78
6. 747 (395-529)	1978-79
7. 743 (521-701)	1969-70
8. 734 (379-516)	1962-63
9. 7320 (407-556)	1966-67
10. 7317 (461-630)	1960-61

### Lowest Free Throw Pct.

1. 611 (287-470)	1980-81
2. 621 (412-663)	1988-89
3. 630 (419-665)	2008-09
4. 649 (298-459)	1981-82
5. 654 (312-477)	1996-97
6. 654 (308-471)	2011-12
7. 657 (512-779)	2009-10
8. 660 (402-609)	1961-62
9. 667 (380-570)	2005-06
10. 668 (403-603)	1990-91

### Most Rebounds

1. 1432	1991-92
2. 1430	2009-10
3. 1422	2003-04
4. 1346	1989-90
5. 1318	1997-98
6. 1308	1970-71
7. 1308	1995-96
8. 1299	1959-60
9. 1255	1990-91
10. 1248	2004-05

### Highest Rebound Margin

1. +5.8	2006-07
2. +4.7	2009-10
2. +4.4	2005-06
3. +4.0	1962-63
4. +3.9	1976-77
5. +3.58	1974-75
6. +3.45	2002-03
7. +3.45	2011-12
8. +3.43	1984-85
9. +3.3	1988-89
10. +2.74	1991-92

### Most Fouls

1. 795	2003-04
2. 721	2007-08
3. 674	1973-74
4. 670	2009-10
5. 669	2001-02
6. 665	2006-07
7. 648	2004-05
8. 645	2000-01
9. 639	2010-11
10. 618	1982-83

### Fewest Fouls

1. 414	1957-58
2. 436	1996-97
3. 448	1981-82
4. 454	1968-69
5. 455	1955-56
6. 460	1993-94
7. 461	1992-93
8. 462	1962-63
9. 464	1959-60
10. 466	1956-57

### Most Disqualifications

1. 29	1961-62
2. 28	1973-74
28	1982-83
4. 27	1955-56
27	1979-80
6. 26	1972-73
7. 24	1983-84
24	1989-90
9. 22	1980-81
10. 20	1995-96
20	2000-01
20	2003-04

### Fewest Disqualifications

1. 5	2011-12
2. 7	1960-61
7	2008-09
4. 8	1992-93
8	1994-95
8	1996-97
8	2002-03
8	2010-11
9. 10	1977-78
10	1993-94
10	2004-05
10	2009-10

### Most Assists

1. 680	1987-88
2. 662	1991-92
3. 653	1985-86
4. 631	1988-89
5. 629	1989-90
6. 622	1995-96
7. 589	1997-98
8. 588	1992-93
9. 579	2003-04
10. 578	1984-85

### Highest Assist Average

1. 21.3	1987-88
2. 19.7	1988-89
3. 19.6	1992-93
4. 19.2	1985-86
5. 18.9	1991-92
6. 18.1	1986-87
7. 18.0	1989-90
8. 17.9	1965-66
9. 17.6	1969-70
10. 17.3	1995-96
17.3	1993-94

### Most Steals

1. 338	2003-04
2. 316	2006-07
3. 297	2010-11
4. 288	1995-96
288	2009-10
6. 269	2001-02
7. 265	2004-05
265	2007-08
9. 256	1991-92
256	2008-09

### Most Blocked Shots

1. 209	1997-98
2. 190	2009-10
3. 180	1991-92
4. 172	2003-04
5. 171	1998-99
6. 164	2002-03
7. 162	2004-05
8. 154	2008-09
9. 152	2011-12
10. 151	1992-93

# GEORGIA TECH ANNUAL TEAM TOTALS

## ALL GAMES

Year	G	FG	FGA	Pct	3P	3PA	Pct	FT	FTA	Pct	Reb	Avg	PF	Dq	A	TO	Bl	St	Pts	Avg
2011-12	31	700	1639	.427	158	507	.312	308	471	.654	1087	35.1	513	5	340	448	152	161	1866	60.2
2010-11	31	752	1855	.405	192	643	.299	406	589	.689	1101	35.5	639	8	408	481	126	297	2102	67.8
2009-10	36	948	2064	.459	213	587	.363	512	779	.657	1430	39.7	670	10	508	591	190	288	2621	72.8
2008-09	31	815	1868	.436	159	492	.323	419	665	.630	1211	39.1	608	7	462	522	154	256	2208	71.2
2007-08	32	883	1873	.471	214	575	.372	502	717	.700	1087	34.0	721	15	480	490	112	265	2482	77.6
2006-07	32	935	1909	.490	201	540	.372	444	652	.681	1166	36.4	665	14	491	503	114	316	2515	78.6
2005-06	28	739	1608	.460	154	399	.386	380	570	.667	1042	37.2	609	18	411	499	116	244	2012	71.9
2004-05	32	849	1877	.452	190	570	.333	483	699	.691	1248	39.0	648	10	471	483	162	265	2371	74.1
2003-04	38	1029	2213	.465	267	729	.366	586	847	.692	1422	37.4	795	20	579	578	172	338	2911	76.6
2002-03	31	836	1857	.450	178	506	.352	447	656	.681	1188	38.3	582	8	484	469	164	243	2297	74.1
2001-02	31	834	1937	.431	261	695	.376	441	637	.692	1184	38.2	669	12	481	478	101	269	2370	76.5
2000-01	30	776	1822	.426	260	700	.371	457	662	.690	1125	37.5	645	20	488	474	136	238	2269	75.6
1999-00	30	725	1778	.408	242	705	.343	427	625	.683	1167	38.9	516	14	456	509	147	196	2119	70.6
1998-99	31	728	1772	.411	219	663	.330	412	663	.621	1145	36.9	508	15	423	536	171	190	2087	67.3
1997-98	33	882	2005	.440	231	715	.323	523	766	.683	1318	39.9	525	17	502	589	209	253	2518	76.3
1996-97	27	590	1489	.396	168	579	.290	312	477	.654	979	36.3	436	8	325	438	107	168	1660	61.5
1995-96	36	1031	2161	.477	296	776	.381	530	754	.703	1308	36.3	606	20	622	533	130	288	2888	80.2
1994-95	30	883	1879	.470	195	517	.377	439	610	.720	1062	35.4	467	8	531	399	115	252	2400	80.0
1993-94	29	807	1793	.450	187	525	.356	399	572	.698	1099	37.9	460	10	501	421	96	217	2200	75.9
1992-93	30	905	1833	.494	147	382	.385	374	547	.684	1130	39.2	461	8	588	485	151	191	2331	77.7
1991-92	35	1056	2183	.484	118	512	.367	513	766	.670	1432	40.9	611	12	662	-	180	256	2813	80.4
1990-91	30	944	1995	.473	183	504	.363	403	603	.668	1255	41.8	500	13	497	-	129	215	2474	82.5
1989-90	35	1141	2302	.496	260	645	.403	554	782	.708	1346	38.5	596	24	629	-	130	249	3096	88.5
1988-89	32	957	1928	.496	154	411	.375	496	654	.758	1184	37.0	573	16	631	-	73	178	2566	80.2
1987-88	32	996	1981	.503	154	364	.423	468	649	.721	1129	35.3	522	13	680	-	92	237	2614	81.7
1986-87	29	798	1633	.489	59	162	.364	396	521	.760	977	33.7	514	17	525	-	85	176	2051	70.7
1985-86	34	1008	1846	.546	-	-	-	537	738	.728	1115	32.8	559	13	653	-	124	238	2553	75.1
1984-85	35	943	1827	.516	-	-	-	562	794	.708	1168	33.3	558	11	578	-	120	232	2448	69.9
1983-84	29	792	1556	.509	-	-	-	439	622	.706	957	33.0	549	24	477	-	106	196	2023	69.8
1982-83	28	725	1603	.452	112	265	.427	447	640	.698	986	35.2	618	28	365	-	96	198	2009	71.8
1981-82	26	623	1178	.529	-	-	-	298	459	.649	718	27.6	448	11	293	-	37	118	1544	59.4
1980-81	27	607	1389	.437	-	-	-	287	470	.611	893	33.1	543	22	243	-	45	123	1503	55.7
1979-80	26	573	1169	.490	-	-	-	337	462	.729	712	27.4	583	27	299	-	27	152	1483	57.0
1978-79	26	794	1598	.497	-	-	-	395	529	.747	905	34.8	517	17	258	-	35	198	1983	76.3
1977-78	27	773	1592	.486	-	-	-	386	512	.754	889	32.9	507	10	267	-	36	168	1932	71.6
1976-77	28	766	1592	.481	-	-	-	434	565	.768	972	34.7	611	16	292	-	69	161	1966	70.2
1975-76	27	735	1529	.481	-	-	-	390	573	.681	888	32.9	520	18	283	-	-	-	1860	68.9
1974-75	26	776	1750	.443	-	-	-	382	571	.669	1162	44.6	524	14	298	-	-	-	1934	74.4
1973-74	26	775	1936	.400	-	-	-	385	540	.713	1081	41.6	674	28	312	-	-	-	1935	74.4
1972-73	25	779	1737	.448	-	-	-	350	479	.731	1023	41.0	586	26	355	-	-	-	1908	76.3
1971-72	26	684	1571	.435	-	-	-	507	749	.677	1006	38.7	587	18	295	-	-	-	1875	72.1
1970-71	32	966	2113	.457	-	-	-	582	825	.705	1125	35.2	578	18	497	-	-	-	2514	78.6
1969-70	27	841	1647	.511	-	-	-	521	701	.744	968	35.9	510	12	474	-	-	-	2203	81.6
1968-69	25	716	1543	.464	-	-	-	438	610	.718	926	37.0	454	17	308	-	-	-	1870	74.8
1967-68	25	721	1589	.454	-	-	-	404	531	.761	935	37.4	486	16	382	-	-	-	1846	73.8
1966-67	26	863	1748	.494	-	-	-	407	556	.732	854	37.5	503	19	434	-	-	-	2133	82.1
1965-66	26	811	1827	.444	-	-	-	466	641	.727	1036	39.8	530	21	466	-	-	-	2088	80.3
1964-65	25	721	1720	.419	-	-	-	408	558	.731	1059	42.4	478	19	166	-	-	-	1850	74.0
1963-64	26	748	1774	.422	-	-	-	448	622	.720	1203	46.3	503	21	-	-	-	-	1944	74.8
1962-63	26	731	1978	.407	-	-	-	379	516	.734	1207	46.4	462	12	-	-	-	-	1841	70.8
1961-62	26	612	1643	.372	-	-	-	402	609	.660	1139	43.8	530	29	-	-	-	-	1626	62.5
1960-61	26	605	1607	.376	-	-	-	461	630	.732	1086	41.8	474	7	-	-	-	-	1671	64.3
1959-60	28	706	1729	.408	-	-	-	527	742	.710	1236	44.1	464	16	-	-	-	-	1939	69.3
1958-59	26	689	1832	.376	-	-	-	499	696	.717	1299	50.0	508	19	-	-	-	-	1877	72.2
1957-58	26	683	1903	.359	-	-	-	452	649	.696	1215	46.7	414	19	-	-	-	-	1818	69.9
1956-57	26	678	1874	.362	-	-	-	656	943	.696	1173	45.1	466	21	-	-	-	-	2012	77.4
1955-56	23	579	1645	.348	-	-	-	501	748	.670	1027	44.7	455	27	-	-	-	-	1659	72.1

## ACC GAMES ONLY

Year	G	FG	FGA	Pct	3P	3PA	Pct	FT	FTA	Pct	Reb	Avg	PF	dq	A	TO	Bl	St	Pts	Avg
2011-12	16	347	846	.410	91	272	.335	152	230	.661	526	32.9	266	2	170	216	63	86	937	58.6
2010-11	16	393	960	.409	106	334	.317	182	276	.659	552	34.5	341	4	220	224	59	153	1074	67.1
2009-10	16	415	956	.434	106	277	.383	196	317	.618	625	39.1	316	5	212	250	96	123	1132	70.8
2008-09	16	397	955	.416	99	288	.344	200	307	.651	595	37.2	334	6	226	280	89	130	1093	68.3
2007-08	16	438	931	.470	99	279	.355	263	380	.692	536	33.5	348	9	222	252	66	138	1238	77.4
2006-07	16	434	910	.477	88	256	.344	209	299	.699	523	32.7	343	9	223	242	50	144	1165	72.8
2005-06	16	411	896	.459	96	232	.414	203	299	.679	562	35.1	364	12	229	290	59	125	1121	70.1
2004-05	16	417	933	.447	82	272	.301	248	352	.705	597	37.3	342	7	225	249	72	132	1164	72.8
2003-04	16	405	903	.449	120	309	.388	280	392	.714	574	35.9	358	12	220	264	88	135	1210	75.6
2002-03	16	421	944	.446	81	249	.325	250	340	.735	583	36.4	320	7	227	234	88	113	1173	73.3
2001-02	16	424	964	.440	142	368	.386	227	322	.705	552	34.5	360	10	245	241	56	144	1217	76.1
2000-01	16	391	949	.412	132	356	.371	264	374	.706	561	35.1	347	11	230	251	70	107	1178	73.6
1999-00	16	342	890</																	

### Highest 3-Pt. FG Pct.

1.	.381 (106-278)	1982-83
2.	.379 (96-253)	1986-87
3.	.379 (196-517)	2010-11
4.	.374 (216-577)	1989-90
5.	.369 (178-482)	1999-00

\*3-pt line of 17-9 in effect only in 1982-83. Resumed at current distance in 1986-87.

### Lowest 3-Point FG Pct.

1.	.297 (218-733)	2003-04
2.	.300 (107-357)	1987-88
3.	.315 (202-641)	2004-05
4.	.315 (240-762)	2009-10
5.	.317 (175-552)	2000-01
6.	.319 (169-530)	1992-93

### Most Free Throws

1.	609	2007-08
2.	604	2003-04
3.	600	1971-72
4.	548	1985-86
5.	541	1957-58

### Fewest Free Throws

1.	295	1981-82
2.	299	1975-76
3.	310	1977-78
4.	314	1996-97
5.	318	1993-94

### Most Free Throw Att.

1.	909	2003-04
2.	867	2007-08
3.	828	1971-72
4.	779	1957-58
5.	777	2000-01

### Fewest Free Throw Att.

1.	427	1981-82
2.	439	1975-76
3.	460	1977-78
4.	479	1996-97
5.	485	1993-94

### Highest Free Throw Pct.

1.	.740 (548-741)	1965-66
2.	.733 (481-656)	1966-67
3.	.725 (600-828)	1971-72
4.	.722 (459-636)	1967-68
5.	.720 (403-560)	2011-12

### Lowest Free Throw Pct.

1.	.643 (382-594)	1997-98
2.	.646 (426-659)	1995-96
3.	.647 (442-683)	1991-92
4.	.654 (428-654)	1963-64
5.	.656 (318-485)	1993-94

### Most Rebounds

1.	1,418	2003-04
2.	1,340	1989-90
3.	1,336	1991-92
4.	1,315	1995-96
5.	1,306	1970-71

### Most Assists

1.	612	1989-90
2.	602	1987-88
3.	601	1995-96
4.	580	1991-92
5.	552	1988-89

### Most Steals

1.	308	1997-98
2.	303	1991-92
3.	293	1998-99
4.	292	1995-96
5.	284	2009-10

### Most Blocked Shots

1.	209	1997-98
2.	180	1991-92
3.	172	2003-04
4.	171	1998-99
5.	164	2002-03

### Most Fouls

1.	759	2003-04
2.	712	1984-85
3.	686	1989-90
4.	687	2009-10
5.	676	1985-86

# OPPONENT ANNUAL TEAM TOTALS

## ALL GAMES

Year	G	FG	FGA	Pct	3P	3PA	Pct	FT	FTA	Pct	Reb	Avg	PF	Dq	A	TO	Bl	St	Pts	Avg
2011-12	31	669	1658	.403	199	573	.347	403	560	.720	980	31.6	490	11	376	347	103	211	1940	62.6
2010-11	31	701	1592	.440	196	517	.379	481	719	.669	1071	34.5	563	7	394	514	83	200	2079	67.1
2009-10	36	818	2129	.384	240	762	.315	489	734	.666	1259	35.0	687	14	472	547	547	113	284	65.7
2008-09	31	769	1848	.416	201	620	.324	477	703	.679	1143	36.9	591	11	428	503	85	269	2216	71.5
2007-08	32	804	1780	.452	215	636	.338	609	867	.702	1111	34.7	675	21	441	520	108	243	2432	76.0
2006-07	32	746	1702	.438	200	605	.331	530	753	.704	982	30.7	616	19	450	503	97	224	2222	69.4
2005-06	28	685	1555	.441	166	483	.344	483	704	.686	918	32.8	525	12	444	432	74	241	2019	72.1
2004-05	32	735	1882	.391	202	641	.315	461	700	.659	1170	36.6	651	11	402	483	128	226	2133	66.7
2003-04	38	865	2228	.388	218	733	.297	604	909	.664	1418	37.3	759	18	468	640	124	267	2552	67.2
2002-03	31	777	1830	.425	204	567	.360	407	591	.689	1081	34.9	597	15	469	462	131	241	2165	69.8
2001-02	31	804	1792	.449	239	672	.356	529	759	.697	1131	36.5	574	9	512	500	97	237	2376	76.6
2000-01	30	740	1816	.407	175	552	.317	532	777	.685	1199	40.0	605	23	434	483	109	200	2187	72.9
1999-00	30	782	1842	.425	178	482	.369	400	574	.697	1100	36.7	516	21	460	427	70	255	2142	71.4
1998-99	31	850	1982	.429	177	520	.340	361	524	.689	1222	39.4	613	24	499	466	112	293	2238	72.2
1997-98	33	899	2193	.410	202	599	.337	382	594	.643	1276	38.7	666	17	497	524	98	308	2382	72.2
1996-97	27	642	1459	.440	139	409	.340	314	479	.656	916	33.9	466	10	364	378	66	223	1737	64.3
1995-96	36	1027	2276	.451	255	693	.368	426	659	.646	1315	36.5	662	11	601	530	121	292	2735	76.0
1994-95	30	829	1838	.451	195	517	.367	359	505	.711	1098	36.6	554	14	492	501	102	198	2130	73.4
1993-94	29	814	1897	.429	184	510	.361	318	485	.656	1149	39.6	495	9	455	424	83	218	2224	74.1
1992-93	30	863	2017	.428	169	530	.319	362	525	.690	1049	36.5	487	11	488	398	99	263	2257	75.2
1991-92	35	993	2368	.419	172	524	.328	442	683	.647	1336	38.2	666	19	580	-	115	303	2608	74.5
1990-91	30	864	2051	.421	181	497	.364	401	562	.714	1182	39.4	438	8	494	-	108	228	2310	77.0
1989-90	35	1093	2394	.457	216	577	.374	426	608	.701	1340	38.3	686	-	612	-	104	214	2828	80.8
1988-89	32	911	1999	.456	139	407	.342	413	612	.675	1077	33.7	579	16	552	-	64	203	2374	74.2
1987-88	32	961	2085	.461	107	357	.300	338	503	.672	1157	36.2	588	14	602	-	63	226	2368	74.0
1986-87	29	759	1629	.466	96	253	.379	372	542	.686	909	31.3	531	14	473	-	64	232	1986	68.5
1985-86	34	885	1971	.449	-	-	-	392	555	.706	1031	30.3	676	18	490	-	63	236	2162	63.5
1984-85	35	885	1998	.443	-	-	-	362	509	.711	1048	29.9	712	30	484	-	74	251	2132	60.9
1983-84	29	751	1681	.447	-	-	-	369	521	.708	931	32.1	564	16	417	-	75	176	1871	64.5
1982-83	28	736	1587	.464	106	278	.381	471	685	.688	1011	36.1	649	23	327	-	84	188	2049	73.2
1981-82	26	641	1333	.481	-	-	-	295	427	.691	696	26.8	441	8	278	-	77	148	1579	60.7
1980-81	27	778	1558	.499	-	-	-	374	549	.681	897	33.2	503	8	346	-	67	200	1930	71.5
1979-80	26	549	1112	.494	-	-	-	460	644	.714	668	25.7	468	18	241	-	49	177	1558	59.9
1978-79	26	653	1427	.458	-	-	-	361	508	.711	864	33.2	489	9	328	-	43	126	1667	64.1
1977-78	27	735	1484	.495	-	-	-	310	460	.674	866	32.1	454	27	348	-	45	128	1780	65.9
1976-77	28	731	1520	.481	-	-	-	411	611	.673	861	30.8	579	12	313	-	68	141	1873	66.9
1975-76	27	768	1582	.485	-	-	-	299	439	.681	934	34.6	545	25	282	-	-	-	1835	68.0
1974-75	26	893	1911	.467	-	-	-	358	514	.696	1069	41.1	544	14	341	-	-	-	2144	82.5
1973-74	26	847	1725	.491	-	-	-	524	744	.704	1231	47.3	544	15	394	-	-	-	2218	85.3
1972-73	25	828	1741	.476	-	-	-	439	644	.682	1009	47.3	514	16	506	-	-	-	2095	83.3
1971-72	26	797	1709	.466	-	-	-	600	828	.725	1263	48.6	568	16	426	-	-	-	2194	84.4
1970-71	32	898	2076	.433	-	-	-	507	744	.681	1306	40.8	625	27	382	-	-	-	2303	72.0
1969-70	27	785	1712	.459	-	-	-	445	659	.675	909	33.7	519	28	377	-	-	-	2015	74.6
1968-69	25	714	1619	.441	-	-	-	393	580	.678	882	35.3	460	20	315	-	-	-	1821	72.8
1967-68	25	671	1491	.450	-	-	-	459	636	.722	1057	42.3	418	12	332	-	-	-	1801	72.0
1966-67	26	737	1585	.465	-	-	-	481	656	.733	943	41.3	428	14	325	-	-	-	1955	75.2
1965-66	26	726	1531	.474	-	-	-	548	741	.740	1153	44.3	480	21	-	-	-	-	2000	76.9
1964-65	25	696	1532	.454	-	-	-	455	634	.718	1105	44.2	438	14	-	-	-	-	1847	73.9
1963-64	26	731	1806	.405	-	-	-	428	654	.654	1298	49.9	472	20	-	-	-	-	1890	72.7
1962-63	26	650	1564	.416	-	-	-	404	596	.678	1103	42.4	432	11	-	-	-	-	1704	65.5
1961-62	26	612	1486	.412	-	-	-	465	681	.683	1189	45.7	462	15	-	-	-	-	1689	65.0
1960-61																				

# SINGLE-GAME RECORDS

## TECH • TEAM

Most points in a game: 135 vs. Loyola Marymount (GT 135-94), 12-22-90  
Most points in a game, both teams: 229 vs. Loyola Marymount (GT 135-94), 12-22-90  
Most points in a loss: 112 vs. Wake Forest (WF 114-112, 2 ot), 3-8-07  
Most points in a half: 82 vs. Loyola Marymount (2nd), 12-22-90  
Most points in first half: 65 vs. Wofford, 11-29-82  
Most points in one OT period: 18 vs. NC State, 2-25-96  
Most points in all OT periods: 30 vs. Georgia (3 ot), 12-19-90; vs. Wake Forest (2 ot), 3-8-07  
Fewest points: 3 vs. Vanderbilt (Vanderbilt 28, GT 3), 2-27-20  
Largest victory margin: 59 vs. USC-Aiken (GT 119, USC-Aiken 60), 11-25-85  
Largest defeat margin: 69 by Georgia (Georgia 78, GT 9), 1-22-1909  
Most field goals: 52 vs. Furman, 2-8-66; USC-Aiken, 11-25-85  
Most field goals attempted: 120 vs. Tampa, 1-2-53  
Highest field goal percentage: .729 (35-48) vs. Presbyterian, 11-30-81  
Lowest field goal percentage: .200 (13-65) vs. Arkansas, 11-30-61  
Most 3-point field goals: 17 vs. Clemson, 1-24-01 (17-31)  
Most 3-point field goals attempted: 37 vs. North Carolina (made 16), 2-10-96  
Highest 3-point field goal percentage: .778 (7-9) vs. Texas, 11-27-91; vs. Maryland, 2-17-88; vs. Louisville, 1-6-88  
Most free throws: 46 vs. Furman, 12-2-72  
Most free throws attempted: 56 vs. Furman, 12-22-71  
Highest free throw percentage: 1.000 vs. Maryland (18-18), 2-2-85  
Lowest free throw percentage: .308 (4-13) vs. Illinois-Chicago, 11-25-05  
Most rebounds: 77 vs. Baylor, 12-4-58  
Most personal fouls: 38 (2 ot) vs. Wake Forest, 3-8-07; 37 (regulation) vs. Yale, 12-28-73  
Most assists: 34 vs. Youngstown State, 12-29-93  
Most blocked shots: 15 vs. University of the South, 12-13-82  
Most steals: 24 vs. Florida A&M, 11-26-94  
Fewest turnovers: 4 vs. LSU, 3-17-90; Wake Forest, 2-13-88

## TECH • INDIVIDUAL

Most points: 50, Kenny Anderson vs. Loyola Marymount, 12-22-90  
Most field goals: 18, Kenny Anderson vs. Loyola Marymount, 12-22-90; Rich Yunkus vs. Florida State, 1-24-70; vs. Georgia State, 2-17-70; Pres Judy vs. Florida State, 2-25-67  
Most field goals attempted: 32, Dennis Scott vs. LSU, 3-17-90; Sammy Drummer vs. DePaul, 1-2-79  
Highest field goal percentage (minimum 10 attempts): 1.000 (10-10), Matt Geiger vs. Clemson, 3-8-92  
Most 3-point field goals: 11, Dennis Scott vs. Houston, 12-28-88  
Most 3-point field goals attempted: 19, Dennis Scott vs. Houston, 12-28-88  
Highest 3-point field goal percentage (minimum 5 attempts): 1.000 (5-5), Tony Akins vs. Davidson, 12-19-01  
Most free throws: 19, Tom Hammonds vs. Iowa State, 3-18-88; Rich Yunkus vs. North Carolina, 2-14-70  
Most free throws attempted: 22, Kenny Anderson vs. Georgia, 12-19-90  
Highest free throw percentage (most attempts): 1.000 (15-15), Roger Kaiser vs. Oklahoma City, 2-14-59  
Most rebounds: 27, Eric Crake vs. Georgia, 2-4-53  
Most assists: 19, Craig Neal vs. Duke, 12-28-88  
Most steals: 8, Kenny Anderson vs. Duke, 1-30-91  
Most blocked shots: 11, Alvin Jones vs. Winthrop, 11-24-97

## BY OPPONENT • TEAM

Most points in a game: 121 by UCLA (UCLA 121-90), 12-27-69  
Most points in a Tech win: 108 by Clemson (GT 111-108), 1-24-01; Florida State (GT 111-108, 2 OT), 2-11-99  
Most points in a half: 67 by Illinois (1st half), 11-23-01  
Most points in first half: 67 by Illinois, 11-23-01  
Most points in one OT period: 24 by Clemson, 2-5-92  
Most points in all OT periods: 32 by Wake Forest, 3-8-07 (2 OT)  
Fewest points: 6 by Auburn (GT 21-6), 2-27-14  
Most field goals: 49 by UCLA, 12-27-69; NC State, 2-10-73  
Most field goals attempted: 103 by Loyola Marymount, 12-22-90  
Highest field goal percentage: .700 (28-40) by North Carolina, 1-23-82  
Lowest field goal percentage: .163 (13-80) by Kentucky, 1-2-60  
Most 3-point field goals: 15 by Louisville (26 attempts), 1-15-94; Presbyterian (31 attempts), 1-6-08  
Most 3-point field goals attempted: 41 by NC State (made 12), 1-24-04  
Highest 3-point field goal percentage (minimum 10 attempts): .786 (11-14) by Clemson, 1-12-11  
Most free throws: 41 by Maryland, 1-25-06  
Most free throws attempted: 52 by Rice, 12-16-63  
Lowest free throw percentage: .250 (4-16) by George Washington, 3-18-05  
Most rebounds: 68 by Tennessee, 1-24-59  
Most assists: 28 by Maryland, 2-16-00  
Most blocked shots: 13 by Duke, 2-5-05  
Most steals: 18 by Maryland, 2-21-99

## BY OPPONENT • INDIVIDUAL

**Most points:** 48, Rodney Monroe of NC State, 1-13-91  
**Most field goals:** 18, Evers Burns of Maryland, 2-6-93  
**Most field goals attempted:** 37, Rodney Monroe of NC State, 1-13-91  
**Most 3-point field goals:** 10, Keke Hicks of Coastal Carolina, 11-28-94  
**Most 3-point field goals attempted:** 18, Keke Hicks of Coastal Carolina, 11-28-94  
**Most free throws:** 15, Tony Windis of Wyoming, 12-22-58; Nik Caner-Medley, Maryland, 1-25-06  
**Most free throws attempted:** 19, Tony Windis of Wyoming, 12-22-58; Tyler Hansbrough, North Carolina, 2-15-06  
**Most rebounds:** 26, Bob Lienhard of Georgia, 12-7-67  
**Most assists:** 15, Chris Corchiani of NC State, 2-20-88; Ishmael Smith of Wake Forest, 3-8-07  
**Most blocked shots:** 8, Cedric Lewis of Maryland, 2-13-91  
**Most steals:** 9, Derrick Phelps of North Carolina, 2-2-92

## 30-Point Games

50	Kenny Anderson vs. Loyola Marymount (12-22-90)	32	Travis Best vs. East Carolina (12-3-94)
47	Rich Yunkus vs. Furman (1-15-70)	32	Michael Maddox vs. North Carolina (2-8-98)
47	Rich Yunkus vs. North Carolina (2-14-70)	32	Shaun Fein vs. Wofford (11-17-00)
42	Dennis Scott vs. Pittsburgh (12-4-89)	32	Lewis Clinch vs. Clemson (3-12-09)
42	Kenny Anderson vs. Howard (1-2-91)	32	Brian Oliver vs. Syracuse (11-27-10)
41	Rich Yunkus vs. Tulane (3-1-69)	31	Roger Kaiser vs. Furman (12-3-60)
41	Rich Yunkus vs. Florida State (1-24-70)	31	Dave Clark vs. NC State (2-12-66)
41	Kenny Anderson vs. Villanova (12-28-90)	31	Rich Yunkus vs. Pittsburgh (2-9-70)
40	Pres Judy vs. Florida State (2-25-67)	31	Rich Yunkus vs. Georgia (2-4-70)
40	Rich Yunkus vs. Georgia State (2-17-70)	31	Bob Seemer vs. Georgia (12-3-69)
40	Rich Yunkus vs. Georgia (12-4-70)	31	Tico Brown vs. Memphis State (1-17-77)
40	Tom Hammonds vs. Ga. State (1-10-89)	31	Lenny Horton vs. Wake Forest (1-26-80)
40	Dennis Scott vs. Minnesota (3-25-90)	31	Mark Price vs. Virginia (2-14-83)
40	Kenny Anderson vs. Georgia (12-19-90)	31	Duane Ferrell vs. DePaul (2-22-87)
39	Pete Silas vs. Furman (1-31-53)	31	Dennis Scott vs. George Washington (12-3-88)
39	Jim Wood vs. Georgia (3-5-75)	31	Tom Hammonds vs. Maryland (2-4-89)
39	Dennis Scott vs. Houston (12-28-88)	31	Dennis Scott vs. Duke (2-10-90)
39	Roger Kaiser vs. Kentucky (1-7-61)	31	Brian Oliver vs. Duke (3-10-90)
38	Rich Yunkus vs. UCLA (12-27-69)	31	Kenny Anderson vs. Michigan State (3-23-90)
37	Roger Kaiser vs. Ga. Southern (2-13-60)	31	Kenny Anderson vs. DePaul (3-15-91)
37	Pres Judy vs. NC State (1-14-67)	31	Malcolm Mackey vs. Ga. State (12-14-91)
37	Rich Yunkus vs. UTEP (12-20-68)	31	Matt Harpring vs. Florida State (2-18-98)
37	Rich Yunkus vs. Florida State (2-21-70)	31	Jason Floyd vs. Chas. Southern (11-16-98)
37	Rich Yunkus vs. Georgia (2-3-71)	31	Jason Floyd vs. Mount St. Mary's (12-30-98)
37	Rich Yunkus vs. Auburn (1-14-71)	31	Anthony Morrow vs. Tennessee St. (11-11-07)
37	Sammy Drummer vs. Campbell (2-26-79)	30	Jim Nolan vs. Oklahoma (2-21-48)
37	Dennis Scott vs. North Carolina (2-1-90)	30	Roger Kaiser vs. Louisiana State (2-8-60)
36	Phil Wagner vs. Tulane (1-6-68)	30	Mike Tomasovich vs. Tulane (2-12-62)
36	Rich Yunkus vs. Jacksonville (2-26-70)	30	Jim Caldwell vs. VMI (1-18-65)
36	Rich Yunkus vs. Auburn (1-17-70)	30	Phil Wagner vs. Georgia (12-7-67)
36	Sammy Drummer vs. Memphis (1-16-79)	30	Rich Yunkus vs. SMU (12-2-70)
36	Dennis Scott vs. Wake Forest (1-6-90)	30	Rich Yunkus vs. Jacksonville (2-8-69)
36	Dennis Scott vs. Duke (1-28-90)	30	Rich Yunkus vs. Clemson (1-20-71)
36	Dennis Scott vs. Maryland (2-13-90)	30	Tico Brown vs. East Carolina (2-17-79)
36	Dennis Scott vs. East Tennessee St. (3-15-90)	30	Sammy Drummer vs. So. Miss. (1-9-78)
36	James Forrest vs. Maryland (1-4-94)	30	Sammy Drummer vs. Georgia (1-11-78)
36	B.J. Elder vs. Clemson (1-27-04)	30	Mark Price vs. NC State (2-3-83)
35	Jim Caldwell vs. Texas Tech (12-30-64)	30	Tom Hammonds vs. Wake Forest (2-13-88)
35	Rich Yunkus vs. Clemson (1-6-71)	30	Tom Hammonds vs. East Carolina (1-4-89)
35	Sammy Drummer vs. Seton Hall (11-24-78)	30	Tom Hammonds vs. Wake Forest (1-7-89)
35	Brook Steppe vs. Virginia Tech (12-22-79)	30	Dennis Scott vs. Richmond (11-28-89)
35	Brook Steppe vs. Duke (2-20-82)	30	Dennis Scott vs. Pittsburgh (12-28-89)
35	Will Bynum vs. North Carolina (3-12-05)	30	Dennis Scott vs. Duke (1-11-90)
34	Joe Helms vs. Mississippi State (1-14-56)	30	Dennis Scott vs. Louisville (2-11-90)
34	Jim Caldwell vs. Furman (1-9-65)	30	Dennis Scott vs. LSU (3-17-90)
34	Duane Ferrell vs. Clemson (3-5-88)	30	Kenny Anderson vs. Minnesota (3-25-90)
34	Dennis Scott vs. Notre Dame (2-25-89)	30	Kenny Anderson vs. Maryland (2-13-91)
34	Brian Oliver vs. North Carolina (2-1-90)	30	James Forrest vs. Georgia State (12-12-92)
34	Brian Oliver vs. Clemson (3-3-90)	30	James Forrest vs. Coastal Carolina (11-28-94)
34	Gani Lawal vs. Penn State (12-3-08)	30	Travis Best vs. Maryland (2-4-95)
33	Terry Randall vs. Furman (12-8-56)	30	Drew Barry vs. North Carolina (2-10-96)
33	Jim Caldwell vs. Florida State (2-15-64)	30	Matt Harpring vs. Virginia (2-21-96)
33	Rich Yunkus vs. Florida State (2-18-69)	30	Matt Harpring vs. Coastal Carolina (12-17-97)
33	Rich Yunkus vs. Auburn (12-19-70)	30	Matt Harpring vs. North Carolina (2-8-98)
33	Brook Steppe vs. Ga. Southern (2-13-82)	30	Jason Collier vs. Florida State (2-11-99)
33	Mark Price vs. Virginia (3-12-83)	30	B.J. Elder vs. North Carolina (2-10-04)
33	Yvon Joseph vs. Central Michigan (12-17-83)	30	Will Bynum vs. Wake Forest (1-27-05)
33	Tom Hammonds vs. Iowa State (3-18-88)	30	Thaddeus Young vs. Wake Forest (3-8-07)
33	Brian Oliver vs. N.C. A&T (12-11-89)	30	Matt Causey vs. Virginia Tech (1-19-08)
33	Dennis Scott vs. Coastal Carolina (12-19-90)	30	Lewis Clinch vs. Miami (3-4-09)
33	Dennis Scott vs. North Carolina (2-28-90)	30	Iman Shumpert vs. North Carolina (1-16-10)
33	Malcolm Mackey vs. Morgan State (11-27-90)	30	Iman Shumpert vs. North Carolina (1-16-11)
33	Kenny Anderson vs. Virginia (2-19-91)		
33	Dion Glover vs. Seton Hall (3-11-98)		
33	Tony Akins vs. Florida State (2-21-00)		
33	Marvin Lewis vs. Florida State (1-14-03)		
32	Bud Blemker vs. Alabama (2-2-57)		
32	Roger Kaiser vs. Vanderbilt (1-16-60)		
32	Rich Yunkus vs. Jacksonville (1-6-69)		
32	Rich Yunkus vs. Georgia (12-5-68)		
32	Rich Yunkus vs. Tulane (2-23-70)		
32	Rich Yunkus vs. Tampa (2-26-71)		
32	Bob Murphy vs. Furman (12-22-71)		
32	Brook Steppe vs. Seton Hall (2-2-80)		
32	Sammy Drummer vs. Davidson (12-27-77)		
32	Dennis Scott vs. Georgia (12-16-89)		
32	Kenny Anderson vs. Pittsburgh (12-28-89)		
32	Dennis Scott vs. Clemson (1-25-90)		
32	Kenny Anderson vs. Notre Dame (2-24-90)		
32	Kenny Anderson vs. Fordham (12-8-90)		
32	Kenny Anderson vs. Wake Forest (1-6-91)		
32	Kenny Anderson vs. Clemson (1-24-91)		
32	Kenny Anderson vs. Duke (1-30-91)		
32	Jon Barry vs. Florida State (1-23-92)		
32	Travis Best vs. Georgia State (12-4-93)		



## Rebounds

- Eric Crake vs. Georgia (2-4-53)
- Jim Caldwell vs. Georgia (12-2-63)
- Pete Silas vs. Furman (1-31-53)
- Jim Caldwell vs. Mississippi State (1-25-65)
- Dick Lenhoff vs. Georgia (2-17-55)
- Dave Denton vs. Kentucky (1-27-58)
- Frank Inman vs. Florida (2-23-59)
- Jim Caldwell vs. Mississippi (1-11-64)
- Jim Caldwell vs. Georgia (1-21-64)
- Bill Cohen vs. Louisiana State (2-13-56)
- Jim Caldwell vs. Florida State (2-15-64)
- Jim Caldwell vs. Ohio State (1-2-65)
- Mike Green vs. St. Bonaventure (12-27-74)
- Pete Silas vs. Mississippi (2-7-53)
- Lenny Cohen vs. Duke (11-30-56)
- Dave Denton vs. Tulane (2-8-58)
- Alan Nass vs. Georgia (12-1-60)
- Jim Caldwell vs. Furman (12-3-62)
- Jim Caldwell vs. Vanderbilt (1-13-63)
- Jim Caldwell vs. Furman (1-9-65)
- Jim Wood vs. Presbyterian (1-24-75)
- Ivano Newbill vs. Tulane (12-27-90)
- Malcolm Mackey vs. Ohio State (3-17-91)
- Matt Geiger vs. St. Bonaventure (12-30-91)
- Alvin Jones vs. Iona (12-27-98)

## Field Goals

- Rich Yunkus vs. Georgia State (2-17-70)
- Rich Yunkus vs. Florida State (1-24-70)
- Prec Judy vs. Florida State (2-25-68)
- Kenny Anderson vs. Loyola Marymount (12-22-90)
- Pete Silas vs. Furman (1-31-53)
- Rich Yunkus vs. Tulane (3-1-69)
- Rich Yunkus vs. Furman (1-15-70)
- Roger Kaiser vs. Georgia Southern (2-3-60)
- Rich Yunkus vs. Georgia (12-4-70)
- Rich Yunkus vs. Georgia (2-3-71)
- Rich Yunkus vs. UCLA (12-27-69)
- Jim Wood vs. Georgia (3-5-75)
- James Forrest vs. Maryland (1-4-94)
- Last: Gani Lawal vs. Penn State (12-3-08)

## Field Goal Attempts

- Sammy Drummer vs. DePaul (1-2-79)
- Dennis Scott vs. Louisiana State (3-17-90)
- Jim Caldwell vs. Texas Tech (12-30-64)
- Sammy Drummer vs. Georgia (1-11-78)
- Pete Silas vs. Tampa (1-2-53)
- Rich Yunkus vs. Texas El Paso (12-20-68)
- Rich Yunkus vs. SMU (12-10-69)
- Rich Yunkus vs. UCLA (12-27-69)
- Kenny Anderson vs. Howard (1-2-91)
- Last: Glen Rice vs. Florida State (2-10-11)

## 3-Point Field Goals

- Dennis Scott vs. Houston (12-28-88)
- Dennis Scott vs. North Carolina (1-28-89)
- Drew Barry vs. North Carolina (2-10-96)
- Tony Akins vs. Florida State (2-21-00)
- Lewis Clinch vs. Miami (3-4-09)
- Mark Price vs. Virginia (3-12-83)
- Dennis Scott vs. Georgia State (1-12-88)
- Dennis Scott vs. Pittsburgh (12-4-89)
- Fred Vinson vs. North Carolina (2-12-94)
- Dennis Scott vs. Coastal Carolina (11-28-88)
- Dennis Scott vs. North Carolina (3-1-89)
- Brian Oliver vs. Wake Forest vs. (2-7-90)
- Dennis Scott vs. Maryland (2-13-90)
- Dennis Scott vs. North Carolina (2-28-90)
- Dennis Scott vs. Minnesota (3-25-90)
- Dennis Scott vs. UNLV (3-31-90)
- Kenny Anderson vs. Howard (1-2-91)
- Jon Barry vs. Wake Forest (1-18-92)
- Shaun Fein vs. Wofford (11-17-00)
- Shaun Fein vs. Clemson (1-24-01)
- B.J. Elder vs. North Carolina (2-10-04)
- B.J. Elder vs. Michigan (11-30-04)
- Anthony Morrow vs. Michigan St. (11-30-05)
- Anthony Morrow vs. Win-Salem St. (1-3-07)
- Matt Causey vs. Virginia Tech (1-19-08)
- Lewis Clinch vs. Florida State (3-13-09)

## 3-Point Field Goal Attempts

- Dennis Scott vs. Houston (12-28-88)
- Dennis Scott vs. North Carolina (1-28-89)
- Lewis Clinch vs. Florida State (3-13-09)
- Drew Barry vs. North Carolina (2-10-96)
- Kenny Anderson vs. Howard (1-2-91)
- Lewis Clinch vs. Miami (3-4-09)
- Dennis Scott vs. North Carolina (3-10-89)
- Dennis Scott vs. North Carolina (2-28-90)
- Lewis Clinch vs. North Carolina (2-28-09)

## Free Throws

- Rich Yunkus vs. North Carolina (2-14-70)
- Tom Hammonds vs. Iowa State (3-18-88)
- Frank Samoylo vs. Georgia (2-2-72)
- Kenny Anderson vs. Georgia (12-19-90)
- Gani Lawal vs. Charlotte (1-2-10)
- Bobby Kimmel vs. Canisius (12-31-55)
- Roger Kaiser vs. Kentucky (1-25-60)
- Rich Yunkus vs. Jacksonville (2-26-70)
- Peanut Murphy vs. Furman (12-22-71)
- Last time: Travis Best vs. Maryland (2-4-95)

## Free Throw Attempts

- Kenny Anderson vs. Georgia (12-19-90)
- Tom Hammonds vs. Iowa State (3-18-88)
- Jeremis Smith vs. Georgia (12-7-05)
- Bobby Kimmel vs. Canisius (12-31-55)
- Rich Yunkus vs. North Carolina (2-14-70)
- Rich Yunkus vs. Jacksonville (2-26-70)
- Frank Samoylo vs. Georgia (2-2-72)
- Gani Lawal vs. Charlotte (1-2-10)
- Terry Randall vs. Kentucky (1-5-57)
- Roger Kaiser vs. Kentucky (1-30-61)
- Peanut Murphy vs. Furman (12-22-71)
- Alvin Jones vs. Charleston So. (11-16-98)
- Gani Lawal vs. Chattanooga (12-14-09)

## Assists

- Craig Neal vs. Duke (2-28-88)
- Kenny Anderson vs. Pittsburgh (12-28-89)
- Craig Neal vs. Virginia (2-25-88)
- Kenny Anderson vs. North Carolina (2-1-90)
- Mark Price vs. Monmouth (1-17-85)
- Craig Neal vs. Duke (2-3-88)
- Craig Neal vs. Maryland (2-8-88)
- Craig Neal vs. NC State (2-20-88)
- Brian Oliver vs. Clemson (1-25-89)
- Steve Sherbak vs. Oklahoma City (2-28-73)
- Craig Neal vs. North Carolina A&T (1-14-87)
- Craig Neal vs. Maryland (2-17-88)
- Kenny Anderson vs. Fordham (2-15-90)
- Kenny Anderson vs. Morgan State (11-27-90)
- Kenny Anderson vs. North Carolina (1-27-91)
- Jon Barry vs. NC State (2-29-92)
- Drew Barry vs. Virginia (1-22-95)
- Last time: Iman Shumpert vs. Penn State (12-3-08)

## Steals

- Kenny Anderson vs. Duke (1-30-91)
- Mark Price vs. Clemson (1-26-84)
- 7 Mark Price vs. Texas A&M (12-20-85)
- 7 Travis Best vs. Georgia State (12-12-92)
- 7 Stephon Marbury vs. Georgetown (11-22-95)
- 7 Jarrett Jack vs. NC State (3-14-03)
- 7 Javaris Crittenton vs. Clemson (2-3-07)
- 7 Iman Shumpert vs. Virginia Tech (2-25-11)
- 6 Mark Price vs. Clemson (3-7-86)
- 6 Bruce Dalrymple vs. Virginia (3-8-85)
- 6 George Thomas vs. Newberry (1-12-81)
- 6 Kenny Anderson vs. Georgia (12-19-90)
- 6 Kenny Anderson vs. Howard (1-2-91)
- 6 Matt Harpring vs. Florida A&M (11-26-94)
- 6 Travis Best vs. East Carolina (12-3-94)
- 6 Travis Best vs. Cincinnati (12-28-94)
- 6 Matt Harpring vs. Florida State (1-29-95)
- 6 Drew Barry vs. NC State (2-25-95)
- 6 Drew Barry vs. Manhattan (11-15-95)
- 6 Tony Akins vs. Kentucky (12-19-98)
- 6 Shaun Fein vs. Florida A&M (2-5-00)
- 6 Jarrett Jack vs. Hofstra (11-20-03)
- 6 Iman Shumpert vs. Clemson (2-22-09)
- 6 Iman Shumpert vs. Virginia Tech (3-6-10)
- 6 Iman Shumpert vs. Wake Forest (3-3-11)

## Blocked Shots

- Alvin Jones vs. Winthrop (11-24-97)
- Alvin Jones vs. Georgetown (3-16-98)
- Alvin Jones vs. Charleston So. (11-16-98)
- Alvin Jones vs. Ga. Southern (1-28-98)
- Alvin Jones vs. Delaware State (12-6-97)
- Alvin Jones vs. Coastal Carolina (12-17-97)
- Alvin Jones vs. Mt. St. Mary's (12-30-98)
- Alvin Jones vs. Mercer (11-19-99)
- Alvin Jones vs. Harvard (12-28-00)
- Alvin Jones vs. Maryland (1-5-01)
- Alvin Jones vs. North Texas (12-31-97)
- Alvin Jones vs. Virginia (2-9-00)
- John Salley vs. Wake Forest (2-10-85)
- Matt Geiger vs. Virginia (3-13-92)
- Eddie Elisma vs. Manhattan (11-15-95)
- Daniel Miller vs. Charleston Southern (11-12-10)

# ACC Game Highs

## 30-Point Games

- Dennis Scott vs. North Carolina (2-1-90)
- Dennis Scott vs. Wake Forest (1-6-90)
- Dennis Scott vs. Duke (1-28-90)
- Dennis Scott vs. Maryland (2-13-90)
- James Forrest vs. Maryland (1-4-94)
- B.J. Elder vs. Clemson (1-27-04)
- Brook Stepp vs. Duke (2-20-82)
- Will Bynum vs. North Carolina (3-12-05)
- Duane Ferrell vs. Clemson (3-5-88)
- Brian Oliver vs. North Carolina (2-1-90)
- Brian Oliver vs. Clemson (3-3-90)
- Mark Price vs. Virginia (3-12-83)
- Dennis Scott vs. Virginia (2-28-90)
- Kenny Anderson vs. North Carolina (2-19-91)
- Tony Akins vs. Florida State (2-21-00)
- Marvin Lewis vs. Florida State (1-14-03)
- Dennis Scott vs. Clemson (1-25-90)
- Kenny Anderson vs. Wake Forest (1-6-91)
- Kenny Anderson vs. Clemson (1-24-91)
- Jon Barry vs. Florida State (1-23-92)
- Michael Maddox vs. North Carolina (2-8-98)
- Lewis Clinch vs. Clemson (3-12-09)
- Lenny Horton vs. Wake Forest (1-26-80)
- Mark Price vs. NC State (2-3-83)
- Mark Price vs. Virginia (2-14-83)
- Tom Hammonds vs. Maryland (2-4-89)
- Dennis Scott vs. Duke (3-10-90)
- Brian Oliver vs. Duke (3-10-90)
- Matt Harpring vs. Florida State (2-18-98)
- Tom Hammonds vs. Wake Forest (2-13-88)
- Tom Hammonds vs. Wake Forest (1-7-89)
- Dennis Scott vs. Duke (1-11-90)
- Kenny Anderson vs. Maryland (2-13-91)
- Travis Best vs. Maryland (2-4-95)
- Drew Barry vs. North Carolina (2-10-96)
- Matt Harpring vs. Virginia (2-21-96)
- Matt Harpring vs. North Carolina (2-8-98)
- Jason Collier vs. Florida State (2-11-99)
- B.J. Elder vs. North Carolina (2-10-04)
- Will Bynum vs. Wake Forest (1-27-05)
- Thaddeus Young vs. Wake Forest (3-8-07)
- Matt Causey vs. Virginia Tech (1-19-08)
- Lewis Clinch vs. Miami (3-4-09)
- Iman Shumpert vs. North Carolina (1-16-10)
- Iman Shumpert vs. North Carolina (1-16-11)

## Free Throws

- Lenny Horton vs. NC State (12-29-79)
- Travis Best vs. Maryland (2-4-95)
- Alvin Jones vs. Clemson (1-24-01)
- Mark Price vs. Duke (3-9-85)
- Jason Collier vs. Virginia (2-25-99)
- Maurice Miller vs. Virginia Tech (2-23-08)
- Brian Oliver vs. Wake Forest (1-7-89)
- Brian Oliver vs. Wake Forest (2-17-90)
- Matt Harpring vs. Maryland (2-21-98)
- Last time: Gani Lawal vs. Wake Forest (1-31-09)

## Free Throw Attempts

- Alvin Jones vs. Clemson (1-24-01)
- Lenny Horton vs. NC State (12-29-78)
- Brian Oliver vs. NC State (2-17-90)
- Travis Best vs. Maryland (2-4-95)
- Jason Collier vs. Virginia (2-25-99)
- Alvin Jones vs. Florida State (1-24-01)
- Last time: Gani Lawal vs. Wake Forest (1-31-09)

## 3-Point Field Goals

- Dennis Scott vs. North Carolina (1-28-89)
- Drew Barry vs. North Carolina (2-10-96)
- 9 Tony Akins vs. Florida State (2-21-00)
- Lewis Clinch vs. Miami (3-4-09)
- 8 Mark Price vs. Virginia (3-12-83)
- 8 Fred Vinson vs. North Carolina (2-12-94)
- Dennis Scott vs. North Carolina (3-1-89)
- Dennis Scott vs. Wake Forest (2-7-90)
- Dennis Scott vs. Maryland (2-13-90)
- Dennis Scott vs. North Carolina (2-28-90)
- 7 Jon Barry vs. Wake Forest (1-18-92)
- 7 Shaun Fein vs. Clemson (1-24-01)
- 7 B.J. Elder vs. North Carolina (2-10-04)
- 7 Matt Causey vs. Virginia Tech (1-19-08)
- 7 Lewis Clinch vs. Florida State (3-13-09)

## 3-Point Field Goal Attempts

- Dennis Scott vs. North Carolina (1-28-89)
- Dennis Scott vs. Florida State (3-13-09)
- Drew Barry vs. North Carolina (2-10-96)
- Lewis Clinch vs. Miami (3-4-09)
- Dennis Scott vs. North Carolina (3-10-89)
- Dennis Scott vs. North Carolina (2-28-90)
- Lewis Clinch vs. North Carolina (2-28-09)
- Dennis Scott vs. North Carolina (3-1-89)
- Dennis Scott vs. Virginia (2-22-90)
- Fred Vinson vs. Maryland (1-4-94)
- Matt Harpring vs. Clemson (1-30-97)
- Tony Akins vs. Florida State (2-21-00)

## Assists

- Craig Neal vs. Duke (2-28-88)
- Craig Neal vs. Virginia (2-25-88)
- Kenny Anderson vs. North Carolina (2-1-90)
- Craig Neal vs. Duke (2-3-88)
- Craig Neal vs. Maryland (2-8-88)
- Brian Oliver vs. NC State (2-20-88)
- Dennis Scott vs. North Carolina (1-25-89)
- Craig Neal vs. Maryland (2-17-88)
- Kenny Anderson vs. North Carolina (1-27-90)
- Jon Barry vs. NC State (2-29-92)
- Drew Barry vs. Virginia (1-22-95)

## Steals

- Kenny Anderson vs. Duke (1-30-91)
- Mark Price vs. Clemson (1-26-84)
- Jarrett Jack vs. NC State (3-14-03)
- Javaris Crittenton vs. Clemson (2-3-07)
- Iman Shumpert vs. Virginia Tech (1-25-11)
- 6 Mark Price vs. Clemson (3-7-86)
- 6 Bruce Dalrymple vs. Virginia (3-8-85)
- 6 Matt Harpring vs. Florida State (1-29-95)
- Drew Barry vs. NC State (2-25-95)
- Iman Shumpert vs. Clemson (2-22-09)
- Iman Shumpert vs. Virginia Tech (3-6-10)
- Iman Shumpert vs. Wake Forest (3-3-11)

## Blocked Shots

- Alvin Jones vs. Maryland (1-6-01)
- John Salley vs. Wake Forest (2-10-85)
- Matt Geiger vs. Virginia (3-13-92)
- Alvin Jones vs. Virginia (2-9-00)
- Alvin Jones vs. NC State (1-25-98)
- Alvin Jones vs. Maryland (1-21-98)
- Alvin Jones vs. NC State (2-2-99)
- Alvin Jones vs. Virginia (3-9-01)
- Alade Aminu vs. Wake Forest (1-31-09)
- Gani Lawal vs. Boston College (1-20-09)

## Rebounds

- Alvin Jones vs. North Carolina (2-3-01)
- Gani Lawal vs. Miami (2-10-10)
- Derrick Favors vs. Maryland (2-20-10)
- Malcolm Mackey vs. NC State (1-27-91)
- Malcolm Mackey vs. Maryland (1-5-93)
- Alvin Jones vs. Florida State (2-11-99)
- Luke Schenscher vs. North Carolina (3-12-04)
- Gani Lawal vs. Duke (1-14-09)
- Gani Lawal vs. Maryland (1-10-09)
- Tom Hammonds vs. N. Carolina (3-10-89)
- Malcolm Mackey vs. Duke (1-11-90)
- Malcolm Mackey vs. NC State (3-8-91)
- Malcolm Mackey vs. Maryland (2-6-93)
- Matt Harpring vs. North Carolina (2-8-98)
- Alvin Jones vs. North Carolina (3-10-01)
- Tom Hammonds vs. Maryland (2-17-88)
- Malcolm Mackey vs. NC State (3-9-90)
- Malcolm Mackey vs. Clemson (1-24-91)
- Matt Harpring vs. North Carolina (1-10-96)
- Matt Harpring vs. Wake Forest (2-11-98)
- Luke Schenscher vs. Virginia (1-8-05)
- Luke Schenscher vs. Clemson (3-5-05)

## Field Goals

- James Forrest vs. Maryland (1-4-94)
- Lenny Horton vs. Wake Forest (1-26-80)
- Duane Ferrell vs. Clemson (3-5-88)
- Duane Ferrell vs. NC State (2-20-88)
- Tom Hammonds vs. Duke (2-28-88)
- Kenny Anderson vs. Virginia (2-19-91)
- Mark Price vs. Duke (2-23-85)
- Tom Hammonds vs. NC State (2-20-88)
- James Forrest vs. Duke (3-12-93)
- Michael Maddox vs. North Carolina (2-8-98)
- Iman Shumpert vs. North Carolina (1-16-11)

## Field Goal Attempts

- Dennis Scott vs. Duke (1-11-90)
- Dennis Scott vs. North Carolina (2-1-90)
- Glen Rice, Jr. vs. Florida State (2-10-11)
- Dennis Scott vs. North Carolina (2-28-90)
- Dennis Scott vs. Maryland (2-13-90)
- Michael Maddox vs. North Carolina (2-8-98)
- Tom Hammonds vs. NC State (2-20-88)
- Kenny Anderson vs. Clemson (1-25-90)
- Dennis Scott vs. Duke (3-10-90)
- Travis Best vs. Duke (2-9-95)
- Matt Harpring vs. North Carolina (2-8-98)

# SINGLE-GAME TEAM HIGHS

## 100-Point Games

**135** Loyola Marymount (12-22-90)  
**121** Georgia State (1-10-89)  
**120** Texas (11-27-91)  
**119** USC-Aiken (11-25-85)  
**114** Alcorn State (11-20-88)  
**113** Arkansas-Pine Bluff (11-23-02)  
**112** Texas Christian (12-1-65)  
**112** Georgia, 3 ot (12-19-90)  
**112** Florida A&M (12-1-92)  
**112** Florida A&M (11-26-94)  
**112** Lafayette (12-10-94)  
**112** Wake Forest, 2 ot (3-8-07)  
**111** Georgia State (1-12-88)  
**111** Pittsburgh (11-28-89)  
**111** Florida State, 2 ot (2-11-99)  
**111** Clemson (1-24-01)  
**110** Wyoming (12-22-58)  
**110** Furman (2-8-66)  
**109** Coastal Carolina (12-19-89)  
**108** Tennessee Tech (12-14-78)  
**108** Augusta (12-12-87)  
**108** Georgia State (11-24-89)  
**106** South Carolina State (1-13-83)  
**105** Youngstown State (12-29-92) 105  
**Virginia** (2-14-98)  
**104** North Carolina (2-14-70)  
**104** Maryland (2-17-88)  
**103** Charleston Southern (11-16-98)  
**103** Boston College (3-17-96)  
**103** Georgia State (11-16-06)  
**102** Tulane (3-1-71)  
**102** North Carolina (2-1-90)  
**102** Georgia State (12-12-92)  
**102** Wake Forest, ot (1-27-05)  
**101** Georgia State (2-17-70)  
**101** Baptist (12-10-88)  
**101** North Carolina A&T (12-11-89)  
**101** Wake Forest (1-6-91)  
**101** Clemson (3-8-92)  
**100** Western Carolina (2-1-79)  
**100** Southern Illinois (1-5-70)  
**100** Augusta (11-24-90)  
**100** East Carolina (12-3-94)  
**100** Maryland (2-4-95)  
**100** North Carolina, 2 ot (2-8-98)  
**100** Grambling State (11-24-99)  
**100** Jackson State (11-13-06)  
**100** Florida A&M (11-14-09)\*

\* Last time Tech scored 100 points

## Fewest Points

3 Vanderbilt (2-27-1920)  
4 Macon YMCA (2-14-1920)  
6 Auburn (2-17-1906)  
8 Auburn (2-4-1909)  
8 Georgia (2-14-1914)  
9 Georgia (1-22-1909)  
11 Chattanooga (2-7-1920)  
12 Atlanta Athletic Club (1-28-1909)  
12 Georgia (2-15-1913)

## Since 1949-50

34 NC State (12-30-49)  
36 Auburn (2-7-61)  
36 Miami (3-8-12)  
37 Virginia (12-1-79)  
37 Boston College (1-19-80)  
37 Clemson (2-21-12)  
38 Wake Forest (2-6-82)  
38 Georgia (12-6-80)  
38 Virginia (1-19-12)  
39 North Carolina (3-4-82)  
39 Cincinnati (3-2-78)  
39 Auburn (2-5-62)  
39 Alabama (1-14-50)  
39 Kentucky (12-19-98)

## Largest Margin of Victory

61 Southern Bell (1-28-27)  
59 USC-Aiken (11-25-85)  
57 Baptist (12-27-78)  
56 Florida A&M (11-26-94)  
53 Md.-Eastern Shore (1-3-85)

51 Tennessee State (12-6-03)  
51 Winston-Salem State (1-3-07)  
50 Marist (12-23-03)  
47 Maine (1-4-70)  
45 Tennessee Tech (12-14-78)  
45 Chattanooga (1-2-50)  
45 Centenary (12-22-07)  
45 Winston-Salem State (11-14-08)  
44 Wofford (11-29-82)  
44 Univ. of the South (12-13-82)  
44 Wofford (1-31-77)  
43 Flagler (12-12-83)  
43 Naval Air Station (1-14-44)  
43 Wofford (11-17-00)  
43 Elon (11-10-06)

## Largest Margin of Defeat

69 Georgia (1-22-1909)  
60 Macon YMCA (1-17-20)  
56 Georgia (1-29-1909)  
53 Kentucky (1-7-56)  
52 Kentucky (1-9-54)  
51 Kentucky (2-2-54)  
50 Georgia (2-14-14)  
47 Furman (2-11-54)  
46 Kentucky (2-19-49)  
45 North Carolina (2-12-72)

## Most Points in a Half

82 Loyola Marymount (12-22-90, 2nd)  
67 Georgia State (1-10-89, 2nd)  
67 Youngstown State (12-29-92, 2nd)  
65 Wofford (11-29-82, 1st)  
64 Texas (11-27-91, 2nd)  
64 Louisville (12-20-98, 2nd)  
64 Tennessee State (11-11-07, 2nd)  
63 Pittsburgh (12-28-89, 2nd)  
63 Ark.-Pine Bluff (11-23-02, 2nd)  
62 USC-Aiken (11-25-85, 1st)  
62 Coastal Carolina (12-19-89, 1st)  
62 Maryland (2-4-95, 2nd)  
62 Tennessee State (12-6-03, 2nd)  
62 Memphis (11-21-06, 2nd)  
61 Augusta (12-12-87, 1st)  
61 Georgia State (1-12-88, 2nd)  
61 Lafayette (12-10-94, 1st)  
60 Florida A&M (12-1-92, 2nd)  
60 Florida A&M (11-26-94, 2nd)

## Most Points - 1st Half

65 Wofford (11-29-82)  
62 USC-Aiken (11-25-85)  
62 Coastal Carolina (12-19-90)  
61 Augusta (12-12-87)  
61 Lafayette (12-10-94)

## Most Points - 2nd Half

82 Loyola Marymount (12-22-90)  
67 Georgia State (1-10-89)  
67 Youngstown State (12-29-92)  
64 Texas (11-27-91)  
64 Louisville (12-20-98)  
64 Tennessee State (11-11-07)  
63 Pittsburgh (12-28-89)  
63 Arkansas-Pine Bluff (11-23-02)  
62 Maryland (2-4-95)  
62 Tennessee State (12-6-03)  
62 Memphis (11-21-06)  
61 Georgia State (1-12-88)  
60 Florida A&M (12-1-92)  
60 Florida A&M (11-26-94)  
60 Florida A&M (2-5-00)

## Most Points - OT Period

18 NC State (2-25-96)  
17 Wake Forest (3-8-07, 1st ot)  
16 Auburn (2-4-57)  
16 NC State (2-29-92)  
16 Virginia (1-27-08)  
15 Wake Forest (3-1-08)  
14 Georgia (1-11-61)  
14 Georgia (2-23-63)  
14 St. Bonaventure (2-28-74)  
14 Notre Dame (2-24-90)  
14 Georgia, 3rd ot (12-18-90)  
14 Vanderbilt (12-18-93)  
14 Virginia (2-25-99)

\*Tech scored 19 in exhibition game vs. Marathon Oil (11-17-84)

## Rebounds

77 Baylor (12-4-58)  
73 South Carolina (12-20-58)  
72 Georgetown (12-21-63)  
70 Loyola Marymount (12-22-90)  
68 Hawaii (1-25-69)  
68 Oklahoma City (2-14-59)  
67 Georgia (12-11-58)  
67 Wyoming (12-22-58)  
67 Howard (1-3-57)  
67 Georgia State (1-10-89)  
66 Furman (1-2-58)  
66 Ga. Teachers College (12-1-58)

## Field Goals Made

52 USC-Aiken (11-25-85)  
52 Furman (2-8-66)  
51 Tennessee Tech (12-14-78)  
51 Loyola Marymount (12-22-90)  
48 Wofford (11-29-82)  
48 Baptist (11-27-78)  
45 Augusta (12-12-87)  
44 Georgia State (2-17-70)  
44 Florida State (2-25-67)  
44 Tulane (2-17-66)  
44 Alcorn State (11-20-88)  
44 Georgia State (11-24-89)  
44 Georgia State (12-12-92)  
44 Florida A&M (11-26-94)

## Field Goal Attempts

120 Tampa (1-2-53)  
104 Mississippi (2-7-53)  
104 Furman (1-13-55)  
100 South Carolina (2-19-55)  
98 Southern Miss. (1-31-74)  
97 South Carolina (12-20-58)  
97 Loyola Marymount (12-22-90)  
95 South Carolina (12-20-56)  
95 William & Mary (12-21-64)  
93 Auburn (12-13-73)

## Highest Field Goal Pct.

.729 (35-48) Presbyterian (11-30-81)  
.720 (36-50) Texas (12-27-85)  
.719 (41-57) Monmouth (1-17-85)  
.712 (37-52) Kentucky State (1-30-10)  
.708 (34-48) Maryland (2-22-86)  
.702 (33-47) Duke (2-20-82)  
.681 (32-47) East Carolina (2-17-79)  
.679 (36-53) NC State (1-27-93)  
.667 (52-78) USC-Aiken (11-25-85)  
.667 (40-60) Old Dominion (12-17-85)  
.661 (37-56) Md.-Eastern Shore (1-38-5)  
.660 (31-47) Louisville (2-14-78)  
.654 (34-52) West Chester (12-16-81)  
.653 (32-49) Alabama (12-21-79)  
.652 (45-69) Augusta (12-12-87)  
.652 (30-46) Francis Marion (2-10-82)

## Lowest Field Goal Pct.

.200 (13-65) Arkansas (12-30-61)  
.220 (18-82) Florida (2-27-56)  
.237 (14-59) Auburn (2-3-59)  
.239 (17-71) Auburn (12-7-64)  
.241 (13-54) Auburn (1-23-62)  
.242 (15-62) Kentucky (12-19-98)  
.250 (13-52) Auburn (2-7-61)  
.254 (18-71) Florida State (2-28-01)  
.260 (19-73) Kentucky (1-28-57)  
.260 (20-77) Georgia (12-29-60)  
.263 (20-76) Oklahoma City (2-14-59)  
.264 (19-72) Duke (11-30-56)  
.272 (22-81) Ga. Teachers Coll. (12-1-58)  
.274 (20-73) N. Carolina (1-29-00)  
.292 (14-48) Virginia (1-19-12)  
\*Last Tech team to shoot under 30 percent

## 3-Point Field Goals

17 Clemson (1-24-01)  
16 North Carolina (2-10-96)  
16 Boston College (3-17-96)  
15 The Citadel (11-20-98)  
15 Virginia (2-23-02)  
15 Seton Hall (3-11-98)

15 North Carolina (2-12-94)  
14 Last time: Cornell (1-8-03)

## 3-Point FG Attempts

37 North Carolina (2-10-96)  
35 North Carolina (2 ot) (2-8-98)  
34 Florida State (2 ot) (2-11-99)  
34 The Citadel (11-20-98)  
34 Grambling State (11-4-99)  
34 Georgia (12-8-99)  
34 Morehead State (12-18-99)  
34 Kentucky (1-5-00)  
33 Maryland (2-19-97)  
33 Maryland (1-4-94)  
33 North Carolina (3-10-01)

## Highest 3-Point FG Pct.

**Minimum 8 attempts**  
.778 (7-9) Texas (11-27-91)  
.778 (7-9) Louisville (1-6-88)  
.778 (7-9) Maryland (2-17-88)  
.750 (9-12) Maryland (2-8-88)  
.750 (6-8) Duke (1-10-93)  
.727 (8-11) Alcorn State (1-18-89)  
.688 (11-16) Coastal Carolina (12-19-89)  
.667 (6-9) Vanderbilt (1-3-06)  
.667 (8-12) Maryland (3-12-10)  
.636 (7-11) Duke (1-28-90)  
.625 (10-16) Louisville (2-10-90)  
.619 (13-21) UNC Greensboro (12-28-99)  
.611 (11-18) Florida State (2-9-06)

## Fewest 3-Pt. Field Goals

**(made-attempts)**  
0-0 Boston College (2-19/86)  
0-0 SMU (12/20/86)  
0-0 Rutgers (12/27/86)  
0-0 Old Dominion (1/12/87)  
0-1 North Carolina (1/24/87)  
0-1 Maryland (2/1/87)  
0-2 Air Force (12/11/04)  
0-3 Pennsylvania (12/1/86)  
0-3 Duke (1/29/87)  
0-3 Virginia (3/6/87)  
0-4 North Carolina A&T (1/14/87)  
0-5 Duke (2/23/05)

## Free Throws

46 Furman (12-22-71)  
40 North Carolina (2-14-70)  
40 Canisius (12-31-55)  
37 Auburn (12-9-70)  
37 Florida State (1-31-66)  
37 Notre Dame (2-25-89)  
36 Rice (1-2-71)  
36 Florida (2-28-55)  
36 Iowa State (3-18-88)  
35 Alabama (12-30-58)  
35 Memphis (11-21-06)

## Free Throw Attempts

56 Furman (12-22-71)  
53 Charleston Southern (11-16-98)  
51 Canisius (12-31-55)  
51 Vanderbilt (1-26-53)  
50 Georgia (2-2-72)  
50 Kentucky (1-5-57)  
50 Memphis (11-21-06)  
49 Arkansas-Pine Bluff (11-23-02)  
48 Florida (12-29-52)  
47 Auburn (12-9-70)  
47 North Carolina (2-14-70)  
47 Wyoming (12-22-58)  
47 Furman (1-13-55)  
46 Florida State (1-31-66)  
46 Alabama (12-30-58)  
46 Louisiana State (2-13-56)  
46 Georgia, 3 ot (12-19-90)

## Highest Free Throw Pct.

**Minimum 15 attempts**  
1.000 (18-18) Maryland (2-2-85)  
1.000 (15-15) Baptist (11-27-78)  
.964 (27-28) Maryland (1-3-96)  
.960 (24-25) Oklahoma State (3-19-10)  
.958 (23-24) Florida State (2-15-65)

.957 (22-23) Duke (2-26-83)  
.957 (22-23) Maryland (2-4-89)  
.955 (21-22) Florida State (2-24-68)  
.944 (17-18) Connecticut (2-11-07)  
.941 (16-17) Richmond (12-22-88)  
.941 (16-17) Wake Forest (3-2-05)  
.933 (14-15) Duke (1-30-84)  
.933 (14-15) NC State (12-19-62)  
.931 (27-29) Auburn (2-15-72)  
.920 (23-25) Rice (12-5-64)  
.920 (23-25) Georgia (1-11-61)

## Lowest Free Throw Pct.

**Minimum 15 attempts**  
.333 (6-18) Florida State (3-9-00)  
.368 (7-19) Duke (1-14-09)  
.375 (9-24) Col. of Charleston (1-16-93)  
.400 (8-20) Alabama (2-3-62)  
.400 (8-20) NC State (2-11-72)  
.400 (6-15) N. Carolina A&T (12-11-89)  
.412 (7-17) Iona (1-4-83)  
.421 (8-19) Duke (2-3-88)  
.429 (9-21) Virginia (3-9-01)  
.438 (7-16) Alabama (12-11-72)  
.438 (7-16) Louisville (11-11-97)  
.438 (7-16) Kentucky (12-19-98)  
.450 (9-20) Air Force (2-5-72)  
.462 (6-13) Virginia (2-23-11)  
.467 (7-15) SMU (12-3-68)  
.467 (7-15) Santa Clara (12-30-95)  
.467 (7-15) Alabama (11-27-97)  
.471 (8-17) Alabama (12-17-62)  
.472 (25-53) Charleston So. (11-16-98)

## Assists

34 Youngstown State (12-29-92)  
31 Monmouth (1-17-85)  
31 Georgia State (12-7-91)  
31 NC State (1-27-93)  
31 Morgan State (12-23-00)  
30 Augusta (12-12-88)  
30 NC State (2-29-92)  
30 Georgia State (11-16-06)  
29 Wake Forest (2-10-85)  
29 Maryland (2-17-88)  
29 Duke (2-28-88)  
29 Kentucky State (1-30-10)

## Blocked Shots

15 Univ. of the South (12-13-82)  
14 Winthrop (11-24-97)  
14 Virginia (1-8-05)  
13 Coastal Carolina (11-28-94)  
13 Georgia Southern (1-28-98)  
13 Alabama State (11-19-04)  
12 Georgia State (12-12-92)  
12 Coastal Carolina (12-17-97)  
12 Tulane (12-3-11)  
11 Last time: Florida State (12-20-09)

## Steals

24 Florida A&M (11-26-94)  
21 Saint Francis, Pa. (12-30-06)  
19 Alabama A&M (12-17-03)  
19 Wake Forest (3-3-11)  
18 Winston-Salem State (12-29-09)  
17 Florida A&M (11-14-09)  
17 Miami (2-3-11)  
16 Univ. of the South (12-13-82)  
16 UNC-Asheville (11-18-05)  
16 Mercer (11-22-08)  
16 NC State (2-14-09)  
16 Charleston Southern (11-12-10)  
16 Albany (11-17-10)

## Fewest Turnovers

4 LSU (3-17-90)  
4 Wake Forest (2-13-88)  
5 Marist (12-23-03)  
6 SMU (12-21-86)  
6 Virginia (1-19-91)  
6 Wake Forest (2-17-96)  
6 Wake Forest (3-10-96)  
6 Virginia (2-14-98)  
6 Penn State (12-3-08)  
6 Savannah State (12-11-10)  
6 Wake Forest (3-3-12)

# ACC GAME HIGHS

## Most Points Scored

112	Wake Forest (3-8-07)
111	Clemson (1-24-01)
111	Florida State, 2 ot (2-11-99)
105	Virginia (2-14-98)
104	Maryland (2-17-90)
102	North Carolina (2-1-90)
102	Wake Forest (1-27-05)
101	Clemson (3-8-92)
101	Wake Forest (1-6-91)
100	Maryland (2-4-95)
100	North Carolina (2 ot) (2-8-98)

## Most Points Allowed

114	Wake Forest, 2 ot (3-8-07)
108	Clemson (1-24-01)
108	Florida State, 2 ot (2-11-99)
107	North Carolina, 2 ot (2-8-98)
106	Duke (2-26-83)
104	Duke (1-10-02)
104	North Carolina (2-28-09)
103	North Carolina (1-11-04)
101	Wake Forest, ot (1-27-05)
100	North Carolina (1-24-81)

## Fewest Points Scored

36	Miami (3-8-12)
37	Virginia (12-1-79)
37	Clemson (2-21-12)
38	Wake Forest (2-6-82)
38	Virginia (1-19-12)
39	North Carolina (3-4-82)
40	NC State (1-26-82)
42	Duke (1-7-80)
42	Virginia (2-16-81)
43	Virginia Tech (3-10-11)
45	Maryland (12-23-81)
46	NC State (3-6-97)
46	Duke (2-3-82)
46	Wake Forest (1-27-00)
47	Virginia (3-5-81)

## Fewest Points Allowed

43	Maryland (12-23-81)
43	Maryland (2-19-85)
46	Virginia (1-21-85)
46	Florida State (1-30-02)
47	Duke (2-3-82)
47	NC State (1-15-84)
47	Virginia (2-9-00)
47	Boston College (2-4-12)
49	Wake Forest (2-16-80)
49	NC State (1-26-82)
49	Wake Forest (2-19-86)
49	Virginia (2-22-92)

## Largest Margin of Victory

35	Wake Forest (1-19-11)
31	Florida State (1-30-02)
30	Clemson (2-1-95)
27	North Carolina (2-1-90)
27	Virginia (1-19-91)
26	Wake Forest (3-3-11)
24	Clemson (2-6-02)
24	NC State (1-11-03)
23	Virginia (1-8-05)
22	Maryland (2-17-88)
21	Florida State (1-27-96)
21	Clemson (1-24-91)
21	Virginia (2-9-00)
21	Clemson (2-25-01)

## Largest Margin of Defeat

44	Duke (1-21-01)
41	Duke (1-9-91)
41	Virginia (2-16-81)
41	Duke (1-6-99)
40	North Carolina (1-24-81)
37	Virginia (1-17-81)
37	North Carolina (1-24-87)
32	Virginia (2-7-84)
32	Duke (2-9-02)
32	Virginia (1-19-12)
31	Maryland (2-21-99)

## Fewest Points - Both Teams

88	Maryland (12-23-81)
89	NC State (1-26-82)
90	Miami (3-8-12)
91	Wake Forest (2-6-82)
91	Maryland (2-19-85)
92	Virginia (12-1-79)
92	Duke (2-3-82)
93	Clemson (2-21-12)
94	North Carolina (3-4-82)
95	Virginia (1-21-85)
97	Wake Forest (2-16-80)
97	Duke (1-7-80)

## Field Goals

40	North Carolina, 2 ot (2-8-98)
40	NC State (2-29-92)
38	North Carolina (1-27-91)
38	Duke (2-28-88)
37	North Carolina (2-1-90)
37	Virginia (2-14-98)
36	Last time: Florida State (2-11-99)

## Field Goal Attempts

89	North Carolina, 2 ot (2-8-98)
83	North Carolina (1-27-91)
82	North Carolina (1-8-98)
81	Maryland (1-4-91)
78	Duke (1-11-90)
77	Florida State, 2 ot (2-11-99)
77	North Carolina (2-3-01)
76	North Carolina (1-11-95)

## 3-Point Field Goals

17	Clemson (1-24-01)
16	North Carolina (2-10-96)
15	North Carolina (2-12-94)
15	Virginia (2-23-02)
14	Virginia (2-14-98)
14	Florida State, 2 ot (2-11-99)
14	Clemson (3-4-00)
13	North Carolina (2-10-04)
13	Virginia (3-13-08)

## 3-Point FG Attempts

37	North Carolina (2-10-96)
35	North Carolina, 2 ot (2-8-98)
34	Florida State, 2 ot (2-11-99)
33	Maryland (1-4-94)
33	Maryland (2-19-97)
33	North Carolina (3-10-01)
32	North Carolina (2-28-90)
32	North Carolina (1-10-96)

## Free Throws

33	NC State (2-17-90)
32	Maryland (2-4-95)
31	Wake Forest (1-27-05)
30	Virginia, ot (2-25-99)
30	Wake Forest (3-1-08)

## Free Throw Attempts

44	Wake Forest (3-1-08)
41	Virginia, ot (2-25-99)
40	Maryland (1-13-02)
40	NC State (2-17-90)
39	Clemson (1-24-01)
38	NC State (12-12-79)
38	Wake Forest (1-27-05)

## Rebounds

56	Florida State (1-27-96)
54	Maryland (2-1-91)
54	Virginia (1-8-05)
53	Clemson (1-24-91)
52	North Carolina (2-1-90)
52	Clemson (3-7-93)
52	Clemson (1-19-10)
51	Clemson (2-5-92)

51	Maryland (1-5-93)
50	Duke (1-11-90)
50	Virginia (1-19-91)
50	Maryland (1-21-98)
50	Virginia (2-28-08)
50	Wake Forest (1-19-11)

## Assists

31	NC State (1-27-93)
29	Duke (2-28-88)
29	Maryland (2-17-88)
29	Wake Forest (2-10-85)
26	Maryland (1-4-94)

## Steals

19	Wake Forest (3-3-11)
17	Clemson (2-3-07)
17	Miami (2-3-11)
16	NC State (2-14-09)
15	Maryland (1-25-06)
15	Miami (3-6-11)
14	North Carolina (2-27-85)
14	North Carolina (1-12-94)
14	Florida State (1-27-96)
14	Wake Forest (2-22-04)
14	North Carolina (1-12-05)
14	Clemson (2-8-05)

## Blocked Shots

15	Clemson (3-6-08)
14	Virginia (1-8-05)
13	Virginia (3-13-92)
11	North Carolina (2-10-04)
11	Maryland (2-19-04)
11	Duke (3-3-04)
11	Florida State (12-20-09)
10	Maryland (2-9-92)
10	Clemson (1-24-91)
10	Virginia (1-15-98)
10	Maryland (1-6-01)
10	Boston College (1-20-09)
10	Wake Forest (1-31-09)
10	Boston College (2-27-10)

## Fewest Turnovers

4	Wake Forest (2-13-88)
6	Virginia (1-19-91)
6	Wake Forest (2-17-96)
6	Wake Forest (3-10-96)
6	Virginia (2-14-98)
6	Wake Forest (3-3-12)

## Most Points - Half

62	Maryland (2-4-95, 2nd)
59	Clemson (1-24-01, 1st)
58	Virginia (2-15-98, 1st)
58	Clemson (3-8-92, 2nd)
57	North Carolina (2-1-90, 2nd)
57	Maryland (2-17-88, 2nd)
56	Maryland (1-3-96, 2nd)

## Most Points Allowed - Half

61	Wake Forest (3-2-05, 2nd)
61	Clemson (3-4-06, 2nd)
58	Duke (1-10-02, 1st)
58	Duke (1-9-91, 2nd)
57	Duke (1982-83, 2nd)
56	North Carolina (3-2-88, 2nd)
56	NC State (2-20-88, 2nd)
55	Clemson (1-24-01, 2nd)

## Fewest Points - Half

14	Virginia (3-5-81, 1st)
15	North Carolina, 2-11-80, 1st)
17	Virginia (12-1-79, 1st)
17	Virginia (2-16-81, 1st)
17	Maryland (2-19-85, 1st)
17	Virginia (1-19-12, 1st)
17	Wake Forest (2-15-12, 1st)
18	Maryland (2-28-80, 2nd)
18	NC State (2-2-99, 1st)
18	Wake Forest (2-16-99, 1st)
18	Clemson (2-2-00, 1st)
18	Clemson (2-21-12, 1st)

## Fewest Points Allowed - Half

16	North Carolina (1-14-80, 2nd)
17	Maryland (2-28-80, 2nd)
17	Virginia (1-19-91, 1st)
17	Virginia (12-7-05, 1st)
18	Maryland (2-1-91, 1st)
19	Maryland (3-11-83, 1st)
19	Virginia (1-21-85, 2nd)
19	Maryland (2-19-85, 1st)
19	Virginia (3-8-85, 1st)
19	NC State (3-6-97, 1st)
19	Florida State (1-30-02, 2nd)
19	Clemson (2-28-04, 1st)
19	NC State (3-13-10, 1st)
19	Boston College (2-4-12, 1st)
19	Miami (3-8-12, 1st)

## Most Points in a Game - Both Teams

Pts.	Opponent	Date	W/L	Score
229	Loyola Marymount	12-22-90	W	135-94
227	Texas	11-27-91	W	120-107
226	Wake Forest (2 ot)	3-8-07	L	112-114
219	Florida State (2 ot)	2-11-99	W	111-108
219	Clemson	1-24-01	W	111-108
217	Georgia (3 ot)	12-19-90	W	112-105
212	NC State	2-10-73	L	94-118
211	UCLA	12-27-70	L	90-121
207	North Carolina (2 ot)	2-8-98	W	107-100
207	Georgia State	1-10-89	W	121-86
206	Furman	1-13-55	L	95-111
204	Furman	1-31-53	L	93-111
203	Pittsburgh	12-28-89	W	111-92
203	Wake Forest (ot)	1-27-05	W	102-101
199	Furman	12-22-71	W	108-91
199	North Carolina	2-14-70	W	104-95
199	Texas Christian	12-1-65	W	112-87
196	Yale	12-28-73	L	95-101
196	Clemson	2-22-66	L	90-106
196	Lafayette	12-10-94	W	112-84
195	NC State	2-12-66	L	93-102
195	Florida A&M	12-1-92	W	112-83

## Most 30-Point Games

Rich Yunkus (high game: 47).....	25
Dennis Scott (high game: 42).....	20
Kenny Anderson (high game: 50).....	15
Tom Hammonds (high game: 40).....	6
Sammy Drummer (high game: 37).....	6
Roger Kaiser (high game: 38).....	5

## Triple-Doubles

**Bruce Dalrymple**  
vs. UNC Charlotte (2-6-86)  
14 points, 10 rebounds, 10 assists

**Dennis Scott**  
vs. Alcorn State (11-20-87)  
17 points, 10 rebounds, 10 assists

**Kenny Anderson**  
vs. Pittsburgh (12-28-89)  
32 points, 12 rebounds, 18 assists

**Iman Shumpert**  
vs. Virginia Tech (1-25-11)  
22 points, 12 rebounds, 11 assists

## Perfect Games at the Foul Line

(minimum 10 attempts)  
15-15 ..... Roger Kaiser vs. Oklahoma City (2-14-59)  
14-14 ..... Mark Price vs. Duke (3-9-85)  
13-13 ..... Rich Yunkus vs. Furman (1-15-70)  
12-12 ..... Bobby Kimmel vs. Vanderbilt (1-22-55)  
12-12 ..... Terry Randall vs. Howard (1-3-57)  
12-12 ..... Bob Seemer vs. Florida State (1-24-70)  
12-12 ..... Rich Yunkus vs. Tulane (2-23-70)  
12-12 ..... Brian Oliver vs. Wake Forest (1-7-89)  
12-12 ..... Matt Harpring vs. Maryland (2-21-98)  
11-11 ..... Roger Kaiser vs. Ohio (3-11-60)  
11-11 ..... Phil Wagner vs. Georgia (1-21-67)  
10-10 ..... Bud Blemker vs. Alabama (12-5-57)  
10-10 ..... Bud Blemker vs. Vanderbilt (2-28-59)  
10-10 ..... Phil Wagner vs. Tulane (1-6-68)  
10-10 ..... Bruce Dalrymple vs. Virginia (1-21-84)  
10-10 ..... Matt Harpring vs. Maryland (3-9-96)  
10-10 ..... Tony Akins vs. North Carolina (2-2-02)  
10-10 ..... Jarrett Jack vs. North Carolina (1-12-05)  
10-10 ..... Jeremis Smith vs. Tenn. St. (12-10-05)

## Perfect From Three

(minimum 5 attempts)  
5-5 ..... Tony Akins vs. Davidson (12-19-01)  
*has happened only once*

# 40-MINUTE MEN

Following is a reverse chronological list of Georgia Tech players since the 1985-86 season who have played every minute of a game (40 minutes of regulation, plus every minute of overtime where applicable). Jason Floyd was the last Tech player to do so, in 1999.

45 = 07; 50 = 207; 55 = 3 07

\*\*last time two players played every minute;

\*\*\*last time three players played every minute

#only time a player has played every minute of a triple-overtime game

Date	Player	Opponent/Site
1/2/99	Jason Floyd	at NC State
12/5/98	Ashley Kelly (45)	Appalachian State
11/28/98	Jon Babul	West Virginia (Hilo, Hawai'i)
11/27/98	Alvin Jones (45)	New Orleans (Hilo, Hawai'i)
1/25/98	Matt Harpring	at NC State
2/9/97	Gary Saunders	at Florida State
1/25/97	Matt Harpring	NC State
1/22/97	Matt Harpring	at Virginia
1/5/97	Matt Harpring	Duke
12/26/96**	Eddie Elisma	Hofstra (New York, N.Y.)
12/26/96**	Gary Saunders	Hofstra (New York, N.Y.)
12/12/96	Matt Harpring	at Maryland
12/3/96	Matt Harpring	Georgia
3/10/96	Stephon Marbury	Wake Forest (Greensboro, N.C.)
3/9/96	Drew Barry	Maryland (Greensboro, N.C.)
2/21/96	Matt Harpring	at Virginia
2/21/96	Stephon Marbury	at Virginia
2/17/96	Drew Barry	Wake Forest
2/3/96	Stephon Marbury	at Maryland
11/27/95	Matt Harpring	Campbell (The Omni)
3/10/95	Travis Best	Virginia (Greensboro, N.C.)
3/4/95	Travis Best	at Clemson
3/2/95	Travis Best	Florida State
2/25/95	Travis Best	at NC State
2/25/95	Matt Harpring	at NC State
2/15/95	Travis Best	North Carolina A&T
2/12/95	Matt Harpring	North Carolina
2/4/95	Matt Harpring	Maryland
1/11/95	Travis Best	at North Carolina
1/7/95	Travis Best	Duke
12/7/94	James Forrest	Louisville (Georgia Dome)
3/5/94	Travis Best	Clemson
3/2/94	Travis Best	Florida State
3/2/94	Fred Vinson	Florida State
2/12/94	Travis Best	at North Carolina
1/29/94	Travis Best	Florida State
1/19/94	Travis Best	at Wake Forest
1/4/94	James Forrest	Maryland
12/29/93	Travis Best	St. John's (Madison Square Garden)
12/15/93	Travis Best	Georgia (The Omni)
3/4/93	Travis Best	Florida State
2/28/93	Travis Best	at NC State
2/23/93	Travis Best	Virginia
2/20/93	James Forrest	at Wake Forest
2/20/93	Travis Best	at Wake Forest
2/17/93	Travis Best	at Richmond
2/10/93	Travis Best	at Duke
2/4/93	Travis Best	Clemson
1/23/93	Travis Best	at Virginia
1/21/93	James Forrest	Wake Forest
1/21/93	Travis Best	Wake Forest
1/16/93	James Forrest	College of Charleston
1/16/93	Travis Best	College of Charleston
1/9/93	James Forrest	Duke
12/19/92	Malcolm Mackey	Louisville (Georgia Dome)
12/19/92	James Forrest	Louisville (Georgia Dome)
3/27/92	Malcolm Mackey (45)	Memphis State (Kansas City, Mo.)
3/21/92	Malcolm Mackey	Southern California (Milwaukee, Wisc.)
3/14/92	Malcolm Mackey	Duke (Charlotte, N.C.)
2/2/92	Jon Barry	North Carolina
1/28/92	Jon Barry	College Of Charleston
3/17/91	Malcolm Mackey	Ohio State (Dayton, Ohio)
3/8/91	Jon Barry	NC State (Charlotte, N.C.)
3/8/91	Kenny Anderson	NC State (Charlotte, N.C.)
3/2/91	Kenny Anderson	at Clemson
2/28/91	Kenny Anderson	North Carolina
2/19/91	Bryan Hill	at Virginia
2/19/91	Kenny Anderson	at Virginia
2/17/91	Kenny Anderson	at Arizona
2/13/91	Malcolm Mackey	at Maryland
2/13/91	Kenny Anderson	at Maryland
2/9/91	Jon Barry	at Wake Forest
2/9/91	Kenny Anderson	at Wake Forest
2/3/91	Kenny Anderson	NC State
1/30/91***	Malcolm Mackey	Duke
1/30/91***	Kenny Anderson	Duke
1/30/91***	Jon Barry	Duke
1/27/91	Jon Barry	at North Carolina
1/27/91	Kenny Anderson	at North Carolina
1/13/91	Malcolm Mackey	at NC State
1/13/91	Kenny Anderson	at NC State
12/19/90#	Kenny Anderson (55)	Georgia (The Omni)

12/15/90	Kenny Anderson	at Temple
12/5/90	Jon Barry (45)	St. John's (Landover, Md.)
12/5/90	Kenny Anderson (45)	St. John's (Landover, Md.)
12/1/90	Kenny Anderson	at Richmond
12/1/90	Jon Barry	at Richmond
12/1/90	Malcolm Mackey	at Richmond
3/25/90	Dennis Scott	Minnesota (New Orleans, La.)
3/23/90	Dennis Scott (45)	Michigan State (New Orleans, La.)
3/23/90	Kenny Anderson (45)	Michigan State (New Orleans, La.)
3/17/90	Dennis Scott	LSU (Knoxville, Tenn.)
3/17/90	Kenny Anderson	LSU (Knoxville, Tenn.)
3/11/90	Dennis Scott	Virginia (Charlotte, N.C.)
3/11/90	Kenny Anderson	Virginia (Charlotte, N.C.)
3/10/90	Kenny Anderson	Duke (Charlotte, N.C.)
3/10/90	Brian Oliver	Duke (Charlotte, N.C.)
3/9/90	Dennis Scott	NC State (Charlotte, N.C.)
3/9/90	Brian Oliver	NC State (Charlotte, N.C.)
3/3/90	Dennis Scott	Clemson
2/28/90	Dennis Scott	at North Carolina
2/28/90	Kenny Anderson	at North Carolina
2/24/90	Dennis Scott (45)	at Notre Dame
2/24/90	Kenny Anderson (45)	at Notre Dame
2/24/90	Brian Oliver (45)	at Notre Dame
2/22/90	Dennis Scott	Virginia
2/17/90	Dennis Scott (50)	at NC State
2/17/90	Kenny Anderson (50)	at NC State
2/15/90	Dennis Scott	Fordham (Madison Square Garden)
2/10/90	Brian Oliver	at Louisville
2/7/90	Kenny Anderson	Wake Forest
1/28/90	Kenny Anderson	at Duke
1/28/90	Brian Oliver	at Duke
1/25/90	Dennis Scott	at Clemson
1/25/90	Kenny Anderson	at Clemson
1/21/90	Dennis Scott (45)	at Virginia
1/16/90	Dennis Scott	Temple
1/11/90	Dennis Scott	Duke
1/11/90	Kenny Anderson	Duke
12/16/89	Dennis Scott	Georgia (The Omni)
12/16/89	Kenny Anderson	Georgia (The Omni)
12/4/89	Dennis Scott	Pittsburgh (Hartford, Conn.)
11/28/89	Dennis Scott	Richmond
3/17/89	Tom Hammonds	Texas (Dallas, Texas)
3/10/89	Tom Hammonds	North Carolina (The Omni)
3/4/89	Tom Hammonds (45)	at Clemson
3/1/89	Tom Hammonds	North Carolina
2/25/89	Tom Hammonds	Notre Dame
2/22/89	Dennis Scott	Virginia
2/18/89	Brian Oliver	NC State
2/14/89	Tom Hammonds	at Maryland
2/14/89	Dennis Scott	at Maryland
2/14/89	Brian Oliver	at Maryland
2/11/89	Tom Hammonds	Wake Forest
2/11/89	Dennis Scott	Wake Forest
2/8/89	Tom Hammonds	Iona (Madison Square Garden)
2/8/89	Dennis Scott	Iona (Madison Square Garden)
2/6/89	Tom Hammonds	at Virginia
2/6/89	Dennis Scott	at Virginia
2/2/89	Brian Oliver	Duke
1/28/89	Dennis Scott	at North Carolina
1/22/89	Dennis Scott (50)	at Illinois
1/15/89	Tom Hammonds	Louisville
1/15/89	Dennis Scott	Louisville
1/15/89	Brian Oliver	Louisville
1/7/89	Dennis Scott	Wake Forest (Greensboro, N.C.)
12/30/88	Tom Hammonds	Purdue (Honolulu, Hawaii)
12/30/88	Dennis Scott	Purdue (Honolulu, Hawaii)
12/30/88	Brian Oliver	Purdue (Honolulu, Hawaii)
12/29/88	Tom Hammonds	Illinois (Honolulu, Hawaii)
12/29/88	Brian Oliver	Illinois (Honolulu, Hawaii)
12/20/88	Tom Hammonds	at Richmond
12/20/88	Dennis Scott	at Richmond
12/20/88	Brian Oliver	at Richmond
12/17/88	Tom Hammonds	Georgia (The Omni)
12/17/88	Dennis Scott	Georgia (The Omni)
2/28/88	Tom Hammonds	Duke
2/25/88	Tom Hammonds	Virginia
2/13/88	Tom Hammonds	Wake Forest (Greensboro, N.C.)
2/8/88	Tom Hammonds	at Maryland
2/6/88	Tom Hammonds	DePaul
2/3/88	Duane Ferrell	at Duke
2/3/88	Tom Hammonds	at Duke
1/30/88	Tom Hammonds	at North Carolina
1/23/88	Duane Ferrell	at Virginia
12/5/87	Tom Hammonds	Georgia (The Omni)
11/23/87	Dennis Scott	at Florida
3/13/87	Tom Hammonds	LSU (Rosemont, Ill.)
3/1/87	Duane Ferrell	North Carolina (The Omni)
3/1/87	Bruce Dalrymple	North Carolina (The Omni)
3/1/87	Tom Hammonds	North Carolina (The Omni)
2/25/87	Bruce Dalrymple	at Clemson
2/21/87	Tom Hammonds	at NC State
2/21/87	Brian Oliver	at Duke

## Top Bench Scorers since 2000

Date	Player (pts)	Opponent/Site
3/3/12	Jason Morris (22)	Wake Forest (Philips Arena)
1/11/12	Glen Rice, Jr. (22)	at NC State
1/7/12	Glen Rice, Jr. (28)	Duke (Philips Arena)
11/29/11	Jason Morris (21)	Northwestern (Philips Arena)
11/23/11	Glen Rice, Jr. (23)	Siena (Arena at Gwinnett)
1/25/11	Brian Oliver (28)	Virginia Tech
2/6/10	Zachery Peacock (22)	NC State
1/24/10	Brian Oliver (20)	at Florida State
11/22/09	Zachery Peacock (22)	Boston U. (Puerto Rico)
3/3/08	Zachery Peacock (23)	Virginia
2/17/08	Matt Causey (20)	Miami
1/19/08	Matt Causey (30)	Virginia Tech
1/3/07	Anthony Morrow (21)	Winston-Salem State
2/12/06	B.J. Elder (25)	at Wake Forest
12/28/04	Anthony Morrow (20)	Lafayette
12/18/04	Will Bynum (28)	Gonzaga (Las Vegas, Nev.)
1/20/04	Will Bynum (25)	at Wake Forest
11/26/03	Isma'il Muhammad (22)	Connecticut (New York, N.Y.)
2/27/02	B.J. Elder (25)	Wake Forest
11/27/02	B.J. Elder (24)	Georgia
1/13/01	Halston Lane (21)	Wake Forest
12/9/2000	Halston Lane (23)	Kentucky (Philips Arena)

1/29/87	Tom Hammonds	Duke
1/22/87	Tom Hammonds	Virginia (The Omni)
1/22/87	Duane Ferrell	Virginia (The Omni)
1/22/87	Bruce Dalrymple	Virginia (The Omni)
1/20/87	Tom Hammonds	at Georgia Tech
1/10/87	Tom Hammonds	at NC State
1/3/87	Tom Hammonds (45)	at Wake Forest
1/3/87	Craig Neal (45)	at Wake Forest
12/29/86	Duane Ferrell	St. John's (Madison Square Garden)
12/29/86	Tom Hammonds	St. John's (Madison Square Garden)
12/20/86	Tom Hammonds	SMU (Tokyo, Japan)
12/19/86	Duane Ferrell (45)	Boston College (Tokyo, Japan)
12/19/86	Tom Hammonds (45)	Boston College (Tokyo, Japan)
12/14/86	Tom Hammonds	at LSU
12/3/86	Tom Hammonds	Georgia (The Omni)
2/9/86	John Salley	at Duke
2/6/86	Tom Hammonds	UNC Charlotte
2/6/86	Mark Price	UNC Charlotte
1/11/86	Bruce Dalrymple	Maryland
1/4/86	Mark Price	at Virginia
12/2/85	Bruce Dalrymple	at St. Louis
12/2/85	Mark Price	at St. Louis



# CAREER STATISTICS OF TOP TECH PLAYERS

## TONY AKINS

Guard • 5-11 • 185 • Lilburn, Ga.

- Second-team all-ACC as a senior (2002)
- 11th at Tech in scoring, fourth in assists
- Second in career three-point FG, sixth in steals




### Career Statistics

Year	G-GS	FG- FGA	Pct	3P-3PA	Pct	FT- FTA	Pct	Reb	Avg	A	Bl	St	Pts	Avg
1999	31-31	108- 344	.316	57- 198	.288	76- 114	.667	114	3.7	148	1	44	349	11.3
2000	30-26	111- 301	.369	68- 185	.368	55- 71	.775	99	3.3	108	2	35	345	11.5
2001	30-29	140- 318	.440	78- 186	.419	78- 103	.757	104	3.5	128	0	35	436	14.5
2002	31-31	170- 406	.419	98- 243	.403	90- 108	.833	118	3.8	176	0	59	528	17.0
Total	122-117	529-1369	.386	301-812	.371	299-396	.755	435	3.6	560	3	173	1658	13.6

## KENNY ANDERSON

Guard • 6-2 • 166 • Rego Park, N.Y.

- Consensus first-team all-America, 1991
- Second-team all-America, 1990
- Two-time all-ACC, 1990-91
- ACC Rookie of the Year, 1990
- National Freshman of the Year, 1990
- Georgia Tech Hall of Fame, 2002
- Second pick in 1991 NBA draft (New Jersey Nets)
- Holds Tech single-game scoring record (50 points)



### Career Statistics

Year	G-GS	FG- FGA	Pct	3P-3PA	Pct	FT- FTA	Pct	Reb	Avg	A	Bl	St	Pts	Avg
1990	35-35	283- 549	.515	48- 117	.410	107- 146	.733	193	5.5	285	3	79	721	20.6
1991	30-30	278- 636	.437	65- 185	.351	155- 187	.829	171	5.7	169	2	89	776	25.9
Total	65-65	561-1185	.473	113-302	.374	262-333	.787	364	5.6	454	5	168	1497	23.0

## DREW BARRY

Guard • 6-5 • 190 • Danville, Calif.

- All-ACC, 1996 (2nd team)
- ACC All-Freshman, 1993
- Academic All-ACC, 1993, 1996
- Tech's all-time leader in assists
- Led ACC in assists three straight years, 1994-96
- Second-round pick by Seattle in 1996 NBA Draft



### Career Statistics

Year	G-GS	FG- FGA	Pct	3P-3PA	Pct	FT- FTA	Pct	Reb	Avg	A	Bl	St	Pts	Avg
1993	30-13	80- 171	.468	25- 78	.321	33- 41	.805	102	3.4	164	9	42	218	7.3
1994	24-22	61- 145	.421	27- 81	.333	45- 58	.776	82	3.4	141	6	40	194	8.1
1995	27-27	119- 232	.513	50- 117	.427	73- 97	.753	131	4.9	181	13	46	361	13.4
1996	36-36	149- 367	.406	77- 209	.371	105- 133	.789	167	4.7	238	13	65	480	13.3
Total	117-98	409- 915	.447	179-485	.369	256-329	.778	482	4.1	724	41	193	1253	10.5

## JON BARRY

Guard • 6-5 • 195 • Danville, Calif.

- All-ACC, 1992 (3rd)
- NBA first-round draft pick by Boston in 1992




### Career Statistics

Year	G-GS	FG- FGA	Pct	3P-3PA	Pct	FT- FTA	Pct	Reb	Avg	A	Bl	St	Pts	Avg
1991	30-30	180- 405	.444	77- 209	.368	41- 56	.732	110	3.7	110	16	53	478	15.9
1992	35-35	201- 468	.429	99- 265	.374	101- 145	.697	152	4.3	207	8	71	602	17.2
Total	65-65	381- 873	.436	176- 474	.371	142- 201	.706	262	4.0	317	24	124	1080	16.6

## TRAVIS BEST

Guard • 5-11 • 186 • Springfield, Mass.

- Second-team all-America, 1995
- All-ACC second-team, 1994 and 1995; third-team in 1993
- One of only six 2,000-point scorers in Tech history
- First-round pick by Indiana Pacers in 1995



### Career Statistics

Year	G-GS	FG- FGA	Pct	3P-3PA	Pct	FT- FTA	Pct	Reb	Avg	A	Bl	St	Pts	Avg
1992	35-33	151- 336	.449	56- 145	.386	72- 98	.735	89	2.5	198	0	48	430	12.3
1993	30-30	163- 345	.472	80- 175	.457	82- 109	.752	94	3.1	176	6	51	488	16.3
1994	29-29	180- 390	.462	49- 144	.340	123- 142	.866	104	3.6	167	3	58	532	18.3
1995	30-30	209- 469	.446	73- 192	.380	116- 137	.847	95	3.2	151	6	60	607	20.2
Total	124-122	703-1540	.456	258-656	.393	393-486	.809	382	3.1	692	15	217	2057	16.6

## BUD BLEMKER

Guard • 5-10 • 181 • Huntingburg, Ind.

- All-SEC, 1958 and 1959
- Georgia Tech Hall of Fame, 1965




### Career Statistics

Year	G	FG- FGA	Pct	3P-3PA	Pct	FT- FTA	Pct	Reb	Avg	A	Bl	St	Pts	Avg
1957	26	161- 421	.382	-	-	104- 125	.832	140	5.4	-	-	-	426	16.4
1958	26	182- 471	.386	-	-	88- 111	.793	128	4.9	-	-	-	452	17.4
1959	26	158- 406	.389	-	-	72- 109	.661	109	4.2	-	-	-	388	14.9
Totals	77	501-1298	.386	-	-	264-327	.807	377	4.8	-	-	-	1266	16.2

## CHRIS BOSH

Forward • 6-10 • 210 • Lancaster, Texas

- All-ACC second-team, 2003
- ACC Rookie of the Year, 2003
- USBWA Freshman all-America, 2003
- USBWA, NABC all-district, 2003
- Fourth overall pick in 2003 NBA Draft (Toronto)



### Career Statistics

Year	G-GS	FG- FGA	Pct	3P-3PA	Pct	FT- FTA	Pct	Reb	Avg	A	Bl	St	Pts	Avg
2003	31-31	168- 300	.560	22- 46	.478	127- 174	.730	278	9.0	38	67	30	485	15.6

## TICO BROWN

Guard • 6-5 • 203 • Kokomo, Ind.

- First-team all-Metro honors in 1977
- Second-team all-Metro in 1978
- Second-round draft pick by Utah Jazz in 1979



### Career Statistics

Year	G	FG- FGA	Pct	3P-3PA	Pct	FT- FTA	Pct	Reb	Avg	A	Bl	St	Pts	Avg
1977	28	191- 386	.495	-	-	78- 95	.821	152	5.4	35	18	16	460	16.4
1978	27	182- 379	.480	-	-	71- 96	.740	133	4.9	40	6	32	435	16.1
1979	26	171- 374	.457	-	-	71- 92	.772	102	3.9	24	0	16	413	15.9
Total	81	544-1139	.478	-	-	220-283	.777	387	4.8	99	24	64	1308	16.1

## JIM CALDWELL

Center • 6-10 • 234 • Lawrenceburg, Ind.

- All-SEC, 1963 & 1964
- Academic All-America (2nd), 1964
- Academic All-SEC, 1963 & 1964
- Georgia Tech Hall of Fame, 1976




### Career Statistics

Year	G	FG- FGA	Pct	3P-3PA	Pct	FT- FTA	Pct	Reb	Avg	A	Bl	St	Pts	Avg
1963	26	141- 331	.426	-	-	75- 98	.765	283	10.9	-	-	-	357	13.7
1964	26	148- 381	.388	-	-	67- 114	.588	364	14.0	-	-	-	363	14.0
1965	25	172- 427	.402	-	-	90- 140	.642	346	13.8	-	-	-	434	17.4
Totals	77	461-1139	.405	-	-	232-352	.659	993	12.9	-	-	-	1154	15.0

## LEWIS CLINCH

Guard • 6-3 • 196 • Cordele, Ga.

- ACC All-Tournament, 2009
- Finished career ninth at Tech in three-point field goals, 37th in points



### Career Statistics

Year	G-GS	FG- FGA	Pct	3P-3PA	Pct	FT- FTA	Pct	Reb	Avg	A	Bl	St	Pts	Avg
2006	23-8	78- 194	.402	31- 76	.408	17- 30	.567	65	2.8	48	1	18	204	8.9
2007	14-12	66- 124	.532	30- 63	.476	23- 30	.767	27	1.9	13	0	13	185	13.2
2008	32-14	105- 264	.398	44- 132	.333	33- 51	.647	62	1.9	42	4	19	287	9.0
2009	24-24	128- 346	.370	71- 210	.338	45- 66	.682	84	3.5	72	4	16	372	15.5
TOTAL	93-58	377- 928	.406	176- 481	.366	118- 177	.667	238	2.6	175	9	66	1048	11.3


Note: The players who appear on these pages either were named to an all-conference team during their Tech careers, or finished with at least 1,000 career points.

# CAREER STATISTICS OF TOP TECH PLAYERS

## JASON COLLIER

Forward • 7-0 • 255 • Springfield, Ohio

- Two-time second-team all-ACC selection
- Two seasons at Tech (denoted by \*) after transferring from Indiana
- Became first Jacket to lead ACC in rebounding in 2000
- 15th overall pick by Milwaukee in 2000 NBA Draft




### Career Statistics

Year	G-GS	FG- FGA	Pct	3P-3PA	Pct	FT- FTA	Pct	Reb	Avg	A	Bl	St	Pts	Avg
1997	33-27	112- 258	.434	6- 13	.462	80- 117	.684	188	5.7	24	34	16	310	9.4
1998	9-8	36- 64	.563	0- 0	.000	24- 36	.667	47	5.2	9	9	6	96	10.7
1999*	25-25	153- 347	.441	32- 90	.356	92- 128	.719	182	7.3	36	34	15	430	17.2
2000*	30-30	178- 376	.473	31- 84	.369	122- 166	.735	276	9.2	49	33	23	509	17.0
Total*	55-55	331- 723	.458	63- 174	.362	214- 294	.728	458	8.3	85	67	38	939	17.1

## JAVARIS CRITTENTON

Guard • 6-5 • 198 • Atlanta, Ga.

- Third-team all-ACC, ACC All-Freshman team, 2007
- Freshman All-America, 2007
- 19th pick in the 2007 NBA draft (Los Angeles Lakers)




### Career Statistics

Year	G-GS	FG- FGA	Pct	3P-3PA	Pct	FT- FTA	Pct	Reb	Avg	A	Bl	St	Pts	Avg
2007	32-31	158- 351	.450	36- 101	.356	108- 138	.783	119	3.7	184	124	2	65	14.4

## BRUCE DALRYMPLE

Guard • 6-4 • 209 • Manhattan, N.Y.

- All-ACC, 1986 (2nd-team), ACC Rookie of the Year, 1984
- Recorded the first triple-double in Tech history
- Georgia Tech Hall of Fame, 1994
- Second-round pick by Phoenix in 1987 NBA draft



### Career Statistics

Year	G-GS	FG- FGA	Pct	3P-3PA	Pct	FT- FTA	Pct	Reb	Avg	A	Bl	St	Pts	Avg
1984	29-29	148- 310	.477	-	-	98- 130	.754	201	6.9	65	5	41	394	13.6
1985	35-35	172- 343	.501	-	-	109- 150	.727	206	5.9	135	4	65	453	12.9
1986	34-34	151- 290	.521	-	-	64- 101	.634	171	5.0	138	2	70	366	10.8
1987	28-28	143- 326	.439	12- 45	.267	77- 107	.720	166	5.9	108	2	51	375	13.4
Total	126-126	614-1269	.484	12- 45	.267	348-488	.713	744	5.9	446	13	227	1588	12.6

## MELVIN DOLD

Guard • 6-2 • 190 • Flora, Ill.

- Georgia Tech Hall of Fame, 1951




### Career Statistics

Year	G	FG- FGA	Pct	3P-3PA	Pct	FT- FTA	Pct	Reb	Avg	A	Bl	St	Pts	Avg
1948	25	115-	-	-	-	47-	-	-	-	-	-	-	277	11.1
1949	23	122-	-	-	-	41- 74	.554	-	-	-	-	-	285	12.4
1950	27	117-	-	-	-	65- 112	.580	-	-	-	-	-	299	11.1
1951	25	88-	-	-	-	43- 71	.606	-	-	-	-	-	219	8.8
Totals	100	442-	-	-	-	196-	-	-	-	-	-	-	1080	10.8

## SAMMY DRUMMER

Forward • 6-5 • 208 • Muncie, Ind.

- First-team all-Metro Conference, 1978
- Selected by Houston Rockets in 1979 NBA draft




### Career Statistics

Year	G	FG- FGA	Pct	3P-3PA	Pct	FT- FTA	Pct	Reb	Avg	A	Bl	St	Pts	Avg
1978	27	232- 504	.460	-	-	104- 128	.813	166	6.1	49	4	39	568	21.0
1979	26	257- 556	.462	-	-	102- 146	.699	177	6.8	39	3	51	616	23.7
Total	53	489-1060	.461	-	-	206- 274	.752	343	6.5	88	7	90	1184	22.3

## B.J. ELDER

Guard • 6-4 • 218 • Madison, Ga.

- AP All-American (HM), 2004
- All-ACC second team (2004), third team (2003)
- USBWA, NABC all-district, 2004
- Wooden Award finalist, 2004




### Career Statistics

Year	G-GS	FG- FGA	Pct	3P-3PA	Pct	FT- FTA	Pct	Reb	Avg	A	Bl	St	Pts	Avg
2002	31-13	115- 269	.428	41- 114	.360	37- 47	.787	66	2.1	44	3	27	308	9.9
2003	30-28	171- 371	.461	61- 154	.396	47- 68	.691	79	2.6	73	2	33	450	15.0
2004	38-36	194- 468	.415	77- 206	.374	103- 132	.780	105	2.8	53	4	28	568	14.9
2005	23-21	107- 268	.399	43- 126	.341	33- 46	.717	53	2.3	26	3	18	290	12.6
Total	122-98	587-1376	.427	222-600	.370	220-293	.751	303	2.5	196	12	106	1616	13.2

## DERRICK FAVORS

Forward • 6-10 • 246 • Atlanta, Ga.

- ACC Rookie of the Year, 2010; ACC All-Freshman team, 2010
- The Sporting News Freshman All-America, 2003
- Third overall pick in 2010 NBA Draft (New Jersey)




### Career Statistics

Year	G-GS	FG- FGA	Pct	3P-3PA	Pct	FT- FTA	Pct	Reb	Avg	A	Bl	St	Pts	Avg
2010	36-35	179- 293	.611	0- 1	.000	90- 143	.628	303	8.4	37	90	74	32	12.4

## DUANE FERRELL

Forward • 6-7 • 209 • Baltimore, Md.

- All-ACC (second team), 1987 and 1988
- ACC Rookie of the Year, 1985
- Georgia Tech Hall of Fame, 1995
- Signed NBA free agent contract and played 1.1 years




### Career Statistics

Year	G-GS	FG- FGA	Pct	3P-3PA	Pct	FT- FTA	Pct	Reb	Avg	A	Bl	St	Pts	Avg
1985	32-28	117- 232	.504	-	-	56- 98	.571	131	4.1	71	4	13	290	9.1
1986	34-33	172- 289	.595	-	-	69- 91	.758	168	4.9	95	17	33	413	12.1
1987	29-29	201- 387	.519	6- 15	.400	112- 138	.811	170	5.9	79	7	34	520	17.9
1988	32-32	230- 432	.532	4- 14	.286	131- 175	.749	211	6.6	44	24	39	595	18.6
Total	127-122	720-1340	.537	10- 29	.345	368-502	.733	680	5.4	289	52	119	1818	14.3

## JASON FLOYD

Forward • 6-6 • 205 • Hampton, Ga.

- Two-year starter under coach Bobby Cremins (1999-2000)
- Led Tech in free throw shooting in 1998-99
- Finished career among Tech's career leaders in three-point field goals




### Career Statistics

Year	G-GS	FG- FGA	Pct	3P-3PA	Pct	FT- FTA	Pct	Reb	Avg	A	Bl	St	Pts	Avg
1997	27-4	38- 115	.330	14- 62	.226	14- 17	.824	43	1.6	19	3	10	104	3.9
1998	33-1	71- 182	.390	44- 114	.386	26- 37	.703	79	2.4	35	7	17	212	6.4
1999	31-31	150- 375	.400	69- 211	.327	48- 57	.842	148	4.8	60	14	36	417	13.5
2000	30-26	104- 260	.400	42- 135	.311	32- 44	.727	107	3.6	36	10	16	282	9.4
Total	121-62	363- 932	.389	169- 522	.324	120- 155	.774	377	3.1	150	34	79	1015	8.4

## JAMES FORREST

Forward • 6-8 • 243 • Atlanta, Ga.

- All-ACC first team, 1994
- All-ACC third team, 1995
- Everett Case Award (ACC Tournament MVP), 1993
- Freshman all-America, 1992



### Career Statistics

Year	G-GS	FG- FGA	Pct	3P-3PA	Pct	FT- FTA	Pct	Reb	Avg	A	Bl	St	Pts	Avg
1992	35-34	195- 383	.509	1- 4	.250	75- 106	.708	224	6.4	64	19	31	466	13.3
1993	30-29	246- 454	.542	2- 4	.500	92- 134	.687	226	7.5	43	28	31	586	19.5
1994	25-22	187- 400	.468	0- 6	.000	101- 141	.716	198	7.9	36	18	19	475	19.0
1995	24-23	184- 377	.488	0- 4	.000	83- 125	.664	198	8.3	38	23	34	451	18.8
Total	114-108	812- 1614	.503	3- 18	.167	351- 506	.694	846	7.4	181	88	115	1978	17.4




# CAREER STATISTICS OF TOP TECH PLAYERS

## TOM HAMMONDS

Forward • 6-9 • 227 • Crestview, Fla.

- Third-team all-America, 1989
- All-ACC first-team, 1988 & 1989; second team, 1987
- #20 jersey retired, Mar. 1, 1989
- First-round pick by Washington in 1989 NBA Draft
- Inducted into Georgia Tech Hall of Fame, 1996




### Career Statistics

Year	G-GS	FG- FGA	Pct	3P-3PA	Pct	FT- FTA	Pct	Reb	Avg	A	Bl	St	Pts	Avg
1986	34-33	168- 276	.609	-	-	80- 93	.816	219	6.4	37	11	14	416	12.2
1987	29-29	206- 362	.569	0- 0	.000	59- 74	.797	208	7.2	41	15	12	471	16.2
1988	30-30	229- 403	.568	0- 0	.000	109-132	.826	216	7.2	40	20	10	567	18.9
1989	30-30	250- 465	.538	1- 3	.333	126-163	.773	242	8.1	51	26	14	627	20.9
Total	123-122	853-1506	.566	1- 3	.333	374-462	.810	885	7.2	169	72	50	2081	16.9

## MATT HARPRING

Forward • 6-8 • 225 • Dunwoody, Ga.

- First-team all-America, 1998
- Academic All-America, 1997 (2nd) & 1998 (1st)
- Three-time all-ACC first team, 1996-98
- NCAA & ACC Postgraduate Scholarships
- ACC All-Freshman, 1995
- #15 jersey retired, Feb. 28, 1998
- Tech's career leader in FT made and attempted
- Second in Tech history in career points, rebounds
- Finalist for Wooden and Naismith awards, 1998
- 15th pick in the 1998 NBA draft by the Orlando Magic



### Career Statistics

Year	G-GS	FG- FGA	Pct	3P-3PA	Pct	FT- FTA	Pct	Reb	Avg	A	Bl	St	Pts	Avg
1995	29-24	121- 250	.484	28- 73	.384	81-110	.736	180	6.2	68	7	39	351	12.1
1996	36-36	233- 457	.510	66-154	.429	138-181	.762	293	8.1	79	5	61	670	18.6
1997	27-27	169- 410	.412	65-190	.342	110-163	.675	222	8.2	60	10	32	513	19.0
1998	32-32	230- 504	.456	52-168	.299	179-221	.810	302	9.4	82	7	44	691	21.6
Total	124-119	753-1621	.465	211-585	.361	508-675	.753	997	8.0	289	29	176	2225	17.9

## LENNY HORTON

Forward • 6-7 • 190 • Vauxhall, N.J.

- Honorable mention all-Metro, 1978
- Drafted by Seattle Supersonics, 1980
- Metro All-Freshman, 1977
- Inducted into Georgia Tech Hall of Fame, 1985




### Career Statistics

Year	G	FG- FGA	Pct	3P-3PA	Pct	FT- FTA	Pct	Reb	Avg	A	Bl	St	Pts	Avg
1977	28	100- 213	.469	-	-	89-119	.748	134	4.8	39	3	14	289	10.3
1978	27	107- 175	.611	-	-	80-103	.777	202	7.5	33	8	16	294	10.9
1979	26	136- 223	.610	-	-	65- 78	.833	198	7.6	41	11	28	337	13.0
1980	26	171- 293	.584	-	-	104-127	.819	170	6.5	44	5	36	446	17.2
Total	107	514- 904	.568	-	-	338-427	.791	704	6.6	157	27	94	1411	13.2

## JARRETT JACK

Guard • 6-3 • 202 • Fort Washington, Md.

- Honorable mention All-American, 2005
- All-ACC second-team, 2005; third-team, 2004
- ACC all-tournament team, 2005
- USBWA all-district, 2005
- First-round draft choice, Denver, 2005 (traded to Portland)



### Career Statistics

Year	G-GS	FG- FGA	Pct	3P-3PA	Pct	FT- FTA	Pct	Reb	Avg	A	Bl	St	TP	Avg
2003	31-31	97- 213	.455	17- 60	.283	83-118	.703	110	3.5	185	3	51	294	9.5
2004	38-38	145- 318	.456	30- 95	.316	154-192	.802	185	4.9	213	5	74	474	12.5
2005	32-31	164- 319	.514	46-104	.442	123-142	.866	155	4.8	145	3	58	497	15.5
Total	101-100	406- 850	.478	93-259	.359	360-452	.796	450	4.5	543	11	183	1265	12.5

## ALVIN JONES

Center • 6-11 • 265 • Lakeland, Fla.

- All-ACC first-team, 2001
- ACC All-Defensive Team, 1998-01
- Has Tech records for blocks in a game, season, career
- Second player in Tech annals with 1,000 pts./1,000 rebs
- Drafted by the Philadelphia 76ers




### Career Statistics

Year	G-GS	FG- FGA	Pct	3P-3PA	Pct	FT- FTA	Pct	Reb	Avg	A	Bl	St	Pts	Avg
1998	33-31	80- 161	.497	0- 1	.000	64-115	.557	220	6.7	28	141	18	224	6.8
1999	31-28	145- 277	.523	0- 0	.000	105-201	.522	302	9.7	53	107	18	395	12.7
2000	30-29	91- 205	.444	0- 1	.000	110-179	.615	241	8.0	43	76	24	292	9.7
2001	30-30	134- 278	.482	0- 2	.000	133-223	.596	312	10.4	46	101	28	401	13.4
Total	124-118	450- 921	.489	0- 4	.000	412-718	.574	1075	8.7	170	425	88	1312	10.6

## ROGER KAISER

Guard • 6-1 • 190 • Dale, Ind.

- Consensus first-team all-America in 1961
- First-team all-America in 1960
- SEC Player of the Year, 1961
- Two-time all-SEC, 1960-61
- #21 jersey retired, 1961
- Finished with Tech career records for points, average
- Georgia Tech Hall of Fame, 1966
- NCAA Silver Anniversary Award, 1986



### Career Statistics

Year	G	FG- FGA	Pct	3P-3PA	Pct	FT- FTA	Pct	Reb	Avg	A	Bl	St	Pts	Avg
1959	26	138- 342	.404	-	-	106-127	.835	182	7.0	-	-	-	382	14.7
1960	28	237- 503	.471	-	-	164-190	.863	154	5.5	-	-	-	638	22.8
1961	26	216- 517	.418	-	-	176-203	.867	106	4.1	-	-	-	608	23.4
Totals	80	591-1362	.434	-	-	446-520	.858	442	5.5	-	-	-	1628	20.4

## BOBBY KIMMEL

Guard • 6-3 • 175 • Panama City, Fla.

- All-SEC, 1956 and 1957
- Georgia Tech Hall of Fame, 1963




### Career Statistics

Year	G	FG- FGA	Pct	3P-3PA	Pct	FT- FTA	Pct	Reb	Avg	A	Bl	St	Pts	Avg
1955	25	119- 361	.330	-	-	122-170	.718	-	-	-	-	-	360	14.4
1956	23	137- 342	.401	-	-	159-207	.768	204	8.9	-	-	-	433	18.8
1957	26	125- 367	.341	-	-	143-216	.662	223	8.6	-	-	-	393	15.1
Totals	98	381-1070	.356	-	-	424-593	.715	-	-	-	-	-	1363	13.9

## GANI LAWAL

Forward • 6-9 • 234 • Norcross, Ga.

- Third-team All-ACC, 2009, 2010
- Second-round pick (46th overall) in the 2010 NBA Draft (Phoenix)
- 31st on career scoring list, 12th in rebounds



### Career Statistics

Year	G-GS	FG- FGA	Pct	3P-3PA	Pct	FT- FTA	Pct	Reb	Avg	A	Bl	St	TP	Avg
2008	32-25	90- 158	.570	0- 1	.000	49- 99	.495	113	3.5	9	32	12	229	7.2
2009	31-30	184- 331	.556	0- 1	.000	99-177	.559	294	9.5	19	46	31	467	15.1
2010	36-36	172- 325	.529	0- 1	.000	127-222	.572	305	8.5	15	49	16	471	13.1
Career	99-91	446- 814	.548	0- 3	.000	275-498	.552	712	7.2	43	127	59	1167	11.8

## MARVIN LEWIS

Guard • 6-4 • 205 • Germantown, Md.

- ACC All-Academic team, 2001, 2003, 2004
- ACC Post-Graduate Scholarship recipient
- Tied for most games played in Tech history
- 18th on career scoring list, 4th in three-point FG



### Career Statistics


Year	G-GS	FG- FGA	Pct	3P-3PA	Pct	FT- FTA	Pct	Reb	Avg	A	Bl	St	TP	Avg
2001	30-29	88- 213	.413	40-107	.374	46- 53	.868	134	4.5	44	3	28	262	8.7
2002	31-31	111- 272	.408	54-138	.391	63- 72	.875	122	3.9	56	5	41	339	10.9
2003	31-28	127- 305	.416	63-172	.366	60- 73	.822	108	3.5	67	5	27	377	12.2
2004	38-33	142- 323	.440	82-206	.398	52- 65	.800	107	2.8	54	6	29	418	11.0
Career	130-121	468-1113	.420	239-623	.384	221-263	.840	471	3.6	221	19	125	1396	10.7

# CAREER STATISTICS OF TOP TECH PLAYERS

## MALCOLM MACKEY

Center • 6-11 • 248 • Chattanooga, Tenn.

- All-ACC, 1991 (second team) & 1992 (third team)
- ACC All-Tournament, 1990 (3rd team) & 1992 (2nd)
- Tech's all-time leader in rebounds and games played
- First-round selection by Phoenix in 1993 NBA draft




### Career Statistics

Year	G-GS	FG- FGA	Pct	3P-3PA	Pct	FT- FTA	Pct	Reb	Avg	A	Bl	St	Pts	Avg
1990	35-33	113- 202	.559	0- 0	.000	26- 59	.441	262	7.5	16	41	13	252	7.2
1991	30-30	190- 345	.551	0- 0	1.000	80-134	.597	321	10.7	30	54	16	460	15.3
1992	35-35	212- 388	.546	0- 0	1.000	129-189	.683	316	9.0	54	43	17	553	15.8
1993	30-29	193- 364	.530	0- 1	.000	83-130	.638	306	10.2	41	61	14	469	15.6
Total	130-127	708-1299	.545	0- 3	.000	318-512	.621	1205	9.3	141	199	60	1734	13.3

## MICHAEL MADDOX

Forward • 6-9 • 226 • Atlanta, Ga.

- Three-year starter
- Member of 1996 ACC regular-season champions




### Career Statistics

Year	G-GS	FG- FGA	Pct	3P-3PA	Pct	FT- FTA	Pct	Reb	Avg	A	Bl	St	Pts	Avg
1995	30-12	108- 238	.454	26- 68	.382	31- 54	.574	135	4.5	36	19	27	273	9.1
1996	36-36	128- 257	.498	29- 68	.426	47- 72	.653	168	4.7	41	28	16	332	9.2
1997	27-27	97- 241	.402	30- 91	.330	37- 59	.627	163	6.0	38	13	24	261	9.7
1998	33-33	163- 343	.475	48-126	.381	63- 92	.685	221	6.7	57	33	35	437	13.2
Total	126-108	496-1079	.460	133-353	.377	178-277	.643	687	5.5	172	93	102	1303	10.3

## STEPHON MARBURY

Guard • 6-3 • 180 • Brooklyn, N.Y.

- First-team all-ACC, ACC Rookie of the Year, 1996
- Third-team all-America, 1996
- Freshman all-America, 1996
- ACC All-Tournament, 1996
- Fourth pick in the 1996 NBA draft (Milwaukee, traded to Minnesota)




### Career Statistics

Year	G-GS	FG- FGA	Pct	3P-3PA	Pct	FT- FTA	Pct	Reb	Avg	A	Bl	St	Pts	Avg
1996	36-35	235- 514	.457	88-238	.370	121-164	.738	113	3.1	161	4	63	679	18.9

## ANTHONY MORROW

Guard • 6-5 • 215 • Charlotte, N.C.

- All-ACC (honorable mention), 2008
- Holds Tech record for career free throw percentage
- Finished 19th on Tech all-time points list, 3rd in three-point FG



### Career Statistics

Year	G-GS	FG- FGA	Pct	3P-3PA	Pct	FT- FTA	Pct	Reb	Avg	A	Bl	St	Pts	Avg
2005	31-0	61- 154	.396	38-104	.365	17- 19	.895	59	1.9	11	8	14	177	5.7
2006	28-28	154- 348	.443	78-182	.429	63- 71	.887	127	4.5	46	5	30	449	16.0
2007	32-10	104- 244	.426	61-146	.418	49- 58	.845	87	2.7	28	3	19	318	9.9
2008	32-32	154- 336	.458	81-181	.448	67- 78	.859	130	4.1	34	10	36	456	14.3
TOTAL	123-70	473-1082	.437	258-613	.421	196-226	.867	403	3.3	119	26	99	1400	11.4

## CRAIG NEAL

Guard • 6-5 • 166 • Washington, Ind.

- All-ACC (third-team), 1989
- Holds Tech records for assists in game and season
- ACC record 303 assists in 1988
- Drafted by Portland in 1989 NBA draft



### Career Statistics

Year	G-GS	FG- FGA	Pct	3P-3PA	Pct	FT- FTA	Pct	Reb	Avg	A	Bl	St	Pts	Avg
1984	28-4	64- 136	.471	-	-	23- 34	.676	31	1.1	80	5	17	151	5.4
1985	4-0	4- 10	.400	-	-	2- 4	.500	3	0.8	9	0	1	10	2.5
1986	34-1	67- 156	.429	-	-	58- 70	.829	43	1.3	96	2	20	192	5.6
1987	29-16	74- 162	.457	34- 82	.415	36- 43	.837	52	1.8	171	3	33	218	7.5
1988	32-30	80- 170	.471	32- 88	.364	55- 77	.714	68	2.1	303	12	56	247	7.7
Total	127-51	289- 634	.456	66-170	.388	174-228	.763	197	1.6	659	22	127	818	6.4

## JIM NOLAN

Center • 6-8 • 210 • Macon, Ga.

- All-SEC Tournament, 1948; All-SEC, 1949
- Drafted by the Philadelphia Warriors
- Georgia Sports Hall of Fame, 1962
- Georgia Tech Hall of Fame, 1962


### Career Statistics

Year	G	FG- FGA	Pct	3P-3PA	Pct	FT- FTA	Pct	Reb	Avg	A	Bl	St	Pts	Avg
1946	21	-	-	-	-	-	-	-	-	-	-	-	-	-
1947	20	58-	-	-	-	36-	-	-	-	-	-	-	152	7.6
1948	21	93-	-	-	-	65-	-	-	-	-	-	-	251	12.0
1949	24	-	-	-	-	-	-	-	-	-	-	-	-	-
Total	86	420-	-	-	-	296-	-	-	-	-	-	-	1136	13.2

## BRIAN OLIVER

Guard • 6-4 • 211 • Smyrna, Ga.

- Second-team all-ACC, 1989 and 1990
- ACC Tournament MVP, 1990
- Second-round pick by Philadelphia, 1990 NBA draft
- Only Tech player with 1,000 points, 500 rebounds and 500 assists
- Georgia Tech Hall of Fame, 2000



### Career Statistics

Year	G-GS	FG- FGA	Pct	3P-3PA	Pct	FT- FTA	Pct	Reb	Avg	A	Bl	St	Pts	Avg
1987	29-15	72- 158	.456	7- 18	.389	54- 75	.720	91	3.1	92	3	26	205	7.1
1988	32-32	157- 310	.506	13- 38	.342	76-102	.745	139	4.3	112	0	42	403	12.6
1989	32-32	191- 345	.554	28- 70	.400	106-135	.785	179	5.6	223	1	44	516	16.1
1990	34-34	260- 504	.516	57-147	.388	147-204	.721	204	6.0	111	5	28	724	21.3
Total	127-113	680-1317	.516	105-273	.385	383-516	.742	613	4.8	538	9	140	1848	14.6

## ZACHERY PEACOCK

Forward • 6-8 • 235 • Miami, Fla.

- 40th on Georgia Tech career scoring list




### Career Statistics

Year	G-GS	FG- FGA	Pct	3P-3PA	Pct	FT- FTA	Pct	Reb	Avg	A	Bl	St	Pts	Avg
2007	30-9	63- 131	.481	11- 38	.289	27- 48	.563	88	2.9	20	8	18	164	5.5
2008	27-0	99- 197	.503	12- 40	.300	58- 72	.806	106	3.9	27	12	24	268	9.9
2009	30-30	108- 237	.456	6- 15	.400	55- 75	.733	144	4.8	28	21	32	277	9.2
2010	35-1	114- 239	.477	19- 51	.373	53- 67	.791	143	4.1	34	10	36	300	8.6
TOTAL	122-40	384- 804	.478	48-144	.333	193-262	.737	481	3.9	109	51	110	1009	8.3

## MARK PRICE

Guard • 6-1 • 174 • Enid, Okla.

- Three-time all-America (first-team in 1985)
- Four-time all-ACC selection (first-team, 1984-85-86)
- Finalist for Wooden and Naismith awards, 1986
- ACC Player of the Year, 1985
- Everett Case Award (ACC Tournament MVP), 1985
- ACC Rookie of the Year, 1983
- #25 jersey retired, March 2, 1986; #25 jersey also retired by Cleveland Cavaliers
- Georgia Sports Hall of Fame, 2005; Georgia Tech Hall of Fame, 1991
- Second-round pick by Dallas in 1986 (traded to CLE)




### Career Statistics

Year	G-GS	FG- FGA	Pct	3P-3PA	Pct	FT- FTA	Pct	Reb	Avg	A	Bl	St	Pts	Avg
1983	28-28	201- 462	.435	73-166	.440	93-106	.877	105	3.8	91	4	55	568	20.3
1984	29-29	191- 375	.509	-	-	70- 85	.824	61	2.1	121	0	55	452	15.6
1985	35-35	223- 462	.483	-	-	137-163	.840	71	2.0	150	2	66	583	16.7
1986	34-34	233- 441	.528	-	-	124-145	.855	94	2.8	148	5	64	590	17.4
Total	126-126	848-1740	.487	73-166	.440	424-499	.850	331	2.6	510	11	240	2193	17.4

## TERRY RANDALL

Guard • 5-10 • 165 • Columbia, Ky.

- All-SEC, 1958 and 1959
- Georgia Tech Hall of Fame, 1970



### Career Statistics

Year	G	FG- FGA	Pct	3P-3PA	Pct	FT- FTA	Pct	Reb	Avg	A	Bl	St	Pts	Avg
1957	26	153- 346	.442	-	-	112-135	.830	132	5.1	-	-	-	418	16.1
1958	25	157- 387	.406	-	-	94-123	.764	142	5.7	-	-	-	408	16.3
1959	26	138- 324	.426	-	-	87-110	.791	131	5.0	-	-	-	363	14.0
Totals	77	448-1057	.424	-	-	293-368	.796	405	5.3	-	-	-	1189	15.4

# CAREER STATISTICS OF TOP TECH PLAYERS

## JOHN SALLEY

**Forward-Center • 7-0 • 231 • Brooklyn, N.Y.**

- Second-team all-America, 1986
- Second-team all-ACC, 1985 & 1986
- #22 jersey retired, March 2, 1986
- Georgia Tech Hall of Fame, 1991
- 11th pick in the 1986 NBA draft (New Jersey)
- Part of four NBA championship teams in his professional career




### Career Statistics

Year	G-GS	FG- FGA	Pct	3P- 3PA	Pct	FT- FTA	Pct	Reb	Avg	A	Bl	St	Pts	Avg
1983	27-27	104- 207	.502	0- 0	.000	102-160	.638	153	5.7	36	35	18	310	11.5
1984	29-29	126- 214	.589	-	-	89-132	.674	167	5.8	73	67	22	341	11.8
1985	35-35	193- 308	.627	-	-	105-165	.636	250	7.1	93	82	29	491	14.0
1986	34-34	172- 284	.606	-	-	101-170	.594	228	6.7	117	59	28	445	13.1
Total	125-125	595-1013	.587	0- 0	.000	397-627	.633	798	6.4	319	243	97	1587	12.7

## DENNIS SCOTT

**Forward • 6-8 • 229 • Reston, Va.**

- First-team all-America, National Player of the Year, 1990
- Two-time all-ACC, 1989 (3rd) & 1990 (1st)
- ACC Player of the Year, 1990
- ACC Rookie of the Year, 1988
- Holds Tech records for 3-pt FG in game, season & career
- Scored ACC-record 970 points in 1990
- Fourth pick in 1990 NBA draft by Orlando Magic
- Georgia Tech Hall of Fame, 2001



### Career Statistics

Year	G-GS	FG- FGA	Pct	3P- 3PA	Pct	FT- FTA	Pct	Reb	Avg	A	Bl	St	Pts	Avg
1988	32-31	181- 411	.440	98-208	.471	36- 55	.655	161	5.0	116	11	43	496	15.5
1989	32-32	227- 512	.443	116-292	.397	79- 97	.814	131	4.1	98	7	45	649	20.3
1990	35-35	336- 722	.465	137-331	.414	161-203	.793	231	6.6	71	33	62	970	27.7
Total	99-98	744-1645	.452	351-831	.422	276-355	.777	523	5.3	285	51	150	2115	21.4

## IMAN SHUMPERT

**Guard • 6-5 • 212 • Oak Park, Ill.**

- Second-team All-ACC, 2011
- ACC All-Defensive Team, 2011
- ACC All-Tournament (2nd team), 2010
- Fourth pick in 1990 NBA draft by Orlando Magic



### Career Statistics

Year	G-GS	FG- FGA	Pct	3P- 3PA	Pct	FT- FTA	Pct	Reb	Avg	A	Bl	St	Pts	Avg
2009	31-31	106- 271	.391	32-102	.314	86-131	.656	121	3.9	154	6	64	330	10.6
2010	30-29	104- 270	.385	37-111	.333	54- 75	.720	108	3.6	120	5	58	299	10.0
2011	31-31	177- 436	.406	42-151	.278	141-175	.806	184	5.9	108	6	85	537	17.3
TOTAL	92-91	387- 977	.396	111-364	.305	281-381	.738	413	4.5	382	17	207	1166	12.7

## PETE SILAS

**Forward • 6-6 • 180 • Miami, Fla.**

- All-SEC, 1951 (3rd) & 1953 (1st)
- 1955 Pan-Am Games, Gold Medal
- Drafted by Minneapolis Lakers
- NCAA Silver Anniversary Award, 1978




### Career Statistics

Year	G	FG- FGA	Pct	3P- 3PA	Pct	FT- FTA	Pct	Reb	Avg	A	Bl	St	Pts	Avg
1951	27	121-	-	-	-	75-109	.688	-	-	-	-	-	317	11.6
1952	23	156-	-	-	-	81-	-	-	-	-	-	-	393	17.8
1953	22	144- 432	.333	-	-	86-131	.656	-	-	-	-	-	374	17.0
Totals	72	421-	-	-	-	242-	-	-	-	-	-	-	1084	15.1

## BROOK STEPPE

**Guard • 6-5 • 190 • Atlanta, Ga.**

- Tech's first all-ACC player in 1982 (second team)
- First-round NBA pick in 1983 by Kansas City




### Career Statistics

Year	G-GS	FG- FGA	Pct	3P- 3PA	Pct	FT- FTA	Pct	Reb	Avg	A	Bl	St	Pts	Avg
1979	26	57- 113	.504	-	-	55- 67	.821	35	1.3	21	3	16	169	6.5
1980	26	178- 352	.506	-	-	135-168	.804	111	4.3	64	4	27	491	18.9
1982	25-24	175- 329	.532	-	-	95-129	.736	136	5.4	49	10	26	445	17.8
Total	77	410- 794	.516	-	-	285-364	.783	282	3.7	134	17	69	1105	14.4

## JIM THORNE

**Guard • 6-2 • 175 • Cuyahoga Falls, Ohio**

- Finished career as Tech's all-time assists leader
- Georgia Tech Hall of Fame, 1979



### Career Statistics

Year	G	FG- FGA	Pct	3P- 3PA	Pct	FT- FTA	Pct	Reb	Avg	A	Bl	St	Pts	Avg
1969	24	49- 156	.314	-	-	55- 70	.786	94	3.9	88	-	-	153	6.4
1970	27	97- 182	.533	-	-	85-109	.780	95	3.5	163	-	-	279	10.3
1971	30	160- 333	.480	-	-	77-108	.713	112	5.5	160	-	-	397	13.2
Totals	81	306- 671	.456	-	-	217-287	.756	301	3.7	411	-	-	829	10.2

## PHIL WAGNER

**Guard • 6-2 • 187 • Cynthiana, Ky.**

- Drafted by Atlanta Hawks, 1968
- Georgia Tech Hall of Fame, 1973



### Career Statistics

Year	G	FG- FGA	Pct	3P- 3PA	Pct	FT- FTA	Pct	Reb	Avg	A	Bl	St	Pts	Avg
1966	26	145- 304	.477	-	-	97-123	.789	92	3.5	99	-	-	387	14.9
1967	21	164- 291	.564	-	-	82-104	.788	106	5.0	88	-	-	410	19.5
1968	20	140- 292	.479	-	-	112-137	.818	132	6.6	78	-	-	392	19.6
Totals	67	449- 887	.506	-	-	291-364	.799	330	4.9	265	-	-	1189	17.7

## JIM WOOD

**Center • 6-8 • 210 • Steubenville, Ohio**

- All-Metro, 1977 (second team)
- Georgia Tech Hall of Fame, 1985



### Career Statistics

Year	G	FG- FGA	Pct	3P- 3PA	Pct	FT- FTA	Pct	Reb	Avg	A	Bl	St	Pts	Avg
1974	25	119- 257	.463	-	-	40- 58	.690	138	5.5	18	-	-	278	11.1
1975	26	167- 327	.511	-	-	55- 78	.705	249	9.6	23	-	-	389	15.0
1976	27	165- 334	.494	-	-	68- 94	.723	166	6.1	31	-	-	398	14.7
1977	28	151- 313	.482	-	-	92-124	.742	187	6.7	28	-	-	394	14.1
Totals	106	602-1231	.489	-	-	255-354	.720	740	7.0	100	-	-	1459	13.8

## RICH YUNKUS

**Forward-Center • 6-9 • 215 • Benton, Ill.**

- Second-team All-America, 1971; third-team, 1970
- Sixth in the nation in scoring in 1970
- Tech's all-time leader in points & scoring avg.
- Three-time Academic All-America, 1969-71
- #40 jersey retired, 1971
- Georgia Tech Hall of Fame, 1976





### Career Statistics

Year	G	FG- FGA	Pct	3P- 3PA	Pct	FT- FTA	Pct	Reb	Avg	A	Bl	St	Pts	Avg
1969	25	243- 465	.523	-	-	117-156	.750	276	11.0	31	-	-	603	24.1
1970	27	317- 568	.558	-	-	180-217	.829	323	12.0	60	-	-	814	30.1
1971	32	314- 691	.454	-	-	187-241	.776	356	11.1	50	-	-	815	25.5
Totals	84	874-1724	.507	-	-	484-614	.788	955	11.4	141	-	-	2232	26.6

# CAREER TOTALS OF ALL TECH PLAYERS SINCE 1979-80

Years	Name	G	MP	FG	FGA	Pct	3P	3PA	Pct	FT	FTA	Pct	O-	D	Reb	Avg	A	TO	Bl	St	Pts	Avg
84-85	Adams, Bud	3	12	0-	1.000	0-	0	0.000	4-	6	.667	0-	0	0	0	0.0	0	0	1	0	4	1.3
06-09	Aminu, Alade	105	1786	300-	563	.533	0-	1	.000	113-	189	.598	173-	305	478	4.6	53	118	105	66	713	6.8
89-91	Anderson, Kenny	65	2488	561-	1185	.43	113-	302	.374	262-	333	.787	113-	251	364	5.6	454	252	5	168	1497	23.0
07-09	Anderson, Ty	10	27	3-	8	.375	0-	3	.000	0-	2	.000	3-	1	4	0.4	0	3	0	1	6	0.6
98-02	Akins, Tony	122	3969	529-	1369	.386	301-	812	.371	299-	396	.755	80-	355	435	3.6	561	404	3	173	1658	13.6
96-01	Babul, Jon	100	2153	140-	382	.366	15-	67	.223	133-	207	.643	188-	214	402	4.0	108	137	38	48	428	4.3
90-94	Balanis, Rod	34	95	13-	31	.419	1-	9	.111	7-	9	.778	5-	11	16	0.5	11	11	1	0	34	1.0
93-95	Barbic, Yann	23	152	19-	48	.396	5-	19	.263	8-	13	.615	12-	17	29	1.3	16	26	0	7	51	2.2
89-94	Barnes, Darryl	63	365	37-	84	.440	0-	0	.000	13-	26	.500	21-	58	79	1.3	10	23	33	4	87	1.4
92-96	Barry, Drew	117	3910	409-	915	.447	179-	485	.369	256-	329	.778	76-	406	482	4.1	724	366	41	193	1253	10.7
90-92	Barry, Jon	65	2319	381-	873	.436	176-	474	.371	142-	201	.706	63-	199	262	4.0	317	188	24	124	1080	16.6
06-10	Bell, D'Andre	124	2349	214-	505	.424	33-	101	.327	121-	165	.733	73-	159	232	1.9	163	171	31	123	582	4.7
91-95	Best, Travis	124	4504	703-	1540	.456	258-	656	.393	393-	486	.809	66-	316	382	3.1	692	324	15	217	2057	16.6
87-88	Boisvert, Dave	9	27	4-	10	.400	0-	0	.000	0-	3	.000	0-	12	12	1.3	4	0	0	1	8	0.9
02-03	Bosh, Chris	31	960	168-	300	.560	22-	46	.478	127-	174	.730	95-	183	278	9.0	38	72	67	30	485	15.6
81-83	Bradford, Maurice	51	582	147-	310	.474	0-	1	.000	89-	158	.563	-	-	214	4.2	96	78	10	23	383	7.5
94-97	Brennan, Bryan	31	49	6-	24	.250	2-	8	.250	5-	8	.625	3-	4	7	0.2	3	3	0	5	19	0.6
88-89	Brittian, Maurice	32	653	60-	97	.619	0-	0	.000	23-	31	.742	-	-	146	4.6	43	0	16	10	143	4.5
01-04	Brooks, Robert	111	1287	100-	217	.461	0-	0	.000	44-	74	.594	97-	191	288	2.6	56	78	52	55	244	2.2
88-90	Brown, Karl	67	1643	64-	187	.342	18-	62	.290	90-	133	.677	14-	97	111	1.7	233	47	3	69	236	3.5
04-05	Bynum, Will	62	1489	220-	545	.404	83-	255	.325	165-	216	.764	28-	117	145	2.3	154	132	1	60	688	11.1
81-84	Byrd, Anthony	79	920	248-	481	.516	23-	57	.000	96-	125	.768	-	-	169	2.1	85	35	7	65	615	7.8
06-09	Cage, Gary	10	33	1-	3	.333	1-	2	.500	2-	3	.667	0-	1	1	0.1	5	3	0	1	5	0.5
85-86	Carr, Michael	7	22	3-	6	.500	0-	0	.000	1-	2	.500	0-	3	3	0.6	1	0	0	0	7	1.4
96-97	Cassidy, Omar	7	24	0-	2	.000	0-	2	.000	0-	1	.000	0-	0	0	0.0	6	4	0	2	0	0.0
07-08	Causey, Matt	30	538	72-	121	.421	36-	85	.424	37-	49	.755	8-	37	45	1.5	111	72	1	29	217	7.2
87-88	Christian, Michael	9	159	15-	42	.357	7-	13	.538	4-	7	.571	-	-	22	2.4	25	0	2	3	41	4.6
06-09	Clinch, Lewis	93	2420	377	928	.406	176	481	.366	118	177	.667	71-	167	238	2.6	175	191	9	66	1048	11.3
80-82	Cole, Dave	28	164	21-	47	.447	0-	0	.000	22-	38	.579	-	-	44	1.6	2	27	4	2	64	2.3
98-00	Collier, Jason	55	1824	331-	723	.458	63-	174	.362	214-	294	.728	129-	329	458	8.3	85	184	67	38	939	17.1
09-12	Craig, Derek	23	80	8-	26	.308	3-	17	.176	2-	2	1.000	1-	8	9	0.4	6	8	0	4	21	0.9
06-07	Crittenton, Javaris	32	1003	158-	351	.450	36-	101	.356	108-	138	.783	28-	91	119	3.7	184	124	2	65	460	14.4
97-98	Culbreth, Bert	5	19	2-	9	.222	1-	6	.167	0-	0	.000	0-	3	3	0.6	0	1	1	0	5	1.0
83-87	Dalrymple, Bruce	126	4331	614-	1269	.484	12-	45	.267	348-	488	.713	-	-	744	5.9	446	-	13	227	1588	12.6
05-07	Dickey, Ra'Sean	89	1806	301-	501	.601	1-	4	.250	172-	247	.696	149-	304	453	5.1	52	183	96	60	775	8.7
08-09	Dieng, Bassirou	9	58	4-	5	.800	1-	1	1.000	2-	5	.400	3-	9	12	1.3	1	6	3	1	11	1.2
88-91	Domalik, Brian	57	409	28-	88	.318	22-	64	.344	15-	29	.517	7-	17	24	0.4	43	34	0	8	93	1.6
02-05	Elder, B.J.	122	3130	587-	1376	.427	222-	600	.370	220-	293	.751	127-	176	303	2.5	196	216	12	106	1616	13.2
93-97	Elisma, Eddie	122	3200	368-	669	.550	2-	5	.400	166-	281	.591	342-	423	765	6.3	91	182	180	90	904	7.4
01-03	Ewing, David	13	17	2-	4	.500	0-	0	.000	0-	0	.000	0-	4	4	0.3	0	1	0	0	4	0.3
09-10	Favors, Derrick	36	989	179-	293	.611	0-	1	.000	90-	143	.629	108-	195	303	8.4	37	90	74	32	448	12.4
07-08	Faye, Mouhammad	35	416	51-	131	.389	10-	45	.222	17-	36	.472	35-	51	86	2.5	26	42	14	21	129	3.7
99-01	Fein, Shaun	60	1792	249-	449	.554	140-	368	.380	86-	126	.683	41-	149	190	3.2	168	101	7	57	718	12.0
84-88	Ferrell, Duane	127	3999	720-	1340	.537	10-	29	.345	368-	502	.733	-	-	680	5.4	289	0	52	119	1818	14.3
96-00	Floyd, Jason	121	2808	363-	932	.389	169-	522	.324	120-	155	.774	152-	225	377	3.1	150	184	34	79	1015	8.4
84-87	Ford, Antoine	98	1375	109-	239	.456	0-	0	.000	63-	96	.656	-	-	276	2.8	50	0	87	18	281	2.9
09-12	Foreman, Nick	106	928	49-	115	.426	19-	49	.388	27-	39	.692	38-	58	96	0.9	34	25	10	32	144	1.4
91-95	Forrest, James	114	3775	812-	1614	.503	3-	18	.167	351-	507	.692	268-	578	846	7.4	181	236	88	115	1978	17.4
05-06	Fredrick, Zam	47	934	121-	310	.390	33-	105	.314	54-	75	.720	17-	66	83	1.8	125	107	3	28	329	7.0
90-93	Gaddy, James	17	43	6-	19	.316	1-	2	.000	0-	0	.000	5-	4	9	0.5	7	4	0	3	13	0.8
81-82	Gardner, Scott	11	-	2-	5	.400	0-	0	.000	0-	3	.000	0-	3	3	0.3	0	2	0	0	4	0.4
95-96	Gaston, Juan	35	351	50-	110	.455	5-	16	.313	22-	38	.579	35-	43	78	2.2	12	18	3	21	127	3.6
90-92	Geiger, Matt	62	1683	295-	507	.582	0-	5	.000	133-	192	.693	164-	262	426	6.9	63	122	94	30	723	11.7
90-91	Gemberling, Brian	4	8	3-	7	.429	0-	1	.000	0-	0	.000	2-	3	5	1.3	0	1	0	0	6	1.5
97-98	Glover, Dion	33	1163	222-	503	.441	45-	166	.271	119-	186	.640	73-	93	166	5.0	86	119	8	70	608	18.4
80-82	Goza, Lee	53	828	176-	284	.620	0-	0	.000	94-	144	.653	-	-	285	5.4	52	134	20	12	446	8.4
79-81	Hall, Fred	41	859	147-	365	.403	0-	0	.000	54-	86	.628	-	-	117	2.9	29	86	8	23	348	8.5
85-89	Hammonds, Tom	123	4387	853-	1506	.566	1-	3	.333	374-	467	.801	-	-	885	7.2	169	0	72	59	2081	16.9
91-95	Harlicka, Todd	45	116	10-	45	.222	5-	27	.185	4-	4	1.000	7-	6	13	0.3	8	17	2	13	29	0.7
94-98	Harpring, Matt	124	4506	753-	1621	.465	211-	585	.361	508-	675	.753	395-	602	997	8.0	289	356	29	178	2225	17.9
00-01	Harpring, Patrick	8	14	1-	7	.143	1-	2	.500	0-	0	.000	1-	1	2	0.2	0	1	0	1	3	0.4
82-84	Harvey, Tim	55	1018	87-	193	.451	2-	2	1.000	70-	116	.603	-	-	187	3.4	54	0	31	13	246	4.5
11-12	Hicks, Nate	47	402	28-	51	.549	0-	0	.000	9-	23	.391	39-	59	98	2.1	7	19	28	3	65	1.4
90-93	Hill, Bryan	94	1908	174-	398	.437	47-	118	.398	79-	144	.549	77-	139	216	2.3	192	159	19	73	474	5.0
94-96	Hodge, Bucky	53	281	20-	57	.351	1-	2	.500	6-	12	.500	25-	26	51	1.0	10	25	11	3	47	0.9
79-80	Horton, Lenny	26	957	171-	293	.584	0-	0	.000	104-	127	.819	-	-	170	6.5	44	55	5	36	446	17.2
81-82	Howard, Brian	25	-	73-	137	.533	0-	0	.000	29-	39	.744	-	-	47	1.9	62	66	1	19	175	7.0
99-01	Isenhour, Michael	39	300	14-	45	.311	0-	0	.000	9-	14	.643	14-	24	38	1.0	14	30	4	7	37	0.9
03-05	Jack, Jarrett	101	3260																			

# CAREER TOTALS OF ALL TECH PLAYERS SINCE 1979-80



Years	Name	G	MP	FG- FGA	Pct	3P- 3PA	Pct	FT- FTA	.Pct	O- D	Reb	Avg	A	TO	Bl	St	Pts	Avg
89-93	Mackey, Malcolm	130	4141	708-1299	.545	0- 3	.000	318- 512	.621	476- 729	1205	9.3	141	265	199	60	1734	13.3
94-98	Maddox, Michael	126	3639	496-1079	.460	133- 353	.377	178- 277	.643	232- 455	687	5.5	172	251	93	102	1303	10.3
79-80	Mann, John	26	899	50- 107	.467	0- 0	.000	10- 20	.500	- -	84	3.2	41	43	4	30	110	4.2
82-86	Mansell, Jack	68	329	29- 83	.349	0- 2	.000	24- 32	.750	- -	71	1.0	11	0	10	11	82	1.2
1996	Marbury, Stephon	32	1345	235- 514	.457	88- 238	.370	121- 164	.738	34- 79	113	3.1	161	115	4	63	679	18.9
84-88	Martinson, John	50	173	9- 23	.391	0- 2	.000	22- 35	.629	- -	9	0.2	16	0	0	11	40	0.8
02-05	McHenry, Anthony	130	2076	144- 367	.392	25- 117	.214	54- 97	.557	96- 211	307	2.4	159	131	95	110	367	2.8
88-90	McNeil, Johnny	67	1567	144- 266	.541	0- 0	.000	101- 137	.737	63- 293	356	5.3	53	30	19	29	389	5.8
96-98	Medlock, Jan	21	49	5- 10	.500	0- 0	.000	5- 6	.833	3- 6	9	0.4	5	7	4	1	15	0.7
08-11	Miller, Maurice (Moe)	115	2279	201- 530	.379	69- 225	.307	221- 268	.787	52- 190	242	2.1	342	232	7	130	682	5.9
82-83	Mills, David	14	54	5- 8	.625	4- 6	.000	3- 4	.750	- -	5	0.4	6	0	0	1	17	1.2
00-04	Moore, Clarence	103	2058	236- 553	.427	64- 178	.360	124- 187	.663	168- 297	465	4.5	146	153	57	116	660	6.4
92-94	Moore, Martice	56	1585	228- 538	.424	56- 159	.000	61- 88	.693	85- 174	259	4.6	117	128	28	54	573	10.2
11-12	Moore, McPherson	10	19	3- 6	.500	2- 3	.667	0- 0	.000	2- 1	3	0.3	1	1	2	1	8	0.8
96-97	Morris, Kevin	27	781	54- 197	.274	36- 131	.275	15- 25	.600	15- 43	58	2.1	85	67	2	43	159	5.9
05-08	Morrow, Anthony	123	2906	473-1082	.437	258- 613	.421	196- 226	.867	152- 251	403	3.3	119	140	26	99	1400	11.4
02-05	Muhammad, Isma'il	126	2512	388- 796	.487	11- 44	.250	192- 390	.492	208- 324	532	4.2	182	228	33	129	979	7.8
86-91	Munlyn, James	103	966	81- 210	.386	0- 0	.000	49- 92	.533	25- 202	227	2.2	30	11	45	31	211	2.0
94-96	Murphy, Ryan	22	51	10- 26	.385	4- 13	.308	2- 3	.667	5- 2	7	0.3	9	3	1	2	26	1.2
83-88	Neal, Craig	127	3095	289- 636	.454	66- 170	.388	174- 228	.763	- -	197	1.6	659	0	22	127	818	6.4
79-82	Neal, Steve	40	322	20- 56	.357	0- 0	.000	16- 29	.552	- -	60	1.5	8	33	4	3	56	1.4
98-02	Neal, Winston	24	39	3- 17	.176	0- 5	.000	1- 4	.250	3- 5	8	0.3	2	3	0	0	7	0.3
02-04	Nelson, David	26	45	4- 10	.400	2- 5	.400	1- 2	.500	0- 2	2	0.1	5	10	0	2	11	0.4
01-03	Nelson, Ed	62	1575	196- 439	.446	0- 8	.000	122- 194	.629	142- 276	418	6.7	43	106	33	52	514	8.3
80-81	New, David	16	155	3- 13	.231	0- 0	.000	6- 8	.750	- -	10	0.6	4	12	1	2	12	0.8
90-94	Newbill, Ivano	123	2441	186- 367	.507	0- 6	.000	102- 219	.466	249- 405	654	5.3	123	151	82	56	474	3.9
79-80	Nidiffer, Toby	7	23	1- 3	.333	0- 0	.000	0- 0	.000	- -	2	0.3	0	0	0	0	2	0.3
79-80	Noyes, Rob	22	514	24- 66	.364	0- 0	.000	26- 45	.578	- -	79	3.6	30	32	2	13	74	3.4
03-04	Nyström, Jim	21	101	16- 34	.471	8- 24	.333	2- 4	.500	2- 5	7	0.3	7	7	0	5	42	2.0
79-80	O'Brien, Kerry	26	848	80- 138	.580	0- 0	.000	14- 25	.560	- -	47	1.8	78	52	5	28	174	6.7
86-90	Oliver, Brian	127	4425	680-1317	.516	105- 273	.385	383- 516	.742	82- 531	613	4.8	538	97	9	140	1848	14.6
10-11	Oliver, Brian	58	1211	172- 457	.376	99- 292	.339	41- 53	.774	58- 108	166	2.9	63	73	16	24	484	8.3
80-81	Patterson, Bill	2	30	8- 20	.400	0- 0	.000	1- 1	1.000	- -	2	1.0	1	4	0	2	17	8.5
82-83	Pearson, Danny	28	857	89- 176	.506	0- 0	.000	61- 87	.701	- -	145	5.2	45	0	10	15	239	8.5
79-80	Peck, Steve	20	168	8- 30	.267	0- 0	.000	8- 12	.667	- -	23	1.2	5	22	0	3	24	1.2
07-10	Peacock, Zachery	122	2660	384- 804	.478	48- 144	.333	193- 262	.737	188- 293	481	3.9	109	182	51	110	1009	8.3
97-00	Perry, Kyle	14	22	2- 4	.500	0- 0	.000	1- 3	.333	0- 1	1	0.1	2	4	0	1	5	0.4
83-85	Petway, Scott	64	1393	92- 202	.455	0- 0	.000	50- 70	.714	- -	166	2.6	126	0	5	45	234	3.7
98-99	Prentice, Jason	6	6	1- 3	.333	0- 0	.000	0- 1	.000	0- 1	1	0.2	1	0	0	0	2	0.3
82-86	Price, Mark	126	4604	848-1740	.487	73- 166	.440	424- 499	.850	- -	331	2.6	510	0	11	240	2193	17.4
85-89	Reese, Willie	49	161	24- 48	.500	0- 0	.000	22- 36	.611	- -	44	0.9	3	0	15	4	70	1.4
10-12	Rice, Jr., Glen	87	2156	316- 727	.435	100- 289	.346	129- 211	.611	143- 278	421	4.8	185	162	47	111	861	9.9
82-86	Salley, John	125	4197	595-1013	.587	0- 0	.000	397- 627	.633	- -	798	6.4	319	0	243	97	1587	12.7
95-97	Saunders, Gary	57	1423	182- 415	.439	46- 150	.307	72- 109	.661	63- 73	136	2.4	92	103	16	48	482	8.5
02-05	Schenscher, Luke	119	2546	359- 662	.542	2- 5	.400	153- 242	.632	232- 408	640	5.4	95	198	157	68	873	7.3
87-90	Scott, Dennis	99	3686	744-1645	.452	351- 831	.000	276- 355	.777	65- 458	523	5.3	285	90	51	150	2115	21.4
79-81	Shaw, Steve	51	889	44- 113	.389	0- 0	.000	30- 61	.492	- -	125	2.5	21	71	4	8	118	2.3
85-89	Sherrod, Anthony	97	1029	134- 292	.459	4- 19	.211	46- 63	.730	- -	203	2.1	58	0	4	22	318	3.3
09-11	Shumpert, Iman	92	2877	387- 977	.396	111- 364	.305	281- 381	.738	103- 310	413	4.5	382	280	17	207	1166	12.7
05-08	Smith, Jeremis	106	2679	343- 645	.532	7- 32	.219	259- 452	.573	263- 445	708	6.7	174	178	37	135	952	9.0
2012	Spain, D.J.	2	3	1- 2	.500	0- 0	.000	0- 0	.000	1- 0	1	0.5	1	1	0	0	2	1.0
97-98	Spivey, Travis	33	958	63- 158	.399	17- 56	.304	44- 64	.688	34- 76	110	3.3	143	111	3	48	187	5.7
79-82	Steppe, Brook	51	904	353- 681	.518	0- 0	.000	230- 297	.774	- -	247	4.8	113	149	14	53	936	18.4
08-11	Storrs, Lance	95	1275	88- 275	.320	58- 181	.320	24- 35	.686	30- 105	135	1.4	83	74	4	35	258	2.7
03-06	Tarver, Theodis	96	1092	74- 159	.465	0- 0	.000	22- 37	.595	82- 124	206	2.1	34	66	82	36	199	2.1
79-83	Thomas, George	96	1878	291- 712	.409	10- 31	.323	115- 185	.622	- -	438	4.6	221	161	16	137	707	7.4
96-00	Trotti, Paul	29	54	9- 27	.333	1- 6	.167	0- 0	.000	3- 5	8	0.3	7	3	0	0	19	0.7
97-01	Vines, T.J.	124	2396	176- 497	.354	108- 325	.332	81- 137	.591	50- 133	183	1.5	231	184	4	115	541	4.5
91-94	Vinson, Fred	61	1143	150- 365	.411	92- 240	.383	35- 44	.795	62- 90	152	2.5	51	68	9	43	427	7.0
04-07	West, Mario	103	1436	118- 251	.470	15- 52	.288	82- 121	.678	76- 157	233	2.3	130	90	21	119	333	3.2
88-92	White, Greg	36	84	9- 31	.290	0- 3	.000	7- 13	.538	4- 4	8	0.2	7	8	0	2	25	0.7
87-89	Whitmore, David	33	416	61- 117	.521	0- 1	0.0	42- 62	.677	- -	60	1.8	20	0	13	17	164	5.0
95-96	Williams, Ajani	4	5	1- 3	.333	0- 0	.000	2- 0	.000	2- 0	2	0.5	1	0	0	0	2	0.5
93-95	Williams, C.J.	31	337	34- 71	.479	8- 27	.296	19- 23	.826	16- 20	36	1.2	19	17	3	8	95	3.1
79-80	Williams, John	4	10	1- 4	.250	0- 0	.000	5- 6	.833	- -	2	0.5	0	1	0	0	7	1.8
83-84	Williams, Ron	5	9	1- 2	.500	0- 0	.000	0- 0	.000	- -	2	0.4	0	0	0	0	2	0.4
80-84	Wilson, Greg	72	586	67- 161	.416	0- 0	.000	56- 111	.505	- -	143	2.0	10	59	19	8	190	2.6
06-07	Young, Thaddeus	31	917	177- 370	.478	39- 93	.419	52- 70	.743	72- 79	151	4.9	63	67	12	40	445	14.4

Matt Harpring (15), Mark Price (25), Dennis Scott (4), Tom Hammonds (20), Travis Best (3) and James Forrest (34) rank No. 2 through 6 on Georgia Tech's all-time scoring list.

# TECH PLAYERS IN THE NBA

## Alade Aminu

Miami Heat (2010)

## Kenny Anderson

New Jersey Nets (1991-95)  
Charlotte Hornets (1996)  
Portland Trailblazers (1997-98)  
Boston Celtics (1998-2002)  
Seattle Supersonics (2003)  
New Orleans Hornets (2003)  
Indiana Pacers (2004)  
Atlanta Hawks (2005)  
Los Angeles Clippers (2005)

## Drew Barry

Atlanta Hawks (1998)  
Seattle Supersonics (1999-2000)  
Golden State Warriors (2000)  
Atlanta Hawks (2000)

## Jon Barry

Milwaukee Bucks (1992-95)  
Golden State Warriors (1996)  
Atlanta Hawks (1997)  
Los Angeles Lakers (1998)  
Sacramento Kings (1999-2001)  
Detroit Pistons (2002-2003)  
Denver Nuggets (2004)  
Atlanta Hawks (2005)  
Houston Rockets (2005-06)

## Travis Best

Indiana Pacers (1996-2002)  
Chicago Bulls (2002)  
Miami Heat (2003)  
Dallas Mavericks (2004)  
New Jersey Nets (2005)

## Chris Bosh

Toronto Raptors (2004-10)  
Miami Heat (2011-12)

## Will Bynum

Golden State Warriors (2006)  
Detroit Pistons (2009-12)

## Jim Caldwell

New York Knicks (1967-68)  
New Jersey Americans (1967-68)  
Kentucky Colonels (1968-69)

## Jason Collier

Houston Rockets (2001-03)  
Atlanta Hawks (2004-05)

## Javaris Crittenton

Los Angeles Lakers (2008)  
Memphis Grizzlies (2008-09)  
Washington Wizards (2009-10)

## Derrick Favors

New Jersey Nets/Denver Nuggets (2011-12)

## Duane Ferrell

Atlanta Hawks (1989-94)  
Indiana Pacers (1995-97)  
Golden State Warriors (1998-99)

## Matt Geiger

Miami Heat (1993-95)  
Charlotte Hornets (1996-98)  
Philadelphia 76ers (1999-2002)

## Dion Glover

Atlanta Hawks (2000-04)  
Toronto Raptors (2004)  
San Antonio Spurs (2005)

## Tom Hammonds

Washington Bullets (1990-92)  
Charlotte Hornets (1992)  
Denver Nuggets (1993-97)  
Minnesota Timberwolves (1998-2001)

## Matt Harpring

Orlando Magic (1999-2000)  
Cleveland Cavaliers (2001)  
Philadelphia 76ers (2002)  
Utah Jazz (2003-09)

## Jarrett Jack

Portland Trail Blazers (2006-08)  
Indiana Pacers (2009)  
Toronto Raptors (2010-11)  
New Orleans Hornets (2011-12)

## Alvin Jones

Philadelphia 76ers (2002)

## Gani Lawal

Phoenix Suns (2011)

## Malcolm Mackey

Phoenix Suns (1994)

## Stephon Marbury

Minnesota Timberwolves (1997-99)  
New Jersey Nets (1999-2001)  
Phoenix Suns (2002-04)  
New York Knicks (2004-08)  
Boston Celtics (2009)

## Anthony Morrow

Golden State Warriors (2009-10)  
New Jersey Nets (2011-12)

## Craig Neal

Portland Trailblazers (1988-89)  
Miami Heat (1988-89)  
Denver Nuggets (1990-91)

## Ivano Newbill

Detroit Pistons (1995)  
Atlanta Hawks (1997)  
Vancouver Grizzlies (1998)

## Jim Nolan

Philadelphia Warriors (1949-50)

## Brian Oliver

Philadelphia 76ers (1991-92)  
Atlanta Hawks (1998)

## Mark Price

Cleveland Cavaliers (1987-95)  
Washington Bullets (1996)  
Golden State Warriors (1997-98)  
Orlando Magic (1998)

## John Salley

Detroit Pistons (1987-92)  
Miami Heat (1993-95)  
Toronto Raptors (1996)  
Chicago Bulls (1996)  
Los Angeles Lakers (2000)

## Luke Schenscher

Chicago Bulls (2006)  
Portland Trail Blazers (2007)

## Dennis Scott

Orlando Magic (1991-97)  
Dallas Mavericks (1998)  
Phoenix Suns (1998)  
New York Knicks (1999)  
Minnesota Timberwolves (1999)  
Vancouver Grizzlies (2000)

## Iman Shumpert

New York Knicks (2012)

## Brook Steppe

Kansas City Kings (1983)  
Indiana Pacers (1984)  
Detroit Pistons (1985)  
Sacramento Kings (1987)  
Portland Trailblazers (1989)

## Fred Vinson

Atlanta Hawks (1995)  
Seattle Supersonics (2000)

## Phil Wagner

Indiana Pacers (1969)

## Mario West

Atlanta Hawks (2008-10)  
New Jersey Nets (2011)

## Thaddeus Young

Philadelphia 76ers (2008-12)

## DRAFT PICKS AND FREE AGENTS

### 2011

Iman Shumpert - 1st/17th pick, New York Knicks

### 2010

Derrick Favors - 1st/3rd pick, New Jersey Nets  
Gani Lawal - 2nd/46th overall, Phoenix Suns

### 2009

Alade Aminu - FA, Miami Heat  
Anthony Morrow - FA, Golden State Warriors

### 2007

Thaddeus Young - 1st/12th pick\*, Philadelphia 76ers  
Javaris Crittenton - 1st/19th, Los Angeles Lakers  
Mario West - FA, Atlanta Hawks

### 2005

Jarrett Jack - 1st/22nd pick, Denver Nuggets  
Traded to Portland Trail Blazers  
Will Bynum - FA, Boston Celtics  
Luke Schenscher - FA, Denver Nuggets

### 2003

Chris Bosh - 1st/4th pick\*, Toronto Raptors

### 2001

Alvin Jones - 2nd/57th pick, Philadelphia 76ers

### 2000

Jason Collier - 1st/15th pick, Milwaukee Bucks  
Traded to Houston Rockets

### 1999

Dion Glover - 1st/20th pick, Atlanta Hawks

### 1998

Matt Harpring - 1st/15th pick, Orlando Magic

### 1997

Eddie Elisma - 2nd/41st pick, Seattle Supersonics

### 1996

Stephon Marbury - 1st/4th pick\*, Milwaukee Bucks  
Traded to Minnesota Timberwolves  
Drew Barry - 2nd/57th, Seattle Supersonics

### 1995

Travis Best - 1st/22nd pick, Indiana Pacers  
James Forrester - 3rd/34th, Omaha Racers (CBA)

### 1994

Fred Vinson - FA, Atlanta Hawks  
Ivano Newbill - FA, Detroit Pistons

### 1993

Malcolm Mackey - 1st/27th pick, Phoenix Suns

### 1992

Jon Barry - 1st/21st pick, Boston Celtics  
Matt Geiger - 2nd/42nd, Miami Heat

### 1991

Kenny Anderson - 1st/2nd pick\*, New Jersey Nets

### 1990

Dennis Scott - 1st/4th pick\*, Orlando Magic  
Brian Oliver - 2nd/32nd, Philadelphia 76ers

### 1989

Tom Hammonds - 1st/9th pick\*, Washington Bullets  
Anthony Sherrod - 7th/110th, Tulsa (CBA)

### 1988

Craig Neal - 3rd/71st pick, Portland Trailblazers  
Duane Ferrell - FA, Atlanta Hawks;

### 1987

Bruce Dalrymple - 2nd/46th pick, Phoenix Suns

### 1986

Mark Price - 2nd/25th pick, Dallas Mavericks  
Traded to Cleveland Cavaliers  
John Salley - 1st/11th pick\*, Detroit Pistons

### 1985

Yvon Joseph - 2nd/36th pick, New Jersey Nets

### 1983

George Thomas - 8th/173rd pick, Atlanta Hawks

### 1982

Brook Steppe - 1st/17th pick, Kansas City Kings

### 1980

Lenny Horton - 5th/112th pick, Seattle Supersonics

### 1979

Tico Brown - 2nd/23rd pick, Utah Jazz  
Sammy Drummer - 4th/76th, Houston Rockets

### 1971

Rich Yunkus - 3rd/38th pick, Cincinnati Royals;  
3rd, Carolina (ABA)

### 1970

Bob Seemer - 10th/169th pick, Milwaukee Bucks

### 1968

Phil Wagner - 6th/75th pick, Atlanta Hawks;  
5th, Indiana (ABA)

### 1967

Pres Judy - Round n/a, Kentucky Colonels (ABA)

### 1965

Jim Caldwell - 3rd/28th pick, Los Angeles Lakers  
Ronald Scharf - 15th/107th, Cincinnati Royals

### 1961

Roger Kaiser - 4th/41st pick, Chicago Bulls;  
Round n/a, New York (ABL)

### 1960

Dave Denton - 6th/43rd pick, New York Knicks;  
Round n/a, Hawaii (ABL)

### 1953

Pete Silas - Round n/a, Minneapolis Lakers

### 1950

Colin Anderson - Round n/a, Indianapolis Kautskys

### 1949

Jim Nolan - Round n/a, Philadelphia Warriors

### 1947

Frank Broyles - Round n/a, Toronto Huskies

\*denotes lottery pick

# ALL-AMERICANS

## Roger Kaiser, G

1960 Look/USBWA (1st)  
The Sporting News (2nd)  
1961\* Associated Press (1st)  
United Press Int'l (1st)  
NEA (1st)  
The Sporting News (1st)  
Look/USBWA (1st)  
NABC (2nd)

## Rich Yunkus, C

1970 Associated Press (3rd)  
United Press Int'l (3rd)  
The Sporting News (HM)  
1971 NABC (2nd)  
The Sporting News (HM)

## Tico Brown, G

1977 The Sporting News (HM)  
1978 The Sporting News (HM)  
1979 The Sporting News (HM)

## Sammy Drummer, F

1978 The Sporting News (HM)  
1979 The Sporting News (HM)

## Brook Steppe, F

1980 The Sporting News (HM)

## Mark Price, G

1983 The Sporting News (HM)  
1984 United Press Int'l (3rd)  
Basketball Weekly (3rd)  
The Sporting News (HM)  
1985# ESPN (1st)  
NBC-TV (1st)  
Associated Press (2nd)  
Kodak (2nd)  
United Press Int'l (3rd)  
Basketball Weekly (3rd)  
The Sporting News (HM)  
1986 Wooden (1st)  
NABC (2nd)  
Basketball Weekly (2nd)  
Associated Press (3rd)  
United Press Int'l (3rd)  
The Sporting News (HM)

## John Salley, C

1985 The Sporting News (HM)  
1986 NABC (2nd)  
Associated Press (HM)  
United Press Int'l (HM)

## Duane Ferrell, F

1986 The Sporting News (HM)  
1987 The Sporting News (HM)  
1988 The Sporting News (HM)

## Tom Hammonds, F

1986 The Sporting News (HM)  
1987 The Sporting News (HM)  
1988 The Sporting News (HM)  
1989 The Sporting News (HM)  
NABC (3rd)  
Basketball Times (3rd)

## Brian Oliver, G

1989 The Sporting News (HM)  
1990 Associated Press (HM)  
United Press Int'l (HM)  
The Sporting News (HM)

## Dennis Scott, F

1989 Sporting News (HM)  
1990# The Sporting News (1st)  
USBWA (1st)  
Naismith (1st)  
The National (1st)  
Associated Press (2nd)  
United Press Int'l (2nd)  
Wooden (2nd)  
Scripps Howard (2nd)  
NABC (3rd)

## Kenny Anderson, G

1990 The Sporting News (2nd)  
Wooden (2nd)  
NABC (2nd)  
Associated Press (3rd)  
United Press Int'l (HM)  
1991\* Associated Press (1st)  
United Press Int'l (1st)  
USBWA (1st)  
NABC (1st)  
The Sporting News (2nd)  
Basketball Times (1st)  
Basketball Weekly (1st)  
Naismith (1st)  
Wooden (1st)

## Malcolm Mackey, F

1993 United Press Int'l (HM)

## James Forrest, F

1993 Associated Press (HM)  
1994 Associated Press (HM)

## Travis Best, G

1994 Scripps-Howard (HM)  
1995 Basketball Weekly (2nd)

## Stephon Marbury, G

1996 Associated Press (3rd)  
College Sports (3rd)  
Wooden (3rd)

## Matt Harpring, F

1997 The Sporting News (HM)  
1998 Basketball America (1st)  
Dick Vitale (1st)  
USBWA (2nd)  
Basketball Weekly (2nd)  
Basketball News (2nd)  
Associated Press (3rd)  
Basketball Times (3rd)

## B.J. Elder, G

2004 Associated Press (HM)

## Jarrett Jack, G

2005 Associated Press (HM)  
Sl.com (HM)  
Rivals.com (3rd)

\* Consensus first-team selection  
# Consensus second-team selection



## Academic All-America

1964 Jim Caldwell, C (2nd)  
1969 Rich Yunkus, C  
1970 Rich Yunkus, C  
1971 Rich Yunkus, C  
1997 Matt Harpring, F (2nd)  
1998 Matt Harpring, F (1st)

## Academic All-District III

1996 Matt Harpring, F  
1997 Matt Harpring, F  
1998 Matt Harpring, F  
2004 Marvin Lewis, G

## NCAA Postgraduate Scholarship

1998 Matt Harpring, F

## NATIONAL/REGIONAL HONORS

### James Naismith Award

1986 Mark Price (finalist)  
John Salley (nominated)  
1987 Bruce Dalrymple (finalist)  
1990 Dennis Scott (Player of the Year)  
1994 Travis Best (nominated)  
James Forrest (nominated)  
1997 Matt Harpring (nominated)  
1997 Matt Harpring (finalist)  
1998 Matt Harpring (finalist)

### John Wooden Award

1986 Mark Price (finalist)  
John Salley (nominated)  
1989 Tom Hammonds (finalist)  
1990 Dennis Scott (finalist)  
1994 Kenny Anderson (finalist)  
Travis Best (nominated)  
James Forrest (nominated)  
1997 Matt Harpring (nominated)  
1997 Matt Harpring (finalist)  
1998 Matt Harpring (finalist)  
2004 B.J. Elder (semi-finalist)

### National Player of the Year

1990 Dennis Scott (The Sporting News)

### NABC All-District

1988 Tom Hammonds (1st)  
Duane Ferrell (2nd)  
1989 Tom Hammonds (1st)  
1990 Kenny Anderson (1st)  
Dennis Scott (1st)  
Brian Oliver (2nd)  
1993 James Forrest (2nd)  
Malcolm Mackey (2nd)  
1994 Travis Best (1st)  
James Forrest (2nd)  
1995 Travis Best (1st)  
1996 Stephon Marbury (1st)  
1998 Matt Harpring (1st)  
2001 Alvin Jones (2nd)  
2003 Chris Bosh (1st)  
2004 B.J. Elder (2nd)  
2010 Gani Lawal (1st)

### USBWA All-District

1993 Travis Best  
1996 Stephon Marbury (1st)  
1998 Matt Harpring (1st)  
Dion Glover (1st)  
Chris Bosh (1st)  
2004 B.J. Elder (1st)  
2005 Jarrett Jack (1st)

### Basketball Times All-South

2005 Jarrett Jack (1st)

### National Freshman of the Year

1990 Kenny Anderson (UPI, Basketball Times, Scripps Howard)

### Freshman All-America

1992 James Forrest (Basketball Times, 1st)  
1993 Martice Moore (Basketball Times, 3rd)  
1995 Matt Harpring (Basketball Weekly, 2nd)  
1996 Stephon Marbury (Basketball Weekly, 1st)  
2003 Chris Bosh (USBWA, 1st)  
2007 Javaris Crittenton (College Insider)  
2010 Derrick Favors (Sporting News)

### NABC Silver Anniversary Award

1986 Roger Kaiser

### NCAA Silver Anniversary Award

1978 Pete Silas  
1986 Roger Kaiser

### National Coach of the Year

1985 Bobby Cremins (CBS-TV, Chevrolet, NBC-TV, Al McGuire, Basketball Times)  
1990 Bobby Cremins (Naismith)  
2004 Paul Hewitt (Fritz Pollard Award/BCA)

### NABC District Coach of the Year

1988 Bobby Cremins  
2001 Paul Hewitt

# ATLANTIC COAST CONFERENCE HONORS

## ACC Player of the Year

1985	Mark Price, G (AP)
1990	Dennis Scott, F

## ACC Coach of the Year

1983	Bobby Cremins
1985	Bobby Cremins
1996	Bobby Cremins
2001	Paul Hewitt

## ACC Rookie of the Year

1983	Mark Price, G
1984	Bruce Dalrymple, G
1985	Duane Ferrell, F
1986	Tom Hammonds, F
1988	Dennis Scott, G
1990	Kenny Anderson, G
1993	Martice Moore, G-F
1996	Stephon Marbury, G
2002	Ed Nelson, F
2003	Chris Bosh, F
2010	Derrick Favors, F

## All-Atlantic Coast Conference

1982	Brook Steppe, G (2nd)
1983	Mark Price, G (2nd)
1984	Mark Price, G (1st)
1985	Mark Price, G (1st) John Salley, F (2nd)
1986	Mark Price, G (1st) John Salley, C (2nd) Bruce Dalrymple, G (2nd/AP)
1987	Duane Ferrell, F (2nd) Tom Hammonds, F (2nd/AP)
1988	Tom Hammonds, F (1st) Duane Ferrell, F (2nd) Craig Neal, G (3rd/AP)
1989	Tom Hammonds, F (1st) Brian Oliver, G (2nd) Dennis Scott, G (3rd/AP)
1990	Dennis Scott, F (1st*) Kenny Anderson, G (1st) Brian Oliver, G (2nd) *unanimous
1991	Kenny Anderson, G (1st) Malcolm Mackey, F (2nd)
1992	Jon Barry, G (3rd) Malcolm Mackey, F (3rd)
1993	Travis Best, G (3rd)
1994	James Forrest, F (1st) Travis Best, G (2nd)
1995	Travis Best, G (2nd) James Forrest, F (3rd)
1996	Matt Harpring, F (1st) Stephon Marbury, G (1st) Drew Barry, G (2nd)
1997	Matt Harpring, F (1st)
1998	Matt Harpring, F (1st)
1999	Jason Collier, F (2nd)
2000	Jason Collier, F (2nd)
2001	Alvin Jones, C (1st)

2002	Tony Akins, G (2nd)
2003	Chris Bosh (2nd) B.J. Elder (3rd)
2004	B.J. Elder (2nd) Jarrett Jack (3rd)
2005	Jarrett Jack (2nd)
2007	Javaris Crittenton (3rd)
2009	Gani Lawal (3rd)
2010	Gani Lawal (3rd)
2011	Iman Shumpert (2nd)

## ACC All-Freshman

1993	Drew Barry, G (1st) Martice Moore, F (1st)
1995	Matt Harpring, F (1st)
1996	Stephon Marbury, G (1st)
1998	Dion Glover, G (1st) Alvin Jones, C (1st)
2001	Marvin Lewis, F (1st)
2002	Ed Nelson, F (1st) B.J. Elder, G (1st)
2003	Chris Bosh (1st)
2007	Javaris Crittenton (1st) Thaddeus Young (HM)
2010	Derrick Favors (1st)

## Academic All-ACC Team

<b>Established in 2010-11</b>	
2011	Mfon Udofia
2012	Nate Hicks, Pierre Jordan

## ACC Academic Honor Roll

1980	Kerry O'Brien
1982	Stu Lyons
1990	Greg White
1992	Rod Balanis, James Gaddy, Greg White
1993	Drew Barry
1994	Yann Barbic, Todd Harlicka, John Kelly
1995	Matt Harpring
1996	Drew Barry, Matt Harpring, John Kelly
1997	Matt Harpring, Jon Babul
1998	Matt Harpring
1999	Jon Babul
2000	Jon Babul
2001	Marvin Lewis
2003	Marvin Lewis
2004	Keith Jones, Marvin Lewis, David Nelson
2006	Gary Cage, Mario West
2008	Gary Cage
2010	D'Andre Bell, Daniel Miller, Sam Shew
2011	Nate Hicks, Mfon Udofia

## Weaver-James-Corrigan ACC Postgraduate Scholarship

1998	Matt Harpring
2004	Marvin Lewis

## All Metro-Conference

1977	Tico Brown, G (1st) Jim Wood, C (2nd) Lenny Horton, F (All-Freshman)
1978	Sammy Drummer, F (1st), Tico Brown, G (2nd), Lenny Horton, F (HM)

## Metro Coach of the Year

1977	Dwane Morrison
------	----------------

## Academic All-Metro

1976	Mike Botorff, G
------	-----------------

## All-Southeastern Conference Tournament

<b>Served as All-SEC team from 1933-48</b>	
1936	Burtz Boulware, G (2nd)
1937	Bo Johnston, C (1st) Bill Jordan, F (2nd)
1938	Bill Jordan, F (1st) Bo Johnston, C (2nd) Junior Anderson, G (2nd) Fletcher Sims, G (2nd)
1943	Herb Bergman, G (2nd)
1944	Wes Paxson, F (1st) Frank Broyles, G (2nd)
1945	Billy Williams, F (2nd) Frank Broyles, G (2nd)
1947	Frank Broyles, G (2nd)
1948	Jim Nolan, C (1st) Colin Anderson, G (2nd)
1952	Pete Silas, G (2nd)

## All-Southeastern Conference

<b>by Associated Press, Coaches</b>	
1945	Frank Broyles, G (1st) Durand Holliday, F (2nd)
1949	Jim Nolan, C (2nd/AP) Colin Anderson, G (3rd/AP)
1950	Colin Anderson, G (1st/AP)
1951	Pete Silas, G (3rd/AP)
1953	Pete Silas, G (1st/AP)
1955	Joe Helms, G (3rd/AP)
1956	Bobby Kimmel, G (3rd/AP)
1957	Bobby Kimmel, G (3rd/AP, 2nd/C)
1958	Terry Randall, G (2nd/AP, 2nd/C) Bud Blemker, G (2nd/AP, 1st/C) Dave Denton, F (3rd/AP)
1959	Terry Randall, G (2nd/AP) Bud Blemker, G (2nd/AP, 1st/C)
1960	Dave Denton, C (1st/AP, 1st/C) Roger Kaiser, G (1st/AP, 1st/C)
1961	Roger Kaiser, G (1st/AP, 1st/C)
1963	Jim Caldwell, C (2nd/AP, 1st/C) Mike Tomasovich, F (3rd/AP)
1964	Jim Caldwell, C (2nd/AP, 1st/C) R.D. Craddock, G (2nd/AP, 1st/C)

## ACADEMIC ALL-SEC

1962	Alan Nass, C (1st)
1963	Jim Caldwell, C (1st) Ron Scharf, F (2nd) Alan Nass, C (2nd)
1964	Jim Caldwell, C (1st) R.D. Craddock, G (2nd) Ron Scharf, F (HM) Bill Eidson, G (HM)



# ACC TOURNAMENT HISTORY

## 1980, Greensboro Coliseum, Greensboro, N.C.

#1 Maryland 51, #8 Georgia Tech 49, OT

## 1981, Capital Centre, Landover, Md.

#1 Virginia 76, #8 Georgia Tech 47

## 1982, Greensboro Coliseum, Greensboro, N.C.

#1 North Carolina 55, #8 Georgia Tech 39

## 1983, The Omni, Atlanta, Ga.

#6 Georgia Tech 64, #3 Maryland 58  
#2 Virginia 96, Georgia Tech 67

## 1984, Greensboro Coliseum, Greensboro, N.C.

#3 Duke 67, #6 Georgia Tech 63, OT

## 1985, The Omni, Atlanta, Ga. (Champions)

#1 Georgia Tech 55, #8 Virginia 48  
Georgia Tech 75, #4 Duke 64  
Georgia Tech 57, #2 North Carolina 54

## 1986, Greensboro Coliseum, Greensboro, N.C. (Runner-up)

#1 Georgia Tech 79, #8 Clemson 61  
Georgia Tech 64, #6 Maryland 62  
#1 Duke 68, Georgia Tech 67

## 1987, Capital Centre, Landover, Md.

#4 Virginia 55, #5 Georgia Tech 54

## 1988, Greensboro Coliseum, Greensboro, N.C.

#5 Maryland 84, #4 Georgia Tech 67

## 1989, The Omni, Atlanta, Ga.

#4 North Carolina 77, #5 Georgia Tech 62

## 1990, Charlotte Coliseum, Charlotte, N.C. (Champions)

#3 Georgia Tech 76, #6 NC State 67  
Georgia Tech 83, #2 Duke 72  
Georgia Tech 70, #5 Virginia 61

## 1991, Charlotte Coliseum, Charlotte, N.C.

#4 NC State 82, #5 Georgia Tech 68

## 1992, Charlotte Coliseum, Charlotte, N.C.

#4 Georgia Tech 68, #5 Virginia 56  
#1 Duke 89, Georgia Tech 76

## 1993, Charlotte Coliseum, Charlotte, N.C. (Champions)

#6 Georgia Tech 69, #3 Duke 66  
Georgia Tech 69, #7 Clemson 61  
Georgia Tech 77, #1 North Carolina 75

## 1994, Charlotte Coliseum, Charlotte, N.C.

#3 Wake Forest 74, #6 Georgia Tech 49

## 1995, Greensboro Coliseum, Greensboro, N.C.

#4 Virginia 77, #5 Georgia Tech 67

## 1996, Greensboro Coliseum, Greensboro, N.C. (Runner-up)

#1 Georgia Tech 88, #9 NC State 73  
Georgia Tech 84, #5 Maryland 79  
#2 Wake Forest 75, Georgia Tech 74

## 1997, Greensboro Coliseum, Greensboro, N.C.

#8 NC State 60, #9 Georgia Tech 46

## 1998, Greensboro Coliseum, Greensboro, N.C.

#3 Maryland 83, #6 Georgia Tech 65

## 1999, Charlotte Coliseum, Charlotte, N.C.

#3 North Carolina 78, #6 Georgia Tech 49

## 2000, Charlotte Coliseum, Charlotte, N.C.

#7 Florida State 63, #8 Georgia Tech 62

## 2001, Georgia Dome, Atlanta, Ga.

#5 Georgia Tech 74, #4 Virginia 69  
#1 North Carolina 70, Georgia Tech 63

## 2002, Charlotte Coliseum, Charlotte, N.C.

#3 Wake Forest 92, #6 Georgia Tech 83

## 2003, Greensboro Coliseum, Greensboro, N.C.

#4 NC State 71, #5 Georgia Tech 65

## 2004, Greensboro Coliseum, Greensboro, N.C.

#4 Georgia Tech 83, #5 North Carolina 82  
#1 Duke 85, Georgia Tech 71

## 2005, MCI Center, Washington, D.C. (Runner-up)

#5 Georgia Tech 73, #4 Virginia Tech 54  
Georgia Tech 78, #1 North Carolina 75  
#3 Duke 69, Georgia Tech 64

## 2006, Greensboro Coliseum, Greensboro, N.C.

#6 Maryland 84, #11 Georgia Tech 62

## 2007, St. Pete Times Forum, Tampa, Fla.

#11 Wake Forest 114, #5 Georgia Tech 112, 2 OT

## 2008, Bobcats Arena, Charlotte, N.C.

#7 Georgia Tech 94, #10 Virginia 76  
#2 Duke 82, Georgia Tech 70

## 2009, Georgia Dome, Atlanta, Ga.

#12 Georgia Tech 86, #5 Clemson 81  
#4 Florida State 64, Georgia Tech 62

## 2010, Greensboro Coliseum, Greensboro, N.C.

#7 Georgia Tech 62, #10 North Carolina 58  
#7 Georgia Tech 69, #2 Maryland 64  
#7 Georgia Tech 64, #11 NC State 59  
#1 Duke 65, #7 Georgia Tech 61

## 2011, Greensboro Coliseum, Greensboro, N.C.

#6 Virginia Tech 59, #11 Georgia Tech 43

## 2012, Greensboro Coliseum, Greensboro, N.C.

#6 Miami 54, #11 Georgia Tech 36

## ACC All-Tournament

1980	Brook Steppe, G (2nd)
1983	Mark Price, G (2nd)
1984	Mark Price, G (2nd)
1985	Mark Price, G (1st), Bruce Dalrymple, G (1st), Yvon Joseph, C (2nd), John Salley, F (2nd)
1986	Duane Ferrell, F (1st), Mark Price, G (2nd), Tom Hammonds, F (2nd), John Salley, F (3rd)
1990	Brian Oliver, G (1st), Dennis Scott, F (1st), Kenny Anderson, G (1st), Malcolm Mackey, F (3rd)
1992	Malcolm Mackey, F (2nd)
1993	James Forrest, F (1st), Drew Barry, G (1st), Travis Best, G (2nd)
1996	Matt Harpring, F (1st), Stephon Marbury, G (1st)
2001	Alvin Jones, C (2nd)
2004	B.J. Elder, G (2nd)
2005	Will Bynum, G (1st), Jarrett Jack, G (2nd)
2009	Lewis Clinch, G (2nd)
2010	Derrick Favors, F (1st), Gani Lawal, F (2nd), Iman Shumpert, G (2nd)

## Everett Case Award (ACC Tournament MVP)

1985	Mark Price, G
1990	Brian Oliver, G
1993	James Forrest, F

## Record by Site

Bobcats Arena, Charlotte, N.C.	1-1
Capital Centre, Landover, Md.	0-2
Charlotte (N.C.) Coliseum	7-6
Georgia Dome, Atlanta, Ga.	2-2
Greensboro (N.C.) Coliseum	8-14
MCI Center, Washington, D.C.	2-1
The Omni, Atlanta, Ga.	4-2
Philips Arena, Atlanta, Ga.	0-1
St. Pete Times Forum, Tampa, Fla.	0-1

## Record by Seed

Seed (Yrs)	Rec	Titles
No. 1 (2)	5-1	1
No. 2 (1)	2-1	0
No. 3 (1)	3-0	1
No. 4 (3)	2-3	0
No. 5 (7)	3-7	0
No. 6 (7)	4-7	1
No. 7 (2)	4-2	0
No. 8 (4)	0-4	0
No. 9 (1)	0-1	0
No. 11 (3)	0-3	0
No. 12 (1)	1-1	0

## Annual Regular - Season Finishes

Year	Record	Finish	Seed
1980	1-13	8th	8th
1981	0-14	8th	8th
1982	3-11	8th	8th
1983	4-10	6th	6th
1984	6-8	T-5th	6th
1985	9-5	T-1st	1st
1986	11-3	2nd	2nd
1987	7-7	5th	5th
1988	8-6	4th	4th
1989	8-6	5th	5th
1990	8-6	T-3rd	3rd
1991	6-8	T-5th	5th
1992	8-8	T-4th	4th
1993	8-8	6th	6th
1994	7-9	6th	6th
1995	8-8	5th	5th
1996	13-3	1st	1st
1997	3-13	9th	9th
1998	6-10	6th	6th
1999	6-10	T-5th	6th
2000	5-11	8th	8th
2001	8-8	T-5th	5th
2002	7-9	T-5th	6th
2003	7-9	5th	5th
2004	9-7	T-3rd	4th
2005	8-8	T-4th	5th
2006	4-12	T-10th	11th
2007	8-8	T-6th	6th
2008	7-9	T-7th	7th
2009	2-14	12th	12th
2010	7-9	7th	7th
2011	5-10	T10th	11th
2012	4-12	T9th	11th

# ACC TOURNAMENT HISTORY

## Superlatives

### Individual by Tech

Points: 35, Will Bynum vs. North Carolina, 2005  
 Field goals: 13, James Forrest vs. Duke, 1993  
 Field goal attempts: 24, Dennis Scott vs. Duke, 1990  
 Field goal percentage: 1.000 (7-7), Alade Aminu vs. Wake Forest, 2007  
 3-point field goals: 6, Anthony Morrow vs. Virginia, 2008  
 3-point FG attempts: 15, Dennis Scott vs. N. Carolina, 1989  
 Free throws: 14, Mark Price vs. Duke, 1985  
 Free throw attempts: 14, Mark Price vs. Duke, 1985  
 Free throw percentage: 1.000 (14-14), Mark Price vs. Duke, 1985  
 Rebounds: 17, Luke Schenscher vs. North Carolina, 2004  
 Assists: 13, Drew Barry vs. Clemson, 1993  
 Turnovers: 9, Stu Lyons vs. Virginia, 1981  
 Blocked shots: 7, Matt Geiger vs. Virginia, 1992  
 Steals: 7, Jarrett Jack vs. NC State, 2003

### Team by Tech

Points: 112 vs. Wake Forest, 2007  
 Fewest points: 36 vs. Miami, 2012  
 Fewest points in a win: 55 vs. Virginia, 1985  
 Winning margin: 19 vs. Virginia Tech, 2005  
 Losing margin: 29 vs. Virginia, 1981 & 1983, North Carolina, 1991  
 Field goals: 40 vs. Wake Forest, 2007  
 Field goal attempts: 72 vs. Wake Forest, 2007  
 Field goal percentage: .579 (33-57) vs. Virginia, 2008  
 Lowest FG percentage: .296 (21-71) vs. Duke, 2005  
 Field goal percentage (tournament): .508 (60-118) in 2008  
 3-point field goals: 13 vs. Virginia, 2008  
 3-point FG attempts: 33 vs. North Carolina, 2001  
 Free throws: 26 vs. Maryland, 1983  
 Free throw attempts: 35 vs. Maryland, 1983; Wake Forest, 2007  
 Free throw percentage: .885 (23-26) vs. North Carolina, 1993  
 Free throw percentage (tournament): .806 (25-31) in 2008  
 Rebounds: 47 vs. North Carolina, 2005  
 Assists: 23 vs. Duke, 1993  
 Turnovers: 24 vs. Maryland, 1996  
 Fewest turnovers: 6 vs. Wake Forest, 1996  
 Blocked shots: 13 vs. Virginia, 1992  
 Steals: 14 vs. North Carolina, 1985

### Individual by Opponents

Points: 36, Junior Burrough, Virginia, 1995  
 Field goals: 13, Junior Burrough, Virginia, 1995; Keith Booth, Maryland, 1996  
 Field goal attempts: 23, Junior Burrough, Virginia, 1995  
 Field goal percentage: .833, (5-6) Kenny Smith, North Carolina, 1985  
 3-point field goals: 6, Keith Gatlin, Maryland, 1988  
 3-point FG attempts: 12, Donald Williams, North Carolina, 1993; Chris Whitney, Clemson, 1993  
 Free throws: 14, Kyle Singler, Duke, 2010  
 Free throw attempts: 16, Kyle Singler, Duke, 2010  
 Free throw percentage: 1.000, Rashad McCants (10-10), North Carolina, 2004 (10-10); J.J. Redick (10-10), Duke, 2005  
 Rebounds: 22, Tim Duncan, Wake Forest, 1996  
 Assists: 10, Rudy Archer, Maryland, 1988; Sean Singletary, Virginia, 2008

## ACC Tournament Composite

Team	W	L	Pct.	1st	Qtr/2	Semi	Final	GT vs.
Boston College	6	6	.556	2-2	3-2	1-2	0-1	0-0
Clemson	17	59	.219	3-11	12-36	2-10	0-2	3-0
Duke	91	40	.690	4-1	38-16	29-12	20-11	3-7
Florida State	12	20	.321	6-5	3-13	2-1	1-1	0-2
<b>Georgia Tech</b>	<b>24</b>	<b>30</b>	<b>.444</b>	<b>3-6</b>	<b>11-16</b>	<b>7-4</b>	<b>3-4</b>	-
Maryland	45	55	.448	6-3	27-27	9-19	3-6	4-4
Miami	7	8	.455	6-2	1-5	0-1	0-0	0-1
North Carolina	88	41	.683	0-1	40-12	30-14	18-14	5-4
NC State	65	49	.573	7-6	31-20	17-16	10-7	3-3
Virginia	31	58	.356	4-5	20-34	6-14	1-5	5-4
Virginia Tech	6	8	.333	3-2	3-3	0-3	0-0	1-1
Wake Forest	42	55	.442	2-4	26-28	10-17	4-6	0-4

Blocked Shots: 6, Tim Duncan, Wake Forest, 1994; Johnny Rhodes, Maryland, 1996; Josh Powell, NC State, 2003; Shelden Williams, Duke, 2005  
 Steals: 5, Jeff Jones, Virginia, 1981; Landon Milbourne, Maryland, 2010

### Team by Opponents

Points: 114 by Wake Forest, 2007  
 Fewest points: 48 by Virginia, 1985  
 Fewest points in a win: 51 by Maryland, 1980  
 Field goals: 34 by Wake Forest, 2007  
 Field goal attempts: 81 by Virginia, 1992  
 Field goal percentage: .642 (34-53) by Wake Forest, 2007  
 Lowest FG percentage: .247 (20-81) by Virginia, 1992  
 Lowest FG percentage (tournament): .375 (63-168), 2005  
 Free throws: 33 by Virginia, 1983  
 Free throw attempts: 48 by Wake Forest, 2007  
 Free throw percentage: 1.000 (12-12) by North Carolina, 1985  
 Rebounds: 50 by Virginia, 2001  
 Assists: 22 by Wake Forest, 2007  
 Turnovers: 23 by Maryland, 1983  
 Blocked shots: 9 by Duke, 2005; Maryland, 2006  
 Steals: 16 by Virginia, 1981

### Best Career Totals

Minimum 4 games, 2 tournaments  
 Points: 162, Mark Price, 1983-86 (9 games)  
 Scoring average: 20.6, Dennis Scott, 1988-90 (6)  
 Field goals: 54, Mark Price, 1983-86 (9)  
 Field goal attempts: 132, Mark Price, 1983-86 (9)  
 Field goal percentage: .593 (35-59), Tom Hammonds, 1986-89 (6)  
 3-point field goals: 20, Tony Akins, 1999-2002 (5)  
 3-point FG attempts: 52, Tony Akins, 1999-2002 (5)  
 3-point FG percentage: .600 (9-15), Michael Maddox, 1995-96 (4)  
 Free throws: 46, Mark Price, 1983-86 (9)  
 Free throw attempts: 50, Mark Price, 1983-86 (9)  
 Free throw percentage: .920 (46-50), Mark Price, 1983-86 (9)  
 Rebounds: 89, Malcolm Mackey, 1990-93 (9)  
 Assists: 61, Drew Barry, 1993-96 (8)

Blocked shots: 18, John Salley, 1983-86 (9)  
 Steals: 23, Mark Price, 1983-86 (9)  
 Games played: 9, Malcolm Mackey, 1990-93; Mark Price, 1983-86; John Salley, 1983-86; Zachery Peacock, 2007-10

### Best Tournament Totals

Points: 80, James Forrest, 1993  
 Scoring average: 26.7, James Forrest, 1993  
 Field goals: 35, James Forrest, 1993  
 Field goal attempts: 55, Dennis Scott, 1990  
 Field goal percentage: .686 (35-51), James Forrest, 1993  
 3-point field goals: 10, Stephon Marbury, 1996  
 3-point FG attempts: 27, Dennis Scott, 1990  
 3-point FG percentage: .667, Michael Maddox (8-12), 1996; Anthony Morrow (8-12), 2008  
 Free throws: 20, Mark Price (20 att.), 1985  
 Free throw attempts: 27, Derrick Favors (18 made), 2010  
 Free throw percentage: 1.000 (20-20), Mark Price, 1985  
 Rebounds: 39, Derrick Favors, 2010  
 Assists: 27, Drew Barry, 1993  
 Blocked shots: 12, Derrick Favors, 2010  
 Steals: 11, Bruce Dalrymple, 1985

# NCAA TOURNAMENT HISTORY

## 1960 (1-1) - MIDEAST REGION

Freedom Hall, Louisville, Ky.  
1st round: Tech 57, Ohio University 54  
2nd round: Ohio State 86, Tech 69

## 1985 (3-1) - EAST REGION, No. 2 SEED

The Omni, Atlanta, Ga.  
1st round: Tech 65, Mercer 58  
2nd round: Tech 70, Syracuse 53  
Providence Civic Center, Providence, R.I.  
Regional Semifinal: Tech 61, Illinois 53  
Regional Final: Georgetown 60, Tech 54  
All-East Regional: Mark Price, John Salley, Bruce Dalrymple

## 1986 (2-1) - SOUTHEAST REGION, No. 2 SEED

Assembly Center, Baton Rouge, La.  
1st round: Georgia Tech 68, Marist 53  
2nd round: Georgia Tech 66, Villanova 61  
The Omni, Atlanta, Ga.  
Regional Semifinal: Louisiana State 70, Tech 64

## 1987 (0-1) - MIDWEST REGION, No. 7 SEED

Rosemont Horizon, Chicago, Ill.  
1st round: Louisiana State 85, Georgia Tech 79

## 1988 (1-1) - EAST REGION, No. 5 SEED

Civic Center, Hartford, Conn.  
1st round: Georgia Tech 90, Iowa State 78  
2nd round: Richmond 59, Georgia Tech 55

## 1989 (0-1) - MIDWEST REGION, No. 6 SEED

Reunion Arena, Dallas, Texas  
1st round: Texas 76, Georgia Tech 70

## 1990 (4-1) - SOUTHEAST REGION, No. 4 SEED

Thompson-Boling Arena, Knoxville, Tenn.  
1st round: Georgia Tech 99, East Tennessee St. 83  
2nd round: Georgia Tech 94, Louisiana State 91  
Superdome, New Orleans, La.  
Regional Semifinal: Georgia Tech 81, Michigan State 80 (ot)  
Regional Final: Georgia Tech 93, Minnesota 91  
All-Southeast Regional: Kenny Anderson MVP, Dennis Scott  
McNichols Arena, Denver, Colo.  
National Semifinal: UNLV 90, Georgia Tech 81  
All-Final Four: Dennis Scott

## 1991 (1-1) - MIDWEST REGION, No. 8 SEED

University of Dayton Arena, Dayton, Ohio  
1st round: Georgia Tech 87, DePaul 70  
2nd round: Ohio State 65, Georgia Tech 61

## 1992 (2-1) - MIDWEST REGION, No. 7 SEED

Bradley Center, Milwaukee, Wis.  
1st round: Georgia Tech 65, Houston 60  
2nd round: Georgia Tech 79, Southern California 78  
Kemper Arena, Kansas City, Mo.  
Regional Semifinal: Memphis State 83, Georgia Tech 79 (ot)  
All-Midwest Regional: Jon Barry

## 1993 (0-1) - WEST REGION, No. 4 SEED

McKale Center, Tucson, Ariz.  
1st round: Southern 93, Georgia Tech 78

## NCAA Tournament Record: 23-16

NCAA Tournament Appearances:	16
(1960, 1985, 1986, 1987, 1988, 1989, 1990, 1991, 1992, 1993, 1996, 2001, 2004, 2005, 2007, 2010)	
Most Consecutive NCAA Tournaments:	9, from 1985-93
Most Consecutive Post-Season Appearances:	11, from 1984-94
Sweet 16:	7 (1960, 1985, 1986, 1990, 1992, 1996, 2004)
Elite Eight:	3 (1985, 1990, 2004)
Final Four:	2 (1990, 2004)

## NCAA Tournament Record by Seed

No. 1: 0-0	No. 6: 0-1 (1989)
No. 2: 5-2 (1985, 1986)	No. 7: 2-2 (1987, 1992)
No. 3: 7-2 (1996, 2004)	No. 8: 1-2 (1991, 2001)
No. 4: 4-2 (1990, 1993)	No. 10: 1-2 (2007, 2010)
No. 5: 2-2 (1988, 2005)	

## NCAA Tournament Record by Region

East: 4-2 (1985, 1988)
Mideast: 1-1 (1960)
Southeast: 8-3 (1986, 1990, 1996)
Midwest: 9-7 (1987, 1989, 1991, 1992, 2004, 2007, 2010)
West: 1-3 (1993, 2001, 2005)

## 1996 (2-1) - SOUTHEAST REGION, No. 3 SEED

Orlando Arena, Orlando, Fla.  
1st round: Georgia Tech 90, Austin Peay 79  
2nd round: Georgia Tech 103, Boston College 89  
Rupp Arena, Lexington, Ky.  
Regional Semifinal: Cincinnati 87, Georgia Tech 70

## 2001 (0-1) - WEST REGION, No. 8 SEED

Cox Arena, San Diego, Calif.  
1st round: St. Joseph's 66, Georgia Tech 62

## 2004 (5-1) - ST. LOUIS REGION, No. 3 SEED

Bradley Center, Milwaukee, Wis.  
1st round: Georgia Tech 65, Northern Iowa 60  
2nd round: Georgia Tech 57, Boston College 54  
Edward Jones Dome, St. Louis, Mo.  
Regional Semifinal: Georgia Tech 72, Nevada 67  
Regional Final: Georgia Tech 79, Kansas 71 (ot)  
All-St. Louis Regional: Jarrett Jack (MVP), Clarence Moore  
Alamodome, San Antonio, Texas  
National Semifinal: Georgia Tech 67, Oklahoma State 65  
National Championship: Connecticut 82, Georgia Tech 73  
All-Final Four: Will Bynum, Luke Schenscher

## 2005 (1-1) - ALBUQUERQUE REGION, No. 5 SEED

Gaylord Entertainment Center, Nashville, Tenn.  
1st round: Georgia Tech 80, George Washington 68  
2nd round: Louisville 76, Georgia Tech 54

## 2007 (0-1) - MIDWEST REGION, No. 10 SEED

United Center, Chicago, Ill.  
1st round: UNLV 67, Georgia Tech 63

## 2010 (1-1) - MIDWEST REGION, No. 10 SEED

Bradley Center, Milwaukee, Wis.  
1st round: Georgia Tech 64, Oklahoma State 59  
2nd round: Ohio State 75, Georgia Tech 66

# NCAA TOURNAMENT SUPERLATIVES

## Individual by Tech

Points: 40, Dennis Scott vs. Minnesota, 1990  
Field goals: 14, Dennis Scott vs. East Tennessee State, 1990  
Field goal attempts: 32, Dennis Scott vs. LSU, 1990  
Field goal percentage: .857 (6-7), Malcolm Mackey vs. Southern California, 1992  
3-point field goals: 7, Dennis Scott vs. Minnesota and LSU, 1990  
3-point FG attempts: 14, Dennis Scott vs. UNLV, 1990  
3-point FG percentage: .857 (6-7), Stephon Marbury vs. Boston College, 1996  
Free throws: 19, Tom Hammonds vs. Iowa State, 1988  
Free throw attempts: 21, Tom Hammonds vs. Iowa State, 1988  
Free throw percentage: 1.000, Roger Kaiser (11-11) vs. Ohio University, 1960  
Rebounds: 19, Malcolm Mackey vs. Ohio State, 1991  
Assists: 11, Drew Barry vs. Austin Peay, 1996  
Blocked shots: 5, Michael Maddox vs. Austin Peay, 1996  
Steals: 4, James Forrest vs. Memphis State, 1992; Stephon Marbury vs. Boston College, 1996; Jarrett Jack vs. Kansas, 2004

## Team by Tech

Points: 103 vs. Boston College, 1996  
Fewest points: 54 vs. Georgetown, 1985; Louisville, 2005  
Fewest points in win: 57 vs. Ohio University, 1960; Boston College, 2004  
Largest victory margin: 17 vs. Syracuse, 1985  
Largest losing margin: 22 vs. Louisville, 2005  
Field goals: 39 vs. East Tennessee State, 1990  
Field goal attempts: 81 vs. LSU, 1990  
Field goal percentage: .625 (30-48) vs. Southern California, 1992  
Lowest FG percentage: .333 (19-57) vs. Richmond, 1988  
3-point field goals: 16 vs. Boston College, 1996  
3-point FG attempts: 30 vs. Cincinnati, 1996  
3-point FG percentage: .600 (6-10) vs. Iowa State, 1988  
Free throws: 36 vs. Iowa State, 1988  
Free throw attempts: 42 vs. Iowa State, 1988  
Free throw percentage: .960 (24-25) vs. Oklahoma State, 2010  
Rebounds: 52 vs. LSU, 1990  
Assists: 27 vs. Southern California, 1992; Boston College, 1996  
Turnovers: 23 vs. Southern, 1993  
Blocked shots: 7 vs. Michigan State, 1990; Austin Peay, 1996  
Steals: 11 vs. Illinois, 1985

## Individual by Opponent

Points: 35, Willie Burton, Minnesota, 1990  
Field goals: 15, Willie Burton, Minnesota, 1990  
Field goal attempts: 32, Lafester Rhodes, Iowa State, 1988  
Field goal percentage: 1.000 (4-4), Charles Outlaw, Houston, 1992  
3-point field goals: 7, Darryl Joe, LSU, 1987  
3-point FG attempts: 14, Anfernee Hardaway, Memphis State, 1992  
3-point FG percentage: 1.000 (4-4), Chuck Murphy, DePaul, 1991  
Free throws: 9, Shaquille O'Neal, LSU, 1990  
Free throw attempts: 12, Peter Woolfolk, Richmond, 1988; Shaquille O'Neal, LSU, 1990; Anfernee Hardaway, Memphis State, 1992; Danya Abrams, Boston College, 1996  
Free throw percentage: 1.000 (7-7), Jervahgn Scales, Southern, 1993  
Rebounds: 18, Perry Carter, Ohio State, 1991; Jervahgn Scales, Southern, 1993  
Assists: 11, Pearl Washington, Syracuse, 1985

Blocks: 5, Charles Outlaw, Houston, 1992  
Steals: 5, Derrick Taylor, LSU, 1986; Leonard White, Southern, 1993

## Team by Opponents

Points: 93 by Southern, 1993  
Fewest points: 53 by Syracuse and Illinois, 1985; Marist, 1986  
Fewest points in a win: 59 by Richmond, 1988  
Field goals: 39 by Minnesota, 1990  
Field goal attempts: 81 by Southern, 1993  
Field goal percentage: .546 (36-65) by Ohio State, 1960  
Lowest FG percentage: .317 (19-60) by UNLV, 2007  
3-point field goals: 11 by East Tennessee State, 1990  
3-point FG attempts: 30 by UNLV, 2007  
3-point FG percentage: .667 (10-15) by UNLV, 1990  
Free throws: 25 by Connecticut, 2004  
Free throw attempts: 39 by Connecticut, 2004  
Free throw percentage: 1.000 (11-11) by Villanova, 1986  
Rebounds: 54 by Ohio University, 1960  
Assists: 23 by LSU, 1987  
Turnovers: 19 by Marist, 1986; Illinois, 1985; Mercer, 1985  
Blocks: 10 by LSU, 1990  
Steals: 14 by Southern, 1993

## Best Career Totals

**Minimum 4 games, 2 tournaments**  
Points: 207, Dennis Scott, 1988-90 (8 games)  
Scoring average: 25.9, Dennis Scott, 1988-90 (8)  
Field goals: 69, Dennis Scott, 1988-90 (8)  
Field goal attempts: 157, Dennis Scott, 1988-90 (8)  
Field goal percentage: .582 (32-55), Luke Schenscher, 2004-05 (8)  
3-point field goals: 33, Dennis Scott, 1988-90 (8)  
3-point FG attempts: 76, Dennis Scott, 1988-90 (8)  
3-point FG percentage: .434 (33-76), Dennis Scott, 1988-90 (8)  
Free throws: 44, Brian Oliver, 1987-90 (9)  
Free throw attempts: 57, Brian Oliver, 1987-90 (9)  
Free throw percentage: .841 (37-44), Jarrett Jack, 2004-05 (8)  
Rebounds: 68, Malcolm Mackey, 1990-93 (11)  
Rebound average: 8.8, James Forrest, 1992-94 (4)  
Assists: 38, Jarrett Jack, 2004-05 (8)  
Blocks: 12, John Salley, 1985-86 (7)  
Steals: 15, Jarrett Jack, 2004-05 (8)  
Games played: 11, Malcolm Mackey, 1990-93

## National Invitation Tournament (Record: 8-7)

### 1970 (1-1 • QUARTERFINALS)

Madison Square Garden, New York  
1st round: Georgia Tech 78, Duquesne 68  
Quarterfinals: St. John's 56, Georgia Tech 55

### 1971 (3-1 • FINALS)

Madison Square Garden, New York  
1st round: Georgia Tech 70, LaSalle 67  
Quarterfinals: Georgia Tech 78, Michigan 70  
Semifinals: Georgia Tech 76, St. Bonaventure 71 (2 ot)  
Finals: North Carolina 84, Georgia Tech 64

### 1984 (0-1)

Cassell Coliseum, Blacksburg, Va.  
1st round: Virginia Tech 77, Georgia Tech 74

### 1994 (0-1)

Knickerbocker Arena, Albany, N.Y.  
1st round: Siena 74, Georgia Tech 69

### 1998 (2-1 • QUARTERFINALS)

Alexander Memorial Coliseum, Atlanta, Ga.  
1st round: Georgia Tech 88, Seton Hall 78  
2nd round: Georgia Tech 80, Georgetown 79 (ot)  
Quarterfinals: Penn State 75, Georgia Tech 70

### 1999 (0-1)

McArthur Court, Eugene, Ore.  
1st round: Oregon 67, Georgia Tech 64

### 2003 (2-1 • QUARTERFINALS)

Alexander Memorial Coliseum, Atlanta, Ga.  
1st round: Georgia Tech 72, Ohio State 58  
Carver-Hawkeye Arena, Iowa City, Iowa  
2nd round: Georgia Tech 79, Iowa 78  
United Spirit Arena, Lubbock, Texas  
Quarterfinals: Texas Tech 80, Georgia Tech 72

# REGULAR-SEASON EVENTS

**2011 CHARLESTON CLASSIC**  
TD Arena, Charleston, S.C.  
Saint Joseph's 66, Tech 53  
Tech 73, VCU 60  
LSU 59, Tech 50

**2011 ACC-BIG TEN CHALLENGE**  
Philips Arena, Atlanta, Ga.  
Northwestern 76, Tech 60

**2010 LEGENDS CLASSIC**  
Alexander Memorial Coliseum, Atlanta, Ga.  
Tech 78, Albany 51  
Tech 77, Niagara 51  
Boardwalk Hall, Atlantic City, N.J.  
Tech 71, UTEP 61  
Syracuse 80, Tech 76  
All-Classic: Brian Oliver

**2010 ACC-BIG TEN CHALLENGE**  
Welsh-Ryan Arena, Evanston, Ill.  
Northwestern 91, Tech 71

**2010 PUERTO RICO TIP-OFF**  
Coliseo de Puerto Rico, San Juan, P.R.  
Dayton 63, Tech 59  
Tech 70, George Mason 62  
Tech 85, Boston University 67

**2008 ACC-BIG TEN CHALLENGE**  
Alexander Memorial Coliseum, Atlanta, Ga.  
Penn State 85, Tech 83

**2007 PARADISE JAM**  
St. Thomas, U.S. Virgin Islands  
Tech 79, Charlotte 77  
Winthrop 79, Tech 73  
Tech 70, Notre Dame 69  
All-Tournament: Jeremis Smith

**2007 ACC-BIG TEN CHALLENGE**  
Assembly Hall, Bloomington, Ind.  
Indiana 83, Tech 79

**2006 EA SPORTS MAUI INVITATIONAL**  
Lahaina Civic Center, Lahaina, Maui  
Tech 79, Purdue 61  
Tech 92, Memphis 85  
UCLA 88, Tech 73  
All-Tournament: Lewis Clinch

**2006 ACC-BIG TEN CHALLENGE**  
Alexander Memorial Coliseum, Atlanta, Ga.  
Tech 77, Penn State 73

**2005 ACC-BIG TEN CHALLENGE**  
Beslin Center, East Lansing, Mich.  
Michigan State 88, Tech 86

**2004 CHICK-FIL-A PEACH BOWL CLASSIC**  
Philips Arena, Atlanta, Ga.  
Tech 64, Air Force 42

**2004 ACC-BIG TEN CHALLENGE**  
Alexander Memorial Coliseum, Atlanta, Ga.  
Tech 99, Michigan 68

**2003 PRESEASON NIT**  
Tech 79, Louisiana-Lafayette 45 (home)  
Tech 75, Hofstra 56 (home)  
Tech 77, Connecticut 61 (semis\*)  
Tech 85, Texas Tech 65 (finals\*)  
All-Tournament: Isma'il Muhammad (MVP), B.J. Elder, Jarrett Jack  
\*at Madison Square Garden

**2003 CHICK-FIL-A PEACH BOWL CLASSIC**  
Philips Arena, Atlanta, Ga.  
Tech 75, Saint Louis 62

**2003 ACC-BIG TEN CHALLENGE**  
Value City Arena, Columbus, Ohio  
Tech 73, Ohio State 53

**2002 CHICK-FIL-A PEACH BOWL CLASSIC**  
Philips Arena, Atlanta, Ga.  
Tennessee 70, Tech 69

**2002 ACC-BIG TEN CHALLENGE**  
Williams Arena, Minneapolis, Minn.  
Minnesota 64, Tech 63

**2001 CHICK-FIL-A PEACH BOWL CLASSIC**  
Philips Arena, Atlanta, Ga.  
Tech 96, Syracuse 80

**2001 ACC-BIG TEN CHALLENGE**  
Alexander Memorial Coliseum  
Tech 62, Wisconsin 61

**2001 LAS VEGAS INVITATIONAL**  
Valley HS, Las Vegas, Nev.  
Tech 70, Eastern Illinois 65  
Illinois 105, Tech 66  
Saint Louis 67, Tech 54

**2000 ACC-BIG TEN CHALLENGE**  
Carver-Hawkeye Arena, Iowa City, Iowa  
Iowa 85, Tech 67

**2000 WOODEN CLASSIC**  
Arrowhead Pond, Anaheim, Calif.  
Tech 72, UCLA 67

**2000 DELTA AIR LINES HOLIDAY CLASSIC**  
Philips Arena, Atlanta, Ga.  
Tech 86, Kentucky 84

**2000 STANFORD INVITATIONAL**  
Maples Pavilion, Stanford, Calif.  
Tech 78, Idaho State 56  
Stanford 80, Tech 66  
All-Tournament: Alvin Jones, Shaun Fein

**1999 GREAT ALASKA SHOOTOUT**  
Sullivan Arena, Anchorage, Alaska  
Tech 100, Grambling State 88  
Tech 82, Washington 65  
Kansas 84, Tech 70 (finals)  
All-Tournament: Jason Collier, Alvin Jones

**1999 ACC-BIG TEN CHALLENGE**  
Philips Arena, Atlanta, Ga.  
Michigan 80, Tech 77

**1999 DELTA AIR LINES HOLIDAY CLASSIC**  
Philips Arena, Atlanta, Ga.  
Stanford 64, Tech 61 (ot)

**1998 HOLIDAY FESTIVAL**  
Madison Square Garden, New York, N.Y.  
Hofstra 62, Tech 41  
Tech 72, Iona 65 (3rd)

**1998 BIG ISLAND INVITATIONAL**  
Afook-Chinen Civic Auditorium, Hilo, Hawaii  
Tech 65, New Orleans 63 (ot)  
Tech 58, West Virginia 53  
Washington 76, Tech 60  
All-Tournament: Alvin Jones, Jason Floyd

**1998 DELTA AIR LINES HOLIDAY CLASSIC**  
Georgia Dome, Atlanta, Ga.  
Kentucky 80, Tech 39

**1997 PUERTO RICO SHOOTOUT**  
Eugenio Guerra Sports Complex, Bayamon, P.R.  
Tech 62, Alabama 60  
Tech 77, St. John's 65  
Tech 73, Louisville 69  
All-Tournament: Matt Harpring (MVP), Michael Maddox, Dion Glover

**1997 DELTA AIR LINES HOLIDAY CLASSIC**  
Georgia Dome, Atlanta, Ga.  
Tech 94, Louisville 86  
MVP: Dion Glover

**1996 DELTA AIR LINES HOLIDAY CLASSIC**  
Georgia Dome, Atlanta, Ga.  
Kentucky 88, Tech 59

**1996 HOLIDAY FESTIVAL**  
Madison Square Garden, New York, N.Y.  
Tech 58, Hofstra 47  
St. John's 67, Tech 55 (finals)  
All-Tournament: Gary Saunders

**1995 PRESEASON NIT**  
Tech 87, Manhattan 67\*  
Tech 83, Oklahoma 72\*  
Georgetown 94, Tech 72 (semis#)  
Tech 77, Michigan 61 (3rd#)  
\*Georgia Dome, #Madison Sq. Garden

**1995 CABLE CAR CLASSIC**  
San Jose (Calif.) Arena  
Bradley 84, Tech 82  
Santa Clara 71, Tech 66  
All-Tournament: Stephon Marbury

**1995 JEEP-EAGLE CLASSIC**  
Georgia Dome, Atlanta, Ga.  
Tech 88, Louisville 77  
MVP: Matt Harpring

**1995 JIMMY V CLASSIC**  
Brendan Byrne Arena, East Rutherford, N.J.  
Massachusetts 75, Tech 67

**1994 RAINBOW CLASSIC**  
Special Events Center, Honolulu, Hawaii  
Cincinnati 69, Tech 66  
Tech 89, Oklahoma 85  
Duke 75, Tech 68

**1994 KUPPENHEIMER CLASSIC**  
Georgia Dome, Atlanta, Ga.  
Louisville 77, Tech 72  
All-Tournament: Travis Best

**1993 HOLIDAY FESTIVAL**  
Madison Square Garden, New York, N.Y.  
Tech 57, Temple 51  
Tech 71, St. John's 69 (Finals)  
All-Tournament: Martice Moore (MVP)

**1993 KUPPENHEIMER CLASSIC**  
Georgia Dome, Atlanta, Ga.  
Tech 86, Vanderbilt 77 (ot)  
All-Tournament: James Forrest, Travis Best

**1993 HALL OF FAME TIP-OFF CLASSIC**  
Springfield, Mass.  
Michigan 80, Tech 70

**1992 KUPPENHEIMER CLASSIC**  
Georgia Dome, Atlanta, Ga.  
Tech 87, Louisville 85  
All-Tournament: James Forrest (MVP), Malcolm Mackey

**1991 PRESEASON NIT**  
Tech 93, James Madison 69 (home)  
Tech 84, Colorado State 67 (home)  
Tech 120, Texas 107 (semis\*)  
Oklahoma St. 78, Tech 71 (finals\*)  
All-Tournament: Malcolm Mackey, Matt Geiger  
\*at Madison Square Garden

**1991 ACC-BIG EAST CHALLENGE**  
The Omni, Atlanta, Ga.  
Tech 80, Villanova 59

**1991 KUPPENHEIMER CLASSIC**  
The Omni, Atlanta, Ga.  
Tech 81, Kentucky 80  
All-Classic: Jon Barry (MVP), Malcolm Mackey

**1990 SUGAR BOWL TOURNAMENT**  
New Orleans, La.  
Tech 95, Tulane 83  
Tech 99, Villanova 87  
All-Tournament: Kenny Anderson (MVP), Malcolm Mackey, Jon Barry

**1990 KUPPENHEIMER CLASSIC**  
The Omni, Atlanta, Ga.  
Tech 135, Loyola Marymount 94  
All-Tournament: Kenny Anderson (MVP), Jon Barry

**1990 ACC-BIG EAST CHALLENGE**  
Capital Centre, Landover, Md.  
St. John's 73, Tech 72 (ot)

**1989 KUPPENHEIMER CLASSIC**  
The Omni, Atlanta, Ga.  
Tech 98, Morehead State 76  
Tech 111, Pittsburgh 92  
All-Tournament: Kenny Anderson (MVP), Dennis Scott, Brian Oliver

**1989 ACC-BIG EAST CHALLENGE**  
Hartford (Conn.) Civic Center  
Tech 93, Pittsburgh 92

**1988 RAINBOW CLASSIC**  
Blaisdell Center, Honolulu, Hawaii  
Tech 87, Houston 78  
Illinois 80, Tech 75  
Tech 72, Purdue 69  
All-Tournament: Dennis Scott, Tom Hammonds

**1987 PRE-SEASON NIT**  
Tech 114, Alcorn State 71 (home)  
Florida 80, Tech 69 (at Florida)

**1987 COTTON STATES CLASSIC**  
The Omni, Atlanta, Ga.  
Tech 90, William & Mary 59  
Tech 83, Auburn 72  
All-Tournament: Duane Ferrell, Tom Hammonds

**1986 CENTRAL FIDELITY HOLIDAY CLASSIC**  
Robins Center, Richmond, Va.  
Tech 67, Stanford 65  
Richmond 67, Tech 62 (ot)  
MVP: Duane Ferrell

**1986 SUNTORY BALL**  
Tokyo, Japan  
Tech 65, Boston College 62 (ot)  
Tech 63, SMU 54  
All-Tournament: Tom Hammonds (MVP), Duane Ferrell, Bruce Dalrymple

**1986 HOLIDAY FESTIVAL**  
Madison Square Garden, New York, N.Y.  
Tech 79, Rutgers 61  
St. John's 62, Tech 53  
All-Tournament: Duane Ferrell

**1985 COTTON STATES CLASSIC**  
The Omni, Atlanta, Ga.  
Tech 90, Texas 55  
Tech 82, Navy 64  
All-Tournament: Mark Price (MVP), Duane Ferrell, John Salley, Bruce Dalrymple

**1985 GATOR BOWL CLASSIC**  
Jacksonville, Fla.  
Tech 83, Texas A&M 58  
Tech 72, Jacksonville 53  
All-Tournament: Mark Price (MVP), John Salley, Tom Hammonds, Bruce Dalrymple

**1985 HALL OF FAME TIP-OFF CLASSIC**  
Springfield, Mass.  
Michigan 49, Tech 44

# REGULAR-SEASON EVENTS

## TOURNAMENT TOTE BOARD

Event	App.	W-L	Titles	Last
ACC-Big East Challenge	3	2-1	-	1991
ACC-Big Ten Challenge	11	4-7	-	2010
All-College Tournament	2	2-4	-	1956
Bruin Classic	2	1-4	-	1969
Cotton States Classic#	4	8-0	4	1989
Gator Bowl	7	7-8	2	1985
Hall of Fame/Tip-Off Classic	2	0-2	-	1993
Chick-fil-A Peach Bowl Classic for Kids*	15	10-5	7	2004
Holiday Festival	4	5-3	1	1998
Legends Classic	1	3-1	-	2010
Maryland Invitational	3	2-4	-	1977
Maui Invitational	1	2-1	-	2006
North-South Doubleheader	8	4-12	-	1977
Paradise Jam	1	2-1	-	2007
Poinsettia Tournament	2	2-2	-	1975
Pre-season NIT	4	11-3	1	2003
Puerto Rico Tip-Off	2	5-1	1	2010
Queen City Tournament	2	3-3	-	1955
Rainbow Classic	3	6-3	1	1994
Sugar Bowl	2	2-2	1	1990
Sun Bowl	2	0-4	-	1981

\*One day doubleheader was formerly known as the Delta Air Lines Holiday Classic for Kids, Jeep Eagle Classic and Kuppenheimer Classic  
#Known as the Kuppenheimer Classic in 1989.

**1984 RAINBOW CLASSIC**  
Blaisdell Center, Honolulu, Hawaii  
Tech 72, Arkansas 52  
Tech 65, Washington 58  
Tech 70, Maryland 69  
All-Tournament: Mark Price (MVP), Bruce Dalrymple

**1983 COTTON STATES CLASSIC**  
The Omni, Atlanta, Ga.  
Tech 66, Nebraska 49  
Tech 57, Alabama 54  
All-Tournament: Mark Price (MVP), Bruce Dalrymple, Yvon Joseph

**1983 CASABA CLUB CLASSIC** Spanos Center,  
Stockton, Calif.  
Tech 67, Pepperdine 56  
Tech 73, Central Michigan 71  
All-Tournament: Yvon Joseph (MVP), Bruce Dalrymple

**1981 SUN BOWL TOURNAMENT**  
El Paso, Texas  
Texas El-Paso 73, Tech 44  
Oklahoma State 59, Tech 57

**1980 GATOR BOWL TOURNAMENT**  
Jacksonville, Fla.  
Purdue 53, Tech 45  
Jacksonville 64, Tech 41

**1979 ROANOKE TIMES & WORLD NEWS HOLIDAY CLASSIC**  
Roanoke (Va.) Civic Center  
Tech 83, Alabama 59  
Virginia Tech 67, Tech 62  
All-Tournament: Brook Stepp (MVP), Lenny Horton

**1978 PILLSBURY CLASSIC**  
Minneapolis, Minn.  
Tech 83, Brigham Young 81  
Minnesota 57, Tech 56  
All-Tournament: Sammy Drummer, Tico Brown

**1977 MARYLAND INVITATIONAL**  
College Park, Md.  
Tech 73, St. John's 67  
Maryland 65, Tech 63

**1977 DAYTON INVITATIONAL**  
Dayton, Ohio  
Tech 64, Oregon 57  
Dayton 65, Tech 63

**1977 NORTH-SOUTH DOUBLEHEADER**  
Charlotte, N.C.  
North Carolina 97, Tech 74  
NC State 81, Tech 71

**1976 MARSHALL INVITATIONAL**  
Huntington, W.Va.  
Idaho State 88, Tech 72  
Tech 80, Columbia 79

**1976 NORTH-SOUTH DOUBLEHEADER**  
Charlotte, N.C.  
North Carolina 79, Tech 74  
Tech 78, NC State 67

**1975 POINSETTIA TOURNAMENT**  
Greenville, S.C.  
Tech 98, Furman 81  
Rutgers 94, Tech 87

**1975 KENTUCKY INVITATIONAL**  
Memorial Coliseum, Lexington, Ky.  
Kentucky 66, Tech 64  
Arizona State 85, Tech 70

**1975 NORTH-SOUTH DOUBLEHEADER**  
Charlotte, N.C.  
NC State 101, Tech 66  
North Carolina 111, Tech 81

**1974 MARYLAND INVITATIONAL**  
College Park, Md.  
Maryland 105, Tech 67  
Tech 70, St. Bonaventure 61 (ot)

**1974 NORTH-SOUTH DOUBLEHEADER**  
Charlotte, N.C.  
NC State 98, Tech 54  
North Carolina 108, Tech 70

**1973 OLD DOMINION TOURNAMENT**  
Norfolk, Va.  
Baylor 108, Tech 80  
Yale 101, Tech 95

**1973 NORTH-SOUTH DOUBLEHEADER**  
Charlotte, N.C.  
North Carolina 107, Tech 72  
NC State 118, Tech 94

**1972 MARYLAND INVITATIONAL**  
College Park, Md.  
Maryland 90, Tech 55  
Bowling Green 102, Tech 87

**1972 NORTH-SOUTH DOUBLEHEADER**  
Charlotte, N.C.  
NC State 87, Tech 70  
North Carolina 118, Tech 73

**1971 CHARLOTTE INVITATIONAL**  
Charlotte, N.C.  
Davidson 91, Tech 66  
Rutgers 91, Tech 64

**1971 NORTH-SOUTH DOUBLEHEADER**  
Charlotte, N.C.  
North Carolina 87, Tech 58  
Tech 73, NC State 66

**1970 NORTH-SOUTH DOUBLEHEADER**  
Charlotte, N.C.  
Tech 89, NC State 77  
Tech 104, North Carolina 95

**1970 GATOR BOWL TOURNAMENT**  
Jacksonville, Fla.  
Tech 69, Florida 58  
St. Bonaventure 70, Tech 68

**1969 BRUIN CLASSIC**  
Pauley Pavilion, Los Angeles, Calif.  
UCLA 121, Tech 90  
Indiana 87, Tech 65

**1968 SUN BOWL TOURNAMENT**  
El Paso, Texas  
Texas-El Paso 75, Tech 71  
Oklahoma City 59, Tech 57

**1967 CHICAGO CLASSIC**  
Chicago, Ill.  
Illinois 65, Tech 54  
Loyola 96, Tech 71

**1966 BRUIN CLASSIC**  
Pauley Pavilion, Los Angeles, Calif.  
Tech 101, Michigan 70  
UCLA 91, Tech 72  
Illinois 83, Tech 71

**1965 HURRICANE CLASSIC**  
Miami, Fla.  
Louisville 54, Tech 48  
Tech 83, Boston College 40

**1964 SUGAR BOWL TOURNAMENT**  
New Orleans, La.  
Louisville 77, Tech 71  
Texas Tech 95, Tech 90

**1963 MILWAUKEE CLASSIC**  
Milwaukee, Wis.  
Tech 84, Marquette 83  
Wisconsin 104, Tech 84

**1962 GATOR BOWL TOURNAMENT**  
Jacksonville, Fla.  
Tech 73, Virginia Tech 72 (ot)  
Tech 73, Florida 61

**1961 POINSETTIA TOURNAMENT**  
Greenville, S.C.  
Tech 72, Furman 65  
Arkansas 72, Tech 42

**1960 GATOR BOWL TOURNAMENT**  
Jacksonville, Fla.  
Tech 54, Georgia 51  
Navy 63, Tech 60

**1960 BLUEGRASS TOURNAMENT**  
Louisville, Ky.  
Louisville 74, Tech 65  
Utah State 67, Tech 62

**1957 MOTOR CITY CLASSIC**  
Detroit, Mich.  
Tech 67, Marquette 58  
Tech 70, Detroit 66

**1956 ALL COLLEGE TOURNAMENT**  
Oklahoma City, Okla.  
Marquette 102, Tech 78  
Tech 75, Idaho State 72  
Tech 79, Texas Tech 66

**1955 QUEEN CITY TOURNAMENT**  
Buffalo, N.Y.  
Tech 65, Westminster 56  
Tech 86, Canisius 82  
Xavier 92, Tech 67

**1954 QUEEN CITY TOURNAMENT**  
Buffalo, N.Y.  
Tech 72, Idaho State 69 (ot)  
Canisius 70, Tech 56  
Georgetown 68, Tech 62

**1953 GATOR BOWL TOURNAMENT**  
Jacksonville, Fla.  
Georgia 66, Tech 64  
Ga. Teachers Coll. 101, Tech 80  
Florida 63, Tech 59

**1952 GATOR BOWL TOURNAMENT**  
Jacksonville, Fla.  
Florida 68, Tech 60  
Tech 71, Georgia 54

**1951 CAROLINA INVITATIONAL**  
Charlotte, N.C.  
South Carolina 78, Tech 63  
Tech 79, Auburn 62  
Tech 78, Davidson 60

**1949 DIXIE CLASSIC**  
Reynolds Coliseum, Raleigh, N.C.  
Tech 64, Wake Forest 57  
NC State 57, Tech 34  
Tech 63, West Virginia 48

**1947 ALL-COLLEGE TOURNAMENT**  
Oklahoma City, Okla.  
Texas 54, Tech 45  
Rice 43, Tech 42  
Hamline 52, Tech 35

# STARTING LINEUPS SINCE 1943-44

## 1943-44 (14-4)

F	Bill Johnson	6-1	So.
F	Dick Collier	6-1	Fr.
C	Wes Paxon	6-4	Fr.
G	Frank Broyles	6-2	Fr.
G	Durand Holladay	6-1	Jr.

## 1944-45 (11-6)

F	Billy Williams	6-2	Sr.	9.6
F	Dick Collier	6-1	So.	10.0
C	Bobby Davis	6-6	Jr.	6.4
G	Frank Broyles	6-2	So.	8.8
G	Durand Holladay	6-1	Sr.	10.0

## 1945-46 (10-11)

F	Johnny Doyle	6-5	So.
F	Bobby Davis	6-6	Sr.
C	Jim Nolan	6-8	Fr.
G	Frank Broyles	6-2	Jr.
G	Ramon Echols	5-9	So.

## 1946-47 (12-11)

F	Wes Paxon	6-4	Sr.	13.3
F	Dick Collier	6-1	Sr.	6.7
C	Jim Nolan	6-8	So.	7.6
G	Frank Broyles	6-2	Sr.	10.4
G	Colin Anderson	6-3	Fr.	7.4

## 1947-48 (12-16)

F	Joe Keener	6-3	Fr.	7.8
F	Melvin Dold	6-2	Fr.	10.4
C	Jim Nolan	6-8	Jr.	13.9
G	Mickey Sermersheim	5-10	Fr.	6.8
G	Colin Anderson	6-3	So.	10.7

## 1948-49 (11-13)

F	Joe Keener	6-3	So.
F	Melvin Dold	6-2	So.
C	Jim Nolan	6-8	Sr.
G	Mickey Sermersheim	5-10	So.
G	Colin Anderson	6-3	Jr.

## 1949-50 (14-13)

F	Joe Keener	6-3	Jr.	9.0
F	Melvin Dold	6-2	Jr.	11.1
C	Bill Cline	6-6	So.	9.0
G	Mickey Sermersheim	5-10	Jr.	9.6
G	Colin Anderson	6-3	Sr.	10.8

## 1950-51 (8-19)

F	Joe Keener	6-3	Sr.	9.9
F	Pete Silas	6-6	So.	11.7
C	Bill Cline	6-6	Jr.	9.3
G	Mickey Sermersheim	5-10	Sr.	8.8
G	Teeter Unstead	6-0	Jr.	5.9
Top Sub				
G	Melvin Dold	6-2	Sr.	8.4

## 1951-52 (7-16)

F	Bill Sennett	6-2	So.	2.7
F	Pete Silas	6-6	Jr.	17.1
C	Bill Cline	6-6	Sr.	10.7
G	Eric Crane	5-10	Jr.	7.2
G	Teeter Unstead	6-0	Sr.	14.2

## 1952-53 (5-17)

F	Gene Anderson	6-2	Sr.	4.1
F	Pete Silas	6-6	Sr.	17.0
C	Bill Cohen	6-6	Fr.	7.3
G	Eric Crane	5-10	Sr.	6.4
G	Johnny Harwell	6-1	Sr.	4.3

## 1953-54 (2-22)

F	Gene Anderson	6-2	Sr.	2.4
F	Pete Silas	6-6	Sr.	17.0
C	Bill Cohen	6-6	So.	10.2
G	Eric Crane	5-10	Sr.	10.1
G	Johnny Harwell	6-1	Sr.	7.6
Top Sub				
G	Howard Snead	6-0	Jr.	8.9

## 1954-55 (12-13)

F	Lenny Cohen	6-6	So.	12.7
F	Bill Cohen	6-6	Jr.	9.6
C	Dick Lenholt	6-6	Jr.	10.0
G	Bobby Kimmel	6-3	So.	14.4
G	Joe Helms	5-10	Jr.	14.5

## 1955-56 (12-11)

F	Lenny Cohen	6-6	Jr.	12.4
F	Bill Cohen	6-6	Sr.	8.6
C	Dick Lenholt	6-6	Sr.	7.7
G	Bobby Kimmel	6-3	Jr.	19.8
G	Joe Helms	5-10	Sr.	17.1

## 1956-57 (18-8)

F	Gary Phillips	6-1	Jr.	7.5
F	Bobby Kimmel	6-3	Sr.	15.1
C	Lenny Cohen	6-6	Sr.	13.4
G	Bud Blemker	5-10	So.	16.4
G	Terry Randall	5-10	So.	16.1

## 1957-58 (15-11)

F	Gary Phillips	6-1	Sr.	7.3
F	Dave Denton	6-3	So.	12.0
C	Frank Inman	6-6	So.	8.4
G	Bud Blemker	5-10	Jr.	17.4
G	Terry Randall	5-10	Jr.	16.3
Top Sub				
CF	Jim Johnson	6-6	Sr.	8.0

## 1958-59 (17-9)

F	Roger Kaiser	6-1	So.	14.7
F	Dave Denton	6-3	Jr.	9.4
C	Frank Inman	6-7	Jr.	6.1
G	Bud Blemker	5-10	Sr.	14.9
G	Terry Randall	5-10	Sr.	14.0
Top Sub				
CF	Wayne Richards	6-7	So.	7.5

## 1959-60 (22-6)

F	Wayne Richards	6-7	Jr.	8.9
F	Dave Denton	6-3	Sr.	15.0
C	Jim Riley	6-8	Sr.	3.9
G	Bobby Dews	5-11	Jr.	8.8
G	Roger Kaiser	6-1	Jr.	22.8

## 1960-61 (13-13)

F	Wayne Richards	6-7	Sr.	5.5
F	Mike Tomasovich	6-4	So.	3.7
C	Alan Nass	6-6	So.	6.7
G	Frank Landrey	5-8	So.	4.8
G	Roger Kaiser	6-1	Sr.	23.4
Top Sub				
F	Keith Weekly	6-3	So.	8.7
G	John Hoffman	6-0	Sr.	3.9

## 1961-62 (10-16)

F	Josh Powell	6-6	Sr.	10.2
F	Mike Tomasovich	6-4	Jr.	13.2
C	Alan Nass	6-6	Jr.	9.7
G	Frank Landrey	5-8	Jr.	8.3
G	John Herbert	5-9	So.	7.8
Top Sub				
G	Bill Eidson	6-1	So.	8.4

## 1962-63 (21-5)

F	Alan Nass	6-6	Sr.	6.9
F	Mike Tomasovich	6-4	Sr.	10.2
C	Jim Caldwell	6-9	So.	13.7
G	R.D. Craddock	5-11	So.	8.2
G	Keith Weekly	6-3	Jr.	8.3
Top Sub				
G	Ron Scharf	6-3	So.	8.3

## 1963-64 (17-9)

F	Charlie Spooner	6-2	Sr.	8.0
F	Ron Scharf	6-3	Jr.	12.6
C	Jim Caldwell	6-10	Jr.	14.0
G	R.D. Craddock	5-11	Jr.	13.6
G	Bill Eidson	6-1	Sr.	9.5

## 1964-65 (14-11)

F	Pres Judy	6-3	So.	10.7
F	Ron Scharf	6-3	Sr.	10.5
C	Jim Caldwell	6-10	Sr.	17.4
G	R.D. Craddock	5-11	Sr.	15.2
G	Charles Kenney	6-1	So.	10.5

## 1965-66 (13-13)

F	Pres Judy	6-3	Jr.	12.3
F	Dave Clark	6-4	So.	8.8
C	Pete Thorne	6-4	So.	12.4
G	Phil Wagner	6-2	So.	14.9
G	Pete Caldwell	6-1	Sr.	5.3
Top Sub				
G	Charles Kenney	6-1	Jr.	7.9

## 1966-67 (17-9)

F	Pres Judy	6-3	Sr.	16.5
F	Dave Clark	6-4	Jr.	8.9
C	Pete Thorne	6-4	Jr.	9.8
G	Phil Wagner	6-2	Jr.	19.5
G	Ted Tomasovich	6-3	So.	12.5
Top Sub				
G	Stan Guth	5-11	Jr.	8.8

## 1967-68 (12-13)

F	Ted Tomasovich	6-3	Jr.	10.6
F	Dave Clark	6-4	Sr.	12.9
C	Bob Seemer	6-7	So.	9.3
G	Phil Wagner	6-2	Sr.	19.6
G	Stan Guth	5-11	Sr.	7.7
Top Sub				
CF	Pete Thorne	6-4	Sr.	10.9

## 1968-69 (12-13)

F	Ted Tomasovich	6-3	Sr.	15.0
F	Bob Seemer	6-7	Jr.	13.2
C	Rich Yunkus	6-10	So.	24.1
G	Jim Thorne	6-3	So.	6.4
G	John Verzyer	6-2	Jr.	5.1

## 1969-70 (17-10)

F	Bill Mayer	6-4	Sr.	12.2
F	Bob Seemer	6-7	Sr.	12.6
C	Rich Yunkus	6-10	Jr.	30.1
G	Jim Thorne	6-2	Jr.	10.3
G	John Hoggie	6-0	So.	4.4

## 1970-71 (23-9)

F	Bob Murphy	6-2	So.	10.8
F	Howard Thompson	6-4	Sr.	3.8
C	Rich Yunkus	6-10	Sr.	25.5
G	Jim Thorne	6-3	Sr.	13.2
G	Frank Samoylo	6-1	Jr.	7.5
Top Sub				
F	Tommy Wilson	6-7	Sr.	8.5

## 1971-72 (6-20)

F	Bob Murphy	6-2	Jr.	10.3
F	Steve Post	6-6	So.	15.2
C	Karl Binns	6-7	Sr.	8.8
G	John Hoggie	6-1	Sr.	6.8
G	Frank Samoylo	6-1	Sr.	15.4
Top Sub				
F	Tom Hyder	6-5	Jr.	5.0

## 1972-73 (7-18)

F	Andy McCain	6-8	Jr.	14.9
F	Bob Davis	6-6	Fr.	9.2
C	Steve Post	6-6	Jr.	8.6
G	Bob Murphy	6-2	Sr.	9.6
G	Steve Sherbak	6-2	Jr.	9.6
Top Sub				
F	Steve Sonnenberg	6-5	So.	7.3

## 1973-74 (5-21)

F	Harry Allen	6-4	So.	9.7
F	Trot Hunt	6-4	Jr.	8.3
C	Jim Wood	6-8	Fr.	11.1
G	Ray Schritzer	5-11	Fr.	7.2
G	Steve Sherbak	6-2	Sr.	9.5

## 1974-75 (11-15)

F	Bob Davis	6-6	Jr.	9.3
F	Mike Green	6-5	Jr.	9.8
C	Jim Wood	6-8	So.	15.0
G	Ray Schritzer	5-11	So.	11.8
G	Mike Bottorff	5-11	Jr.	13.9

## 1975-76 (13-14)

F	Harry Allen	6-4	Sr.	9.9
F	Mike Green	6-5	Sr.	9.2
C	Jim Wood	6-8	Jr.	14.7
G	Ray Schritzer	5-11	Jr.	6.1
G	Mike Bottorff	5-11	Sr.	14.3

## 1976-77 (18-10)

F	Tico Brown	6-5	So.	16.4
F	Randy Foster	6-7	Sr.	7.7
C	Jim Wood	6-8	Sr.	14.1
G	Ray Schritzer	5-11	Sr.	5.8
G	Billy Smith	6-0	So.	8.0

## 1977-78 (15-12)

F	Lanny Horton	6-7	So.	10.9
F	Sammy Drummer	6-5	Jr.	21.0
C	Bill Allgood	6-7	Sr.	8.6
G	Tico Brown	6-5	Jr.	16.1
G	Billy Smith	6-1	Jr.	7.4

## 1978-79 (17-9)

F	Lenny Horton	6-7	Jr.	13.0
F	Sammy Drummer	6-5	Sr.	23.7
C	Rob Noyes	6-8	Jr.	5.2
G	Tico Brown	6-5	Sr.	15.9
G	Billy Smith	6-1	Sr.	6.1
Top Sub				
G	John Mann	6-5	Jr.	2.5

## 1979-80 (8-18)

F	Lenny Horton	6-7	Sr.	17.2
F	Brook Stepp	6-5	So.	18.9
C	Rob Noyes	6-8	Sr.	3.4
G	John Mann	6-5	Sr.	4.2
G	Kerry O'Brien	6-2	Sr.	6.7

## 1980-81 (4-23)

F	Fred Hall	6-5	Sr.	12.2
F	Lee Goza	6-9	Jr.	9.8
C	Greg Wilson	6-8	Fr.	5.2
G	Stu Lyon	6-4	Jr.	7.9
G	George Thomas	6-3	So.	10.9

## 1981-82 (10-16)

F	Maurice Bradford	6-4	Jr.	8.8
F	Brook Stepp	6-5	Sr.	17.8
C	Lee Goza	6-9	Sr.	6.9

# STARTING LINEUPS SINCE 1943-44

## 1994-95 (18-12)

F	James Forrest	6-8	Sr	19.0
F	Matt Harpring	6-7	Fr	12.1
C	Eddie Elisma	6-9	So	5.8
G	Travis Best	5-11	Sr	20.2
G	Drew Barry	6-5	Jr	13.4
Top Sub				
F	Michael Maddox	6-8	Fr	9.1

## 1995-96 (24-12)

F	Michael Maddox	6-8	So	9.2
F	Matt Harpring	6-7	So	18.6
C	Eddie Elisma	6-9	Jr	8.8
G	Stephon Marbury	6-2	Fr	18.9
G	Drew Barry	6-5	Sr	13.3
Top Sub				
G	Gary Saunders	6-5	Fr	6.6

## 1996-97 (9-18)

F	Michael Maddox	6-9	Jr	9.7
F	Matt Harpring	6-7	Sr	19.0
C	Eddie Elisma	6-9	Sr	9.7
G	Gary Saunders	6-5	So	11.6
G	Kevin Morris	5-11	Fr	5.9
Top Subs				
G-F	Jon Babul	6-7	Fr	2.2
G	Jason Floyd	6-6	Fr	3.9
C	Pablo Machado	6-10	Fr	1.9

## 1997-98 (19-14)

F	Michael Maddox	6-9	Sr	13.2
F	Matt Harpring	6-7	Sr	21.6
C	Alvin Jones	6-11	Fr	6.8
G	Dion Glover	6-5	Fr	18.4
G	Travis Spivey	6-3	Fr	5.7
Top Subs				
G	T.J. Vines	5-10	Fr	2.6
G	Jason Floyd	6-6	So	6.4

## 1998-99 (15-16)

F	Jason Collier	7-0	Jr	17.2
F	Jon Babul	6-7	So	5.3
C	Alvin Jones	6-11	So	12.7
G	Jason Floyd	6-6	Jr	13.5
G	Tony Akins	5-11	Fr	11.3
Top Subs				
G	T.J. Vines	5-10	So	6.6
G	Darryl LaBarrie	6-3	So	3.5

## 1999-2000 (13-17)

F	Jason Collier	7-0	Sr	17.0
F	Jason Floyd	6-6	Sr	9.4
C	Alvin Jones	6-11	Jr	9.7
G	Tony Akins	5-11	So	11.5
G	Shaun Fein	6-3	Jr	10.6
Top Subs				
G	T.J. Vines	5-10	Jr	4.4
F	Clarence Moore	6-4	Fr	4.8
F	Jon Babul	6-7	Jr	3.6

## 2000-01 (17-13)

F	Jon Babul	6-7	Sr	5.6
F	Marvin Lewis	6-3	Fr	8.7
C	Alvin Jones	6-11	Sr	13.4
G	Tony Akins	5-11	Jr	14.5
G	Shaun Fein	6-3	Sr	13.3
Top Subs				
G	Darryl LaBarrie	6-3	Sr	5.6
G	T.J. Vines	5-10	Sr	3.9
F	Halston Lane	6-4	Fr	6.8

## 2001-02 (15-16)

F	Clarence Moore	6-5	So	9.4
C	Ed Nelson	6-7	Fr	8.5
G	Tony Akins	5-11	Sr	17.0
G	Marvin Lewis	6-4	So	10.9
G	B.J. Elder	6-3	Fr	9.9
Top Subs				
F	Isma'il Muhammad	6-5	Fr	7.1
F	Halston Lane	6-5	So	6.1
C	Luke Schenscher	7-0	Fr	4.8

## 2002-03 (16-15)

F	Chris Bosh	6-10	Fr	15.6
C	Luke Schenscher	7-1	So	3.7
C	Ed Nelson	6-8	So	8.1
G	B.J. Elder	6-4	So	15.0
G	Jarrett Jack	6-3	Fr	9.5
G	Marvin Lewis	6-4	Jr	12.2
Top Subs				
F	Isma'il Muhammad	6-6	So	5.9
F	Theodis Tarver	6-9	Fr	2.8

## 2003-04 (28-10)

F	Anthony McHenry	6-7	Jr	3.4
C	Luke Schenscher	7-1	Jr	9.2
G	Jarrett Jack	6-3	So	12.5
G	Marvin Lewis	6-4	Sr	11.0
G	B.J. Elder	6-4	Jr	14.9
Top Subs				
G	Will Bynum	6-0	Jr	9.6
F	Clarence Moore	6-5	Sr	5.9
F	Isma'il Muhammad	6-6	Jr	9.3

## 2004-05 (20-12)

F	Anthony McHenry	6-7	Sr	3.8
C	Luke Schenscher	7-1	Sr	10.1
G	B.J. Elder	6-4	Sr	12.6
G	Jarrett Jack	6-3	Jr	15.5
G	Will Bynum	6-0	Sr	12.5
F	Isma'il Muhammad	6-6	Jr	8.4
Top Subs				
G	Anthony Morrow	6-5	Fr	5.7
C	Ra'Sean Dickey	6-9	Fr	5.1

## 2005-06 (11-17)

F	Jeremis Smith	6-6	So	11.0
C	Ra'Sean Dickey	6-9	Sr	10.1
G	Anthony Morrow	6-5	So	16.0
G	Mario West	6-4	Jr	5.2
G	Zam Fredrick	6-0	So	10.6
Top Subs				
C	Theodis Tarver	6-9	Sr	3.1
G	Lewis Clinch	6-3	Fr	8.9
G	D'Andre Bell	6-5	Fr	3.9

## 2006-07 (20-12)

F	Jeremis Smith	6-8	Jr	8.3
F	Thaddeus Young	6-8	Fr	14.4
C	Ra'Sean Dickey	6-10	Jr	8.1
G	Anthony Morrow	6-5	Jr	9.9
G	Javaris Crittenton	6-5	Fr	14.4
Top Subs				
G	Mario West	6-5	Sr	4.7
F/C	Zachery Peacock	6-8	Fr	5.5
F/C	Alade Aminu	6-10	So	5.4

## 2007-08 (15-17)

F	Jeremis Smith	6-8	Sr	10.5
F	Gani Lawal	6-9	Fr	7.2
G	D'Andre Bell	6-5	Jr	6.6
G	Anthony Morrow	6-5	Sr	14.3
G	Maurice Miller	6-1	Fr	8.1
Top Subs				
G	Lewis Clinch	6-3	Jr	9.0
G	Matt Causey	6-0	Sr	7.2
F	Alade Aminu	6-10	Jr	6.0

## 2008-09 (12-19)

F	Zachery Peacock	6-8	Jr	9.2
F	Gani Lawal	6-9	So	15.1
G	Lewis Clinch	6-3	Sr	15.5
G	Iman Shumpert	6-5	Fr	10.6
G	Maurice Miller	6-1	So	8.1
Top Subs				
F	Alade Aminu	6-10	Sr	11.8
G	Lance Storks	6-5	So	4.1

## 2009-10 (23-13)

F	Derrick Favors	6-10	Fr	12.4
F	Gani Lawal	6-9	Jr	13.1
G	D'Andre Bell	6-6	Sr	6.1
G	Iman Shumpert	6-5	So	10.0
G	Glen Rice, Jr.	6-5	Fr	5.4
Top Subs				
F	Zachery Peacock	6-8	Jr	9.2
G	Maurice Miller	6-1	Jr	3.9
G	Brian Oliver	6-6	Fr	7.1

## 2010-11 (13-18)

F/G	Brian Oliver	6-6	So	10.5
F/G	Glen Rice, Jr.	6-5	So	12.8
C	Daniel Miller	6-11	Fr	4.4
G	Iman Shumpert	6-5	Jr	17.3
G	Maurice Miller	6-2	Sr	6.0
Top Subs				
F	Kamreem Holsey	6-8	Fr	3.4
F	Jason Morris	6-5	Fr	6.0
F	Lance Storks	6-5	Sr	2.6
G	Mfon Udofia	6-2	So	6.7

## 2011-12 (11-20)

F/G	Jason Morris	6-5	So	7.8
F	Kamreem Holsey	6-8	So	9.4
C	Daniel Miller	6-11	So	8.1
G	Mfon Udofia	6-2	Jr	9.9
G	Brandon Reed	6-3	So	7.5
Top Subs				
F	Julian Royal	6-7	Fr	4.4
G	Pierre Jordan	6-0	Gr	1.5
G/F	Nick Foreman	6-4	Sr	1.5
G/F	Glen Rice, Jr.	6-5	Jr	13.0

## Head Coaching History

Coach	Tenure	Yrs	W-L	Pct
<b>Chapman</b>	<b>1906</b>	<b>1</b>	<b>2-1</b>	<b>.667</b>
<b>John Heisman</b>	<b>1909, 1913-14</b>	<b>3</b>	<b>9-14</b>	<b>.391</b>
<b>William Alexander</b>	<b>1920, 1922-24</b>	<b>4</b>	<b>36-38</b>	<b>.486</b>
<b>Joe Bean</b>	<b>1921</b>	<b>1</b>	<b>4-10</b>	<b>.286</b>
<b>Harold Hansen</b>	<b>1925-26</b>	<b>2</b>	<b>10-23</b>	<b>.303</b>
<b>Roy Mundorff</b>	<b>1927-43</b>	<b>17</b>	<b>172-134</b>	<b>.562</b>
<b>Dwight Keith</b>	<b>1944-46</b>	<b>3</b>	<b>35-21</b>	<b>.625</b>
<b>Roy McArthur</b>	<b>1947-51</b>	<b>5</b>	<b>57-72</b>	<b>.442</b>
<b>John "Whack" Hyder</b>	<b>1952-73</b>	<b>22</b>	<b>292-271</b>	<b>.519</b>
<b>Dwane Morrison</b>	<b>1974-81</b>	<b>8</b>	<b>91-122</b>	<b>.427</b>
<b>Bobby Cremins</b>	<b>1982-2000</b>	<b>19</b>	<b>354-237</b>	<b>.599</b>
<b>Paul Hewitt</b>	<b>2001-11</b>	<b>11</b>	<b>190-162</b>	<b>.540</b>
<b>Brian Gregory</b>	<b>2012</b>	<b>1</b>	<b>11-20</b>	<b>.355</b>

## Assistant Coaches by Season

1948-49	John Hyder	1993-94	Kevin Cantwell, Sherman Dillard, Jimmy Hebron
1950-51	John Hyder	1994-95	Kevin Cantwell, Derek Whittenburg, Jimmy Hebron
1955-56	Bryon Gilbreath	1995-96	Kevin Cantwell, Derek Whittenburg, Gary Leiner
1956-57	Bryon Gilbreath, Sonny Stevens	1996-97	Kevin Cantwell, Derek Whittenburg, Gary Leiner
1957-58	Bryon Gilbreath, Sonny Stevens	1997-98	Kevin Cantwell, Derek Whittenburg, Gary Leiner
1958-59	Bryon Gilbreath, Sonny Stevens	1998-99	Kevin Cantwell, Derek Whittenburg, Gary Leiner
1959-60	Bryon Gilbreath, Sonny Stevens	1999-00	Kevin Cantwell, Willie Reese, Mark Price
1960-61	Bryon Gilbreath	2000-01	Dean Keener, Willie Reese, Cliff Warren
1961-62	Bryon Gilbreath	2001-02	Dean Keener, Willie Reese, Cliff Warren
1962-63	Bryon Gilbreath	2002-03	Dean Keener, Willie Reese, Cliff Warren
1963-64	Bryon Gilbreath	2003-04	Dean Keener, Willie Reese, Cliff Warren
1964-65	Bryon Gilbreath, Dwane Morrison	2004-05	Willie Reese, Cliff Warren, Peter Zaharis
1965-66	Bryon Gilbreath, Dwane Morrison	2005-06	John O'Connor, Charlton Young, Peter Zaharis
1966-67	Bryon Gilbreath, Dwane Morrison, Eddie Jackel	2006-07	John O'Connor, Charlton Young, Peter Zaharis
1967-68	Bryon Gilbreath, Dwane Morrison, Eddie Jackel	2007-08	John O'Connor, Charlton Young, Peter Zaharis
1968-69	Bryon Gilbreath, Dwane Morrison, Eddie Jackel	2008-09	John O'Connor, Charlton Young, Peter Zaharis
1969-70	Bryon Gilbreath, Dwane Morrison, Eddie Jackel	2009-10	Darryl LaBarrie, John O'Connor, Peter Zaharis
1970-71	Bryon Gilbreath, Donald Clifton, Eddie Jackel	2010-11	Darryl LaBarrie, Robert McCullum, Peter Zaharis
1971-72	Bryon Gilbreath, Donald Clifton	2011-12	Chad Dollar, Josh Postorino, Billy Schmidt
1972-73	Bryon Gilbreath, Donald Clifton		
1973-74	Bryon Gilbreath, Jay Nidiffer		
1974-75	Bryon Gilbreath, Jay Nidiffer		
1975-76	Bryon Gilbreath, Jay Nidiffer		
1976-77	Jay Nidiffer, Roger Banks		
1977-78	Jay Nidiffer, Benny Dees		
1978-79	Jay Nidiffer, Benny Dees		
1979-80	Jay Nidiffer, Benny Dees		
1980-81	Jay Nidiffer		
1981-82	George Felton, Ben Jobe, Jimmy Hebron, Ken Davis (GA)		
1982-83	George Felton, Perry Clark, Jimmy Hebron, Ken Davis (GA)		
1983-84	George Felton, Perry Clark, Jimmy Hebron, Bill Burrows (GA)		
1984-85	George Felton, Perry Clark, Jimmy Hebron, Rich Brown (GA)		
1985-86	George Felton, Perry Clark, Jimmy Hebron, Ron Everhart (GA)		
1986-87	Perry Clark, Kevin Cantwell, Jimmy Hebron		
1987-88	Perry Clark, Kevin Cantwell, Jimmy Hebron		
1988-89	Kevin Cantwell, Sherman Dillard, Jimmy Hebron, Bruce Dalrymple (V)		
1989-90	Kevin Cantwell, Sherman Dillard, Jimmy Hebron, Bruce Dalrymple (V)		
1990-91	Kevin Cantwell, Sherman Dillard, Jimmy Hebron, Bruce Dalrymple (V)		
1991-92	Kevin Cantwell, Sherman Dillard, Jimmy Hebron, George Felton (GA)		
1992-93	Kevin Cantwell, Sherman Dillard, Jimmy Hebron		





# ALL-TIME NUMERICAL ROSTER

**0**  
Darryl Barnes.....1994  
Lewis Clinch.....2007-09  
Mfon Udofoa.....2010-11-12

**1**  
B.J. Elder.....2002-05  
D'Andre Bell.....2006  
Javaris Crittenton.....2007  
Iman Shumpert.....2009-10-11  
Julian Royal.....2012

**2**  
Darryl Barnes\*.....1993  
Darryl LaBarrie.....2000-01  
Isma'il Muhammad.....2002-05  
Matt Causey.....2002  
Pierre Jordan.....2012  
*\*Not a legal number at the time, wore for one game*

**3**  
Colin Anderson.....1949  
Doug Hill.....1952  
Tommy Taylor.....1971-72  
John Boshart.....1974  
Brian Domalik.....1990-91  
Travis Best.....1992-95  
Stephon Marbury.....1996  
Tony Akins.....1999-02  
Jarrett Jack.....2003-05  
Moe Miller.....2008-09-10-11

**4**  
Dale Lumpton.....1949  
Bill Cline.....1951-52  
Dennis Scott.....1988-90  
Pablo Machado.....1997  
Alvin Jones.....1998-01  
Chris Bosh.....2003  
Ra'Sean Dickcy.....2005-07  
Nick Foreman.....2009-10-11-12

**5**  
Jim Nolan.....1948-49  
Melvin Dold.....1951  
Gene Anderson.....1952  
Bob Murphy.....1971-73  
Karl Brown.....1989-90  
James Gaddy.....1992-93  
Eddie Elisma.....1994-97  
Dion Glover.....1998-99  
Clarence Moore.....2001-02  
Mario West.....2004-07  
Daniel Miller.....2011-12

**6**  
Henry Schoening.....1949  
Mike Austin.....1951-52

**7**  
Jack Owens.....1949  
Joe Keener.....1951  
John Mansfield.....1957

**8**  
Joe Keener.....1949  
Pete Silas.....1951-52

**10**  
James Fritch.....1949  
Teeter Umstead.....1951-52  
Terry Randall.....1957  
Tony Arford.....1969  
Tommy Taylor.....1970  
Terry Farrell.....1971-72  
Mike Bottorff.....1973-76  
Craig Neal.....1984-88  
James Gaddy.....1991  
Drew Barry.....1993-96  
T.J. Vines.....1998-01  
Jim Nyström.....2003-04  
Tyler Davis.....2005  
Gary Cage.....2006  
Lance Storks.....2008-09-10-11

**11**  
Mickey Sermersheim.....1949-51  
John Harwell.....1952  
Larry Good.....1967  
Rocky Davis.....1974-75  
Ronnie Keener.....1976  
Toby Nidiffer.....1977-80  
Bill Patterson.....1981  
Bryan Hill.....1991-93

Yann Barbic.....1994  
Gary Saunders.....1996-97  
Shaun Spivey.....1998  
Shaun Fein.....2000-01  
David Ewing.....2002-03  
Will Bynum.....2004-05  
Steven Wolcott.....2006  
Muhammad Faye.....2007-08  
Sam Shew.....2009  
Brian Oliver.....2010-11  
Aaron Peck.....2012

**12**  
Barry Blemker.....1949  
Bud Witt.....1951  
Eric Crane.....1952  
Ken Peters (#5 on road in 1975).....1974-75  
David Mills.....1983  
Michael Carr.....1986  
Brian Domalik.....1989  
Kenny Anderson.....1990-91  
Ashley Kelly.....1999  
Luke Schenscher.....2002-05  
Paco Diaw.....2006-07  
Bassirou Dieng.....2009  
Kyle Speller.....2011  
D.J. Spain.....2012

**13**  
Lum Snyder.....1952  
Frank Inman.....1968-70  
Brian Oliver.....1987-90  
Kevin Morris.....1997  
Darryl LaBarrie.....1999-00  
D'Andre Bell.....2007-08-10  
McPherson Moore.....2011-12

**14**  
Tom Pearson.....1949  
James Fritch.....1951  
Vaughan Dyer.....1952  
Russ Jessee.....1954  
Ray Schnitzer (#35 on road in 1975).....1975-77  
Brook Steppe.....1980-82  
David Boisvert.....1988  
Greg White.....1990  
Jon Barry.....1991-92  
Winston Neal.....1999-02  
Keith Jones.....2005-06  
Ty Anderson.....2007-09  
Derrick Favors.....2010  
Jason Morris.....2011-12

**15 • Retired**  
Barry Blemker.....1951  
Bill Sennett.....1952  
Jess Carroll.....1954  
John Boshart.....1972  
Donnie Keener.....1976  
Tico Brown.....1977-79  
Steve Peck.....1980  
George Thomas.....1981-83  
Darryl Barnes.....1990-92  
Rod Balanis.....1993-94  
**MATT HARPRING.....1995-98**

**16**  
Paul Godwin.....1949  
Eric Crane.....1951  
Bud Witt.....1952

**17**  
Robert Riedel.....1949  
George Morris.....1952

**18**  
Jimmy Stewart.....1949  
Peden Templeton.....1952

**19**  
Benney Register.....1949

**20 • Retired**  
Lenny Cohen.....1957  
Bobby Dews.....1959-60  
John Herbert.....1962-64  
Jim Field.....1965  
Bob Brizendine.....1966-68  
John Howard.....1982  
Scott Gardner.....1983  
**TOM HAMMONDS.....1986-89**

**21 • Retired**  
**ROGER KAISER.....1959-61**

**22 • Retired**  
Jess Carroll.....1957  
Terry Randall.....1958  
Pete Rogers.....1961  
Bill Nigg.....1962-64  
Terry Askins.....1967-69  
Frank Samoylo.....1970-72  
Steve Sonnenberg.....1973-75  
Kerry O'Brien.....1977-80  
Scott Gardner.....1982  
**JOHN SALLEY.....1983-86**

**23**  
Ray Blemker.....1958-59  
Bill Edison.....1962-64  
Stan Guth.....1966-68  
Phil Boshart.....1973-75  
Billy Smith.....1976-79  
George Thomas.....1980  
Bud Adams.....1985  
Michael Christian.....1987-88  
David Whitmore.....1989  
Brian Black.....1990-91  
Martice Moore.....1993-94  
C.J. Williams.....1995  
John Babul.....1997-01  
Anthony Morrow.....2005-08  
Brandon Reed.....2012

**24**  
Bill Cohen.....1954  
Frank Inman.....1957  
John Gehr.....1960-62  
R.D. Craddock.....1963-65  
Phil Wagner.....1966-68  
Bill Mayer.....1969-70  
Tom Hyder.....1971-73  
Jim Wood (#41 on road in 1975).....1975-77  
John Williams.....1980  
Scott Petway.....1984  
James Munlyn.....1987-91  
Fred Vinson.....1992-94  
Michael Maddox.....1995-98  
Marvin Lewis.....2001-04  
Gary Cage.....2006, 08-09  
**Kammee Holsey.....2011-12**

**25 • Retired**  
Ham Stith.....1957-58  
Pat Drennon.....1960  
Phil Randall.....1962-63  
Mick Stenftenagel.....1964-66  
John Partin.....1967  
Jim Thorne.....1970-71  
Mickey Morrison.....1976  
**MARK PRICE.....1983-86**

**26**  
Jim Johnson.....1957

**27**  
Danny MacGregor.....1957

**28**  
Bobby Kimmel.....1954-57

**29**  
Gary Phillips.....1957

**30**  
Dick Lenholt.....1954  
Buddy Davidson.....1957  
Bill Poteet.....1959-61  
Charlie Kennedy.....1965-67  
Howard Thompson.....1969-71  
Jim Gallman.....1972  
Anthony Byrd.....1982-84  
Todd Harlicka.....1992-95  
Kevin Kincaid.....1997-99

**31**  
Sam Nunn.....1958  
Al Mason.....1959  
Harold Query.....1960  
Frank Landrey.....1961-62  
Dan Russell.....1965  
Rick Tyler.....1966-68  
Bill Vinton.....1971-72  
Willie Reese.....1985-89  
Greg White.....1991-92  
Shawn Jones.....1993  
C.J. Williams.....1994  
Ryan Murphy.....1996-97  
Pablo Machado.....1998  
Alex Luyk.....2000  
Gani Lawal.....2008-09-10

**32**  
George Inman.....1958  
Keith Weekly.....1961-63  
Pete Caldwell.....1965  
Fred Hall.....1980  
Tommy Lee.....1968  
John Hoggle.....1970-72  
Steve Sherbak.....1973-75  
Bill Allgood.....1977  
Dave Kowalski.....1981  
John Martinson.....1985-88  
Malcolm Mackey.....1990-93  
Juan Gaston.....1996  
Kyle Perry.....1998-00  
Ed Nelson.....2002-03  
Jeremis Smith.....2005-08

**33**  
Larry Goff.....1968-69  
Clyde Fore.....1970  
Bob Schmidt.....1972  
Harry Allen.....1973-76  
Sammy Drummer.....1979  
Steve Shaw.....1980-82  
Danny Pearson.....1983  
Duane Ferrell.....1985-88  
Ivano Newbill.....1990-94  
Bryan Brennan.....1996-97  
Steve Economos.....1998  
Jason Prentice.....1999  
Halston Lane.....2001-02  
Thaddeus Young.....2007  
Derek Craig.....2011-12

**34**  
Dave Clark.....1966  
Bob Seemer.....1968-70  
George Small.....1971-72  
Randy Foster.....1975-77  
Lenny Horton.....1979-80  
Fred Hall.....1981  
Jack Mansell.....1983-86  
David Whitmore.....1988  
Rod Balanis.....1990-91  
James Forrest.....1992-95  
Jason Floyd.....1997-00  
Robert Brooks.....2001-04  
Brad Sheehan.....2008-09-10

**35**  
John Partin.....1966  
Jack Washington.....1976  
Maurice Bradford.....1982-83  
Yann Barbic.....1995  
Zam Fredrick.....2005-06  
Zachery Peacock.....2007-08-09-10

**40 • Retired**  
Gary Phillips.....1958  
Charlie Spooner.....1961-64  
John Arnold.....1965  
John White.....1966  
Dave Clark.....1967-68  
**RICH YUNKUS.....1969-71**

**41**  
Dave Denton.....1958-60  
Tom Bowling.....1966-67  
Ken Davis.....1969-71  
Dean Reeves.....1972  
Preston Campbell.....1973  
Brian Gemberling.....1991  
Ryan Murphy.....1995  
Paul Trotti.....1997-00  
Alade Aminu.....2006  
Glen Rice, Jr.....2010-11-12

**42**  
Curt Bryant.....1958  
Bucky Sowers.....1960-62  
Pres Judy.....1964-67  
Tommy Wilson.....1969-71  
Andy McCain.....1973-74  
Mike Martin.....1975-76  
Rob Noyes.....1977-80  
Lee Goza.....1982  
Anthony Sherrod.....1986-89  
Rod Balanis.....1992  
Keith Kenney.....1993  
John Kelly.....1994  
Ajani Williams.....1996  
Omar Cassidy.....1997  
Clarence Moore.....2000, 04  
Nate Hicks.....2011-12

**43**  
Tom Chambers.....1959  
Roger Casada.....1961-62  
Pete Thorne.....1966-68  
Bob MacDonald.....1969  
Clyde Fore.....1971-72  
Tom Hunt.....1974-76  
Mickey Morrison.....1977  
Steve Neal.....1979-80  
Greg Wilson.....1981-84  
Bryan Brennan.....1995  
Henley Hayes.....1997

**44**  
John Hoffman.....1959-61  
Ron Scharf.....1963-65  
Ted Tomasovich.....1966-69  
Steve Post.....1972-74  
Mike Green.....1975-76  
Brook Steppe.....1979  
Stu Lyon.....1982  
Tim Harvey.....1983-84  
Antoine Ford.....1985-87  
Johnny McNeil.....1989-90  
John Kelly.....1993-96  
Jan Medlock.....1997-98  
Michael Isenhour.....2000-01  
Theodis Tarver.....2003-06  
Alade Aminu.....2007-09  
Sam Shew.....2010

**45**  
Jerry Meyer.....1958  
Newt Holloway.....1965-67  
Waymon Christopher (#4 on road).....1975  
Reggie Spruill.....1976  
John Mann.....1977-80  
Bruce Dalrymple.....1984-87  
Bucky Hodge.....1995-96  
Bert Culbreth.....1998

**50**  
Frank Inman.....1958-59  
Alan Nass.....1961-63  
Wes Field.....1965-67  
Allan Tison.....1968-70

**51**  
Jim Johnson.....1958  
Boogie Hill.....1964-66  
Karl Binns.....1972  
Patrick Harpring.....2001  
David Nelson.....2002-04

**52**  
Wayne Richards.....1959-61  
Jim Caldwell.....1964-65  
Ray Ridenour.....1966-69  
Craig Nelson.....1971  
Jeff Collier.....1973-76  
David Cole.....1979-82  
Maurice Brittan.....1989  
Matt Geiger.....1991-92  
Ashley Kelly.....1996-98  
Jason Collier.....1999-00

**53**  
Jim Riley.....1958-60  
Jimmy Tulin.....1962-64  
Bob Davis.....1973-76  
Lenny Horton.....1977  
Steve Neal.....1981-82

**54**  
Mike Tomasovich.....1961-63  
Jerry Priestley.....1964-66  
Rich Wright.....1967-70  
Bruce Brown.....1971-72  
Preston Campbell.....1974-75  
Lee Goza.....1981  
Yvon Joseph.....1983-85

**55**  
Josh Powell.....1960-61  
Terry Murray.....1966  
Anthony McHenry.....2002-05  
LeGaren Toomer.....2006

*Players whose jerseys are retired in all caps and in bold.  
Note: Current NCAA basketball rules restrict uniform numbers to 0, 00, 1-5, 10-15, 20-25, 30-35, 40-45 and 50-55.*

# YEAR-BY-YEAR AT-A-GLANCE

Year	Coach	Captain(s)	W-L	Conf.
1906	Chapman	Wert	2-1	
1909	John Heisman	Val Dawson	1-6	
1910-12	No teams			
1913	John Heisman	J.T.L. Brown	2-6	
1914	John Heisman	Forbes Bradley	6-2	
1915-19	No teams			
1920	William Alexander	G.R. Frazer	7-10	
1921	Joe Bean	A.H. Staton	4-10	
<b>Tech enters Southern Conference</b>				
1922	William Alexander	J.D. Brewster	11-6	
1923	William Alexander	E.L. Jenks	9-9	
1924	William Alexander	R.W. Roane	9-13	
1925	Harold Hansen	Fred Moore	4-12	
1926	Harold Hansen	George Wilder	6-11	
1927	Roy Mundorff	Dynamite Wilder	17-10	
1928	Roy Mundorff	Nick George	10-7	
1929	Roy Mundorff	Hank Heeke	15-6	
1930	Roy Mundorff	Sid Goldin	10-13	
1931	Roy Mundorff	H.F. Wages	11-13	
1932	Roy Mundorff	Unknown	7-6	
<b>Tech enters Southeastern Conference</b>				
1933	Roy Mundorff	Unknown	9-6	7-6
1934	Roy Mundorff	Unknown	6-12	4-9
1935	Roy Mundorff	Billy Glenn	6-8	5-5
1936	Roy Mundorff	Unknown	10-8	8-6
1937	Roy Mundorff	Whack Hyder	13-2	10-0
1938*	Roy Mundorff	Bo Johnston	18-2	12-2
1939	Roy Mundorff	Lester Anderson	6-9	4-8
1940	Roy Mundorff	Walter Haymans	7-8	6-7
1941	Roy Mundorff	Carlton Lewis	8-11	4-9
1942	Roy Mundorff	Carlton Lewis	8-8	4-8
1943	Roy Mundorff	Jake Lance	11-5	7-5
1944	Dwight Keith	Wes Paxson	14-4	3-1
1945	Dwight Keith	Frank Broyles	11-6	9-5
1946	Dwight Keith	Bob Davis	10-11	6-7
1947	Roy McArthur	Herb Bergman	12-11	6-6
1948	Roy McArthur	Unknown	12-16	9-11
1949	Roy McArthur	Jim Nolan	11-13	7-10
1950	Roy McArthur	Unknown	14-13	7-9
1951	Roy McArthur	Mickey Sermersheim	8-19	7-12
1952	Whack Hyder	Teeter Umstead	7-15	5-13
1953	Whack Hyder	Pete Silas	5-17	4-9
1954	Whack Hyder	John Harwell	2-22	0-14
1955	Whack Hyder	Bobby Kimmel	12-13	7-7
1956	Whack Hyder	Bobby Kimmel	12-11	6-8
1957	Whack Hyder	Bobby Kimmel	18-8	9-5
1958	Whack Hyder	Terry Randall, Jim Johnson, Gary Phillips	15-11	7-7
1959	Whack Hyder	Terry Randall	17-9	9-5
1960#	Whack Hyder	Roger Kaiser	22-6	11-3
1961	Whack Hyder	Roger Kaiser	13-13	6-8
1962	Whack Hyder	Josh Powell	10-16	4-10
1963	Whack Hyder	Alan Nass	21-5	10-4
1964	Whack Hyder	R.D. Craddock	17-9	9-5
<b>Tech leaves Southeastern Conference</b>				
1965	Whack Hyder	R.D. Craddock	14-11	
1966	Whack Hyder	Pres Judy	13-13	
1967	Whack Hyder	Pres Judy	17-9	
1968	Whack Hyder	Phil Wagner	12-13	
1969	Whack Hyder	Ted Tomasovich	12-13	
1970%	Whack Hyder	Rich Yunkus	17-10	
1971%	Whack Hyder	Jim Thorne	23-9	
1972	Whack Hyder	Frank Samoylo	6-20	
1973	Whack Hyder	Peanut Murphy	7-18	

## All-Time Record **1,263-1,125 (.529)**

Winning/Losing/ .500 seasons	50/43/4
All-Time SEC Record	212-224 (32 seasons)
SEC Championships	1 (1938)
All-Time Metro Record	9-10 (3 seasons)
All-Time ACC Record (Reg. season)	211-293 (33 seasons)
ACC Regular-Season Championships	2 (1996; 1985-T)
ACC Tournament Championships	3 (1985, 1990, 1993)
NCAA	16 (1960, 1985, 1986, 1987, 1988, 1989, 1990, 1991, 1992, 1993, 1996, 2001, 2004, 2005, 2007, 2010)
NIT	7 (1970, 1971, 1984, 1994, 1998, 1999, 2003)

Year	Coach	Captain(s)	W-L	Conf.
1974	Dwane Morrison	Steve Sonnenberg	5-21	
1975	Dwane Morrison	Steve Sonnenberg, Preston Campbell	11-15	
<b>Tech enters Metro Conference</b>				
1976	Dwane Morrison	Harry Allen, Mike Bottorff	13-14	0-1
1977	Dwane Morrison	Ray Schnitzer	18-10	3-3
1978	Dwane Morrison	Bill Allgood	15-12	6-6
<b>Tech leaves Metro Conference</b>				
1979	Dwane Morrison	Tico Brown, Sammy Drummer, Billy Smith	17-9	
<b>Tech enters Atlantic Coast Conference</b>				
1980	Dwane Morrison	Lenny Horton	8-18	1-13/8th
1981	Dwane Morrison	None	4-23	0-14/8th
1982	Bobby Cremins	Brook Steppe, Stu Lyon	10-16	3-11/8th
1983	Bobby Cremins	George Thomas, Maurice Bradford	13-15	4-10/6th
1984%	Bobby Cremins	Mark Price, John Salley	18-11	6-8/T5th
1985+#	Bobby Cremins	Mark Price, John Salley	27-8	9-5/T1st
1986#	Bobby Cremins	Mark Price, John Salley	27-7	11-3/2nd
1987#	Bobby Cremins	Bruce Dalrymple	16-13	7-7/5th
1988#	Bobby Cremins	Duane Ferrell	22-10	8-6/4th
1989#	Bobby Cremins	Tom Hammonds	20-12	8-6/5th
1990+###	Bobby Cremins	Brian Oliver	28-7	8-6/T3rd
1991#	Bobby Cremins	Brian Domalik, James Munlyn	17-13	6-8/T5th
1992#	Bobby Cremins	Jon Barry, Greg White	23-12	8-8/T4th
1993+#	Bobby Cremins	Ivano Newbill, Malcolm Mackey	19-11	8-8/6th
1994%	Bobby Cremins	Ivano Newbill	16-13	7-9/6th
1995	Bobby Cremins	Travis Best, James Forrest	18-12	8-8/5th
1996+#	Bobby Cremins	Drew Barry, John Kelly	24-12	13-3/1st
1997	Bobby Cremins	Eddie Elisma	9-18	3-13/9th
1998%	Bobby Cremins	Matt Harpring, Michael Maddox	19-14	6-10/6th
1999%	Bobby Cremins	Jon Babul, Jason Floyd	15-16	6-10/T5th
2000	Bobby Cremins	Jason Collier, Jason Floyd, Paul Trotti	13-17	5-11/8th
2001#	Paul Hewitt	Jon Babul, Shaun Fein, Alvin Jones	17-13	8-8/5th
2002	Paul Hewitt	Tony Akins, Michael Isenhour, Winston Neal	15-16	7-9/T5th
2003%	Paul Hewitt	Marvin Lewis	16-15	7-9/5th
2004###	Paul Hewitt	Marvin Lewis	28-10	9-7/T3rd
2005#	Paul Hewitt	Anthony McHenry, Isma'il Muhammad	20-12	8-8/T4th
2006	Paul Hewitt	Theodis Tarver, Mario West	11-17	4-12/11th
2007#	Paul Hewitt	Mario West, Jeremis Smith	20-12	8-8/T6th
2008	Paul Hewitt	Jeremis Smith	15-17	7-9/T7th
2009	Paul Hewitt	D'Andre Bell, Zachery Peacock	12-19	2-14/12th
2010#	Paul Hewitt	D'Andre Bell, Zachery Peacock	23-13	7-9/7th
2011	Paul Hewitt	Moe Miller, Iman Shumpert, Lance Stors	13-18	5-11/T10th
2012	Brian Gregory	Daniel Miller, Mfon Udofia	11-20	4-12/T11th

\*SEC Champions; +ACC Champions

#NCAA (##Final Four); %NIT

























# ALL-TIME SCORES

## WINNING STREAKS

**Overall:** 15 games, 12-2-85 (at St. Louis) through 1-21-86 (Duke). Ended by North Carolina (1-25-86)

**Start of Season:** 12 games, 11-18-03 (Louisiana-Lafayette) through 12-29-03 (VCU). Ended by Georgia (1-3-04)

**Home:** 16 games, 2-23-63 (Georgia) through 2-18-64 (Tennessee). Ended by Auburn (12-1-64).

**Away:** 5 games, 12-2-85 (St. Louis) through 1-18-86 (Clemson); 12-3-62 (Furman) through 1-12-63 (Mississippi); 2-7-59 (Tulane) through 12-10-59 (South Carolina); 2-23-70 (Tulane) through 1-9-71 (Tulane).

**ACC:** 9 games, 2-27-85 (North Carolina) through 1-21-86 (Duke). Ended by North Carolina (1-25-86).

**ACC Home:** 9 games, 3-2-95 (Florida State) through 3-3-96 (Clemson). Includes the Omni which was Tech's homecourt early in 1996 while AMC was being renovated

**ACC at Alexander Memorial Coliseum:** 8 games, 2-6-85 (Duke) through 3-2-86 (Clemson); 2-19-94 (Wake Forest) through 2-4-95 (Maryland).

**ACC Away:** 3 games, 1-23-85 (Clemson) through 2-2-85 (Maryland); 2-10-96 (North Carolina) through 2-28-96 (Florida State); 2-19-04 (Maryland) through 3-3-04 (Duke); 1-23-08 (NC State) through 2-6-08 (Wake Forest)

## RECORD BY DECADE

Period	*Yrs	Games	Won	Lost	Pct.
1900-09	2	10	3	7	.300
1910-19	2	16	8	8	.500
1920-29	10	186	92	94	.495
1930-39	10	175	96	79	.549
1940-49	10	197	104	93	.528
1950-59	10	248	110	138	.444
1960-69	10	259	151	108	.583
1970-79	10	270	132	138	.489
1980-89	10	298	165	133	.554
1990-99	10	316	188	128	.595
2000-09	10	315	167	148	.530
2010-present	3	98	47	51	.480
<b>All-time</b>	<b>97</b>	<b>2,388</b>	<b>1,263</b>	<b>1,125</b>	<b>.528</b>

\*Actual number of seasons played during decade.

## TECH'S MOST FREQUENT NON-ACC FOES

(20 or more meetings)

Alabama*	28-40
Auburn*	61-53
Florida*	26-20
Georgia*	102-86
Kentucky*	15-56
Louisville	13-15
Mercer	28-17
Mississippi State*	16-13
South Carolina	24-18
Tennessee*	27-42
Tulane*	35-33
Vanderbilt*	33-38

\*denotes SEC member while Tech was also a member (1932-64)

F16	h	W	62-53	Chattanooga	11-14
F20	a	L	57-79	Duke	5/5... 11-15
F23	h	L	56-62	Virginia	11-16
F26	a	L	74-79	NC State	11-17
M3	a	W	80-54	Wake Forest	12-17
M6	h	W	66-57	Miami	13-17
M10	n3	L	43-59	Virginia Tech	13-18

h1 - Legends Classic; n1 - Legends Classic, Boardwalk Hall, Atlantic City, N.J.; n2 - Battle at Atlantis, Paradise Island, Bahamas; n3 - ACC Tournament, Greensboro Coliseum, Greensboro, N.C.

## BRIAN GREGORY

Oakland '90

Record: 11-20 (.355)

2011-12 (1 season)



## 2011-12 (11-20, ACC 4-12/T-11th)

Home: 7-8, Away: 3-9, Neutral: 1-3

Date	Site	Result	Opponent	TR	OR	Rec
N11	h1	W	92-59	Florida A&M		1-0
N14	h1	W	70-52	Delaware State		2-0
N17	n1	L	53-66	St. Joseph's		2-1
N18	n1	W	73-60	VCU		3-1
N20	n1	L	50-59	LSU		3-2
N23	h1	W	72-44	Siena		4-2
N29	h2	L	60-76	Northwestern		4-3
D3	a	L	52-57	Tulane		4-4
D7	a	W	68-56	Georgia		5-4
D10	a	W	65-45	Savannah State		6-4
D19	h1	W	65-54	Alabama A&M		7-4
D22	h1	L	59-65	Mercer		7-5
D29	a	L	66-72	Fordham		7-6
J3	h2	L	48-73	Alabama		7-7
J7	h2	L	74-81	Duke	5/3	7-8
J11	a	W	82-71	NC State		8-8
J15	a	L	50-61	Maryland		8-9
J19	h2	L	38-70	Virginia	15/17	8-10
J21	a	L	62-64	Clemson		8-11
J24	h2	L	49-64	Miami		8-12
J29	a	L	81-93	North Carolina	7/8	8-13
F1	a	L	54-68	Florida State	21/24	8-14
F4	h2	W	51-47	Boston College		9-14
F9	h2	L	52-61	NC State		9-15
F15	a	L	50-59	Wake Forest		9-16
F18	a	L	73-74	Virginia Tech (ot)		9-17
F21	h2	L	37-56	Clemson		9-18
F25	h2	W	63-61	Maryland		10-18
F29	a	L	52-56	Boston College		10-19
M3	h2	W	69-62	Wake Forest		11-19
M8	n2	L	36-54	Miami		11-20

h1 - Arena at Gwinnett; h2 - Phillips Arena; n1 - TD Arena, Charleston, S.C. (Charleston Classic); n2 - ACC Tournament, Phillips Arena, Atlanta, Ga.

## GEORGIA TECH BEGINS PLAYING HOME GAMES AT MCCAMISH PAVILION

## Tech at Off-Campus Atlanta Venues

### Philips Arena

12-1-99	Michigan <sup>2</sup>	L, 77-80
12-11-99	Stanford <sup>1</sup> (ot)	L, 61-64 (ot)
12-9-00	Kentucky <sup>1</sup>	W, 86-84
12-16-01	Syracuse <sup>1</sup>	W, 96-80
12-15-02	Tennessee <sup>1</sup>	L, 69-70
12-13-03	Saint Louis <sup>1</sup>	W, 75-62
12-11-04	Air Force <sup>1</sup>	W, 64-42
11-29-11	Northwestern	L, 60-76
1-3-12	Alabama	L, 48-73
1-7-12	Duke	L, 74-81
1-19-12	Virginia	L, 38-70
1-24-12	Miami	L, 49-64
2-4-12	Boston College	W, 51-47
2-9-12	NC State	L, 52-61
2-21-12	Clemson	L, 37-56
2-25-12	Maryland	W, 63-61
3-3-12	Boston College	W, 69-62
3-8-12	Miami <sup>4</sup>	L, 36-54

### Arena at Gwinnett Center

11-11-11	Florida A&M	W, 92-59
11-14-11	Delaware State	W, 70-52
11-23-11	Siena	W, 72-44
12-19-11	Alabama A&M	W, 65-54
12-22-11	Mercer	L, 59-66

### Georgia Dome

12-19-92	Louisville <sup>1</sup>	W, 87-85
12-18-93	Vanderbilt <sup>1</sup>	W, 86-77
12-17-94	Louisville <sup>1</sup>	L, 72-77
11-15-95	Manhattan <sup>3</sup>	W, 87-67
11-17-95	Oklahoma <sup>3</sup>	W, 83-72
12-16-95	Louisville <sup>1</sup>	W, 88-77
12-21-96	Kentucky <sup>1</sup>	L, 59-88
12-20-97	Louisville <sup>1</sup>	W, 94-86
12-13-98	Kentucky <sup>1</sup>	L, 39-80
3-9-01	Virginia <sup>4</sup>	W, 74-69
3-10-01	North Carolina <sup>4</sup>	L, 63-70
2-11-07	Connecticut	W, 65-52
3-12-09	Clemson <sup>4</sup>	W, 86-81
3-13-09	Florida State <sup>4</sup>	L, 62-64

<sup>1</sup>Chick-fil-A Classic for Kids

<sup>2</sup>ACC-Big Ten Challenge

<sup>3</sup>Pre-Season NIT

<sup>4</sup>ACC Tournament

### Tech at Non-BCS Venues Since 2000

Date	Opponent	Conference	Result
12/29/11	Fordham	A-10	L, 66-72
12/10/11	Savannah State	MEAC	W, 65-45
12/3/11	Tulane	C-USA	L, 52-57
12/22/10	Siena	MAAC	L, 57-62
11/15/10	Kennesaw State	A-Sun	L, 63-80
1/2/10	Charlotte	A-10	W, 76-67
12/14/09	Chattanooga	SoCon	W, 95-64
11/22/08	Mercer	A-Sun	W, 82-76 (ot)
11/11/07	Tennessee State	OVG	W, 99-85
1/10/06	Centenary	Summit	W, 85-69
12/28/05	Air Force	Mt. West	L, 46-54
11/22/04	Illinois-Chicago	Horizon	W, 60-59
11/23/03	Cornell	Ivy	W, 90-69
1/2/03	Tulane	C-USA	L, 66-80
2/16/02	Saint Louis	C-USA	W, 60-40

# WINS OVER No. 1

## GEORGIA TECH VS. No. 1 (8-34)

Date	Opponent	Opp	GT	Result
2-19-49	Kentucky	1-na	nr	aL, 32-78
2-9-51	Kentucky	1-1	nr	aL, 42-75
3-2-51	Kentucky (SEC)	1-1	nr	nL, 56-82
2-9-52	Kentucky	1-1	nr	aL, 42-93
2-28-52	Kentucky (SEC)	1-1	nr	nL, 59-80
1-9-54	Kentucky	1-1	nr	aL, 53-105
2-2-54	Kentucky	1-1	nr	aL, 48-99
1-8-55	Kentucky	1-1	nr	aW, 59-58
1-31-55	Kentucky	1-1	nr	hW, 65-59
1-3-59	Kentucky	1-1	nr	aL, 62-72
1-26-59	Kentucky	1-1	nr	hL, 70-94
1-4-64	Kentucky	1-1	nr	hW, 67-76
12-29-66	UCLA	1-1	nr	aL, 72-91
1-7-80	Duke	1-1	nr	aL, 42-55
2-16-81	Virginia	1-1	nr	aL, 42-83
1-23-82	North Carolina	1-1	nr	hL, 54-66
2-15-82	Virginia	1-1	nr	hL, 52-56
3-4-82	North Carolina (ACC)	1-1	nr	nL, 39-55
1-28-84	North Carolina	1-1	nr	aL, 61-73
2-29-84	North Carolina	1-1	nr	hL, 56-69
3-23-85	Georgetown (NCAA)	1-1	6-6	nL, 54-60
1-25-86	North Carolina	1-1	4-3	aL, 77-85
2-4-86	North Carolina (ot)	1-1	2-2	hL, 77-78
3-9-86	Duke (ACC)	1-1	6-6	nL, 67-68
1-24-87	North Carolina	2-1	nr	aL, 55-92
1-11-92	Duke	1-1	14-15	aL, 84-97
2-12-92	Duke	1-1	nr-24	hL, 62-71
3-14-92	Duke (ACC)	1-1	nr	nL, 76-89
1-10-93	Duke	1-1	10-11	hW, 80-79
3-14-93	North Carolina (ACC)	1-1	nr	nW, 77-75
1-12-94	North Carolina	1-1	17-18	hW, 89-69
2-12-94	North Carolina	1-1	nr	aW, 96-89
2-12-95	North Carolina	1-1	18-15	hL, 81-85
1-8-98	North Carolina	1-1	nr	aL, 75-96
2-1-98	Duke	1-1	nr	aL, 69-90
2-25-98	Duke	1-1	nr	hL, 53-76
1-10-02	Duke	2-1	nr	aL, 79-104
2-9-02	Duke	1-1	nr	hL, 63-95
11-26-03	Connecticut	1-1	nr	nW, 77-61
1-31-04	Duke	1-1	nr	hL, 74-82
2-22-06	Duke	1-1	nr	hL, 66-73
1-16-08	North Carolina	1-1	nr	hL, 82-83

AP-UPI through 1990-91, AP-USA Today beginning in 1991-92.

NOTE: Georgia Tech ranks fourth all-time in wins vs. AP No. 1-ranked teams behind UNC (12), UCLA (10) and Maryland (9). Duke also has eight.



### Tech 59, Kentucky 58 - Jan. 8, 1955

Joe Helms' jump shot with 11 seconds to play gave Georgia Tech a stunning 59-58 upset over No. 1-ranked Kentucky at Memorial Coliseum, ending the Wildcats' 129-game home winning streak. Kentucky had not lost a Southeastern Conference game in 16 years and were riding a 32-game winning streak, but trailed 26-23 at the half and 38-30 in the second half. Still, the Wildcats led by three with 1:14 left. After Kentucky missed a pair of free throws, Tech's Bobby Kimmel was fouled on the rebound and hit two free throws to pull the Jackets within one. With Kentucky's Bill Evans trying to run out the clock, Kimmel tied him up and Helms snatched the ball and then let fly with the winning shot.

### Tech 65, Kentucky 59 - Jan. 31, 1955

Just 23 days after stunning No. 1 Kentucky on its homecourt, Georgia Tech again downed the mighty Wildcats, 65-59, at Heisman Gym. Tech's backcourt of Bobby Kimmel and Joe Helms combined for 44 points, and the Yellow Jackets connected on 25 free throws to just five for the Wildcats. Tech never trailed in the game, jumping to a 15-8 lead in the early going. Kentucky pulled within 18-16 but could get no closer as the Jackets took a 32-24 lead into the intermission. In the second half, Tech went ahead by as many as 14 points, leading 58-44 with six minutes to play.

### Tech 76, Kentucky 67 - Jan. 4, 1964

Kentucky native R.D. Craddock scored 25 points as Georgia Tech shocked the top-ranked Wildcats, 76-67, at Alexander Memorial Coliseum. Charlie Spooner added 16 points and Mick Stenftenagel 15 for the Jackets as Tech head coach Whack Hyder recorded his ninth victory over Adolph Rupp's Wildcats, including three wins over No. 1-ranked Kentucky teams. Craddock, who was 5-for-8 from the field and 15-for-17 from the foul line, scored 19 points in the second half as Tech rallied from a 32-30 halftime deficit to lead by as many as 13 points. Leading 48-43, Tech scored seven straight points on field goals by Craddock and Jim Caldwell and three free throws by Bill Edison, to go up 55-43 with 10:35 to play and then held off the Wildcats with free throw shooting, hitting 17 in a row in one stretch.

### Tech 80, Duke 79 - Jan. 10, 1993

Freshman Drew Barry came off the bench to record 11 points, five assists and four steals, as No. 10 Georgia Tech knocked off No. 1-ranked Duke, 80-79, at Alexander Memorial Coliseum, ending a 23-game winning streak for the defending national champions. Barry and freshman Martice Moore combined for 15 of Tech's 19 points during a second half stretch in which the Jackets took a 76-74 lead with 1:04 to go. Tech began the game with a 12-0 run and led by as many as 14 in the first half before Duke pulled within 44-37 at the

half. The Blue Devils led 60-59 when Moore's three-pointer put Tech ahead 62-60 with 8:47 left. Duke tied the score three times after that but never led.

### Tech 77, North Carolina 75 - Mar. 14, 1993

James Forrest had 27 points and 10 rebounds to lead Georgia Tech to a 77-75 victory over top-ranked North Carolina in the championship game of the ACC Tournament at the Charlotte (N.C.) Coliseum. The Tar Heels led by one point midway through the second half when Forrest ignited an 11-0 run that put Tech up 66-58 with six minutes to play. Forrest hit 11 of 19 field goals against the Heels as he averaged 26.7 points and shot 69 percent for the tournament.

### Tech 89, North Carolina 69 - Jan. 12, 1994

Travis Best had 27 points, nine assists and only one turnover and James Forrest added 22 points as Georgia Tech downed its third straight No. 1-ranked team with an 89-69 upset over North Carolina at Alexander Memorial Coliseum. After leading by as many as 13 in the first half, Tech held a 38-35 advantage at the intermission. The score was tied at 44-44 with 16 minutes to play when Fred Vinson came off the bench to hit three three-pointers and another long jumper, helping Tech build a 66-56 lead with 8:03 remaining.

### Tech 96, North Carolina 89 - Feb. 12, 1994

Fred Vinson scored a career-high 26 points, 24 of them on eight three-pointers, and James Forrest added 25 points and 17 rebounds as Georgia Tech knocked off a No. 1 ranked team for the fourth straight time with a 96-89 win at North Carolina. Tech hit a school-record 15 three-pointers in defeating a top-ranked Tar Heel team for the third time in less than a year. Tech trailed by 15 points in the first half and stayed close only by nailing nine treys, five by Vinson. Trailing 48-41, Tech opened the second half with three straight threes. Travis Best gave Tech the lead for good, 85-84, with 1:54 left when he drained a 15-footer as the shot clock expired, and the Jackets hit nine of 10 free throws in the final minute to seal the win.

### Tech 77, Connecticut 61 - Nov. 26, 2003

In the semifinals of the Preseason NIT in Madison Square Garden, Georgia Tech made the most of its pressure defense to create turnovers and fast-break opportunities to create the runaway victory. B.J. Elder and Isma'il Muhammad led the way with 22 points each, while the Yellow Jackets held the Huskies' All-Americans, guard Ben Gordon and center Emeka Okafor, to 22 total points between them. UConn managed to shoot just 37.9 percent from the floor, made just 1 of 10 three-point attempts and 10 of 30 free throw tries. Tech finished the first half with a 7-2 run for a 42-35 lead, then extended the advantage to as many as 19 in the second half while holding the Huskies to just 26 points after intermission.

AT LEFT, BOBBY CREMINS EXHORTS THE ALEXANDER MEMORIAL COLISEUM CROWD DURING THE CLOSING MOMENTS OF TECH'S 80-79 UPSET OF THE No. 1-RANKED BLUE DEVILS IN 1993.





# TECH VS. THE CONFERENCES

## America East

Albany (N.Y.).....	1-0
Binghamton.....	0-0
Boston University.....	3-1
Hartford.....	0-0
Maine.....	1-0
Maryland-Baltimore Co.....	0-0
New Hampshire.....	0-0
Stony Brook.....	0-0
Vermont.....	0-0
Total.....	5-1

## Atlantic Coast

Boston College.....	9-6
Clemson.....	59-61
Duke.....	23-65
Florida State.....	27-36
Maryland.....	35-39
Miami.....	6-9
North Carolina.....	24-61
NC State.....	37-52
Virginia.....	38-34
Virginia Tech.....	4-13
Wake Forest.....	36-37
Total.....	298-413

## Atlantic Sun

East Tennessee State.....	3-1
Florida Gulf Coast.....	0-0
Jacksonville.....	5-5
Kennesaw State.....	2-1
Lipscomb.....	0-0
Mercer.....	28-17
North Florida.....	0-0
USC Upstate.....	0-0
Stetson.....	1-1
Total 39-25	

## Atlantic 10

Butler.....	0-0
Charlotte.....	6-1
Dayton.....	0-2
Duquesne.....	1-0
Fordham.....	2-1
George Washington.....	3-0
LaSalle.....	1-1
Massachusetts.....	0-1
Rhode Island.....	0-0
Richmond.....	5-4
St. Bonaventure.....	3-1
Saint Joseph's.....	0-2
Saint Louis.....	7-3
Temple.....	2-3
VCU.....	2-0
Xavier.....	0-2
Total.....	32-21

## Big East

Cincinnati.....	3-8
Connecticut.....	2-2
DePaul.....	2-2
Georgetown.....	2-4
Louisville.....	13-15
Marquette.....	3-3
Notre Dame.....	6-2
Pittsburgh.....	5-0
Providence.....	0-0
Rutgers.....	2-2
St. John's.....	4-4
Seton Hall.....	2-1
South Florida.....	0-0
Syracuse.....	2-1
Villanova.....	3-0
Total.....	49-44

## Big Sky

Eastern Washington.....	0-0
Idaho State.....	3-1
Montana.....	0-0
Montana State.....	0-0
North Dakota.....	0-0
Northern Arizona.....	0-0
Northern Colorado.....	0-0
Portland State.....	0-0
Sacramento State.....	0-0
Southern Utah.....	0-0
Weber State.....	0-0
Total.....	3-1

## Big South

Campbell.....	2-0
Charleston Southern.....	6-1
Coastal Carolina.....	4-0
Gardner-Webb.....	1-0
High Point.....	0-0
Liberty.....	0-0
Longwood.....	0-0
UNC Asheville.....	2-0
Presbyterian.....	7-0
Radford.....	1-0
VMI.....	6-2
Winthrop.....	1-1
Total.....	30-4

## Big Ten

Illinois.....	1-6
Indiana.....	0-2
Iowa.....	1-1
Iowa State.....	4-3
Michigan.....	2-2
Michigan State.....	2-2
Minnesota.....	1-2
Nebraska.....	1-0
Northwestern.....	0-2
Ohio State.....	3-11
Penn State.....	1-2
Purdue.....	2-1
Wisconsin.....	1-1
Total.....	17-33

## Big 12

Baylor.....	3-1
Iowa State.....	1-0
Kansas.....	1-5
Kansas State.....	0-0
Oklahoma.....	2-2
Oklahoma State.....	2-2
Texas.....	2-2
TCU.....	2-0
Texas Tech.....	3-3
West Virginia.....	2-1
Total.....	18-16

## Big West

UC-Davis.....	0-0
UC-Irvine.....	0-0
UC-Riverside.....	0-0
Richmond.....	5-4
UC-Santa Barbara.....	0-0
Cal Poly.....	0-0
Cal State-Fullerton.....	0-0
Cal State-Northridge.....	0-0
Hawaii.....	2-2
Long Beach State.....	0-0
Pacific.....	0-0
Total.....	2-2

## Colonial

Delaware.....	0-0
Drexel.....	0-0
George Mason.....	1-0
Georgia State.....	17-2
Hofstra.....	2-1
James Madison.....	2-0
UNC Wilmington.....	3-0
Northeastern.....	0-0
Old Dominion.....	2-0
Towson.....	0-0
William & Mary.....	6-1
Total.....	33-4

## Conference USA

UAB.....	0-0
UCF.....	0-0
East Carolina.....	3-1
Houston.....	2-0
Marshall.....	0-0
Memphis.....	4-3
Rice.....	9-5
SMU.....	8-6
Southern Mississippi.....	2-2
UTEP.....	0-2
Tulane.....	35-33
Tulsa.....	0-0
Total.....	63-52

## Great West

Chicago State.....	0-0
Houston Baptist.....	0-0
NJIT.....	0-0
Texas-Pan American.....	0-1
Utah Valley.....	0-0
Total.....	0-1

## Horizon League

Cleveland State.....	0-0
Detroit.....	1-1
Illinois-Chicago.....	1-2
Loyola (Ill.).....	0-1
Valparaiso.....	0-0
Wisconsin-Green Bay.....	0-0
Wisconsin-Milwaukee.....	0-0
Wright State.....	0-0
Youngstown State.....	1-0
Total.....	3-4

## Ivy League

Brown.....	1-0
Columbia.....	1-0
Cornell.....	3-0
Dartmouth.....	0-0
Harvard.....	1-0
Pennsylvania.....	2-4
Princeton.....	0-0
Yale.....	0-2
Total.....	8-6

## Metro Atlantic

Canisius.....	1-1
Fairfield.....	0-0
Iona.....	2-1
Loyola (Md.).....	0-0
Manhattan.....	1-1
Marist.....	4-0
Niagara.....	1-0
Rider.....	0-2
St. Peter's.....	0-0
Siena.....	2-1
Total.....	11-6

## Mid-American

Akron.....	0-0
Ball State.....	0-0
Bowling Green.....	0-1
Buffalo.....	0-0
Central Michigan.....	1-0
Eastern Michigan.....	0-0
Kent State.....	0-0
Miami (Ohio).....	0-0
Northern Illinois.....	0-0
Ohio.....	1-0
Toledo.....	0-0
Western Michigan.....	0-0
Total.....	2-1

## Midwestern Athletic

Bethune-Cookman.....	1-0
Coppin State.....	0-0
Delaware State.....	2-0
Florida A&M.....	6-0
Hampton.....	0-0
Howard.....	3-0
Maryland-Eastern Shore.....	2-0
Morgan State.....	3-0
Norfolk State.....	0-0
North Carolina A&T.....	6-0
North Carolina Central.....	0-0
Savannah State.....	2-0
South Carolina State.....	2-0
Total.....	27-0

## Missouri Valley

Bradley.....	0-3
Creighton.....	0-0
Drake.....	0-0
Evansville.....	0-1
Illinois State.....	0-0
Indiana State.....	0-0
Missouri State.....	0-0
Northern Iowa.....	1-0
Southern Illinois.....	1-1
Wichita State.....	0-0
Total.....	2-5

## Mountain West

Air Force.....	5-2
Boise State.....	0-0
Colorado State.....	1-0
Fresno State.....	0-0
Nevada.....	1-0
UNLV.....	0-2
New Mexico.....	0-0
San Diego State.....	0-0
Wyoming.....	1-0
Total.....	8-4

## Northeast

Bryant.....	0-0
Central Connecticut State.....	0-0
Fairleigh-Dickinson.....	0-0
Long Island.....	0-1
Monmouth.....	1-0
Mount St. Mary's.....	2-1
Quinnipiac.....	0-0
Robert Morris.....	0-0
Sacred Heart.....	0-0
St. Francis (N.Y.).....	1-0
St. Francis (Pa.).....	2-0
Wagner.....	0-0
Total.....	6-2

## Ohio Valley

Austin Peay.....	1-0
Belmont.....	0-0
Eastern Illinois.....	1-0
Eastern Kentucky.....	0-0
Jacksonville State.....	0-0
Morehead State.....	2-0
Murray State.....	1-1
S.E. Missouri State.....	0-0
SIU-Edwardsville.....	0-0
Tennessee-Martin.....	0-0
Tennessee State.....	4-0
Tennessee Tech.....	3-0
Totals.....	12-11

## Pac-12

Arizona.....	1-0
Arizona State.....	0-1
California.....	0-2
Colorado.....	0-0
Oregon.....	1-1
Oregon State.....	0-0
Southern California.....	2-1
Stanford.....	1-2
UCLA.....	1-3
Utah.....	0-0
Washington.....	2-1
Washington State.....	0-0
Total.....	8-11

## Patriot League

American.....	0-0
Army.....	1-0
Bucknell.....	0-0
Colgate.....	0-0
Holy Cross.....	0-0
Lafayette.....	3-0
Lehigh.....	0-0
Navy.....	2-2
Washington.....	2-2
Total.....	6-2

## Southeastern

Alabama.....	28-41
Arkansas.....	3-1
Auburn.....	61-53
Florida.....	27-20
Georgia.....	102-86
Kentucky.....	15-56
Louisiana State.....	14-21
Mississippi.....	11-8
Mississippi State.....	16-13
Missouri.....	1-0
South Carolina.....	24-18
Tennessee.....	27-42
Texas A&M.....	2-0
Vanderbilt.....	33-38
Total.....	364-397

## Southern

Appalachian State.....	4-0
Chattanooga.....	15-2
College of Charleston.....	5-1
Davidson.....	9-3
Elon.....	3-0
Furman.....	23-6
Georgia Southern.....	3-2
UNC Greensboro.....	2-1
Samford.....	4-0
The Citadel.....	5-0
Western Carolina.....	6-1
Wofford.....	12-2
Total.....	91-18

## Southland

Central Arkansas.....	0-0
Lamar.....	0-0
McNeese State.....	0-0
Nicholls State.....	0-0
Northwestern State.....	0-0
Oral Roberts.....	0-0
Sam Houston State.....	0-0
Southeastern Louisiana.....	0-0
Stephen F. Austin.....	0-0
Texas A&M-Corpus Christi.....	0-0
Total.....	0-0

## Southwestern Athletic

Alabama A&M.....	4-0
Alabama State.....	1-0
Alcorn State.....	2-0
Arkansas-Pine Bluff.....	3-0
Grambling State.....	1-0
Jackson State.....	2-0
Mississippi Valley State.....	0-0
Prairie View A&M.....	0-0
Southern.....	0-1
Texas Southern.....	0-0
Total.....	13-1

## Summit League

IPFW.....	0-0
IUPUI.....	0-1
Missouri-Kansas City.....	0-0
North Dakota State.....	0-0
Oakland.....	0-0
South Dakota.....	0-0
South Dakota State.....	0-0
Western Illinois.....	0-0
Total.....	0-1

## Sun Belt

Arkansas-Little Rock.....	1-0
Arkansas State.....	0-0
Florida Atlantic.....	0-0
Florida International.....	0-0
Louisiana-Lafayette.....	1-0
Louisiana-Monroe.....	0-0
Middle Tennessee State.....	0-0
North Texas.....	1-0
South Alabama.....	0-0
Troy.....	4-2
Western Kentucky.....	0-0
Total.....	7-2

## West Coast

Brigham Young.....	1-0
Gonzaga.....	0-1
Loyola Marymount.....	1-0
Pepperdine.....	2-0
Portland.....	0-0
St. Mary's.....	0-0
San Diego.....	0-0
San Francisco.....	0-1
Santa Clara.....	0-1
Total.....	4-2

## Western Athletic

Denver.....	0-0
Idaho.....	0-0
Louisiana Tech.....	0-0
New Mexico State.....	0-0
San Jose State.....	0-0
Seattle.....	0-0
Texas-Arlington.....	0-0
Texas-San Antonio.....	0-0
Utah State.....	0-0
Utah.....	0-1
Total.....	0-1

## Independents

Cal State-Bakersfield.....	0-0
New Orleans.....	1-0

## Former Division I Teams

Birmingham Southern.....	2-0
Centenary.....	3-0
Winston-Salem State.....	3-0

Record totals indicate cumulative record against the current membership of the conference.

# SERIES HISTORY VS. ALL OPPONENTS

## Key to Home Courts

h - Alexander Memorial Coliseum (1956-2011)  
h1 - Peachtree Auditorium (1905-06)  
h2 - Cable Piano Company Hall (1908-09)  
h3 - Crystal Palace (1912-13 through 1913-14)  
h4 - City Auditorium (1919-20 through 1934-35)  
h5 - Atlanta Athletic Club (1919-20)  
h6 - Luckie Street YMCA (1919-20)  
h7 - Temporary Gym (1924-25 through 1930-31)  
h8 - Naval Armory (1935-36 through 1936-37)  
h9 - Heisman Gym (1938-39 through 1955-56)  
h10 - The Omni (1995-96)  
h11 - Georgia Dome (1995-96)  
h12 - Philips Arena (2011-12)  
h13 - Arena at Gwinnett, Duluth, Ga. (2011-12)

Note: Tech national rank and that of its opponent (if applicable) appear in the columns between the date and the site.

## Agoga Class (0-1)

**Home: 0-1, Away: 0-0, Neutral: 0-0**  
2-8-22 (ot).....h5 L 25- 26

## Air Force (5-2)

**Home: 4-0, Away: 1-2, Neutral: 0-0**  
1-2-63.....nr/13.....h W 61- 48  
2-10-69.....h W 88- 67  
1-31-70.....a W 51- 48  
2-6-71.....h W 83- 53  
2-5-72.....L 53- 75  
12-11-04.....3/3.....\*h12 W 64- 42  
12-28-05.....a2 L 46- 54  
\*h12-Chick-fil-A Peach Bowl Classic (Philips Arena, Atlanta, Ga.); a2-World Arena, Colorado Springs, Colo.

## Akridese-Haarlem (1-0)

**Home: 1-0, Away: 0-0, Neutral: 0-0**  
11-24-92 (exh).....h W 115- 80

## Alabama (28-41)

**Home: 15-15, Away: 5-23, Neutral: 8-3**  
2-26-21.....n1 W 30- 22  
1-14-22.....a L 20- 49  
2-4-22.....h4 W 36- 29  
2-27-22.....n1 W 33- 25  
2-9-23.....h4 W 39- 24  
2-17-23.....a L 27- 28  
1-26-24.....h4 L 28- 33  
2-15-24.....a L 24- 31  
2-26-26.....n1 W 30- 27  
2-4-27.....h7 W 50- 15  
2-15-28.....a L 21- 30  
2-9-29.....h7 W 37- 21  
2-12-30.....a L 28- 36  
2-20-31.....h7 W 23- 19  
2-3-32.....h4 L 19- 34  
2-1-33.....h4 L 19- 26  
2-3-34.....a L 16- 63  
2-29-36.....n2 L 34- 43  
1-26-38.....h8 W 36- 24  
2-15-39.....a L 25- 39  
1-31-40.....h9 L 34- 52  
2-12-41.....a L 32- 46  
2-27-41.....n3 L 33- 39  
1-15-42.....h9 L 25- 31  
2-26-42.....n3 L 32- 37  
1-23-43.....a L 25- 33  
1-13-45.....a L 26- 31  
2-14-45.....h9 W 53- 45  
1-8-46.....h9 L 37- 44  
1-19-46.....a W 36- 30  
1-12-47.....h9 L 38- 42  
2-1-47.....a L 46- 64  
2-29-47.....n3 W 43- 40  
1-31-48.....h9 L 31- 44  
3-4-48.....n3 W 46- 34  
1-14-49.....h9 W 51- 38  
1-14-50.....a L 39- 73  
2-17-51.....h9 L 49- 59  
1-12-52.....a L 60- 66  
12-19-52.....a1 L 57- 60  
1-12-53.....h9 W 69- 67  
2-6-54.....a L 61- 82  
2-5-55.....13/nr.....h9 L 72- 76  
2-4-56.....12/17.....a L 60- 93  
2-2-57.....h W 92- 67  
12-5-57.....h W 73- 62  
2-1-58 (2ot).....a L 72- 74  
12-30-58.....a W 89- 76  
1-31-59.....h W 66- 53  
12-8-59.....na/15.....h W 69- 53  
1-30-60.....6/6.....a W 60- 48  
2-4-61.....h W 57- 49  
2-3-62.....a L 70- 76  
12-17-62.....a W 58- 55  
2-2-63.....6/6.....h W 74- 58

2-1-64.....a W 93- 81  
1-8-72.....h L 85- 90  
1-25-72.....a L 68- 99  
12-11-72.....a L 73- 89  
1-22-73.....11/16.....h L 83- 89  
11-30-73.....18/na.....h L 64- 88  
1-23-74.....9/10.....a L 74- 79  
12-9-74.....11/na.....a L 76- 91  
1-22-75.....6/6.....h L 80- 97  
12-21-79.....n4 W 83- 59  
12-29-83.....n5 W 57- 54  
11-27-97.....n6 W 62- 60  
1-3-09.....a L 77- 88  
1-3-12.....h12 L 48- 73  
a1-Birmingham, Ala.; n1-City Auditorium, Atlanta, Ga.; n2-Knoxville, Tenn.; n3-Louisville, Ky.; n4-Roanoke Times & World News Classic (Roanoke, Va., Civic Center); n5-Cotton States Classic (The Omni, Atlanta, Ga.); n6-Puerto Rico Shootout (Eugenio Guerra Sports Complex, Bayamon, P.R.)

## Alabama A&M (4-0)

**Home: 4-0, Away: 0-0, Neutral: 0-0**  
12-15-82.....h W 90- 85  
11-28-83.....h W 95- 75  
12-17-03.....5/6.....h W 74- 41  
12-19-11.....h13 W 65- 54

## Alabama State (1-0)

**Home: 1-0, Away: 0-0, Neutral: 0-0**  
11-19-04.....3/4.....h W 74- 37

## Albany (1-0)

**Home: 1-0, Away: 0-0, Neutral: 0-0**  
11-17-10.....h W 78- 51

## Albany YMCA (0-2)

**Home: 0-0, Away: 0-2, Neutral: 0-0**  
1-1-24.....a L 28- 39  
12-29-27.....a L 23- 32

## Alcorn State (2-0)

**Home: 2-0, Away: 0-0, Neutral: 0-0**  
11-20-87.....\*h W 114- 71  
1-18-89.....nr/20.....h W 88- 63  
\*h-Preseason NIT first round

## Appalachian State (4-0)

**Home: 3-0, Away: 1-0, Neutral: 0-0**  
2-21-83.....h W 83- 72  
1-4-84.....h W 78- 61  
12-2-95.....20/20.....a W 89- 65  
12-5-98 (ot).....h W 74- 72

## Arizona (1-0)

**Home: 0-0, Away: 0-0, Neutral: 1-0**  
2-17-91.....6/6.....n1 W 62- 56  
n1-Brendan Byrne Arena, East Rutherford, N.J.

## Arizona State (0-1)

**Home: 0-0, Away: 0-0, Neutral: 0-1**  
12-20-75.....19/18.....n1 L 70- 85  
n1-Kentucky Invitational (Memorial Coliseum, Lexington, Ky.)

## Arkansas (3-1)

**Home: 2-0, Away: 0-0, Neutral: 1-1**  
12-30-61.....n1 L 42- 72  
1-29-65.....h W 93- 83  
1-28-66.....h W 88- 75  
12-26-84.....10/13.....n2 W 72- 52  
n1-Poinsettia Tournament (Greenville, S.C.); n2-Rainbow Classic (Blaisdell Center, Honolulu, Hawaii)

## Arkansas-Little Rock (1-0)

**Home: 1-0, Away: 0-0, Neutral: 0-0**  
11-26-04.....3/3.....h W 79- 54

## Arkansas-Pine Bluff (3-0)

**Home: 3-0, Away: 0-0, Neutral: 0-0**  
11-23-02.....h W 113- 75  
11-25-08.....h W 74- 47  
12-16-09.....22/15.....h W 65- 53

## Army (1-0)

**Home: 1-0, Away: 0-0, Neutral: 0-0**  
2-17-68.....h W 60- 55

## Arundel Boat Club (1-0)

**Home: 0-0, Away: 1-0, Neutral: 0-0**  
12-29-30.....a W 49- 45

## Athletes In Action (4-2)

**Home: 4-2, Away: 0-0, Neutral: 0-0**  
3-2-72 (exh).....h W 88- 87  
11-14-91 (exh).....h W 76- 74  
11-17-92 (exh).....h W 111- 102  
11-17-97 (exh).....h W 86- 76  
11-2-98 (exh).....h L 73- 84  
11-2-99 (exh).....h L 66- 82

## Atlanta Athletic Club (2-12)

**Home: 1-6, Away: 1-6, Neutral: 0-0**  
1-28-09.....a L 12- 18  
3-6-20.....a L 21- 44  
1-5-23.....h4 L 23- 40  
1-4-24.....h4 L 23- 51  
1-9-25.....h7 L 22- 23  
1-5-27.....a L 28- 34  
2-5-27.....h7 W 41- 23  
1-4-28.....a L 26- 36  
2-8-28.....h7 L 29- 33  
1-23-29.....a L 26- 43  
2-20-29.....h7 L 26- 37  
2-4-30.....a W 31- 29  
2-25-30.....h7 L 22- 37  
1-10-31.....a L 27- 40

## Atlanta Naval Air Station (3-0)

**Home: 2-0, Away: 1-0, Neutral: 0-0**  
1-7-44.....a W 46- 34  
1-14-44.....h9 W 70- 37  
2-21-45 (ot).....h9 W 51- 47

## Auburn (61-53)

**Home: 37-20, Away: 22-30, Neutral: 2-3**  
2-17-06.....h1 L 6- 26  
2-4-09.....h2 L 8- 24  
2-14-13.....h3 L 27- 36  
2-22-13.....a L 19- 23  
2-20-14.....h3 W 50- 12  
2-27-14.....a W 21- 6  
1-10-20.....h4 L 24- 29  
3-9-20.....a L 17- 21  
1-22-21.....h4 L 28- 30  
1-28-22.....h4 W 44- 12  
2-11-22.....a L 13- 26  
1-12-23.....h4 W 35- 17  
2-23-23.....a L 26- 29  
1-11-24.....h4 W 39- 24  
2-9-24.....a W 33- 18  
2-29-24.....n1 L 29- 35  
1-17-25.....a W 28- 21  
2-7-25.....h7 L 14- 15  
1-9-26.....a L 28- 32  
2-19-26.....h7 W 28- 13  
1-8-27 (ot).....h7 W 22- 20  
2-12-27.....a L 24- 42  
1-7-28.....a L 29- 56  
2-25-28.....n1 L 29- 30  
2-6-29.....h7 W 41- 25  
2-16-29.....a W 46- 41  
2-17-30.....a W 47- 34  
2-19-30.....h4 W 40- 29  
1-28-31.....a W 37- 33  
2-24-31.....h7 W 47- 22  
1-13-32.....a L 22- 25  
2-10-32.....h4 W 36- 28  
2-15-33.....a W 29- 20  
2-21-33.....h4 W 29- 18  
1-9-34.....a W 28- 26  
2-14-34.....h4 W 24- 20  
2-6-35.....h4 W 25- 24  
2-12-35.....a W 34- 19  
2-4-36.....a L 28- 31  
2-19-36.....h8 W 46- 22  
2-11-37.....h8 W 42- 28  
2-27-37.....a W 35- 33  
2-15-38.....h8 W 43- 42  
3-1-38.....h8 W 54- 32  
2-22-39.....a L 24- 38  
2-27-39.....h9 L 33- 49  
2-6-40.....h9 W 53- 31  
2-21-40 (ot).....a L 38- 39  
2-1-41.....h9 W 48- 39  
2-5-41.....a L 45- 51  
1-30-42.....h9 W 48- 42  
2-3-42.....a L 38- 43  
1-22-43.....a W 59- 32

1-30-43.....h9 W 53- 21  
1-20-45.....h9 W 53- 39  
2-17-45.....a W 74- 41  
1-14-46.....h9 W 45- 22  
1-16-46.....a W 53- 26  
1-15-47.....a W 55- 42  
1-29-47.....h9 W 65- 49  
1-30-48.....a L 31- 38  
2-25-48.....h9 W 50- 43  
1-11-49.....a L 33- 41  
2-23-49.....h9 W 66- 57  
1-10-50.....h9 W 65- 49  
2-22-50.....a W 61- 53  
1-31-51.....h9 W 64- 44  
2-14-51.....a L 63- 75  
12-29-51.....n2 W 79- 62  
1-9-52.....h9 W 56- 54  
2-13-52.....a W 58- 50  
12-10-52.....a L 61- 71  
1-14-53.....h9 W 79- 61  
12-12-53.....a1 L 56- 83  
1-20-54.....a L 56- 80  
2-8-54.....h9 L 53- 59  
1-26-55.....a W 73- 70  
2-7-55.....h9 W 75- 67  
2-7-56 (ot).....a L 74- 77  
1-22-57.....a W 81- 74  
2-4-57 (ot).....h W 76- 67  
1-22-58.....h L 72- 80  
2-3-58.....a L 78- 99  
1-21-59.....5/6.....a L 55- 66  
2-3-59.....4/7.....h L 40- 51  
1-19-60.....6/6.....h L 59- 66  
2-2-60.....6/6.....a L 45- 48  
1-24-61 (ot).....a W 48- 43  
2-7-61.....h L 36- 38  
1-23-62.....h L 40- 52  
2-5-62.....h L 39- 48  
1-22-63.....7/6.....nr/16.....h W 69- 64  
2-3-64.....a W 62- 57  
12-1-64.....h L 52- 60  
2-26-65.....a W 59- 54  
12-18-65.....h L 74- 79  
2-19-66.....a L 73- 90  
12-21-66 (ot).....h W 78- 76  
12-16-67.....h L 52- 63  
2-24-69.....a L 85- 87  
1-17-70.....h W 86- 74  
12-19-70.....a1 W 87- 76  
1-14-71.....h W 90- 81  
12-11-71.....h L 62- 67  
2-15-72.....a L 77- 91  
11-25-72.....h W 90- 83  
2-26-73.....a L 69- 79  
12-13-73.....h L 86- 88  
2-27-74.....a L 70- 92  
1-15-75.....h L 75- 87  
2-11-76.....a L 51- 72  
2-1-78.....h L 72- 77  
12-21-78.....a1 L 57- 60  
12-30-87.....n3 W 83- 72

a1-Montgomery, Ala.; n1-SIC Tournament (City Auditorium, Atlanta, Ga.); n2-Carolina Invitational (Charlotte [N.C.] Coliseum); n3-Cotton States Classic (The Omni, Atlanta, Ga.)

## Augusta State (5-0\*)

**Home: 4-0, Away: 0-0, Neutral: 0-0**  
1-16-84.....h W 75- 57  
12-21-84.....13/13.....h W 84- 53  
12-12-87.....16/nr.....h W 108- 74  
11-24-90.....14/14.....h W 100- 63  
11-6-05 (exh).....h W 96- 57  
Formerly Augusta College, includes exhibition game

## Austin Peay (1-0)

**Home: 0-0, Away: 0-0, Neutral: 1-0**  
3-15-96.....13/15.....n1 W 90- 79  
n1-NCAA Southeast Regional first round (Orlando [Fla.] Arena)

## Australian National Team (1-0)

**Home: 1-0, Away: 0-0, Neutral: 0-0**  
11-11-85 (exh).....h W 81- 75

## Baltimore (0-2)

**Home: 0-0, Away: 0-2, Neutral: 0-0**  
12-27-29.....a L 22- 24  
12-28-33.....a L 19- 38





# SERIES HISTORY VS. ALL OPPONENTS

2-23-85.....8/9...6/5.....a L 62- 67
3-9-85.....9/11...7/9...n3 W 75- 64
1-21-86.....4/3...2/2.....h W 87- 80
2-9-86.....2/2...4/2.....a L 59- 75
3-9-86.....6/6...1/1.....n2 L 67- 68
1-29-87.....13/11.....h W 75- 66
2-21-87.....17/18.....a W 79- 72
2-3-88.....4/5.....a L 65- 78
2-28-88.....20/16...5/5.....h W 91- 87
2-2-89.....12/10.....h W 81- 76
2-20-89.....11/12.....a L 66- 91
1-11-90.....9/9...10/11.....h L 91- 96
1-28-90.....13/11...8/7.....a L 86- 88
3-10-90.....14/13...12/12...n4 W 83- 72
1-9-91.....24/21...14/11.....a L 57- 98
1-30-91.....23/22...7/7.....h L 75- 77
1-11-92.....14/15...1/1.....a L 84- 97
2-12-92.....nr/24...1/1.....h L 62- 71
3-14-92.....1/1.....n4 L 76- 89
1-10-93.....10/11...1/1.....h W 80- 79
2-10-93.....nr/24...3/3.....a L 73- 63
3-12-93.....8/8.....n4 W 69- 66
1-8-94.....12/13...3/3.....a L 71- 88
2-8-94.....2/2.....h L 63- 66
12-30-94.....17/16...7/7...n5 L 69- 76
1-7-95.....24/20...11/9.....h W 75- 68
2-9-95.....18/15.....a L 70- 77
1-7-96.....19/20.....a W 86- 81
2-7-96 (ot).....h W 73- 71
1-5-97.....13/11.....h L 56- 66
2-2-97.....12/11.....a L 61- 70
2-1-98.....1/1.....a L 69- 90
2-25-98.....1/1.....h L 53- 76
1-6-99.....2/2.....a L 58- 99
2-6-99.....2/2.....h L 79- 87
1-12-00.....6/7.....a L 52- 87
2-12-00.....3/3.....h L 65- 84
1-20-01.....2/2.....h L 77- 98
2-21-01.....4/4.....a L 54- 98
1-10-02.....2/1.....h L 79- 104
2-9-02.....1/1.....h L 63- 95
1-25-03.....3/3.....a L 71- 91
2-26-03.....6/5.....h L 58- 77
1-31-04.....14/16...1/1.....h L 82- 74
3-3-04.....19/22...3/3.....a W 76- 68
3-13-04.....14/18...5/4.....n2 L 71- 85
2-5-05.....25/23...4/6.....a L 65- 82
2-23-05.....7/10.....h L 56- 60
3-13-05.....6/6...n6 L 64- 69
2-22-06.....1/1.....h L 66- 73
1-10-07.....11/11.....h W 74- 63
2-18-07.....a L 62- 71
2-27-08.....7/6.....a L 58- 71
3-14-08.....7/7...n7 L 70- 82
1-14-09.....3/2.....h L 56- 70
1-9-10.....20/17...5/5.....h W 71- 67
2-4-10.....21/19...10/9.....a L 67- 86
3-14-10.....4/4.....n2 L 65- 61
2-20-11.....5/5.....a L 57- 79
1-7-12.....5/3...h12 L 74- 81

**Duquesne (1-0)**  
**Home: 0-0, Away: 0-0, Neutral: 1-0**  
 3-17-70 (NIT).....n1 W 78- 68  
 n1-NIT first round (Madison Square Garden, New York, N.Y.)

**EA Sports All-Stars (1-0)**  
**Home: 1-0, Away: 0-0, Neutral: 0-0**  
 11-12-01 (exh).....h W 112- 85

**East Carolina (3-1)**  
**Home: 2-1, Away: 1-0, Neutral: 0-0**  
 1-27-79 (ot).....h L 64- 66  
 2-17-79.....a W 82- 68  
 1-4-89.....h W 92- 69  
 12-3-94.....h W 100- 74

**East Tennessee State (3-1)**  
**Home: 2-0, Away: 0-1, Neutral: 1-0**  
 1-13-76.....h W 79- 54  
 12-18-76.....h W 62- 54  
 12-16-78.....a L 76- 86  
 3-15-90.....n1 W 99- 83  
 n1-NCAA Southeast Regional first round (Thompson-Boling Arena, Knoxville, Tenn.)

**Eastern Illinois (1-0)**  
**Home: 0-0, Away: 0-0, Neutral: 1-0**  
 11-22-01.....n1 W 70- 65  
 n1-Las Vegas Invitational (Valley High School, Las Vegas, Nev.)

**Elon (3-0)**  
**Home: 3-0, Away: 0-0, Neutral: 0-0**  
 1-22-03.....h W 66- 47  
 11-21-05.....h W 81- 69  
 11-10-06.....23/21.....h W 83- 49

**Evansville (0-1)**  
**Home: 0-0, Away: 0-1, Neutral: 0-0**  
 12-23-26.....a L 36- 38

**Flagler (3-0)**  
**Home: 3-0, Away: 0-0, Neutral: 0-0**  
 12-1-80.....h W 87- 59  
 1-13-82.....h W 79- 71  
 12-12-83.....h W 95- 52

**Florida (27-20)**  
**Home: 17-5, Away: 7-12, Neutral: 3-3**

2-3-23.....h4 W 52- 20
1-7-29.....h7 W 36- 19
1-8-29.....h7 W 33- 26
2-24-29.....n1 W 50- 24
1-14-31.....a L 31- 39
1-20-31.....h7 W 32- 23
2-27-31.....n1 L 48- 53
1-9-32.....a W 41- 32
2-17-32.....h4 W 38- 23
1-4-36.....a L 25- 36
2-17-36.....h8 W 39- 22
1-13-37.....a W 35- 25
2-15-37.....h8 W 43- 37
2-17-38.....h8 W 54- 40
2-4-39 (ot).....a L 29- 33
1-15-40.....h9 L 40- 45
2-1-46.....h9 W 64- 53
2-23-46.....a W 58- 50
2-13-48.....h9 W 65- 42
2-28-48.....a W 63- 55
2-10-49.....h9 W 57- 49
2-26-49.....a W 66- 56
2-10-50.....h9 W 69- 38
2-25-50.....a L 41- 59
1-13-51.....h9 L 54- 56
2-16-52.....a L 73- 80
12-29-52.....n2 L 60- 68
2-14-53.....h9 L 65- 76
12-30-53.....n2 L 59- 63
3-1-54.....a L 59- 67
2-28-55.....h9 W 88- 68
2-27-56.....a L 48- 66
2-25-57.....h W 64- 57
2-24-58 (ot).....a W 62- 61
2-23-59.....h W 76- 72
2-22-60 (ot).....h W 69- 55
2-27-61.....a W 52- 50
2-26-62 (ot).....a L 75- 82
12-28-62.....n2 W 63- 61
2-25-63.....h W 89- 69
2-24-64.....a L 73- 92
12-28-70.....n2 W 69- 58
12-16-72.....h L 69- 78
2-5-73 (ot).....h L 85- 87
1-2-74.....h L 68- 70
1-2-75.....a L 69- 90
11-24-87.....a1 L 69- 80

n1-SIC Tournament (City Auditorium, Atlanta, Ga.); n2-Gator Bowl Tournament (Jacksonville, Fla.); a1-Preseason NIT second round

**Florida A&M (6-0)**  
**Home: 5-0, Away: 0-0, Neutral: 0-0**  
 12-1-92.....h W 112- 83  
 11-26-94.....h W 112- 56  
 2-5-00.....h W 89- 57  
 11-16-01.....h W 97- 62  
 11-14-09.....22/20.....h W 100- 59  
 11-11-11.....h13 W 92- 59

**Florida State (27-36)**  
**Home: 16-14, Away: 10-19, Neutral: 1-3**  
**All Home Games: 16-14**  
**At AMC: 16-14**  
**At Georgia Dome: 0-1**  
**In Atlanta: 16-15**  
**All Road Games: 10-19**  
**At Tucker Center: 7-12**  
**As ACC members: 17-22**  
**In the ACC Tournament: 0-2**  
**All Neutral Games: 1-3**  
**As Metro Conference members: 1-3**  
**Under Whack Hyder: 8-10**  
**Under Dwane Morrison: 2-4**  
**Under Bobby Cremins: 8-11**  
**Under Paul Hewitt: 9-10**  
**Under Brian Gregory: 0-1**  
**Vs. Leonard Hamilton: 7-10 (6-10 at FSU)**  
**Longest Winning Streak: 5 games (1995-97)**  
**Longest Losing Streak: 7 games (2007-present)**  
**Most Points Scored: 111 on 2-11-1999**  
**Fewest Points Scored: 54 on 2-11-00, 2-1-2012**  
**Most Points Allowed: 108 on 2-19-72, 2-11-1999**  
**Fewest Points Allowed: 55 on 1-19-1963**  
**Largest Margin of Victory: 31 on 1-30-2002**  
**Largest Margin of Defeat: 58 on 2-19-1972**

- Florida State has won the last seven games in the series, including a 68-54 win in Tallahassee in the teams' only regular-season meeting of 2011-12.
- Only one of those games being decided by more than nine points. Georgia Tech's last win over the Seminoles occurred in Tallahassee on Feb. 13, 2007 by a score of 63-57.
- The scores of each of the last eight games, dating back to the last Tech win, have been in the 60s, with the exception of FSU's 72-66 win last year in Atlanta. Tech has not scored more than 66 points against FSU in any of the last seven meetings.
- Since FSU joined the ACC, Tech is 17-22 against the Seminoles. Florida State won the first six in a row, Tech followed by winning five straight, and is 12-16 against the Seminoles since then.
- In those 39 games, 19 have been decided by four points or less, 28 by 10 points or less. One of those games went to double-overtime, which the Yellow Jackets won 111-108 on Feb. 11, 1999 in Tallahassee.
- Tech is 6-10 against Seminole teams led by head coach Leonard Hamilton. Tech is 7-10 against Hamilton overall, with a victory over his Miami team in December of 1997.
- Tech is 10-19 in games played in Tallahassee, including a 7-12 mark at the Donald L. Tucker Civic Center, formerly known as the Tallahassee-Leon County Civic Center.
- Tech is 16-15 against the Seminoles in Atlanta, all but one of those games at Alexander Memorial Coliseum.
- Tech and Florida State were both members of the old Metro Conference from 1976-78, and the Seminoles won three of those four meetings.
- Florida State has won both ACC Tournament meetings between the schools, including a 64-62 win at the Georgia Dome in 2009.

**All-Time Series Results**

1-19-63.....7/6.....h W 70- 55
2-15-64 (ot).....h W 77- 73
1-20-65.....a L 65- 72
2-15-65.....h W 77- 76
1-31-66.....a L 66- 71
2-14-66.....h W 95- 88
1-28-67.....a W 75- 68
2-25-67.....h W 102- 84
1-20-68.....h L 57- 73
2-24-68.....a L 67- 72
2-18-69.....a W 84- 76
2-22-69.....h L 80- 98
1-24-70.....18/NR.....h L 83- 89
2-21-70.....8/11.....a L 80- 97
1-23-71.....a W 85- 67
2-8-71.....h L 76- 81
1-22-72.....h L 69- 71
2-19-72.....14/11.....a L 50- 108
3-3-77.....n1 W 72- 67
2-21-78.....12/10.....a L 72- 78
2-25-78.....12/10.....h L 82- 85
3-3-78.....nr/18...11/11.....n2 L 69- 71

1-23-79.....a L 73- 79
2-10-79.....h W 75- 72
1-23-92.....18/17.....h L 79- 83
2-15-92.....23/21.....a L 67- 80
1-31-93.....18/17...19/20.....a L 77- 96
3-4-93.....11/11.....h L 82- 83
1-29-94.....21/19.....h L 73- 74
3-2-94.....a L 68- 71
1-29-95.....21/21.....a W 81- 68
3-2-95.....h W 69- 67
1-27-96.....h W 79- 58
2-28-96.....18/20.....a W 83- 68
1-15-97.....h W 71- 58
2-9-97.....h L 62- 64
1-18-98.....17/16.....h L 67- 70
2-18-98.....a W 72- 59
1-11-99.....h L 56- 75
2-11-99 (2ot).....a W 111- 108
1-19-00.....h W 65- 62
2-21-00.....a L 54- 64
3-9-00.....n3 L 62- 63
1-27-01.....h W 77- 68
2-28-01.....h L 59- 69
1-30-02.....h W 77- 46
3-2-02.....h W 86- 78
1-14-03.....h W 81- 74
2-15-03.....a L 64- 71
2-3-04.....15/16.....a L 65- 81
3-6-04.....19/22.....h W 63- 60
2-2-05.....25/23.....h W 64- 61
2-20-05.....a W 76- 75
2-9-06.....a L 79- 80
1-13-07.....h W 88- 80
2-13-07.....h W 63- 57
12-30-07.....h L 64- 66
2-5-09.....h L 58- 62
3-13-09.....22/22...n4 L 62- 64
12-20-09 (ot).....22/15.....h L 59- 66
1-24-10.....19/22.....a L 66- 68
2-10-11.....19/18.....h L 63- 72
2-1-12.....21/24.....a L 54- 68

**Fordham (2-1)**  
**Home: 1-0, Away: 0-1, Neutral: 1-0**  
 2-15-90.....13/11.....n1 W 83- 78  
 12-8-90.....20/20.....h W 92- 72  
 12-29-11.....a L 66- 72  
 n1-Madison Square Garden (New York, N.Y.)

**Fort Benning (5-0)**  
**Home: 3-0, Away: 2-0, Neutral: 0-0**  
 2-10-22.....a W 24- 23  
 1-3-32.....a W 42- 21  
 1-27-37.....h W 70- 26  
 1-24-42.....h W 53- 44  
 2-2-43.....h W 65- 40

**Fort McPherson (1-0)**  
**Home: 0-0, Away: 1-0, Neutral: 0-0**  
 1-13-25 (2ot).....a W 28- 26

**Francis Marion (2-0)**  
**Home: 2-0, Away: 0-0, Neutral: 0-0**  
 2-10-82.....h W 79- 54  
 1-26-83.....h W 88- 76

**Franklin & Marshall (1-0)**  
**Home: 0-0, Away: 1-0, Neutral: 0-0**  
 1-4-30.....a W 51- 36

**Furman (23-6)**  
**Home: 14-2, Away: 9-4, Neutral: 0-0**  
 1-21-21.....h4 W 44- 24  
 1-12-24.....a L 37- 42  
 12-15-47.....h9 L 53- 54  
 1-13-48.....a W 65- 64  
 12-18-48.....h9 W 64- 49  
 12-10-49.....h9 W 87- 56  
 12-9-50.....h W 87- 50  
 1-31-53.....a L 93- 111  
 2-11-54.....h9 L 67- 114  
 1-13-55.....a L 95- 111  
 1-18-56.....a W 85- 75  
 12-6-56.....h W 93- 74  
 1-2-58.....h W 74- 64  
 12-13-58.....a W 82- 77  
 12-3-59.....h W 91- 63  
 12-3-60.....h W 80- 54  
 12-9-61.....a1 W 72- 65  
 12-3-62 (ot).....a W 80- 79







# SERIES HISTORY VS. ALL OPPONENTS

Louisville Convention Center; n1-Sugar Bowl Tournament (New Orleans, La.); n2-Hurricane Classic (Miami, Fla.); n3-Metro Tournament (Mid-South Coliseum, Memphis, Tenn.); n5-Puerto Rico Shootout (Eugenio Guerra Sports Complex, Bayamon, P.R.); n6-NCAA Tournament second round (Gaylord Entertainment Center, Nashville, Tenn.)

## Loyola-Chicago (0-1)

Home: 0-0, Away: 0-1, Neutral: 0-0  
12-30-67.....a L 71- 96

## Loyola Marymount (1-0)

Home: 0-0, Away: 0-0, Neutral: 1-0  
12-22-90.....n1 W 135- 94  
n1-Kuppenheimer Classic (The Omni, Atlanta, Ga.)

## Macon YMCA (3-1)

Home: 1-0, Away: 2-1, Neutral: 0-0  
1-17-20.....h4 W 28- 23  
2-14-20.....a L 4- 64  
1-21-22.....a W 29- 14  
12-29-23.....a W 31- 28

## Maine (1-0)

Home: 1-0, Away: 0-0, Neutral: 0-0  
1-4-71.....h W 99- 52

## Manhattan (1-1)

Home: 1-0, Away: 0-1, Neutral: 0-0  
1-1-31 (ot).....a L 26- 32  
11-15-95.....\*h11 W 87- 67  
\*h11-Preseason NIT first round (Georgia Dome, Atlanta, Ga.)

## Marathon Oil (2-2)

Home: 2-2, Away: 0-0, Neutral: 0-0  
11-21-83 (exh).....h W 91- 88  
11-17-84 (exh-ot).....h W 104- 89  
11-2-95 (exh-ot).....h10 L 88- 91  
11-5-96 (exh).....h L 62- 91

## Marist (4-0)

Home: 2-0, Away: 0-0, Neutral: 2-0  
3-13-86.....6/6.....n1 W 68- 53  
1-2-90.....12/12.....h W 86- 77  
12-7-02.....n2 W 67- 53  
12-23-03.....4/4.....h W 90- 40  
n1-NCAA Southeast Regional first round (Assembly Center, Baton Rouge, La.); n2-Madison Square Garden, New York, N.Y.

## Marquette (3-3)

Home: 1-1, Away: 1-1, Neutral: 1-1  
1-13-26.....h W 23- 19  
12-27-56.....n1 L 78-102  
12-27-57.....n2 W 67- 58  
12-27-63.....a1 W 84- 83  
1-26-76.....3/2.....h L 44- 55  
1-3-77.....12/14.....a L 45- 63  
a1-Milwaukee Classic (Milwaukee, Wis.); n1-All-College Tournament (Oklahoma City, Okla.); n2-Motor City Classic (Detroit, Mich.)

## Maryland (35-39)

Home: 19-11, Away: 11-24, Neutral: 5-4  
All Home Games: 19-11  
At AMC: 17-11  
At The Omni: 2-0  
At Philips Arena: 1-0  
In Atlanta: 20-11  
All Road Games: 11-24  
At Comcast Center: 1-7  
At Cole Field House: 10-17  
As ACC members: 35-35  
In the ACC Tournament: 4-4  
All Neutral Games: 4-4  
Under Whack Hyder: 0-1  
Under Dwane Morrison: 0-8  
Under Bobby Cremins: 29-15  
Under Paul Hewitt: 5-14  
Under Brian Gregory: 1-1  
Vs. Mark Turgeon: 1-1  
Longest Winning Streak: 10 games (1984-88)  
Longest Losing Streak: 9 games (1972-81, 2005-10)  
Most Points Scored: 104 on 2-14-1988  
Fewest Points Scored: 45 on 12-23-1981  
Most Points Allowed: 103 on 12-27-1974

Fewest Points Allowed: 43 on 12-23-1981

Largest Margin of Victory: 25 on 1-5-1992

Largest Margin of Defeat: 36 on 12-27-1974

- Georgia Tech and Maryland have split the last four meetings in the series. Tech won a 69-64 decision in the 2010 ACC Tournament and captured a 63-61 victory at Philips Arena to even the regular-season series in 2011-12.
- Prior to that, Maryland had won nine straight over the Yellow Jackets and has taken a 39-35 lead in the all-time series. The teams met only four times before Tech joined the ACC, and the Terps won all four.
- Tech's 35-35 record against Maryland since 1979-80 is its best mark against any ACC team since the Jackets joined the league.
- Thirteen of the 20 games between Tech and Maryland since the 2000-01 season have been decided by 10 points or fewer.
- Tech was 17-11 against Maryland in Alexander Memorial Coliseum, and is 20-11 in games played in Atlanta. The Terps won their last four games at the Thrillerdome, and they were 12-6 against the Jackets on their home court under Gary Williams.
- Percentage-wise and in terms of the number of wins, Tech's 11-24 road record vs. Maryland is the second-best it has against any team in the ACC. The Jackets are 1-7 in the Comcast Center, and were 10-17 at Cole Field House.
- Maryland won the first nine games of the series, but Tech turned the tables under head coach Bobby Cremins, winning 28 of 35 meetings (including 10 in a row at one point) through the 1995-96 season. The Terps won the next seven in a row before Cremins' last Tech Jacket team won 69-68 at home on Jan. 15, 2000.
- Tech is 4-4 in ACC Tournament meetings with Maryland. The Terrapins were Tech's first-ever ACC Tournament opponent, a 51-49 overtime win in the 1980 first round in Greensboro. Maryland also was Tech's first ACC Tournament victim, in 1983 at the Omni by a 64-58 score.

## All-Time Series Results

12-29-72.....2/4.....a L 55- 90
12-27-74.....5/7.....a L 67- 103
12-10-75.....2/3.....a L 65- 93
12-29-77.....14/14.....a L 63- 65
12-19-79.....a L 60- 70
1-3-80.....h L 74- 83
2-28-80.....7/7.....n1 L 49- 51
12-23-80.....9/9.....h L 55- 66
1-31-81.....14/13.....a L 64- 72
12-23-81.....a W 45- 43
1-30-82.....h W 64- 63
2-5-83.....a L 68- 77
2-23-83.....h W 70- 60
3-11-83.....n2 W 64- 58
2-4-84 (2ot).....18/nr.....10/9.....h W 71- 70
2-23-84.....a L 74- 79
12-28-84.....10/13.....nr/20.....n3 W 70- 69
2-2-85.....8/9.....17/17.....a W 72- 60
2-19-85.....8/9.....nr/29.....h W 48- 43
1-11-86.....5/5.....h W 68- 67
2-22-86.....5/5.....a W 77- 70
3-8-86.....6/6.....n1 W 64- 62
2-1-87.....h W 76- 72
2-10-87.....a W 78- 74
2-8-88.....a W 96- 83
2-17-88.....h W 104- 82
3-11-88.....18/18.....n1 L 67- 84
2-4-89.....h W 87- 74
2-14-89.....a W 67- 66
2-3-90.....17/15.....a W 90- 84
2-13-90.....13/11.....h W 80- 78
2-1-91.....23/22.....h W 80- 65
2-13-91.....a L 93- 96
1-5-92.....15/11.....h W 92- 67
2-9-92.....20/18.....a W 67- 65
1-5-93.....10/11.....a W 85- 75
2-7-93.....22/22.....h W 93- 79
1-4-94.....12/13.....h L 88- 91
2-5-94.....21/21.....a W 83- 71
1-4-95.....24/20.....7/11.....a L 67- 80
2-4-95.....21/20.....5/8.....h W 100- 91
1-3-96.....h10 W 98- 84
2-3-96.....25/nr.....a L 74- 88
3-9-96.....18/18.....n1 W 84- 79
12-12-96.....a L 63- 77
2-19-97.....14/13.....h L 68- 76
1-21-98.....h L 67- 70
2-21-98.....a L 69- 81
3-6-98.....21/24.....n1 L 65- 83
1-19-99.....4/4.....a L 62- 77

2-21-99.....5/5.....h L 60- 91
1-15-00.....18/16.....h W 69- 68
2-16-00.....22/22.....a L 70- 92
1-6-01.....17/17.....a L 80- 93
2-6-01.....13/13.....h W 72- 62
1-13-02.....4/4.....h L 87- 92
2-13-02.....3/3.....a L 65- 85
12-29-02.....23/22.....a L 77- 84
2-9-03.....8/8.....h W 90- 84
1-17-04.....12/14.....h W 81- 71
2-19-04.....18/16.....a W 75- 64
1-30-05.....22/21.....a L 71- 79
1-25-06.....18/19.....h L 74- 86
2-18-06 (ot).....a L 84- 87
3-9-06.....n1 L 62- 84
1-24-07.....a L 65- 80
2-2-08.....h L 86- 88
1-10-09.....a L 61- 68
2-8-09.....h L 56- 57
2-20-10.....a L 74- 76
3-12-10.....19/19.....n1 W 69- 64
1-30-11.....h L 63- 74
1-15-12.....a L 50- 61
2-25-12.....h12 W 63- 61

n1-ACC Tournament (Greensboro [N.C.] Coliseum); n2-ACC Tournament (The Omni, Atlanta, Ga.); n3-Rainbow Classic (Blaisdell Arena, Honolulu, Hawaii); h10-The Omni, Atlanta, Ga.

## Maryland-Eastern Shore (2-0)

Home: 2-0, Away: 0-0, Neutral: 0-0  
2-20-84.....h W 70- 61  
1-3-85.....8/7.....h W 93- 40

## Massachusetts (0-1)

Home: 0-0, Away: 0-0, Neutral: 0-1  
12-22-95.....21/18.....2/2.....n1 L 67- 75  
n1-Jimmy V Classic (Brendan Byrne Arena, East Rutherford, N.J.)

## Mayport Naval Base (2-0)

Home: 1-0, Away: 1-0, Neutral: 0-0  
1-26-44.....h9 W 58- 44  
2-21-44.....a W 57- 53

## Memphis (4-3)

Home: 2-1, Away: 1-1, Neutral: 1-1  
1-17-77.....18/nr.....h W 89- 82  
1-24-78.....h L 62- 65  
2-18-78.....a L 59- 61  
1-16-79 (2ot).....a W 89- 84  
2-22-79.....h W 79- 63  
3-27-92 (ot).....n1 L 79- 83  
11-21-06.....19/19.....12/11.....n2 W 92- 85  
Formerly Memphis State  
n1-NCAA Midwest Regional semifinal (Kemper Arena, Kansas City, Mo.); n2-EA Sports Maui Invitational (Lahaina Civic Center, Lahaina, Maui, Hawaii)

## Mercer (28-17)

Home: 17-8, Away: 10-7, Neutral: 1-2  
1-8-09.....h2 W 28- 7  
1-15-09.....a L 13- 26  
2-21-13.....h3 L 25- 31  
2-25-13.....a W 23- 19  
2-7-14.....a W 30- 20  
2-13-14.....h3 W 31- 22  
1-16-20.....h5 W 30- 26  
2-13-20.....a W 21- 16  
1-8-21.....h4 L 19- 20  
1-29-21.....a L 18- 41  
1-7-22.....a L 26- 28  
1-20-22.....h4 W 44- 35  
2-26-22.....n1 L 14- 29  
1-6-23.....a L 20- 30  
1-20-23.....h4 W 33- 32  
3-2-23.....n1 L 26- 30  
1-18-24.....h4 L 26- 30  
1-19-24.....a L 20- 36  
1-16-25.....h7 L 18- 23  
2-13-25.....a L 21- 28  
1-23-32.....a L 39- 40  
2-13-32.....h4 L 33- 42  
1-21-33.....h4 W 47- 18  
2-20-35.....a W 42- 28  
1-8-36.....h8 W 59- 42  
1-15-36.....h8 W 46- 20  
1-9-37.....h8 W 53- 36  
1-17-38.....a W 46- 37  
1-19-38.....h8 W 53- 23  
1-11-39.....h9 L 28- 30  
1-8-44.....h9 W 48- 31  
2-5-44.....a W 67- 34  
1-30-67.....h W 91- 57  
1-18-69.....a W 67- 59  
1-28-74.....h L 85- 102

1-4-75.....a W 70- 68
1-31-75.....h W 91- 80
3-15-85.....6/6.....n1 W 65- 58
12-28-91.....13/13.....h W 97- 67
12-11-93.....17/17.....h W 86- 69
11-19-99.....h W 91- 79
11-22-08 (ot).....a W 82- 76
11-27-09.....v/25.....h W 85- 74
12-31-10.....h W 87- 78
12-22-11.....h13 L 59- 66

n1-NCAA East Regional first round (The Omni, Atlanta, Ga.)

## Mexico City YMCA (1-0)

Home: 1-0, Away: 0-0, Neutral: 0-0  
2-9-33.....h4 W 41- 21

## Miami (6-9)

Home: 4-3, Away: 2-5, Neutral: 0-1  
All Home Games: 4-3  
At AMC: 4-2  
At Philips Arena: 0-2  
In Atlanta: 4-4  
All Road Games: 2-5  
At BankUnited Center: 1-4  
As ACC members: 4-9  
In the ACC Tournament: 0-1  
All Neutral Games: 0-0  
Under Whack Hyder: 1-1  
Under Bobby Cremins: 1-0  
Under Paul Hewitt: 4-6  
Under Brian Gregory: 0-2  
Vs. Jim Larranaga: 0-2  
Longest Winning Streak: 4 games (1967-2005)

Longest Losing Streak: 4 games (2006-08)  
Most Points Scored: 90 on 2-27-1967  
Fewest Points Scored: 36 on 3-8-2012  
Most Points Allowed: 90 on 12-3-2006  
Fewest Points Allowed: 54 on 3-8-2012  
Largest Margin of Victory: 12 on 1-6-2005  
Largest Margin of Defeat: 22 on 1-3-1953

- After winning the first two meetings with Miami after the Hurricanes became members of the ACC, Tech has dropped seven of the last nine. Miami won the only regular-season meeting between the two teams in 2011-12, as well as their ACC Tournament meeting, both games at Philips Arena.
- Miami was the opponent for Tech in its last game at Alexander Memorial Coliseum, a game the Yellow Jackets won 66-57 to close out the 2010-11 regular season. Tech won four of six games against the Hurricanes in the building.
- Ten of the 15 meetings have been decided by 10 points or less.
- The last meeting between the two schools prior to Miami's joining the ACC occurred in December of 1997 as part of the Orange Bowl Classic doubleheader at Miami Arena, the Hurricanes' home court until the team moved into the on-campus Convocation Center last year. The Yellow Jackets, led that year by senior forward Matt Harpring, won that game, 69-61.
- Tech played Miami twice under former head coach Whack Hyder, losing the ever-meeting in the series by 22 points in 1953, then taking a six-point homecourt victory in 1967. That was the only pre-ACC visit by the Hurricanes to Alexander Memorial Coliseum, and the 90-84 Tech win has been the highest scoring game in the brief series.

## All-Time Series Results

1-3-53.....a L 60- 82
2-27-67.....h W 90- 84
12-27-97.....a1 W 69- 61
1-6-05.....9/10.....h W 80- 69
2-26-05.....h W 76- 72
2-4-06.....h L 53- 70
12-3-06.....21/23.....a L 82- 90
1-12-08.....25/v.....a L 68- 78
2-17-08.....h L 63- 64
3-4-09.....h W 78- 68
2-10-10.....20/20.....a L 62- 64
2-3-11.....a L 57- 59
3-6-11.....h W 66- 57
1-24-12.....h12 L 49- 64
3-8-12.....n1 L 36- 54

a1-Orange Bowl Classic (Miami Arena); n1-ACC Tournament, Philips Arena, Atlanta, Ga.











# SERIES HISTORY VS. ALL OPPONENTS

3-3-11.....	a	W	80- 54
2-15-12.....	a	L	50- 59
3-3-12.....	h12	W	.....
69- 62			

n1-Dixie Classic (Reynolds Coliseum, Raleigh, N.C.);  
n2-ACC Tournament (Charlotte [N.C.] Coliseum);  
n3-ACC Tournament (Greensboro [N.C.] Coliseum);  
a1-Winston-Salem, N.C., Coliseum; n4-ACC Tournament  
(St. Pete Times Forum, Tampa, Fla.); a2-Greensboro  
[N.C.] Coliseum

## Washington (2-1)

Home: 0-0, Away: 0-0, Neutral: 2-1

12-27-84.....	10/13	n1	W	65- 58
11-29-98.....	16/16	n2	L	60- 76
11-26-99.....		n3	W	82- 65
n1-Rainbow Classic (Special Events Center, Honolulu, Hawaii); n2-Big Island Invitational (Afook-Chinen Civic Auditorium, Hilo, Hawaii); n3-Great Alaska Shootout (Sullivan Arena, Anchorage, Alaska)				

## West Chester State (1-0)

Home: 1-0, Away: 0-0, Neutral: 0-0

12-16-81.....	h	W	89- 60
---------------	---	---	--------

## West Virginia (2-1)

Home: 0-0, Away: 0-1, Neutral: 2-0

12-31-49.....	n1	W	63- 48
2-7-68.....	a	L	75- 79
11-28-98.....	n2	W	58- 53
n1-Dixie Classic (Reynolds Coliseum, Raleigh, N.C.); n2-Big Island Invitational (Afook-Chinen Civic Auditorium, Hilo, Hawaii)			

## West Virginia Tech (1-0)

Home: 1-0, Away: 0-0, Neutral: 0-0

2-21-80.....	h	W	67- 52
--------------	---	---	--------

## Western Carolina (6-1)

Home: 5-1, Away: 1-0, Neutral: 0-0

1-11-79.....	a	W	72- 50	
2-1-79.....	h	W	100- 75	
1-9-80.....	h	W	70- 60	
11-28-80.....	h	L	77- 88	
12-2-93.....	16/17	h	W	77- 55
12-1-94.....	20/19	h	W	89- 63
1-13-96.....	h10	W	91- 78	

## Westminster (1-0)

Home: 0-0, Away: 0-0, Neutral: 1-0

12-29-55.....	n1	W	65- 56
n1-Queen City Tournament (Buffalo, N.Y.)			

## William & Mary (6-1)

Home: 5-0, Away: 0-1, Neutral: 1-0

12-6-61.....	h	W	72- 56	
2-4-63.....	6/6	h	W	50- 49
12-21-64.....	h	W	91- 73	
12-22-65.....	h	W	92- 73	
12-20-71.....	h	W	83- 71	
12-18-72.....	a	L	60- 63	
12-29-87.....	n1	W	90- 59	
n1-Cotton States Classic (The Omni, Atlanta, Ga.)				

## Winthrop (1-1)

Home: 1-0, Away: 0-0, Neutral: 0-1

11-24-97.....	h	W	95- 65
11-18-07.....	n1	L	73- 79
n1-Paradise Jam (St. Thomas, U.S. Virgin Islands)			

## Winston-Salem State (3-0)

Home: 3-0, Away: 0-0, Neutral: 0-0

1-3-07.....	h	W	97- 46	
11-14-08.....	h	W	92- 47	
12-29-09.....	v/20	h	W	78- 43

## Wisconsin (1-1)

Home: 1-0, Away: 0-0, Neutral: 0-1

12-28-63.....	n1	L	84- 104
11-28-01.....	h1	W	62- 61
h1-ACC-Big Ten Challenge (AMC); n1-Milwaukee Classic (Milwaukee, Wis.)			

## Wisconsin-LaCrosse (1-0)

Home: 1-0, Away: 0-0, Neutral: 0-0

1-4-74.....	h	W	73- 69
-------------	---	---	--------

## Wittenberg (0-1)

Home: 0-0, Away: 0-1, Neutral: 0-0

12-27-26.....	a	L	37- 40
---------------	---	---	--------

## Wofford (12-2)

Home: 12-2, Away: 0-0, Neutral: 0-0

1-14-21.....	h	L	18- 20
2-10-68.....	h	W	97- 67
1-17-75.....	h	W	75- 74
1-31-77.....	h	W	81- 37
12-17-79.....	h	W	84- 64
12-20-80.....	h	L	44- 49
11-29-82.....	h	W	116- 72
1-19-84.....	h	W	78- 44
11-22-96.....	h	W	74- 49
1-3-98.....	h	W	90- 58
12-16-98.....	h	W	76- 63
12-22-99.....	h	W	80- 70
11-17-00.....	h	W	92- 49
12-21-01.....	h	W	79- 70

## Wyoming (1-0)

Home: 1-0, Away: 0-0, Neutral: 0-0

12-22-58.....	h	W	110- 78
---------------	---	---	---------

## Xavier (0-2)

Home: 0-0, Away: 0-1, Neutral: 0-1

2-16-35.....	a	L	19- 38
1-2-56.....	n1	L	67- 92
n1-Queen City Tournament (Buffalo, N.Y.)			

## Yale (0-2)

Home: 0-1, Away: 0-0, Neutral: 0-1

1-2-68.....	h	L	78- 79
12-28-73.....	n1	L	95- 101
n1-Old Dominion Invitational (The Scope, Norfolk, Va.)			

## Youngstown State (1-0)

Home: 1-0, Away: 0-0, Neutral: 0-0

12-29-92.....	14/13	h	W	105- 85
---------------	-------	---	---	---------

## Yugoslavian National Team (1-0)

Home: 1-0, Away: 0-0, Neutral: 0-0

11-13-88 (exh).....	h	W	77- 74
---------------------	---	---	--------

# GEORGIA TECH IN OVERTIME

All Overtime Games: 60-52

Single Overtime Games: 50-42

Double Overtime Games: 6-10

Triple Overtime Games: 4-0

3-17-06	Georgia.....	W, 13-11
2-8-22	Agoga Class.....	L, 25-26
1-13-25	@Ft. McPherson (2 ot).....	W, 28-26
1-8-27	Auburn.....	W, 22-20
1-15-27	@Georgia.....	W, 36-35
1-1-31	@Manhattan.....	L, 26-32
1-25-35	Vanderbilt.....	L, 32-33
2-23-35	@Georgia.....	W, 49-39
1-21-39	Tulane.....	W, 32-31
2-4-39	@Florida.....	L, 29-33
2-21-40	@Auburn.....	L, 38-39
12-29-40	@South Carolina.....	L, 39-40
1-22-41	@Clemson.....	L, 49-52
2-21-45	Atlanta NAS.....	W, 51-47
1-26-49	Georgia.....	L, 60-74
2-15-50	@Georgia.....	L, 72-73
2-24-51	Pennsylvania.....	L, 77-83
3-1-51	Tulane.....	W, 63-61
1-24-53	@South Carolina.....	L, 66-70
12-28-54	Idaho State.....	W, 72-69
2-12-55	@Louisiana State.....	W, 79-72
2-19-55	@South Carolina.....	W, 87-84
2-26-55	Georgia (2 ot).....	L, 66-67
2-7-56	@Auburn.....	L, 74-77
2-16-56	@Georgia.....	W, 72-68
2-4-57	Auburn.....	W, 76-67
12-14-57	Texas Tech.....	L, 64-67
12-19-57	Georgia.....	L, 68-69
2-1-58	@Alabama (2 ot).....	L, 72-74
2-24-58	@Florida.....	W, 62-61
2-14-59	Oklahoma City (3 ot).....	W, 71-65
1-16-60	Vanderbilt.....	W, 74-66
1-11-61	@Georgia.....	W, 89-80
1-16-61	@Mississippi St.....	L, 61-62
1-24-61	@Auburn.....	W, 48-43
1-2-62	Navy.....	L, 62-64
1-27-62	@Tennessee.....	W, 66-65
2-12-62	Tulane.....	W, 77-74
2-26-62	@Florida.....	L, 75-82
12-3-62	@Furman.....	W, 80-79
12-27-62	Virginia Tech.....	W, 73-72
1-5-63	@Kentucky (2 ot).....	W, 86-85
1-12-63	@Mississippi.....	W, 73-71
2-8-63	@Tulane.....	L, 69-77
2-23-63	Georgia.....	W, 66-58
12-16-63	@Rice.....	L, 89-74
2-12-64	Vanderbilt.....	W, 75-71
2-15-64	Florida State.....	W, 77-73
12-21-66	Auburn.....	W, 78-76
1-10-67	@Furman.....	L, 68-69
2-20-68	Tennessee (2 ot).....	L, 69-71
3-25-71	St. Bonaventure (2 ot) +.....	W, 76-71
1-6-73	Hawaii.....	W, 85-83
2-5-73	Florida.....	L, 85-87
3-7-74	@Georgia.....	W, 97-95
12-28-74	St. Bonaventure.....	W, 70-61
1-24-75	Presbyterian.....	W, 89-84
2-3-75	Samford.....	W, 78-75
2-16-79	@Memphis State (2 ot).....	W, 89-84
2-27-79	East Carolina.....	L, 64-66
2-28-80	Maryland.....	L, 49-51
1-23-84	Virginia (3 ot).....	W, 72-71
2-2-84	@Wake Forest.....	L, 74-78
2-4-84	Maryland (2 ot).....	W, 71-70
2-4-86	North Carolina.....	L, 77-78
11-29-86	Richmond.....	L, 62-67
12-20-86	Boston College.....	W, 65-62
1-3-87	@Wake Forest.....	W, 65-59
3-5-88	@Clemson (2 ot).....	L, 94-97
1-22-89	@Illinois (2 ot).....	L, 92-103
3-4-89	@Clemson.....	L, 79-81

1-21-90	@Virginia.....	L, 79-81
2-17-90	@NC State (2 ot).....	W, 95-92
2-24-90	@Notre Dame.....	W, 88-80
3-23-90	Michigan State#.....	W, 81-80
12-5-90	St. John's.....	L, 72-73
12-19-90	Georgia (3 ot).....	W, 112-105
2-5-92	@Clemson.....	L, 78-95
2-29-92	NC State.....	W, 98-88
3-27-92	Memphis State#.....	L, 79-83
12-18-93	Vanderbilt.....	W, 86-77
2-22-94	@Virginia.....	L, 72-73
1-22-95	@Virginia (2 ot).....	L, 85-88
2-7-96	Duke.....	W, 73-71
2-10-96	@North Carolina.....	W, 92-83
2-25-96	NC State.....	W, 92-83
12-4-97	NC State.....	L, 69-71
2-8-98	North Carolina (2 ot).....	L, 100-107
3-16-98	Georgetown+.....	W, 80-79
11-27-98	West Virginia.....	W, 65-62
12-5-98	Appalachian State.....	W, 74-72
12-13-98	Georgia.....	W, 84-79
2-11-99	@Florida State (3 ot).....	W, 111-108
2-25-99	Virginia.....	W, 74-68
12-11-99	Stanford.....	L, 61-64
3-1-00	@North Carolina.....	L, 72-74
1-13-01	Wake Forest.....	W, 95-89
1-3-04	@Georgia (2 ot).....	L, 80-83
3-1-04	Kansas#.....	W, 79-71
1-1-05	Kansas.....	L, 68-70
1-27-05	Wake Forest.....	W, 102-101
2-18-06	@Maryland.....	L, 84-87
3-8-07	Wake Forest (2 ot)*.....	L, 112-114
1-27-08	@Virginia.....	W, 92-82
3-1-08	Wake Forest.....	W, 87-79
11-22-08	@Mercer.....	W, 82-76
12-28-08	Virginia.....	L, 84-88
1-17-09	@NC State.....	L, 71-76
1-20-09	Boston College.....	L, 76-80
11-20-09	Florida State.....	L, 59-66
1-2-11	Charlotte (2 ot).....	L, 83-86
2-18-12	Virginia Tech.....	L, 73-74

Note: Georgia Tech's longest stretch of regulation games without an overtime is 103, from Feb. 7, 1975 vs. NC State through Jan. 13, 1979 vs. Troy State, inclusive.

Most overtime games in one season: 6 in 1962-63


# NCAA Tournament  
+ Post-Season NIT  
\*ACC Tournament




# RADIO/TV ROSTER




**Chris Bolden** **11**  
G • 6-3 • Fr.



**Robert Carter** **4**  
F • 6-8 • Fr.



**Brooks Doyle** **32**  
G • 6-4 • Fr.



**Marcus Georges-Hunt** **3**  
F • 6-5 • Fr.



**Brian Gregory**  
Head Coach




**Chad Dollar**  
Assistant Coach



**Corey Heyward** **30**  
G • 6-1 • Fr.



**Kammeon Holsey** **24**  
F • 6-8 1/2 • r-Jr.



**Pierre Jordan** **2**  
G • 6-0 • Gr.




**Daniel Miller** **5**  
C • 6-11 1/2 • r-Jr.



**Josh Postorino**  
Assistant Coach



**Billy Schmidt**  
Assistant Coach



**Jason Morris** **14**  
G/F • 6-5 1/2 • Jr.



**Aaron Peek** **31**  
G/F • 6-4 • So.



**Stacey Poole, Jr.** **12**  
G • 6-4 • So.



**Brandon Reed** **23**  
G • 6-3 1/2 • r-Jr.



**Bruce Evans**  
Director of Player Development



**Chris Jacobs**  
Director of Operations



**Julian Royal** **1**  
F • 6-8 • So.



**Mfon Udofia** **0**  
G • 6-2 • Sr.



**Mike Bewley**  
Strength and Conditioning Coach



**Richard Stewart**  
Athletic Trainer



# 2012-13 SCHEDULE

<b>FRI, NOV. 9</b>	<b>TULANE</b>	<b>7 P.M.</b>	<b>ESPN3</b>
<b>WED, NOV. 14</b>	<b>PRESBYTERIAN</b>	<b>7 P.M.</b>	<b>ESPN3</b>
at Anaheim Classic (Anaheim, Calif.)			
<b>Thur., Nov. 22</b>	<b>Rice</b>	<b>9 p.m.</b>	<b>ESPNU</b>
<b>Fri., Nov. 23</b>	<b>California or Drake</b>	<b>TBA</b>	<b>ESPN2 or U</b>
<b>Sun., Nov. 25</b>	<b>Final Round (TBA)</b>	<b>TBA</b>	<b>ESPN2 or U</b>
<b>ACC-Big Ten Challenge</b>			
<b>Wed., Nov. 28</b>	<b>at Illinois</b>	<b>9 p.m.</b>	<b>ESPN2</b>

<b>TUE, DEC. 4</b>	<b>GEORGIA</b>	<b>7 P.M.</b>	<b>ESPNU</b>
<b>SAT, DEC. 8</b>	<b>UNC-WILMINGTON</b>	<b>7 P.M.</b>	<b>ESPN3</b>
<b>MON, DEC. 17</b>	<b>ALABAMA STATE</b>	<b>7 P.M.</b>	<b>RSN</b>
<b>SAT, DEC. 22</b>	<b>THE CITADEL</b>	<b>4 P.M.</b>	<b>RSN</b>
<b>SAT, DEC. 29</b>	<b>FORDHAM</b>	<b>7 P.M.</b>	<b>ESPN3</b>

<b>WED, JAN. 2</b>	<b>CHATTANOOGA</b>	<b>7 P.M.</b>	<b>ESPN3</b>
<b>SAT, JAN. 5</b>	<b>MIAMI*</b>	<b>2:30 P.M.</b>	<b>ACCN</b>
<b>Wed., Jan. 9</b>	<b>at NC State*</b>	<b>8 p.m.</b>	<b>ACCN</b>
<b>SAT, JAN. 12</b>	<b>VIRGINIA TECH*</b>	<b>2:30 P.M.</b>	<b>ACCN</b>
<b>Thur., Jan. 17</b>	<b>at Duke*</b>	<b>9 p.m.</b>	<b>ESPN/ESPN2</b>
<b>Wed., Jan. 23</b>	<b>at North Carolina*</b>	<b>9 p.m.</b>	<b>ESPN</b>
<b>SAT, JAN. 26</b>	<b>WAKE FOREST*</b>	<b>3 P.M.</b>	<b>ACCN</b>
<b>Tue., Jan. 29</b>	<b>at Clemson*</b>	<b>7 p.m.</b>	<b>RSN</b>

<b>SUN, FEB. 3</b>	<b>VIRGINIA*</b>	<b>3 P.M.</b>	<b>ESPNU</b>
<b>TUE, FEB. 5</b>	<b>FLORIDA STATE*</b>	<b>9 P.M.</b>	<b>RSN</b>
<b>Sat., Feb. 9</b>	<b>at Virginia Tech*</b>	<b>1 p.m.</b>	<b>RSN</b>
<b>THUR, FEB. 14</b>	<b>CLEMSON*</b>	<b>7 P.M.</b>	<b>RSN</b>
<b>Sat., Feb. 16</b>	<b>at Wake Forest*</b>	<b>2 p.m.</b>	<b>RSN</b>
<b>TUE, FEB. 19</b>	<b>NORTH CAROLINA*</b>	<b>9 P.M.</b>	<b>ACCN</b>
<b>Sun., Feb. 24</b>	<b>at Virginia*</b>	<b>2 p.m.</b>	<b>ACCN</b>
<b>WED, FEB. 27</b>	<b>MARYLAND*</b>	<b>8 P.M.</b>	<b>ACCN</b>

<b>SUN, MAR. 3</b>	<b>NC STATE*</b>	<b>6 P.M.</b>	<b>ESPNU</b>
<b>Sun., Mar. 6</b>	<b>at Miami*</b>	<b>9 p.m.</b>	<b>ACCN</b>
<b>Sat., Mar. 9</b>	<b>at Boston College*</b>	<b>12 p.m.</b>	<b>ACCN</b>

Thur.-Sun.,  
Mar. 14-17 at ACC Tournament (Greensboro, N.C.)  
Greensboro Coliseum

All Times Eastern Time Zone  
(Subject to Change)  
Home Games in ALL CAPS  
and Played at McCamish Pavilion  
TV Designations  
ACCN - ACC Network  
RSN - ACC Regional Cable Network



Daniel MILLER

Kammeon HOLSEY

Jason MORRIS

Brandon REED