



BASEBALL

**WOLF
PACK**

HISTORY

RECORD BOOK

Games Played (Season)

1. Jim Stassi (1981)	61
Mike Wallace (1980)	61
Jim Warner (1980)	61
David Ciarlo (2007)	61
5. Lyle Overbay (1997)	60
Andy Dominique (1997)	60
Gary Johnson (1997)	60
Shaun Kort (2008)	60
Jason Rodriguez (2008)	60
10. Jacob Butler (2004)	59
Brett Hayes (2004)	59
Chris Gimenez (2004)	59
Shaun Kort (2007, 2010)	59
Konrad Schmidt (2007)	59
Matt Bowman (2008)	59
Jason Sadoian (2008)	59
Terry Walsh (2008)	59
Westley Moss (2010)	59

Games Played (Career)

1. Shaun Kort (2007-2010)	235
2. Matt Maguire (1999-02)	225
3. Matt Bowman (2005-09)	214
4. Andy Dominique (1994-97)	213
5. Joe Inglett (1997-00)	210
6. Lyle Overbay (1996-99)	209
7. Terry Walsh (2005-08)	199
8. Dean Bonfigli (1990-93)	198
Rob Richie (1984-87)	198
10. Terrance Wilson (1992-95)	193

At Bats (Season)

1. Lyle Overbay (1997)	260
2. Brett Hayes (2003)	252
3. Gary Johnson (1997)	248
4. Andy Dominique (1997)	241
5. Justin Martin (1999)	254
6. Tim Hanna (1997)	235
7. Jim Stassi (1981)	229
8. Mark Lewis (1994)	226
9. Lyle Overbay (1999)	243
10. Joe Inglett (2000)	237

At Bats (Career)

1. Shaun Kort (2007-2010)	868
2. Lyle Overbay (1996-99)	864
3. Joe Inglett (1997-00)	834
4. Andy Dominique (1994-97)	801
Matt Bowman (2005-09)	801
6. Matt Maguire (1999-02)	780
7. Rob Richie (1984-87)	723
8. Brett Hayes (2003-05)	699
9. Justin Martin (1996-99)	691
10. Shane Slayton (1993-96)	680

Runs (Season)

1. Joe Inglett (1999)	86
2. Joe Inglett (2000)	85
3. Lyle Overbay (1998)	81
4. Andy Dominique (1997)	80
5. Corky Miller (1998)	77
6. Glen Carson (1998)	76
7. Mark Lewis (1994)	74
8. Lyle Overbay (1999)	76
9. Don Price (1999)	70
10. Justin Martin (1999)	69

Runs (Career)

1. Joe Inglett (1997-00)	286
2. Lyle Overbay (1996-99)	243
3. Justin Martin (1996-99)	201
4. Matt Bowman (2005-09)	199
5. Rob Richie (1984-87)	197
6. Andy Dominique (1994-97)	193
7. Shaun Kort (2007-2010)	188
8. Don Price (1997-00)	173
9. Shane Slayton (1993-96)	170
10. Matt Otrtiz (1998-00)	153
Matt Maguire (1999-2002)	153

Hits (Season)

1. Joe Inglett (2000)	103
2. Lyle Overbay (1999)	102
3. Joe Inglett (1999)	92
4. Lyle Overbay (1997)	89
Jason Rodriguez (2008)	89
6. Justin Martin (1999)	88
7. Mike Wallace (1980)	87
Shaun Kort (2007)	87
9. Andy Dominique (1997)	86
Matt Ortiz (2000)	86

Hits (Career)

1. Joe Inglett (1997-00)	321
2. Lyle Overbay (1996-99)	309
3. Shaun Kort (2007-2010)	306
4. Andy Dominique (1994-97)	272
5. Matt Bowman (2005-09)	268
6. Rob Richie (1984-87)	254
7. Justin Martin (1996-99)	247
8. Brett Hayes (2003-05)	237
9. Matt Maguire (1999-01)	236
10. Matt Ortiz (1998-00)	233

Doubles (Season)

1. Justin Drizos (1994)	25
2. Lyle Overbay (1999)	24
Alex Rangel (2000)	24
Shaun Kort (2010)	24
4. Glen Carson (1998)	23
5. Neil Garcia (1994)	22
Jason Rodriguez (2008)	22
Matt Bowman (2009)	22
9. John DeRicco (1989)	21
Andy Dominique (1995)	21
Brian Barnett (2010)	21

Doubles (Career)


1. Shaun Kort (2007-2010)	73
2. Matt Bowman (2005-09)	68
3. Lyle Overbay (1996-99)	62
4. Joe Inglett (1997-00)	57
5. Rob Richie (1984-87)	55
6. Andy Dominique (1994-97)	52
7. Nick Melino (2009-2011)	49
8. Shane Slayton (1993-96)	47
Jacob Butler (2002-05)	47
10. Matt Ortiz (1998-00)	44

Triples (Season)

1. Mike Wallace (1979)	12
2. Chris Prieto (1993)	9
Rob Richie (1987)	9
Tim Riley (1976)	9
Tim Riley (1974)	9
6. Rande Olds (1990)	7
Rob Richie (1985)	7
Mike Ceccarelli (1980)	7
Mike Wallace (1980)	7
Don Reynolds (1973)	7

Triples (Career)

1. Rob Richie (1984-87)	22
2. Mike Wallace (1978-80)	20
3. Tim Riley (1974-76)	20
4. Joe Inglett (1997-00)	12
5. Lyle Overbay (1996-99)	11
Mike Ceccarelli (1977-80)	11
7. Justin Martin (1996-99)	10
John England (1975-77)	10
Joe Kohan (2009-12)	10
10. Ted Higgins (1984-85)	9
Bill Sherman (1984-85)	9
Jim Stassi (1981-82)	9
Wayne Hague (1979-80)	9
John Phenix (1972-75)	9
Rod Nettnin (1989-90)	9
Brock Stassi (2008-2011)	9



Lyle Overbay

Home Runs (Season)

1. Andy Dominique (1997)	30
2. Don Price (1999)	27
3. Shawn Scobee (2006)	22
4. Ben Mummy (2005)	18
Shawn Scobee (2005)	18
Brian Barnett (2010)	18
7. Andy Dominique (1996)	17
Don Price (2000)	17
Kevin Kouzmanoff (2003)	17
10. Jacob Butler (2004)	16

Home Runs (Career)

1. Andy Dominique (1994-97)	62
2. Don Price (1997-00)	59
3. Shawn Scobee (2005-06)	40
4. Lyle Overbay (1996-99)	39
Jacob Butler (2002-05)	39
6. Shane Slayton (1993-96)	35
7. Matt Ortiz (1998-00)	33
8. Rob Richie (1984-87)	30
Chris Gimenez (2002-04)	30
Ben Mummy (2003-05)	30

Runs Batted In (Season)

1. Andy Dominique (1997)	96
2. Don Price (1999)	89
3. Lyle Overbay (1999)	88
4. Lyle Overbay (1998)	85
5. Matt Ortiz (2000)	76
6. Matt Ortiz (1999)	72
7. Brian Barnett	71
8. Gary Johnson (1997)	70
Lyle Overbay (1997)	67
Glen Carson (1998)	67
Kevin Kouzmanoff (2003)	67

Runs Batted In (Career)

1. Lyle Overbay (1996-99)	257
2. Andy Dominique (1994-97)	239
3. Shaun Kort (2007-2010)	227
4. Don Price (1997-00)	215
5. Matt Ortiz (1998-00)	208
6. Rob Richie (1984-86)	181
7. Joe Inglett (1997-00)	179
8. Shane Slayton (1993-96)	174
9. Jacob Butler (2002-05)	156
Brett Hayes (2003-05)	156

Base on Balls (Season)

1. Justin Drizos (1995)	58
2. Ron Ball (1977)	51
3. Mike Schroeder (1994)	47
4. Joe Inglett (2000)	45
5. Glen Carson (1998)	44
John DeRicco (1989)	44
Shawn Scobee (2005-06)	44
8. Jim Harris (1980)	43
Scott Pfeifer (1996)	43
Joe Inglett (1999)	43
Jacob Butler (2004)	43

Base on Balls (Career)

1. Joe Inglett (1997-00)	157
2. Shaun Kort (2007-2010)	134
3. Shane Slayton (1993-96)	122
4. Rob Richie (1984-87)	120
5. Lyle Overbay (1996-99)	110
6. Dean Bonfigli (1990-93)	105
7. John DeRicco (1987-90)	104
8. Matt Maguire (1999-02)	102
9. Jacob Butler (2002-05)	101
10. Andy Dominique (1994-97)	100
Jim Puzey (1982-85)	100

Stolen Bases (Season)

1. Chris Prieto (1993)	35
2. Waymon Brown (1984)	33
3. Ron Ball (1977)	28
4. Justin Martin (1999)	26
Scott Pfeifer (1996)	26
6. Jay Johnson (1994)	23
7. Chris Singleton (1993)	21
Westley Moss (2010)	21
9. Rob Richie (1987)	20
Durell Williams (2006)	20

Stolen Bases (Career)

1. Justin Martin (1996-99)	62
2. Rob Richie (1984-87)	47
3. Rob Young (1977-80)	43
Ron Ball (1974-77)	43
5. Lance Bradford (1985-88)	40
6. Kevin Rodland (2008-2010)	38
7. Joe Inglett (1997-00)	37
8. Dean Bonfigli (1990-93)	36
Westley Moss (2009-2010)	36
10. Chris Prieto (1993)	35

Batting Average (Season)

(100 AB Minimum)	
1. Joe Inglett (2000)	.435
2. Craig Lusiani (1972)	.423
3. Lyle Overbay (1999)	.420
4. Mike Wallace (1980)	.412
5. Rob Richie (1986)	.407
6. Jim Stassi (1982)	.403
7. Mike Gillies (2001)	.402
8. Jeff Barry (1988)	.399
9. Joe Inglett (1999)	.395
10. Ted Higgins (1985)	.392
Shaun Kort (2007)	.392

Batting Average (Career)

(300 AB Minimum)	
1. Joe Inglett (1997-00)	.384
2. Jim Stassi (1981-82)	.381
3. Ted Higgins (1984-85)	.378
4. Mike Gillies (2000-02)	.376
5. Jim Ferguson (1981-82)	.366
6. Ryan Church (1997-00)	.364
7. Lyle Overbay (1996-99)	.358
8. Justin Martin (1996-99)	.357
9. Matt Ortiz (1998-00)	.356
Corky Miller (1997-98)	.356

Slugging Average (Season)

(100 AB Minimum)	
1. Shawn Scobee (2006)	.847
2. Andy Dominique (1997)	.788
3. Don Price (1999)	.762
4. Rob Richie (1987)	.749
5. Lyle Overbay (1999)	.728
6. Andy Dominique (1996)	.721
7. Brian Barnett (2010)	.701
8. Greg Campbell (1982)	.697
9. John DeRicco (1989)	.672
10. Corky Miller (1998)	.670

Most Times Hit by Pitch


1. Corky Miller (1998)	29
2. Chris Gimenez (2004)	26
3. Corky Miller (1997)	25
4. Matt Maguire (1999)	22
5. Kevin Rodland (2010)	21
5. Shawn Scobee (2006)	20
6. Gary Johnson (1997)	19
Nick Melino (2010)	19
8. David Brown (1997)	18
Chris Gimenez (2002)	18
10. Chris Gimenez (2003)	17
Kyle Hunt (2012)	17

Most Sacrifices (Season)

1. Matt Maguire (2001)	17
2. Jay Uhlman (1997)	16
3. Kyle Hunt (2012)	15
Garrett Yrigoyen (2012)	15
5. Bill Enos (1978)	14
Brett Hayes (2003)	14
7. Ryan Church (2000)	13
8. Scott Rawlins (1989)	12
Joe Inglett (1997)	12
Matt McGuire (2000)	12
Joey Herrera (2000)	12
Robert Marcial (2004)	12



Matt Maguire



Chad Qualls

Wins (Season)

1. Darell Rasner (2000)	14
2. Cody Kosman (1992)	13
3. Chad Qualls (2000)	11
Chad Qualls (1999)	11
Matt Rainer (1999)	11
Kevin Lake (1994)	11
Ryan Rodriguez (2005)	11
7. Jim Brink (1998)	10
Bobby Post (1994)	10
Don Groh (1982)	10
Mateo Miramontes (2001)	10

Wins (Career)

1. Ryan Rodriguez (2004-2007)	32
2. Darell Rasner (2000-02)	28
3. Mateo Miramontes (2001-03)	25
4. Barry Kuzminski (1980-83)	24
5. Chad Qualls (1999-00)	22
6. John Patton (1991-94)	21
Kevin Lake (1993-94)	21
8. Cody Kosman (1992-93)	20
Matt Rainer (1998-00)	20
10. Scott Anderson (1986-88)	19
Mark Titchener (1986-88)	19
Brock Stassi (2008-2011)	19
Tom Jameson (2010-2012)	19

W-L Percentage (Season)

(5 Decision Minimum)

1. Luke Drakulich (1996)	1.000 (5-0)
David Croft (1992)	1.000 (5-0)
Kevin Lake (1992)	1.000 (5-0)
John Lewis (1974)	1.000 (5-0)
Matt Renfree (2007)	1.000 (5-0)
6. Bobby Post (1994)	.909 (10-1)
7. Brent Husted (1997)	.889 (8-1)
Israel Cintora (1990)	.889 (8-1)
Rico Lagattuta (1995)	.889 (8-1)
10. Darrell Rasner (2000)	.875 (14-2)

W-L Percentage (Career)

(12 Decision Minimum)

1. Josh Bendik (1995-96)	.833 (10-2)
2. Luke Drakulich (1996-99)	.813 (13-3)
3. Bobby Post (1994-95)	.810 (17-4)
4. Cody Kosman (1992-93)	.800 (20-5)
5. Rico Lagattuta (1993-96)	.783 (18-5)
6. Chad Qualls (1999-00)	.751 (22-7)
7. Kevin Lake (1992-94)	.750 (21-7)
8. Jim Brink (1997-98)	.727 (16-6)
9. Matt Rainer (1998-99)	.689 (20-9)
10. Gary Kendrick (1973-74)	.692 (9-4)

Earned Run Average (Season)

(50 Innings Minimum)

1. Ed Plank (1973)	1.79
2. Don Fisk (1976)	1.98
3. Dave Lemus (1970)	2.08
4. Bradey Shipley (2012)	2.20
5. Stew Colton (1973)	2.29
6. John Osborne (1973)	2.34
7. Rich Jameson (1974)	2.41
8. Pat Alexander (1977)	2.45
9. Rico Lagattuta (1995)	2.48
10. Tom Jameson (2012)	2.55

Earned Run Average (Career)

(120 Innings Minimum)

1. Ed Plank (1972-73)	2.63
2. Rico Lagattuta (1993-96)	3.10
3. Don Fisk (1974-76)	3.19
4. Stew Colton (1973-74)	3.24
5. Pat Alexander (1976-77)	3.26
6. Gary Kendrick (1973-74)	3.48
7. Greg Young (1978-79)	3.64
8. Kevin Lake (1992-94)	3.67
9. Tom Jameson (2010-12)	3.68
10. Rod Nettnin (1989-90)	3.71

Appearances (Season)

1. Rico Lagattuta (1994)	28
2. Luke Drakulich (1997)	27
Rico Lagattuta (1995)	27
4. Mike Scott (1978)	26
Bryan Johnson (2002)	26
6. Scott Albin (1999)	25
Rico Lagattuta (1996)	25
Don Groh (1982)	25
9. Gary Ghan (1979)	24
Wesley Dorsett (2006)	24
Matt Renfree (2007)	24

Appearances (Career)

1. Rico Lagattuta (1993- 96)	90
2. Luke Drakulich (1996-99)	85
3. Israel Cintora (1989-92)	74
Matt Renfree (2004-2007)	74
5. George Moran (1999-01)	73
6. Bryan Johnson (2002-04)	70
7. Doug Van Tress (1988-91)	69
8. Scott Albin (1996-99)	67
John Patton (1991-94)	67
Ryan Rodriguez (2004-2007)	67

Innings Pitched (Season)

1. Chad Qualls (2000)	132.1
2. Greg Young (1979)	125.0
3. Darrell Rasner (2000)	122.2
4. Shawn Barton (1984)	119.1
Ryan Rodriguez (2007)	119.1
6. Gary Ghan (1979)	115.0
7. Darrell Rasner (2000)	113.2
8. Jim Brink (1998)	113.1
9. Kevin Lake (1994)	111.1
Mark Titchener (1987)	111.1

Innings Pitched (Career)

1. Ryan Rodriguez (2004-2007)	398.2
2. Darrell Rasner (2000-02)	341.0
3. Mateo Miramontes (2001-03)	311.1
4. Travis Sutton (2003-06)	293.1
5. John Patton (1991-94)	288.2
6. Rich Jameson (1975-77)	279.0
7. Matt Rainer (1998-00)	265.1
8. Tom Jameson (2010-12)	244.2
9. Brock Stassi (2008-2011)	243.2
10. Mark Titchener (1986-88)	239.1



Zak Basch

Strikeouts (Season)

1. Chad Qualls (2000)	113
2. Darrell Rasner (2002)	109
3. Jim Brink (1998)	108
4. Ryan Rodriguez (2007)	106
5. Jeff Barry (1986)	104
Mateo Miramontes (2002)	104
7. Darrell Rasner (2000)	97
8. Darrell Rasner (2001)	96
9. Greg Young (1979)	95
10. Bradey Shipley (1988)	88

Strikeouts (Career)

1. Ryan Rodriguez (2004-07)	331
2. Darrell Rasner (2000-02)	302
3. Mateo Miramontes (2001-02)	259
4. John Patton (1991-94)	239
5. Barry Kuzminski (1980-83)	221
6. Matt Rainer (1998-00)	201
7. Chad Qualls (1999-00)	199
8. Jeff Barry (1986-89)	198
9. Rich Jameson (1975-77)	194
10. Travis Sutton (2003-06)	189

Complete Games (Season)

1. Guy Yamaoka (1985)	8
Gary Ghan (1979)	8
3. Chad Qualls (2000)	7
Shawn Barton (1984)	7
Don Groh (1982)	7
Dave Anderson (1981)	7
Al Kirby (1979)	7
Pat Alexander (1977)	7
Rich Jameson (1977)	7
Pat Alexander (1976)	7
Ed Plank (1973)	7
Ed Plank (1972)	7

Complete Games (Career)

1. Rich Jameson (1975-77)	17
2. Pat Alexander (1976-77)	14
Ed Plank (1972-73)	14
4. Don Groh (1981-82)	13
5. Don Fisk (1974-76)	12
Stew Colton (1973-74)	12
7. Chad Qualls (1999-00)	9
Rod Nettnin (1989-90)	9
Barry Kuzminski (1980-83)	9
10. Scott Anderson (1986-88)	8
Mark Titchener (1986-88)	8
Gary Ghan (1979)	8
Greg Young (1978-79)	8
Mike Scott (1976-78)	8
Darrell Rasner (2000-02)	8

Saves (Season)

1. Matt Gardner (2012)	13
2. Rico Lagattuta (1995)	10
Tyler Graham (2010)	10
4. Zachary Basch (2003)	9
5. Scott Albin (1999)	8
6. John Barton (1987)	7
Mike Scott (1978)	7
8. Luke Drakulich (1999)	6
Luke Drakulich (1997)	6
Rico Lagattuta (1995)	6
Rico Lagattuta (1994)	6
Matt Gardner (2011)	6

Returning players in Bold

Saves (Career)

1. Rico Lagattuta (1993-96)	24
2. Matt Gardner (2011-12)	19
3. Luke Drakulich (1996-99)	15
4. Tyler Graham (2009-2010)	11
5. Scott Albin (1996-99)	10
Rick Turner (1972-74)	10
7. Doug Van Tress (1988-91)	9
Zachary Basch (2003)	9
9. Mike Scott (1976-78)	8
Wesley Dorsett (2005-06)	8

Most Bases on Balls

88	
Jeff Barry	1986

Most Starts

18	
Mark Titchener	1987
Darrell Rasner	2000
Chad Qualls	2000
Ryan Rodriguez	2007

Most Batters Hit


26	
Rod Scurry	2008

Most Pickoffs

27	
Pat Alexander	1976

Best Strikeout Average (per nine innings)

12.0	
Scott Albin	1999



Rico Lagattuta

TEAM RECORDS

Batting

At Bats	2170	1997
Runs	582	1997
Hits	722	1997
Doubles	148	2010
Triples	45	'81,'76
Home Runs	87	1997
Total Bases	1144	1997
Runs Batted In	532	1997
Batting Average	.342	2000
Bases on Balls	298	'90,'04
Strikeouts	469	1999
Stolen Bases	114	1984
Best W-L Percentage	.791	1992
Most Wins	43	1992
Fewest Times Shut Out	0	'92,'89,'72
Sacrifices	97	1997
Hit By Pitch	125	1997

Fielding

Best Fielding Average	.972	2012
Most Double Plays	88	1997

Pitching

Most Complete Games	23	1979
Most Innings Pitched	531.2	2007
Lowest ERA	2.71	1973
Most Wins	43	1992
Most Saves	19	1999
Most Shut Outs	11	1973
Most Strikeouts	440	2002
Most Bases on Balls	309	1986
Fewest Bases on Balls	96	1973
Most Wild Pitches	57	1998
Most Hit Batsmen	63	2006

YEAR-BY-YEAR STATISTICS

1980 Nevada Wolf Pack Baseball

Record: 38-22-1 Home: 27-7 Away: 11-15-1 NCBA: 19-13-1

Player	AVG	GP	GS	AB	R	H	2B	3B	HR	RBI	TB	SLG%	BB	HBP	SO	GDP	OB%	SF	SH	SB
Gaston, J.	1.000	1	-	1	1	1	0	0	0	1	1	-	0	0	-	-	-	-	0	0-0
Wallace, M.	.412	51	-	211	59	87	12	7	3	51	122	-	30	1	18	-	-	-	410-12	
Thompson, B.	.400	5	-	10	1	4	0	1	0	3	6	-	0	0	2	-	-	-	0	0-0
Gray, J.	.372	58	-	196	47	73	7	4	0	27	88	-	30	0	25	-	-	-	1	6-7
Camacho, D.	.357	25	-	56	8	20	4	0	0	3	24	-	4	0	4	-	-	-	1	1-1
Warner, J.	.344	61	-	224	47	77	16	4	3	42	110	-	7	1	20	-	-	-	8	3-6
Ceccarelli, M.	.338	52	-	154	42	52	10	7	3	38	84	-	23	0	24	-	-	-	2	2-2
Hague, W.	.329	54	-	146	35	48	6	5	2	21	70	-	22	2	18	-	-	-	3	7-10
Biehle, D.	.296	57	-	162	29	48	4	2	5	32	70	-	21	1	25	-	-	-	7	6-6
Estrabrook, J.	.286	5	-	7	0	2	0	0	0	2	-	-	0	0	0	-	-	-	0	0-0
Tolliver, J.	.283	48	-	138	27	39	5	3	6	30	68	-	21	0	18	-	-	-	1	3-4
Zunini, P.	.268	50	-	127	24	34	5	3	4	35	57	-	17	1	28	-	-	-	1	1-1
Shanks, T.	.261	41	-	88	8	23	4	0	1	14	30	-	4	0	3	-	-	-	3	4-4
Farano, D.	.248	52	-	141	33	35	1	3	4	30	54	-	19	1	16	-	-	-	4	2-3
Martin, B.	.234	55	-	137	18	32	3	2	20	46	-	-	14	2	10	-	-	-	7	2-2
Young, R.	.211	48	-	123	24	26	3	1	0	11	31	-	14	3	11	-	-	-	5	7-7
Rawson, J.	.183	40	-	60	14	11	2	2	0	9	12	-	1	1	5	-	-	-	1	3-3
Ashworth, M.	.000	1	-	0	0	0	0	0	0	0	0	-	0	0	0	-	-	-	0	1-2
Cook, F.	.000	4	-	2	0	0	0	0	0	0	0	-	2	0	0	-	-	-	0	0-0
Gardener, K.	.000	5	-	10	4	4	1	0	0	1	5	-	0	0	0	-	-	-	0	0-0
More, M.	.000	3	-	0	0	0	0	0	0	0	0	-	0	0	0	-	-	-	1	1-1
Shadburne, J.	.000	1	-	3	0	0	0	0	0	0	0	-	0	0	0	-	-	-	0	0-0
Others	.333	3	-	6	0	2	0	0	0	2	-	-	0	0	0	-	-	-	0	0-0
Totals	.309	61	-	2003	422	618	82	45	33	361	887	-	232	13	246	-	-	-	5072-85	

Player	ERA	W-L	AP	GS	CG	SHO	CBO	SV	IP	H	R	ER	BB	SO	OP/BA	WP	HB	BK	
Pintar, M.	3.38	0-1	5	1	0	-	-	0	131.16	8	5	5	6	-	-	-	0	0	0
Gaston, J.	3.76	6-7	14	14	2	-	-	0	88.2	94	50	37	27	31	-	-	2	4	1
Deardorff, T.	3.95	4-2	21	0	0	-	-	4	41.0	45	26	18	15	38	-	-	3	4	0
Camacho, D.	4.32	2-2	6	6	1	-	-	0	27.1	34	25	20	22	18	-	-	2	1	1
Travers, S.	4.50	7-2	15	10	3	-	-	1	70.0	73	47	35	27	50	-	-	1	7	0
Bergerhouse, S.	4.55	1-0	11	3	0	-	-	0	31.2	37	25	16	10	16	-	-	2	0	0
Ashworth, M.	5.23	4-6	15	2	-	-	-	0	84.1	92	61	49	58	62	-	-	6	4	1
Wolfe, K.	5.23	0-0	18	0	0	-	-	3	41.1	41	29	24	14	12	-	-	0	4	0
Kuzminski, B.	5.93	4-0	13	3	0	-	-	0	30.1	38	30	20	21	26	-	-	0	4	0
Cook, F.	6.06	6-1	9	8	0	-	-	0	32.2	34	24	22	19	14	-	-	1	1	0
Moore, M.	6.45	4-1	18	1	0	-	-	3	37.2	45	30	27	30	26	-	-	5	1	0
Hershenow, S.	7.11	0-0	5	0	0	-	-	0	6.1	12	11	5	9	7	-	-	0	0	0
Totals	4.96	38-22	61	61	8	-	-	11	504	561	366	278	257	306	-	-	22	30	3

1981 Nevada Wolf Pack Baseball

Record: 35-26 Home: 22-9 Away: 13-17 Neutral: 1-2 NCBA: 23-13

Player	AVG	GP	GS	AB	R	H	2B	3B	HR	RBI	TB	SLG%	BB	HBP	SO	GDP	OB%	SF	SH	SB
Groh, D.	.464	24	-	156	11	26	5	2	0	21	35	.625	5	0	3	-	-	-	3	0-0
Harris, J.	.363	56	-	582	51	66	7	4	7	43	102	.560	43	1	23	-	-	-	6	8-10
Stassi, J.	.362	61	-	229	55	83	13	5	11	62	139	.607	19	1	10	-	-	-	6	0-0
Farano, D.	.360	55	-	189	41	68	13	3	6	43	105	.556	17	0	17	-	-	-	0	5-6
Ferguson, J.	.351	52	-	134	30	47	2	4	2	23	57	.425	14	0	17	-	-	-	4	4-5
Brandon, W.	.349	42	-	106	20	37	9	2	2	20	54	.509	9	1	12	-	-	-	2	1-0
Zunini, P.	.330	41	-	109	27	36	5	0	2	21	47	.431	16	3	10	-	-	-	2	0-1
Pappas, J.	.463	39	-	67	21	22	6	0	1	13	31	.463	13	1	16	-	-	-	3	1-1
Williams, M.	.328	48	-	137	34	45	3	2	3	23	61	.445	13	2	25	-	-	-	2	4-7
Grubb, A.	.314	56	-	152	35	48	8	4	4	38	76	.497	12	0	17	-	-	-	5	4-6
Miller, A.	.308	57	-	159	42	49	6	5	0	35	65	.409	29	2	21	-	-	-	8	7-9
Noreen, B.	.300	37	-	80	15	24	2	1	15	36	.450	10	0	12	-	-	-	1	1-2	
Moreno, F.	.294	58	-	197	40	58	6	5	2	29	80	.406	26	2	13	-	-	-	12	6-8
Campbell, G.	.267	32	-	60	9	16	6	4	0	6	20	.333	12	0	20	-	-	-	2	0-0
Warner, J.	.261	56	-	153	31	40	6	2	2	25	56	.366	10	3	24	-	-	-	1	3-4
Others	.500	4	-	2	1	0	0	0	0	1	500	0	0	0	-	-	-	0	0-0	
Totals	.331	61	-	2013	463	666	98	39	41	417	965	.479	249	16	240	-	-	-	5744-59	
Opponents	.318	61	-	2027	360	644	118	27	43	324	945	.466	231	22	332	-	-	-	4954-80	


Player	ERA	W-L	AP	GS	CG	SHO	CBO	SV	IP	H	R	ER	BB	SO	OP/BA	WP	HB	BK	
Anderson, D.	4.29	6-5	17	12	7	-	-	1	94.1	96	53	45	38	77	-	-	1	5	-
Groh, D.	4.64	5-7	18	15	6	-	-	2	99.0	133	72	51	41	69	-	-	3	3	-
Wolfe, K.	5.03	2-1	19	1	0	-	-	1	39.1	60	32	22	12	11	-	-	0	2	-
Brunet, R.	5.05	4-3	17	2	1	-	-	2	51.2	74	37	29	31	31	-	-	0	2	-
Kuzminski, B.	5.18	7-3	19	11	3	-	-	2	73.0	90	51	42	46	58	-	-	0	4	-
Nady, J.	5.40	1-2	10	1	0	-	-	0	11.2	18	11	7	7	6	-	-	1	0	-
Travers, S.	6.16	6-5	16	12	3	-	-	0	61.1	74	47	42	30	40	-	-	6	4	-
Shrope, G.	7.97	4-1	16	7	1	-	-	0	49.2	76	48	44	20	34	-	-	3	0	-
Others	7.45	0-0	6	0	0	-	-	0	12.1	23	18	14	6	6	-	-	2	2	-
Totals	5.41	35-26	61	61	21	-	-	3	492.1	644	369	296	231	332	-	-	16	22	-
Opponents	7.14	26-35	61	61	17	-	-	3	468.2	666	463	372	249	240	-	-	43	16	-

1982 Nevada Wolf Pack Baseball

Record: 25-25 Home: 15-12 Away: 10-13 NCBA: 13-20

Player	AVG	GP	GS	AB	R	H	2B	3B	HR	RBI	TB	SLG%	BB	HBP	SO	GDP	OB%	SF	SH	SB
Puzey, J.	.413	30	-	63	10	26	5	0	0	10	31	.492	7	2	5	-	-	-	1	0-0
Stassi, J.	.403	49	-	191	39	77	17	4	4	38	114	.597	27	0	7</					

YEAR-BY-YEAR STATISTICS



Andy Dominique

1985 Nevada Wolf Pack Baseball

Record: 26-26 *Home:* 14-11 *Away:* 12-15 *WCAC:* 11-13

Player	AVG	GP	GS	AB	R	H	2B	3B	HR	RBI	TB	SLG%	BB	HBP	SO	GDP	OB%	SF	SH	SB
Puccinelli, G.	.395	40	37	119	35	47	4	1	3	34	62	.521	21	2	24	-	-	3	1	4-6
Higgins, T.	.392	52	51	181	51	71	10	4	9	44	116	.641	25	8	20	-	-	0	0	5-6
Puzey, J.	.374	51	51	171	48	64	12	2	2	28	86	.503	29	10	12	-	-	1	1	1-2
Sherman, B.	.333	51	50	180	40	60	4	5	6	45	92	.511	29	3	29	-	-	2	2	6-12
Thomas, S.	.333	13	2	12	2	4	2	0	0	5	6	.500	2	0	4	-	-	0	0	0-1
Richie, R.	.322	52	52	205	53	66	10	7	8	40	114	.556	29	0	20	-	-	0	0	1-4
Bradford, L.	.304	39	28	125	23	38	3	1	1	20	46	.368	11	0	17	-	-	1	0	5-6
Lawrence, J.	.294	44	30	119	19	35	10	2	1	20	52	.437	10	5	22	-	-	0	5	0-0
Preciado, J.	.290	33	29	100	21	29	7	1	0	14	38	.380	13	2	22	-	-	0	1	0-2
Bolt, J.	.280	46	44	143	17	40	10	0	1	38	53	.371	14	4	22	-	-	1	1	2-8
Baker, M.	.273	47	42	143	32	39	5	2	0	23	48	.336	20	4	23	-	-	3	310	1-11
Hewitt, B.	.259	15	7	27	5	7	3	0	0	4	10	.370	3	1	10	-	-	0	0	0-1
Fleiner, M.	.235	13	3	17	4	4	1	0	0	0	5	.294	4	0	6	-	-	0	0	0-0
Pringle, J.	.231	15	0	13	2	3	3	0	0	1	6	.462	0	0	6	-	-	0	0	0-0
Bloomfield, T.	.212	46	43	132	28	66	1	2	24	42	.318	.28	1	37	-	-	2	2	2-4	
Pitchers	.333	-	-	6	3	2	1	0	0	1	-	-	2	0	3	-	-	0	0	0-0
Totals	.317	52	52	1693	383	537	91	26	33	341	779	.460	240	40	277	-	-	13	1636	63
Opponents	.335	52	52	1734	394	581	97	15	59	339	885	.510	207	16	253	-	-	21	1322	55

Player	ERA	W-L	AP	GS	CG	SHO	CBO	SV	IP	H	R	ER	BB	SO	OP/BA	WP	HB	BK
Yamaoka, G.	5.23	7-6	19	16	8	-	-	0	105.0	150	88	61	29	46	-	0	4	-
Higgins, T.	5.37	5-4	13	10	4	-	-	0	67.2	107	63	41	26	45	-	3	1	-
Smith, A.	6.21	6-9	18	11	6	-	-	0	95.2	124	89	66	47	61	-	3	7	-
Bloomfield, T.	0.00	0-0	2	0	0	-	-	0	1.2	0	0	0	1	3	-	0	0	-
Richie, R.	5.86	1-1	8	5	1	-	-	0	35.1	39	34	23	28	39	-	1	1	-
Marable, D.	7.03	3-5	17	7	0	-	-	1	56.1	83	57	44	30	26	-	1	1	-
Griffin, R.	7.41	1-1	8	3	0	-	-	0	17.0	19	20	14	20	16	-	3	1	-
Starchuk, G.	8.59	0-0	2	0	0	-	-	0	7.1	12	8	7	2	1	-	0	0	-
Hovey, L.	10.45	3-0	16	0	0	-	-	0	20.2	41	31	24	19	14	-	3	1	-
Givani, B.	18.00	0-0	2	0	0	-	-	0	2.0	5	4	4	4	1	-	0	0	-
Totals	6.24	26-26	52	52	19	-	-	1	409.2	580	394	284	206	252	-	14	16	-
Opponents	6.57	26-26	52	52	14	-	-	4	409.1	538	382	299	238	280	-	20	32	-

1986 Nevada Wolf Pack Baseball

Record: 24-25 *Home:* 14-7 *Away:* 10-13 *Neutral:* 0-5 *WCAC:* 11-9

Player	AVG	GP	GS	AB	R	H	2B	3B	HR	RBI	TB	SLG%	BB	HBP	SO	GDP	OB%	SF	SH	SB
Richie, R.	.407	46	46	162	50	66	15	4	6	48	107	.660	35	1	17	-	-	5	0	13-17
Baker, M.	.381	49	49	194	50	74	5	2	3	31	92	.474	20	2	15	-	-	1	8	9-14
Bradford, L.	.368	47	47	182	56	67	6	2	0	23	77	.423	29	2	17	-	-	1	5	17-21
Anderson, S.	.350	49	49	183	36	64	11	6	4	53	99	.541	16	6	23	-	-	4	1	11-15
Serrato, J.	.308	45	42	146	30	45	6	0	11	45	84	.575	19	4	27	-	-	1	1	1-1
Berry, J.	.296	26	17	54	13	16	1	1	0	8	19	.352	9	2	8	-	-	0	1	1-1
Bates, M.	.291	45	41	141	17	41	7	3	1	25	57	.404	18	2	11	-	-	5	2	3-5
Puccinelli, G.	.279	48	46	165	32	46	10	2	5	37	75	.455	28	1	36	-	-	2	2	3-5
Soder, T.	.233	39	32	90	21	21	2	2	0	12	27	.300	21	3	12	-	-	1	4	5-6
Hill, T.	.209	45	44	153	22	32	4	0	2	17	42	.275	14	3	32	-	-	3	1	1-3
Ugalde, M.	.196	25	14	46	11	9	1	0	0	3	10	.217	8	0	13	-	-	0	2	0-0
Preciado, J.	.179	24	13	56	3	10	0	0	0	2	10	.179	1	2	12	-	-	0	0	0-0
Others	.353	5	5	17	2	6	1	0	0	2	7	.412	0	0	2	-	-	0	1	1-1
Totals	.313	49	49	1589	343	497	69	22	32	306	706	.444	218	28	225	-	-	13	22	65-89
Opponents	.266	49	49	1532	330	407	71	12	39	284	619	.404	309	35	306	-	-	21	22	50-92

Player	ERA	W-L	AP	GS	CG	SHO	CBO	SV	IP	H	R	ER	BB	SO	OP/BA	WP	HB	BK
Titchener, M.	3.86	5-1	8	7	1	-	-	0	49.0	54	36	21	28	31	-	0	3	-
Persson, E.	3.97	0-0	9	0	0	-	-	0	11.1	10	7	5	16	10	-	3	2	-
Fitzpatrick, J.	4.20	5-2	12	3	0	-	-	0	40.2	29	29	19	35	26	-	0	3	-
Vincent, T.	5.02	3-5	14	9	1	-	-	1	61.0	53	48	34	38	37	-	5	2	-
Nennenfent, H.	5.19	2-2	13	6	0	-	-	0	34.2	40	29	20	21	23	-	0	2	-
Barry, J.	5.20	4-10	16	16	6	-	-	1	91.2	85	72	53	88	104	-	8	8	-
Malcolm, R.	5.79	0-0	10	0	0	-	-	0	9.1	9	7	6	10	6	-	3	2	-
Kroencke, N.	6.52	1-0	13	1	0	-	-	1	19.1	24	18	14	19	15	-	1	5	-
Houser, C.	6.91	4-3	12	8	1	-	-	0	41.2	51	42	32	28	31	-	3	3	-
Sabatine, F.	8.62	0-1	18	0	0	-	-	2	15.2	20	17	15	12	10	-	1	3	-
Manning, D.	10.13	0-0	11	0	0	-	-	0	16.0	28	22	18	13	13	-	3	2	-
Sparks, R.	13.50	0-1	1	1	0	-	-	0	2.0	4	3	3	3	0	-	0	0	-
Totals	5.51	24-25	49	49	9	-	-	5	392.1	407	330	240	309	306	-	27	35	-
Opponents	6.25	25-23	49	49	14	-	-	2	397.1	497	343	276	218	225	-	20	28	-

1987 Nevada Wolf Pack Baseball

Record: 24-29-1 *Home:* 11-14-1 *Away:* 13-15 *WCAC:* 8-14-1

Player	AVG	GP	GS	AB	R	H	2B	3B	HR	RBI	TB	SLG%	BB	HBP	SO	GDP	OB%	SF	SH	SB	
Richie, R.	.389	51	50	175	50	68	18	9	9	54	131	.749	42	2	16	-	-	545	3	0	20-26
Bosco, M.	.360	53	52	189	58	68	12	2	4	28	96	.508	38	2	16	-	-	547	2	0	13-19
Henson, D.	.336	42	36	119	23	40	14	0	2	17	60	.504	28	0	24	-	-	517	1	0	3-8
Anderson, S.	.329	54	54	213	36	70	14	0	7	53	105	.493	13	3	26	-	-	436	5	2	12-17
Crown, M.	.296	49	41	152	21	45	10	1	4	24	69	.454	19	3	23	-	-	466	2	2	1-4
Angotti, D.	.294	47	40	143	23	42	9	1	4	28	85	.455	20	1	25	-	-	462	2	3	5-7
Serrato, J.	.271	46	41	140	21	38	5	2	1	22	50	.357	18	2	28	-	-	436	0	3	2-3
Thomas, S.	.260	25	14	50	5	13	1	0	1	9	17	.340	5	0	11	-	-	397	1	1	0-1
Bradford, L.	.253	52	51	170	39	43	8	1	1	17	56	.329	34	3	26	-	-	433	1	10	18-22
Barry, J.	.250	7	4	12	6	3	0	0	0	2	3	.250	4	0	2	-	-	500	0	0	0-0
Telles, G.	.250	30	18	60	6	15	2	1	0	3	19	.317	1	0	7	-	-	359	0	3	1-2
DeRicco, J.	.204	27	16	54	4	11	4	0	0	11	15	.278	17	0	11	-	-	465	0	1	1-1
Gaudette, D.	.203	48	39	118	17	24	3	0	0	5	27	.229	16	1	18	-	-	336	2	3	2-5
Sodee, T.	.194	30	6	31	8	6	2	0	0	6	8	.258	5	0	6	-	-	361	0	0	0-0
Sharp, R.	.179	13	8	28	1	5	1	0	1	5	9	.321	3	0	3	-	-	235	0	3	0-0
Miller, N.	.178	28	12	45	8	8	1	0	3	11	24	.6	3	9	-	-	357	2	0	1-1	

YEAR-BY-YEAR STATISTICS

1989 Nevada Wolf Pack Baseball

Record: 30-28 WCC: 12-12

Player	AVG	GP	GS	AB	R	H	2B	3B	HR	RBI	TB	SLG%	BB	HBP	SO	GDPOB%	SF	SH	SB
DeRicco, J.	.377	58	58	204	56	77	21	3	11	50	137	.672	44	3	31	-	-	3	10-12
Gaudette, D.	.360	55	53	172	31	62	14	1	5	42	93	.541	30	1	28	-	-	4	3
Nettini, R.	.353	53	51	201	52	71	18	4	5	57	112	.557	17	1	33	-	-	1	6-7
Angotti, D.	.338	55	55	204	49	69	12	3	8	57	111	.544	31	2	30	-	-	2	0
Stevenson, J.	.330	53	47	200	38	66	13	0	2	17	85	.425	25	1	25	-	-	0	4
Olsen, S.	.310	17	11	42	6	13	2	0	1	11	18	.429	6	2	6	-	-	1	0
Barry, J.	.305	58	57	220	55	67	12	1	0	25	81	.368	29	4	20	-	-	3	1
Davis, J.	.274	24	18	62	9	17	1	1	0	8	20	.323	5	4	11	-	-	2	3
Pitkin, D.	.265	50	50	181	31	48	9	1	1	28	62	.343	23	2	18	-	-	2	8-12
Vigil, B.	.265	47	46	166	31	44	7	2	2	29	61	.367	29	1	50	-	-	0	1
Rawlins, S.	.241	48	42	137	18	33	5	1	2	24	46	.336	14	1	29	-	-	0	12
Sullivan, S.	.211	18	1	19	5	4	0	0	0	4	211	2	0	0	6	-	-	0	0-0
Oberg, D.	.156	34	12	64	10	10	2	1	1	9	17	.266	10	3	23	-	-	0	1
DeRicco, J.	.077	11	9	26	4	2	0	0	0	2	077	8	0	10	0	-	-	1	1
Perryman, J.	.063	5	4	16	1	1	1	0	0	1	125	3	0	5	-	-	-	0	0-0
Others	.273	9	7	22	6	6	2	0	0	2	8	.364	7	3	0	-	-	0	0-0
Totals	.305	58	58	1936	402	590	119	18	38	366	859	.444	283	28	322	-	-	19	32
Opponents	.286	58	58	1904	384	544	92	20	37	301	787	.413	300	25	356	-	-	20	13

1990 Nevada Wolf Pack Baseball

Record: 31-22 WCC: 15-12

Player	AVG	GP	GS	AB	R	H	2B	3B	HR	RBI	TB	SLG%	BB	HBP	SO	GDPOB%	SF	SH	SB
Rawlins, S.	.373	50	47	166	33	62	11	0	7	42	94	.566	11	2	16	-	-	1	3
Patterson, J.	.367	53	53	218	49	80	18	5	7	52	129	.592	21	3	22	-	-	5	2
Gaudette, D.	.338	49	43	160	38	54	11	4	3	27	82	.512	23	1	20	-	-	0	312-17
Pro, J.	.327	45	45	165	42	54	10	3	1	30	73	.442	26	3	13	-	-	3	1
Olds, R.	.326	50	47	190	55	62	4	7	7	42	101	.532	28	6	42	-	-	1	2
DeRicco, J.	.320	33	33	103	39	33	11	2	2	31	54	.524	40	5	22	-	-	3	1
Durazo, A.	.316	18	3	19	6	6	0	1	0	4	8	.421	10	0	7	-	-	0	0-0
Nettini, R.	.314	51	49	185	42	58	13	5	2	55	87	.470	30	4	25	-	-	2	7-8
Jackson, D.	.302	44	39	149	37	45	4	2	2	23	59	.396	25	2	31	-	-	2	3
Vinaccia, J.	.260	27	9	50	13	13	0	0	2	14	280	11	1	13	-	-	0	0	
Bonfigli, D.	.252	49	48	147	29	37	4	0	1	20	44	.299	36	0	34	-	-	1	6
Sullivan, S.	.250	17	4	28	7	7	0	0	0	4	7	.250	2	3	6	-	-	0	0-1
Densley, D.	.246	24	14	57	7	14	4	0	1	16	21	.368	10	1	14	-	-	2	0
Vigil, B.	.243	23	18	70	11	17	4	1	0	8	23	.329	10	0	8	-	-	0	4-5
Mortenson, C.	.186	31	7	43	6	8	0	0	0	3	8	.186	5	1	5	-	-	0	2
Rubey, P.	.153	22	16	59	8	9	0	0	0	9	153	5	1	5	-	-	0	2	
McCarthy, D.	.100	16	2	10	1	1	0	0	0	1	100	2	0	4	-	-	0	1	
Cintora, I.	.000	1	0	1	0	0	0	0	0	0	0	.000	0	0	0	-	-	0	0-0
Others	.000	3	0	7	18	0	0	0	0	0	0	.000	1	0	1	-	-	0	1
Totals	.307	55	55	1827	441	560	95	30	43	368	814	.446	298	32	296	-	-	20	2767-98
Opponents	.283	55	55	1804	325	511	79	13	42	293	742	.411	231	30	318	-	-	20	1368-97

Player	ERA	W-L	AP	GS	CG	SHO	CBO	SV	IP	H	R	ER	BB	SO	OP/BA	WP	HB	BK
Nettini, R.	2.93	7-3	16	15	5	-	-	1	104.1	92	45	34	51	86	-	2	4	-
Jackson, D.	4.00	1-0	6	0	0	-	-	0	9.0	7	5	4	7	3	-	0	0	-
Marchand, D.	5.43	4-3	20	6	1	-	-	1	66.1	81	46	40	38	55	-	4	5	-
Turnier, A.	5.47	3-3	10	10	1	-	-	0	49.1	64	37	30	23	28	-	5	6	-
Cintora, I.	5.55	8-1	22	10	2	-	-	1	86.0	92	55	53	43	68	-	5	3	-
Densley, D.	7.53	0-0	8	0	0	-	-	1	14.1	16	14	12	8	6	-	2	0	-
Pro, J.	7.61	3-6	12	7	1	-	-	0	47.1	57	42	40	22	23	-	3	8	-
Harden, H.	7.91	4-4	14	5	0	-	-	3	52.1	62	49	46	27	32	-	6	1	-
Van Tress, D.	9.00	1-2	18	0	0	-	-	4	23.0	37	27	23	10	17	-	2	3	-
Others	33.75	0-0	1	0	0	-	-	0	1.1	3	5	5	1	1	-	0	0	-
Totals	5.70	31-22	55	55	10	-	-	11	453.1	511	325	287	234	319	-	29	30	-
Opponents	7.17	22-31	55	55	6	-	-	3	450.1	560	422	359	301	294	-	29	31	-

1991 Nevada Wolf Pack Baseball

Record: 24-33 Home: 18-13 Away: 6-20 WCC: 10-25

Player	AVG	GP	GS	AB	R	H	2B	3B	HR	RBI	TB	SLG%	BB	HBP	SO	GDPOB%	SF	SH	SB
Bonfigli, D.	.366	52	49	153	30	56	6	1	0	21	64	.418	18	3	19	-	-	.447	1
Olds, R.	.322	50	46	146	28	47	13	1	2	18	68	.466	20	2	24	-	-	.410	6
Pendgraft, B.	.322	51	48	143	18	46	6	4	1	30	63	.441	17	0	28	-	-	.440	2
Roach, P.	.315	57	56	203	36	64	20	3	4	31	102	.502	19	3	36	-	-	.417	1
Pro, J.	.313	50	47	163	27	51	6	4	2	51	71	.436	17	6	10	-	-	.421	2
Patterson, J.	.295	57	56	183	38	54	7	6	11	41	106	.579	32	2	11	-	-	.429	3
Howard, P.	.265	24	14	49	6	13	1	0	0	6	14	.286	4	1	9	-	-	.352	0
Vinaccia, J.	.259	37	21	85	15	22	2	0	0	11	24	.282	12	0	10	-	-	.378	1
Rawlins, S.	.248	54	47	153	32	38	10	1	4	22	62	.405	18	5	21	-	-	.365	1
Salazar, T.	.232	40	29	99	20	23	5	1	0	8	30	.303	17	1	22	-	-	.402	1
Mortenson, C.	.231	30	9	52	4	12	0	0	0	7	12	.231	4	1	17	-	-	.310	0
Enochson, H.	.227	41	23	88	11	20	4	0	1	8	27	.307	10	2	22	-	-	.365	0
Hunt, K.	.222	39	26	90	12	20	4	0	0	11	24	.267	12	0	16	-	-	.350	0
Christy, S.	.145	47	37	117	13	17	4	0	2	11	27	.231	11	5	46	-	-	.266	2

Sullivan, S.	.087	17	4	23	3	2	0	0	0	0	0	.087	2	1	7	-	-	.179	0
Olsen, S.	.000	1	0	1	0	0	0	0	0	0	0	.000	0	0	0	-	-	.000	0
Others	.000	6	0	5	0	0	0	0	0	0	0	.000	3	0	4	-	-	.500	0
Totals	.277	57	57	1753	293	485	88	21	27	253	696	.397	216	32	302	-	-	.391	20
Opponents	.301	57	57	1858	376	560	88	8	36	319	772	.416	249	3					

YEAR-BY-YEAR STATISTICS

1993 Nevada Wolf Pack Baseball

Record: 28-19-1 BWC: 7-14

Player	AVG	GP	GS	AB	R	H	2B	3B	HR	RBI	TB	SLG%	BB	HBPSO	GDP	OB%	SF	SH	SB	
Prieto, C.	.353	48	-	190	61	67	10	9	4	27	-	.563	34	4	18	-	.461	0	1	35-38
Singleton, C.	.348	47	-	184	40	64	10	4	2	34	-	.478	16	0	23	-	.390	5	2	21-27
Lewis, M.	.325	48	-	157	34	51	11	3	3	42	-	.490	33	10	11	-	.454	7	2	4-10
DeBoer, P.	.316	30	-	57	10	18	5	0	1	9	-	.456	2	0	10	-	.333	1	2	0-3
Johns, M.	.310	26	-	58	17	18	5	0	1	13	-	.448	8	0	9	-	.394	0	1	2-1
Moreno, E.	.308	46	-	159	31	49	6	1	3	38	-	.415	25	2	16	-	.400	4	2	7-8
Slayton, S.	.297	39	-	128	26	38	9	2	6	28	-	.539	17	0	17	-	.374	2	3	1-2
Torres, J.	.287	38	-	101	25	29	8	0	2	15	-	.426	16	6	21	-	.408	2	2	2-3
Range, J.	.287	36	-	101	22	29	4	0	3	16	-	.416	5	3	18	-	.339	0	1	0-3
Bonfigli, D.	.286	47	-	154	22	44	8	0	1	32	-	.357	22	2	11	-	.376	3	3	4-11
Turri, J.	.269	30	-	52	12	14	3	0	0	9	-	.327	7	3	6	-	.381	1	0	1-2
Schroeder, M.	.265	41	-	113	21	30	6	0	3	24	-	.398	16	3	23	-	.368	1	0	1-1
Lake, K.	.241	20	-	29	6	7	2	1	1	7	-	.483	2	0	5	-	.290	0	0	1-1
D'Amra, M.	.220	19	-	41	5	9	2	0	1	7	-	.341	3	2	9	-	.298	1	1	0-1
Wilson, T.	.217	39	-	69	14	15	1	0	1	7	-	.261	18	1	14	-	.386	0	1	5-8
Other	.148	13	-	27	3	4	1	0	0	4	-	.185	0	0	10	-	.172	1	0	0-0
Totals	.391	48	-	1620	349	486	91	21	31	312	-	.440	225	36	221	-	.391	28	21	84-119
Opponents	.285	48	-	1637	259	466	82	6	46	231	-	.426	167	20	298	-	.356	11	20	39-69

Player	ERA	W-L	AP	GS	CG	SHO	CBO	SV	IP	H	R	ER	BB	SO	OP/BA	WP	HB	BK
Lagattuta, R.	1.78	2-0	12	-	-	-	-	2	30.1	24	9	6	8	18	.222	3	1	0
Canfield, J.	2.08	1-0	18	-	-	-	-	4	21.2	24	10	5	13	10	.279	0	0	0
Lake, K.	3.80	5-3	13	-	-	-	-	0	64.0	64	35	27	36	32	.277	2	1	0
Moore, J.	4.15	0-1	11	-	-	-	-	1	17.1	19	11	8	9	10	.284	1	2	0
Grenert, G.	4.42	4-7	15	-	-	-	-	0	97.2	114	61	48	23	84	.291	9	5	1
Patton, J.	4.45	7-5	16	-	-	-	-	1	87.0	88	48	43	33	77	.272	5	5	0
Walkiewicz, B.	5.87	1-0	5	-	-	-	-	0	7.2	6	6	5	1	3	.200	0	2	0
Kosman, C.	6.10	7-3	14	-	-	-	-	0	82.2	109	63	56	34	54	.322	5	3	1
Doyle, S.	9.00	1-0	3	-	-	-	-	0	4.0	5	4	4	4	1	.313	0	1	0
Rogers, J.	9.39	0-0	7	-	-	-	-	0	7.2	11	9	8	5	8	.314	2	0	0
Piwonski, A.	27.00	0-0	1	-	-	-	-	0	1.2	2	3	3	1	1	.400	0	0	0
Others	0.00	0-0	2	-	-	-	-	0	1.0	0	0	0	0	0	.000	0	0	0
Totals	4.54	28-19	48	-	-	-	-	8	422.2	466	259	213	167	298	.285	27	20	2
Opponents	6.54	19-29	48	-	-	-	-	6	411.1	486	349	299	225	221	.300	41	36	7

1994 Nevada Wolf Pack Baseball

Record: 41-15 Home: 22-8 Away: 14-4 Neutral: 5-3 BWC: 16-5

Player	AVG	GP	GS	AB	R	H	2B	3B	HR	RBI	TB	SLG%	BB	HBPSO	GDP	OB%	SF	SH	SB	
Garcia, N.	.382	46	45	170	54	65	22	0	6	50	-	.618	34	8	17	-	.498	3	8	23-29
Johnson, J.	.374	50	46	190	66	71	7	4	0	29	-	.453	31	1	20	-	.464	0	6	23-29
Lewis, M.	.372	56	55	226	74	84	17	1	10	63	-	.588	35	12	17	-	.475	3	6	8-16
D'Amra, M.	.364	12	1	11	3	4	1	0	0	2	-	.455	0	2	3	-	.462	0	1	0-0
Drizos, J.	.354	56	55	212	55	75	25	1	6	49	-	.566	35	7	41	-	.457	2	3	3-3
Slayton, S.	.347	54	53	193	48	67	13	2	10	54	-	.591	37	7	21	-	.463	3	2	4-6
Schroeder, M.	.331	53	52	169	34	56	14	1	4	48	-	.497	47	6	30	-	.480	5	2	4-6
Kory, K.	.329	46	38	140	29	46	12	1	5	32	-	.536	12	3	25	-	.386	3	5	2-7
Dominique, A.	.317	56	56	205	40	65	6	1	8	49	-	.473	28	11	47	-	.423	2	2	1-5
Hunt, K.	.286	23	4	28	2	8	0	0	1	4	-	.357	5	0	7	-	.394	0	0	1-1
Taylor, J.	.284	41	25	102	22	29	2	0	1	12	-	.333	7	11	20	-	.288	1	2	5-10
Wilson, T.	.261	48	34	115	31	30	8	2	1	26	-	.391	18	4	13	-	.377	1	3	5-10
Basoco, A.	.238	42	27	101	20	24	5	1	2	15	-	.366	6	4	29	-	.306	0	1	2-5
Brown, D.	.178	45	9	45	8	8	0	0	0	10	-	.178	7	1	16	-	.286	3	2	2-2
Turri, J.	.111	25	3	27	6	4	2	0	0	5	-	.185	4	0	8	-	.219	1	0	0-0
Johns, M.	.059	17	1	17	5	1	0	0	0	2	-	.059	2	1	9	-	.190	1	0	1-1
Totals	.326	56	56	1951	497	636	134	15	53	450	-	.492	308	78	323	-	.432	28	43	70-111
Opponents	.280	56	56	1986	348	556	93	8	54	304	-	.416	242	38	355	-	.366	17	33	49-76

Player	ERA	W-L	AP	GS	CG	SHO	CBO	SV	IP	H	R	ER	BB	SO	OP/BA	WP	HB	BK
D'Amra, M.	0.00	0-0	1	0	0	-	-	0	0.1	0	0	0	1	1	-	-	0	-
Lake, K.	3.80	11-4	17	16	4	-	-	0	111.1	119	61	47	32	76	-	-	4	-
Walkiewicz, B.	4.22	1-0	11	0	0	-	-	0	10.2	20	8	5	3	8	-	-	6	-
Garza, C.	4.42	2-0	9	3	0	-	-	0	18.1	20	15	9	10	14	-	-	7	-
Patton, J.	4.58	6-2	17	15	1	-	-	0	90.1	93	54	46	45	75	-	-	8	-
Lagattuta, R.	4.76	4-3	28	0	0	-	-	6	45.1	50	32	24	24	38	-	-	3	-
Post, B.	4.89	10-1	18	16	0	-	-	1	105.0	132	75	57	27	57	-	-	6	-
Wells, M.	4.99	4-2	24	5	0	-	-	1	48.2	48	41	27	47	35	-	-	4	-
Rogers, J.	5.11	0-1	22	0	0	-	-	6	24.2	22	25	14	21	23	-	-	1	-
Clark, D.	5.16	2-2	20	0	0	-	-	0	29.2	34	21	17	20	22	-	-	3	-
Piwonski, A.	5.65	1-0	12	0	0	-	-	0	14.1	18	15	9	9	6	-	-	2	-
Totals	4.62	41-15	56	56	5	-	-	14	499.0	556	348	256	242	355	-	-	38	-
Opponents	7.80	15-41	56	56	5	-	-	1	479.0	636	497	415	308	323	-	-	78	-

1995 Nevada Wolf Pack Baseball

Record: 35-18 Home: 14-6 Away: 14-7 Neutral: 7-5 BWC: 12-9

Player	AVG	GP	GS	AB	R	H	2B	3B	HR	RBI	TB	SLG%	BB	HBPSO	GDP	OB%	SF	SH	SB	
Zamora, D.	1.000	1	0	1	0	1	0	0	0	1	1.000	0	0	0	0	1.000	0	0	0-0	
Jackson, W.	.351	53	53	211	56	74	17	5	5	40	116	.550	30	5	27	4	.440	2	610-14	
Briones, C.	.346	53	51	214	44	74	12	2	11	60	123	.575	19	3	34	6	.405	1	2	0-2
Wilson, T.	.336	53	32	131	37	44	10	1	1	18	59	.450	27	4	23	3	.460	1	4	3-9
Erwin, M.	.333																			

YEAR-BY-YEAR STATISTICS



Eric Strelman

1997 Nevada Wolf Pack Baseball

Record: 39-21 **Home:** 13-5 **Away:** 22-12 **Neutral:** 4-4 **BWC:** 20-10

Player	AVG	GP	GS	AB	R	H	2B	3B	HR	RBI	TB	SLG%	BB	HBP	SO	GDP	OB%	SF	SH	SB
Martin, J.	.365	40	33	148	36	54	4	4	0	20	66	.446	13	3	24	-	.427	0	416	16
Uhlman, J.	.358	54	54	201	51	72	17	0	8	52	113	.562	13	12	24	-	.415	8	8	3-5
Hanna, T.	.357	59	57	235	47	84	13	0	4	53	109	.464	26	11	47	-	.438	4	6	3-8
Dominique, A.	.357	60	60	241	80	86	14	0	30	96	190	.788	40	13	45	-	.465	6	0	6-8
Overbay, L.	.342	60	60	260	57	89	18	4	7	67	136	.523	31	2	54	-	.414	2	4	7-10
Miller, C.	.337	58	56	199	67	67	10	1	13	47	118	.593	27	25	32	-	.470	2	9	2-3
Kahl, C.	.333	32	17	81	22	27	4	1	2	15	39	.481	9	5	17	-	.423	2	1	3-3
Ingllett, J.	.332	56	52	202	57	67	11	1	3	34	89	.441	42	12	39	-	.464	5	7	6-8
Johnson, G.	.323	60	60	248	62	80	19	2	12	70	139	.560	23	19	39	-	.412	6	3	6-9
Price, D.	.300	12	7	30	4	9	0	1	2	8	17	.567	2	1	7	-	.353	1	2	1-1
Brown, D.	.297	58	47	165	59	49	12	2	5	50	80	.485	22	18	47	-	.426	4	6	3-6
Foster, T.	.270	37	28	122	27	33	4	1	1	19	42	.344	9	1	27	-	.321	2	2	4-6
Smith, J.	.250	2	1	4	0	1	0	0	0	0	1	.250	1	1	1	-	.500	0	0	1-1
Walters, R.	.200	4	1	5	2	1	1	0	0	2	400	2	0	2	-	.429	0	0	0-0	
Sellers, L.	.136	27	5	22	11	3	0	0	0	1	3	.136	3	2	11	-	.286	1	2	1-1
Ferrell, J.	.000	3	2	7	0	0	0	0	0	0	0	.000	1	0	3	-	.125	0	0	0-0
Totals	.333	60	60	2170	582	722	127	17	87	532	1144	.527	264	125	419	-	.429	43	5462	85
Opponents	.327	60	60	2184	463	714	110	7	81	417	1081	.495	250	60	412	-	.407	19	2836	78

Player	ERA	W-L	AP	GS	CG	SHO	CO	SV	IP	H	R	ER	BB	SO	OP/BA	WP	HB	BK
Drakulich, L.	4.46	2-1	27	0	0	-	6	40.1	55	33	20	20	40	-	2	6	-	
Church, R.	4.74	6-5	17	14	2	-	1	79.2	92	59	42	35	48	-	2	8	-	
Sigafoos, C.	4.91	0-1	5	1	0	-	0	7.1	9	6	4	4	5	-	2	0	-	
Husted, B.	5.02	8-1	15	15	2	-	0	89.2	107	61	50	39	64	-	4	11	-	
Albin, S.	5.82	1-2	15	0	0	-	0	21.2	27	18	14	13	27	-	3	0	-	
Marcus, C.	6.49	6-2	19	9	0	-	1	61.0	84	55	44	38	45	-	13	5	-	
Brink, J.	6.56	6-2	19	10	0	-	1	81.0	110	76	59	35	68	-	8	7	-	
Kenny, J.	7.09	5-3	20	5	0	-	3	59.2	82	58	47	15	45	-	2	8	-	
Zappin, G.	7.11	3-2	16	5	0	-	4	44.1	69	39	35	20	36	-	4	6	-	
Whitley, L.	8.68	1-0	4	1	0	-	0	9.1	17	11	9	7	6	-	1	0	-	
Sullivan, J.	10.62	1-2	15	0	0	-	0	20.1	36	25	24	11	15	-	2	7	-	
Orme, J.	10.80	0-0	5	0	0	-	0	5.0	9	6	6	3	5	-	0	1	-	
Pearson, D.	13.03	0-0	7	0	0	-	0	9.2	17	16	14	10	8	-	4	1	-	
Totals	6.24	39-21	60	60	4	-	-	16	529.0	714	463	367	250	412	-	47	60	-
Opponents	8.07	21-39	60	60	3	-	-	7	525.1	722	582	471	264	419	-	59	125	-

1998 Nevada Wolf Pack Baseball

Record: 31-22 **Home:** 15-4 **Away:** 12-16 **Neutral:** 4-2 **BWC:** 17-10

Player	AVG	GP	GS	AB	R	H	2B	3B	HR	RBI	TB	SLG%	BB	HBP	SO	GDP	OB%	SF	SH	SB
Glover, J.	1.000	1	0	1	1	1	0	0	1	1.000	0	0	0	0	-	1.000	0	0	0	0-0
Foster, T.	.500	3	1	4	1	2	2	0	0	2	4	1.000	2	0	0	-	.667	0	1	0-0
Miller, C.	.377	53	53	191	77	72	12	1	14	63	128	.670	29	29	31	-	.514	4	4	4-7
Ingllett, J.	.364	39	38	162	58	59	10	3	5	40	90	.556	27	6	20	-	.469	1	7	8-9
Carson, G.	.352	52	52	216	76	76	23	0	15	67	144	.667	44	5	32	-	.466	3	1	0-1
Price, D.	.343	45	43	166	43	57	12	1	13	58	110	.663	16	10	33	-	.430	1	0	1-2
Overbay, L.	.338	53	53	225	81	76	14	3	14	85	138	.613	33	8	34	-	.429	7	1	2-2
Martin, J.	.336	53	53	220	68	74	7	4	2	39	95	.432	33	15	43	-	.452	2	515	18
Ortiz, M.	.335	52	50	200	47	67	13	1	7	60	103	.515	26	9	23	-	.429	3	5	1-1
Taele, A.	.309	47	45	165	37	51	11	0	5	36	77	.467	10	1	38	-	.348	2	2	8-9
Bartolucci, P.	.307	52	52	202	48	62	16	0	1	36	81	.401	16	8	22	-	.379	1	10	7-8
Kahl, C.	.268	46	16	71	11	19	2	0	2	9	27	.380	8	7	17	-	.395	0	2	1-1
Church, R.	.237	17	8	38	8	9	0	0	1	8	12	.316	12	0	11	-	.422	0	0	1-1
Lawrence, J.	.222	10	0	9	1	2	1	9	9	2	3	.333	0	0	2	-	.220	0	0	0-0
Diaz, A.	.200	4	1	5	1	1	1	0	0	2	400	0	0	3	-	.200	0	1	0-0	
Rocco, C.	.167	28	8	42	12	7	1	0	0	6	9	.190	9	2	11	-	.340	0	1	0-2
Sellers, L.	.125	19	0	8	5	1	0	0	0	0	1	.125	0	0	3	-	.125	0	0	1-1
Hines, D.	.000	19	4	26	1	0	0	0	0	0	0	.000	4	1	14	-	.161	0	1	0-0
Totals	.326	53	53	1951	576	636	125	13	79	511	1024	.525	269	101	337	-	.429	24	4149	62
Opponents	.308	53	53	1866	393	575	103	7	64	351	884	.474	244	47	341	-	.398	17	1521	35

Player	ERA	W-L	AP	GS	CG	SHO	CO	SV	IP	H	R	ER	BB	SO	OP/BA	WP	HB	BK
Drakulich, L.	4.35	3-2	21	0	0	-	-	3	41.1	57	26	20	11	22	-	1	5	-
Martinson, D.	4.79	3-3	14	0	0	-	-	0	47.0	59	44	25	25	25	-	3	5	-
Larson, R.	5.02	2-3	7	7	1	-	-	0	37.2	32	29	21	26	27	-	4	0	-
Marcus, C.	5.18	3-4	18	3	0	-	-	2	33.0	31	24	19	22	31	-	4	3	-
Brink, J.	5.24	10-4	17	16	4	-	-	0	113.1	132	76	66	38	108	-	8	10	-
Albin, S.	5.40	3-2	14	0	0	-	-	2	18.1	24	22	11	7	9	-	2	1	-
Rainer, M.	5.97	3-1	15	14	1	-	-	1	75.1	94	65	50	43	58	-	10	12	-
Kenny, J.	7.18	1-1	10	5	0	-	-	0	31.1	47	27	25	12	19	-	6	2	-
Morris, S.	7.50	0-0	5	0	0	-	-	0	6.0	9	5	5	4	4	-	0	0	-
Johnsen, C.	7.52	1-1	13	1	0	-	-	0	20.1	23	19	17	20	11	-	8	3	-
Church, R.	8.53	0-0	4	4	0	-	-	0	6.1	13	6	6	4	3	-	1	1	-
Whitley, L.	10.43	2-0	14	1	0	-	-	0	14.2	22	21	17	17	12	-	2	4	-
Overbay, L.	10.80	0-1	4	1	0	-	-	0	6.2	12	11	8	8	6	-	2	0	-
Cohen, J.	24.00	0-0	5	1	0	-	-	0	6.0	18	18	16	7	5	-	6	1	-
Totals	6.00	31-22	161	53	6	-	-	8	457.1	573	393	305	244	340	-	57	47	-
Opponents	8.72	22-31	-	43	2	-	-	8	457.0	636	576	443	269	337	-	64	101	-

1999 Nevada Wolf Pack Baseball

Record: 38-20 **Home:** 16-4 **Away:** 15-13 **Neutral:** 7-3 **BWC:** 21-9

Player	AVG	GP	GS	AB	R	H	2B	3B	HR	RBI	TB	SLG%	BB	HBP	SO	GDP	OB%	SF	SH	SB
Overbay, L.	.420	58	58	243	76	102	24	3	15	88	177	.728	35	4	47	-	.490	6	0	4-6
Ingllett, J.	.395	58	58	233	86	92	21	3	2	57	125	.536	43	15	42	-	.510	3	4	15-18
Ortiz, M.	.364	58	58	220	48	80	18	1	11	72	133	.605	32	8	33	-	.449	7	1	7-8
Church, R.	.																			

YEAR-BY-YEAR STATISTICS

2000 Nevada Wolf Pack Baseball


Record: 38-19 Home: 15-7 Away: 18-8 Neutral: 5-4 BWC: 21-9

Player	AVG	GP	GS	AB	R	H	2B	3B	HR	RBI	TB	SLG%	BB	HBP	SO	GDP	OB%	SF	SH	SB
Glover, J.	1.000	2	0	1	1	1	0	0	0	0	1	1.000	0	0	0	0	1.000	0	0	0-0
Gillies, M.	.667	5	0	6	5	4	0	0	0	2	4	.667	1	2	0	0	.778	0	0	0-0
Ingllett, J.	.435	57	57	237	85	103	15	5	10	48	158	.667	45	3	23	3	.526	2	1	8-10
Church, R.	.382	55	55	220	60	84	15	1	14	62	143	.650	17	11	31	8	.441	6	7	1-2
Ortiz, M.	.377	57	57	228	58	86	13	2	15	76	148	.649	27	12	29	9	.456	7	4	8-10
Shoning, B.	.364	12	0	11	3	4	1	0	1	4	8	.727	1	0	3	1	.417	0	0	1-1
Rangel, A.	.354	57	57	226	49	80	24	1	7	50	127	.562	24	8	28	7	.431	2	4	1-4
Nickerson, C.	.354	42	6	48	10	17	2	1	1	16	24	.500	5	1	10	0	.418	1	0	1-3
Laidlaw, J.	.352	53	51	196	46	69	15	2	7	39	109	.556	16	5	41	3	.411	2	0	3-5
McIntyre, J.	.349	32	20	86	19	30	7	0	3	16	46	.535	6	1	22	4	.398	0	2	0-0
Price, D.	.343	57	57	233	56	80	13	0	17	60	144	.618	37	2	42	3	.431	4	0	5-9
Maguire, M.	.309	57	57	204	44	63	8	3	0	26	77	.377	37	11	40	4	.435	3	9	6-9
Herrera, J.	.256	57	57	195	44	50	3	2	0	34	57	.292	24	9	18	5	.359	3	9	8-11
Bryant, B.	.220	32	13	59	15	13	1	0	3	17	23	.390	8	5	18	1	.356	1	0	0-1
Cappuccilli, T.	.206	28	13	63	6	13	5	0	3	12	27	.429	6	1	32	1	.282	1	0	0-0
Popoff, C.	.192	32	14	52	11	10	1	0	1	5	14	.269	8	3	13	0	.328	1	1	0-0
Totals	.342	57	57	2065	512	707	123	17	82	467	1110	.538	262	74	350	49	.429	33	3742-65	
Opponents	.279	57	57	1973	322	550	84	11	53	302	815	.413	207	39	416	37	.356	15	1748-83	

LOB - Team (470), Opp (417). DPs turned - Team (55), Opp (69). IBB - Team (8), Price 3, Maguire 2, Ingllett 1, Rangel 1, Church 1, Opp (2). Picked off - Rangel 2, Price 2, Ortiz 2, Ingllett 1, Church 1, Herrera 1, Maguire 1.

Player	ERA	W-L	AP	GS	CG	SHO	CBO	SV	IP	H	R	ER	BB	SO	OP/BA	WP	HB	BK		
Norris, C.	0.00	0-0	1	0	0	0	0	1	0	1.0	0	0	0	1	0	0	.000	0	0	0
Rasner, D.	3.52	14-2	18	18	3	2	1	0	122.2	125	54	48	48	97	.273	4	9	0	0	
Qualls, C.	3.88	11-4	18	18	7	1	0	0	132.1	155	80	57	36	113	.288	6	11	1	1	
Schultz, B.	4.74	2-3	20	1	0	0	1	5	38.0	38	21	20	17	33	.266	2	2	0	0	
Kenny, J.	5.51	1-0	9	0	0	0	0	0	16.1	14	10	6	8	.230	2	1	0	0	0	
Church, R.	5.74	1-1	8	1	0	0	0	2	15.2	18	12	10	7	13	.290	0	2	0	0	
Rainer, M.	5.57	6-5	18	16	1	0	0	0	93.2	100	67	58	49	74	.274	4	10	0	0	
Moran, G.	6.12	3-3	17	3	0	0	0	2	50.0	48	36	34	25	51	.249	9	2	0	0	
Aiello, N.	9.72	0-1	12	0	0	0	0	0	16.2	24	18	7	15	.338	1	2	0	0	0	
Hayes, G.	9.82	0-0	9	0	0	0	0	1	14.2	19	16	6	6	.9	.311	1	0	0	1	
D'Antoni, G.	18.00	0-0	2	0	0	0	0	0	2.0	6	4	4	2	1	.545	0	0	0	0	
Whitley, L.	36.00	0-0	3	0	0	0	0	0	1.0	3	4	4	3	2	.500	0	0	0	0	
Totals	4.98	38	19	57	11	4	1	10	504.0	550	322	279	207	416	.279	29	39	2	2	
Opponents	8.16	19	38	57	3	1	0	8	496.1	707	512	450	262	350	.342	46	74	3	3	

PB - Team (13), Ortiz 10, Popoff 3, Opp (11). Pickoffs - Team (5), Qualls 2, Rasner 1, Moran 1, Schultz 1, Opp (9). SBA/ATT - Ortiz (35-58), Rasner (14-24), Rainer (17-23), Popoff (13-21), Qualls (10-21), Moran (3-5), Schultz (2-4), Church (0-3), Hayes (2-2), Aiello (0-1).



Ed Plank

2001 Nevada Wolf Pack Baseball

Record: 30-26 Home: 19-9 Away: 11-16 Neutral: 0-1 WAC: 17-19

Player	AVG	GP	GS	AB	R	H	2B	3B	HR	RBI	TB	SLG%	BB	HBP	SO	GDP	OB%	SF	SH	SB
Gillies, M.	.402	50	44	189	43	76	14	1	4	35	104	.550	19	4	17	4	.465	1	2	2-2
McIntyre, J.	.388	54	54	214	46	83	15	2	11	47	135	.631	17	2	38	8	.436	1	1	2-4
Wickwire, C.	.368	33	11	68	13	25	1	0	5	17	41	.603	5	0	20	2	.411	0	0	0-1
Laidlaw, J.	.350	7	4	20	2	7	0	0	1	1	10	.500	0	0	5	1	.350	0	0	0-0
Maguire, M.	.346	56	56	205	41	71	6	0	4	30	89	.434	28	7	25	2	.429	7	10	5-7
Bryant, B.	.339	53	50	180	48	61	4	2	13	37	108	.600	24	14	40	8	.454	0	1	0-1
Perry, B.	.333	7	4	18	2	6	1	0	0	2	7	.389	1	0	1	1	.368	0	0	0-0
Hass, M.	.320	51	45	181	40	58	11	2	8	32	97	.536	30	4	38	3	.424	2	0	2-5
Dickerson, C.	.317	54	45	189	40	60	13	2	11	46	110	.582	27	0	48	2	.403	0	2	3-5
Herrera, J.	.289	48	43	152	22	44	6	0	2	20	56	.368	13	9	16	6	.377	1	2	5-7
Nickerson, C.	.286	34	22	84	21	24	6	1	3	19	41	.488	10	2	25	2	.371	1	2	3-4
Cappuccilli, T.	.280	41	31	118	24	33	6	0	6	25	57	.483	17	5	50	3	.390	1	1	1-1
Strain, R.	.260	43	16	86	16	23	3	1	1	18	31	.363	13	1	18	0	.366	1	1	3-4
Rangel, A.	.243	37	33	107	14	26	3	1	2	14	37	.346	17	5	25	3	.366	2	0	1-1
Streelmann, E.	.226	24	1	31	7	7	1	0	0	4	8	.258	5	0	13	0	.333	0	0	0-0
Belding, C.	.224	47	14	76	19	17	4	1	1	11	26	.342	8	8	21	3	.355	1	1	4-7
Popoff, C.	.186	49	31	102	10	19	3	0	1	7	25	.245	13	5	23	1	.306	1	4	0-1
Ventura, A.	.000	7	0	3	1	0	0	0	0	0	0	.000	1	0	1	0	.250	0	0	0-0
Hafen, L.	.000	2	0	0	1	0	0	0	0	0	0	.000	0	0	0	0	.000	0	0	0-0
Totals	.316	56	56	2023	410	640	97	13	73	365	982	.485	248	66	424	49	.405	19	2731-50	
Opponents	.306	56	56	2000	401	612	105	11	57	367	910	.455	237	39	383	34	.385	28	2874-101	

LOB - Team (495), Opp (444). DPs turned - Team (47), Opp (60). CI - Team (0), Opp (1). IBB - Team (2), Bryant 1, McIntyre 1, Opp (5). Picked off - Hass 2, McIntyre 2, Herrera 1, Rangel 1, Dickerson 1, Nickerson 1, Ventura 1, Strain 1.

Player	ERA	W-L	AP	GS	CG	SHO	CBO	SV	IP	H	R	ER	BB	SO	OP/BA	WP	HB	BK		
Rasner, D.	4.20	8-5	17	17	3	0	0	0	0	112.2	111	66	53	41	.96	.256	2	6	1	0
Kofmehl, C.	4.89	3-2	13	4	0	0	0	3	42.1	50	29	23	11	31	.299	6	4	0	0	0
Miramontes, M.	5.13	10-3	17	15	2	0	0	1	0	101.2	115	64	58	50	.76	.286	13	9	2	2
Price, J.	6.43	0-0	8	0	0	0	0	0	2	14.0	21	10	10	10	.350	0	1	0	0	0
Holcomb, J.	7.19	2-4	22	5	1	0	0	2	56.1	83	56	45	22	47	.347	6	4	2	0	0
Mackintosh, J.	7.36	6-6	22	12	0	0	0	4	84.1	104	73	69	38	67	.301	6	8	3	0	0
Teepes, J.	8.47	0-0	13	0	0	0	1	1	17.0	20	19	16	11	9	.286	1	1	0	0	0
Hafen, L.	9.39	0-0	7	0	0	0	0	0	7.2	10	8	7	4	.323	1	1	1	1	0	0
Norris, C.	9.60	0-1	9	1	0	0	0	0	15.0	25	17	16	9	8	.379	0	0	1	0	0
Moran, G.	9.70	1-5	22	2	0	0	0	3	42.2	68	53	46	36	35	.378	9	5	1	0	0
Hayes, G.	54.00	0-0	1	0	0	0	0	0	1.0	5	6	6	2	0	.714	0	0	0	0	0
Totals	6.28	30-26	56	56	6	1	1	15	495.2	612	401	346	237	383	.306	44	39	11	0	0
Opponents	6.30	26-30	56	56	4	1	1	9	493.0	640	410	345	248	424	.316	47	66	3	0	0

PB - Team (10), Cappuccilli 6, Popoff 4, Opp (15). Pickoffs - Team (8), Miramontes 4, Mackintosh 1, Moran 1, Holcomb 1, Perry 1, Opp (10). SBA/ATT - Popoff (54-70), Rasner (18-26), Mackintosh (18-21), Cappuccilli (18-21), Miramontes (16-19), Holcomb (5-10), Kofmehl (6-10), Moran (7-9), Perry (2-3), Price (1-2), Teepes (2-2), Hafen (1-1), Norris (0-1).

2002 Nevada Wolf Pack Baseball

Record: 25-32 Home: 15-13 Away: 9-17 Neutral: 1-2 WAC: 10-20

Player	AVG	GP	GS	AB	R	H	2B	3B	HR	RBI	TB	SLG%	BB	HBP	SO	GDP	OB%	SF	SH	SB
Moran, G.	1.000	3	0	1	2	1	0	0	0	1	1.000	0	0	0	0	0	1.000	0	0	0-0
Cappuccilli, T.	.357	48	39	140	37	50	11	0	10	27	91	.650	35	13	43	1	.521	0	0	3-4

YEAR-BY-YEAR STATISTICS

2003 Nevada Wolf Pack Baseball

Record: 32-24 Home: 18-9 Away: 14-15 Neutral: 0-0 WAC: 19-10

Player	AVG	GP	GS	AB	R	H	2B	3B	HR	RBI	TB	SLG%	BB	HBP	SO	GDP	OB%	SF	SH	SB
Butler, J.	.367	43	34	147	26	54	11	2	9	37	96	.653	13	0	27	1	.416	1	0	3-3
Hayes, B.	.365	56	52	233	48	85	16	2	8	63	129	.554	13	5	26	2	.401	6	8	8-13
Kouzmanoff, K.	.361	54	54	233	55	84	12	0	17	67	147	.631	23	3	30	5	.420	3	1	3-5
Gimenez, C.	.340	53	38	156	37	53	9	2	12	44	102	.654	16	17	38	3	.450	2	2	2-3
Strain, R.	.328	51	33	137	32	45	7	0	1	17	55	.401	27	2	29	3	.440	2	4	5-10
Streelman, E.	.325	53	53	191	44	62	8	0	8	31	94	.492	24	15	45	6	.433	3	2	6-6
Pullins, T.	.308	46	28	120	32	37	7	0	4	19	56	.467	17	3	23	5	.407	0	2	7-8
Marcial, R.	.299	54	51	177	35	53	7	0	1	20	63	.356	20	7	23	2	.390	1	6	8-14
Cappuccilli, T.	.267	51	45	161	26	43	15	1	9	26	87	.540	22	8	63	2	.380	1	2	2-5
Hass, M.	.258	34	23	89	21	23	6	1	4	20	43	.483	7	2	30	1	.314	4	1	3-3
Mummy, B.	.256	38	30	117	18	30	7	0	4	17	49	.419	12	4	30	3	.346	0	4	0-1
Dickerson, C.	.243	50	48	177	33	43	5	3	4	28	66	.373	36	3	45	0	.378	1	3	7-9
Jackson, J.	.231	9	2	13	2	3	2	0	0	3	5	.385	2	0	7	1	.333	0	0	0-0
Gazero, B.	.227	27	8	44	11	2	0	0	4	12	.273	5	2	8	1	.327	1	0	2-3	
Madrid, C.	.211	18	5	19	5	4	1	0	0	3	5	.263	2	2	6	0	.348	0	1	0-0
Totals	.312	56	56	2014	425	629	115	11	81	399	1009	.501	239	73	430	35	.400	25	3656	83
Opponents	.293	56	56	1978	328	580	104	9	51	300	855	.432	187	37	379	48	.362	21	2139	65

LOB - Team (477), Opp (418). DPs turned - Team (64), Opp (49). CI - Team (0), Opp (2). IBB - Team (4), Dickerson 3, Gimenez, C. 1, Opp (4). Picked off - Marcial, R. 3, Butler, J. 2, Streelman 1, Kouzmanoff 1, Pullins, T. 1.

Player	ERA	W-L	AP	GS	CG	SHO	CBO	SV	IP	H	R	ER	BB	SO	OP/BA	WP	HB	BK	
Cummings, D.	1.76	0-0	9	0	0	0	0	0	151	9	5	3	8	8	.173	0	0	0	
Basch, Z.	2.27	3-3	23	0	0	0	0	0	9	47.2	40	13	7	38	.227	1	2	0	
Harbaugh, R.	3.09	0-0	11	0	0	0	0	0	0	11.2	17	8	4	6	8	.333	1	0	0
Miramontes, M.	4.97	9-5	17	17	1	0	0	0	99.2	100	65	55	56	79	.264	9	8	1	
Sherman, J.	5.11	8-5	17	17	3	0	0	0	111.0	136	68	63	21	79	.306	7	5	0	
Sutton, T.	5.46	0-1	13	1	0	0	0	0	2	28.0	37	20	17	7	21	.319	3	2	2
Gottier, B.	5.63	4-3	19	2	0	0	0	0	38.1	42	26	24	23	32	.294	5	6	0	
Bonine, E.	5.84	5-6	17	16	1	0	0	0	91.0	115	70	59	30	79	.308	10	5	0	
Johnson, B.	6.11	2-0	22	0	0	0	0	0	28.0	42	19	19	13	21	.350	2	4	2	
Gilbertson, S.	9.00	1-0	14	1	0	0	0	0	1	20.0	27	23	20	11	9	.325	5	5	0
Scott, C.	10.38	0-1	6	2	0	0	0	0	0	8.2	15	11	10	5	5	.366	0	1	1
Totals	5.10	32-24	56	56	5	0	0	12	499.1	580	328	283	187	379	.293	43	37	6	
Opponents	6.50	24-32	56	56	4	2	1	9	495.2	629	425	358	239	430	.312	47	73	20	

PB - Team (12), Hayes, B. 10, Gimenez, C. 1, Cappuccilli 1, Opp (12). Pickoffs - Team (7), Bonine, E., Johnson, B. 1, Hayes, B. 1, Gottier, B. 1, Miramontes 1, Sherman, J. 1, Opp (8). SBA/ATT - Hayes, B. (34-55), Sherman, J. (10-20), Miramontes (10-16), Bonine, E. (6-11), Basch, Z. (4-6), Johnson, B. (3-4), Gimenez, C. (3-3), Gilbertson (2-3), Cappuccilli (2-3), Cummings, D. (2-2), Gottier, B. (1-2), Scott, C. (1-1).

2004 Nevada Wolf Pack Baseball

Record: 30-29 Home: 16-13 Away: 9-13 Neutral: 5-3 WAC: 14-16

Player	AVG	GP	GS	AB	R	H	2B	3B	HR	RBI	TB	SLG%	BB	HBP	SO	GDP	OB%	SF	SH	SB
Mummy, B.	.367	37	36	139	37	51	9	2	8	41	88	.633	23	2	17	4	.463	0	2	4-5
Butler, J.	.354	59	59	229	58	81	15	0	16	58	144	.629	43	5	47	4	.462	2	0	2-2
Hayes, B.	.337	59	59	252	53	85	10	1	8	48	121	.480	24	6	29	3	.404	3	0	8-10
Gimenez, C.	.314	59	207	57	65	11	2	14	49	122	.589	23	26	59	4	.445	0	3	6-8	
Mercer, J.	.313	54	44	150	41	47	12	1	7	43	82	.547	36	6	29	5	.447	7	1	0-3
Krukow, B.	.307	37	17	75	11	23	4	1	0	6	29	.387	20	2	13	6	.464	0	0	0-1
Marcial, R.	.298	57	57	235	52	70	11	3	5	43	102	.434	15	3	39	4	.345	2	10	6-8
Gazero, B.	.266	43	42	154	31	41	5	4	1	20	57	.370	35	12	37	3	.338	0	3	3-6
Streelman, E.	.258	53	50	159	27	41	12	0	8	37	77	.484	25	3	61	3	.465	2	5	3-3
Graham, A.	.258	33	15	66	15	17	4	0	5	17	36	.545	12	5	33	1	.405	1	0	0-0
Madrid, C.	.250	56	50	180	37	45	6	2	5	32	70	.389	20	8	32	5	.343	5	4	1-2
Newman, E.	.235	44	14	85	17	20	4	0	1	13	27	.318	3	1	20	5	.267	1	2	2-2
McNeil, D.	.219	21	5	32	9	7	1	1	0	4	10	.313	7	1	6	2	.375	0	0	0-1
Psaradelis, T.	.200	24	2	20	7	4	1	0	1	6	8	.400	4	1	7	0	.333	2	3	0-1
Johnson, B.	.000	1	0	1	0	0	0	0	0	0	0	.000	0	0	1	0	.000	0	0	0-0
Totals	.299	59	59	2055	466	615	112	19	80	426	1005	.489	298	84	450	49	.405	27	34	37-56
Opponents	.321	59	59	2155	445	692	134	15	62	407	1042	.484	231	56	323	48	.397	27	38	24-40

LOB - Team (493), Opp (502). DPs turned - Team (57), Opp (57). CI - Team (0), Opp (4). IBB - Team (8), Hayes, B. 3, Butler, J. 2, Mummy, B. 1, Gimenez, C. 1, Streelman 1, Opp (3). Picked off - Butler, J. 2, Hayes, B. 2, Gazero, B. 2, Marcial, R. 1, Gimenez, C. 1.

Player	ERA	W-L	AP	GS	CG	SHO	CBO	SV	IP	H	R	ER	BB	SO	OP/BA	WP	HB	BK	
Harbaugh, R.	2.82	0-2	12	1	0	0	0	0	1	22.1	20	8	7	11	20	.238	2	0	0
Brolsma, O.	4.00	2-0	16	0	0	0	0	0	0	18.0	13	8	8	7	9	.203	4	1	1
Simpson, B.	4.26	0-1	9	0	0	0	0	0	0	12.2	14	10	6	8	11	.259	2	1	0
Gilbertson, S.	4.50	0-0	9	0	0	0	0	0	0	8.0	11	4	4	7	0	.367	0	3	3
Sutton, T.	5.43	8-5	17	17	2	1	0	0	106.0	126	79	64	30	62	.294	6	5	1	
McCarthy, J.	5.79	0-1	17	0	0	0	0	0	1	18.2	23	15	12	10	10	.324	0	1	3
Rodriguez, R.	6.09	5-7	16	16	2	2	0	0	88.2	119	72	60	30	71	.321	7	9	3	
Colton, A.	6.15	4-2	15	6	1	0	0	0	1	45.1	64	33	31	11	17	.340	5	3	0
Johnson, B.	7.13	2-3	22	1	0	0	0	0	1	35.1	48	32	28	17	20	.320	4	11	0
Mason, P.	7.61	5-9	9	6	0	0	0	0	0	47.1	65	49	40	27	34	.339	2	6	1
Cummings, D.	7.71	0-0	9	0	0	0	0	0	0	7.0	12	6	6	4	3	.414	0	1	0
Scott, C.	8.20	4-2	21	6	0	0	0	0	0	37.1	60	38	34	24	20	.359	9	3	0
Gottier, B.	9.53	0-1	18	3	0	0	0	0	0	22.2	37	25	24	7	14	.366	1	6	0
Renfree, M.	10.32	0-1	16	1	0	0	0	0	0	22.2	28	28	26	21	16	.295	5	5	0
Evans, B.	10.90	0-0	14	2	0	0	0	0	0	17.1	27	22	21	11	10	.355	3	0	3
Smedley, D.	13.50	0-0	8	0	0	0	0	0	0	10.2	25	16	16	6	6	.463	2	1	1
Totals	6.70	30-29	59	59	5	3	0	5	520.0	692	445	387	231	323	.321	52	56	16	
Opponents	7.00	29-30	59	59	3	3	3	9	514.1	615	466	400	298	450	.299	57	84	14	

PB - Team (12), Hayes, B. 11, Gimenez, C. 1, Opp (10). Pickoffs - Team (11), Rodriguez, R. 3, McCarthy, J. 3, Sutton, T. 2, Hayes, B. 2, Krukow, B. 1, Opp (8). SBA/ATT - Hayes, B. (18-30), Rodriguez, R. (4-8), Mason, P. (3-7), Krukow, B. (5-6), Scott, C. (4-5), Harbaugh, R. (3-4), Sutton, T. (2-4), Colton, A. (3-3), Johnson, B. (0-2), Evans, B. (2-2), Renfree, M. (1-1), Gimenez, C. (1-1), Gottier, B. (1-1), Cummings, D. (0-1), Simpson, B. (1-1), Brolsma, O. (0-1).

2005 Nevada Wolf Pack Baseball

Record: 26-27 Home: 10-12 Away: 13-14 Neutral: 3-1 WAC: 15-15

Player	AVG	GP	GS	AB	R	H	2B	3B	HR	RBI	TB	SLG%	BB	HBP	SO	GDP	OB%	SF	SH	SB
Butler, J.	.333	48	48	171	45	57	16	1	11	43	108	.632	42	2	28	3	.457	6	1	4-4
Hayes, B.	.313	52	52	214	31	67	11	2	6	45	100	.467	27	6	38	2	.402	2	0	6-11
Mummy, B.	.297	53	53	212	43	63	10	1	18	52	129	.608	25	6	41	10	.385	1	0	3-6
Shurman, R.	.288	21	13	52	10	15	4	1	0	6	21	.404	4	1	1					

YEAR-BY-YEAR STATISTICS

PB - Team (13), Opdyke, J. 9, Krukow, B. 3, DeWeese, D. 1, Opp (8), Pickoffs - Team (7), Rodriguez, R (3), Schoening, 2, Taylor, S. 1, Sutton, T. 1, Opp (8). SBA/ATT - Opdyke, J. (29-39), Krukow, B. (32-36), Rodriguez, R (16-19), Sutton, T. (13-14), Schoening (11-13), Taylor, S. (2-6), Renfree, M. (5-5), Keroher, K. (3-4), Mason, P. (2-3), Broisma, O. (3-3), Dorsett, W. (2-3), Scott, C. (1-2), Colton, A. (1-1), Jouston, J. (1-1), Masten, S. (0-1), Mitchell, J. (1-1).

2007 Nevada Wolf Pack Baseball

Record: 35-26 Home: 24-8 Away: 11-18 Neutral: 0-0 WAC: 15-9

Player	AVG	GP	GS	AB	R	H	2B	3B	HR	RBI	TB	SLG%	BB	HBP	SO	GDP	OB%	SF	SH	SB
Kort, S.	.392	59	57	222	44	87	17	4	6	50	130	.586	28	3	31	4	.461	3	1	5-6
Walsh, T.	.368	57	47	171	37	63	11	2	5	30	93	.544	18	3	31	4	.438	0	0	1-2
Bowman, M.	.368	5	5	19	3	7	2	0	2	4	15	.789	0	1	1	0	.400	0	0	0-1
Suleski, M.	.356	43	23	87	16	31	3	2	0	14	38	.437	12	2	19	3	.437	2	5	4-7
Schmidt, K.	.349	59	53	209	42	73	15	2	8	47	116	.555	22	6	39	5	.421	3	1	5-5
Broisma, O.	.333	2	0	3	0	1	0	0	0	2	1	.333	0	0	2	0	.333	0	0	0-0
Krukow, B.	.314	52	43	156	22	49	6	0	3	26	64	.410	19	4	19	8	.396	3	3	0-0
Rodriguez, J.	.313	50	48	198	42	62	13	1	4	38	89	.449	26	1	25	2	.392	2	3	1-1
Hale, M.	.295	46	30	112	24	33	8	3	0	16	47	.420	8	2	26	3	.347	2	1	4-4
Kaup, J.	.294	19	8	34	7	10	2	0	1	6	15	.441	8	0	11	1	.419	1	0	0-0
Eastham, D.	.289	35	24	97	10	28	9	0	1	17	40	.412	6	0	16	1	.327	1	2	2-2
Sadoian, J.	.285	55	40	158	40	45	16	1	1	19	66	.418	24	15	21	3	.424	1	3	5-9
Siewert, C.	.284	56	56	194	29	55	8	2	2	32	73	.376	8	9	35	5	.338	2	5	3-5
Ciarlo, D.	.275	61	61	218	39	60	16	1	3	37	87	.399	20	7	35	4	.351	3	2	10-11
O'Sullivan, T.	.260	51	7	50	14	13	2	0	0	4	15	.300	13	2	10	2	.431	0	1	1-1
Litke, N.	.250	3	1	4	0	1	0	0	0	1	250	0	0	3	0	.250	0	0	0-0	
Sansone, N.	.231	47	21	91	11	21	6	1	0	13	29	.319	8	5	8	2	.321	2	2	3-8
Fierro, C.	.207	17	8	29	3	6	2	0	0	3	8	.276	3	3	9	1	.343	0	0	0-0
Mackedon, O.	.200	23	7	35	6	7	1	0	1	3	11	.314	2	1	5	1	.256	1	3	1-1
Jaquez, T.	.188	27	10	48	3	9	2	0	2	3	17	.354	2	1	14	1	.235	0	1	0-1
Totals	.310	61	61	2135	392	661	139	19	29	364	955	.447	227	65	360	50	.389	26	33	45-64
Opponents	.298	61	61	2097	355	625	129	13	41	326	903	.431	221	58	423	59	.376	28	38	48-68

LOB - Team (515), Opp (492). DPs turned - Team (63), Opp (58). CI - Team (0), Opp (3). IBB - Team (5), Schmidt, K. 2, Walsh, T. 1, Krukow, B. 1, Suleski, M. 1, Opp (1). Picked off - Sadoian, J. 3, Schmidt, K. 1, Kort, S. 1, O'Sullivan, 1.

Player	ERA	W-L	AP	GS	CG	SHO	CBO	SV	IP	H	R	ER	BB	SO	OP/BA	WP	HB	BK
Mitchell, J.	1.93	1-0	16	0	0	0	0	1	182	15	5	4	7	26	.224	2	1	2
Salazar, J.	3.45	2-0	14	0	0	0	0	1	0	15.2	26	12	6	7	8	.371	1	2
Rodriguez, R.	3.92	9-7	18	2	1	2	0	0	119.1	121	66	52	36	106	.265	5	8	1
Rivera, M.	4.27	5-1	20	5	0	0	1	5	52.2	67	32	25	24	42	.310	5	7	1
Howe, K.	4.84	4-3	16	12	0	0	0	0	70.2	87	42	38	28	52	.310	11	2	2
Renfree, M.	4.89	5-0	24	0	0	0	0	3	46.0	44	26	25	17	44	.260	4	4	1
Kaup, J.	4.94	2-1	15	0	0	0	0	0	23.2	25	15	13	14	12	.284	2	1	1
Scurry, R.	5.08	3-7	16	16	0	2	0	2	79.2	95	59	45	30	65	.299	2	12	4
Eastham, D.	5.79	0-0	4	2	0	0	0	0	14.0	16	9	9	9	7	.302	0	2	0
Keroher, K.	6.28	3-3	17	0	0	0	1	4	28.2	39	25	20	8	21	.328	0	5	1
Colton, B.	7.10	1-3	21	8	0	0	0	1	52.0	70	43	41	27	32	.332	3	12	0
Kort, S.	7.36	0-1	4	0	0	0	0	0	3.2	5	3	1	4	4	.417	0	1	0
Keplinger, M.	13.50	0-0	6	0	0	0	1	0	3.1	7	5	6	2	4	.412	1	0	1
Mason, P.	27.00	0-0	4	0	0	0	0	0	2.2	7	9	8	4	2	.467	3	0	0
Ramsey, J.	27.00	0-0	2	0	0	0	0	0	1.0	1	4	3	3	0	.250	0	1	0
Totals	5.03	35-26	61	61	2	5	4	14	537.2	625	355	297	221	423	.298	39	58	14
Opponents	5.92	26-35	61	61	1	1	1	14	527.1	661	392	347	227	360	.310	40	65	8

PB - Team (12), Schmidt, K. 11, Krukow, B. 1, Opp (15). Pickoffs - Team (11), Schmidt, K. 5, Rodriguez, R. 4, Colton, B. 1, Kaup, J. 1, Opp (6). SBA/ATT - Schmidt, K. (38-51), Rodriguez, R. (13-18), Scurry, R. (13-17), Krukow, B. (10-11), Colton, B. (8-9), Kaup, J. (3-5), Howe, K. (3-5), Rivera, M. (3-5), Mitchell, J. (2-4), Renfree, M. (3-4), Jaquez, T. (0-1), Eastham, D. (0-1).

2008 Nevada Wolf Pack Baseball

Record: 34-26 Home: 25-8 Away: 5-15 Neutral: 4-3 WAC: 18-14

Player	AVG	GP	GS	AB	R	H	2B	3B	HR	RBI	TB	SLG%	BB	HBP	SO	GDP	OB%	SF	SH	SB
Rodriguez, J.	.390	60	60	228	41	89	22	1	8	62	137	.601	41	1	26	3	.480	3	4	1-1
Ciarlo, D.	.366	48	47	145	35	53	11	4	5	30	87	.600	23	4	27	0	.462	1	1	6-8
Bowman, M.	.355	59	58	217	55	77	20	1	4	36	111	.512	30	12	23	2	.454	3	1	9-11
Sadoian, J.	.336	59	57	223	56	75	18	2	4	31	109	.489	18	11	26	5	.406	4	5	9-13
Kort, S.	.324	60	60	222	39	72	16	1	6	60	108	.486	29	2	23	8	.396	7	4	1-3
Hale, M.	.304	58	51	184	39	56	14	0	6	33	94	.511	16	4	40	2	.369	2	5	5-7
Jaquez, T.	.292	46	35	120	28	35	7	0	9	26	69	.575	9	1	28	2	.344	1	1	0-0
Leid, N.	.282	33	15	71	11	20	2	2	2	14	32	.451	6	1	18	3	.346	0	0	1-1
Eastham, D.	.278	21	8	36	6	10	1	0	1	8	14	.389	2	0	7	0	.308	1	0	0-0
Walsh, T.	.270	59	58	211	35	57	14	1	6	35	91	.431	28	7	35	8	.374	0	1	5-6
Patterson, G.	.258	12	6	31	6	8	1	0	0	4	9	.290	0	2	8	1	.303	0	0	0-0
Rodland, K.	.256	54	54	164	39	42	13	2	3	25	68	.415	22	14	51	1	.386	2	8	10-11
Lloyd, B.	.250	10	3	12	1	3	1	0	0	1	4	.333	1	0	0	0	.308	0	1	0-1
Henry, A.	.250	15	0	8	1	2	0	0	0	4	500	1	1	3	0	.400	0	0	0-0	
Langenfeld, M.	.231	7	2	13	2	3	0	0	1	6	6	.462	1	0	3	0	.286	0	0	0-0
Wallace, J.	.222	9	0	9	2	2	0	0	0	1	2	.222	1	0	2	0	.300	0	0	0-0
Sing Chow, W.	.219	37	3	32	6	7	0	0	0	2	7	.219	7	2	3	2	.390	0	0	2-2
Simas, T.	.167	36	24	72	13	12	2	2	2	17	24	.333	5	3	19	1	.250	0	2	1-1
Kaup, J.	.125	8	0	8	0	1	0	0	0	1	125	0	0	2	0	.125	0	0	0-0	
O'Sullivan, T.	.111	31	1	18	2	1	0	0	0	1	3	.167	4	1	9	0	.304	0	0	0-0
Totals	.309	60	60	2024	420	626	143	17	59	392	980	.484	244	66	353	41	.397	24	33	50-65
Opponents	.297	60	60	2005	376	596	134	8	49	348	893	.445	223	57	354	60	.380	21	34	45-66

LOB - Team (484), Opp (439). DPs turned - Team (73), Opp (51). CI - Team (2), Simas, T. 1, Jaquez, T. 1, Opp (7). IBB - Team (11), Kort, S. 5, Rodriguez, J. 4, Jaquez, T. 1, Hale, M. 1, Opp (2). Picked off - Patterson, G. 1, Walsh, T. 1, Rodland, K. 1, Leid, N. 1.

Player	ERA	W-L	AP	GS	CG	SHO	CBO	SV	IP	H	R	ER	BB	SO	OP/BA	WP	HB	BK
Colton, B.	0.00	0-0	2	0	0	0	0	0	2.0	2	0	0	2	0	.333	0	0	0

YEAR-BY-YEAR STATISTICS

LOB - Team (482), Opp (418), DPs turned - Team (50), Opp (45), CI - Team (2), Escobar, C. 1, Turay, M. 1, Opp (3).
 IBB - Team (16), Stassi, B. 5, Kort, S. 3, Melino, N. 2, Barnett, B. 2, Mitchell, R. 1, Rodland, K. 1, Sing Chow, W. 1, Mahoney, C. 1,
 Opp (2). Picked off - Kort, S. 3, Moss, W. 2, Rodland, K. 2, Barnett, B. 1, Leid, N. 1.

Player	ERA	W-L	AP	GS	CG	SHO	CBO	SV	IP	H	R	ER	BB	SO	OP/BA	WP	HB	BK
Stassi, B.	3.43	7-4	13	12	3	1	1	0	78.2	71	36	30	25	67	.247	2	2	1
Rasner, J.	3.43	1-0	17	1	0	0	0	1	39.1	36	17	15	11	23	.247	0	1	1
Jameson, T.	3.84	6-1	15	9	1	0	1	2	65.2	74	39	28	18	30	.285	1	4	1
Harvey, J.	3.86	2-0	10	0	0	0	0	0	14.0	16	6	6	2	12	.271	1	3	0
Graham, T.	4.17	4-6	23	1	0	0	0	10	41.0	42	28	19	13	34	.268	4	7	0
Cole, J.	4.95	4-3	17	10	3	1	1	2	72.2	77	50	40	18	30	.267	1	1	1
Garcia, C.	5.07	6-3	13	13	0	0	1	0	60.1	56	37	34	37	47	.245	4	3	1
Fagan, A.	5.59	1-0	9	1	0	0	0	0	9.2	11	7	6	5	3	.282	1	3	0
Witsoe, B.	5.74	3-2	17	5	0	0	0	2	47.0	61	39	30	34	33	.310	3	4	0
Keplinger, M.	6.92	1-1	17	0	0	0	0	0	13.0	15	12	10	9	5	.283	0	1	1
Suarez, B.	9.00	0-0	1	0	0	0	0	0	1.0	1	1	1	0	0	.250	0	1	0
Denham, R.	10.25	0-2	9	5	0	0	0	0	26.1	36	30	30	17	13	.346	3	0	0
Petragallo, B.	10.80	0-0	2	0	0	0	0	0	3.1	6	5	4	2	3	.400	0	2	0
McClaren, J.	11.39	0-0	15	1	0	0	0	0	21.1	33	30	27	19	10	.367	2	2	0
Rogstad, T.	12.79	1-0	6	1	0	0	0	0	6.1	8	10	9	6	2	.333	1	0	0
Soares, T.	18.00	0-0	1	0	0	0	0	0	1.0	2	2	2	0	0	.500	2	1	0
Totals	5.21	36-22	59	59	7	4	2	17	500.2	545	352	290	216	312	.279	25	35	6
Opponents	7.09	22-36	59	59	0	3	3	8	495.0	619	452	390	269	407	.308	48	81	7

PB - Team (6), Turay, M. 4, Escobar, C. 2, Opp (18). Pickoffs - Team (10), Turay, M. 3, Escobar, C. 3, Jameson, T. 1, Witsoe, B. 1, Denham, R. 1, Garcia, C. 1, Opp (9). SBA/ATT - Turay, M. (38-43), Escobar, C. (21-30), Jameson, T. (9-14), Stassi, B. (7-13), Denham, R. (11-12), Witsoe, B. (10-11), Cole, J. (9-10), Walters, S. (4-5), Graham, T. (5-5), McClaren, J. (2-4), Garcia, C. (3-4), Fagan, A. (3-3), Rasner, J. (2-3), Keplinger, M. (1-1), Harvey, J. (1-1).

2011 Nevada Wolf Pack Baseball

Record: 24-31 Home: 17-10 Away: 6-19 Neutral: 1-2 WAC: 12-12

Player	AVG	GP	GS	AB	R	H	2B	3B	HR	RBI	TB	SLG%	BB	HBP	SO	GDP	OB%	SF	SH	SB	
Stassi, B.	.360	55	55	203	29	73	19	3	2	34	104	.512	32	4	33	2	.454	1	5	5	6
Melino, N.	.303	55	55	201	43	61	19	0	4	27	92	.458	22	15	26	6	.405	4	0	6	9
Sing Chow, W.	.297	34	26	91	27	27	7	1	1	15	39	.429	17	9	6	1	.445	2	4	3	3
Escobar Jr., C.	.289	48	46	142	22	41	8	0	4	25	61	.430	13	2	33	3	.352	2	5	0	1
Shipley, B.	.287	46	44	136	19	39	7	1	1	19	51	.375	17	1	26	4	.370	0	7	4	5
Kohan, J.	.283	55	55	198	33	56	12	3	4	34	86	.434	22	6	29	4	.367	3	11	2	6
Barnett, B.	.267	48	47	172	31	46	11	2	5	28	76	.442	24	3	53	2	.361	3	0	3	5
Turay, M.	.260	34	18	77	13	20	1	1	1	13	26	.338	5	3	16	2	.318	3	5	4	6
Yrigoyen, G.	.257	55	55	187	23	48	2	1	3	33	61	.326	19	10	39	2	.353	2	8	10	13
Frisbie, C.	.256	26	12	39	4	10	5	0	0	3	15	.385	5	4	10	1	.396	0	1	1	2
Schu, J.	.250	15	1	4	1	1	0	0	0	1	.250	1	0	1	0	0	.400	0	0	1	2
Hernandez, H.	.248	46	34	129	11	32	8	1	1	17	45	.349	5	2	21	4	.285	1	2	0	1
Rowe, J.	.203	43	20	69	19	14	2	1	1	5	21	.304	10	4	25	3	.337	0	5	5	7
Rosa, A.	.195	16	9	41	4	8	1	0	0	2	9	.220	5	1	4	2	.298	0	0	0	0
Niebergall, T.	.190	31	16	63	8	12	1	1	0	4	15	.238	7	0	10	0	.264	2	1	0	0
Collins, C.	.091	12	1	11	0	1	0	0	0	3	1	.091	1	3	5	0	.333	0	0	0	0
McIntire, R.	.000	6	0	5	0	0	0	0	0	0	0	.000	0	0	1	0	.000	0	0	0	0
Gardner-Young, L.	.000	4	1	5	2	0	0	0	0	0	0	.000	0	0	3	0	.000	0	0	0	0
Rutledge, M.	.000	2	0	2	0	0	0	0	0	0	0	.000	0	0	1	1	.000	0	0	0	0
Totals	.275	55	55	1775	289	489	103	15	27	262	703	.396	205	67	342	37	.368	23	54	44	67
Opponents	.308	55	55	1832	326	564	114	17	20	300	772	.421	212	39	288	42	.389	12	49	54	85

LOB - Team (448), Opp (432), DPs turned - Team (53), Opp (42), CI - Team (0), Opp (1), IBB - Team (15), Melino, N. 4, Stassi, B. 4, Barnett, B. 2, Escobar, C. 2, Sing Chow, W. 1, Yrigoyen, G. 1, Schu, J. 1, Opp (9). Picked off - Kohan, J. 4, Yrigoyen, G. 2, Turay, M. 1, Stassi, B. 1, Niebergall, T., Shipley, B. 1, Escobar, C. 1.

Player	ERA	W-L	AP	GS	CG	SHO	CBO	SV	IP	H	R	ER	BB	SO	OP/BA	WP	HB	BK
Gardner, M.	1.71	2-1	19	0	0	0	0	6	21.0	18	8	4	9	23	.225	4	1	1
Prihar, S.	3.46	1-0	8	0	0	0	0	0	13.0	15	6	5	5	3	.278	0	1	0
Marks, T.	4.21	2-6	17	9	2	1	0	1	72.2	64	40	34	28	52	.243	8	8	3
Suarez, B.	4.26	1-0	9	0	0	0	0	0	19.0	19	10	9	9	16	.264	1	3	0
Jameson, T.	4.84	6-6	15	15	2	1	0	0	83.2	103	55	45	35	41	.311	4	3	5
Cole, J.	4.90	4-5	15	11	1	1	2	0	64.1	80	39	35	21	26	.321	0	4	0
Joukoff, M.	5.10	3-6	14	8	0	0	0	0	54.2	67	37	31	30	26	.309	1	5	1
Denham, R.	5.40	0-0	6	0	0	0	0	0	6.2	8	4	4	3	8	.308	0	0	0
Keplinger, M.	6.35	0-2	22	0	0	0	1	1	11.1	11	12	8	7	7	.262	3	3	1
Rogstad, T.	7.18	0-0	19	0	0	0	0	1	26.1	40	29	21	17	12	.370	5	1	1
McClaren, J.	7.29	1-0	13	0	0	0	0	0	21.0	30	19	17	12	16	.341	2	1	0
Stassi, B.	7.79	2-2	8	8	0	0	1	0	32.1	47	29	28	16	26	.346	2	3	1
Culligan, T.	7.84	1-3	17	2	0	0	1	0	20.2	33	18	18	7	16	.351	3	3	0
Shipley, B.	8.71	1-0	5	2	0	0	0	0	10.1	18	11	10	9	13	.383	2	2	0
Overbay, J.	10.38	0-0	4	0	0	0	0	0	4.1	9	7	5	3	3	.409	0	0	0
Sing Chow, W.	27.00	0-0	1	0	0	0	0	0	0.2	2	2	2	1	0	.667	0	1	0
Totals	5.38	24-31	55	55	5	5	2	9	462.0	564	326	276	212	288	.308	35	39	13
Opponents	4.80	31-24	55	55	7	4	3	13	462.2	489	289	247	205	342	.275	35	67	6

PB - Team (0), Opp (8). Pickoffs - Team (10), Escobar, C. 5, Jameson, T. 3, Culligan, T. 1, Joukoff, M. 1, Opp (11). SBA/ATT - Escobar, C. (45-64), Turay, M. (9-18), Jameson, T. (10-16), Joukoff, M. (11-15), Cole, J. (3-10), Marks, T. (4-9), Rogstad, T. (5-9), Suarez, B. (4-6), Stassi, B. (5-5), Keplinger, M. (3-4), McClaren, J. (4-4), Gardner, M. (2-3), Culligan, T. (2-3), Shipley, B. (1-1).

2012 Nevada Wolf Pack Baseball

Record: 32-25 Home: 21-10 Away: 10-13 Neutral: 1-2 WAC: 11-7

Player	AVG	GP	GS	AB	R	H	2B	3B	HR	RBI	TB	SLG%	BB	HBP	SO	GDP	OB%	SF	SH	SB	
Klein, B.	.335	57	56	203	33	68	16	6	8	42	120	.591	21	6	31	3	.409	2	4	2	6
Hernandez, H.	.333	5	2	9	0	3	1	0	0	1	4	.444	0	1	1	0	.400	0	0	1	1
McIntire, R.	.333	7	0	3	1	1	0	0	0	1	1	.333	0	1	1	0	.500	0	0	0	0
Meyer, K.	.324	56	52	182	23	59	9	2	1	34	75	.412	14	1	20	5	.366	5	6	1	6
Kohan, J.	.305	56	54	177	22	54	8	6	1	32	77	.435	14	2	40	2	.361	1	7	4	7
Jones, B.	.299	39	37	134	17	40	10	0	1	17	53	.396	11	3	25	4	.365	0	3	2	3
Yrigoyen, G.	.288	52	49	160	31	46	11	3	0	16	63	.394	17	10	33	4	.388	1	14	11	14
Anderson, J.	.286	55	54	203	36	58	5	5	0	19	73	.360	25	5	47	1	.376	1	4	10	13
Escobar Jr., C.	.283	54	51	173	28	49	14	1	5	38	80	.462	19	6	42	1	.368	3	2	2	3
Niebergall, T.	.279	38	12	68	15	19	8	0	1	9	30	.441	7	1	11	2	.355	0	1	1	3
Rowe, J.	.278	53	33	126	23	35	5	1	1	15	45	.357	19	7	36	1	.399	1	9	3	5
Byler, A.	.276	51	45	163	28	45	8	1	4	22	67	.411	18	15	32	1	.396	1	0	4	5
Hunt, K.	.246	54	51	167	26	41	8	2	1	19	56	.335	21	17	34	3	.385	0	15	9	14
Teel, R.	.244	24	9	41	3	10	0	1	0	5	12	.293	2	0	12	3	.273	1	2		

STANFORD REGIONAL PALO ALTO, CALIF.

Overall Record: 38-19
Big West Conference: 21-9
Regional Results: 1-2
 May 26, Alabama, L, 2-8
 May 27, Fresno State, W, 13-5
 May 27, Alabama, L, 5-6



2000

STANFORD REGIONAL PALO ALTO, CALIF.

Overall Record: 38-20
Big West Conference: 21-9
Regional Results: 2-2
 May 28, North Carolina, L, 5-8
 May 29, Loyola Marymount, W, 4-3
 May 29, North Carolina, W, 5-1
 May 30, Stanford, L, 4-7



1999

TEXAS TECH REGIONAL LUBBOCK, TEXAS

Overall Record: 39-21
Big West Conference: 20-10
Regional Results: 1-2
 May 22, Clemson, L, 9-13
 May 23, Southwest Texas State, W, 7-1
 May 24, Southwest Missouri State, L, 9-10



1997

TEXAS REGIONAL AUSTIN, TEXAS

Overall Record: 41-15
Big West Conference: 16-5
Regional Results: 1-2
 May 27, Texas-San Antonio, W, 11-8
 May 28, Texas, L, 6-16
 May 29, Arkansas State, L, 2-4



1994

ALL-CONFERENCE HONORS

NCBA

1977

First Team

Ron Ball, 2B

Second Team

Rob Young, OF; Rich Jameson, P

1978

Second Team

John Anderson, C; Bill Enos, OF; Michael Scott, P

1979

First Team

Bill Wallace, 1B (MVP)

Second Team

Al Kirby, P

1980

First Team

Mike Wallace, 3B (MVP)

Second Team

Jim Warner, 1B; Steve Travers, P; John Tolliver, DH

1981

First Team

Jim Stassi, C; Dan Farano, OF

Second Team

Fred Moreno, 2B; Barry Kuzminski, P

1982

(NCBA) First Team

Jim Stassi, C; Jim Ferguson, OF; Allen Grubb, UP

Second Team

Greg Campbell, 1B; Andy Miller, SS; Wayne Brandon, OF

1983

First Team

Jim Puzey, C; Larry Beinfest, UT

Rookie of the Year

Larry Beinfest

1984

First Team

Jim Puzey, C; Waymon Brown, 2B

Second Team

Rob Richie, OF; Shawn Barton, P; Ted Higgins, UP

WCC

1985

First Team

Jim Puzey, C; Ted Higgins, 1B; Giovanni Puccinelli, DH

Second Team

Rob Richie, OF; Bill Sherman, OF

1986

First Team

Rob Richie, OF; Mike Baker, IF

Second Team

Jose Serrato, C; Lance Bradford, OF; Jeff Barry, P

1987

First Team

Rob Richie, OF; Scott Anderson, UT

All District 8

Rob Richie, OF

1989

First Team

Don Angotti, UT; John DeRicco, 3B; Rod Nettnin, DH

Second Team

Jeff Barry, 1B; Aaron Turner, LH

All District 8

John DeRicco, 3B

1990

First Team

Rod Nettnin, DH

1991

First Team

Jay Patterson, OF; Junior Pro, UT

BIG WEST

1993

First Team

Erik Moreno, C

Second Team

Chris Singleton, OF; Chris Prieto, OF

1994

First Team

Mark Lewis, SS (MVP);

Mike Schroeder, DH

Second Team

Kevin Lake, P; Bobby Post, P; Neil Garcia, C; Justin Drizos, 1B; Jay Johnson, OF

1995

First Team

Justin Drizos, 1B

Second Team

Rico Lagattuta, P; Shane Slayton, OF; Chris Briones, DH

1996

First Team

Andy Dominique, Utility

Second Team

Scott Pfeifer, OF; Wade Jackson, IF

Honorable Mention

Shane Slayton, C; Glen Carson, 1B; Wade Jackson, 2B

1997

First Team

Andy Dominique, 3B (MVP);

Gary Johnson, OF

Second Team

Brent Husted, SP

Honorable Mention

Corky Miller, C; Jay Uhlman, SS

1998

First Team

Corky Miller, C; Lyle Overbay, OF; Jim Brink, P

Second Team

Justin Martin, 2B; Don Price, DH

Honorable Mention

Glen Carson, 1B

1999

First Team

Matt Ortiz, C; Don Price, 1B;

Lyle Overbay, OF

Second Team

Justin Martin, 2B; Ryan Church, UT;

Joe Inglett, OF; Chad Qualls, RHP;

Matt Rainer, RHP; Scott Albin, RHP

Honorable Mention

Arona Taele, OF; Matt Maguire, SS

2000

First Team

Matt Ortiz, C; Don Price, 1B

Ryan Church, OF;

Joe Inglett, OF (MVP);

Chad Qualls, P; Darrell Rasner, P

Second Team

Alex Rangel, 3B

WAC

2001

First Team

Bo Bryant, DH; Chris Dickerson, OF;

JaRell McIntyre, 1B

Second Team

Mateo Miramontes, RHP

2002

Second Team

Mike Gillies, UT; Darell Rasner, RHP

2003

First Team

Kevin Kouzmanoff, 3B

(Player of the Year)

Brett Hayes, C

(Freshman of the Year)

Chris Gimenez, OF

Second Team

Zachary Basch, RP; Jacob Butler, OF

Mateo Miramontes, SP; Taylor

Pullins, UT; Erick Streelman, 1B

2004

First Team

Brett Hayes, C; Jacob Butler, OF

Second Team

Chris Gimenez, OF; Joe Mercer, 3B;

Travis Sutton, RHP

2005

First Team

Brett Hayes, C; Jacob Butler, OF

Second Team

Ben Mummy, 1B; Carlos Madrid, 2B,

Ryan Rodriguez, RHP

2006

First Team

Shawn Scobee, OF

Second Team

Terry Walsh, DH; Durell Williams, OF

2007

First Team

Baker Krukow, DH; Matt Renfree, RP;

Ryan Rodriguez, SP; Terry Walsh, OF

Second Team

Shaun Kort, 1B; Rod Scurry, SP;

Chris Siewert, SS

(Pitcher of the Year)

Ryan Rodriguez, SP

(Freshman of the Year)

Shaun Kort, 1B

2008

First Team

Kyle Howe, SP; Jason Rodriguez, 3B

Second Team

Matt Bowman, OF; Mike Hale, OF;

Shaun Kort, 1B; Mario Rivera, RP

2009

First Team

Matt Bowman, UT; Travis Simas, C;

Nick Melino, DH

Second Team

Shaun Kort, 1B; Westley Moss, OF;

Derek Achelpohl, SP; Dan Tinlin, RP

2010

First Team

Shaun Kort, 1B; Brock Stassi, SP

Second Team

Brian Barnett, OF; Jeremy Cole, SP;

Tyler Graham, RP; Nick Melino, OF;

Brock Stassi, UTI

(Pitcher of the Year)

Brock Stassi, SP

2011

First Team

Brock Stassi, 1B

Second Team

Brian Barnett, OF; Nick Melino, OF;

Troy Marks, SP; Bradey Shipley, SS

2012

First Team

Brooks Klein, OF; Bradey Shipley, SP;

Tom Jameson, SP;

Carlos Escobar, Jr., C

Second Team

Kewby Meyer, 1B

SERIES RECORDS

School	W-L-T(Last Game)	School	W-L-T(Last Game)
Alabama	0-3-0(2008)	Santa Clara	53-63-2(2012)
Arkansas	0-1-0(2012)	Seattle University	9-3-0(2012)
Arkansas State	0-1-0(1994)	Sonoma State	22-3-0(2010)
Arizona	2-7-0(2000)	Southern Oregon	5-1-0(1982)
Arizona State	2-0-0(2006)	Southern Utah	12-0-0(2001)
Brigham Young	13-6-0(2012)	Southwest Missouri	1-1-0(1997)
Buffalon	2-0-0(2007)	Southwest Texas	1-1-0(1998)
California	13-16-0(2011)	St. Francis	1-0-0(1993)
Cal Poly Pomona	1-0-0(1996)	St. Mary's	56-56-1(2012)
Cal Poly SLO	16-11-0(2007)	Stanford	8-20-0(2008)
Cal State Bakersfield	4-2-0(2010)	Stetson	0-1-0(1986)
Cal State Chico	37-15-0(1994)	Stony Brook	1-0-0(2005)
Cal State Fullerton	7-30-0(2005)	TCU	3-3-0(2001)
Cal State Hayward	11-3-0(1990)	Texas	0-1-0(1994)
Cal State Monterey Bay	2-0-0(2008)	Texas A&M	1-1-0(1997)
Cal State Northridge	11-13-0(2006)	Texas-San Antonio	1-0-0(1994)
Cal State Stanislaus	15-14-0(1996)	Texas Tech	0-1-0(1998)
Central Arkansas	2-1-0(2010)	Tulane	1-1-0(1999)
Chapman	2-0-0(1992)	UC Davis	46-31-0(2012)
Clemson	1-1-0(1999)	UC Irvine	8-15-0(2012)
Creighton	0-0-1(1992)	UC Riverside	5-7-0(2008)
Dallas Baptist	0-1-0(2008)	UC Santa Barbara	16-19-0(2012)
Eastern Oregon	3-0-0(1991)	UT Arlington	1-0-0(2008)
Fresno State	48-79-0(2012)	UNLV	46-59-0(2012)
Gonzaga	3-2-0(2009)	UCLA	7-6-0(2005)
George Fox	1-0-0(1994)	USC	2-2-0(2005)
Grand Canyon	10-1-0(1995)	Utah	13-4-0(1994)
Hawai'i	35-32-0(2012)	Utah Valley University	16-4-0(2012)
Hawaii-Hilo	3-3-0(2001)	Valparaiso	2-0-0(1993)
Humboldt State	5-1-0(1982)	Virginia Tech	1-1-0(1995)
Illinois State	1-0-0(1994)	Warner Pacific	1-0-0(1989)
Kansas	2-0-0(1999)	Washington	7-5-0(2011)
Kansas State	0-1-0(2009)	Washington State	9-4-0(2004)
La Verne	1-0-0(1986)	West Virginia	1-0-0(2000)
Lewis-Clark	3-5-0(2004)	Western Kentucky	1-0-0(1993)
Linfield College	1-0-0(1992)	Western Oregon	3-0-0(1994)
Long Beach State	16-17-0(2000)	Western Washington	2-0-0(1978)
Los Angeles State	2-1-0(1976)	Westmont	0-1-0(1977)
Louisiana Tech	42-14-0(2012)	Whitman	2-0-0(1983)
Loyola Marymount	25-39-0(2012)	Wichita State	2-2-0(1999)
McNeese State	1-0-0(1997)	Willamette	3-0-0(1976)
Michigan State	1-0-0(2000)	Wyoming	4-0-0(1995)
Missouri	3-4-0(2009)		
Nebraska	2-2-0(1994)		
New Mexico	4-1-0(2012)		
New Mexico State	41-17-1(2012)		
Northern Illinois	4-0-0(2006)		
Northern Iowa	2-0-0(2000)		
Northwestern	1-0-0(1999)		
Notre Dame	0-1-0(1995)		
Oklahoma	1-0-0(2005)		
Oregon	5-6-0(2010)		
Oregon State	3-10-0(2012)		
Oregon Tech	21-1-0(1989)		
Pacific	97-57-0(2012)		
Pacific U.(Ore.)	3-0-0(1984)		
Pepperdine	18-43-0(2004)		
Portland	4-2-0(2006)		
Portland State	6-3-0(1998)		
Puget Sound	0-1-0(1978)		
Reno Silver Fox	2-0-0(1974)		
Rice	6-25-0(2005)		
Sacramento State	74-38-0(2012)		
San Diego	10-18-0(2009)		
San Diego State	6-5-0(2009)		
San Francisco	79-29-0(2012)		
San Francisco State	8-3-0(2012)		
San Jose State	65-76-0(2012)		



Rob Richie

YEAR-BY-YEAR RESULTS

1974

29-19 (11-7 WCAC-Third)

UC Davis	L	1-4
UC Davis	L	4-5
Sacramento St.	W	12-4
Sacramento St.	W	7-2
Chico St.	L	0-2
Chico St.	L	0-3
San Francisco St.	L	0-3
San Francisco St.	W	7-3
San Francisco St.	W	7-4
Stanislaus St.	W	8-6
Stanislaus St.	L	0-8
Humboldt St.	W	9-7
Humboldt St.	W	7-4
Humboldt St.	W	17-4
St. Mary's	L	4-5
St. Mary's	W	8-3
St. Mary's	W	3-0
UNLV	W	4-2
UNLV	W	12-4
UNLV	L	10-1
Cal Poly SLO	W	8-7
Cal Poly SLO	W	7-5
Cal Poly SLO	L	0-5
Cal Poly SLO	L	1-9
Stanislaus St.	W	7-0
Stanislaus St.	W	8-1
Loyola	W	4-1
Loyola	W	5-4
Loyola	W	16-3
Pepperdine	L	1-4
Pepperdine	L	8-9
Pepperdine	W	7-4
USF	W	5-4
USF	W	6-5
USF	W	10-3
Chico St.	W	13-6
Chico St.	W	15-14
Santa Clara	L	3-4
Santa Clara	L	0-15
Santa Clara	L	1-5
Reno Silver Sox	W	10-6
UC Davis	L	4-14
UC Davis	W	9-8
Sacramento St.	L	1-15
Sacramento St.	W	16-8
Pacific	L	7-14
Pacific	W	5-4
Pacific	L	0-4

1975

12-23 (3-15 WCAC-Seventh)

at Sacramento St.	L	3-5
at Sacramento St.	L	1-11
at Stanford	L	3-4
at U.C. Davis	L	7-10
at U.C. Davis	L	1-4
at Chico State	L	1-7
at Chico State	L	0-16
at Pacific	L	0-5
at Pacific	W	8-6
at Pacific	W	7-6
Cal State Hayward	W	9-5
U.C. Irvine	L	2-3
U.C. Irvine	W	5-3
U.C. Irvine	W	4-3
at USF	L	5-6
at USF	W	13-5
at USF	L	0-3
Pepperdine	L	7-12
Pepperdine	L	3-4
Pepperdine	L	1-7
Sacramento St.	W	18-7
Sacramento St.	W	14-7
at Loyola	L	2-5
at Loyola	L	10-11
at Loyola	L	4-9
U.C. Davis	L	6-8

U.C. Davis	W	6-5
at UNLV	L	2-12
at UNLV	W	10-7
at UNLV	W	18-2
Chico State	L	4-16
Chico State	W	7-5
St. Mary's	L	11-19
St. Mary's	L	4-12
St. Mary's	L	2-17

1976

24-26 (6-12 WCAC-Sixth)

at Stanislaus St.	L	2-4
at Stanislaus St.	W	12-4
at Sacramento St.	W	7-0
at Sacramento St.	L	3-6
at Hayward St.	L	2-11
at Hayward St.	L	6-7
at Hayward St.	L	2-7
at Chico St.	W	8-7
at Chico St.	W	4-2
Pacific	W	3-1
Pacific	L	8-11
Pacific	L	5-7
Sacramento St.	W	10-2
Sacramento St.	L	0-2
vs. Southern Oregon	W	4-0
vs. Oregon Tech	W	4-0
vs. Chico St.	W	5-2
vs. Humboldt St.	L	1-2
vs. Lewis & Clark	W	6-3
vs. Willamette	W	4-3
at UC Davis	W	5-3
at UC Davis	W	5-1
at St. Mary's	W	2-1
at St. Mary's	L	1-11
at UC Irvine	W	4-2
at UC Irvine	L	2-3
at Santa Clara	L	0-11
at Santa Clara	L	2-4
at Santa Clara	L	0-2
Stanislaus St.	L	4-9
Stanislaus St.	L	2-6
San Francisco	W	10-5
San Francisco	W	3-2
San Francisco	W	9-0
at Pepperdine	L	0-3
at Pepperdine	L	3-5
at Pepperdine	L	0-1
Loyola	L	6-11
Loyola	L	7-13
Loyola	L	10-13
UC Davis	W	6-4
UC Davis	W	13-3
L.A. State	L	4-7
L.A. State	W	15-6
L.A. State	W	5-2
UNLV	L	0-5
UNLV	L	1-5
UNLV	W	3-2

1977

25-29 (15-21 NCBA-Sixth)

at UC Davis	L	1-5
at UC Davis	L	3-6
at Stanislaus St.	L	1-3
at Stanislaus St.	L	3-6
at San Jose St.	W	5-0
at San Jose St.	L	2-3
at San Jose St.	L	1-7
at Fresno St.	L	0-4
at Fresno St.	L	1-6
at Fresno St.	L	1-8
at Chico St.	W	5-4
at Chico St.	W	7-5
St. Mary's	L	5-10
St. Mary's	L	2-1
St. Mary's	L	9-11
UC Davis	L	5-14
at San Francisco	L	4-6

at San Francisco	W	5-3
at San Francisco	W	7-4
Boise St.	L	11-14
at Pacific	W	1-0
at Pacific	L	3-7
at Pacific	L	2-6
at Sacramento St.	W	5-4
at Sacramento St.	L	3-6
Santa Clara	L	0-6
Santa Clara	W	7-5
Santa Clara	L	3-7
Fresno St.	W	5-0
Fresno St.	W	9-1
Fresno St.	W	5-1
Westmont College	L	4-9
Pacific	W	8-4
Pacific	W	14-11
at St. Mary's	L	0-4
at St. Mary's	L	2-3
at St. Mary's	L	3-4
San Francisco	W	9-1
San Francisco	W	11-4
San Francisco	W	15-2
Sacramento St.	W	11-2
Sacramento St.	W	4-3
Pacific	W	9-8
Pacific	W	7-3
Pacific	L	1-12
at Santa Clara	L	2-18
at Santa Clara	L	2-7
at Santa Clara	L	3-4
Chico St.	W	13-10
Cal Berkeley	W	4-3
Cal Berkeley	L	4-9
San Jose St.	L	2-3
San Jose St.	W	13-9
San Jose St.	W	2-1

1978

25-28 (17-17 NCBA-Fifth)

at Fresno St.	L	0-9
at Fresno St.	W	4-3
at Stanislaus St.	W	3-2
at Stanislaus St.	L	3-8
at San Francisco	L	1-3
at San Francisco	W	8-6
at San Francisco	W	6-3
at Chico St.	W	6-5
at Chico St.	L	4-5
at Santa Clara	L	2-9
at Santa Clara	L	3-9
at Santa Clara	L	3-9
at U.C. Davis	L	2-3
at U.C. Davis	L	5-6
Pacific	L	0-15
at St. Mary's	L	7-8
at St. Mary's	L	2-8
at St. Mary's	L	4-6
Pacific	L	6-7
Pacific	W	7-5
San Jose St.	L	5-11
San Jose St.	W	5-2
San Jose St.	W	4-1
Oregon tech	W	6-0
Western Washington	W	4-3
Western Washington	W	3-1
Puget Sound	L	0-2
Fresno St.	W	9-8
Fresno St.	W	12-8
Fresno St.	W	4-2
San Francisco	W	4-0
San Francisco	W	2-1
San Francisco	W	3-0
Stanislaus St.	L	1-2
Stanislaus St.	L	1-6
Santa Clara	L	7-21
Santa Clara	W	6-5
Santa Clara	W	9-8
Chico St.	W	3-2
Chico St.	L	7-15

Pacific	L	2-4
Pacific	L	1-8
Pacific	W	8-5
St. Mary's	W	5-3
St. Mary's	W	7-6
U.C. Davis	W	19-5
U.C. Davis	L	2-3
San Jose St.	L	2-10
San Jose St.	L	4-19
San Jose St.	L	3-19
UNLV	L	2-6
UNLV	L	3-4
UNLV	W	7-5

1979

25-29 (15-21 NCBA-Sixth)

at Stanford	L	2-4
at Cal Berkeley	L	3-6
at Cal Berkeley	W	8-1
at Sacramento	W	13-3
at St. Mary's	L	4-5
at St. Mary's	W	6-0
at St. Mary's	L	1-6
San Jose St.	W	6-3
San Jose St.	L	3-10
San Jose St.	L	1-7
at Pacific	W	4-1
at Pacific	W	11-3
at Pacific	W	7-0
Fresno St.	L	4-8
Fresno St.	L	4-11
Fresno St.	W	2-1
at USF	W	13-8
at USF	W	12-1
at USF	L	6-7
Santa Clara	W	10-9
Santa Clara	W	2-1
Santa Clara	L	3-4
St. Mary's	L	4-8
St. Mary's	W	5-3
St. Mary's	L	2-3
at San Jose St.	L	1-5
at San Jose St.	L	0-5
at San Jose St.	L	3-4
at Cal-Davis	W	9-7
Sacramento St.	W	13-5
Pacific	L	4-10
Pacific	L	8-17
Pacific	W	9-8
Pacific	L	2-10
Southern Oregon	W	9-5
BYU	W	18-11
BYU	W	11-4
at Fresno St.	L	3-6
at Fresno St.	L	2-4
at Fresno St.	W	5-4
Stanislaus St.	L	4-6
Stanislaus St.	W	10-4
USF	W	4-3
USF	L	3-4
USF	W	6-1
Cal-Davis	L	14-15
Chico St.	W	8-5
at Santa Clara	L	3-5
at Santa Clara	L	3-4
at Santa Clara	L	1-2
UNLV	W	4-1
UNLV	L	6-13
UNLV	L	0-16
UNLV	L	10-12

1980

38-22-1 (19-13 NCBA-Second)

at Cal Berkeley	L	3-14
at Stanford	L	3-17
at Stanford	L	1-3
at Sacramento St.	W	11-2
at USF	W	2-1

YEAR-BY-YEAR RESULTS

at USF	W 10-2
at USF	W 6-5
at Chico St.	W 13-11
Southern Oregon	W 14-0
Southern Oregon	W 7-0
at Fresno St.	L 4-14
at Fresno St.	L 0-3
at Fresno St.	L 0-1
at Cal-Davis	W 5-2
at St. Mary's	W 10-6
at St. Mary's	W 7-1
at St. Mary's	W 6-5
at San Jose St.	L 3-4
at San Jose St.	L 0-1
at San Jose St.	W 10-4
Pacific	L 8-10
Pacific	W 10-7
Pacific	W 12-11
Oregon Tech.	W 18-4
San Francisco	W 6-2
San Francisco	W 6-1
San Francisco	W 5-4
Univ. of Oregon	W 5-1
Univ. of Oregon	W 7-3
Univ. of Oregon	W 7-2
Sonoma State	W 9-7
Sonoma State	W 16-9
Sonoma State	W 15-6
Santa Clara	W 9-2
Santa Clara	W 9-4
Santa Clara	W 10-1

Fresno St.	L 9-13
Fresno St.	L 5-7
Fresno St.	W 8-4
Chico St.	L 6-10
at St. Mary's	W 4-2
at St. Mary's	L 5-6
at St. Mary's	T 3-3
BYU	W 11-10
BYU	L 2-3
San Jose St.	L 2-5
San Jose St.	L 7-22
San Jose St.	W 4-2
UC Davis	W 14-5
at Pacific	L 6-8
at Pacific	L 1-4
at Pacific	W 10-4
at UNLV	L 3-19
at UNLV	L 2-22
at UNLV	L 7-12

1981

35-26 (23-13 NCBA-Second)

vs. Sacramento St.	W 7-6
vs. Stanford	L 6-9
vs. Cal	W 6-5
vs. Cal	L 2-10
at Chico State	L 5-6
at San Jose St.	L 4-7
at San Jose St.	L 3-4
at San Jose St.	W 9-1
at Sonoma St.	W 7-3
at Fresno St.	W 3-2

at Santa Clara	W 8-5
at Santa Clara	W 4-3
at Saint Mary's	L 0-1
Pacific	L 3-5
Pacific	W 9-5
Pacific	W 17-9
BYU	W 7-5
BYU	L 9-12
San Jose St.	W 13-4
San Jose St.	W 12-6
San Jose St.	W 4-1
Washington St.	W 14-12
Fresno St.	L 5-9
Fresno St.	L 12-18
Fresno St.	W 5-3
Humboldt St.	W 11-8
Humboldt St.	W 22-1
St. Mary's	W 10-9
St. Mary's	W 15-9
St. Mary's	W 5-4
San Francisco	L 10-12
San Francisco	W 12-7
San Francisco	L 9-10
at St. Mary's	W 8-3
at St. Mary's	L 1-4
Santa Clara	W 21-6
Santa Clara	W 7-3
Santa Clara	W 12-3
Sonoma St.	W 6-5
Sonoma St.	W 5-4
Chico St.	W 15-6
at Pacific	L 1-7
at Pacific	L 1-4
at Pacific	L 3-4
UNLV	L 5-13
UNLV	L 3-4
UNLV	L 6-19
Hawaii	L 5-9
Hawaii	L 0-4
Hawaii	L 0-5
Hawaii	L 3-12
at Santa Clara	W 8-5
at Fresno St.	L 4-7
at Fresno St.	L 6-9

1982

25-25 (13-20 NCBA-Fifth)


vs. San Francisco	W 5-3
vs. Sacramento St.	W 8-5
vs. UC Davis	W 7-6
at St. Mary's	L 0-2
at St. Mary's	W 6-5
at St. Mary's	W 5-2
at Chico St.	L 5-9
at San Francisco	L 7-11
at San Francisco	L 2-18
at San Francisco	W 9-4
at San Jose St.	L 13-14
at San Jose St.	W 10-9
at San Jose St.	L 1-5
at Santa Clara	L 0-10
at Santa Clara	L 3-4
at Sonoma St.	W 8-3
at Fresno St.	L 2-5
at Fresno St.	L 0-18
at Fresno St.	W 1-0
Pacific	W 10-9
Pacific	L 2-4
Pacific	W 6-5
Utah	W 7-5
Utah	W 2-1
Washington St.	L 6-9
UC Davis	W 18-17
Santa Clara	L 7-12
Santa Clara	L 3-4
Santa Clara	L 5-10
at Santa Clara	L 3-7
San Francisco	W 10-6
San Francisco	W 22-19

San Francisco	W 21-6
San Francisco	W 21-6
Southern Oregon	W 12-2
Southern Oregon	L 3-4
San Jose St.	W 9-8
San Jose St.	W 6-5
San Jose St.	L 12-16
Oregon Tech	L 6-8
Oregon Tech	W 14-7
Fresno St.	L 8-16
Fresno St.	L 5-29
Fresno St.	L 10-12
Sonoma St.	W 7-1
Sonoma St.	W 10-5
at Pacific	L 2-5
at Pacific	L 4-9
at Pacific	W 5-0
Cal	W 5-2
Cal	L 1-5

1983


19-28 (10-17 NCBA-Sixth)

at Stanislaus St.	L 1-3
at Stanislaus St.	L 3-9
Utah	W 5-3
Utah	W 3-2
Utah	W 6-1
Utah	L 0-2
Oregon Tech	W 7-4
Oregon Tech	W 9-3
at Chico St.	W 6-1
Sacramento St.	L 8-23
Chico St.	W 12-10
Whitman College	W 10-8
Whitman College	W 16-2
San Francisco	W 6-5
San Francisco	W 7-5
at San Francisco	L 8-9
at San Francisco	L 6-7
at San Francisco	W 5-0
at Stanford	L 1-7
at CSU Berkeley	L 6-7
Lewis & Clark	L 4-9
Lewis & Clark	L 8-14
Lewis & Clark	L 3-13
at Santa Clara	L 5-11
at Santa Clara	L 0-6
Santa Clara	L 9-10
Santa Clara	W 8-1
Santa Clara	L 7-10
at St. Mary's	W 2-1
St. Mary's	L 3-9
St. Mary's	L 13-25
St. Mary's	L 3-10
St. Mary's	L 1-17
at Pacific	W 4-3
at Pacific	L 1-3
at Pacific	L 0-4
San Jose St.	W 13-2
San Jose St.	L 1-18
at Fresno St.	W 8-5
at Fresno St.	W 7-6
Fresno St.	L 5-10
Fresno St.	L 3-10
Fresno St.	L 1-7
at UNLV	L 11-12
at UNLV	L 2-3
Pacific	L 5-7
Pacific	W 9-3



Darrell Rasner

YEAR-BY-YEAR RESULTS



Joe Inglett

1984

29-19-1 (14-15 NCBA-2nd)

at Stanford	W	5-1
at CSU Northridge	W	16-8
at Pepperdine	L	2-9
at Long Beach St.	T	6-6
at California	L	6-8
at California	L	9-13
at California	W	10-6
Oregon Tech	W	17-1
Oregon Tech	W	9-5
Stanislaus St.	W	11-6
Utah	W	10-4
Utah	W	6-0
Utah	W	10-4
Utah	L	2-4
Sonoma St.	W	20-11
Pacific (Ore.)	W	17-2
Pacific (Ore.)	W	9-6
Pacific (Ore.)	W	11-2
Sacramento St.	W	16-12
Western Oregon St.	W	9-3
at St. Mary's	L	5-9
at St. Mary's	W	5-1
at St. Mary's	L	1-3
at Pacific	W	7-0
at Pacific	L	0-2
San Jose St.	W	28-8
San Jose St.	L	6-23
San Jose St.	W	8-2
Fresno St.	L	7-26
Fresno St.	L	6-12
at San Francisco	L	7-8
at San Francisco	L	2-3
at Santa Clara	L	0-13

at Santa Clara	W	11-6
at Santa Clara	L	3-5
St. Mary's	W	7-2
Pacific	W	9-7
Pacific	W	8-5
Pacific	L	1-4
at San Jose St.	W	5-2
at San Jose St.	W	12-5
at Fresno St.	L	5-12
at Fresno St.	L	0-5
at Fresno St.	L	3-9
San Francisco	W	18-6
San Francisco	W	7-6
San Francisco	W	28-4
Santa Clara	W	20-14
Santa Clara	L	12-17

1985

26-26 (11-13 WCC-Fifth)

at UNLV	L	2-17
at UNLV	L	3-14
at UNLV	L	0-10
at Sacramento St.	W	4-2
at Sacramento St.	L	1-7
at San Jose St.	L	0-3
at San Jose St.	W	2-0
at San Jose St.	L	2-7
at Sonoma St.	W	4-2
at Chico St.	W	10-9
California	L	6-14
at San Francisco	W	2-0
at San Francisco	W	11-5
Oregon Tech	W	11-2
Oregon Tech	W	11-2
at San Diego	L	8-14

at San Diego	W	11-1
at San Diego	L	7-8
Santa Clara	W	22-10
Santa Clara	L	14-25
Santa Clara	L	2-19
Eastern Oregon	W	29-3
Eastern Oregon	W	13-8
at St. Mary's	L	2-5
at St. Mary's	L	0-1
Long Beach St.	L	9-18
UNLV	L	3-8
Fresno St.	W	6-5
Long Beach State	L	3-8
UNLV	W	4-2
San Francisco	W	15-2
San Francisco	L	6-9
San Francisco	W	11-5
Chico St.	L	7-8
Pepperdine	L	10-12
Pepperdine	W	9-8
Pepperdine	L	5-7
Sacramento St.	W	15-12
Sacramento St.	W	9-8
at Santa Clara	W	5-3
at Santa Clara	L	2-3
Pacific	W	9-8
St. Mary's	W	13-4
St. Mary's	L	1-3
St. Mary's	L	6-10
Fresno St.	W	14-13
Fresno St.	W	11-10
at Loyola Marymount	L	4-8
at Loyola Marymount	W	7-3
at Loyola Marymount	W	10-5
UNLV	L	4-6
UNLV	L	7-8

1986

24-25 (11-9 WCC-Third)

at San Jose St.	W	4-3
at San Jose St.	W	7-3
at San Jose St.	W	6-5
at Sacramento St.	L	0-4
at Sacramento St.	L	2-3
at UNLV	W	14-8
at UNLV	L	6-11
at UC Davis	W	8-6
at San Francisco St.	W	10-4
at San Francisco St.	L	4-6
at San Francisco St.	W	6-2
at Pacific	L	4-5
at Santa Clara	W	11-4
Fullerton St.	L	2-8
BYU	L	5-9
Stetson	L	2-6
San Diego St.	L	3-4
Nebraska	L	4-6
Fresno St.	L	2-7
Oregon Tech	W	12-9
San Diego	W	11-7
San Diego	L	1-6
San Diego	W	19-2
San Jose State	W	21-6
Laverne	W	14-6
St. Mary's	L	13-14
St. Mary's	W	9-4
St. Mary's	L	2-4
at San Francisco	L	1-10
at San Francisco	L	1-4
at San Francisco	W	9-5
Sonoma St.	L	8-17
Sonoma St.	W	11-2
at Pepperdine	L	4-8
at Pepperdine	L	0-1
at Pepperdine	L	0-8
Chico St.	W	5-3
Chico St.	W	20-16
Santa Clara	W	7-6
Santa Clara	W	11-7

UC Davis	L	6-21
at St. Mary's	W	13-9
at St. Mary's	W	6-5
Loyola Marymount	W	11-8
Loyola Marymount	W	9-1
Loyola Marymount	L	8-10
UNLV	L	2-5
UNLV	L	6-11
UNLV	L	5-11

1987

24-29-1 (8-14 WCC-Fifth)

at San Jose St.	W	13-9
at San Jose St.	L	0-1
at Hayward St.	W	7-5
at Hayward St.	W	7-0
at Hayward St.	W	3-2
at California	L	4-5
at California	L	5-12
at California	L	8-9
at Pacific	W	4-1
at Pacific	L	2-3
at Pacific	W	5-0
at Chico St.	W	8-6
at San Francisco	W	4-3
at San Francisco	L	0-4
Sonoma St.	L	5-11
Santa Clara	L	6-8
Santa Clara	W	3-2
Santa Clara	T	11-11
UC Davis	L	2-3
San Jose St.	W	3-2
San Jose St.	W	9-6
Sacramento St.	W	14-2
Pacific	L	8-11
at San Diego	L	8-12
at San Diego	L	6-7
Nebraska	L	3-4
at UNLV	W	5-1
at St. Mary's	W	3-2
at St. Mary's	W	5-4
Oregon Tech	W	14-1
Oregon Tech	W	17-0
San Francisco	W	16-10
San Francisco	W	5-4
San Francisco	L	9-10
CSU Hayward	W	14-8
Pepperdine	L	9-22
Pepperdine	L	0-7
Pepperdine	L	6-8
Chico St.	W	3-1
Chico St.	L	4-10
Chico St.	L	9-15
at Sacramento St.	L	2-9
at Santa Clara	W	10-2
at Santa Clara	L	3-4
Fresno St.	L	6-7
Fresno St.	L	4-19
St. Mary's	L	7-11
St. Mary's	L	4-5
St. Mary's	L	5-6
UC Davis	W	11-5
at Loyola Marymount	W	4-2
at Loyola Marymount	L	2-9
at Loyola Marymount	L	2-7
UNLV	L	4-9

1988

27-29 (5-17 WCC-Sixth)

at San Jose St.	L	8-9
at San Jose St.	W	4-2
at San Jose St.	W	3-0
at Pacific	W	14-2
at UC Davis	W	5-3
at UC Davis	W	14-9
Chico St.	W	4-3
at UNLV	L	2-11
at UNLV	L	1-3
at UNLV	W	8-5

YEAR-BY-YEAR RESULTS

at San Francisco St.	L	6-8
at San Francisco St.	W	12-11
at CSU Hayward	W	7-6
at Fresno St.	L	1-18
at Fresno St.	L	1-9
at Fresno St.	L	1-15
Pacific	W	9-4
Pacific	W	6-3
Pacific	W	4-3
San Jose St.	W	6-5
San Jose St.	W	5-4
San Jose St.	L	1-15
Arizona	L	3-7
Arizona	L	6-7
Arizona	L	6-17
CSU Hayward	W	7-5
CSU Hayward	L	4-7
CSU Hayward	W	3-1
at Santa Clara	L	3-6
at Santa Clara	L	7-8
at Santa Clara	L	4-6
at Santa Clara	L	2-11
Oregon Tech	W	13-8
Oregon Tech	W	6-4
Chico St.	W	5-2
Chico St.	W	8-4
Sonoma St.	W	6-3
San Francisco	L	10-20
San Francisco	W	11-8
San Francisco	W	7-3
San Francisco	W	8-2
at Pepperdine	L	2-7
at Pepperdine	L	0-11
at Pepperdine	L	2-3
at Pepperdine	L	1-11
Loyola Marymount	L	3-8
Loyola Marymount	L	5-25
Loyola Marymount	L	9-18
Loyola Marymount	W	10-5
San Diego	L	7-18
San Diego	L	2-9
San Diego	L	7-11
UC Davis	W	12-2
at St. Mary's	L	4-5
at St. Mary's	W	7-2
at St. Mary's	L	2-3

1989

30-28 (12-12 WCC-Fourth)		
at San Jose St.	L	7-18
at San Jose St.	L	4-13
at San Jose St.	L	2-8
at Arizona	L	2-5
at Arizona	L	3-6
at Arizona	L	4-6
at Chico St.	L	6-8
at UC Davis	L	1-4
at UC Davis	L	5-7
at UC Davis	W	5-0
at Sonoma St.	W	13-2
at CS Hayward	W	6-1
at CS Hayward	W	5-4
at CS Hayward	W	7-2
at CS Hayward	W	2-0
at Pacific	W	12-2
at Pacific	W	4-3
at Pacific	W	5-2
at Sacramento St.	L	0-5
at Sacramento St.	W	7-2
Missouri	W	12-8
Missouri	L	3-9
Missouri	L	7-10
Pacific	L	6-13
UNLV	L	7-8
UNLV	W	6-5
UNLV	L	10-18
Lewis and Clark	W	11-4
Oregon Tech	W	11-6
Warner Pacific	W	12-0

San Jose St.	W	11-10
Chico St.	W	12-9
Santa Clara	W	6-4
Santa Clara	W	8-4
Santa Clara	L	6-9
Santa Clara	L	11-22
at San Francisco	W	6-5
at San Francisco	W	6-4
at San Francisco	W	12-2
at San Francisco	W	13-9
Pepperdine	L	1-7
Pepperdine	W	6-4
Pepperdine	L	6-19
Pepperdine	L	2-5
at Loyola Marymount	L	2-3
at Loyola Marymount	L	6-7
at Loyola Marymount	L	6-8
at Loyola Marymount	L	2-9
at San Diego	W	11-6
at San Diego	W	13-0
at San Diego	L	7-8
at San Diego	L	6-7
UC Davis	W	20-8
St. Mary's	L	3-5
St. Mary's	W	12-5
St. Mary's	W	4-0
St. Mary's	W	11-6
Fresno St.	L	8-9

1990


31-22 (15-14 WCC-Third)		
at UC Santa Barbara	L	5-9
at UC Santa Barbara	L	7-13
at UC Santa Barbara	L	3-14
at UC Davis	W	9-0
at UC Davis	L	0-1
at UC Davis	W	8-4
at Pacific	W	10-5
at Chico St.	W	6-3
at Chico St.	W	13-3
Oregon St.	W	4-3
Sonoma St.	L	8-9
Sonoma St.	W	7-3
San Diego	W	12-0
San Diego	L	2-3
San Diego	L	7-14
Chico St.	W	14-2
Pepperdine	W	7-6
Pepperdine	L	3-6
Pepperdine	L	5-7
Pacific	L	10-12
Santa Clara	L	15-16
Santa Clara	W	7-4
Santa Clara	L	5-12
Hayward St.	W	9-2
Hayward St.	W	17-1
Loyola Marymount	L	4-17
Loyola Marymount	L	3-14
Loyola Marymount	L	5-6
Loyola Marymount	L	2-3
Stanislaus	W	10-5
San Francisco	W	8-6
San Francisco	W	14-1
San Francisco	W	5-2
San Francisco	W	16-14
Fresno St.	L	1-6
San Diego St.	L	3-4
San Diego St.	W	7-3
San Diego St.	W	9-8
UC Davis	W	14-6
Pepperdine	L	2-4
Pepperdine	W	6-5
Pepperdine	L	1-5
Sacramento St.	W	13-4
Sacramento St.	W	13-9
Sacramento St.	W	9-7
Stanislaus	W	8-3
St. Mary's	W	16-8
St. Mary's	W	11-10

St. Mary's	W	15-2
St. Mary's	W	5-3
Santa Clara	L	6-8
Santa Clara	L	4-9
Santa Clara	W	12-1

1991

24-33 (10-25 WCC-Sixth)		
at UC Davis	L	1-3
at Loyola Marymount	L	2-11
at Loyola Marymount	W	10-5
at Loyola Marymount	L	1-19
Chico St.	L	5-7
at Pacific	W	10-7
at Pacific	W	5-2
at Pacific	W	4-1
at Santa Clara	L	1-9
at Santa Clara	L	0-3
at Santa Clara	W	9-6
CS Stanislaus	W	4-3
San Francisco	W	15-7
San Francisco	L	8-9
San Francisco	W	8-4
at Pepperdine	L	0-6
at Pepperdine	L	1-7
at Pepperdine	L	1-4
San Diego	W	4-0
San Diego	W	7-5
Eastern Oregon	W	23-13
St. Mary's	L	1-18

St. Mary's	L	1-5
St. Mary's	L	3-8
Chico St.	W	3-2
Chico St.	W	5-4
Western Oregon	W	23-3
Western Oregon	W	9-5
at UNLV	L	4-7
at UNLV	W	11-7
at San Francisco	L	1-7
at San Francisco	W	2-0
at San Francisco	L	3-4
CS Sacramento	L	4-9
at San Diego	L	6-8
at San Diego	L	3-5
at San Diego	L	8-9
UC Berkeley	L	2-8
Santa Clara	L	2-11
Santa Clara	L	4-5
Santa Clara	L	8-9
Fresno St.	W	7-4
Fresno St.	L	6-11
at Sacramento St.	W	6-5
at Sacramento St.	L	1-2
at Sacramento St.	L	3-9
UC Davis	W	4-1
Loyola Marymount	L	12-24
Loyola Marymount	W	5-4
Loyola Marymount	L	3-8
at Pacific	W	4-1
Pepperdine	W	9-8



Scott Albin

YEAR-BY-YEAR RESULTS

Pepperdine W 6-5
 Pepperdine L 2-12
 at St. Mary's L 4-5
 at St. Mary's L 0-10
 at St. Mary's L 0-2

1992

43-11-1 (Independent)

at Loyola Marymount L 12-4
 at Loyola Marymount W 5-4
 at Loyola Marymount W 6-4
 UC Davis W 10-5
 Utah W 5-3
 Pacific L 2-6
 at California L 8-9
 at Pacific W 1-0
 at Pacific W 5-1
 at Santa Clara W 8-4
 Utah W 16-3
 Pacific W 9-7
 Utah W 9-1
 vs. Gonzaga W 8-7
 vs. Washington St. W 2-1
 vs. Portland St. W 7-3
 vs. Lewis-Clark St. L 4-14
 vs. Linfield College W 15-9
 CS Stanislaus W 15-3
 Wyoming W 6-5
 Wyoming W 6-0
 vs. CS Northridge L 7-10
 vs. Creighton T 7-7
 vs. Wyoming W 11-0
 vs. Washington St. L 2-4
 vs. Nebraska W 7-2
 vs. Washington St. L 4-5
 Oregon St. W 7-5
 Sonoma St. W 6-5
 Chico St. W 7-3
 at CS Northridge L 4-6
 at CS Northridge L 1-4
 at CS Northridge L 4-9
 California W 17-8
 Southern Utah W 18-5
 Southern Utah W 16-2
 Southern Utah W 3-1
 Southern Utah W 25-4
 Sacramento St. W 8-5
 San Francisco W 6-3
 San Francisco W 8-1
 San Francisco W 10-5
 UC Davis W 13-3
 Grand Canyon W 9-1
 Grand Canyon W 5-1
 Grand Canyon W 11-8
 at Chico St. W 8-1
 Pacific W 11-6
 Chapman W 17-8
 Chapman W 6-4
 at Sacramento St. W 10-2
 at Sacramento St. L 1-3
 UNLV W 10-9
 UNLV W 9-5
 UNLV W 2-0

1993

28-19-1 (7-14 Big West-Seventh)

at Santa Clara L 4-5
 at Santa Clara L 2-9
 at Santa Clara T 1-1
 at San Diego St. W 7-4
 at St. Francis W 10-3
 Western Kentucky W 9-1
 at San Diego St. W 10-4
 at UC Davis L 0-2
 Sacramento St. L 11-17
 Valparaiso W 12-4
 Valparaiso W 7-1
 Brigham Young W 4-3
 Brigham Young W 9-4

Brigham Young W 3-0
 at Sacramento St. W 10-5
 Southern Utah W 12-7
 Southern Utah W 28-11
 Southern Utah W 5-1
 Santa Clara W 24-2
 Santa Clara W 16-6
 at Grand Canyon L 1-2
 at Grand Canyon W 6-4
 Stanford W 6-5
 CS Fullerton L 1-10
 CS Fullerton L 4-16
 CS Fullerton W 11-1
 at Pacific W 8-3
 at Pacific W 2-1
 at Pacific W 3-2
 Chico St. W 16-1
 Chico St. W 19-2
 at San Jose St. L 3-4
 at San Jose St. L 0-1
 at San Jose St. W 5-4
 California W 6-3
 New Mexico St. L 5-8
 New Mexico St. L 14-16
 New Mexico St. L 4-10
 UC Davis W 7-6
 UNLV L 4-9
 UNLV W 14-10
 UNLV L 6-10
 at Long Beach St. L 0-15
 at Long Beach St. L 1-2
 at Long Beach St. L 3-4
 UC Santa Barbara W 7-4
 UC Santa Barbara L 2-7
 UC Santa Barbara L 7-9

1994

41-15 (16-5 Big West-Champions)

at UC Davis W 5-3
 at California W 4-3
 Santa Clara W 14-5
 Santa Clara W 6-4
 Santa Clara W 20-8
 at Stanford W 7-4
 Utah L 13-16
 Utah W 6-1
 Utah W 9-3
 Utah L 10-17
 at Sacramento St. W 15-6
 Southern Utah W 15-2
 Southern Utah W 13-1
 vs. Washington St. L 3-8
 vs. Nebraska W 13-6
 vs. New Mexico W 7-1
 vs. Illinois St. W 12-3
 vs. Fresno St. L 3-4
 vs. New Mexico W 7-5
 George Fox W 14-8
 Long Beach L 8-16
 Long Beach W 13-5
 Long Beach W 4-1
 at California W 10-4
 at California W 10-7
 at UNLV L 6-9
 at UNLV L 3-10
 at UNLV W 11-4
 Stanislaus St. W 11-7
 Pacific W 10-8
 Pacific W 7-6
 Pacific W 15-13
 Chico St. W 8-3
 Grand Canyon W 9-5
 Grand Canyon W 12-11
 Grand Canyon W 8-3
 at New Mexico St. W 8-6
 at New Mexico St. W 13-4
 at New Mexico St. W 15-2
 at CS Fullerton W 5-2
 at CS Fullerton W 7-2

at CS Fullerton L 0-8
 Sacramento St. L 1-11
 San Jose St. L 2-5
 San Jose St. W 6-5
 San Jose St. W 10-6
 at UC Santa Barbara W 6-4
 at UC Santa Barbara W 13-0
 at UC Santa Barbara W 10-1
 UC Davis L 14-18
 UCLA L 2-8
 UCLA W 12-3
 UCLA L 13-15
 vs. Texas-San Antonio W 11-8
 vs. Texas L 6-16
 Arkansas St. L 2-4

1995

35-18 (12-9 Big West-Third)

at Grand Canyon W 8-5
 at Grand Canyon W 9-3
 at Grand Canyon W 3-0
 at Santa Clara W 5-4
 at Santa Clara L 1-4
 at Santa Clara W 2-1
 at UC Davis W 9-4
 at UCLA W 7-3
 at UCLA L 6-11
 at UCLA W 6-3
 at CS Fullerton W 10-5
 St. Mary's W 15-10
 St. Mary's W 21-6
 St. Mary's W 12-4
 vs. Washington St. W 4-1
 vs. Washington W 7-6
 vs. Notre Dame L 4-11
 at Stanford W 7-4
 vs. Gonzaga W 4-3
 vs. Wyoming W 13-0
 vs. Virginia Tech L 5-10
 vs. Missouri W 18-1
 vs. UNLV L 8-10
 vs. Virginia Tech W 12-9
 at Long Beach St. L 9-11
 at Long Beach St. L 2-3
 at Long Beach St. L 3-7
 UNLV W 7-5
 UNLV L 11-13
 UNLV W 8-7
 California W 12-6
 Pacific W 20-5
 Pacific W 5-1
 Pacific W 6-5
 Stanford L 6-25
 Santa Barbara W 15-9
 Santa Barbara W 9-8
 Santa Barbara W 9-8
 CS Stanislaus L 3-4
 New Mexico St. L 3-4
 New Mexico St. W 7-2
 New Mexico St. W 9-3
 San Francisco W 9-4
 CS Fullerton W 10-8
 CS Fullerton L 4-5
 CS Fullerton L 5-9
 UC Davis W 15-3
 at San Jose St. L 6-9
 at San Jose St. L 8-9
 at San Jose St. W 15-3
 at Long Beach St. W 13-8
 vs. CS Fullerton L 4-6
 vs. Long Beach St. L 0-2

1996

30-19 (8-13 Big West-Fifth)

at Fresno St. W 5-3
 at Fresno St. W 14-2
 at Fresno St. L 4-10
 at USC L 3-7
 at USC W 8-3

at USC W 16-7
 at Santa Clara L 0-2
 at Santa Clara W 6-3
 at Santa Clara W 10-6
 Cal Poly - SLO W 14-10
 Cal Poly - SLO L 9-10
 Cal Poly - SLO W 8-5
 Portland St. W 16-9
 Portland St. W 4-3
 Portland St. W 9-8
 at UC Davis W 4-1
 Washington W 7-3
 Washington W 7-6
 Washington W 18-10
 Cal Poly (Pomona) W 17-1
 CS Stanislaus W 20-1
 at New Mexico St. W 19-13
 at New Mexico St. W 25-11
 at New Mexico St. W 15-7
 Stanford L 3-7
 at UC Santa Barbara L 4-15
 at UC Santa Barbara L 9-11
 at UC Santa Barbara L 10-13
 San Jose St. L 7-8
 San Jose St. W 9-7
 San Jose St. L 5-6
 UC Davis W 14-9
 at CS Fullerton L 5-8
 at CS Fullerton L 0-6
 at CS Fullerton L 2-14
 Long Beach St. L 4-6
 Long Beach St. W 5-4
 Long Beach St. L 2-7
 at Sacramento St. W 11-4
 at UNLV L 6-17
 at UNLV L 8-13
 at UNLV L 1-5
 Pacific W 15-3
 Pacific W 9-4
 Pacific W 13-4
 UCLA W 8-6
 UCLA W 9-8
 UCLA L 10-23

1997

39-21 (20-10 Big West-First, North)

at Pepperdine W 8-6
 at Pepperdine W 3-0
 at Pepperdine W 10-2
 at UCLA L 3-11
 at UCLA W 6-5
 at UCLA L 0-11
 at Stanford L 3-15
 vs. Southwest Mo. St. W 7-6
 vs. Rice L 9-11
 vs. McNeese St. W 8-3
 at Texas A&M W 10-4
 at Texas A&M L 5-9
 at Santa Clara L 0-8
 at Santa Clara W 4-2
 at Santa Clara W 6-1
 at UC Davis W 6-3
 at Loyola Marymount L 10-12
 at Loyola Marymount W 10-7
 at Loyola Marymount W 8-5
 at New Mexico St. W 11-10
 at New Mexico St. L 7-8
 at New Mexico St. W 25-9
 at San Jose St. W 12-10
 at Sacramento St. W 10-3
 at Sacramento St. W 7-6
 at Sacramento St. W 8-5
 at UNLV W 7-5
 Pacific W 11-0
 Pacific W 9-8
 Pacific W 28-17
 San Jose St. W 14-13
 at Santa Barbara L 6-8
 at Santa Barbara L 6-7

YEAR-BY-YEAR RESULTS

at Santa Barbara	W 20-8
Cal Poly	L 16-28
Cal Poly	W 17-10
Cal Poly	W 7-6
New Mexico St.	L 4-17
New Mexico St.	W 9-3
New Mexico St.	W 21-4
UNLV	W 10-6
at Long Beach St.	W 11-4
at Long Beach St.	W 4-1
at Long Beach St.	L 8-14
CS Fullerton	L 2-5
CS Fullerton	L 10-14
CS Fullerton	L 9-13
UC Davis	W 25-9
Sacramento St.	W 6-5
Sacramento St.	W 23-3
Sacramento St.	W 22-15
at Pacific	W 18-8
at Pacific	L 3-4
at Pacific	W 11-8
vs. Cal Poly	W 10-6
vs. CS Fullerton	L 9-10
vs. Pacific	L 5-8
vs. Clemson	L 9-13
vs. Southwest Texas St.	W 7-1
vs. Southwest Mo. St.	L 9-10

1998

31-22 (17-10 Big West-First, North)	
at Pepperdine	L 5-7
at Pepperdine	W 8-2
at Pepperdine	W 7-6
at Loyola Marymount	L 4-5
at Loyola Marymount	W 12-6
at Loyola Marymount	L 6-10
at UNLV	L 10-13
at UNLV	L 4-7
at UNLV	L 1-9
vs. Santa Clara	W 10-5
vs. BYU	W 21-4
vs. Texas Tech	L 0-4
vs. Northern Iowa	W 16-3
at Portland St.	W 11-4
at Portland St.	W 8-5
at Portland St.	L 8-9
at UC Davis	W 12-6
at Sacramento St.	W 14-9
at Sacramento St.	L 10-13
at Sacramento St.	L 11-12
at Pacific	W 6-1
at Pacific	W 14-3
at Pacific	L 4-9
Stanford	W 13-5
Wichita St.	W 12-11
Wichita St.	W 11-8
CS Northridge	L 11-14
Santa Barbara	L 6-7
Santa Barbara	L 7-10
Santa Barbara	W 13-11
at Stanford	L 2-8
at CS Fullerton	W 5-1
at CS Fullerton	L 4-9
at CS Fullerton	L 5-6
Long Beach St.	L 6-30
Long Beach St.	W 17-3

Long Beach St.	W 17-12
Cal Poly SLO	W 19-6
at New Mexico St.	W 18-4
at New Mexico St.	W 22-11
at New Mexico St.	L 13-14
at New Mexico St.	L 12-13
Fresno St.	W 6-3
Sacramento St.	W 20-10
Sacramento St.	W 17-13
Sacramento St.	W 9-5
New Mexico St.	W 15-4
Pacific	W 23-4
Pacific	W 18-5

Pacific	W 16-1
vs. Pacific	W 29-1
vs. Long Beach St.	L 5-6
vs. CS Fullerton	L 3-6

1999

38-20 (21-9 Big West-Second)	
at Pepperdine	L 2-6
at Pepperdine	L 6-16
at Pepperdine	L 0-3
at Loyola Marymount	W 10-2
at Loyola Marymount	W 13-5
at Loyola Marymount	W 7-5
at San Diego St.	W 16-5
vs. Tulane	W 8-0
vs. Tulane	L 3-5
vs. Kansas	W 10-1
vs. Northwestern	W 11-2
vs. Kansas	W 22-4
at UNLV	W 9-5
vs. Washington	L 8-12
vs. Clemson	W 7-5
at UNLV	L 5-11
at Stanford	W 7-4
Santa Clara	W 17-7
Santa Clara	W 20-4
Santa Clara	W 12-4
UC Santa Barbara	W 6-5
UC Santa Barbara	W 7-5
UC Santa Barbara	L 5-7
at Cal Poly	W 5-3
at Cal Poly	W 4-0
at Cal Poly	W 7-4
at CS Fullerton	L 5-11
at CS Fullerton	L 4-5
at CS Fullerton	L 5-11
Long Beach St.	L 4-18
Long Beach St.	W 18-8
at Wichita St.	L 5-6
at Wichita St.	L 3-14
at Pacific	W 16-4
at Pacific	W 10-7
at Pacific	W 11-2
at New Mexico St.	W 17-7
at New Mexico St.	L 4-13
at New Mexico St.	W 38-16
Sacramento St.	W 5-2
Sacramento St.	W 16-4
Sacramento St.	W 19-7
UNLV	W 12-10
Cal Poly	W 12-8
Cal Poly	W 15-1
Cal Poly	W 7-3
Stanford	L 14-16
at UC Santa Barbara	L 1-10
at UC Santa Barbara	W 19-11
at UC Santa Barbara	L 2-5
Long Beach St.	W 8-7
Pacific	L 6-8
Pacific	W 8-6
Pacific	W 7-4
vs. North Carolina	L 5-8
vs. Loyola Marymount	W 4-3
vs. North Carolina	W 5-1
at Stanford	L 4-7

2000

38-19 (21-9 Big West-T1st)	
at CS Northridge	L 6-8
at CS Northridge	W 14-8
at CS Northridge	W 3-0
at Santa Clara	L 5-6
at Santa Clara	L 1-3
at Santa Clara	W 6-3
at Stanford	W 4-3
at Arizona	W 10-7
at Arizona	W 22-12
at Arizona	L 3-9
vs. Portland	L 5-6
vs. Washington	W 12-7

vs. Northern Iowa	W 29-1
vs. Oregon St.	L 5-9
at UNLV	W 5-0
vs. West Virginia	W 9-1
vs. Michigan St.	W 17-2
Loyola Marymount	W 4-3
Loyola Marymount	W 4-0
Loyola Marymount	L 4-11
CS Northridge	W 19-8
CS Northridge	W 18-10
CS Northridge	W 10-7
at Long Beach St.	L 1-6
at Long Beach St.	W 10-1
at Long Beach St.	W 10-5
CS Fullerton	L 12-21
CS Fullerton	L 2-11
CS Fullerton	L 3-6
at UC Santa Barbara	W 12-7
at UC Santa Barbara	L 17-22
at UC Santa Barbara	W 7-4
Cal Poly	L 6-7
Cal Poly	W 5-2
Cal Poly	L 8-11
at Pacific	W 8-3
at Pacific	W 10-6
at Pacific	W 12-1
at Sacramento St.	W 7-3
at Sacramento St.	W 5-3
at Sacramento St.	W 10-8
UNLV	L 3-5
New Mexico St.	W 28-1
New Mexico St.	W 10-4
New Mexico St.	W 16-5
at CS Fullerton	L 0-6
at CS Fullerton	L 5-8
at CS Fullerton	W 7-5
Long Beach St.	W 11-2
Long Beach St.	W 8-4
Long Beach St.	W 14-0
Pacific	W 15-5
Pacific	W 8-6
Pacific	W 7-1
vs. Alabama	L 2-8
vs. Fresno St.	W 13-5
vs. Alabama	L 5-6

2001

30-26 (17-19 WAC-Fifth)	
at Pacific	L 3-5
at Pacific	L 15-16
at Pacific	W 6-0
at Pepperdine	L 3-18
at Pepperdine	L 0-2
at Pepperdine	L 3-16
at Hawaii-Hilo	W 7-5
at Hawaii-Hilo	L 3-4
at Hawaii-Hilo	L 4-5
at Hawaii	L 2-5
at Hawaii	L 9-10
at Hawaii	W 6-4
Washington St.	W 6-1
Washington St.	W 6-4
at Stanford	L 6-8
Fresno St.	L 6-19
Fresno St.	W 4-3
Fresno St.	W 6-2
at California	W 5-4
at Texas Christian	L 5-8
at Texas Christian	W 5-3
at UNLV	W 6-5
Hawaii-Hilo	W 13-12
Hawaii-Hilo	W 10-1
Hawaii-Hilo	L 9-11
Sacramento St.	W 18-8
Southern Utah	W 11-2
Southern Utah	W 27-1
Southern Utah	W 8-3
at Fresno St.	L 4-9
at Fresno St.	W 10-7
at Fresno St.	W 5-4

Texas Christian	L 7-12
Texas Christian	W 15-7
Texas Christian	L 7-8
Texas Christian	W 7-3
Stanford	L 13-18
Rice	L 7-8
Rice	L 18-11
Rice	W 6-4
at Sacramento St.	W 9-6
at San Jose St.	L 2-5
at San Jose St.	L 6-14
at San Jose St.	L 8-10
California	W 6-3
at Rice	W 7-5
at Rice	L 2-11
at Rice	W 6-5
UNLV	W 10-9
Hawaii	W 11-6
Hawaii	W 12-7
Hawaii	W 8-5
San Jose St.	L 8-9
San Jose St.	L 3-12
San Jose St.	L 1-7
Arizona St.	W 6-4

2002

25-32 (10-20 WAC-Fourth)	
at Pepperdine	L 0-2
at Pepperdine	W 7-1
at Pepperdine	W 6-2
at UNLV	W 10-4
at UNLV	L 5-9
at UNLV	L 9-10
at Cal State Northridge	L 2-3
at Cal State Northridge	L 1-2
at Cal State Northridge	W 19-9
vs. San Diego State	W 10-1
vs. San Diego State	L 7-13
vs. San Deigo State	L 1-6
Santa Clara	W 10-4
Santa Clara	W 12-10
Santa Clara	W 7-5
at Sacramento State	L 5-6
Oregon State	L 5-7
Oregon State	L 8-11
at Saint Mary's	W 12-0
Cal State Fullerton	W 8-7
Cal State Fullerton	L 4-5
Pacific	W 7-6
at Rice	L 5-12
at Rice	L 2-7
at Rice	L 3-11
Saint Mary's	W 15-13
Louisiana Tech	W 4-2
Louisiana Tech	W 10-8
Louisiana Tech	L 2-4
at Hawai'i	L 6-10
at Hawai'i	W 5-0
at Hawai'i	W 5-4
Rice	L 4-9
Rice	L 3-12
Rice	L 7-13
at Fresno State	L 0-1
at Fresno State	L 2-4
at Fresno State	L 14-16
San Francisco	W 21-5
San Jose State	W 8-2
San Jose State	L 8-11
San Jose State	L 6-14
Sacramento State	L 7-8
at Louisiana Tech	W 11-9
at Louisiana Tech	L 7-13
at Louisiana Tech	W 11-9
Pacific	W 11-9
Fresno State	L 1-5
Fresno State	L 5-8
Fresno State	L 3-7
Stanford	W 13-12
Hawai'i	W 14-10
Hawai'i	W 11-2

YEAR-BY-YEAR RESULTS

Hawai'i	W	14-1
at San Jose State	L	1-5
at San Jose State	L	6-8
at San Jose State	L	2-7

2003

32-24 (19-10 WAC-Second)		
at Pacific	L	7-9
at Pacific	W	7-2
at Pacific	L	4-5
at Cal State Northridge	W	6-2
at Cal State Northridge	L	2-6
at Cal State Northridge	L	3-4
at Saint Mary's College	W	8-4
at Saint Mary's College	W	9-7
at Saint Mary's College	L	7-10
at Stanford	L	4-5
at Cal State Fullerton	L	9-0(14)
at Cal State Fullerton	L	0-7
at Cal State Fullerton	L	2-5
UNLV	L	5-13
UNLV	W	14-6
UNLV	W	7-3
at Sacramento State	W	14-1
Pacific	W	14-5
Pacific	L	6-11
at San Jose State	W	5-1
at San Jose State	L	3-4
at San Jose State	L	2-4
at Hawai'i	W	5-1
at Hawai'i	W	6-4
at Hawai'i	W	4-3
Pacific	L	8-17
UC Riverside	W	17-8
UC Riverside	W	8-6
UC Riverside	L	2-3
Louisiana Tech	W	10-3
Louisiana Tech	W	8-5
Louisiana Tech	W	11-6
Sacramento State	L	4-14
San Jose State	W	15-2
San Jose State	W	8-4
UC Davis	W	12-6
at Rice	L	5-10
at Rice	L	0-3
at Rice	W	6-5
at Fresno State	W	6-2
at Fresno State	W	21-5
at Fresno State	L	7-12
San Francisco	W	13-2
Hawai'i	W	3-1
Hawai'i	W	10-5
Hawai'i	W	13-8
Saint Mary's College	W	16-5
Rice	L	11-13
Rice	L	4-7
Rice	W	8-7
Fresno State	L	7-11
Fresno State	W	7-5
Fresno State	L	8-9
at Louisiana Tech	L	3-8
at Louisiana Tech	W	7-1
at Louisiana Tech	W	14-3

2004

30-29 (14-16 WAC-Third)		
vs Saint Mary's College	W	8-4
vs BYU	L	1-3
at Pacific	W	9-3
vs Portland	W	16-2
vs Missouri	L	7-8
vs Washington State	L	7-10
vs San Francisco	W	2-1
at UNLV	L	6-8
at UNLV	L	0-9
vs BYU	W	13-0
at Pepperdine	L	2-14
vs CS Northridge	W	2-0
Cal Poly	L	4-9

Cal Poly	L	9-13
Cal Poly	L	6-11
at California	W	7-5
CS Northridge	W	10-5
CS Northridge	L	5-7
CS Northridge	W	14-6
at Saint Mary's College	L	6-10
Lewis-Clark	W	13-12
Lewis-Clark	L	9-13
Lewis-Clark	W	9-8
Pacific	W	12-11(11)
San Jose State	W	7-6
San Jose State	L	13-19
San Jose State	L	1-8
at Sacramento State	W	10-6
Rice	L	1-16
Rice	L	3-15
Rice	L	2-16
Saint Mary's College	W	8-3
at Louisiana Tech	W	13-7
at Louisiana Tech	W	15-4
at Louisiana Tech	W	27-9
Fresno State	W	20-2
Fresno State	W	10-8
Fresno State	L	8-12
Sacramento State	W	17-4
at San Jose State	W	3-2
at San Jose State	W	10-5
at San Jose State	L	3-10
San Francisco	L	5-6(11)
at Hawai'i	L	0-1(10)
at Hawai'i	L	4-8
at Hawai'i	W	8-3
Louisiana Tech	W	19-3
Louisiana Tech	W	11-2
Louisiana Tech	W	4-0
Pacific	W	17-6
at Rice	L	1-14
at Rice	L	0-11
at Rice	L	2-9
Hawai'i	W	17-10
Hawai'i	L	7-13
Hawai'i	W	10-3
at Fresno State	L	5-12
at Fresno State	L	7-8
at Fresno State	L	1-12

2005

26-27 (15-15 WAC-Fourth)		
at Pacific	W	5-4
at Pacific	W	1-0
at Pacific	L	2-11
at UC Riverside	L	1-6
at UC Riverside	L	2-3
at UC Riverside	W	7-5
at UNLV	W	12-10
at UNLV	W	10-3
at UNLV	W	6-4
at CS Fullerton	L	0-5
vs UCLA	W	7-3
vs Oklahoma	W	14-10
Saint Mary's College	L	2-5
Saint Mary's College	W	21-10
Saint Mary's College	L	5-9
at UC Davis	L	5-6
vs USC	L	5-6(10)
at UC Irvine	W	12-7
vs Stony Brook	W	13-6
at Rice	L	2-11
at Rice	L	6-14
at Rice	W	7-5
at Louisiana Tech	W	11-5
at Louisiana Tech	W	7-5
at Louisiana Tech	W	4-3
California	L	8-11
Hawai'i	W	7-5
Hawai'i	W	11-7
Hawai'i	L	7-8
Pacific	L	5-15

San Jose State	W	10-8
San Jose State	W	9-2
San Jose State	L	5-13
UC Davis	L	4-5
at Fresno State	L	1-3
at Fresno State	L	7-10
at Fresno State	W	8-2
at Hawai'i	L	9-11
at Hawai'i	L	6-7
at Hawai'i	L	0-8
Stanford	L	0-13
Louisiana Tech	W	10-2
Louisiana Tech	W	9-6
Louisiana Tech	L	1-3
Rice	L	3-9
Rice	L	3-16
Rice	L	3-12
at San Jose State	L	1-10
at San Jose State	W	11-3
at San Jose State	L	6-7
Fresno State	W	6-5
Fresno State	W	5-1
Fresno State	W	20-7

2006

26-28 (11-12 WAC-Fourth)		
at CS Northridge	L	4-7
at CS Northridge	L	0-14
at CS Northridge	L	4-12
vs Oregon State	L	4-12
vs Gonzaga	L	5-11
vs Arizona State	W	12-8
UNLV	W	6-0
UNLV	W	3-2
at Stanford	L	2-5
Pacific	L	6-7
Pacific	W	4-3
Pacific	L	1-2
at Oregon State	L	3-14
at Oregon State	L	0-4
at Oregon State	L	1-9
Portland	W	9-2
Portland	W	4-7
Northern Illinois	W	5-3
Northern Illinois	W	12-8
Northern Illinois	W	17-10
Northern Illinois	W	6-2
New Mexico State	W	9-1
New Mexico State	W	5-4
New Mexico State	W	5-3
at Sacramento State	W	7-3
at Sacramento State	L	5-7
at Sacramento State	L	4-5
at Louisiana Tech	L	8-10
at Louisiana Tech	L	0-11
at Louisiana Tech	W	11-5
Hawai'i	L	4-13
Hawai'i	L	5-8
at Pacific	L	3-8
Utah Valley State	L	0-5
Utah Valley State	W	11-5
Utah Valley State	W	5-1
San Jose State	L	4-6
San Jose State	L	6-8

San Jose State	L	1-6
at Fresno State	L	2-13
at Fresno State	L	3-19
at Fresno State	L	6-12
UC Davis	W	14-8
Sacramento State	W	9-6
Sacramento State	W	6-3
Sacramento State	W	3-2
at New Mexico State	W	5-4
at New Mexico State	W	16-7
at New Mexico State	W	10-4
vs San Jose State	W	10-3
vs Hawai'i	W	10-3
vs Fresno State	L	3-15
vs Hawai'i	L	2-11

2007

35-26 (15-9 WAC-Second)		
at St. Mary's College	L	4-5
at St. Mary's College	W	6-5
at St. Mary's College	W	6-1
at UC Riverside	L	4-8
at UC Riverside	L	8-12
at UC Riverside	L	8-9
at Cal Poly	L	2-4
at Cal Poly	L	2-15
at Cal Poly	W	10-6
at Pacific	W	7-0
at Pacific	L	2-3
at Pacific	L	6-7
St. Mary's College	L	4-13
Buffalo	W	13-3
Buffalo	W	6-2
UNLV	W	5-3
UNLV	W	7-4
UNLV	W	2-1
at UC Davis	W	10-6
at UC Irvine	L	1-9
at UC Irvine	L	0-3
at UC Irvine	L	4-7
Utah Valley State	W	11-0
Utah Valley State	W	9-8
Utah Valley State	W	4-3(10)
St. Mary's College	W	7-3
at Hawai'i	L	3-5
at Hawai'i	W	5-4
at Hawai'i	L	4-5
San Francisco	W	10-5
at New Mexico State	W	15-0
at New Mexico State	L	3-6
at New Mexico State	W	15-11
Pacific	W	5-1
Fresno State	L	4-10
Fresno State	W	2-0
Fresno State	L	4-10
Stanford	L	4-9
San Jose State	W	9-2
San Jose State	W	8-7
San Jose State	W	12-1
at San Francisco	L	2-17
at Sacramento State	W	8-6
at Sacramento State	W	11-5
at Sacramento State	L	4-5
UC Davis	L	2-6

RECORDS COACHING RECORDS

Years	Record(Years)	Pct.	Head Coach
1970-71	25-45(Two)	.357	Jackie Jensen
1972-73	41-38(Two)	.519	Keith Loper
1974-79	140-154(Six)	.476	Barry McKinnon
1980-82	98-73(Three)	.573	Del Youngblood
1983-Present	880-705-5(29)	.555	Gary Powers

YEAR-BY-YEAR RESULTS

Louisiana Tech	W	9-7
Louisiana Tech	W	9-0
Louisiana Tech	L	10-11
Santa Clara	W	9-8
Hawai'i	W	7-5
Hawai'i	W	5-3
Hawai'i	W	7-2
at San Jose State	L	2-6
at San Jose State	L	8-17
at San Jose State	W	11-6
Hawai'i	W	11-1(7)
San Jose State	L	1-5
Hawai'i	W	8-6(11)
San Jose State	W	11-9
Fresno State	L	4-17

2008

34-26 (18-14 WAC-T2nd)

UC Irvine	L	0-6
UC Irvine	L	7-8
at Stanford	L	3-4
at Dallas Baptist	L	4-7
vs. Alabama	L	4-7
vs. UT Arlington	W	10-6
CSU Monterey Bay	W	24-7
CSU Monterey Bay	W	16-0
UC Riverside	W	10-5
UC Riverside	L	2-6
UC Riverside	W	3-1
St. Mary's College	W	11-10
UC Davis	L	8-18
Oregon State	W	10-1
Oregon State	L	10-17
Pacific	W	11-6
Louisiana Tech	W	11-6
Louisiana Tech	W	14-3
Louisiana Tech	W	7-6
Louisiana Tech	W	6-4
at UNLV	L	4-9
at Fresno State	L	4-12
at Fresno State	W	4-1
at Fresno State	L	1-11
at Fresno State	L	3-13
UNLV	W	23-1
New Mexico State	L	4-6
New Mexico State	W	8-5
New Mexico State	W	9-5
New Mexico State	W	11-1
at Pacific	L	3-14
Utah Valley University	W	1-0
Utah Valley University	W	3-1
Utah Valley University	W	11-3
Utah Valley University	W	7-5
at Hawai'i	L	4-10
at Hawai'i	L	3-13
at Hawai'i	W	4-3
at Hawai'i	L	0-4
Fresno State	L	3-9
Fresno State	W	4-1
Fresno State	W	7-3
Fresno State	W	12-11
at Louisiana Tech	L	3-9
at Louisiana Tech	W	8-4
at Louisiana Tech	W	7-5
at Louisiana Tech	W	2-0
Sacramento State	W	14-5
Sacramento State	W	6-5
Sacramento State	L	4-13
Sacramento State	W	13-12
at San Jose State	L	4-7
at San Jose State	L	0-2
at San Jose State	L	2-11
at San Jose State	L	7-8
vs. San Jose State	W	11-0
vs. Hawai'i	L	5-14
vs. Sacramento State	W	15-5
vs. Hawai'i	W	12-7
vs. Fresno State	L	4-6

2009

25-31 (10-13 WAC-6th)

vs. Gonzaga	W	7-4
vs. #10 Missouri	L	1-12
vs. Gonzaga	L	2-14
vs. #10 Missouri	W	8-4
at San Diego State	L	2-5
vs. Kansas State	L	2-10
at #11 San Diego	L	4-5
at #11 San Diego	L	4-6
Washington	L	2-11
Washington	W	3-2
Washington	L	4-7
at UC Davis	W	2-1
Oregon	W	6-5
Oregon	L	5-6
Oregon	L	0-3
Oregon	W	2-1
at UNLV	W	14-6
at #10 UC Irvine	L	0-1
at #10 UC Irvine	W	5-4
at #10 UC Irvine	L	2-10
at Saint Mary's College	L	7-9
Utah Valley Univ.	W	7-5
Utah Valley Univ.	W	14-4
Utah Valley Univ.	L	4-5
Utah Valley Univ.	W	11-7
Saint Mary's College	L	3-9
at Louisiana Tech	W	8-5
at Louisiana Tech	W	11-7
at Louisiana Tech	W	4-1
at Louisiana Tech	L	14-17
#23 Hawaii	W	14-12
#23 Hawaii	L	11-13
#23 Hawaii	W	10-5
New Mexico State	W	11-5
New Mexico State	L	6-9
New Mexico State	L	3-5
New Mexico State	W	8-7
Pacific	L	7-10
CSU Bakersfield	W	7-6
CSU Bakersfield	W	9-4
CSU Bakersfield	W	13-6
UC Davis	W	3-2
at Fresno State	W	15-11
at Fresno State	W	16-4
at Fresno State	L	6-8
at Fresno State	L	5-12
Sacramento State	L	13-14
Sacramento State	L	6-9
Sacramento State	L	6-12
Sacramento State	W	7-6
at San Jose State	L	2-3
at San Jose State	L	2-4
at San Jose State	L	1-5
at San Jose State	L	3-9
at San Jose State	L	3-5
at Hawai'i	L	4-5

2010

36-22-1 (14-9-1 WAC-T 2nd)

at Santa Clara	W	4-2
at Santa Clara	W	15-9
at Santa Clara	L	4-15
at Saint Mary's College	W	3-1
at Pacific	L	6-11
at Pacific	L	4-6
at Pacific	W	10-3
at UC Davis	W	5-3
Central Arkansas	W	17-10
Central Arkansas	W	13-6
Central Arkansas	L	4-6
at CSU Bakersfield	L	8-13
at CSU Bakersfield	W	1-0
at CSU Bakersfield	L	5-6
Sonoma State	W	10-3
San Francisco State	W	9-6
at Oregon	L	2-16
at Oregon	L	7-12
at Oregon	L	2-5

at Oregon	L	0-5
UC Irvine	W	5-3
UC Irvine	W	6-4
UC Irvine	L	3-10
Seattle	W	12-10
Seattle	W	17-3
Seattle	W	5-4
at New Mexico State	L	7-11
at New Mexico State	W	17-2
at New Mexico State	L	7-17
at New Mexico State	L	10-10
SAINT MARY'S	W	8-5
at Seattle University	W	11-5
at Seattle University	W	22-0
at Seattle University	W	4-1
Fresno State	L	3-8
Fresno State	W	17-6
Fresno State	W	14-4
Fresno State	L	3-9
at Hawai'i	W	8-4
at Hawai'i	L	9-10
at Hawai'i	L	0-1
at Hawai'i	W	8-7 (12)
San Jose State	W	16-9
San Jose State	W	10-2
San Jose State	W	5-0
San Jose State	L	4-6 (12)
at Sacramento State	L	4-6
at Sacramento State	W	4-2
at Sacramento State	W	7-6
at Sacramento State	W	11-0
UC DAVIS	W	8-6
Louisiana Tech	W	8-5
Louisiana Tech	L	8-14
Louisiana Tech	W	18-1
Louisiana Tech	W	10-5
vs. San Jose State	L	0-6
vs. Louisiana Tech	W	3-1
vs. New Mexico State	W	5-4
vs. San Jose State	L	6-7 (10)

2011

24-31 (12-12 WAC-T 3rd)

at #27 UC Irvine	L	4-17
at #27 UC Irvine	L	3-15
at #27 UC Irvine	L	1-7
at Loyola Marymount	L	5-8
at Loyola Marymount	L	3-7
at Loyola Marymount	L	3-8
UNLV	L	0-9
UNLV	L	6-10
UNLV	L	0-5
at UC Davis	W	3-2
Pacific	W	10-6
Pacific	W	6-5
Pacific	W	9-4
at UC Santa Barbara	L	3-5
at UC Santa Barbara	L	1-2
at #15 California	L	0-2
Saint Mary's	L	3-9
at Washington	W	2-1
at Washington	L	3-4
at Washington	L	4-5
Utah Valley	W	5-4
Utah Valley	L	6-19
Utah Valley	W	8-7 (10)
UC DAVIS	W	7-4
Seattle	L	7-8
Seattle	W	11-10
Seattle	W	2-0
San Francisco State	W	4-3
at #14 Fresno State	L	3-8
at #14 Fresno State	L	1-8
at #14 Fresno Sta	L	2-4
New Mexico State	W	9-0
New Mexico State	W	4-0
New Mexico State	W	10-3
New Mexico State	W	8-3
at Louisiana Tech	L	1-3
at Louisiana Tech	L	2-8

at Louisiana Tech	L	5-6
at Louisiana Tech	W	10-6
Hawai'i	L	9-12
Hawai'i	W	10-0
Hawai'i	L	7-8
Hawai'i	L	0-4
Sacramento State	L	2-4
Sacramento State-1	W	10-7
Sacramento State-2	W	8-3
Sacramento State	W	10-0
at #14 Fresno State	L	1-7
at San Jose State	W	11-4
at San Jose State	L	10-11
at San Jose State	W	7-6
at San Jose State	W	8-5
vs. San Jose State	L	4-5
vs. New Mexico State	W	15-4
vs. San Jose State	L	3-11

2012

32-25 (11-7 WAC-T 1st)

at New Mexico	W	5-3
at New Mexico	L	2-3
at New Mexico	W	9-8
at San Francisco	W	7-3
Utah Valley	W	6-4
Utah Valley	W	9-1
Utah Valley	L	1-6
at Santa Clara	L	4-8
at UNLV	L	4-5
at UNLV	W	3-2
at UNLV	W	1-0
San Francisco State	L	4-5
UC Santa Barbara	W	12-2
UC Santa Barbara	L	5-13
UC Santa Barbara	W	11-7
UC Irvine	W	8-3
UC Irvine	L	1-6
UC Irvine	L	5-6(10)
at # Arkansas	L	2-10
Loyola Marymount	L	1-7
Loyola Marymount	W	3-2
Loyola Marymount	W	6-3
at UC Davis	W	5-4
BYU	L	3-4
BYU	W	5-4
BYU	W	9-3
at Pacific	L	5-6
at New Mexico State	W	10-5
at New Mexico State	L	6-13
at New Mexico State	L	6-7
Oregon State	L	5-6
Oregon State	L	7-10(10)
Louisiana Tech	W	3-2
Louisiana Tech	W	7-4
Louisiana Tech	W	4-3
San Francisco	W	10-5
at Sacramento State	L	0-2
at Sacramento State	L	7-8
at Sacramento State	W	9-1
Pacific	W	15-4
Fresno State	W	8-2
Fresno State	L	2-14
Fresno State	W	1-0
St. Mary's	W	6-5
at Seattle	L	1-2(10)
at Seattle	L	1-4
at Seattle	W	8-5
UC Davis	W	9-8
San Jose State	W	4-1
San Jose State	W	5-4
San Jose State	W	4-2
at Hawai'i	L	0-2
at Hawai'i	W	4-2(10)
at Hawai'i	L	3-8
vs. Louisiana Tech	W	4-3
vs. Sacramento State	L	5-15(8)
vs. Louisiana Tech	L	5-18(7)

ALL-TIME LETTERWINNERS

A

Abalos, Robert	'62
Abalos, Wayne	'63-'64
Achelpohl, Derek	'08-'09
Albin, Scott	'96-'99
Alexander, Pat	'76-'77
Anderson, Dave	'81
Anderson, Jacob	'09
Anderson, Jay	'12
Anderson, John	'77-'79
Anderson, Scott	'86-'88
Angotti, Donnie	'87-'89
Arnold, John	'95

B

Bailey, Phil	'60-'61
Baker, Don	'73
Baker, Mike	'85-'86
Ball, Ron	'75-'77
Banta, Donald	'61-'64
Banta, Ronald	'61-'63
Barnett, Brian	'10-'11
Barry, Jeff	'86-'89
Bartolucci, Paul	'98
Barton, John	'87-'88
Barton, Shawn	'84
Basch, Zachary	'03
Basoco, Anthony	'94-'95
Bath, Ron	'65-'66
Baugh, Darren	'96
Bautista, Stephen	'08-'09
Beinfest, Larry	'83-'84
Belding, Clay	'01
Bello, Ted	'83-'84
Bendik, Josh	'95-'96
Biehle, Don	'79-'80
Blackwell, Todd	'92
Bloomfield, Tony	'84-'85
Blueberg, Colby	'12
Bolt, Jim	'85
Bonfigli, Dean	'90-'93
Bonine Ed, Sr.	'78

Bonine Eddie, Jr.	'03
Bookman, Monley	'47
Booth, Rick	'68-'70
Bosco, Mike	'87-'88
Bossieux, Carlton	'64-'66
Bowers, Tom	'77
Bowman, Matt	'05-'06, '08-'09
Bradford, Lance	'85-'88
Bradley, John	'95-'96
Brandon, Wayne	'81-'82
Brink, Jim	'97-'98
Briones, Chris	'95
Brolsma, Owen	'04
Brown, David	'94-'97
Brown, Waymon	'84
Brunett, Mike	'77-'78
Bryant, Bo	'00-'01
Butler, Jacob	'02-'05
Byler, Austin	'12

C

Cacal, Junicio	'95
Caliendo, Rob	'84
Camacho, Danny	'80
Campbell, Greg	'82
Canfield, Joe	'93
Cappuccilli, Tony	'00-'03
Carpenter, Myron	'60
Carson, Glen	'96-'98
Carstens, Jerry	'54
Cary, Gregg	'82
Ceccarelli, Lelan	'54
Ceccarelli, Mike	'77-'80
Ceccarelli, Lelan	'54
Chaney, Pat	'76-'79
Christy, Scott	'91-'92
Church, Ryan	'97-'00
Ciarlo, David	'05-'08
Cintora, Israel	'89-'90
Clark, Bill	'75
Clark, Donnie	'94
Clark, Sheldon	'68-'69

Clarke, Bill	'59
Clayton, Jim	'92
Cole, Jeremy	'10-'11
Collar, Don	'63
Colton, Adam	'04, '06
Colton, Ben	'07-'08
Colton, Stew	'73-'74
Congdon, Craig	'68-'69
Conrad, Neil	'77
Conway, Mike	'68-'69
Cook, Fred	'79-'80
Coons, Scott	'92
Cordell, Brent	'99
Corica, James	'56
Crebs, Matt	'88
Croft, David	'92-'93
Crown, Mike	'87
Cryer, Steve	'66-'69
Culligan, Tim	'11-'12
Culp, Max	'61-'62
Cummings, Darrick	'03
Cumpton, Ben	'83

D

D'Ambra, Mike	'93
D'Anna, Julius	'62
D'Anna, Rusty	'59-'61
Dallimore, Fred	'63-'66
Damele, Rick	'75-'76
Daniels, Gary	'64-'65
Daniels, Ray	'12
Davila, Keith	'82-'84
Davis, Jesse	'88-'89
Davis, Jim	'89
Dayton, Butch	'77-'78
Deardorf, Tim	'80
Daugherty, Pat	'84
Deach, Jim	'69
Denham, Rickey	'10
DeBoer, Pat	'93
DeRicco, Joe	'88-'89
DeRicco, John	'87-'90
DeRose, Lanny	'84
DeRushia, Jerry	'47
Dickerson, Chris	'01-'03
Dimartino, Kyle	'08
Dodson, Lewis	'63
Dominique, Andy	'94-'97
Dorsett, Wesley	'05-'06
Doyle, Shane	'92
Drakulich, Mike	'47
Drakulich, Luke	'96-'99
Driver, Del	'57
Drizos, Justin	'94-'95
DuBois, Bill	'55-'56, '58
Dudley, Brian	'95-'96
Duncan, Tom	'70-'72
Durazo, Arnold	'90

E

Eastham, Dan	'06-'08
Ebbert, Hank	'61
Ebbert, Henry	'62
Eckert, Jeff	'83
Eliades, Jordan	'47
Ellington, Jack	'67-'69
England, John	'75-'77
Enochson, Harley	'91
Enos, Bill	'78-'79
Erwin, Mat	'95
Escobar Jr., Carlos	'10-'12
Eskildsen, Kurt	'83
Euaivs, Gene	'47

Evans, Jim	'63
------------	-----

F


Fagan, Anthony	'10
Fahrncnoph, Frank	'58
Farano, Dan	'80-'81
Feinberg, Dave	'70-'71
Ferguson, Jim	'81-'82
Ferrari, Bob	'55-'58
Fisher, Bob	'60-'61
Fisher, Jack	'74-'76
Fisk, Don	'74-'76
Fitzpatrick, Jim	'86
Fleiner, Mark	'85
Flock, Mike	'61
Flynn, John	'56-'58
Flynn, Morgan	'88
Flynn, Ray	'72
Foley, Ryan	'06
Foster, Teddy	'97
Frisbie, Curtis	'11
Fuller, Eric	'96

G

Galassi, Larry	'68
Galassi, Lorin	'69
Garcia, Neil	'94
Garcia, Chris	'08-'10
Gardner, Jim	'57-'60
Gardner, Matt	'11-'12
Garfinkle, Buddy	'47
Garza, Chris	'94-'96
Gaudette, Dave	'87-'90
Gazerro, Brian	'04
Getz, Larry	'68-'69
Ghan, Gary	'79
Giambra, Paul	'67-'69
Gilbertson, Scott	'03-'04
Gillham, Robert	'65-'66
Gillies, Mike	'01-'02
Gillis, Bill	'47
Jimenez, Chris	'02-'04
Givens, Clint	'82
Glass, Mike	'76
Glover, Joel	'62-'64
Glover, John	'99
Gorden, Kody	'12
Gottier, Brandon	'03-'04
Gowans, Steve	'73-'74
Graham, Austin	'04
Graham, Tyler	'09-'10
Gray, Jim	'77-'80
Grenert, Geoff	'92-'93
Griffin, Rob	'85
Groh, Don	'81-'82
Grover, Scott	'99
Grubb, Allen	'81-'82
Guisti, Frank	'61-'62

H

Hackstaff, Jay	'99
Hague, Wayne	'79-'80
Hale, Mike	'07-'08
Handley, Charles	'54-'55
Hanna, Tim	'96-'97
Harbaugh, Ryan	'03-'04
Harden, Herman	'89-'90
Hardy, John	'89
Hargrove, Andy	'83
Harris, Jim	'81
Hart, Bret	'09-'10
Hart, Mike	'59



Ryan Church

ALL-TIME LETTERWINNERS

Hart, Mickey	'60-'61
Harvey, Jerad	'10
Hass, Mike	'01-'02
Hayes, Brett	'03-'05
Hayes, Gary	'00
Helstowski, John	'47
Henley, Mike	'73-'74
Hennenfent, Hall	'86
Henry, Aaron	'08-'09
Henry, Carl	'76-'78
Henry, Greg	'73-'74
Henson, Dale	'87-'88
Hernandez, Hugo	'11
Herrera, Joey	'00-'01
Higgins, Ted	'84-'85
Hill, Todd	'86
Hodson, Paul "Archie"	'73-'74
Hoffman, Mark	'82
Holcomb, James	'01-'02
Holmes, Greg	'95-'96
Houser, Chris	'86-'87
Hovey, Lars	'85-'86
Howard, Paul	'91
Howe, Kyle	'07-'08
Hoyc, Mike	'64
Hunter, Ray	'54
Hubenthal, Lee	'72
Hughes, John	'70
Hunt, Kurt	'91-'94
Hunt, Kyle	'12
Hunter, Ray	'54
Husted, Brent	'95-'97
Hutsell, Greg	'83-'84

I

Inglett, Joe	'97-'00
Iodence, Ryan	'08
Irish, David	'62

J

Jackson, Dean	'90
Jackson, Donald	'64
Jackson, Wade	'95
Jameson, Tom	'10-'12
Jamison, Rich	'74-'77
Jaquez, Tyson	'07-'09
Jasen, Gary	'75-'76
Jessee, Tom	'75-'76
Jesser, Fred	'55-'58
Johns, Matt	'92-'94
Johnsen, Christian	'98
Johnson, Bryan	'02-'04
Johnson, Ernie	'84
Johnson, Drew	'05-'06
Johnson, Duane	'59
Johnson, Gary	'97
Johnson, Jay	'94
Johnson, Sean	'84
Johnson, Wally	'60-'61
Jones, Brett	'12
Joukoff, Mark	'11
Joynt, Brian	'06

K

Kammerer, Gary	'70-'71
Kahl, Chris	'96-'98
Kaup, Jacob	'07-'08
Kane, Kyle	'96
Keathley, Derek	'84
Keller, Dan	'64-'65
Kendrick, Gary	'73-'74
Kenny, Jay	'97-'00

Keplinger, Mat	'07-'08, '10-'11
Keroher, Kody	'06-'07
Kidder, Roy	'57-'59
Kirby, Al	'79
Klein, Brooks	'12
Klenakis, Anthony	'62
Kohan, Joe	'09-'12
Kofmehl, Clint	'01 & '05
Kolesar, Tom	'74-'75
Kort, Shaun	'07-'10
Kory, Kyle	'94
Kosach, Steve	'64-'67
Kosman, Cody	'92-'93
Kouzmanoff, Kevin	'03
Kramer, Bob	'72
Krebs, Matt	'88
Kroencke, Nick	'86-'87
Krukow, Baker	'04-'07
Kuzminski, Barry	'80-'81

L

Laidlaw, Josh	'00-'02
Lagattuta, Rico	'93-'96
LaGrande, Chris	'70
Lake, Kevin	'92-'94
Lamparter, Dave	'75
Lane, Steve	'70
Lansford, Larry	'60
Larson, Ryan	'98
Lawrence, Jeff	'85
Lazzarone, Al	'47
Leake, Ryan	'02
Leauitt, Ernest	'62
Leid, Nick	'08-'10
Lemich, Gordon	'61-'62
Lemus, Dave	'70
Leslie, Sean	'95
Levine, Daniel	'12
Lewis, John	'74-'75
Lewis, Mark	'93-'94
Licea, John	'95-'96
Lloyd, Brian	'08
Loveseth, Paul	'76-'77
Ludington, Justin	'96
Lumos, Dave	'60-'61
Lusiana, Craig	'71-'72
Lyons, Stan	'77

M

Mackedon, Owen	'07
Mackintosh, Jason	'01
Mack, Darren	'82
Macrides, Bill	'47
Madrid, Carlos	'02-'05
Maguire, Matt	'99-'02
Mahoney, Cullen	'10
Mahoukian, Mitt	'55
Maldonado, George	'69-'70
Manship, Jeff	'92
Marable, Dennis	'84-'85
Marchand, Dave	'89-'90
Marcial, Robert	'03-'05
Marcus, Clint	'97-'98
Markel, Craig	'02
Marks, Troy	'11-'12
Martin, Justin	'96-'99
Martin, Robert	'80
Martinson, Dru	'98-'99
Mason, Patrick	'04-'07
Matthews, Andy	'06
Mayer, Kent	'71
Mazhisen, Rod	'64-'67
McCarthy, Derek	'90

McCarthy, Jim	'04-'05
McClaren, Jayson	'09-'12
McClaskey, Tom	'56
McIntire, Ray	'11-'12
McIntyre, JaReLL	'99-'02
McKenzie, Jerry	'61
McKinnon, Barry	'62-'65
McKwan, Rich	'82
McNeil, Derek	'05
Medellin, Jesse	'88
Melino, Nick	'09-'11
Menath, Mike	'74-'75
Mercer, Joe	'04
Meyer, Kewby	'12
Miller, Andy	'81-'82
Miller, Charles	'67-'68
Miller, Corky	'97-'98
Miller, John	'57-'58
Miller, Sammy	'08-'09
Minster, Sherm	'63
Miramontes, Mateo	'01-'03
Mitchell, Jarad	'07
Mitchell II, Ronnie	'10
Moochi, Terry	'79-'80
Moore, Jason	'93
Moore, Scott	'77-'79
Moore, Monte	'80
Moran, George	'99-'02
Moreno, Erik	'92-'93
Moreno, Fred	'81
Mortenson, Chris	'90-'91
Moss, Westley	'09-'10
Mummy, Ben	'03-'05
Munson, Bert	'54
Murphy, Rod	'76-'78
Musselman, Jack	'47
Myers, Doug	'83
Myskowski, Mike	'75-'76

N

Nady, Joe	'82
Neal, Rick	'83
Nelson, David	'84
Nelson, Jim	'64-'67
Nettnin, Rod	'89
Newman, Eric	'04-'05
Newmarker, Mike	'68
Nickerson, Bruce	'64-'66
Nickerson, Chris	'99-'01
Niebergall, Tommy	'11-'12
Nielsen, Scott	'62
Nienabor, John	'70-'71
Noreen, Bob	'81
Noris, Craig	'01-'02
Norman, Dave	'92
Norsement, Earl	'65-'66

O

Oates, Ken	'83
Oberg, Don	'89
O'Connell, Ryan	'95
O'Halloran, Pat	'56
O'Sullivan, Trevor	'06-'08
Olds, Rande	'90-'91
Olive, Ken	'55-'58
Oliver, Jesse	'05
Olson, Bear	'89
Opdyke, Jordan	'06
Oppio, Charles	'88-'89
Orme, Joel	'97
Ortiz, Matt	'98-'00
Osborn, John	'73-'74
Overbay, Lyle	'96-'99

Owens, Stan	'65
-------------	-----

P

Padgett, Pete	'81-'82
Pagni, Ron	'64-'67
Paolini, Ron	'59
Pappas, Jim	'81-'82
Patterson, Jay	'90-'91
Patterson, Garrett	'08
Patton, John	'91-'94
Pearson, Don	'97
Peck, Bobby	'59-'60
Penaluna, Bill	'70-'71
Pendgraft, Brian	'91
Petrangelo, Branden	'09-'10
Pfeifer, Scott	'96
Phenix, John	'72-'75
Pitkin, Doug	'89
Piwonski, Andy	'94-'95
Plank, Ed	'72-'73
Pomin, Stan	'55-'56
Popoff, Christian	'00-'01
Post, Bobby	'94-'95
Powell, Ralph	'54-'55
Powers, Gary	'70-'71
Powers, Tim	'73-'75
Preciado, John	'85-'86
Price, Clarence	'54
Price, Don	'97-'00
Prieto, Chris	'93
Pringle, Jim	'85
Prior, Sean	'11-'12
Pro, Junior	'90-'91
Psaradelis, Tino	'04
Puccinelli, Giovanni	'84-'86
Pullins, Taylor	'02-'03
Pursel, Delbert	'68-'70
Puzey, Jim	'82-'85

Q

Qualls, Chad	'99-'00
Quinn, Terry	'72

R

Rainer, Matt	'98-'00
Range, Jeff	'93
Rangel, Alex	'00-'01
Rankin, Bill	'57
Rasner, Darrell	'00-'02
Rasner, Jesse	'09-'10
Rawlins, Scott	'89-'91
Rawson, Jerry	'71
Reed, Tom	'68
Reid, Mike	'71
Reid, Robert	'61-'62
Renfree, Matt	'04-'07
Renwick, Jack	'62
Reynolds, Don	'70-'73
Richie, Rob	'84-'87
Riley, Mike	'74-'77
Riley, Tim	'74-'76
Rivera, Mario	'07-'08
Roach, Petie	'91
Rocca, Mike	'73-'74
Rocco, Chad	'98
Rodland, Kevin	'08-'10
Rodriguez, Jason	'07
Rodriguez, Ryan	'04-'07
Rogers, Jason	'92-'94
Rogstad, Tyler	'10-'11
Ronzone, Tony	'84
Roskoski, Rich	'68-'69

ALL-TIME LETTERWINNERS

Rowe, Jamison '10-'12
 Rubey, Pat '90
 Rutledge, Matt '11
 Ryan, Dave '54-'55
 Ryberg, Rich '75

S

Sadoian, Jason '07-'08
 Sala, Mike '67-'68
 Salazar, Jordan '07
 Salazar, Tony '91
 Sansone, Nick '07
 Satterlee, Jeff '69-'70
 Savin, Dave '84
 Scarselli, Ron '69
 Schmidt, Konrad '07
 Schoeninger, Time '05-'06
 Schroeder, Mike '93-'94
 Schultz, Bryan '99-'00
 Scobee, Shawn '05-'06
 Scott, Chris '03-'06
 Scott, Dennis '63-'65
 Scott, Mike '76-'78
 Scurry, Rod '07-'08
 Sellers, Luke '97-'98
 Serrato, Jose '86-'87
 Shanks, Tony '80-'81
 Sharkey, Ed '47
 Sharp, Rob '87-'88
 Sheets, Dave '63
 Sherman, Bill '84-'85
 Sherman, JT '03
 Shipley, Bradey '11-'12
 Shoemaker, Bob '57/'59-'60
 Shoning, Bill '00
 Siewert, Chris '07
 Sigafos, Corey '97
 Silva, Mike '63
 Simas, Travis '08-'09
 Simoncini, Marc '70-'71
 Simpson, Brian '04
 Sing Chow, Waylen '08-'11
 Singleton, Chris '92-'93
 Sinofsky, Kenneth '47
 Simoncini, Marc '70
 Skinner, Paul '55/'58
 Slayton, Shane '93-'95
 Smale, Leland '62
 Small, Steve '67/'69
 Small, John '69
 Smith, Andy '85
 Snyder, Bob '58
 Soder, Tim '86
 Sommers, Mike '67
 Spearman, Bob '71
 Staley, John '73-'74
 Stassi, Brock '08-'11
 Stassi, Jim '81-'82
 Stauffer, Keith '65
 Steele, Bert '70-'72
 Stephenson, Rich '67-'69
 Stevenson, John '89
 Stone, Jon '88
 Stone, Neil '63
 Stovak, Mark '87-'88
 Strain, Ryan '01-'03
 Streelman, Erick '01-'04
 Suarez, Bryan '08, '10-'12
 Suleski, Matt '06-'07
 Sullivan, Sean '89-'91
 Sullivan, John J. '97
 Summerbell, Martin '59-'60
 Sumner, Rob '75-'76

Sutton, Travis '03-'06

T

Taele, Arona '98-'99
 Taylor, Josh '94
 Taylor, Steve '05-'06
 Teasdale, Robert '92
 Teel, Ryan '12
 Thieme, Allie '55
 Thomas, Sam '85-'87
 Thompson, Mike '58-'60
 Tiehm, Jerry '71-'74
 Timko, Barry '12
 Tinlin, Daniel '09
 Titchener, Mark '86-'88
 Tobin, Jerry '56-'58
 Tolliver, Jack '77-'79
 Tolotti, Jeff '02
 Torres, Jerry '92-'93
 Torres, Mike '75
 Torres, Tony '92
 Towle, Tom '59-'60
 Toy, Owen '65/'67/'70
 Travers, Steve '80-'81
 Trounday, Roger '54-'56
 Truex, Jim '71-'72
 Tucker, Leland '47
 Tucker, Rich '71-'74
 Turay, Michael '09-'11
 Turnier, Aaron '89-'90
 Turri, John '92-'94

U

Ugalde, Marty '86
 Uhalde, Paul '70-'71
 Uhalde, Robert '69
 Uhlman, Jay '95/'97
 Urich, Kevin '67

V

VanCuren, Marv '61
 VanCuren, Mastuin '62
 Van Gaver, Elliot '12
 VanTress, Doug '88-'91
 Vella, Greg '84
 Vigil, Brent '85
 Vidovich, Dan '54
 Vinaccia, John '90-'91
 Vroman, Greg '70

W

Wagner, Lornie '65/'67
 Walker, Kelly '83
 Walker, Luther '84
 Walkiewicz, Brian '94
 Wallace, Bill '77-'79
 Wallace, Mike '78-'80
 Walsh, Terry '05-'08
 Walters, Lyle '73-'74
 Walters, Nikol '64-'65/'67
 Walters, Shawn '10
 Warner, Jim '80-'81
 Weaver, Jim '71
 Weir, Donald '67-'69
 Welin, Jacques '47
 Wells, Matt '94-'96
 Wells, Tyler '12
 Whalde, Paul '70
 Whalen, Brian '56-'57
 Wheeler, Hal '72
 Wheeler, Tony '63
 Whisman, Jim '67

Whitaker, Jim '59-'60
 Whitaker, Tom '57-'58
 Whitley, Lawrence '97-'98
 Wickwire, Curtis '01-'02
 Wiens, Ranger '99
 Wiens, Ricky '99
 Wilcox, Steve '72-'73
 Williams, Durell '06
 Williams, Mondel '81
 Wilson, Terrance '92-'95
 Wisecarver, Pete '71
 Witsoe, Beau '09-'10
 Wolfe, Kip '80-'81
 Woods, Bob '74
 Woods, Gary '68-'69


Y

Yamaoka, Guy '85
 York, Val '59-'61
 Young, Greg '78-'79
 Young, George '54-'55
 Young, Bob '77-'80
 Young, Tracey '83
 Yrigoyen, Garrett '10-'12

Z

Zappin, Gabe '97
 Zinn, Jimmy '54
 Zunini, Mike '77
 Zunini, Pat '80-'81
 Zuppan, Bob '72
 Zuppan, Mike '67, '69

Kevin Kouzmanoff



WOLF PACK PROS

Nevada has had 18 alumni play in Major League Baseball throughout the years. Shawn Barton (Mariners/Giants), Eddie Bonine (Tigers), Ryan Church (Expos/Nationals/Mets), Chris Dickerson (Reds), Andy Dominique (Red Sox/Blue Jays), Chris Gimenez(Indians), Brett Hayes(Marlins), Joe Inglett(Indians/Blue Jays), Kevin Kouzmanoff(Indians/Padres), Corky Miller (Reds/Twins/Braves), Lyle Overbay (Diamondbacks/Brewers/Blue Jays), Eddie Plank (Giants), Chris Prieto (Angels), Chad Qualls (Astros/Diamondbacks), Darrell Rasner (Nationals/Yankees), Rob Richie (Detroit) Konrad Schmidt (Diamondbacks) and Chris Singleton (White Sox/Orioles/A's/Devil Rays) have all donned Major League Uniforms after playing for the Pack.

Eleven of the Pack alum, Bonine, Church, Dickerson, Gimenez, Hayes, Inglett, Kouzmanoff, Miller, Overbay, Qualls and Schmidt played in the majors in 2010. Kouzmanoff set an MLB record in his big league debut on Sept. 2, 2006, which can never be broken when he belted a grand slam at Texas on the first pitch he saw as a Major League Player.

Qualls helped the Astros reach their first World Series back in 2005. In three World Series appearances he tossed 5.1 innings and posted a 1.69 ERA. The right-hander saw action in nine postseason games, where he went 1-0 in 13 innings on the mound with a 2.08 ERA and 10 strikeouts.

Schmidt made his debut with the D'backs Sept. 13, 2010.

18 Former Wolf Pack Players With MLB Experience

Name	Pos.	at Nevada	Drafting Team	MLB Debut
Shawn Barton	LHP	1984	Philadelphia Phillies	Aug. 6, 1992
Eddie Bonine	RHP	2003	San Diego Padres	June 14, 2008
Ryan Church	OF	1997-00	Cleveland Indians	Aug. 21, 2004
Chris Dickerson	OF	2001-03	Cincinnati Reds	Aug. 12, 2008
Andy Dominique	1B/C	1994-97	Philadelphia Phillies	May 25, 2004
Chris Gimenez	OF	2002-04	Cleveland Indians	June 3, 2009
Brett Hayes	C	2003-05	Florida Marlins	May 22, 2009
Joe Inglett	2B	1997-00	Cleveland Indians	June 21, 2006
Kevin Kouzmanoff	3B	2003	Cleveland Indians	Sept. 2, 2006
Corky Miller	C	1997-98	Cincinnati Reds	Sept. 4, 2001
Lyle Overbay	1B/OF	1996-99	Arizona Diamondbacks	Sept. 19, 2001
Eddie Plank	RHP	1972-73	San Francisco Giants	Sept. 6, 1978
Chris Prieto	OF	1993	San Diego Padres	May 14, 2005
Chad Qualls	RHP	1999-00	Houston Astros	July 22, 2004
Darrell Rasner	RHP	2000-02	Montreal Expos	Sept. 6, 2005
Rob Richie	OF	1984-87	Detroit Tigers	Aug. 19, 1989
Konrad Schmidt	C	2007	Arizona Diamondbacks	Sept. 13, 2010
Chris Singleton	OF	1992-93	San Francisco Giants	Apr. 10, 1999

NEVADA'S PRO PLAYERS

George Maldonado, '71, Giants
 Terry Quinn, '72, Yankees
 Ed Plank, '73, Giants
 Stew Colton, '74, Royals
 John Phenix, '75, Rangers
 Don Fisk, '76, Yankees
 Tim Riley, '76, Royals
 Ron Ball, '77, Giants
 Pat Alexander, '77, Giants
 Rod Murphy, '78, Athletics
 Ed Bonine, '78, Cardinals
 John Anderson, '79, Giants
 Mike Wallace, '80, Giants
 Dave Anderson, '81, Dodgers
 Jim Harris, '81, White Sox
 Steve Travers, '82, Cards
 Jim Ferguson, '82, Yankees
 Jim Stassi, '82, Giants
 Don Groh, '82, Angels
 Greg Campbell, '82, Giants
 Kurt Eskildsen, '83, Brewers
 Pat Dougherty, '84, Yankees
 Waymon Brown, '84, Yankees
 Shawn Barton, '84, Phillies
 Greg Vella, '84, Blue Jays
 Jim Puze, '85, Cardinals
 Ted Higgins, '85, Yankees
 Mike Baker, '86, Red Sox
 Rob Richie, '87, Tigers
 Chris Houser, '87, Cards
 John Barton, '88, Tigers
 Jeff Barry, '89 Expos
 Donnie Angotti, '89, Astros
 John DeRico, '90, Cubs
 Dave Norman, '92, Braves
 Petie Roach, '93, Giants
 Tony Torres, '93, Marlins
 Jeff ManSHIP, '93, Reds
 Geoff Grenert, '93, White Sox
 Chris Singleton, '93, Giants
 Geoff Grenert, '93, Angels
 Chris Prieto, '93, Padres
 Cody Kosman, '93, Royals
 Neil Garcia, '94, Tigers
 Jay Johnson, '94, Padres
 Mark Lewis, '94, Expos
 Kevin Lake, '94, Giants
 Jason Rogers, '94, Orioles
 Neil Garcia, '94, Detroit
 John Patton, '94, Saskatchewan
 Shawn Leslie, '95 Expos
 Jason Rogers, '95, Orioles
 Mat Erwin, '95, Marlins
 Justin Drizos, '95, Rockies
 Chris Briones, '95, Rangers
 Bobby Post, '95, Sioux Falls
 Darren Baugh, '96, White Sox
 Josh Bendik, '96, Reno Astros
 Chris Garza, '96, Twins
 Wade Jackson, '96, Angels
 Rico Lagattuta, '96, A's
 Scott Pfeifer, '96, Reno
 Matt Wells, '96, Giants
 Andy Dominique, '97, Phillies
 Gary Johnson, '97, Cubs
 Brent Husted, '97, Dodgers
 Corky Miller, '98, Reds
 Jim Brink, '98, A's
 Lyle Overbay, '99, Diamondbacks
 Justin Martin, '99, Pirates
 Scott Albin, '99, Expos

Joe Inglett, '00, Indians
 Ryan Church, '00, Indians
 Chad Qualls, '00, Astros
 Matt Ortiz, '00, Cardinals
 Bryan Schultz, '00, Cardinals
 Jason Mackintosh, '01, Indians
 James Holcomb, '02, Angels
 Mike Gillies, '02, Phillies
 Darrell Rasner, '02, Expos
 Jeff Tolotti, '02, Cardinals
 Craig Markel, '02, Devil Rays
 Zachary Basch, '03, Red Sox
 Eddie Bonine, '03, Padres
 Chris Dickerson, '03, Reds
 Kevin Kouzmanoff, '03, Indians
 Taylor Pullins, '03, Mariners
 Mateo Miramontes, '03, NY Mets
 JT Sherman, '03, Royals
 Ryan Strain, '03, Giants
 Chris Gimenez, '04, Indians
 Bryan Johnson, '04, Braves
 Brett Hayes, '05, Marlins
 Jacob Butler, '05, Blue Jays
 Ben Mummy, '05, Reds
 Robert Marcial, '05, Braves
 Shawn Scobee, '06, Blue Jays
 Tim Schoeninger, '06, Angels
 Jason Rodriguez, '07, Mariners
 Matt Renfree, '07, Mariners
 Konrad Schmidt, '07, Dbacks
 Dan Eastham, '08, Orioles
 Jason Rodriguez, '08, Cleveland
 Rod Scurry, '08, Rockies
 Travis Simas, '09, Rays
 Kevin Rodland, '10, Rangers
 Westley Moss, '10, Dbacks
 Tyler Graham, '10, Giants
 Brock Stassi, '11, Phillies

ALL-AMERICANS



Fred Dallimore, LHP

1966 All-America
(American Association of College Baseball Coaches)



Rob Richie, OF

1987 All-America
(Sporting News)

Richie's Nevada Career Statistics

Year	BA	G	AB	H	R	RBI	2B	3B	HR	SB/Att	SO	BB	SLG.
84-87	.351	198	723	254	197	181	55	22	30	47/64	79	120	.613



Mark Lewis, SS

1994 All-America
(American Baseball Coaches Association, Mizuno, National Collegiate Baseball Writer's Association)

Lewis' Nevada Career Statistics

Year	BA	G	AB	H	R	RBI	2B	3B	HR	SB/Att	SO	BB	SLG.
93-94	.352	104	383	135	108	105	28	4	13	12/26	28	68	.548



Rico Lagattuta, LHP

1996 Pre-Season All-America
(Mizuno)

Lagattuta's Nevada Career Statistics

Year	ERA	APP	W	L	Pct.	CG	SV	IP	R	ER	H	SO	BB
93-96	4.01	90	18	5	.783	0	24	163.2	92	73	158	142	78



Andy Dominique, 3B

1997 All-America
(Louisville Slugger, American Baseball Coaches Assoc., National Collegiate Baseball Writer's Assoc.)

Dominique's Nevada Career Statistics

Year	BA	G	AB	H	R	RBI	2B	3B	HR	SB/Att	SO	BB	SLG.
94-97	.340	213	801	272	193	239	53	1	62	11/18	160	100	.640



Arona Taele, OF

1998 Freshman All-America
(Collegiate Baseball)

Taele's Nevada Career Statistics

Year	BA	G	AB	H	R	RBI	2B	3B	HR	SB/Att	SO	BB	SLG.
98-99	.302	100	358	108	73	84	19	2	15	11/14	86	28	.492




Don Price, 1B

1999 All-America - 2000 Preseason All-America
(Louisville Slugger)

Price's Nevada Career Statistics

Year	BA	G	AB	H	R	RBI	2B	3B	HR	SB/Att	SO	BB	SLG.
97-00	.344	172	660	227	173	215	35	4	59	11/16	122	81	.677



Brett Hayes

Mateo Miramontes

Chris Dickerson

Shaun Kort



Lyle Overbay, OF

1999 All-America
(Collegiate Baseball, Baseball Weekly, Louisville Slugger, College Baseball Insider)

Overbay's Nevada Career Statistics

Year	BA	G	AB	H	R	RBI	2B	3B	HR	SB/Att	SO	BB	SLG.
96-99	.358	209	864	309	243	257	62	11	39	15/20	165	110	.590



Joe Inglett, OF

2000 All-America
(Baseball Weekly, Baseball America, ABCA/Rawlings)

Inglett's Nevada Career Statistics

Year	BA	G	AB	H	R	RBI	2B	3B	HR	SB/Att	SO	BB	SLG.
97-00	.385	213	834	321	286	179	57	12	20	37/46	124	157	.554



Darrell Rasner, RHP

2000 Freshman All-America
(Collegiate Baseball)

Rasner's Nevada Career Statistics

Year	ERA	APP	W	L	Pct.	CG	SV	IP	R	ER	H	SO	BB
00-02	3.80	51	28	15	.651	8	0	341.0	176	144	342	302	138



Chris Dickerson, OF

2001 Freshman All-America
(Collegiate Baseball)

Dickerson's Nevada Career Statistics

Year	BA	G	AB	H	R	RBI	2B	3B	HR	SB/Att	SO	BB	SLG.
01-03	.286	139	479	137	101	91	25	6	17	15-20	125	88	.470



Mateo Miramontes, RHP

2001 Freshman All-America
(Collegiate Baseball)

Miramontes' Nevada Career Statistics

Year	ERA	APP	W	L	Pct.	CG	SV	IP	R	ER	H	SO	BB
01-03	5.15	52	25	16	.610	4	1	311.1	213	178	350	259	153



Brett Hayes, C

2003 Freshman All-America
(Louisville Slugger, CollegeBaseballInsider.com(HM))

Hayes' Nevada Career Statistics

Year	BA	G	AB	H	R	RBI	2B	3B	HR	SB/Att	SO	BB	SLG.
03-05	.339	167	699	237	132	156	37	5	22	16-23	93	64	.501



Kevin Kouzmanoff, 3B

2003 All-America
(NCBWA(2nd), USA Today Sports Weekly (2nd) Louisville Slugger (3rd), CollegeBaseballInsider.com(HM))

Kouzmanoff's Nevada Career Statistics

Year	BA	G	AB	H	R	RBI	2B	3B	HR	SB/Att	SO	BB	SLG.
2005	.339	167	699	237	132	156	37	5	22	22-34	93	64	.501



Shaun Kort, 1B

2007 Freshman All-America
(Louisville Slugger, Rivals.com, Pingbaseball.com(2nd))

Kort's Nevada Career Statistics

Year	BA	G	AB	H	R	RBI	2B	3B	HR	SB/Att	SO	BB	SLG.
07-10	.349	175	657	229	124	172	49	6	16	10-16	71	93	.514



Nick Melino, DH

2009 Freshman All-America
(Louisville Slugger)

Melino's Nevada Career Statistics

Year	BA	G	AB	H	R	RBI	2B	3B	HR	SB/Att	SO	BB	SLG.
'09	.352	53	165	58	28	39	15	2	4	3-5	26	15	.539



Tom Jameson, RHP

2010 Freshman All-America
(Louisville Slugger)

Jameson's Nevada Career Statistics

Year	ERA	APP	W	L	Pct.	CG	SV	IP	R	ER	H	SO	BB
'10	3.84	15	6	1	.857	1	2	65.2	39	28	74	30	18

NEVADA

Dugout Club

Bobby Dolan Baseball Dinner

The annual Bobby Dolan Baseball Dinner is an important fundraiser for the Wolf Pack baseball program. The evening includes hosted cocktails, a sit-down dinner and a small live auction in addition to keynote speech from a prominent figure from the world of baseball.

The Dolan Dinner and the Dugout Club work together to help support the operating budget of the Nevada Baseball program. Like the Dugout Club, all proceeds from the Dolan Dinner go directly to Nevada Baseball.

The event has proven to be a huge success drawing some big names in the world of baseball. Since the inaugural dinner in 1985, the lineup of the featured speakers is quite impressive. Just a few of the featured speakers of the dinner include; Will Clark, Tommy Lasorda, Whitey Ford, Reggie Jackson, Pete Rose, Johnny Bench, Willie Mays and Roger Craig.

*For Membership or
Dinner Ticket Information Call:
775-682-6902 (Judi Cail) or
775-682-6978 (Baseball Office)*

The Wolf Pack Dugout Club is a fund raising organization originally started by former Wolf Pack baseball players to provide additional revenue support for the baseball program at the University of Nevada. All revenues that are generated by the membership drive and the "Bobby Dolan" Baseball Dinner, which is now a Dugout Club sponsored and directed event, go directly to the baseball program to be used for improvements and upkeep of the baseball stadium as well as assisting the program in providing the same equipment and training devises that most Division 1 programs have for their players.

The generosity of the Dugout Club membership the past few years has made it possible for the baseball program to make many significant improvements and upgrades to the facilities at Peccole Park, (installing Field Turf playing surface, replacing entire outfield and sideline fencing, installation of new bullpens, building new restrooms and shower areas in players locker room, construction of special seating area for Dugout Club members, construction of indoor hitting and training facility, construction of new coaches locker room and equipment storage building, installation of new state of the art scoreboard and message board), which has significantly enhanced and improved the park for players, coaches and fans alike!

"Without the support and generosity of the members of our Dugout Club, we would not have a chance to be competitive in the college baseball world today! All of our players, past and present, and coaches are so grateful, appreciative and thankful for this fine group's involvement, generosity and effort toward enhancing our daily experiences as representatives of the University of Nevada. We sincerely hope that you will seriously consider assisting our efforts to Constantly try to provide our student/athletes with the very best facilities and equipment available for them by becoming a truly valued and appreciated member of the 2010 Dugout Club!"

--Head Baseball Coach Gary Powers

