

2009-10 MSU Records



MSU INDIVIDUAL RECORDS



Most Points Scored:

Game: 47, Bailey Howell vs. Union (12-4-58)
 Season: 777, Jeff Malone (1982-83)
 Career: 2142, Jeff Malone (1980-83)

Highest Scoring Average:

Season: 28.3, Jim Ashmore (1956-57)
 Career (3 yrs): 27.1, Bailey Howell (1957-59)
 Career (4 yrs): 20.6, Jim Ashmore (1954-57)

Most Field Goals Made:

Game: 18, Rickey Brown vs. Auburn (3-7-77)
 Season: 323, Jeff Malone (1982-83)
 Career: 906, Jeff Malone (1980-83)

Most Consecutive Field Goals Made:

1 Gm: 11, Tony Watts at Alabama (1-14-89)
 1+ Gms: 15, Russell Walters vs. Ole Miss [8] & Northwestern St. [7] (1-14-95 to 1-16-95)

Most Field Goals Attempted:

Game: 33, Dave Williams at Auburn (1-3-66); Jim Ashmore vs. Mississippi (1-19-57); Gerald Caveness vs. Florida (2-20-54)
 Season: 616, Jim Ashmore (1956-57)
 Career: 1768, Jeff Malone (1980-83)

Highest Field Goal Percentage:

Game (Min. 10 FGA): .909 (10-of-11), Trey Moore vs. Loyola [NO] (12-14-96); Ervin Dillon vs. Delta State (12-1-84)
 Season (Min. 125 FGA): .671 (167-of-249), Cameron Burns (1988-89)
 Career (Min. 200 FGA): .643 (184-of-286), Jarvis Varnado (2007-08)
 Career (Min. 400 FGA): .587 (481-of-819), Erick Dampier (1994-96)

Most 3-Point Field Goals Made:

Game: 8, Winsome Frazier vs. UMKC (11-23-04); Marckell Patterson vs. Florida (1-10-01); Antonio Jackson at California (11-13-00); Darryl Wilson vs. Alabama (3-4-95)
 Season: 97, Darryl Wilson (1995-96)
 Career: 258, Darryl Wilson (1994-96)

Most Consecutive Games With 3FGM:

Career: 39, Darryl Wilson (1994-95)

Most 3-Point Field Goals Attempted:

Game: 17, Darryl Wilson vs. Ala. (3-4-95)
 Season: 237, Darryl Wilson (1995-96)
 Career: 645, Darryl Wilson (1994-96)

Highest 3-Pt. Field Goal Percentage:

Game (Min. 5 FGA): .857 (6-of-7), Ravern Johnson vs. Western Kent. (1-5-09)
 Season (Min. 50 FGA): .481 (38-of-79), Shane Power (2003-04)
 Season (Min. 100 FGA): .430 (61-of-142), Tony Watts (1991-92)
 Season (Min. 200 FGA): .414 (94-of-227), Darryl Wilson (1994-95)
 Career (Min. 100 FGA): .417 (95-of-228), Shane Power (2004-05)
 Career (Min. 300 FGA): .400 (258-of-645), Darryl Wilson (1994-96)

Most Free Throws Made:

Game: 21, Jerry Graves vs. Vandy (1-14-61)
 Season: 243, Bailey Howell (1957-58)
 Career: 682, Bailey Howell (1957-59)

Most Consecutive Free Throws Made:

1 Gm: 18, Rich Knarr vs. Auburn (2-19-73)
 1+ Gms: 43, Paul Smith (12-12-64 to 2-22-65)

Most Free Throws Attempted:

Game: 27, Jerry Graves vs. Vandy (1-14-61)
 Season: 315, Bailey Howell (1957-58)
 Career: 892, Bailey Howell (1957-59)

Highest Free Throw Percentage:

Game (Min. 15 FTA): 1.000 (16-of-16), Bailey Howell at Tulane (2-3-58)
 Season (Min. 50 FTA): .927 (51-of-55), Paul Smith (1964-65)
 Season (Min. 100 FTA): .870 (120-of-138), Red Stroud (1962-63)
 Career (Min. 150 FTA): .864 (133-of-154), Paul Smith (1964-66)
 Career (Min. 200 FTA): .847 (221-of-261), Rich Knarr (1973-76)
 Career (Min. 300 FTA): .825 (296-of-359), Red Stroud (1961-63)
 Career (Min. 400 FTA): .812 (439-of-541), Darryl Wilson (1994-96)

Most Rebounds:

Game: 34, Bailey Howell vs. LSU (2-1-57)
 Season: 492, Bailey Howell (1956-57)
 Career: 1277, Bailey Howell (1957-59)

Highest Rebounding Average:

Season: 19.7, Bailey Howell (1956-57)
 Career (3 yrs): 17.0, Bailey Howell (1957-59)
 Career (4 yrs): 10.2, Rickey Brown (1977-80)

Most Offensive Rebounds:

Game: 11, Lawrence Roberts at Alabama (3-6-04); Tyrone Washington at Auburn (2-7-98)
 Season: 125, Erick Dampier (1995-96)
 Career: 318, Erick Dampier (1994-96)

Most Defensive Rebounds:

Game: 14, Charles Rhodes vs. Auburn (2-4-06) & Jacksonville State (12-15-05)
 Season: 241, Lawrence Roberts (2004-05)
 Career: 594, Tyrone Washington (1996-99)

Most Assists:

Game: 16, Chuck Evans at UMKC (2-23-93)
 Season: 235, Chuck Evans (1992-93)
 Career: 514, Derrick Zimmerman (2000-03)

Highest Assists-Per-Game Average:

Season: 8.10, Chuck Evans (1992-93)
 Career (2 yrs): 7.96, Chuck Evans (1992-93)
 Career (4 yrs): 5.00, Al Perry (1975-78)

Most Turnovers:

Game: 11, Al Perry at Evansville (12-17-75)
 Season: 142, Jamont Gordon (2005-06)
 Career: 403, Jamont Gordon (2006-08)

Most Blocked Shots:

Game: 10, Jarvis Varnado vs. Miami [FL] (12-13-07), vs. Georgia & vs. Kentucky (1-15-08)
 Season: 170, Jarvis Varnado (2008-09)
 Career: 394, Erick Dampier (2006-Present)

Highest Blocks-Per-Game Average:

Season: 4.72, Jarvis Varnado (2008-09)
 Career: 3.75, Jarvis Varnado (2006-Present)

Most Steals:

Game: 8, Gary Hooker vs. Samford (12-29-75) & vs. SW Louisiana (12-6-75)
 Season: 83, Chuck Evans (1991-92)
 Career: 217, Ray White (1976-79)

Highest Steals-Per-Game Average:

Season: 2.96, Chuck Evans (1991-92)
 Career (2 yrs): 2.89, Chuck Evans (1992-93)
 Career (4 yrs): 2.17, Ray White (1976-79)

Most Charges Taken:

Season: 23, Mario Austin (2001-02)
 Career: 51, Mario Austin (2001-03)

Most Dunks:

Game: 6, Bubba Wilson vs. Troy (11-30-93)
 Season: 68, Charles Rhodes (2007-08)
 Career: 183, Charles Rhodes (2005-08)

Most Personal Fouls:

Game: 6, 12 times (1989-90)
 Season: 117, Todd Merritt (1989-90)
 Career: 404, Rickey Brown (1977-80)

Most Disqualifications:

Season: 14, Wayne Duncan (1955-56)
 Career: 30, Rickey Brown (1977-80)

Most Games Played:

Season: 36, six players (2008-09); five players (2001-02)
 Career: 127, Derrick Zimmerman (2000-03)

Most Games Started:

Season: 36, Jarvis Varnado, Barry Stewart, Ravern Johnson, Dee Bost (2008-09)
 Career: 110, Kalpatrick Wells (1980-83)

Most Minutes Played:

Game: 57, Greg Carter vs. Ole Miss, 4ot (1-24-90)
 Season: 1244, Darryl Wilson (1995-96)
 Career: 3851, Jeff Malone (1980-83)

Highest Minutes-Per-Game Avg.:

Season: 37.4, Kalpatrick Wells (1981-82)
 Career (2 yrs): 35.3, Chuck Evans (1992-93)
 Career (4 yrs): 35.0, Jeff Malone (1980-83)

MSU SCORING RECORDS

CAREER LEADERS

Points Scored

Name	Seasons	G	Pts	Avg
1. Jeff Malone	1980-83	110	2142	19.5
2. Bailey Howell	1957-59	75	2030	27.1
3. Jim Ashmore	1954-57	93	1918	20.6
4. Rickey Brown	1977-80	107	1838	17.2
5. Ray White	1976-79	100	1652	16.5
6. Darryl Wilson	1994-96	93	1619	17.4
7. Jamont Gordon	2006-08	99	1558	15.7
8. Jerry Jenkins	1973-75	78	1503	19.3
9. Tony Watts	1989-92	113	1491	13.2
10. Cameron Burns	1989-91	87	1460	16.8
11. Charles Rhodes	2005-08	110	1451	13.2
12. Tang Hamilton	1998-01	123	1307	10.6
13. Rich Knarr	1973-76	97	1305	13.5
14. Timmy Bowers	2001-04	116	1300	11.2
15. Jack Bouldin	1970-72	75	1257	16.8
16. Jerry Graves	1959-61	74	1245	16.8
17. Erick Dampier	1994-96	93	1231	13.2
18. Dave Williams	1966-68	76	1219	16.0
Leland Mitchell	1961-63	78	1219	15.6
20. Mario Austin	2001-03	91	1199	13.2

Scoring Average (Min. 50 Gms)

Name	Seasons	G	Pts	Avg
1. Bailey Howell	1957-59	75	2030	27.1
2. Jim Ashmore	1954-57	93	1918	20.6
3. Jeff Malone	1980-83	110	2142	19.5
4. Jerry Jenkins	1973-75	78	1503	19.3
5. Darryl Wilson	1994-96	93	1619	17.4
6. Rickey Brown	1977-80	107	1838	17.2
7. Lawrence Roberts	2004-05	62	1048	16.9
8. Jerry Graves	1959-61	74	1245	16.8
9. Cameron Burns	1989-91	87	1460	16.8
10. Jack Bouldin	1970-72	75	1257	16.8

SEASON BESTS

Points Scored

Name	Season	G	Pts	Avg
1. Jeff Malone	1982-83	29	777	26.8
2. Jim Ashmore	1956-57	25	708	28.3
3. Bailey Howell	1957-58	25	695	27.8
4. Bailey Howell	1958-59	25	688	27.5
5. Bailey Howell	1956-57	25	647	25.9
6. Darryl Wilson	1995-96	34	613	18.0
7. Jamont Gordon	2007-08	34	584	17.2
8. Jerry Jenkins	1974-75	26	575	22.1
9. Mario Austin	2001-02	35	565	16.1
10. Jamont Gordon	2006-07	35	561	16.0

Scoring Average

Name	Season	G	Pts	Avg
1. Jim Ashmore	1956-57	25	708	28.3
2. Bailey Howell	1957-58	25	695	27.8
3. Bailey Howell	1958-59	25	688	27.5
4. Jeff Malone	1982-83	29	777	26.8
5. Bailey Howell	1956-57	25	647	25.9
6. Jim Ashmore	1955-56	24	536	22.3
7. Jim Ashmore	1954-55	23	513	22.3
8. Jerry Jenkins	1974-75	26	575	22.1
9. Jerry Graves	1960-61	25	532	21.3
10. Rickey Brown	1979-80	27	553	20.5

GAME HIGHS

Points Scored

Name (Opponent, Date)	Pts
1. Bailey Howell vs. Union (12-4-58)	47
2. Bailey Howell vs. LSU (2-22-58)	45
Jim Ashmore vs. Mississippi (1-19-57)	45
4. Jim Ashmore at LSU (2-22-57)	44
5. Bailey Howell at Florida (2-14-59)	43
6. Rickey Brown vs. Auburn (3-7-77)	40
Jim Ashmore vs. Arkansas St. (12-17-56)	40
8. Jeff Malone vs. Alabama (1-31-83)	39
Bailey Howell vs. Murray St. (12-19-57)	39
Bailey Howell vs. Southwestern (12-7-57)	39
11. Jeff Malone vs. Mississippi (1-22-83)	38
Bailey Howell vs. Arkansas St. (12-15-58)	38
Jim Ashmore at Memphis State (1-26-57)	38
Jim Ashmore vs. Arkansas State (1-21-56)	38
15. Jim Ashmore at Mississippi (2-28-57)	37
Bailey Howell vs. Kentucky (2-11-57)	37
17. Jeff Malone at Mississippi (2-19-83)	36
Jeff Malone vs. Vanderbilt (1-8-83)	36
19. Darryl Wilson vs. Alabama (3-4-95)	35
Hubert Henderson vs. Miss. Co. (12-6-86)	35
Jeff Malone vs. LSU (1-24-83)	35
Jeff Malone at Tennessee (1-15-83)	35
Rickey Brown at Kentucky (2-20-80)	35
Jerry Jenkins vs. Florida (2-3-75)	35
Jerry Jenkins vs. Arkansas (12-4-74)	35
Jerry Jenkins at Samford (12-2-74)	35
Tom Payne vs. Kentucky (2-10-68)	35
Paul Smith at Alabama (1-11-65)	35
Jerry Graves vs. Florida (2-15-60)	35
Bailey Howell vs. Murray State (1-24-59)	35
Bailey Howell vs. Florida (2-15-58)	35
Bailey Howell vs. SE La. (1-27-58)	35
Bailey Howell at Tulane (2-23-57)	35
Bailey Howell at Tampa (2-15-57)	35
Jim Ashmore vs. Tennessee (2-9-57)	35
Bailey Howell at Miss. College (12-8-56)	35

YEARLY LEADERS

Scoring Average

Year	Name	G	Pts	Avg
1948	Willard Daley	18	255	14.2
1949	Willard Daley	17	210	12.4
1950	Willard Daley	18	197	10.9
1951	Herb Hargett	19	357	18.8
1952	Coyte Vance	23	471	20.5
1953	Gerald Caveness	19	277	14.6
1954	Gerald Caveness	19	338	17.8
1955	Jim Ashmore	23	513	22.3
1956	Jim Ashmore	24	536	22.3
1957	Jim Ashmore	25	708	28.3
1958	Bailey Howell	25	695	*27.8
1959	Bailey Howell	25	688	*27.5
1960	Jerry Graves	25	465	18.6
1961	Jerry Graves	25	532	21.3
1962	Leland Mitchell	25	417	16.7
1963	Leland Mitchell	28	480	17.1
1964	Doug Hutton	26	387	14.9
1965	Bill Chumbler	26	352	13.5
1966	Dave Williams	25	492	19.7
1967	Dave Williams	25	392	15.7
1968	Tom Payne	26	412	15.8
1969	Manny Washington	25	384	15.4
1970	John Guyton	24	390	16.3
1971	Jack Bouldin	25	477	19.1
1972	Jack Bouldin	26	410	15.8
1973	Rich Knarr	26	467	18.0
1974	Jerry Jenkins	26	471	18.1
1975	Jerry Jenkins	26	575	22.1
1976	Ray White	26	475	18.3
1977	Rickey Brown	27	520	19.3
1978	Ray White	26	378	14.5
1979	Ray White	23	393	17.1
1980	Rickey Brown	27	553	20.5
1981	Jeff Malone	27	543	20.1
1982	Jeff Malone	27	502	18.6
1983	Jeff Malone	29	777	*26.8
1984	Ken Harvey	28	355	12.7
1985	Ken Harvey	27	376	13.9
1986	Chauncey Robinson	30	419	14.0
1987	Hubert Henderson	28	418	14.9
1988	Greg Lockhart	29	287	9.9
1989	Cameron Burns	28	424	15.1
1990	Cameron Burns	30	547	18.2
1991	Cameron Burns	29	489	16.9
1992	Tony Watts	28	537	19.2
1993	Orien Watson	29	446	15.4
1994	Darryl Wilson	29	471	16.2
1995	Darryl Wilson	30	535	17.8
1996	Darryl Wilson	34	613	18.0
1997	Horatio Webster	29	466	16.1
1998	Horatio Webster	30	511	17.0
1999	Tyrone Washington	33	420	12.7
2000	Tang Hamilton	30	432	14.4
2001	Antonio Jackson	31	397	12.8
2002	Mario Austin	35	565	16.1
2003	Mario Austin	25	388	15.5
2004	Lawrence Roberts	30	506	16.9
2005	Lawrence Roberts	32	542	16.9
2006	Charles Rhodes	29	401	13.8
2007	Jamont Gordon	35	561	16.0
2008	Charles Rhodes	31	538	17.4
2009	Jarvis Varnado	36	464	12.9

* - Led Southeastern Conference



Jeff Malone, the nation's No. 2 scorer as a senior, broke Bailey Howell's scoring mark on Feb. 26, 1983, against Alabama.

MSU FIELD GOAL RECORDS



CAREER LEADERS

Field Goals Made

Name	Seasons	G	FGM	FGA
1. Jeff Malone	1980-83	110	906	1768
2. Rickey Brown	1977-80	107	774	1624
3. Jim Ashmore	1954-57	93	706	1694
4. Ray White	1976-79	100	684	1414
5. Bailey Howell	1957-59	75	674	1285
6. Jerry Jenkins	1973-75	78	603	1305
7. Charles Rhodes	2005-08	110	567	1011
8. Cameron Burns	1989-91	87	563	959
9. Tony Watts	1989-92	113	561	1217
10. Rich Knarr	1973-76	97	542	1246

Field Goals Attempted

Name	Seasons	G	FGM	FGA
1. Jeff Malone	1980-83	110	906	1768
2. Jim Ashmore	1954-57	93	706	1694
3. Rickey Brown	1977-80	107	774	1624
4. Ray White	1976-79	100	684	1414
5. Jerry Jenkins	1973-75	78	603	1305
6. Bailey Howell	1957-59	75	674	1285
7. Rich Knarr	1973-76	97	542	1246
8. Jamont Gordon	2006-08	99	513	1238
9. Tony Watts	1989-92	113	561	1217
10. Jack Bouldin	1970-72	75	511	1191

Field Goal Pct. (Min. 200 FGA)

Name	Seasons	FGM	FGA	Pct
1. Bill Singletary	1972-74	192	305	.630
2. Tony Robinson	1984-85	161	269	.599
3. David Domingue	1991-94	125	210	.595
4. Jarvis Varnado	2007-09	364	614	.593
5. Erick Dampier	1994-96	481	819	.587
6. Cameron Burns	1989-91	563	959	.587
7. Wiley Peck	1976-79	439	759	.578
8. Ervin Dillon	1985-86	152	265	.574
9. Larry Fry	1973-75	431	761	.566
10. Robert Jackson	1999-01	323	574	.563

SEASON BESTS

Field Goals Made

Name	Season	FGM	FGA	Pct
1. Jeff Malone	1982-83	323	608	.531
2. Jim Ashmore	1956-57	270	616	.438
3. Rickey Brown	1979-80	231	471	.490
Bailey Howell	1958-59	231	464	.498
5. Jerry Jenkins	1974-75	227	469	.484
6. Bailey Howell	1957-58	226	439	.515
7. Jeff Malone	1981-82	225	410	.549
Rickey Brown	1976-77	225	443	.508
9. Jeff Malone	1980-81	219	447	.490
10. Bailey Howell	1956-57	217	382	.568

Field Goals Attempted

Name	Season	FGM	FGA	Pct
1. Jim Ashmore	1956-57	270	616	.438
2. Jeff Malone	1982-83	323	608	.531
3. Rickey Brown	1979-80	231	471	.490
4. Jerry Jenkins	1974-75	227	469	.484
5. Jamont Gordon	2007-08	193	465	.415
Jim Ashmore	1954-55	193	465	.415
7. Bailey Howell	1958-59	231	464	.498
8. Jim Ashmore	1955-56	186	455	.409
9. Dave Williams	1965-66	212	453	.468
10. Jeff Malone	1980-81	219	447	.490

Field Goal Pct. (Min. 125 FGA)

Name	Season	FGM	FGA	Pct
1. Cameron Burns	1988-89	167	249	.671
2. Bill Singletary	1973-74	125	188	.665
3. Wiley Peck	1978-79	154	239	.644
4. Jarvis Varnado	2007-08	109	170	.641
5. Erick Dampier	1994-95	153	239	.640
6. Tony Robinson	1984-85	104	167	.623
7. Ervin Dillon	1984-85	85	140	.607
8. Larry Fry	1973-74	141	233	.605
9. Butch Pierre	1981-82	80	133	.602
10. Robert Jackson	1999-00	133	222	.599

GAME HIGHS

Field Goals Made

Name (Opponent, Date)	FGM
1. Rickey Brown vs. Auburn (3-7-77)	18
2. Raymond Brown vs. Florida (3-2-85)	16
Jeff Malone at Auburn (1-3-83)	16
Ray White vs. Indiana State (12-1-75)	16
Jerry Jenkins vs. Arkansas (12-4-74)	16
Rich Knarr at Texas (12-3-73)	16
Bailey Howell at Miss. College (12-8-56)	16
8. Jeff Malone vs. Alabama (1-31-83)	15
Jeff Malone vs. LSU (1-24-83)	15
Jeff Malone vs. Ole Miss (1-22-83)	15
Jeff Malone vs. Vanderbilt (1-8-83)	15
Jeff Malone vs. Vanderbilt (1-2-82)	15
Rich Knarr at Auburn (1-20-75)	15
Bailey Howell at Florida (2-14-59)	15
Bailey Howell vs. Union (12-4-58)	15
Bailey Howell vs. LSU (2-22-58)	15
Bailey Howell vs. S'Western (12-7-57)	15
Jim Ashmore at Memphis St. (1-26-57)	15
Jim Ashmore vs. Ole Miss (1-19-57)	15
Jim Ashmore at Alabama (1-7-57)	15
Jim Ashmore vs. Arkansas St. (1-21-56)	15
Herb Hargett at Auburn (2-24-51)	15

Field Goals Attempted

Name (Date)	FGA
1. Dave Williams vs. Auburn (1-3-66)	33
Jim Ashmore vs. Ole Miss (1-19-57)	33
Gerald Caveness vs. Tenn. (2-13-54)	33
4. Rickey Brown vs. Georgia (2-19-77)	31
Jim Ashmore vs. Tennessee (2-9-57)	31
6. Bailey Howell vs. Murray St. (1-24-59)	30
Jim Ashmore at Alabama (1-7-57)	30
Jim Ashmore at Murray St. (12-31-56)	30
9. Jim Ashmore at LSU (2-22-57)	29
Jim Ashmore at Tampa (2-15-57)	29
11. Jeff Malone vs. Vanderbilt (1-8-83)	28
Jeff Malone at Auburn (1-3-83)	28
Rickey Brown at Kentucky (2-20-80)	28
Jerry Jenkins vs. Florida (2-3-75)	28
Jim Ashmore at Ole Miss (2-28-57)	28
Jim Ashmore at Memphis St. (1-26-57)	28
Jim Ashmore vs. Howard (12-11-54)	28

YEARLY LEADERS

Field Goal Percentage

(Min. 125 FGA)

Year	Name	FGM	FGA	Pct
1954	Harold Blalock	198	384	.384
1955	Jim Ashmore	193	465	.415
1956	Jim Ashmore	186	455	.409
1957	Bailey Howell	217	382	#.568
1958	Bailey Howell	226	439	.515
1959	Bailey Howell	231	464	.498
1960	Dave Glasgow	96	185	.519
1961	Gary Graves	158	293	.539
1962	Doug Hutton	91	189	.481
1963	Joe Dan Gold	143	284	.504
1964	Aubrey Nichols	96	208	.462
1965	Gary Washington	110	216	.509
1966	John Sapen	100	213	.469
1967	Tom Payne	69	134	.515
1968	Tom Payne	142	302	.470
1969	Randy Hodges	81	175	.463
1970	John Guyton	150	312	.481
1971	Donnie Black	66	138	.478
1972	Jeff Watkins	106	189	.561
1973	Larry Fry	123	236	.521
1974	Bill Singletary	125	188	*.665
1975	Larry Fry	167	292	.572
1976	Wiley Peck	83	154	.539
1977	Wiley Peck	104	195	.533
1978	Wiley Peck	98	171	.573
1979	Wiley Peck	154	239	*.644
1980	Greg Grim	171	330	.518
1981	Ron White	80	147	.544
1982	Butch Pierre	80	133	.602
1983	Terry Lewis	180	333	.541
1984	Tracy Taylor	82	164	.500
1985	Tony Robinson	104	167	.623
1986	Raymond Brown	158	289	.547
1987	Anthony Blakley	132	290	.455
1988	Carl Nichols	99	186	.532
1989	Cameron Burns	167	249	.671
1990	Cameron Burns	207	347	*.597
1991	Greg Carter	170	301	.565
1992	Eric Stevens	105	198	.530
1993	Johnny Walker	117	235	.498
1994	Bubba Wilson	76	127	.598
1995	Erick Dampier	153	239	*.640
1996	Erick Dampier	195	354	.551
1997	Trey Moore	132	275	.480
1998	Tyrone Washington	147	277	*.531
1999	Oral Roberts	92	171	.538
2000	Robert Jackson	133	222	.599
2001	Robert Jackson	114	209	.545
2002	Mario Austin	209	375	.557
2003	Mario Austin	149	279	.534
2004	Marcus Campbell	76	136	.559
2005	Marcus Campbell	82	158	.519
2006	Charles Rhodes	154	273	.564
2007	Charles Rhodes	180	325	.554
2008	Jarvis Varnado	109	170	.641
2009	Jarvis Varnado	180	328	.549

- Led NCAA

* - Led Southeastern Conference

MSU 3-POINT FIELD GOAL RECORDS

CAREER LEADERS

3-Point Field Goals Made

Name	Seasons	G	FGM	FGA
1. Darryl Wilson	1994-96	93	258	645
2. Barry Stewart	2007-08	105	202	557
3. Timmy Bowers	2001-04	116	197	533
4. Tony Watts	1989-92	113	166	449
5. Marcus Grant	1992-95	105	164	461
6. Bart Hyche	1996-99	119	161	483
7. Winsome Frazier	2002-05	106	160	462
8. Tang Hamilton	1998-01	123	132	408
9. Jamont Gordon	2006-08	99	129	413
10. Antonio Jackson	2000-01	61	124	351

3-Pt. Field Goals Attempted

Name	Seasons	G	FGM	FGA
1. Darryl Wilson	1994-96	93	258	645
2. Barry Stewart	2007-09	105	202	557
3. Timmy Bowers	2001-04	116	197	533
4. Bart Hyche	1996-99	119	161	483
5. Winsome Frazier	2002-05	106	160	462
6. Marcus Grant	1992-95	105	164	461
7. Tony Watts	1989-92	113	166	449
8. Jamont Gordon	2006-08	99	129	413
9. Tang Hamilton	1998-01	123	132	408
10. Antonio Jackson	2000-01	61	124	351

3-Point FG Pct. (Min. 100 FGA)

Name	Seasons	FGM	FGA	Pct
1. Shane Power	2004-05	95	228	.417
2. Marcus Bullard	1995-96	99	243	.407
3. Darryl Wilson	1994-96	258	645	.400
4. Ravern Johnson	2008-09	83	210	.385
5. Ben Hansbrough	2007-08	109	287	.380
Orien Watson	1991-93	71	187	.380
7. Reginald Delk	2006-07	122	322	.379
8. Brad Smith	1990-92	62	166	.374
9. Doug Hartsfield	1988-91	111	299	.371
10. Tony Watts	1989-92	166	449	.370

GAME HIGHS

3-Point Field Goals Made

Name (Opponent, Date)	FGM
1. Winsome Frazier vs. UMKC (11-23-04).....	8
Marckell Patterson vs. Florida (1-10-01)....	8
Antonio Jackson at California (11-13-00)....	8
Darryl Wilson vs. Alabama (3-4-95).....	8
5. Reginald Delk at Arkansas (3-1-06).....	7
Antonio Jackson vs. Alabama (3-4-00).....	7
Darryl Wilson vs. UConn-NCAA (3-22-96)....	7
8. Dee Bost vs. Arkansas (2-7-09).....	6
Ravern Johnson vs. W. Kent. (1-5-09)....	6
Reginald Delk at Georgia (2-24-07).....	6
Jamall Edmondson vs. UNO (11-30-05).....	6
Winsome Frazier vs. Stanford (3-18-05)....	6
Winsome Frazier vs. Auburn (3-2-04).....	6
Timmy Bowers vs. Kentucky (1-13-04).....	6
Winsome Frazier at W. Ky. (11-29-03).....	6
Timmy Bowers vs. LSU (3-15-03).....	6
Timmy Bowers at Arkansas (3-1-03).....	6
Antonio Jackson vs. So. Carolina (3-3-01)....	6
Bart Hyche at Auburn (2-5-97).....	6
Bart Hyche at LSU (1-29-97).....	6
Bart Hyche vs. Old Dominion (12-19-96)....	6
Darryl Wilson vs. Syracuse (3-30-96).....	6
Marcus Grant at Kentucky (2-14-95).....	6
Darryl Wilson vs. Arkansas (2-4-95).....	6
Darryl Wilson vs. Ole Miss (1-14-95).....	6
Darryl Wilson vs. Kentucky (1-22-94).....	6
Orien Watson at UMKC (2-23-93).....	6
Marcus Grant at Tennessee (1-16-93).....	6
Brad Smith at Tennessee (1-6-90).....	6
Barry Stewart (2-2-08).....	6

3-Pt. Field Goals Attempted

Name (Opponent, Date)	FGA
1. Darryl Wilson vs. Alabama (3-4-95).....	17
2. Winsome Frazier vs. UMKC (11-23-04).....	15
3. Darryl Wilson vs. UCLA (3-23-95).....	14
4. Timmy Bowers vs. Kentucky (1-13-04).....	13
Antonio Jackson at California (11-13-00)....	13
Darryl Wilson vs. Syracuse (3-30-96).....	13
7. Jamall Edmondson vs. Kentucky (2-1-06)....	12
Jamall Edmondson vs. Troy (12-10-05)....	12
Bart Hyche at Arkansas (1-21-97).....	12
Darryl Wilson vs. Georgia (1-31-96).....	12
Darryl Wilson at Arkansas (3-5-94).....	12
Darryl Wilson vs. Villanova (12-28-93).....	12
Tony Watts at Ole Miss (2-22-92).....	12
Brad Smith vs. UT-Chatt. (11-22-91).....	12
15. Barry Stewart at Alabama (2-21-09).....	11
Jamont Gordon (2-20-08).....	11
Barry Stewart at Miami [FL] (12-11-06)....	11
Shane Power vs. Alabama (3-5-05).....	11
Winsome Frazier vs. Nicholls (11-21-04)....	11
Winsome Frazier vs. Auburn (3-2-04).....	11
Antonio Jackson vs. LSU (1-24-01).....	11
Marckell Patterson vs. Florida (1-10-01)....	11
Antonio Jackson vs. West. Ky. (12-4-99)....	11
Detrick White at LSU (2-24-99).....	11
Bart Hyche at Alabama (1-3-98).....	11
Bart Hyche vs. Vanderbilt (3-6-97).....	11
Bart Hyche at LSU (1-29-97).....	11
Bart Hyche vs. Old Dominion (12-19-96)....	11
Darryl Wilson vs. UConn (3-22-96).....	11
Marcus Bullard vs. Georgia (1-31-96).....	11
Darryl Wilson vs. Arkansas (2-4-95).....	11
Darryl Wilson vs. Florida (2-1-95).....	11
Darryl Wilson vs. Kentucky (1-22-94).....	11
Darryl Wilson vs. SE-La. (12-11-93).....	11
Marcus Grant at Tennessee (1-16-93).....	11

SEASON BESTS

3-Point Field Goals Made

Name	Season	FGM	FGA	Pct
1. Darryl Wilson	1995-96	97	237	.409
2. Darryl Wilson	1994-95	94	227	.414
3. Ravern Johnson	2008-09	83	210	.395
4. Bart Hyche	1996-97	75	205	.366
5. Barry Stewart	2008-09	72	197	.365
6. Timmy Bowers	2003-04	71	202	.351
7. Timmy Bowers	2002-03	70	170	.412
Marcus Bullard	1995-96	70	172	.407
9. Barry Stewart	2006-07	68	174	.391
10. Darryl Wilson	1993-94	67	181	.370

3-Pt. Field Goals Attempted

Name	Season	FGM	FGA	Pct
1. Darryl Wilson	1995-96	97	237	.409
2. Darryl Wilson	1994-95	94	227	.414
3. Ravern Johnson	2008-09	83	210	.395
4. Bart Hyche	1996-97	75	205	.366
5. Timmy Bowers	2003-04	71	202	.351
6. Barry Stewart	2008-09	72	197	.365
7. Jamont Gordon	2007-08	60	188	.319
8. Barry Stewart	2007-08	62	186	.333
9. Winsome Frazier	2003-04	62	184	.337
10. Antonio Jackson	2000-01	59	182	.324


3-Point FG Pct. (Min. 60 FGA)

Name	Season	FGM	FGA	Pct
1. Shane Power	2003-04	38	79	.481
2. Doug Hartsfield	1987-88	27	62	.436
3. Tony Watts	1991-92	61	142	.430
4. Marcus Grant	1992-93	51	119	.429
Doug Hartsfield	1989-90	42	98	.429
6. Orien Watson	1992-93	43	102	.422
7. Darryl Wilson	1994-95	94	227	.414
8. Ben Hansbrough	2006-07	47	114	.412
9. Timmy Bowers	2002-03	70	170	.412
10. Reginald Delk	2005-06	59	144	.410

YEARLY LEADERS

3-Pt. Field Goal Percentage

Year	Name	FGM	FGA	Pct
1987	Hubert Henderson	27	79	.342
1988	Doug Hartsfield	27	62	.436
1989	Tony Watts	30	77	.390
1990	Doug Hartsfield	42	98	.429
1991	Brad Smith	30	75	.400
1992	Tony Watts	61	142	.430
1993	Marcus Grant	51	119	.429
1994	Darryl Wilson	67	181	.370
1995	Darryl Wilson	94	227	.414
1996	Darryl Wilson	97	237	.409
1997	Bart Hyche	75	205	.366
1998	Detrick White	37	113	.327
1999	Detrick White	58	176	.330
2000	Antonio Jackson	65	169	.385
2001	Marckell Patterson	42	113	.372
2002	Timmy Bowers	50	136	.368
2003	Timmy Bowers	70	170	.412
2004	Shane Power	38	79	.481
2005	Shane Power	57	149	.383
2006	Reginald Delk	59	144	.410
2007	Ben Hansbrough	47	114	.412
2008	Ben Hansbrough	62	173	.358
2009	Ravern Johnson	83	210	.395



Darryl Wilson ranks among the SEC's all-time leaders with 258 career 3-pointers, the most in school history.

MSU FREE THROW RECORDS



CAREER LEADERS

Free Throws Made

Name	Seasons	G	FTM	FTA
1. Bailey Howell	1957-59	75	682	892
2. Jim Ashmore	1954-57	93	506	683
3. Jerry Graves	1959-61	74	467	587
4. Darryl Wilson	1994-96	93	439	541
5. Jamont Gordon	2006-08	99	403	588
6. Cameron Burns	1989-91	87	334	534
7. Lawrence Roberts	2004-05	62	332	515
8. Jeff Malone	1980-83	110	330	408
9. Charles Rhodes	2005-08	110	307	442
10. Jerry Jenkins	1973-75	78	297	368

Free Throws Attempted

Name	Seasons	G	FTM	FTA
1. Bailey Howell	1957-59	75	682	892
2. Jim Ashmore	1954-57	93	506	683
3. Jamont Gordon	2006-08	99	403	588
4. Jerry Graves	1959-61	74	467	587
5. Darryl Wilson	1994-96	93	439	541
6. Cameron Burns	1989-91	87	334	534
7. Lawrence Roberts	2004-05	62	332	515
8. Erick Dampier	1994-96	93	269	475
9. Wiley Peck	1976-79	107	258	456
10. Charles Rhodes	2005-08	110	307	442

Free Throw Pct. (Min. 150 FTA)

Name	Seasons	FTM	FTA	Pct
1. Paul Smith	1964-66	133	154	.864
2. Rich Knarr	1973-76	221	261	.847
3. Donnie Black	1969-71	163	194	.840
4. Red Stroud	1961-63	296	359	.825
5. Darryl Wilson	1994-96	439	541	.812
6. Jeff Malone	1980-83	330	408	.809
7. Tony Watts	1989-92	203	251	.809
8. Jack Bouldin	1970-72	235	291	.808
9. Jerry Jenkins	1973-75	297	368	.807
10. M. Washington	1967-69	234	294	.796

SEASON BESTS

Free Throws Made

Name	Season	FTM	FTA	Pct
1. Bailey Howell	1957-58	243	315	.771
2. Bailey Howell	1958-59	226	292	.774
3. Jerry Graves	1960-61	216	270	.800
4. Bailey Howell	1956-57	213	285	.747
5. Lawrence Roberts	2004-05	188	288	.653
6. Jerry Graves	1959-60	173	216	.801
7. Jim Ashmore	1956-57	168	237	.709
8. Jim Ashmore	1955-56	164	214	.766
9. Darryl Wilson	1995-96	160	201	.796
10. Jamont Gordon	2006-07	157	222	.707

Free Throws Attempted

Name	Season	FTM	FTA	Pct
1. Bailey Howell	1957-58	243	315	.771
2. Bailey Howell	1958-59	226	292	.774
3. Lawrence Roberts	2004-05	188	288	.653
4. Bailey Howell	1956-57	213	285	.747
5. Jerry Graves	1960-61	216	270	.800
6. Jim Ashmore	1956-57	168	237	.709
7. Coyte Vance	1951-52	147	231	.636
8. Lawrence Roberts	2003-04	144	227	.634
9. Jamont Gordon	2006-07	157	222	.707
Mario Austin	2001-02	146	222	.658

Free Throw Pct. (Min. 45 FTA)

Name	Season	FTM	FTA	Pct
1. Paul Smith	1964-65	51	55	.927
2. Rich Knarr	1975-76	50	56	.893
3. Rich Knarr	1973-74	48	55	.873
4. Red Stroud	1962-63	120	138	.870
5. Jack Bouldin	1969-70	66	76	.868
6. M. Washington	1967-68	96	113	.850
7. Tony Watts	1991-92	78	92	.848
8. Red Stroud	1961-62	116	137	.847
9. Paul Smith	1965-66	38	45	.844
10. Rich Knarr	1972-73	97	115	.843

GAME HIGHS

Free Throws Made

Name (Opponent, Date)	FTM
1. Jerry Graves vs. Vanderbilt (1-14-61).....	21
2. Jerry Graves vs. Spring Hill (12-13-60)....	20
3. Bailey Howell vs. Murray St. (12-19-57)...	19
Bailey Howell at Florida (2-16-57).....	19
5. Rich Knarr vs. Auburn (2-19-73).....	18
Jim Ashmore at Ole Miss (1-30-56).....	18
7. Jerry Graves vs. Florida (2-15-60).....	17
Bailey Howell vs. Ga. Tech (1-10-59).....	17
Bailey Howell vs. Union (12-4-58).....	17
Jim Ashmore at Memphis (1-27-56).....	17
11. Jerry Graves at Georgia (2-20-61).....	16
Bailey Howell at Tulane (2-3-58).....	16
Jim Ashmore at LSU (2-22-57).....	16
14. Bailey Howell vs. LSU (2-22-58).....	15
Jim Ashmore vs. Ole Miss (1-19-57).....	15
Coyte Vance vs. Alabama (2-16-52).....	15
17. Charles Rhodes vs. Oregon (3-21-08).....	14
Lawrence Roberts vs. Ole Miss (2-7-04).....	14
Chuck Evans vs. Kentucky (2-19-92).....	14
Eric Stevens at Austin Peay (1-22-92).....	14
M. Washington vs. Memphis (12-11-67).....	14
Red Stroud vs. LSU (2-2-63).....	14
Jerry Graves vs. Tennessee (2-11-61).....	14
Bailey Howell at Tulane (2-23-59).....	14
Bailey Howell at Auburn (1-5-57).....	14

Free Throws Attempted

Name (Opponent, Date)	FTA
1. Jerry Graves vs. Vanderbilt (1-14-61).....	27
2. Jim Ashmore at Ole Miss (1-30-56).....	25
3. Jerry Graves vs. Spring Hill (12-13-60)....	24
4. Bailey Howell at Florida (2-16-57).....	23
5. Jim Ashmore at LSU (2-22-57).....	22
Jim Ashmore at Memphis (1-27-56).....	22
7. Jerry Graves at Georgia (2-20-61).....	21
Bailey Howell vs. Murray St. (12-19-57)....	21
9. Bailey Howell vs. Ga. Tech (1-10-59).....	20
Bailey Howell vs. Union (12-4-58).....	20
Bailey Howell vs. LSU (2-22-58).....	20
Bailey Howell at Auburn (1-5-57).....	20
13. Carl Nichols vs. SE-La. (12-1-88).....	19
Rich Knarr vs. Auburn (2-19-73).....	19
Wayne Lemon vs. LSU (2-25-56).....	19
Coyte Vance at Vanderbilt (2-9-52).....	19

YEARLY LEADERS

Free Throw Percentage (Min. 45 FTA)

Year	Name	FTM	FTA	Pct
1950	Herb Hargett	32	45	.711
1951	Herb Hargett	71	88	.807
1952	James Burrow	46	62	.742
1953	Gerald Caveness	77	111	.694
1954	Jim Ashmore	47	67	.701
1955	Jim Ashmore	127	165	.770
1956	Jim Ashmore	164	214	.766
1957	Bailey Howell	213	285	.747
1958	Bailey Howell	243	315	.771
1959	Charles Hull	47	59	.797
1960	Jerry Graves	173	216	.801
1961	Jerry Graves	216	270	.800
1962	Red Stroud	116	137	.847
1963	Red Stroud	120	138	.870
1964	Paul Smith	44	54	.815
1965	Paul Smith	51	55	*.927
1966	Paul Smith	38	45	.844
1967	Tom Payne	65	87	.747
1968	Manuel Washington	96	113	.850
1969	Donnie Black	43	52	.827
1970	Jack Bouldin	66	76	.868
1971	Jack Bouldin	97	117	.829
1972	Jeff Watkins	114	149	.765
1973	Rich Knarr	97	115	.843
1974	Rich Knarr	48	55	.873
1975	Jerry Jenkins	121	146	.829
1976	Rich Knarr	50	56	.893
1977	Gary Hooker	108	134	.806
1978	Ray White	76	106	.717
1979	Greg Grim	41	51	.804
1980	Jeff Malone	42	51	.824
1981	Jeff Malone	105	128	.820
1982	Jeff Malone	52	70	.743
1983	Jeff Malone	131	159	.824
1984	Kelvin Hildreth	137	171	.801
1985	Jeff Norwood	49	62	.790
1986	Greg Lockhart	50	61	.820
1987	Anthony Blakley	62	77	.805
1988	Greg Lockhart	70	96	.729
1989	Greg Lockhart	82	103	.796
1990	Greg Carter	92	111	.829
1991	Tony Watts	44	54	.815
1992	Tony Watts	78	92	*.848
1993	Chuck Evans	96	119	.807
1994	Darryl Wilson	138	171	.807
1995	Darryl Wilson	141	169	.834
1996	Darryl Wilson	160	201	*.796
1997	Bart Hyche	70	89	.787
1998	Trey Moore	49	66	.742
1999	Bart Hyche	37	47	.787
2000	Antonio Jackson	38	50	.760
2001	Marckell Patterson	82	103	.796
2002	Marckell Patterson	109	140	.779
2003	Timmy Bowers	60	80	.750
2004	Winsome Frazier	68	86	.791
2005	Winsome Frazier	48	64	.750
2006	Jamall Edmondson	48	67	.716
2007	Ben Hansbrough	58	74	.784
2008	Ben Hansbrough	56	71	.789
2009	Ravern Johnson	39	46	.848

* - Led Southeastern Conference

CAREER LEADERS

Rebounds

Name	Seasons	G	Rebs	Avg
1. Bailey Howell	1957-59	75	1277	17.0
2. Rickey Brown	1977-80	107	1092	10.2
3. Wiley Peck	1976-79	107	964	9.0
4. Erick Dampier	1994-96	93	859	9.2
5. Tyrone Washington	1996-99	123	847	6.9
6. Kalpatrick Wells	1980-83	110	830	7.5
7. Dave Williams	1966-68	76	772	10.2
8. Jack Houston	1952-55	76	753	9.9
9. Jarvis Varnado	2007-09	105	727	6.9
10. Jerry Graves	1959-61	74	713	9.6
11. Leland Mitchell	1961-63	78	705	9.0
12. Charles Rhodes	2005-08	110	691	6.3
13. Jamont Gordon	2005-08	99	677	6.8
Tang Hamilton	1998-01	123	677	5.5
15. Charles Hull	1958-60	75	661	8.8
16. Lawrence Roberts	2004-05	62	654	10.5
17. Larry Fry	1973-75	78	628	8.1
18. Greg Carter	1988-91	114	611	5.4
19. Joe Dan Gold	1961-63	77	600	7.8
20. Terry Kusnierz	1972-74	76	592	7.8

Rebound Avg. (Min. 500 Rebs)

Name	Seasons	G	Rebs	Avg
1. Bailey Howell	1957-59	75	1277	17.0
2. Wayne Lemon	1956-57	46	508	11.0
3. Lawrence Roberts	2004-05	62	654	10.5
4. Rickey Brown	1977-80	107	1092	10.2
5. Dave Williams	1966-68	76	772	10.2
6. Jack Houston	1952-55	76	753	9.9
7. Jerry Graves	1959-61	74	713	9.6
8. Erick Dampier	1994-96	93	859	9.2
9. Leland Mitchell	1961-63	78	705	9.0
10. Wiley Peck	1976-79	107	964	9.0

SEASON BESTS

Rebounds

Name	Season	G	Rebs	Avg
1. Bailey Howell	1956-57	25	492	19.7
2. Bailey Howell	1957-58	25	406	16.2
3. Rickey Brown	1979-80	27	389	14.4
4. Bailey Howell	1958-59	25	379	15.2
5. Lawrence Roberts	2004-05	32	351	11.0
6. Erick Dampier	1995-96	34	317	9.3
Wiley Peck	1978-79	28	317	11.3
Jarvis Varnado	2008-09	36	317	8.8
9. Terry Kusnierz	1971-72	26	311	12.0
10. Lawrence Roberts	2003-04	30	303	10.1
11. Rickey Brown	1976-77	27	292	10.8

Rebounding Average

Name	Season	G	Rebs	Avg
1. Bailey Howell	1956-57	25	492	19.7
2. Bailey Howell	1957-58	25	406	16.2
3. Bailey Howell	1958-59	25	379	15.2
4. Rickey Brown	1979-80	27	389	14.4
5. Terry Kusnierz	1971-72	26	311	12.0
6. Jack Houston	1953-54	21	248	11.8
7. Jack Houston	1954-55	23	270	11.7
8. Wiley Peck	1978-79	28	317	11.3
9. Wayne Lemon	1956-57	22	245	11.1
10. Lawrence Roberts	2004-05	32	351	11.0

GAME HIGHS

Rebounds

Name (Opponent, Date)	Rebs
1. Bailey Howell vs. LSU (2-1-57).....	34
2. Bailey Howell vs. S'Western (12-7-57)....	31
Bailey Howell vs. Memphis (12-5-56).....	31
4. Bailey Howell vs. Ga. Tech (1-12-57).....	26
5. Bailey Howell vs. SE-La. (1-27-58).....	25
Bailey Howell at Tampa (2-15-57).....	25
7. Wiley Peck vs. Alabama (1-27-79).....	24
Wiley Peck at Memphis (12-7-78).....	24
Terry Kusnierz vs. Arkansas (1-4-72).....	24
Bailey Howell at Tulane (2-23-59).....	24
Bailey Howell at Ole Miss (2-28-57).....	24
12. Rickey Brown vs. Vanderbilt (12-6-79).....	23
Larry Fry at LSU (1-13-75).....	23
Jerry Graves vs. SE-La. (12-5-59).....	23
Jack Houston vs. Florida S. (12-4-53).....	23
16. Wiley Peck vs. LSU (1-12-77).....	22
Dave Williams vs. LSU (2-19-68).....	22
Bailey Howell vs. Tulane (2-2-57).....	22
Bailey Howell vs. Miss. Co. (12-15-56).....	22
Jack Houston vs. Vanderbilt (1-15-55).....	22
21. Wesley Morgan vs. SE-La. (11-28-05).....	21
Lawrence Roberts at Alabama (3-6-04).....	21
Rickey Brown at Florida (12-15-79).....	21
Bailey Howell vs. Murray St. (1-24-59).....	21
Wayne Lemon vs. LSU (2-25-56).....	21
26. Lawrence Roberts vs. J'ville (12-22-04).....	20
Dave Williams vs. Ole Miss (3-3-68).....	20
Bailey Howell at Florida (2-14-59).....	20
Charles Hull vs. Georgia (2-17-58).....	20
Bailey Howell vs. Kentucky (2-11-57).....	20
Bailey Howell vs. Tennessee (2-9-57).....	20
Bailey Howell vs. Ole Miss (1-19-57).....	20
Bailey Howell vs. Ark. St. (12-17-56).....	20

YEARLY LEADERS

Rebounding Average

Year	Name	G	Rebs	Avg
1954	Jack Houston	21	248	11.8
1955	Jack Houston	23	270	11.7
1956	Wayne Lemon	24	263	11.0
1957	Bailey Howell	25	492	*19.7
1958	Bailey Howell	25	406	16.2
1959	Bailey Howell	25	379	15.2
1960	Jerry Graves	25	261	10.4
1961	Jerry Graves	25	257	10.3
1962	Leland Mitchell	25	222	8.9
1963	Leland Mitchel	28	273	9.8
1964	Stan Brinker	23	206	9.0
1965	Richie Williams	26	151	5.8
1966	Dave Williams	25	256	10.2
1967	Dave Williams	25	247	9.9
1968	Dave Williams	26	269	10.3
1969	John Guyton	25	180	7.2
1970	Jim Martin	24	220	9.2
1971	Malcolm Wesson	25	184	7.4
1972	Terry Kusnierz	26	311	12.0
1973	Larry Fry	26	200	7.7
1974	Bill Singletary	26	227	8.7
1975	Taylor Williams	26	244	9.4
1976	Taylor Williams	23	181	7.9
1977	Rickey Brown	27	292	10.8
1978	Wiley Peck	27	228	8.4
1979	Wiley Peck	28	317	*11.3
1980	Rickey Brown	27	389	*14.4
1981	Kalpatrick Wells	27	245	9.1
1982	Kalpatrick Wells	27	179	6.6
1983	Kalpatrick Wells	29	197	6.8
1984	Kelvin Hildreth	28	171	6.1
1985	Raymond Brown	28	140	5.0
1986	Chauncey Robinson	30	210	7.0
1987	Hubert Henderson	28	256	9.1
1988	Carl Nichols	29	182	6.6
1989	Cameron Burns	28	176	6.3
1990	Cameron Burns	30	219	7.3
1991	Greg Carter	29	226	7.8
1992	Johnny Walker	28	254	9.1
1993	Johnny Walker	29	218	7.5
1994	Erick Dampier	29	251	8.7
1995	Erick Dampier	30	291	9.7
1996	Erick Dampier	34	317	9.3
1997	Tyrone Washington	30	237	7.9
1998	Tyrone Washington	29	269	9.3
1999	Tyrone Washington	33	277	8.4
2000	Robert Jackson	28	197	7.0
2001	Robert Jackson	25	183	7.3
2002	Mario Austin	35	266	7.6
2003	Mario Austin	25	192	7.7
2004	Lawrence Roberts	30	303	10.1
2005	Lawrence Roberts	32	351	*11.0
2006	Charles Rhodes	29	207	7.1
2007	Jamont Gordon	35	250	7.1
2008	Jarvis Varnado	34	264	7.8
	Charles Rhodes	31	242	7.8
2009	Jarvis Varnado	36	317	8.8

* - Led Southeastern Conference



Former MSU great and hall of famer Bailey Howell averaged an amazing 17.0 rebounds per game during his MSU career to reank second on the SEC's all-time career list. He still holds the MSU record and calls Starkville his home.

MSU ASSISTS / BLOCKS / STEALS RECORDS



ASSISTS

Career Leaders

Name	Seasons	G	Ast	Avg
1. Derrick Zimmerman	2000-03	127	514	4.0
2. Al Perry	1975-78	102	510	5.0
3. Jamont Gordon	2006-08	99	484	4.9
4. Chuck Evans	1992-93	57	454	8.0
5. Doug Hartsfield	1988-91	114	413	3.6
6. Jack Bouldin	1970-72	75	357	4.8
7. Detrick White	1998-99	63	351	5.6
8. Butch Pierre	1981-84	105	342	3.3
9. Rich Knarr	1973-76	97	326	3.4
10. Ray White	1976-79	100	314	3.1

Season Bests

Name	Season	G	Ast	Avg
1. Chuck Evans	1992-93	29	235	8.1
2. Chuck Evans	1991-92	28	219	7.8
3. Derrick Zimmerman	2001-02	35	210	6.0
4. Al Perry	1975-76	26	207	8.0
5. Al Perry	1976-77	27	199	7.4
6. Jamont Gordon	2006-07	35	187	5.3
7. Detrick White	1998-99	33	185	5.6
8. Marcus Bullard	1995-96	34	175	5.2
9. Derrick Zimmerman	2002-03	31	172	5.5
10. Jamont Gordon	2006-08	34	168	4.9

Game Highs

Name (Opponent, Date)	Ast
1. Chuck Evans at UMKC (2-23-93)	16
2. Al Perry vs. Vanderbilt (1-29-77)	15
3. Gary Ervin vs. Florida A&M (12-20-04)	14
Chuck Evans vs. So. Carolina (2-13-93)	14
Chuck Evans vs. Arkansas (1-27-93)	14
6. Chuck Evans at Auburn (2-17-93)	13
Chuck Evans at Arkansas (1-15-92)	13
Al Perry vs. Texas (12-11-76)	13
Al Perry vs. Auburn (2-9-76)	13
Al Perry vs. Missouri Western (1-27-76)	13

Yearly Leaders

Year	Name	G	Ast	Avg
1975	Jeff Stroman	23	79	3.4
1976	Al Perry	26	207	*8.0
1977	Al Perry	27	199	7.4
1978	Ray White	26	91	3.5
1979	Tom Schuberth	25	107	4.3
1980	Greg Grim	27	79	2.9
1981	Terry Lewis	27	92	3.4
1982	Butch Pierre	27	104	3.9
1983	Butch Pierre	24	108	4.5
1984	Ken Harvey	28	86	3.1
1985	Jeff Norwood	28	125	4.5
1986	Tracy Taylor	23	105	4.6
1987	Tracy Taylor	27	92	3.4
1988	Greg Lockhart	29	82	2.9
1989	Greg Lockhart	28	109	3.9
1990	Doug Hartsfield	30	158	5.3
1991	Doug Hartsfield	29	126	4.4
1992	Chuck Evans	28	219	*7.8
1993	Chuck Evans	29	235	*8.1
1994	T.J. Honore	29	127	4.4
1995	T.J. Honore	30	115	3.8
1996	Marcus Bullard	34	175	5.2
1997	Trey Moore	30	136	4.5
1998	Detrick White	30	166	*5.5
1999	Detrick White	33	185	*5.6
2000	Todd Myles	27	120	4.4
2001	Antonio Jackson	31	98	3.2
2002	Derrick Zimmerman	35	210	*6.0
2003	Derrick Zimmerman	31	172	*5.5
2004	Timmy Bowers	30	145	4.8
2005	Gary Ervin	34	160	4.7
2006	Jamont Gordon	30	129	4.3
2007	Jamont Gordon	35	187	5.3
2008	Jamont Gordon	34	168	4.9
2009	Dee Bost	36	156	4.3

BLOCKED SHOTS

Career Leaders

Name	Seasons	G	BS	Avg
1. Jarvis Varnado	2007-09	105	394	3.8
2. Erick Dampier	1994-96	93	249	2.7
3. Tyrone Washington	1996-99	123	198	1.6
4. Kalpatrick Wells	1980-83	110	183	1.7
5. Rickey Brown	1977-80	107	163	1.5
6. Charles Rhodes	2005-08	110	143	1.3
7. Wiley Peck	1976-79	107	117	1.1
8. Derrick Zimmerman	2000-03	127	89	0.7
9. Marcus Campbell	2002-05	122	87	0.7
10. Marcus Grant	1992-95	105	72	0.7

Season Bests

Name	Season	G	BS	Avg
1. Jarvis Varnado	2008-09	36	170	4.7
2. Jarvis Varnado	2007-08	34	157	4.6
3. Erick Dampier	1995-96	34	106	3.1
4. Erick Dampier	1994-95	30	78	2.6
5. Jarvis Varnado	2006-07	35	67	1.9
6. Tyrone Washington	1998-99	33	65	2.0
Erick Dampier	1993-94	29	65	2.2
8. Charles Rhodes	2006-07	34	64	1.9
9. Kalpatrick Wells	1982-83	29	63	2.2
10. Tyrone Washington	1997-98	29	61	2.1

Game Highs

Name (Date)	BS
1. Jarvis Varnado vs. Miami (12-13-08)	10
Jarvis Varnado vs. Georgia (1-12-08)	10
Jarvis Varnado vs. Kentucky (1-15-08)	10
4. Jarvis Varnado vs. Louisiana-Monroe	9
Jarvis Varnado at L. Marymount (12-19-07)	9
5. Done seven times (Most recently by)	8
Jarvis Varnado at Alabama (2-21-09)	8

Yearly Leaders

Year	Name	G	BS	Avg
1975	Taylor Williams	26	13	0.5
1976	Wiley Peck	25	37	1.5
1977	Rickey Brown	27	58	2.1
1978	Rickey Brown	26	35	1.3
1979	Rickey Brown	27	32	1.2
1980	Kalpatrick Wells	27	51	1.9
1981	Kalpatrick Wells	27	30	1.1
1982	Kalpatrick Wells	27	39	1.4
1983	Kalpatrick Wells	29	63	2.2
1984	Tony Robinson	25	18	0.7
1985	Tony Robinson	25	30	1.2
1986	Raymond Brown	30	20	0.7
1987	Hubert Henderson	28	12	0.4
1988	Chancellor Nichols	28	30	1.1
1989	Chancellor Nichols	23	22	1.0
1990	Greg Carter	30	22	0.7
1991	Brad Smith	29	18	0.6
1992	Johnny Walker	28	20	0.7
1993	Vince Embry	23	21	0.9
1994	Erick Dampier	29	65	2.2
1995	Erick Dampier	30	78	2.6
1996	Erick Dampier	34	106	3.1
1997	Tyrone Washington	30	59	*2.0
1998	Tyrone Washington	29	61	2.1
1999	Tyrone Washington	33	65	2.0
2000	Tang Hamilton	30	21	0.7
2001	Derrick Zimmerman	31	20	0.6
2002	Derrick Zimmerman	35	29	0.8
2003	Derrick Zimmerman	31	26	0.8
2004	Branden Vincent	30	40	1.3
2005	Marcus Campbell	32	32	1.0
2006	Charles Rhodes	29	32	1.1
Wesley Morgan	27	32	1.2	
2007	Jarvis Varnado	35	67	1.9
2008	Jarvis Varnado	34	157	#4.6
2009	Jarvis Varnado	36	170	#4.7

STEALS

Career Leaders

Name	Seasons	G	Stl	Avg
1. Ray White	1976-79	100	217	2.2
2. Derrick Zimmerman	2000-03	127	205	1.6
3. Chuck Evans	1992-93	57	165	2.9
4. Timmy Bowers	2001-04	116	161	1.4
5. Tony Watts	1989-92	113	154	1.4
6. Winsome Frazier	2002-05	106	147	1.4
7. Darryl Wilson	1994-96	93	140	1.5
8. Terry Lewis	1980-83	90	139	1.5
9. Al Perry	1975-78	102	127	1.2
10. Greg Lockhart	1986-89	100	122	1.2
Barry Stewart	2007-09	105	122	1.2

Season Bests

Name	Season	G	Stl	Avg
1. Chuck Evans	1991-92	28	83	3.0
2. Chuck Evans	1992-93	29	82	2.8
3. Derrick Zimmerman	2001-02	35	75	2.1
4. Winsome Frazier	2003-04	30	71	2.4
5. Ray White	1977-78	26	61	2.3
6. Terry Lewis	1982-83	29	60	2.1
Ray White	1975-76	26	60	2.3
8. Timmy Bowers	2003-04	30	58	1.9
Derrick Zimmerman	2002-03	31	58	1.9
10. Ray White	1978-79	23	57	2.5

Game Highs

Name (Opponent, Date)	Stl
1. Gary Hooker vs. Samford (12-29-75)	8
Gary Hooker vs. SW-La. (12-6-75)	8
3. Greg Lockhart at Wichita St. (12-21-85)	7
Jeff Norwood vs. Kentucky (1-27-82)	7
Calvin Holmes at Louisville (12-29-78)	7
6. By 11 players (Most recently by:)	6
Phil Turner vs. South Carolina (2-18-09)	6

Yearly Leaders

Year	Name	G	Stl	Avg
1975	Jerry Jenkins	26	35	1.3
1976	Ray White	26	60	2.3
1977	Gary Hooker	27	47	1.7
1978	Ray White	26	61	2.3
1979	Ray White	23	57	2.5
1980	Greg Grim	27	30	1.1
1981	Terry Lewis	27	33	1.2
1982	Jeff Norwood	27	45	1.7
1983	Terry Lewis	29	60	2.1
1984	Ken Harvey	28	43	1.5
1985	Chauncey Robinson	28	44	1.6
1986	Chauncey Robinson	30	41	1.4
1987	Tracy Taylor	27	27	1.0
1988	Greg Lockhart	29	42	1.4
1989	Greg Lockhart	28	42	1.5
1990	Tony Watts	30	49	1.6
1991	Tony Watts	28	47	1.7
1992	Chuck Evans	28	83	*3.0
1993	Chuck Evans	29	82	*2.8
1994	T.J. Honore & D. Wilson	29	45	1.6
1995	Darryl Wilson	30	45	1.5
1996	Marcus Bullard	34	52	1.5
1997	Trey Moore	30	54	1.8
1998	Detrick White	30	49	1.6
1999	Detrick White	33	34	1.0
2000	Derrick Zimmerman	30	36	1.2
2001	A. Jackson & D. Z'man	31	36	1.2
2002	Derrick Zimmerman	35	75	2.1
2003	Derrick Zimmerman	31	58	1.9
2004	Winsome Frazier	30	71	*2.4
2005	Lawrence Roberts	32	50	1.6
2006	Jamont Gordon	30	34	1.1
2007	Jamont Gordon	35	46	1.3
2008	Barry Stewart	34	44	1.3
2009	Dee Bost	36	52	1.4

* - Led Southeastern Conference
- Led NCAA



MSU YEARLY LEADERS

1953-54

Leading Scorers	PPG
Gerald Caveness.....	17.8
Dan Daley.....	12.0
Jack Houston.....	11.5

Leading Rebounders	RPG
Jack Houston.....	11.8
George Cooke.....	8.8
Dan Daley.....	5.1

1954-55

Leading Scorers	PPG
Jim Ashmore.....	22.3
Wayne Duncan.....	11.9
Jack Houston.....	11.7

Leading Rebounders	RPG
Jack Houston.....	11.7
Wayne Duncan.....	6.7
Dudley Nash.....	5.9

1955-56

Leading Scorers	PPG
Jim Ashmore.....	22.3
Wayne Duncan.....	13.9
Jerry Ritchey.....	10.4

Leading Rebounders	RPG
Wayne Lemon.....	11.0
Wayne Duncan.....	8.3
Lloyd Johnson.....	5.6

1956-57

Leading Scorers	PPG
Jim Ashmore.....	28.3
Bailey Howell.....	25.9
Wayne Lemon.....	9.3

Leading Rebounders	RPG
Bailey Howell.....	19.7
Wayne Lemon.....	11.1
Jerry Keeton.....	4.9

1957-58

Leading Scorers	PPG
Bailey Howell.....	27.8
Jerry Keeton.....	11.7
Charles Hull.....	10.4

Leading Rebounders	RPG
Bailey Howell.....	16.2
Charles Hull.....	9.5
Jerry Keeton.....	5.9

1958-59

Leading Scorers	PPG
Bailey Howell.....	27.5
Charles Hull.....	10.6
Jerry Graves.....	10.3

Leading Rebounders	RPG
Bailey Howell.....	15.2
Jerry Graves.....	8.1
Charles Hull.....	7.2

1959-60

Leading Scorers	PPG
Jerry Graves.....	18.6
Charles Hull.....	15.2
Dave Glasgow.....	9.8

Leading Rebounders	RPG
Jerry Graves.....	10.4
Charles Hull.....	9.8
Dave Glasgow.....	5.2

1960-61

Leading Scorers	PPG
Jerry Graves.....	21.3
Leland Mitchell.....	12.9
W.D. Stroud.....	12.4

Leading Rebounders	RPG
Jerry Graves.....	10.3
Leland Mitchell.....	8.4
Joe Dan Gold.....	6.7

1961-62

Leading Scorers	PPG
Leland Mitchell.....	16.7
W.D. Stroud.....	15.9
Joe Dan Gold.....	13.1

Leading Rebounders	RPG
Leland Mitchell.....	8.9
Joe Dan Gold.....	8.8
Bobby Shows.....	6.6

1962-63

Leading Scorers	PPG
Leland Mitchell.....	17.1
W.D. Stroud.....	16.8
Joe Dan Gold.....	13.3

Leading Rebounders	RPG
Leland Mitchell.....	9.8
Joe Dan Gold.....	7.8
Stan Brinker.....	6.5

1963-64

Leading Scorers	PPG
Doug Hutton.....	14.9
Stan Brinker.....	12.8
Richie Williams.....	9.5

Leading Rebounders	RPG
Stan Brinker.....	9.0
Don Posey.....	6.1
Richie Williams.....	5.8

1964-65

Leading Scorers	PPG
Bill Chumbler.....	13.5
Gary Washington.....	11.2
Richie Williams.....	9.3

Leading Rebounders	RPG
Richie Williams.....	5.8
Charlie Crews.....	5.0
Buddy Walden.....	4.9

1965-66

Leading Scorers	PPG
Dave Williams.....	19.7
Gary Washington.....	12.0
John Sapen.....	9.4

Leading Rebounders	RPG
Dave Williams.....	10.2
Herb Biggs.....	8.3
Tom Payne.....	5.2

1966-67

Leading Scorers	PPG
Dave Williams.....	15.7
Gary Washington.....	11.8
John Sapen.....	9.2

Leading Rebounders	RPG
Dave Williams.....	9.9
Tom Payne.....	5.4
John Sapen.....	4.4

1967-68

Leading Scorers	PPG
Tom Payne.....	15.8
Dave Williams.....	12.9
Manuel Washington.....	9.8

Leading Rebounders	RPG
Dave Williams.....	10.3
Tom Payne.....	6.5
Manuel Washington.....	5.2

1968-69

Leading Scorers	PPG
Manuel Washington.....	15.4
John Guyton.....	12.8
Chuck Wade.....	12.1

Leading Rebounders	RPG
John Guyton.....	7.2
Jim Martin.....	6.8
Manuel Washington.....	6.3

1969-70

Leading Scorers	PPG
John Guyton.....	16.3
Jack Bouldin.....	15.4
Randy Hodges.....	13.1

Leading Rebounders	RPG
Jim Martin.....	9.2
John Guyton.....	7.5
Randy Hodges.....	5.2

1970-71

Leading Scorers	PPG
Jack Bouldin.....	19.1
Randy Hodges.....	13.0
Malcolm Wesson.....	12.2

Leading Rebounders	RPG
Malcolm Wesson.....	7.4
Randy Hodges.....	5.4
Bill Combs.....	4.9

1971-72

Leading Scorers	PPG
Jack Bouldin.....	15.8
Jeff Watkins.....	12.5
Terry Kusnierz.....	11.4

Leading Rebounders	RPG
Terry Kusnierz.....	12.0
Malcolm Wesson.....	6.0
Jeff Watkins.....	4.6

1972-73

Leading Scorers	PPG
Rich Knarr.....	18.0
Jerry Jenkins.....	17.6
Larry Fry.....	12.5

Leading Rebounders	RPG
Larry Fry.....	7.7
Terry Kusnierz.....	7.6
Jerry Jenkins.....	7.1

1973-74

Leading Scorers	PPG
Jerry Jenkins.....	18.1
Rich Knarr.....	15.8
Larry Fry.....	13.5

Leading Rebounders	RPG
Bill Singletary.....	8.7
Larry Fry.....	7.7
Jerry Jenkins.....	6.8

1974-75

Leading Scorers	PPG
Jerry Jenkins.....	22.1
Larry Fry.....	15.5
Rich Knarr.....	12.5

Leading Rebounders	RPG
Taylor Williams.....	9.4
Larry Fry.....	8.8
Jerry Jenkins.....	6.9

1975-76

Leading Scorers	PPG
Ray White.....	18.3
Gary Hooker.....	17.7
Taylor Williams.....	9.5

Leading Rebounders	RPG
Taylor Williams.....	7.9
Wiley Pec.....	6.8
Gary Hooker.....	6.7

1976-77

Leading Scorers	PPG
Rickey Brown.....	19.3
Ray White.....	16.2
Gary Hooker.....	14.8

Leading Rebounders	RPG
Rickey Brown.....	10.8
Wiley Peck.....	9.3
Gary Hooker.....	7.3

1977-78

Leading Scorers	PPG
Ray White.....	14.5
Rickey Brown.....	13.4
Gary Hooker.....	10.5

Leading Rebounders	RPG
Wiley Peck.....	8.4
Gary Hooker.....	7.1
Rickey Brown.....	6.9

1978-79

Leading Scorers	PPG
Ray White.....	17.1
Greg Grim.....	16.9
Rickey Brown.....	15.4

Leading Rebounders	RPG
Wiley Peck.....	11.3
Rickey Brown.....	8.6
Ray White.....	6.3

1979-80

Leading Scorers	PPG
Rickey Brown.....	20.5
Greg Grim.....	14.5
Jeff Malone.....	11.9

Leading Rebounders	RPG
Rickey Brown.....	14.4
Kalpatrick Wells.....	7.7
Jeff Malone.....	3.3

1980-81

Leading Scorers	PPG
Jeff Malone.....	20.1
Terry Lewis.....	9.3
Ron White.....	8.4

Leading Rebounders	RPG
Kalpatrick Wells.....	9.1
Ron White.....	7.4
Jeff Malone.....	4.2

2009-10 BULLDOG BASKETBALL

MSU YEARLY LEADERS



<u>1981-82</u>		<u>1988-89</u>		<u>1995-96</u>		<u>2002-03</u>	
Leading Scorers	PPG	Leading Scorers	PPG	Leading Scorers	PPG	Leading Scorers	PPG
Jeff Malone	18.6	Cameron Burns	15.1	Darryl Wilson	18.0	Mario Austin	15.5
Terry Lewis	8.6	Greg Lockhart	13.7	Dontae' Jones	14.7	Timmy Bowers	14.6
Butch Pierre	7.9	Tony Watts	9.9	Erick Dampier	14.5	Michal Ignerski	9.0
Leading Rebounders	RPG	Leading Rebounders	RPG	Leading Rebounders	RPG	Leading Rebounders	RPG
Kalpatrick Wells	6.6	Cameron Burns	6.3	Erick Dampier	9.3	Mario Austin	7.7
Jeff Malone	4.1	Chancellor Nichols	5.1	Dontae' Jones	6.8	Ontario Harper	4.9
Terry Lewis	4.1	Greg Carter	3.5	Russell Walters	5.5	Michal Ignerski	4.8
<u>1982-83</u>		<u>1989-90</u>		<u>1996-97</u>		<u>2003-04</u>	
Leading Scorers	PPG	Leading Scorers	PPG	Leading Scorers	PPG	Leading Scorers	PPG
Jeff Malone	26.8	Cameron Burns	18.2	Horatio Webster	16.1	Lawrence Roberts	16.9
Terry Lewis	15.2	Greg Carter	13.0	Bart Hyche	12.8	Timmy Bowers	15.0
Butch Pierre	7.4	Tony Watts	11.7	Trey Moore	11.2	Winsome Frazier	13.1
Leading Rebounders	RPG	Leading Rebounders	RPG	Leading Rebounders	RPG	Leading Rebounders	RPG
Kalpatrick Wells	6.8	Cameron Burns	7.3	Tyrone Washington	7.9	Lawrence Roberts	10.1
Kelvin Hildreth	5.3	Greg Carter	6.8	Horatio Webster	7.4	Branden Vincent	7.6
Terry Lewis	4.5	Todd Merritt	6.7	Quentin Smith	3.8	Shane Power	4.2
<u>1983-84</u>		<u>1990-91</u>		<u>1997-98</u>		<u>2004-05</u>	
Leading Scorers	PPG	Leading Scorers	PPG	Leading Scorers	PPG	Leading Scorers	PPG
Ken Harvey	12.7	Cameron Burns	16.9	Horatio Webster	17.0	Lawrence Roberts	16.9
Kelvin Hildreth	9.5	Greg Carter	15.4	Tyrone Washington	12.9	Winsome Frazier	12.3
Butch Pierre	6.9	Tony Watts	12.0	Detrick White	12.2	Shane Power	11.1
Leading Rebounders	RPG	Leading Rebounders	RPG	Leading Rebounders	RPG	Leading Rebounders	RPG
Kelvin Hildreth	6.1	Greg Carter	7.8	Tyrone Washington	9.3	Lawrence Roberts	11.0
Ken Harvey	3.8	Todd Merritt	7.2	Horatio Webster	5.2	Marcus Campbell	5.0
Mackey Whyte	3.5	Cameron Burns	6.1	Detrick White	4.9	Ontario Harper	4.9
<u>1984-85</u>		<u>1991-92</u>		<u>1998-99</u>		<u>2005-06</u>	
Leading Scorers	PPG	Leading Scorers	PPG	Leading Scorers	PPG	Leading Scorers	PPG
Ken Harvey	13.9	Tony Watts	19.2	Tyrone Washington	12.7	Charles Rhodes	13.8
Tony Robinson	9.4	Chuck Evans	12.2	Tang Hamilton	11.3	Jamont Gordon	13.8
Chauncey Robinson	8.6	Johnny Walker	11.1	Detrick White	11.1	Jamall Edmondson	11.0
Leading Rebounders	RPG	Leading Rebounders	RPG	Leading Rebounders	RPG	Leading Rebounders	RPG
Raymond Brown	5.0	Johnny Walker	9.1	Tyrone Washington	8.4	Charles Rhodes	7.1
Tony Robinson	4.6	Eric Stevens	5.8	Oral Roberts	5.9	Jamont Gordon	6.8
Ken Harvey	4.4	Greg Anderson	4.1	Tang Hamilton	5.7	Wesley Morgan	5.3
<u>1985-86</u>		<u>1992-93</u>		<u>1999-2000</u>		<u>2006-07</u>	
Leading Scorers	PPG	Leading Scorers	PPG	Leading Scorers	PPG	Leading Scorers	PPG
Chauncey Robinson	14.0	Orien Watson	15.4	Tang Hamilton	14.4	Jamont Gordon	16.0
Raymond Brown	11.8	Chuck Evans	13.4	Robert Jackson	12.3	Charles Rhodes	13.7
Greg Lockhart	8.8	Marcus Grant	10.8	Antonio Jackson	12.0	Dietric Slater	10.5
Leading Rebounders	RPG	Leading Rebounders	RPG	Leading Rebounders	RPG	Leading Rebounders	RPG
Chauncey Robinson	7.0	Johnny Walker	7.5	Robert Jackson	7.0	Jamont Gordon	7.1
Raymond Brown	5.7	Marcus Grant	4.4	Tang Hamilton	6.2	Charles Rhodes	6.2
Anthony Blakley	4.5	David Domingue	3.9	Michael Gholar	4.4	Dietric Slater	5.7
<u>1986-87</u>		<u>1993-94</u>		<u>2000-01</u>		<u>2007-08</u>	
Leading Scorers	PPG	Leading Scorers	PPG	Leading Scorers	PPG	Leading Scorers	PPG
Hubert Henderson	14.9	Darryl Wilson	16.2	Antonio Jackson	12.8	Charles Rhodes	17.4
Anthony Blakley	11.7	Erick Dampier	11.9	Marckell Patterson	12.2	Jamont Gordon	17.2
Greg Lockhart	8.2	Marcus Grant	9.8	Tang Hamilton	12.1	Barry Stewart	11.5
Leading Rebounders	RPG	Leading Rebounders	RPG	Leading Rebounders	RPG	Leading Rebounders	RPG
Hubert Henderson	9.1	Erick Dampier	8.7	Robert Jackson	7.3	Charles Rhodes	7.8
Anthony Blakley	6.0	Russell Walters	5.6	Tang Hamilton	6.8	Jarvis Varnado	7.8
Reginald Boykin	3.8	Brian Price	5.0	Marckell Patterson	4.4	Jamont Gordon	6.6
<u>1987-88</u>		<u>1994-95</u>		<u>2001-02</u>		<u>2008-09</u>	
Leading Scorers	PPG	Leading Scorers	PPG	Leading Scorers	PPG	Leading Scorers	PPG
Greg Lockhart	9.9	Darryl Wilson	17.8	Mario Austin	16.1	Jarvis Varnado	17.4
Reginald Boykin	9.7	Erick Dampier	13.1	Marckell Patterson	12.3	Barry Stewart	17.2
Chancellor Nichols	9.2	Marcus Grant	10.4	Timmy Bowers	10.6	Ravern Johnson	11.5
Leading Rebounders	RPG	Leading Rebounders	RPG	Leading Rebounders	RPG	Leading Rebounders	RPG
Carl Nichols	6.6	Erick Dampier	9.7	Mario Austin	7.6	Jarvis Varnado	8.8
Chancellor Nichols	6.0	Brian Price	6.0	Michael Gholar	6.2	Phil Turner	5.5
Reginald Boykin	3.9	Darryl Wilson	4.7	Marckell Patterson	4.2	Barry Stewart	3.8

2009-10 BULLDOG BASKETBALL



MSU FRESHMAN SEASON RECORDS

Points Scored

Name	Season	G	Pts	Avg
1. Rickey Brown	1976-77	27	520	19.3
2. Ray White	1975-76	26	475	18.3
3. Rich Knarr	1972-73	26	467	18.0
4. Gary Hooker	1975-76	26	461	17.7
5. Jamont Gordon	2005-06	30	413	13.8
6. Dee Bost	2008-09	36	392	10.9
7. Erick Dampier	1993-94	29	344	11.9
8. Barry Stewart	2006-07	35	342	9.8
Jeff Malone	1979-80	27	320	11.9
10. Reginald Delk	2005-06	30	268	8.9

Blocked Shots

Name	Season	G	BS	Avg
1. Jarvis Varnado	2006-07	35	67	1.9
2. Erick Dampier	1993-94	29	65	2.2
3. Rickey Brown	1976-77	27	58	2.1
4. Kalpatrick Wells	1979-80	27	51	1.9
5. Wiley Peck	1975-76	25	37	1.5
6. Chan. Nichols	1987-88	28	30	1.1
7. Carl Nichols	1987-88	29	21	0.7
8. Gary Hooker	1975-76	26	20	0.8
9. Tony Robinson	1983-84	25	18	0.7
10. Quentin Smith	1996-97	30	17	0.6

3-Point Field Goals Att.

Name	Season	FGM	FGA	Pct
1. Barry Stewart	2006-07	68	174	.391
2. Dee Bost	2008-09	54	161	.335
3. Reginald Delk	2005-06	59	144	.410
4. Ben Hansbrough	2006-07	47	114	.412
5. Jamont Gordon	2005-06	27	104	.260
6. Derrick Jones	1996-97	24	80	.300
Phil Turner	2007-08	24	79	.304
8. Tony Watts	1988-89	30	77	.390
9. Todd Merritt	1987-88	27	73	.370
10. Marcus Bullard	1994-95	29	71	.409

Scoring Average

Name	Season	G	Pts	Avg
1. Rickey Brown	1976-77	27	520	19.3
2. Ray White	1975-76	26	475	18.3
3. Rich Knarr	1972-73	26	467	18.0
4. Gary Hooker	1975-76	26	461	17.7
5. Jamont Gordon	2005-06	30	413	13.8
6. Erick Dampier	1993-94	29	344	11.9
7. Jeff Malone	1979-80	27	320	11.9
8. Dee Bost	2008-09	36	392	10.0
9. Tony Watts	1988-89	27	267	9.9
10. Barry Stewart	2006-07	35	342	9.8

Steals

Name	Season	G	Stl	Avg
1. Ray White	1975-76	26	60	2.3
2. Dee Bost	2008-09	36	52	1.4
3. Jeff Norwood	1981-82	27	45	1.7
Gary Hooker	1975-76	26	45	1.7
5. D. Zimmerman	1999-00	30	36	1.2
6. Ben Hansbrough	2006-07	35	35	1.0
7. Jamont Gordon	2005-06	30	34	1.1
8. Barry Stewart	2006-07	35	32	0.9
Reginald Delk	2005-06	30	32	1.1
10. Gary Ervin	2003-04	30	31	1.0
Greg Lockhart	1985-86	30	31	1.0

Free Throws Made

Name	Season	FTM	FTA	Pct
1. Dee Bost	2008-09	122	170	.718
2. Jamont Gordon	2005-06	108	167	.647
3. Rich Knarr	1972-73	97	115	.843
4. Gary Hooker	1975-76	89	124	.718
5. Barry Stewart	2006-07	82	107	.766
6. Erick Dampier	1993-94	78	159	.491
7. Rickey Brown	1976-77	70	97	.722
8. Ray White	1975-76	63	97	.649
9. Carl Nichols	1987-88	62	96	.646
10. Ben Hansbrough	2006-07	58	74	.784

Rebounds

Name	Season	G	Reb	Avg
1. Rickey Brown	1976-77	27	292	10.8
2. Erick Dampier	1993-94	29	251	8.7
3. Kalpatrick Wells	1979-80	27	209	7.7
4. Jamont Gordon	2005-06	30	203	6.8
5. Carl Nichols	1987-88	29	192	6.6
6. Gary Hooker	1975-76	26	175	6.7
7. Chan. Nichols	1987-88	28	169	6.0
Wiley Peck	1975-76	25	169	6.8
9. Jarvis Varnado	2006-07	35	146	4.2
10. Ray White	1975-76	26	142	5.5

Field Goals Made

Name	Season	FGM	FGA	Pct
1. Rickey Brown	1976-77	225	443	.508
2. Ray White	1975-76	206	407	.506
3. Gary Hooker	1975-76	186	391	.476
4. Rich Knarr	1972-73	185	426	.434
5. Jamont Gordon	2005-06	139	341	.408
Jeff Malone	1979-80	139	303	.459
7. Erick Dampier	1993-94	133	226	.589
8. Dee Bost	2008-09	108	307	.352
9. Tony Watts	1988-89	107	222	.482
Greg Lockhart	1985-86	107	257	.416

Free Throws Attempted

Name	Season	FTM	FTA	Pct
1. Dee Bost	2008-09	122	170	.718
2. Jamont Gordon	2005-06	108	167	.647
3. Erick Dampier	1993-94	78	159	.491
4. Gary Hooker	1975-76	89	124	.718
5. Rich Knarr	1972-73	97	115	.843
6. Barry Stewart	2006-07	82	107	.766
7. Rickey Brown	1976-77	70	97	.722
Ray White	1975-76	63	97	.649
9. Carl Nichols	1987-88	62	96	.646
10. Chan. Nichols	1987-88	55	95	.579

Rebounding Average

Name	Season	G	Reb	Avg
1. Rickey Brown	1976-77	27	292	10.8
2. Erick Dampier	1993-94	29	251	8.7
3. Kalpatrick Wells	1979-80	27	209	7.7
4. Jamont Gordon	2005-06	30	203	6.8
5. Wiley Peck	1975-76	25	169	6.8
6. Gary Hooker	1975-76	26	175	6.7
7. Carl Nichols	1987-88	29	192	6.6
8. Chan. Nichols	1987-88	28	169	6.0
9. Ray White	1975-76	26	142	5.5
10. Raymond Brown	1984-85	28	140	5.0

Field Goals Attempted

Name	Season	FGM	FGA	Pct
1. Rickey Brown	1976-77	225	443	.508
2. Rich Knarr	1972-73	185	426	.434
3. Ray White	1975-76	206	407	.506
4. Gary Hooker	1975-76	186	391	.476
5. Jamont Gordon	2005-06	139	341	.408
6. Dee Bost	2008-09	108	307	.352
7. Jeff Malone	1979-80	139	303	.459
8. Greg Lockhart	1985-86	107	257	.416
9. Barry Stewart	2006-07	96	240	.400
10. Erick Dampier	1993-94	133	226	.589

Minutes Played

Name	Season	G	Min	Avg
1. Dee Bost	2008-09	36	1,137	31.6
2. Jamont Gordon	2005-06	30	988	32.9
3. Jeff Norwood	1981-82	27	968	35.9
4. Ray White	1975-76	26	926	35.6
5. Gary Hooker	1975-76	26	890	34.2
6. Carl Nichols	1987-88	29	884	30.5
7. Barry Stewart	2006-07	35	848	24.2
8. Ben Hansbrough	2006-07	35	827	23.6
Rickey Brown	1976-77	27	824	30.5
10. Reginald Delk	2005-06	30	821	27.4

Assists

Name	Season	G	Ast	Avg
1. Dee Bost	2008-09	36	156	4.3
2. Jamont Gordon	2005-06	30	129	4.3
3. Rich Knarr	1972-73	26	127	4.9
4. Ben Hansbrough	2006-07	35	112	3.2
5. Gary Ervin	2003-04	30	74	2.5
6. Greg Lockhart	1985-86	30	70	2.3
7. Ray White	1975-76	26	69	2.7
8. Gary Hooker	1975-76	26	68	2.6
9. Jeff Norwood	1981-82	27	60	2.2
10. Marcus Bullard	1994-95	30	54	1.8

3-Point Field Goals Made

Name	Season	FGM	FGA	Pct
1. Barry Stewart	2006-07	68	174	.391
2. Reginald Delk	2005-06	59	144	.410
3. Dee Bost	2008-09	54	161	.335
4. Ben Hansbrough	2006-07	47	114	.412
5. Tony Watts	1988-89	30	77	.390
6. Marcus Bullard	1994-95	29	71	.409
7. Jamont Gordon	2005-06	27	104	.260
Doug Hartsfield	1987-88	27	62	.436
Todd Merritt	1987-88	27	73	.370
10. Derrick Jones	1996-97	24	80	.300
Phil Turner	2007-08	24	79	.304

Minutes Average

Name	Season	G	Min	Avg
1. Jeff Norwood	1981-82	27	968	35.9
2. Ray White	1975-76	26	926	35.6
3. Gary Hooker	1975-76	26	890	34.2
4. Jamont Gordon	2005-06	30	988	32.9
5. Dee Bost	2008-09	36	1,137	31.6
6. Rich Knarr	1972-73	26	819	31.5
7. Rickey Brown	1976-77	27	824	30.5
8. Carl Nichols	1987-88	29	884	30.5
9. Raymond Brown	1984-85	28	813	29.0
10. Jeff Malone	1979-80	27	781	28.9

INDIVIDUAL RECORDS

- Most Points Scored:**
58, Pete Maravich, LSU (12-22-67 at LSU)
- Most Field Goals Made:**
22, Pete Maravich, LSU (3-2-70 at Starkville & 12-22-67 at Baton Rouge)
- Most Field Goals Attempted:**
49, Pete Maravich, LSU (3-3-69 at Starkville)
- Best Field Goal Percentage:**
1.000 (12-of-12), Durand Macklin, LSU (1-5-80 at Baton Rouge)
- Most 3-Point Field Goals Made:**
9, Shan Foster, Vanderbilt (3-5-08) at Vandy;
9, Isaiah Swann, Florida State (3-20-07);
9, Brad Boyd, Louisiana-Lafayette (11-23-02 at Starkville)
- Most 3-Point Field Goals Attempted:**
19, Edward Garriet, McNeese State (12-1-03 at Starkville)
- Best 3-Point Field Goal Percentage:**
1.000 (5-of-5), Dru Joyce, Akron (12-20-05 at Guaynabo, PR); (6-of-6), Demetric Bennett, South Alabama (12-15-07) at Mobile
- Most Free Throws Made:**
18, Dwight Anderson, Kentucky (2-12-79 at Lexington); 18, Kenny Higgs, LSU (1-2-78 at Starkville)
- Most Free Throws Attempted:**
23, Dwight Anderson, Kentucky (2-12-79 at Lexington); 23, Calvin Natt, Northeast Louisiana (12-5-77 at Starkville)
- Best Free Throw Percentage:**
1.000 (16-of-16), Eddie Palubinskas, LSU (3-1-73 at Baton Rouge); 1.000 (15-of-15), Eddie Johnson, Auburn (1-20-75 at Auburn)
- Most Rebounds:**
31, Nate Thurmond, Bowling Green (3-16-63 at East Lansing, MI)
- Most Offensive Rebounds:**
10, Randolph Morris, Kentucky (3-9-07 at Atlanta, GA); 10, Kevin Hendrix, Alabama (1-28-06 at Tuscaloosa)
- Most Defensive Rebounds:**
18, Ernie Abercrombie, Oklahoma (2-10-96 at Norman)
- Most Assists:**
17, Kenny Higgs, LSU (1-19-76 at Starkville)
- Most Turnovers:**
12, Eddie Johnson, Auburn (1-20-75 at Auburn)
- Most Blocked Shots:**
11, Theo Ratliff, Wyoming (12-28-94 at Casper, WY)
- Most Steals:**
8, Rajon Rondo, Kentucky (2-19-05 at Lexington); Jack Givens, Kentucky (1-3-76 at Starkville)
- Most Dunks:**
8, Eugene McDowell, Florida (1-5-83 at Gainesville); 8, Dominique Wilkins, Georgia (2-10-82 at Athens)
- Most Minutes Played:**
58, Gerald Glass, Ole Miss [4OT] (1-24-90 at Starkville)

LAST TIME AN MSU OPPOSING PLAYER . . .

- Scored 35 or more points:**
38, Marcus Thornton, LSU (3-8-08 at Starkville)
- Scored 40 or more points:**
41, Tasmin Mitchell, LSU (2-11-09 at Starkville)
- Scored 42 or more points:**
42, Shan Foster, Vanderbilt (3-5-08 at Nashville)
- Had 20 or more rebounds:**
22, Ernie Abercrombie, Oklahoma (2-10-96 at Norman)
- Had 10 or more assists:**
10, Tyler Dierkers, Miami [OH] (11-23-08) at Anaheim Classic
- Had six or more steals:**
6, Frank Tolbert, Auburn (2-9-08 at Auburn)
- Had six or more blocked shots:**
6, Chief Kickingstallionsims, Alabama St. (12-6-08 at Starkville)

LAST TIME AN MSU OPPOSING TEAM . . .

- Scored 100 or more points:**
115, Arkansas (2-20-93 at Fayetteville)
- Was held to 39 points or less:**
39, LSU (1-9-08 at Baton Rouge)
- Was held to 40-45 points:**
45, La. Tech (11-10-07 at Starkville)
- Was held to 46-50 points:**
49, LA-Monroe (11-17-08 at Starkville)
- Shot 60 percent or better from the field:**
.600 [30-50], Auburn (2-5-05 at Auburn)
- Shot 65 percent or better from the field:**
.702 [40-57], Georgia (2-28-01 at Athens)
- Was held to less than 30 % from field:**
.290 [20-69], Tennessee (3-15-09 at Tampa, Fla. [SECT])
- Made 10 or more 3-pointers:**
13, Auburn (2-14-09 at Auburn)
- Was held without a 3-pointer:**
[0-19], South Carolina (3-2-02 at USC)
- Attempted 30 or more 3-pointers:**
38, Oregon (3-21-08 at Little Rock, Ark.)
- Did not attempt a 3-pointer:**
LSU (1-30-88 at Baton Rouge)
- Shot 95 % or better from the FT line:**
1.000 [11-11], Vanderbilt (3-5-08 at Nashville)
- Had 50 or more rebounds:**
54, Alabama (2-21-09 at Tuscaloosa)
- Had 25 or more assists:**
25, Vanderbilt (1-21-06 at Nashville)
- Had 25 or more turnovers:**
25, Florida State (3-20-07 at Starkville)
- Had 10 or more blocked shots:**
11, Memphis (3-23-08 at Little Rock, Ark)
- Had 15 or more steals:**
16, N'Western St. (11-26-05 at Starkville)

TEAM RECORDS

- Most Points Scored:**
120, Vanderbilt (3-8-69 at Starkville)
- Most Field Goals Made:**
51, Kentucky (3-8-75 at Starkville)
- Most Field Goals Attempted:**
103, Tampa (2-15-57 at Tampa)
- Best Field Goal Percentage:**
.729 (27-of-37), Ole Miss (2-16-80 at Starkville)
- Most 3-Point Field Goals Made:**
17, Troy (12-10-05 at Starkville)
- Most 3-Point Field Goals Attempted:**
45, Troy (12-10-05 at Starkville)
- Best 3-Point Field Goal Percentage:**
.727 (8-of-11), Auburn (2-19-94 at Starkville)
- Most Free Throws Made:**
40, Vanderbilt (1-26-80 at Nashville); Kentucky (2-12-79 at Lexington); Auburn (1-20-75 at Auburn); Florida (2-26-72 at Gainesville)
- Most Free Throws Attempted:**
56, Kentucky (2-12-79 at Lexington)
- Best Free Throw Percentage (Min. 15 FTM):**
1.000 (19-of-19), Kentucky (1-10-83 at Starkville)
- Best Free Throw Percentage (Min. 20 FTM):**
.972 (35-of-36), Vanderbilt (2-26-86 at Nashville)
- Most Rebounds:**
75, Florida (2-19-55 at Gainesville)
- Most Offensive Rebounds:**
28, Troy State (11-30-93 at Starkville)
- Most Defensive Rebounds:**
37, Louisiana Tech (11-10-07 at Starkville)
- Most Assists:**
33, Kentucky (1-23-80 at Starkville)
- Most Turnovers:**
37, Southern Miss (12-2-76 at Starkville)
- Most Blocked Shots:**
12, Stanford (12-21-99 at Oakland, CA)
- Most Steals:**
23, Kentucky (1-9-91 at Lexington)



MSU TEAM RECORDS

Most Points Scored:

Game: 123 vs. Troy State (12-5-95)
Season: 2692 (2006-07)

Fewest Points Scored (Since 1950):

Game: 20 vs. Georgia (1-13-82)
Season: 1234 (1952-53)

Most Combined Points Scored:

Game: 216; MSU 110, Vanderbilt 106-OT (12-6-79)

Fewest Combined Points (Since 1950):

Game: 39; MSU 23 at Ole Miss 16 (2-28-59)

Highest Scoring Average:

Season: 84.8 (1956-57)

Lowest Scoring Average (Since 1950):

Season: 49.5 (1981-82)

Most Points Allowed:

Game: 120 vs. Vanderbilt (3-8-69)
Season: 2479 (2008-09)

Fewest Points Allowed (Since 1950):

Game: 16 at Ole Miss (2-28-59)
Season: 1340 (1952-53)

Most Field Goals Made:

Game: 50 vs. SE Louisiana (1-27-64)
Season: 951 (2006-07)

Fewest Field Goals Made (Since 1950):

Game: 8 at Ole Miss (2-28-59)
Season: 433 (1952-53)

Most Field Goals Attempted:

Game: 115 vs. Howard College (12-2-55)
Season: 2071 (2006-07)

Fewest Field Goals Attempted (Since 1954):

Game: 20 vs. Georgia (1-13-82)
Season: 1077 (1981-82)

Highest Field Goal Percentage:

Game (Min. 30 FGA): .710 (22-of-31) at Tennessee (2-17-82)
Season: .513 [892-of-1739] (1978-79)

Most 3-Point Field Goals Made:

Game: 16 vs. Arkansas (2-7-09)
Season: 296 (2008-09)

Fewest 3-Point Field Goals Made:

Game: 0, Last time: at Alabama (1-18-05)
Season: 58 (1986-87)

Most 3-Point Field Goals Attempted:

Game: 39 at Alabama (2-21-09)
Season: 819 (2008-09)

Fewest 3-Point Field Goals Attempted:

Game: 0 vs. Ole Miss (1-14-87)
Season: 211 (1986-87)

Highest 3-Point Field Goal Percentage:

Game (Min. 10 FGA): .800 (8-of-10) vs. Tennessee-Martin (11-27-91)
Season: .384 [214-of-558] (1995-96)

Most Free Throws Made:

Game: 41 vs. LSU (2-11-09)
Season: 603 (1956-57)

Fewest Free Throws Made (Since 1950):

Game: 0, Last time: vs. Auburn (2-11-95)
Season: 250 (1986-87)

Most Free Throws Attempted:

Game: 58 at Arkansas (12-13-52)
Season: 882 (1956-57)

Fewest Free Throws Attempted (Since 1950):

Game: 0, Last time: vs. Georgia (1-13-82)
Season: 370 (1986-87)

Highest Free Throw Percentage:

Game (Min. 15 FTA): 1.000 (15-of-15) at Tennessee (1-26-74)
Season: .769 [496-of-645] (1967-68)

Most Rebounds:

Game: 85 vs. Louisiana College (12-11-61)
Season: 1389 (2004-05)

Fewest Rebounds (Since 1950):

Game: 11 vs. Ole Miss (2-20-82)
Season: 581 (1981-82)

Highest Rebounding Average:

Season: 50.5 (1956-57)

Lowest Rebounding Average (Since 1950):

Season: 21.5 (1981-82)

Most Offensive Rebounds:

Game: 31 vs. Mississippi Valley St. (11-21-00)
Season: 496 (2000-01)

Most Defensive Rebounds:

Game: 44 vs. Mississippi Valley State (11-21-00); vs. Tennessee Tech (1-5-93)
Season: 977 (2008-09)

Most Assists:

Game: 34 vs. Chicago State (12-4-75)
Season: 566 (2001-02)

Most Turnovers:

Game: 34 at Evansville (12-17-75)
Season: 583 (2001-02 & 1995-96)

Fewest Turnovers:

Game: 4 vs. Kentucky (1-15-79); 4 vs. Louisiana Tech (11-10-07)
Season: 376 (1984-85)

Most Blocked Shots:

Game: 16 vs. Georgia (1-12-08)
Season: 271 (2008-09)

Most Steals:

Game: 27 vs. Samford (12-29-75); vs. Southwestern Louisiana (12-6-75)
Season: 294 (2001-02)

Most Dunks:

Game: 15 vs. Troy State (11-30-93)
Season: 145 (2007-08)

Most Personal Fouls:

Game: 41 at Kentucky (2-12-79)
Season: 621 (2001-02)

Most Disqualifications:

Game: 6 at Kentucky (2-12-79)
Season: 34 (1956-57)

LONGEST WINNING STREAKS

- 19 Jan. 15, 1962 to Dec. 15, 1962
- 18 Jan. 5, 1959 to Dec. 7, 1959
- 17 Jan. 31, 1913 to Feb. 10, 1914
- 14 Feb. 15, 1958 to Dec. 30, 1958
- 13 Nov. 22, 2003 to Jan. 10, 2004
- 12 Feb. 28, 1957 to Jan. 6, 1958
- 12 Feb. 20, 1914 to Feb. 6, 1915
- 12 Feb. 16, 1911 to Jan. 24, 1913

LONGEST LOSING STREAKS

- 14 Jan. 7, 1955 to Feb. 21, 1955
- 11 Dec. 12, 1981 to Jan. 23, 1982
- 10 Feb. 10, 1945 to Jan. 18, 1946
- 9 Jan. 17, 1987 to Feb. 14, 1987
- 9 Feb. 4, 1981 to March 4, 1981
- 9 Jan. 26, 1951 to March 1, 1951
- 9 Feb. 4, 1949 to Dec. 3, 1949
- 9 Feb. 5, 1909 to Feb. 8, 1911

LONGEST SEC WINNING STREAKS

- 13 Jan. 15, 1962 to Jan. 5, 1963
- 13 Jan. 5, 1959 to Feb. 28, 1959
- 10 Feb. 22, 1960 to Feb. 11, 1961
- 10 Feb. 17, 1942 to Dec. 18, 1942
- 8 Jan. 17, 2004 to Feb. 14, 2004
- *8 Feb. 16, 2002 to Mar. 10, 2002
- 7 Feb. 17, 1979 to Jan. 2, 1980
- 7 Jan. 12, 1963 to Feb. 11, 1963

LONGEST SEC LOSING STREAKS

- 16 Feb. 4, 1981 to Jan. 23, 1982
- 16 Feb. 10, 1945 to Feb. 15, 1946
- 11 Feb. 20, 1985 to Jan. 22, 1986
- 11 Jan. 7, 1955 to Feb. 19, 1955
- 9 Jan. 17, 1987 to Feb. 14, 1987

LONGEST HOME WINNING STREAKS

- 35 Jan. 14, 1957 to Dec. 12, 1959
- 25 Dec. 2, 1961 to Dec. 2, 1963
- 19 Feb. 11, 1920 to Feb. 9, 1922
- 14 Jan. 22, 2003 to Jan. 10, 2004
- 14 Jan. 31, 1913 to Jan. 31, 1914
- 13 Jan. 23, 1978 to Jan. 15, 1979
- 13 Feb. 22, 1960 to Feb. 11, 1961
- 12 Feb. 25, 2004 to Feb. 12, 2005
- 11 Feb. 1, 1916 to Feb. 17, 1917
- 10 Feb. 5, 1923 to Feb. 16, 1924
- 10 Feb. 20, 1914 to Feb. 6, 1915

* - Includes 3 SEC Tournament wins




SEC Team Statistical Titles

Season	Statistical Category	Statistic
1960-61	Scoring Offense	77.0 ppg
1976-77	Field Goal Percentage Defense	44.0 FG%
1976-77	Rebounding	45.9 rpg
1977-78	Scoring Defense	67.1 ppg
1979-80	Rebounding	42.0 rpg
1980-81	Rebound Margin	+4.9 rpg
1983-84	Rebound Defense	28.1 rpg
1984-85	Rebound Defense	30.1 rpg
1986-87	Scoring Defense	65.5 ppg
1986-87	Free Throw Percentage Defense	66.5 FT%
1987-88	Scoring Defense	65.0 ppg
1987-88	3-Point Field Goal Percentage Defense	31.4 FG%
1990-91	Free Throw Percentage Defense	62.0 FT%
1993-94	Field Goal Percentage Defense	39.1 FG%
1995-96	Field Goal Percen	32.6 rpg
1995-96	Rebound Margin	+6.3 rpg
1998-99	3-Point Field Goal Percentage Defense	30.3 FG%
2000-01	Rebound Defense	33.3 rpg
2000-01	Rebound Margin	+7.9 rpg
2001-02	Field Goal Percentage	48.0 FG%
2001-02	Rebound Margin	+6.5 rpg
2002-03	Scoring Defense	59.7 ppg
2002-03	Field Goal Percentage Defense	40.1 FG%
2002-03	3-Point Field Goal Percentage Defense	32.7 FG%
2002-03	Rebound Margin	+6.2 rpg
2002-03	Steals	8.65 spg
2003-04	Scoring Offense	77.3 ppg
2003-04	Scoring Margin	+10.7 ppg
2003-04	Rebounding	41.0 rpg
2003-04	Rebound Margin	+8.0 rpg
2003-04	Steals	9.33 spg
2004-05	Rebounding	40.9 rpg
2004-05	Rebound Margin	+8.5 rpg
2006-07	Field Goal Percentage Defense	40.3 FG%
2006-07	Rebounding	39.0 rpg
2006-07	Blocked Shots	6.34 bpg
2007-08	Scoring Defense	65.5 ppg
2007-08	Field Goal Percentage Defense	37.0 FG%
2007-08	Rebound Offense	40.7 rpg
2007-08	Blocked Shots	7.85 bpg
2008-09	Blocked Shots	7.53 bpg
2008-09	3-Point Field Goals Made	8.22 ppg

SEC Individual Statistical Leaders


Season	Statistical Category	Statistic
1957-58	Bailey Howell (Scoring)	27.8 ppg
1958-59	Bailey Howell (Scoring)	25.5 ppg
1964-65	Paul Smith (FT%)	92.7 FT%
1973-74	Bill Singletary (FG%)	66.5 FG%
1975-76	Al Perry (Assists)	8.0 apg
1978-79	Wiley Peck (FG%)	64.4 FG%
1978-79	Wiley Peck (Rebounds)	11.3 rpg
1979-80	Rickey Brown (Rebounds)	14.4 rpg
1982-83	Jeff Malone (Scoring)	26.8 ppg
1989-90	Cameron Burns (FG%)	59.7 FG%
1991-92	Tony Watts (FT%)	84.8 FT%
1991-92	Chuck Evans (Assists)	7.8 apg
1991-92	Chuck Evans (Steals)	3.0 spg
1992-93	Chuck Evans (Assists)	8.1 apg
1992-93	Chuck Evans (Steals)	2.8 spg
1994-95	Erick Dampier (FG%)	64.0 FG%
1994-95	Darryl Wilson (3FG/game)	3.1 3pg
1995-96	Darryl Wilson (FT%)	79.6 FT%
1996-97	Tyrone Washington (Blocks)	2.0 bpg
1997-98	Tyrone Washington (FG%)	53.1 FG%
1997-98	Detrick White (Assists)	5.5 apg
1998-99	Detrick White (Assists)	5.6 apg
2001-02	Derrick Zimmerman (Assists)	6.0 apg
2002-03	Derrick Zimmerman (Assists)	5.6 apg
2003-04	Winsome Frazier (Steals)	2.4 spg
2004-05	Lawrence Roberts (Rebounds)	11.0 rpg
2007-08	Jarvis Varnado (Blocked Shots)	5.6 bpg
2008-09	Jarvis Varnado (Blocked Shots)	4.7 bpg



The Babe McCarthy-coached 1958-59 (top) and 1961-62 (bottom) Mississippi State basketball teams led the nation in won-lost percentage by posting identical 24-1 overall records (.960) en route to claiming Southeastern Conference titles with 13-1 league ledgers.



The potent scoring tandem of senior Bailey Howell (left) and Jim Ashmore (right) finished the 1956-57 basketball campaign ranked sixth (28.3 ppg) and ninth (25.9 ppg), respectively, among the nation's individual scoring leaders.



Bailey Howell (left) ranked among the nation's Top 10 scoring and rebounding leaders during each of his three MSU seasons, while Jeff Malone (right) finished his senior season (1982-83) as the NCAA's No. 2 scoring leader behind Texas Southern's Harry Kelly.





MSU TEAM SUPERLATIVES

MSU'S 100-POINT GAMES

Opponent (Date)	Pts
1. TROY STATE (12-5-95)	123
2. SOUTHEASTERN LA. (11-25-95)	121
UNION (12-4-58)	121
4. ALCORN STATE (12-18-90)	120
5. TROY STATE (11-30-93)	118
6. Louisiana College (12-10-60)	117
7. UNION (12-5-60)	115
8. HOWARD COLLEGE (12-5-57)	114
9. SOUTHEASTERN LA. (12-1-88)	113
CHICAGO STATE (12-4-75)	113
SOUTHEASTERN LA. (1-27-64)	113
LOUISIANA COLLEGE (12-11-61)	113
at Tampa (2-15-57)	113
14. CENTENARY (11-29-89)	112
15. TENNESSEE TECH (1-5-93)	110
VANDERBILT [OT] (12-6-79)	110
SAMFORD (12-5-73)	110
18. TENNESSEE TECH (11-26-90)	109
19. HOWARD COLLEGE (12-2-55)	108
20. ARKANSAS-PINE BLUFF (11-23-99)	107
NE MISSOURI STATE (12-9-76)	107
at Birmingham-Southern (1-31-52)	107
23. SOUTHEASTERN LA. (11-28-94)	106
DELTA STATE (1-1-63)	106
CHRISTIAN BROTHERS (12-19-62)	106
at Delta State (1-29-62)	106
HOWARD COLLEGE (12-3-56)	106
28. AUBURN (3-2-04)	105
Arkansas-Pine Bluff (11-17-98)	105
LOUISIANA TECH (12-2-63)	105
at Florida (2-14-59)	105
32. Jacksonville State (12-15-05)	104
FLORIDA A&M (12-20-04)	104
Louisiana-Monroe (12-15-01)	104
OLE MISS [4OT] (1-24-90)	104
FLORIDA [2OT] (2-3-75)	104
37. MISSISSIPPI COLLEGE (1-8-51)	103
38. NORTH ALABAMA (11-10-08)	102
ALABAMA A&M (11-30-00)	102
FLORIDA INTERNATIONAL (12-6-82)	102
VANDERBILT (1-29-77)	102
SEWANEE (12-7-70)	102
ARKANSAS STATE (12-17-56)	102
44. BRADLEY (3-17-07)	101
OLE MISS [2OT] (1-11-79)	101
OLE MISS (1-23-65)	101
47. ALABAMA A&M (12-2-02)	100
JACKSONVILLE (11-30-02)	100
OLE MISS (1-27-75)	100
at Ole Miss (1-30-56)	100

OPPONENT 100-POINT GAMES

Opponent (Date)	Pts
1. VANDERBILT (3-8-69)	120
2. KENTUCKY (3-8-75)	118
3. at Arkansas (2-20-93)	115
4. at Louisville (12-8-54)	113
5. at Kentucky (2-1-75)	112
6. at Kentucky (1-5-70)	111
at LSU (12-22-67)	111
8. at Tulane (2-6-56)	110
at Kentucky (2-11-52)	110
10. at Tennessee (2-24-75)	109
at LSU (2-2-70)	109
12. at Kentucky (3-4-74)	108
13. FLORIDA [2OT] (2-3-75)	107
at Kentucky (2-17-68)	107
15. VANDERBILT [OT] (12-6-79)	106
16. at Memphis State (1-27-56)	105
17. at Vanderbilt (3-9-72)	104
at Kentucky (1-10-72)	104
at Virginia Tech (12-19-64)	104
at Tennessee (2-8-58)	104
21. at Austin Peay State (1-22-92)	103
KENTUCKY (2-18-67)	103
at LSU (1-14-52)	103
24. OLE MISS [4OT] (1-24-90)	102
at Kentucky (12-4-89)	102
at Missouri (12-7-74)	102
at Kentucky (2-8-71)	102
at Vanderbilt (12-14-68)	102
at Florida State (2-21-55)	102
at Arkansas (12-13-52)	102
31. at Florida (1-7-87)	100
at Kentucky [OT] (2-12-73)	100
at Vanderbilt (1-13-62)	100

MSU'S BIGGEST WINS

Opponent (Date)	Score	Mar
1. BROWNSVILLE (1-22-1909)	75-0	+75
2. LOYOLA [N.O.] (12-14-96)	98-32	+66
OLE MISS (2-26-14)	84-18	+66
4. at Columbus AC (1-24-09)	61-1	+60
5. HOWARD COL. (12-5-57)	114-57	+57
at Meridian (12-19-24)	65-8	+57
7. UNION (12-5-60)	115-59	+56
8. ALCORN STATE (12-18-90)	120-65	+55
MILLSAPS COL. (1-14-14)	63-8	+55
10. OLE MISS (2-25-14)	68-15	+53
11. Arkansas-PB (11-17-98)	105-53	+52
SE-LA. (12-1-88)	113-61	+52
13. MISSISSIPPI COL. (1-8-51)	103-52	+51
14. TROY STATE (12-5-95)	123-73	+50
MISSISSIPPI CO. (1-15-15)	53-3	+50
MISSISSIPPI CO. (1-14-15)	50-0	+50
17. NE MISSOURI ST. (12-9-76)	107-58	+49
18. UNION (2-1-12)	66-18	+48
UNION (2-16-11)	66-18	+48
20. HOWARD COL. (2-11-20)	56-10	+46

MSU'S BIGGEST WINS (SINCE 1950)

Opponent (Date)	Score	Mar
1. LOYOLA [N.O.] (12-14-96)	98-32	+66
2. HOWARD COL. (12-5-57)	114-57	+57
3. UNION (12-5-60)	115-59	+56
4. ALCORN STATE (12-18-90)	120-65	+55
5. Arkansas-PB (11-17-98)	105-53	+52
SE-LA. (12-1-88)	113-61	+52
7. MISSISSIPPI CO. (1-8-51)	103-52	+51
8. TROY STATE (12-5-95)	123-73	+50
9. NE MISSOURI ST. (12-9-76)	107-58	+49
10. TENNESSEE TECH (1-5-93)	110-65	+45
Prairie View A&M (11-29-91)	97-52	+45
at Southwestern (12-6-58)	91-46	+45
13. LOUISIANA TECH (12-2-63)	105-61	+44
14. SE-LA. (11-25-95)	121-78	+43
LOUISIANA CO. (12-11-61)	113-70	+43
UNION (12-4-58)	121-78	+43
HOWARD COL. (12-2-55)	108-65	+43
18. Jacksonville State (12-22-04)	95-53	+42
ALABAMA A&M (12-2-02)	100-58	+42
ALABAMA A&M (11-30-00)	102-60	+42
OLE MISS (1-14-95)	94-52	+42
22. NORTH ALABAMA (11-19-08)	102-61	+41
23. LOUISIANA TECH (12-7-02)	78-38	+40
ARK.-PINE BLUFF (11-23-99)	107-67	+40
NORTHWESTERN ST. (1-16-95)	98-58	+40
KY. WESLEYAN (11-27-76)	89-49	+40
SOUTHEASTERN LA. (1-27-64)	113-73	+40
ARKANSAS (12-15-51)	79-39	+40

MSU'S BIGGEST LOSSES

Opponent (Date)	Score	Mar
1. at Arkansas (2-20-93)	58-115	-57
2. at Alabama (1-18-05)	49-98	-49
at Louisville (12-8-54)	64-113	-49
4. at Houston (12-18-81)	49-96	-47
at Vanderbilt (2-14-49)	43-90	-47
6. at Florida (1-7-87)	56-100	-44
at Kentucky (2-11-52)	66-110	-44
8. at LSU (2-8-46)	31-73	-42
9. VANDERBILT (2-27-93)	39-80	-41
at Kentucky (1-6-88)	52-93	-41
11. at Kentucky (3-4-74)	69-108	-39
12. KENTUCKY (3-8-75)	80-118	-38
at Tulane (2-6-56)	72-110	-38
14. VANDERBILT (3-8-69)	83-120	-37
OLE MISS (2-10-45)	24-61	-37
16. at LSU (2-13-35)	31-67	-36
17. at Kentucky (1-5-70)	76-111	-35
at LSU (2-27-53)	47-82	-35
at Ole Miss (2-27-51)	60-95	-35
at Vanderbilt (2-13-50)	50-85	-35
at Alabama (2-24-36)	19-54	-35
at LSU (1-29-45)	27-62	-35

MSU TEAM SUPERLATIVES



REBOUNDS

Opponent (Date)	Rebs
1. LOUISIANA COLLEGE (12-11-61)	85
2. UNION (12-5-60)	82
3. NORTHEAST LOUISIANA (1-27-62)	76
4. MISSISSIPPI VALLEY ST. (11-21-00)	75
5. Cincinnati (11-30-79)	71
6. SOUTHWESTERN LA. (12-4-61)	71
7. SOUTHWESTERN (12-7-57)	70
8. TULANE (2-4-63)	68
9. DELTA STATE (1-3-61)	68
10. SOUTHEASTERN LA. (12-3-60)	68
11. BIRMINGHAM-SOUTHERN (12-7-77)	67
12. Louisiana College (12-10-60)	67
13. Northwestern State (11-21-98)	66
14. NORTHEAST MISSOURI ST. (12-9-76)	66
15. at Virginia Tech (12-19-64)	66
16. at LSU (2-23-63)	65
17. GEORGIA TECH (1-14-63)	65

FIELD GOALS MADE

Opponent (Date)	FGM
1. SOUTHEASTERN LA. (1-27-64)	50
2. Louisiana College (12-10-60)	49
3. MISSISSIPPI COLLEGE (1-8-51)	49
4. CHICAGO STATE (12-4-75)	48
5. CHRISTIAN BROTHERS (12-19-62)	48
6. TROY STATE (12-5-95)	47
7. VANDERBILT (12-6-79)	47
8. SAMFORD (12-5-73)	47
9. at Delta State (1-29-62)	47
10. FLORIDA (2-3-75)	46
11. UNION (12-4-58)	46
12. Louisiana-Monroe (12-15-01)	45
13. NICHOLLS STATE (11-17-01)	45
14. TROY STATE (11-30-93)	45
15. OLE MISS (1-27-75)	45
16. HOWARD COLLEGE (12-5-57)	45
17. HOWARD COLLEGE (12-3-56)	45
18. HOWARD COLLEGE (12-2-55)	45

FIELD GOALS ATTEMPTED

Opponent (Date)	FGA
1. HOWARD COLLEGE (12-2-55)	115
2. UNION (12-5-60)	112
3. LOUISIANA COLLEGE (12-11-61)	107
4. SOUTHEASTERN LA. (1-27-64)	105
5. at Virginia Tech (12-19-64)	103
6. SOUTHWESTERN (12-12-55)	101
7. at Tennessee (2-23-52)	101
8. TENNESSEE (1-5-53)	99
9. DELTA STATE (12-9-61)	98
10. LOUISIANA COLLEGE (12-12-59)	97
11. at Ole Miss (2-17-73)	96
12. CHRISTIAN BROTHERS (12-19-62)	96
13. at Delta State (1-29-62)	95
14. TULANE (2-4-63)	94
15. at Kentucky (2-12-73)	93
16. GEORGIA (2-20-56)	92
17. at Tennessee (2-24-75)	91
18. KENTUCKY (2-18-67)	91
19. VANDERBILT (1-9-65)	91
20. LOUISIANA TECH (12-2-63)	91

3-POINT FIELD GOALS MADE

Opponent (Date)	FGM
1. ARKANSAS (2-7-09)	16
2. at Kentucky (2-3-09)	14
3. WESTERN KENTUCKY (1-5-09)	14
4. SANTA CLARA (12-3-05)	14
5. AUBURN (3-2-04)	14
6. ALABAMA (3-4-00)	4
7. OLD DOMINION (12-19-96)	14
8. LSU (2-3-07)	13
9. NICHOLLS STATE (11-21-04)	13

10. SOUTH CAROLINA (3-3-01)	13
11. CENTENARY (12-11-99)	13
12. at Tennessee (1-16-93)	13
13. BRADLEY (3-17-07)	12
14. at Georgia (2-24-07)	12
15. McNEESE STATE (12-16-06)	12
16. NICHOLLS (11-11-06)	12
17. at Arkansas (3-1-06)	12
18. ALABAMA (2-9-02)	12
19. FLORIDA (1-10-01)	12
20. Rutgers (11-27-99)	12
21. TROY STATE (12-5-95)	12
22. at Alabama (1-19-08)	12

3-POINT FIELD GOALS ATT.

Opponent (Date)	FGA
1. at Alabama (2-21-09)	35
2. NICHOLLS STATE (11-21-04)	35
3. at Auburn (2-14-09)	34
4. AUBURN (2-11-95)	34
5. TROY (12-10-05)	33
6. UCLA (3-23-95)	32
7. at Auburn (3-1-95)	31
8. at Tennessee (2-25-09)	30
9. AUBURN (2-28-09)	30
10. FLORIDA STATE (3-20-07)	30
11. ALABAMA (3-4-07)	30
12. at Alabama (2-7-07)	30
13. AUBURN (3-2-04)	30
14. LSU (1-24-01)	30
15. Miami, FL (12-28-90)	30
16. at South Alabama (12-15-07)	30
17. McNEESE STATE (12-16-06)	29
18. New Orleans (12-16-03)	29
19. Texas (12-28-98)	29
20. Tennessee (3-8-91)	29
21. vs. Tennessee (3-15-09) SECT	28
22. at Georgia (2-24-07)	28
23. SANTA CLARA (12-3-05)	28
24. ALABAMA (3-5-05)	28
25. Vanderbilt (3-9-00)	28
26. Syracuse (3-30-96)	28
27. ALABAMA (3-4-95)	28
28. at Arkansas (1-11-95)	28
29. at Montana (12-3-94)	28
30. at Tennessee (1-16-93)	28

FREE THROWS MADE

Opponent (Date)	FTM
1. LSU (2-11-09)	41
2. AUBURN (2-19-73)	40
3. SOUTHEASTERN LA. (12-1-88)	39
4. at Arkansas (12-13-52)	39
5. Old Dominion (1-1-97)	36
6. DELTA STATE (1-1-63)	36
7. Hawaii (1-3-73)	35
8. NORTHEAST LOUISIANA (1-27-62)	35
9. FLORIDA (2-15-60)	35
10. GEORGIA TECH (1-10-59)	35
11. at Memphis State (1-27-56)	35
12. at Missouri (12-7-74)	34
13. George Washington (12-28-63)	34
14. at Vanderbilt (1-13-62)	34
15. at Florida (2-16-57)	34
16. ARKANSAS STATE (12-8-01)	33
17. Louisiana-Lafayette (12-28-00)	33
18. OLE MISS (1-11-79)	33
19. at Tennessee (2-10-62)	33
20. ARKANSAS (2-27-02)	32
21. OLE MISS (1-27-01)	32
22. AUBURN (1-3-93)	32
23. SOUTHERN MISSISSIPPI (12-2-76)	32
24. at Georgia (1-29-73)	32
25. VANDERBILT (1-14-61)	32
26. SPRING HILL (12-13-60)	32

FREE THROWS ATTEMPTED

Opponent (Date)	FTA
1. at Arkansas (12-13-52)	58
2. SOUTHEASTERN LA. (12-1-88)	56
3. LSU (2-11-09)	52
4. Tennessee (3-10-94)	51
5. OLE MISS (2-12-94)	50
6. at Memphis State (1-27-56)	49
7. ARKANSAS-LITTLE ROCK (11-21-01)	48
8. AUBURN (2-19-73)	48
9. at LSU (1-30-60)	48
10. NORTHWESTERN STATE (11-29-97)	47
11. Old Dominion (1-1-97)	47
12. at Vanderbilt (1-13-62)	47
13. OLE MISS (1-11-79)	46
14. SOUTHERN MISSISSIPPI (12-2-76)	46
15. at Georgia (2-20-61)	46
16. ARKANSAS (2-27-02)	45
17. OLE MISS (1-14-95)	45
18. at LSU (2-22-57)	45
19. at Florida (2-16-57)	45
20. ARKANSAS STATE (12-8-01)	44
21. OLE MISS (1-27-01)	44
22. AUBURN-MONTGOMERY (11-27-81)	44
23. Hawaii (1-3-73)	44
24. George Washington (12-28-63)	44
25. at LSU (2-3-62)	44
26. GEORGIA TECH (1-10-59)	44
27. KENTUCKY (2-11-57)	44
28. UNION (11-30-56)	44
29. at LSU (2-4-56)	44

ASSISTS

Opponent (Date)	Ast
1. CHICAGO STATE (12-4-75)	34
2. TROY STATE (11-30-93)	32
3. Cincinnati (11-30-79)	32
4. NORTHEAST MISSOURI ST. (12-9-76)	32
5. Louisiana-Monroe (12-15-01)	31
6. TROY STATE (12-5-95)	31
7. ALCORN STATE (12-18-90)	30
8. LSU (2-15-75)	30
9. SAMFORD (12-5-73)	30
10. FLORIDA TECH (2-8-94)	28
11. TENNESSEE TECH (11-26-90)	28
12. MISSOURI WESTERN (1-27-76)	28
13. LSU (1-19-76)	28

BLOCKED SHOTS

Opponent (Date)	BS
1. GEORGIA (1-12-08)	16
2. Fairleigh Dickinson (11-22-08)	15
3. CENTENARY (11-15-09)	15
4. New Orleans (12-21-06)	15
5. KENTUCKY (1-15-08)	15
6. NE MISSOURI ST. (12-9-76)	14
7. at Kentucky (2-3-09)	13
8. NORTH ALABAMA (11-19-08)	13
9. LOUISIANA-MONROE (11-17-08)	12
10. Loyola Marymount (12-19-07)	12
11. Miami [FL] (12-13-07)	12
12. ALABAMA (3-4-07)	12
13. FLORIDA (2-1-05)	12
14. Northwestern State (11-21-98)	12
15. BRIGHAM YOUNG (12-2-95)	12
16. MISSOURI-KANSAS CITY (2-2-94)	12

STEALS

Opponent (Date)	Stl
1. SAMFORD (12-29-75)	27
2. SOUTHWESTERN LA. (12-6-75)	27
3. NICHOLLS STATE (11-17-01)	20
4. SOUTHEASTERN LA. (12-1-88)	19
5. SOUTHERN MISSISSIPPI (12-11-84)	19
6. Prairie View A&M (11-29-91)	18
7. TENNESSEE-MARTIN (11-27-91)	18



MSU TEAM SEASON HIGHS

GAMES PLAYED

GP	Season
1. 36	2008-09
2. 35	2006-07
35	2001-02
4. 34	2007-08
34	2004-05
34	1995-96
7. 33	1998-99
8. 31	2002-03
31	2000-01
10. 30	2005-06
30	2003-04
30	1999-00
30	1997-98
30	1996-97
30	1994-95
30	1989-90
30	1985-86

WINS

W	Season
1. 27	2001-02
2. 26	2003-04
26	1995-96
4. 24	1961-62
24	1958-59
6. 23	2008-09
23	2007-08
23	2004-05
8. 22	1994-95
22	1962-63
10. 21	2006-07
21	2002-03
12. 20	1998-99
20	1990-91
20	1957-58

SEC WINS

W	Season
1. 14	2003-04
2. 13	1990-91
13	1977-78
13	1961-62
13	1958-59
13	1942-43
7. 12	2007-08
12	1994-95
12	1962-63
10. 11	1978-79
11	1960-61
12. 10	2001-02
10	1995-96
10	1965-66

LOSSES

L	Season
1. 22	1985-86
2. 21	1986-87
3. 19	1983-84
19	1981-82
19	1980-81
6. 18	1996-97
18	1969-70
8. 17	1974-75
17	1968-69
17	1967-68
17	1963-64
17	1954-55

SEC LOSSES

L	Season
1. 15	1986-87
15	1985-86
15	1980-81
15	1969-70
5. 14	1983-84
14	1981-82
14	1972-73
8. 13	1974-75
13	1967-68
13	1945-46

WINNING PERCENTAGE

Pct	(W-L)	Season
1. .960	(24-1)	1961-62
.960	(24-1)	1958-59
3. .867	(26-4)	2003-04
4. .800	(20-5)	1957-58
5. .786	(22-6)	1962-63
6. .771	(27-8)	2001-02
7. .765	(26-8)	1995-96
8. .760	(19-6)	1960-61
9. .733	(22-8)	1994-95
10. .708	(17-7)	1926-27

SEC WINNING PERCENTAGE

Pct	(W-L)	Season
1. .929	(13-1)	1961-62
.929	(13-1)	1958-59
3. .875	(14-2)	2003-04
4. .857	(12-2)	1962-63
5. .786	(11-3)	1960-61
6. .750	(12-4)	2007-08
.750	(12-4)	1994-95
8. .722	(13-5)	1990-91
.722	(13-5)	1977-78
10. .650	(13-7)	1942-43
11. .643	(9-5)	1957-58
.643	(9-5)	1956-57
.643	(9-5)	1935-36

POINTS SCORED

Pts	Season
1. 2692	2006-07
2. 2677	2008-09
3. 2582	2001-02
4. 2489	2007-08
5. 2484	1995-96
6. 2466	2004-05
7. 2342	1990-91
8. 2323	2000-01
9. 2318	2003-04
2318	1989-90
11. 2279	1998-99

SCORING AVERAGE

Avg	Season
1. 84.8	1956-57
2. 81.0	1974-75
3. 80.8	1990-91
4. 80.1	1976-77
5. 77.9	1973-74
6. 77.7	1972-73
7. 77.3	1975-76
8. 77.3	2003-04
77.3	1989-90
10. 77.0	1960-61

FIELD GOALS MADE

FGM	Season
1. 951	2006-07
2. 943	2001-02
3. 892	1978-79
4. 890	2008-09
5. 885	2007-08
6. 881	1995-96
7. 870	2004-05
870	1974-75
9. 859	1990-91
10. 854	1976-77

FIELD GOALS ATTEMPTED

FGA	Season
1. 2071	2006-07
2. 2058	2008-09
3. 1965	2001-02
1965	1955-56
5. 1958	2004-05
6. 1922	2007-08
7. 1898	1998-99
8. 1890	2000-01
9. 1883	1976-77
10. 1859	1974-75

FIELD GOAL PERCENTAGE

Pct	Season
1. .513	1978-79
2. .512	1984-85
3. .508	1982-83
4. .500	1981-82
5. .494	1988-89
6. .486	1973-74
7. .483	1977-78
8. .482	1991-92
9. .481	1975-76
10. .480	1990-91
.480	2001-02



Barry Stewart and his 2008-09 teammates combined for 2,677 points, second-highest in school history.

MSU TEAM SEASON HIGHS



3-POINT FIELD GOALS MADE :

FGM	Season
1. 296	2008-09
2. 275	2006-07
3. 240	1994-95
4. 235	2007-08
5. 214	1995-96
6. 200	1999-00

3-POINT FIELD GOALS ATT.

FGA	Season
1. 819	2008-09
2. 775	2006-07
3. 703	2007-08
4. 643	1994-95
5. 596	1998-99
6. 593	1999-00

3-POINT FIELD GOAL PCT.

Pct	Season
1. .384	1995-96
2. .375	1992-93
3. .373	1994-95
4. .370	1991-92
5. .365	1987-88

FREE THROWS MADE

FTM	Season
1. 603	1956-57
2. 601	2008-09
3. 534	1960-61
4. 532	1958-59
5. 527	2004-05
6. 521	1989-90
7. 518	1962-63
8. 515	2006-07
508	1995-96
10. 504	2001-02

FREE THROWS ATTEMPTED

FTA	Season
1. 882	1956-57
2. 847	2008-09
3. 792	2004-05
4. 774	2006-07
5. 772	2001-02
6. 771	1993-94
7. 749	1960-61
749	2007-08
9. 730	1971-72
10. 729	1962-63

FREE THROW PERCENTAGE

Pct	Season
1. .769	1967-68
2. .760	1958-59
3. .757	1973-74
4. .750	1961-62
5. .734	1957-58
6. .730	1970-71
7. .724	1972-73
8. .723	1983-84
9. .723	1964-65
10. .719	1969-70

REBOUNDS

Rebs	Season
1. 1389	2004-05
2. 1385	2007-08
1385	2008-09
4. 1364	2006-07
5. 1359	2001-02
6. 1332	1998-99
1332	1962-63
8. 1325	1995-96
9. 1277	2000-01
10. 1263	1956-57

REBOUNDING AVERAGE

Avg	Season
1. 50.5	1956-57
2. 49.0	1961-62
3. 47.6	1962-63
4. 46.8	1965-66
5. 46.2	1960-61
6. 46.2	1955-56
7. 45.9	1976-77
8. 43.3	1967-68
9. 43.0	1957-58
10. 42.7	1974-75

OFFENSIVE REBOUNDS

OR	Season
1. 496	2000-01
2. 492	2004-05
3. 456	2001-02
4. 444	2003-04
5. 443	2006-07
6. 411	1998-99
7. 410	2007-08
8. 408	2008-09
9. 402	2005-06
10. 388	2002-03

DEFENSIVE REBOUNDS

DR	Season
1. 977	2008-09
2. 975	2007-08
3. 921	2006-07
4. 903	2001-02
5. 897	2004-05
6. 845	1995-96
7. 820	1998-99
8. 787	2003-04
9. 781	2000-01
10. 771	1994-95
11. 766	2005-06
766	1993-94

ASSISTS

Ast	Season
1. 566	2001-02
2. 520	1995-96
3. 513	1990-91
4. 512	2006-07
5. 483	1992-93
483	1975-76
7. 477	1976-77
8. 475	2004-05
9. 469	1994-95
10. 468	1991-92

BLOCKED SHOTS

BS	Season
1. 271	2008-09
2. 267	2007-08
3. 222	2006-07
4. 175	1995-96
5. 151	1976-77
6. 144	1993-94
7. 141	1994-95
8. 136	2005-06
9. 132	2003-04
10. 123	2001-02

STEALS

Stl	Season
1. 294	2001-02
2. 280	2003-04
3. 268	2002-03
4. 255	1991-92
5. 250	2008-09
6. 245	2006-07
7. 239	1992-93
8. 237	1975-76
9. 233	1990-91
10. 232	2004-05

DUNKS

D	Season
1. 145	2007-08
2. 116	2002-03
3. 113	1995-96
4. 110	2006-07
5. 105	2008-09
6. 103	1993-94
7. 98	2003-04
8. 96	2005-06
96	2001-02
10. 88	2000-01

TURNOVERS

TO	Season
1. 583	2001-02
583	1995-96
3. 541	1991-92
4. 536	1998-99
536	1993-94
6. 525	1996-97
7. 520	2005-06
8. 518	1975-76
518	2008-09
10. 509	1976-77
509	2007-08

PERSONAL FOULS

PF	Season
1. 621	2001-02
2. 610	1976-77
3. 605	2000-01
4. 604	2008-09
5. 602	1998-99
6. 601	2006-07
7. 600	1993-94
8. 598	1980-81
9. 591	1989-90
10. 582	1990-91



MSU TEAM STATISTICAL TRENDS

Season (Record)	GP	FGM-FGA	FG%	3GM-3GA	3G%	FTM-FTA	FT%	Rebs-Avg	PF-D	Ast	TO	BS	Stl	Pts-Avg
1956-57 MSU (17-8)	25	759-1774	.428			603-882	.684	1263-50.5	527					2121-84.8
	25	641-1881	.341			643-897	.717	1063-42.5	533					1924-77.0
1957-58 MSU (20-5)	25	674-1628	.414			495-674	.734	1076-43.0	464					1843-73.7
	25	584-1687	.346			402-624	.644	870-34.8	477					1568-62.7
1958-59 MSU (24-1)	25	663-1453	.456			532-700	.760	1012-40.5#	422					1858-74.3
	25	544-1491	.365			393-577	.681	707-28.3	495					1478-59.1
1959-60 MSU (12-13)	25	622-1516	.410			430-620	.694	971-38.8	453					1673-66.9
	25	609-1508	.404			441-611	.722	953-38.1	446					1659-66.4
1960-61 MSU (19-6)	25	696-1574	.442			534-749	.713	1156-46.2	515					1925-77.0*
	25	572-1474	.388			493-685	.720	948-37.9	492					1636-65.4
1961-62 MSU (24-1)	25	711-1682	.423			498-664	.750	1225-49.0	432					1920-76.8
	25	588-1634	.360			366-526	.696	958-38.3	488					1537-61.5
1962-63 MSU (22-6)	28	793-1772	.448			518-729	.711	1332-47.6	533					2104-75.1
	28	678-1696	.400			519-780	.665	1136-40.6	547					1875-67.0
1963-64 MSU (9-17)	26	720-1725	.417			373-520	.717	1045-40.2	467					1813-69.7
	26	705-1637	.431			447-623	.717	1216-46.8	421					1857-71.4
1964-65 MSU (10-16)	26	733-1714	.428			438-606	.723	1034-39.8	499					1904-73.2
	26	783-1728	.453			460-642	.717	1104-42.5	466					2026-77.9
1965-66 MSU (14-11)	25	739-1687	.438			388-544	.713	1170-46.8	467					1866-74.6
	25	713-1654	.431			402-550	.731	1028-41.1	446					1828-73.1
1966-67 MSU (14-11)	25	667-1496	.446			435-618	.704	1048-41.9	465					1769-70.8
	25	646-1463	.442			430-584	.736	971-38.8	470					1722-68.9
1967-68 MSU (9-17)	26	676-1635	.413			496-645	.769	1127-43.3	493					1848-71.1
	26	769-1776	.433			446-618	.722	1160-44.6	495					1984-76.3
1968-69 MSU (8-17)	25	668-1651	.405			409-569	.719	957-38.3	464					1745-69.8
	25	777-1656	.469			440-605	.727	1213-48.5	445					1994-79.8
1969-70 MSU (6-18)	24	695-1693	.411			379-527	.719	1023-42.6	443	310				1769-73.7
	24	753-1675	.450			417-580	.719	1198-49.9	410	306				1923-80.1
1970-71 MSU (15-10)	25	668-1479	.452			474-649	.730	877-35.1	487	335				1810-72.4
	25	675-1426	.473			450-614	.733	994-39.8	505	278				1800-72.0
1971-72 MSU (13-13)	26	712-1670	.426			480-730	.658	1087-41.8	565	294				1904-73.2
	26	694-1528	.454			559-801	.698	1152-44.3	558	333				1947-74.9
1972-73 MSU (11-15)	26	812-1813	.448			397-548	.724	1030-39.6	545	389				2021-77.7
	26	829-1780	.466			411-539	.763	1118-43.0	575	476				2069-79.6
1973-74 MSU (16-10)	26	825-1698	.486			374-494	.757	1047-40.3	555	411				2024-77.8
	26	796-1710	.465			374-540	.693	1016-39.1	538	372				1932-74.3
1974-75 MSU (9-17)	26	870-1859	.468			366-538	.680	1110-42.7	575	404	501	42	146	2106-81.0
	26	911-1852	.492			417-584	.714	1079-41.5	560	436	433	74	148	2239-86.1
1975-76 MSU (13-13)	26	828-1720	.481			353-531	.665	1050-40.4	524	483	518	121	237	2009-77.3
	26	795-1675	.475			360-520	.692	971-37.3	542	478	516	109	202	1950-75.0
1976-77 MSU (14-13)	27	854-1883	.454			454-657	.691	1240-45.9*	610	477	509	151	204	2162-80.1
	27	782-1776 *	.440			449-658	.682	1097-40.6	622	460	533	72	214	2013-74.6
1977-78 MSU (18-9)	27	768-1590	.483			379-582	.651	1036-38.4	496	417	467	108	222	1915-70.9
	27	728-1575	.462			357-488	.732	892-33.0	570	398	417	102	195	1813-67.1*
1978-79 MSU (19-9)	28	892-1739	.513			359-546	.658	1063-38.0	542	437	423	101	187	2143-76.5
	28	806-1716	.470			348-490	.710	924-33.0	567	432	439	70	162	1960-70.0
1979-80 MSU (13-14)	27	827-1779	.465			355-516	.688	1134-42.0*	547	394	420	109	168	2009-74.4
	27	820-1766	.464			390-554	.704	1004-37.2	500	459	361	70	176	2030-75.2
1980-81 MSU (8-19)	27	726-1532	.474			342-534	.640	1008-37.3	598	350	426	74	124	1794-66.4
	27	731-1496	.489			438-654	.670	876-32.4	540	384	347	39	173	1900-70.4
1981-82 MSU (8-19)	27	539-1077	.500			259-403	.643	581-21.5	484	322	407	51	179	1337-49.5
	27	599-1138	.526			354-499	.709	708-26.2	484	333	361	50	199	1552-57.5
1982-83 MSU (17-12)	29	791-1558	.508			419-589	.711	893-30.8	561	415	431	94	221	2001-69.0
	29	743-1502	.495			372-551	.675	884-30.5	578	393	467	65	169	1858-64.1
1983-84 MSU (9-19)	28	627-1327	.472			332-459	.723	750-26.8	511	370	397	43	186	1586-56.6
	28	662-1331	.497			355-503	.706	786-28.1	* 475	368	388	55	194	1679-60.0

2009-10 BULLDOG BASKETBALL

MSU TEAM STATISTICAL TRENDS



Season (Record)	GP	FGM-FGA	FG%	3GM-3GA	3G%	FTM-FTA	FT%	Rebs-Avg	PF-D	Ast	TO	BS	Stl	Pts-Avg
1984-85 MSU	28	755-1476	.512			298-444	.671	787-28.1	521	453	376	60	218	1808-64.6
(13-15) OPP	28	724-1431	.506			344-498	.691	843-30.1*	472	365	391	57	209	1792-64.0
1985-86 MSU	30	757-1608	.471			304-443	.686	881-29.4	520	441	441	53	187	1818-60.6
(8-22) OPP	30	817-1590	.514			364-506	.719	910-30.3	477	458	401	62	219	1998-66.6
1986-87 MSU	28	652-1553	.420	58-211	.275	250-370	.676	914-32.6	469-18	360	391	23	142	1612-57.6
(7-21) OPP	28	722-1467	.492	106-233	.455	283-427	*.663	924-33.0	376-11	313	347	85	176	1834-65.5*
1987-88 MSU	29	694-1587	.437	100-274	.365	320-482	.664	981-33.8	540-8	329	492	86	195	1808-62.4
(14-15) OPP	29	694-1585	.438	89-283 *	.315	408-578	.706	1009-34.8	491-10	331	460	71	244	1885-65.0*
1988-89 MSU	28	787-1593	.494	88-270	.326	406-591	.687	967-34.5	566-18	401	390	71	183	2068-73.9
(13-15) OPP	28	753-1607	.469	119-328	.363	465-649	.717	944-33.7	552-20	402	363	67	188	2090-74.6
1989-90 MSU	30	825-1756	.470	147-419	.351	521-727	.717	1122-37.4	591-13	432	440	86	195	2318-77.3
(16-14) OPP	30	809-1794	.451	150-390	.385	475-677	.702	1064-35.5	618-15	418	420	73	185	2243-74.8
1990-91 MSU	29	859-1789	.480	133-395	.337	491-704	.697	1104-38.1	582-14	513	461	71	233	2342-80.8
(20-9) OPP	29	808-1801	.449	156-432	.361	401-647	*.620	1081-37.3	605-14	436	504	89	228	2173-74.9
1991-92 MSU	28	817-1695	.482	114-308	.370	407-648	.628	1091-39.0	549-14	468	541	77	255	2155-77.0
(15-13) OPP	28	772-1729	.447	133-423	.314	434-649	.669	1003-35.8	555-13	434	488	81	265	2111-75.4
1992-93 MSU	29	772-1705	.453	134-357	.375	356-530	.672	1031-35.6	576-21	483	474	104	239	2034-70.1
(13-16) OPP	29	772-1713	.451	130-395	.329	475-707	.672	1072-37.0	520-8	400	461	105	229	2149-74.1
1993-94 MSU	29	785-1719	.457	141-452	.312	474-771	.615	1196-41.2	600-16	457	536	144	214	2185-75.4
(18-11) OPP	29	709-1812	*.391	171-528	.324	470-740	.635	1140-39.3	619-25	356	488	106	280	2059-71.0
1994-95 MSU	30	766-1721	.445	240-643	.373	429-618	.694	1184-39.5	544-9	469	492	141	202	2201-73.4
(22-8) OPP	30	698-1821	.383	168-553	.304	373-568	.657	1097-36.6	560-12	343	453	103	226	1937-64.6
1995-96 MSU	34	881-1842	.478	214-558	.384	508-714	.712	1325-39.0	553-6	520	583	175	222	2484-73.1
(26-8) OPP	34	803-2084	*.385	241-741	.325	383-543	.705	1110-32.7*	627-17	388	465	94	267	2230-65.6
1996-97 MSU	30	698-1653	.422	137-410	.334	441-646	.683	1114-37.1	492-15	391	525	107	187	1974-65.8
(12-18) OPP	30	757-1867	.406	194-622	.312	345-499	.691	1158-38.6	577-18	362	465	97	266	2053-68.4
1997-98 MSU	30	806-1774	.454	136-426	.319	383-605	.633	1112-37.1	528-13	437	421	90	204	2131-71.0
(15-15) OPP	30	731-1763	.415	200-592	.338	391-552	.708	1089-36.3	544-10	331	446	89	195	2053-68.4
1998-99 MSU	33	838-1898	.442	182-596	.305	421-647	.651	1332-40.4	602-15	443	536	119	201	2279-69.1
(20-13) OPP	33	786-1970	.399	184-608	*.303	373-558	.669	1122-34.0	584-16	347	446	123	239	2129-64.5
1999-00 MSU	30	803-1772	.453	200-593	.337	362-541	.669	1113-37.1	521-14	385	456	105	184	2168-72.3
(14-16) OPP	30	770-1776	.434	196-563	.348	377-540	.698	1019-34.0	510-11	395	392	120	205	2113-70.4
2000-01 MSU	31	845-1890	.447	176-551	.319	457-693	.659	1277-41.2	605-12	424	479	91	205	2323-74.9
(18-13) OPP	31	769-1811	.425	226-665	.340	426-620	.687	1031-33.3*	621-18	385	452	116	200	2190-70.6
2001-02 MSU	35	943-1965	*.480	192-551	.348	504-772	.653	1359-38.8	621-10	566	583	123	294	2582-73.8
(27-8) OPP	35	854-2072	.412	214-710	.301	412-599	.688	1133-32.4	693-19	398	550	95	275	2334-66.7
2002-03 MSU	31	806-1718	.469	173-507	.341	366-543	.674	1148-37.0	490-8	445	479	116	*268	2151-69.4
(21-10) OPP	31	670-1672	*.401	192-587	*.327	320-476	.672	957-30.9	530-7	304	491	90	235	1852-59.7*
2003-04 MSU	30	822-1766	.465	198-559	.354	476-717	.664	1231-41.0*	489-6	416	458	132	*280	2318-77.3*
(26-4) OPP	30	727-1769	.411	214-599	.357	329-511	.644	992-33.1	584-9	350	490	100	217	1997-66.6
2004-05 MSU	34	870-1958	.444	199-590	.337	527-792	.665	1389-40.9*	532-5	475	503	114	232	2466-72.5
(23-11) OPP	34	819-2001	.409	229-722	.317	378-560	.675	1101-32.4	646-16	453	460	109	266	2245-66.0
2005-06 MSU	30	748-1682	.445	167-532	.314	380-600	.633	1168-38.9	530-10	330	520	136	186	2043-68.1
(15-15) OPP	30	731-1785	.410	226-675	.335	370-578	.640	1041-34.7	558-13	425	420	94	263	2058-68.6
2006-07 MSU	35	951-2071	.459	275-775	.355	515-774	.665	1364-39.0*	601-15	512	491	*222	245	2692-76.9
(21-14) OPP	35	856-2125	*.403	237-740	.320	449-641	.700	1266-36.2	644-13	459	502	143	238	2398-68.5
2007-08 MSU	34	885-1922	.460	235-703	.334	484-749	.646	1385-40.7*	568-13	448	509*	267	199	2489-73.2
(23-11) OPP	34	790-2137	*.370	238-751	.317	410-599	.684	1245-36.6	653-20	399	422	115	255	2228-65.5*
2008-09 MSU	36	890-2058	.432	296-819	.361	601-847	.710	1385-38.5	604-11	447	518	271	250	2677-74.4
(23-13) OPP	36	903-2296	.393	236-701	.337	437-672	.650	1419-39.4	709-16	388	418	114	246	2479-68.9

*- Southeastern Conference leader; #- NC

2009-10 BULLDOG BASKETBALL



HUMPHREY COLISEUM RECORDS

INDIVIDUAL RECORDS

Most Points Scored:

MSU: 40, Rickey Brown vs. Auburn (3-7-77)
Opp.: 42, John Stroud (Ole Miss, 1-11-79)

Most Field Goals Made:

MSU: 18 (22 att.), Rickey Brown vs. Auburn (3-7-77)
Opp.: 16 (28 att.), John Stroud (Ole Miss, 1-11-79)

Most Field Goals Attempted:

MSU: 31 (made 13), Rickey Brown vs. Georgia (2-19-77)
Opp.: 28 (made 12), Joe Harvell (Ole Miss, 1-11-92); 28 (made 16), John Stroud (Ole Miss, 1-11-79)

Highest Field Goal Percentage (Min. 10 att.):

MSU: .909 (10-of-11), Trey Moore vs. Loyola [New Orleans] (12-14-96); Ervin Dillon vs. Delta State (12-1-84)
Opp.: .917 (11-of-12), Jack Givens (Kentucky, 1-31-77)

Most 3-Point Field Goals Made:

MSU: 8 (15 att.), Winsome Frazier vs. UMKC (11-23-04); 8 (11 att.), Marckell Patterson vs. Florida (1-10-01); 8 (17 att.), Darryl Wilson vs. Alabama (3-4-95)
Opp.: 9 (13 att.), Isaiah Swann (Florida St., 3-20-07); 9 (18 att.), Brad Boyd (Louisiana-Lafayette, 11-23-02)

Most 3-Point Field Goals Attempted:

MSU: 17 (made 8), Darryl Wilson vs. Alabama (3-4-95)
Opp.: 19 (made 7), Edward Garriet (McNeese State, 12-1-03)

Highest 3-Point Field Goal Pct. (Min. 4 att.):

MSU: 1.000 (4-of-4), Ontario Harper vs. LSU (1-26-02); Marckell Patterson vs. Montana State (12-9-00)
Opp.: 1.000 (4-of-4), Brian Beshara (LSU, 1-24-01); Chris Walker (Arkansas, 2-12-00); Franklin Williams (Auburn, 2-26-97); Jamie Ross (Eastern Kentucky, 12-11-90); Aundrae Davis (Auburn, 1-10-87)

Most Free Throws Made:

MSU: 14 (18 att.), Lawrence Roberts vs. Ole Miss (2-7-04); 14 (17 att.), Chuck Evans vs. Kentucky (2-19-92)
Opp.: 18, Kenny Higgs (LSU, 1-2-78)

Most Free Throws Attempted:

MSU: 19 (made 13), Carl Nichols vs. Southeastern Louisiana (12-1-88)
Opp.: 23 (made 17), Calvin Natt (Northeast Louisiana, 12-5-77)

Highest Free Throw Percentage (Min. 10 att.):

MSU: 1.000 (11-of-11), Lawrence Roberts vs. Florida A&M (12-20-04); 1.000 (10-of-10), Barry Stewart vs. Auburn (1-20-07); Tyrone Washington vs. Texas Southern (12-17-96); Tony Watts vs. Jacksonville (12-14-91)
Opp.: 1.000 (12-of-12), Phil Cox (Vanderbilt, 1-2-82); 1.000 (11-of-11), Phillip Williams (Winthrop, 11-18-06)

Most Rebounds:

MSU: 24, Wiley Peck vs. Alabama (1-27-79)
Opp.: 25, Calvin Natt (NE La., 12-5-77)

Most Assists:

MSU: 15, Al Perry vs. Vanderbilt (1-29-77)
Opp.: 17, Kenny Higgs (LSU, 1-19-76)

Most Blocked Shots:

MSU: 10, Jarvis Varnado vs. SE-LA (12-8-07); vs. Georgia (1-12-08); vs. Kentucky (1-15-08)
Opp.: 7, Nick Davis (Arkansas, 1-31-98)

Most Steals:

MSU: 8, Gary Hooker vs. Samford (12-29-75) & vs. Southwestern Louisiana (12-6-75)
Opp.: 6, Tyronn Mitchell (Northwestern State, 11-26-05); Desmond Cambridge (Alabama A&M, 11-28-01); T. J. Pugh (LSU, 3-2-91); Darryl Joe (LSU, 1-25-87); Eric Laird (Ole Miss, 1-19-85); Trumaine Johnson (San Diego, 12-30-08).

Most Turnovers:

MSU: 10, Charles Rhodes vs. Nicholls (11-11-06); Al Perry vs. SW Louisiana (12-6-75)
Opp.: 10, John Best (Tennessee Tech, 1-5-93)

TEAM RECORDS

Most Points Scored:

MSU: 123 vs. Troy State (12-5-95)
Opp.: 106 by Vanderbilt (OT, 12-6-79)

Fewest Points Scored:

MSU: 20 vs. Georgia (1-13-82)
Opp.: 26 by Georgia (1-13-82)

Most Points Scored (Both Teams):

216, MSU (110) vs. Vanderbilt (106) in OT (12-6-79)

Fewest Points Scored (Both Teams):

46, Georgia (26) vs. MSU (20), 1-13-82

Largest Margin of Victory for MSU:

66 pts, MSU (98) vs. Loyola [New Orleans] (32), 12-14-96

Largest Margin of Defeat for MSU:

41 pts, Vanderbilt (80) vs. MSU (39), 2-27-93

Most Field Goals Made:

MSU: 48 (84 att.) vs. Chicago State (12-4-75)
Opp.: 43 (86 att.) by Vanderbilt (OT, 12-6-79)

Most Field Goals Attempted:

MSU: 87 vs. Texas (12-11-76); vs. Kentucky Wesleyan (11-27-76)
Opp.: 93 (made 30) by Troy State (11-30-93)

Highest Field Goal Percentage:

MSU: .707 (29-of-41) vs. B'Ham-Southern (12-1-81)
Opp.: .692 (27-of-39) by Kentucky (2-25-81)

Most 3-Point Field Goals Made:

MSU: 16 (29 att.) vs. Arkansas (2-7-09)
Opp.: 17 (45 att.) by Troy (12-10-05)

Most 3-Point Field Goals Attempted:

MSU: 35 (made 13) vs. Nicholls (11-21-04)
Opp.: 45 (made 17) by Troy (12-10-05)

Highest 3-Point Field Goal Pct. (Min. 10 att.):

MSU: .800 (8-of-10) vs. UT-Martin (11-27-91)
Opp.: .727 (8-of-11) by Auburn (2-19-94)

Most Free Throws Made:

MSU: 41 (52 att.) vs. LSU (2-11-09)
Opp.: 29 (36 att.) by LSU (2-20-84)

Most Free Throws Attempted:

MSU: 56 (made 39) vs. SE-LA (12-1-88)
Opp.: 41 by Kentucky (2-19-92)

Highest Free Throw Percentage (Min. 14 att.):

MSU: 1.000 (14-of-14) vs. Alabama (2-2-85)
Opp.: 1.000 (19-of-19) by Kentucky (1-10-83)

Most Rebounds:

MSU: 75 vs. Mississippi Valley St. (11-21-00)
Opp.: 54 by Troy State (11-30-93)

Most Assists:

MSU: 34 vs. Chicago State (12-4-75)
Opp.: 33 by Kentucky (1-23-80)

Most Blocked Shots:

MSU: 16 vs. Georgia (1-12-08)
Opp.: 10 by Kentucky (1-15-02); by Mississippi Valley State (11-21-00)

Most Steals:

MSU: 27 vs. Samford (12-29-75); vs. Southwestern Louisiana (12-6-75)
Opp.: 23 by Alabama (1-15-77); by LSU (1-19-76)

Most Turnovers:

MSU: 31 vs. Auburn (2-19-79)
Opp.: 37 by Southern Mississippi (12-2-76)

Most Overtimes:

4, MSU (104) vs. Ole Miss (102), 1-24-90

Most Consecutive Wins:

14, 1-22-03 to 1-10-04

Most Consecutive SEC Wins:

9, 1-23-78 to 1-15-79

Most Consecutive Losses:

6, 12-10-85 to 1-15-86

Most Consecutive SEC Losses:

7, 2-11-81 to 1-20-82

LARGEST CROWDS AT "THE HUMP"

Crowd	Opponent	Date
10,735	Ole Miss	(2-7-04)
10,645	Ole Miss	(2-23-02)
10,541	Florida	(1-7-03)
10,458	Auburn	(3-2-04)
10,437	Alabama	(2-21-04)
10,432	Alabama	(3-5-05)
10,432	Kentucky	(1-13-04)
10,429	Ole Miss	(2-15-03)
10,421	Ole Miss	(1-26-08)
10,412	Ole Miss	(1-31-09)
10,338	Florida	(1-24-07)
10,315	Kentucky	(1-9-96)
10,303	LSU	(3-2-91)
10,299	Alabama	(1-14-09)
10,242	Ole Miss	(2-26-05)
10,232	Tennessee	(1-28-04)
10,226	Ole Miss	(2-20-99)
10,194	Alabama	(1-27-79)
10,188	Ole Miss	(1-11-79)
10,178	Ole Miss	(1-22-83)
10,153	Louisiana Tech	(11-10-07)
10,150	Tennessee	(2-2-08)
10,107	Ole Miss	(1-19-85)
10,105	Vanderbilt	(1-12-91)
10,096	Arkansas	(2-16-08)
10,054	LSU	(2-25-04)
10,053	Ole Miss	(1-10-07)
10,046	LSU	(1-25-03)
10,012	Tennessee	(2-2-08)
10,006	Ole Miss-OT	(1-6-91)

HUMPHREY COLISEUM RECORDS



BIGGEST MSU WINS

+66	(98-32)	vs Loyola [N.O.] (12-14-96)
+55	(120-65)	vs Alcorn State (12-18-90)
+52	(113-61)	vs Southeastern La. (12-1-88)
+50	(123-73)	vs Troy State (12-5-95)
+49	(107-58)	vs NE Missouri State (12-9-76)
+45	(110-65)	vs Tennessee Tech (1-5-93)
+43	(121-78)	vs Southeastern La. (11-25-95)
+42	(100-58)	vs Alabama A&M (12-2-02)
+42	(102-60)	vs Alabama A&M (11-30-00)
+42	(94-52)	vs Ole Miss (1-14-95)
+41	(102-61)	vs North Alabama (11-19-08)
+40	(78-38)	vs Louisiana Tech (12-7-02)
+40	(107-67)	vs Ark.-Pine Bluff (11-23-99)
+40	(98-58)	vs Northwestern St. (1-16-95)
+40	(89-49)	vs Ky. Wesleyan (11-27-76)
+39	(106-67)	vs Southeastern La. (11-28-94)
+38	(84-46)	vs South Alabama (12-9-06)
+38	(97-59)	vs Centenary (11-29-89)
+38	(112-74)	vs Northwestern St. (12-4-82)
+37	(90-53)	vs Auburn (1-5-05)
+37	(92-55)	vs Florida A&M (11-19-01)
+37	(97-60)	vs Southeastern La. (12-12-98)
+37	(85-48)	vs LSU (2-11-98)

BIGGEST MSU LOSSES

-41	(39-80)	vs Vanderbilt (2-27-93)
-28	(56-84)	vs Florida (2-7-87)
-24	(63-87)	vs Tennessee (2-17-98)
-24	(59-83)	vs Kentucky (2-6-88)
-23	(65-88)	vs Tennessee (1-25-06)
-22	(67-89)	vs Kentucky (1-23-80)
-21	(55-76)	vs Alabama (2-4-87)
-19	(57-76)	vs Vanderbilt (1-28-87)
-19	(58-77)	vs Kentucky (2-6-84)
-18	(58-76)	vs Auburn (2-28-09)
-18	(68-86)	vs Georgia (2-6-02)
-18	(56-74)	vs Kentucky (1-9-96)
-18	(55-73)	vs Auburn (12-22-83)
-18	(53-71)	vs Alabama (1-6-82)
-16	(70-86)	vs Kentucky (1-22-94)
-16	(61-77)	vs Auburn (2-17-88)
-16	(56-72)	vs Auburn (1-11-86)

TOP MSU SCORING GAMES

• 123	vs Troy State (12-5-95)
• 121	vs Southeastern Louisiana (11-25-95)
• 120	vs Alcorn State (12-18-90)
• 118	vs Troy State (11-30-93)
• 113	vs Southeastern Louisiana (12-1-88)
• 113	vs Chicago State (12-4-75)
• 112	vs Centenary (11-29-89)
• 110	vs Tennessee Tech (1-5-93)
• 110	vs Vanderbilt-OT (12-6-79)
• 109	vs Tennessee Tech (11-26-90)
• 107	vs Arkansas-Pine Bluff (11-23-99)
• 107	vs Northeast Missouri State (12-9-76)

TOP OPP. SCORING GAMES

• 106	by Vanderbilt-OT (12-6-79)
• 102	by Ole Miss-4OT (1-24-90)
• 94	by LSU-2OT (2-11-09)
• 92	by Ole Miss-2OT (1-11-79)
• 92	by Kentucky (1-31-77)
• 91	by Auburn (3-2-04)
• 91	by Tennessee (1-16-02)
• 89	by Kentucky (2-19-92)
• 89	by Kentucky (1-23-80)
• 89	by Northeast Louisiana (12-5-77)
• 89	by Texas-OT (12-11-76)
• 88	by Tennessee (1-25-06)
• 88	by Tennessee (2-6-00)

TOP COMBINED SCORING GMS

• 216	MSU [110-OT] vs Vanderbilt [106] (12-6-79)
• 206	MSU [104-4OT] vs Miss. [102] (1-24-90)
• 201	MSU [118] vs Troy State [83] (11-30-93)
• 199	MSU [121] vs SE Louisiana [78] (11-25-95)
• 196	MSU [105] vs Auburn [91] (3-2-04)
• 196	MSU [123] vs Troy State [73] (12-5-95)
• 194	MSU [113] vs Chicago State [81] (12-4-75)
• 193	MSU [101-2OT] vs Ole Miss [92] (1-11-79)
• 191	MSU [94-2OT] vs LSU [97] (2-11-09)
• 186	MSU [112] vs Centenary [74] (11-29-89)
• 185	MSU [120] vs Alcorn State [65] (12-18-90)
• 185	MSU [109] vs Tenn. Tech [76] (11-26-90)

MSU VS. ALL OPPONENTS


Team	Record	Pct
Alabama	20-14	.588
Alabama A&M	4-0	1.000
Alabama State	2-0	1.000
UAB	1-2	.333
Alcorn State	1-1	.500
Arkansas	14-4	.778
Arkansas State	2-0	1.000
Arkansas-Little Rock	2-1	.667
Arkansas-Pine Bluff	1-0	1.000
Auburn	22-12	.647
Auburn-Montgomery	2-0	1.000
Austin Peay State	1-0	1.000
Ball State	1-0	1.000
Baylor	1-0	1.000
Belmont	1-0	1.000
Birmingham-Southern	4-0	1.000
Biscayne	1-0	1.000
Bradley	1-0	1.000
Brigham Young	1-0	1.000
Centenary	5-0	1.000
Charlotte	1-1	.500
Chattanooga	2-2	.500
Chicago State	1-0	1.000
Christian Brothers	3-0	1.000
Clemson	0-1	.000
Delta State	2-1	.667
Drake	1-0	1.000
East Carolina	1-0	1.000
East Tennessee State	1-0	1.000
Eastern Kentucky	1-0	1.000
Fairleigh Dickinson	1-0	1.000
Florida	13-12	.520
Florida A&M	2-0	1.000
Florida International	1-0	1.000
Florida State	1-0	1.000
Florida Tech	1-0	1.000
George Mason	1-0	1.000
Georgia	17-8	.680
Houston	1-1	.500
Illinois Wesleyan	1-0	1.000
Indiana State	1-0	1.000
Jackson State	2-0	1.000
Jacksonville	2-0	1.000
Jacksonville State	1-0	1.000
James Madison	0-1	.000
Kansas State	0-1	.000
Kentucky	9-16	.360
Kentucky Wesleyan	1-0	1.000
LSU	21-13	.618
Louisiana Tech	3-0	1.000
Louisiana-Lafayette	1-1	.500
Louisiana-Monroe	4-1	.800
Loyola [New Orleans]	1-0	1.000
Loyola Marymount	1-0	1.000
Mansfield State	1-0	1.000
McNeese State	4-0	1.000
Memphis	1-1	.500
Mercer	1-0	1.000
Miami [FL]	0-1	.000
Middle Tennessee State	1-0	1.000
Mississippi College	2-0	1.000
Mississippi Valley State	2-0	1.000
Missouri	1-0	1.000
Missouri-Kansas City	2-0	1.000
Missouri Western	1-0	1.000
Montana State	1-0	1.000
Morehead State	1-0	1.000
Murray State	1-0	1.000
New Orleans	3-0	1.000
Nicholls State	4-0	1.000
North Alabama	3-0	1.000
UNC Wilmington	1-0	1.000
Northeast Missouri State	2-0	1.000
Northwestern State	4-1	.800
Oklahoma	1-0	1.000
Old Dominion	1-0	1.000
Ole Miss	27-7	.794
Rice	1-0	1.000
Richmond	0-1	.000
Sam Houston State	1-0	1.000
Samford	2-0	1.000
San Diego	0-1	.000
Santa Clara	1-0	1.000
South Alabama	6-0	1.000
South Carolina	7-2	.778
South Carolina State	1-0	1.000
Southeast Missouri State	1-0	1.000
Southeastern Louisiana	8-1	.889
Southern Mississippi	6-0	1.000
Tennessee	13-12	.520
Tennessee Tech	3-0	1.000
Tennessee-Martin	5-1	.833
Texas	1-0	1.000
Texas A&M-Corpus Christi	1-0	1.000
Texas Christian	1-0	1.000
Texas-Pan American	1-0	1.000
Texas Southern	1-0	1.000
Troy	6-0	1.000
Tulane	1-0	1.000
Tulsa	0-1	.000
Vanderbilt	18-7	.720
Virginia Tech	1-0	1.000
Western Kentucky	2-0	1.000
Western New Mexico	1-0	1.000
Wichita State	0-1	.000
Winthrop	0-1	.000
Xavier	1-0	1.000
vs. 107 Opponents	341-131	.723

YEAR-BY-YEAR COLISEUM ATTENDANCE

Season	Overall	Average	SFC Gms	Average	Record (SFC)
1975-76	70,081	5,006	52,636	5,848	10-4 (5-4)
1976-77	76,232	5,082	53,268	5,919	11-4 (5-4)
1977-78	72,025	5,540	59,836	6,648	11-2 (8-1)
1978-79	99,906	7,136	72,073	8,008	11-3 (7-2)
1979-80	67,209	6,721	62,014	6,890	6-4 (5-4)
1980-81	48,214	4,018	39,426	4,381	6-6 (3-6)
1981-82	56,414	4,030	40,466	4,496	7-7 (3-6)
1982-83	68,416	5,263	57,169	6,352	11-2 (7-2)
1983-84	61,508	4,393	44,623	4,958	6-8 (3-6)
1984-85	89,370	6,384	64,639	7,182	11-3 (7-2)
1985-86	43,927	3,379	32,834	3,648	4-9 (3-6)
1986-87	40,715	2,908	31,284	3,476	7-7 (3-6)
1987-88	54,074	4,160	44,760	4,973	9-4 (5-4)
1988-89	74,344	5,719	60,406	6,712	9-4 (5-4)
1989-90	74,623	5,740	57,832	6,426	9-4 (5-4)
1990-91	102,072	7,852	81,047	9,005	12-1 (8-1)
1991-92	72,142	5,549	52,971	6,621	8-5 (4-4)
1992-93	61,172	4,706	45,257	5,657	10-3 (5-3)
1993-94	88,687	6,335	64,608	8,076	10-4 (5-3)
1994-95	80,681	6,723	64,804	8,101	11-1 (7-1)
1995-96	97,996	7,538	60,938	7,617	10-3 (6-2)
1996-97	74,275	5,305	50,327	6,291	10-4 (5-3)
1997-98	77,954	5,996	54,569	6,821	7-6 (2-6)
1998-99	70,257	5,018	53,647	6,706	12-2 (6-2)
1999-00	61,764	4,412	47,980	5,998	10-4 (4-4)
2000-01	77,654	4,568	49,030	6,129	13-4 (6-2)
2001-02	79,642	5,689	63,238	7,905	13-1 (7-1)
2002-03	98,312	7,022	73,321	9,165	12-2 (7-1)
2003-04	111,940	7,996	81,672	10,209	12-2 (6-2)
2004-05	103,031	7,925	74,109	9,264	11-2 (6-2)
2005-06	90,875	5,680	54,884	6,861	11-5 (5-3)
2006-07	123,736	6,512	68,853	8,607	16-3 (6-2)
2007-08	106,672	7,111	67,200	8,400	12-3 (7-1)
2008-09	157,111	8,728	74,027	9,253	13-5 (5-3)
33 Seasons	2,733,031	5,790	1,955,748	6,791	341-131/181-107

2009-10 BULLDOG BASKETBALL

2,142 POINTS



Jeff Malone
1980-83
G • 6-4 • 205
Macon, GA

One of the more electrifying players ever to don the Maroon & White, Jeff Malone left Mississippi State as the school's all-time leading scorer with 2,142 points, a stat that ranks eighth all-time in SEC history.

And that was before the inception of the 3-point line in college basketball.


But his scoring ability wasn't limited to just MSU. It was a trend he continued in the NBA, where the two-time All-Star totaled 17,231 points in a 13-year career.

He finished his NBA days ranking in the Top 10 of two team's all-time scoring list - 2nd in the history of the Washington Bullets and 9th in the history of the Utah Jazz.

"To me, Jeff was probably as good as a pure shooter as Mississippi State has ever had. If the 3-point line existed when he played, there's no telling how many points he would have averaged. He made a lot of shots from 22 feet out. That's where he made his money. He was a great college player."

Jim Ellis, MSU Radio Commentator


- MSU's all-time scoring leader with 2,142 career points.
- Three-time all-SEC guard (1981-83) as a four-year starter.
- Nation's No. 2 scorer (26.8 ppg) as a senior.
- Also paced the Bulldogs in scoring as a sophomore (20.1 ppg) and junior (18.6).
- Chosen UPI's 1982-83 SEC Player of the Year in addition to being named first-team all-American by The Sporting News.
- Ranks third on school's career scoring average chart (19.5 ppg) behind Bailey Howell and Jim Ashmore.
- MSU's all-time leader in career minutes played (3,851), field goals made (906) and field goals attempted (1,768).
- Led the Bulldogs in free throw percentage during all four seasons, ranking sixth (80.9%) on the school's all-time accuracy list.
- Served as team captain during junior and senior seasons.
- Selected as the 10th pick overall by the Washington Bullets in the 1983 NBA Draft.
- Enjoyed a successful 13-year NBA career, seeing action with the Bullets (1984-90), Utah Jazz (1991-93), Philadelphia 76ers (1994-95), and Miami Heat (1996).
- Two-time NBA All-Star (1986 & '87).
- Has served as a head coach in the NBDL.



JEFF MALONE'S MISSISSIPPI STATE CAREER

Season	GP	FGM-FGA	Pct	FTM-FTA	Pct	Rebounds	Points
1979-80	27	139-303	.459	42-51	.824	90-3.3	320-11.9
1980-81	27	219-447	.490	105-128	.820	113-4.2	543-20.1
1981-82	27	225-410	.549	52-70	.743	111-4.1	502-18.6
1982-83	29	323-608	.531	131-159	.824	106-3.7	777-26.8
Totals	110	906-1768	.512	330-408	.809	420-3.8	2142-19.5

2,030 POINTS



Bailey Howell

1957-59

C • 6-7 • 205

Middleton, TN

Bailey Howell is not only one of the greatest players to ever play at Mississippi State, he's one of the best players the Southeastern Conference has ever produced.

The Tennessee native, who now calls Starkville home, dominated the league on both ends of the court from 1957-59, scoring 2,030 points and grabbing what still remains a school record 1,277 rebounds.

After MSU, he went on to be a six-time NBA All-Star in his 12 years and was a member of two World Championships with the Boston Celtics.

The pinnacle of his career, however, came in 1997 when he was elected into the National Basketball Hall of Fame.

"When you think of Mississippi State basketball, you can't help but think of Bailey Howell. It's been 50 years since he played here, but he has remained a big part of this campus. He's a legend who played the game with great passion, and he's someone we enjoy having around our program."

Rick Stansbury, MSU Head Coach

- MSU's second all-time scoring leader with 2,030 career points who owns the school-record 27.1 scoring average.
- Elected into the National Basketball Hall of Fame in 1997.
- MSU's first consensus first-team all-American (1958-59).
- Earned consensus second-team all-America honors during junior season (1957-58).
- Selected first-team all-SEC each of his three varsity seasons (1957-59), ranking among the nation's top-10 statistical leaders in both scoring and rebounding during all three years.
- Ranked fourth nationally in scoring during junior (27.8 ppg) and senior (27.5) years, while standing second amongst the NCAA rebounding leaders as a senior.
- Led the NCAA in field goal percentage (56.8%) as a sophomore.
- Holds all MSU rebounding standards, including most career rebounds (1,277) and highest career rebounding average (17.0 rpg).
- Owns Bulldogs' single-game scoring (47) and rebounding (34) marks.
- Served as team co-captain as a junior and tri-captain as a senior.
- Member of the MSU and Mississippi Sports Halls of Fame.
- Second pick overall in the 1959 NBA Draft by the Detroit Pistons.
- Veteran of 12 NBA seasons who was six-time NBA All-Star and member of two NBA World Championship teams with the Celtics.




Last January, Mississippi State retired Bailey Howell's No. 52 jersey.

BAILEY HOWELL'S MISSISSIPPI STATE CAREER

Season	GP	FGM-FGA	Pct	FTM-FTA	Pct	Rebounds	Points
1956-57	25	217-382	.568	213-285	.747	492-19.7	647-25.9
1957-58	25	226-439	.515	243-315	.771	406-16.2	695-27.8
1958-59	25	231-464	.498	226-292	.774	379-15.2	688-27.5
Totals	75	674-1285	.525	682-892	.765	1277-17.0	2030-27.1

MSU 1,000-POINT CLUB


1,918 POINTS ● JIM ASHMORE ● 1954-47 ● G ● FOREST, MS



MSU's first basketball all-American (1957). ... Three-time all-SEC guard (1955-57). ... Ranks third on school's all-time scoring list (1,918) and second among career scoring average leaders (20.6 ppg). ... Holds Bulldogs' single-season scoring average standard with 28.3 points per game in 1956-57. ... Also paced MSU in scoring during sophomore (22.3 ppg) and junior (22.3) campaigns. ... Stands second behind Bailey Howell on MSU's career lists for free throws made (506) and attempted (683), having led the team in free throw percentage during each of his first three varsity seasons. ... Ranks second all-time behind only Jeff Malone among the school's leaders in career field goal attempts (1,694). ... Also stands third in career field goals made (706) behind Malone and Rickey Brown. ... Team captain of 1956-57 Mississippi State squad. ... Member of the MSU and Mississippi Sports Halls of Fame... Drafted in the fourth round by the NBA's Boston Celtics in 1957. ... Played semi-pro basketball for three seasons (1958-60) in the National Industrial Basketball League.

Season	GP	FGM-FGA	Pct	FTM-FTA	Pct	Rebounds	Points
1953-54	21	57-158	.361	47-67	.701	57-2.7	161-7.7
1954-55	23	193-465	.415	127-165	.770	102-4.4	513-22.3
1955-56	24	186-455	.409	164-214	.766	129-5.4	536-22.3
1956-57	25	270-616	.438	168-237	.709	82-3.3	708-28.3
Totals	93	706-1694	.417	506-683	.741	370-4.0	1918-20.6

1,838 POINTS ● RICKEY BROWN ● 1977-80 ● F/C ● CANTON, MS



Three-time all-SEC standout for the Bulldogs (1977-78, '80). ... Chosen first-team All-SEC as a senior. ... Paced MSU in scoring and rebounding during freshman and senior years. ... One of four MSU players (along with Bailey Howell, Dave Williams and Lawrence Roberts) to finish their careers having averaged in double figures in both scoring and rebounding. ... School's No. 4 all-time scoring leader (1,838). ... Trails only Howell on MSU's career lists for rebounds (1,092) and is fourth in rebounding average (10.2 rpg). ... Nation's No. 3 rebounder (14.4 rpg) as a senior, in addition to posting a career-high 20.5 scoring average in 1979-80. ... Ranks second on MSU's all-time list with 774 career field goals made. ... Stands third all-time with 1,624 career field goal attempts. ... The No. 5 shot-blocker in school history with 163 career blocks. ... All-time school leader with 404 career personal fouls. ... Drafted in the first round (13th pick overall) of the 1980 NBA Draft by the Golden State Warriors. ... Divided five years of NBA service between Golden State and Atlanta.

Season	GP	FGM-FGA	Pct	FTM-FTA	Pct	Rebounds	Points
1976-77	27	225-443	.508	70-97	.722	292-10.8	520-19.3
1977-78	26	140-340	.461	69-100	.690	179-6.9	349-13.4
1978-79	27	78-370	.481	60-88	.682	232-8.6	416-15.4
1979-80	27	231-471	.490	91-136	.669	389-14.4	553-20.5
Totals	107	774-1624	.477	290-421	.689	1092-10.2	1838-17.2


1,652 POINTS ● RAY WHITE ● 1976-79 ● G ● GULFPORT, MS



Three-time All-SEC honoree, earning third-team all-league laurels as a collegiate rookie and second-team honors during junior and senior campaigns. ... Led Mississippi State in scoring average and steals during freshman, junior and senior seasons. ... Stands fifth on the school's scoring chart with 1,652 career points. ... MSU's career steals leader with 217, including season highs of 61 steals as a junior and 60 as a freshman. ... Scored 34 points against Indiana State in his collegiate debut en route to posting a career-best and team-high 18.3 scoring average as a freshman. ... Ranked among the Bulldogs' top-15 career leaders in scoring average (16.5 ppg), field goals made (684), field goals attempted (1,414) and assists (314). ... Paced MSU with 91 assists as a junior. ... Team co-captain of Mississippi State's 1978-79 NIT squad that went 19-9 in coach Jim Hatfield's first year. ... Voted team's Best Defensive Player as a senior. ... Selected in the fourth round of the 1979 NBA Draft by the Atlanta Hawks.

Season	GP	FGM-FGA	Pct	FTM-FTA	Pct	Rebounds	Points
1975-76	26	206-407	.506	63-97	.649	142-5.5	475-18.3
1976-77	25	168-378	.444	70-103	.680	136-5.4	406-16.2
1977-78	26	151-318	.475	76-106	.717	120-4.6	378-14.5
1978-79	23	159-311	.511	75-100	.750	145-6.3	393-17.1
Totals	100	684-1414	.484	284-406	.700	543-5.4	1652-16.5

1,619 POINTS ● DARRYL WILSON ● 1994-96 ● G ● KENNEDY, AL



Helped pace coach Richard Williams' Bulldogs to a three-year composite record of 66-27 and three consecutive postseason tournament appearances as a three-time all-SEC backcourt performer. ... Member of MSU's 1996 NCAA Final Four and 1995 NCAA Sweet 16 ballclubs. ... Named to the 1996 SEC All-Tournament and NCAA All-Southeast Regional teams. ... Ranks No. 6 on the school's all-time scoring list (1,619 career points) and fifth among career scoring average leaders (17.4 ppg). ... Paced the Bulldogs in scoring during each of his three MSU seasons. ... Scored in double figures in 83 of his 93 career outings, including 32 games with 20 or more points and a trio of 30-point efforts. ... The most prolific three-point marksman in school history, setting the career standards for three-pointers made (258) and attempted (645). ... Stands fourth on the school's career charts for free throws made (439) and fifth in attempts (541), while ranking fifth all-time among MSU's career free throw percentage leaders (81.2%). ... Named to Coaches' All-SEC First Team as a senior, ranking fourth among the SEC's scoring leaders.

Season	GP	FGM-FGA	Pct	3FM-3FGA	PCT	FTM-FTA	Pct	Rebounds	Points
1993-94	29	133-314	.424	67-181	.370	138-171	.807	98-3.4	471-16.2
1994-95	30	150-357	.420	94-277	.339	141-169	.834	140-4.7	535-17.8
1995-96	34	178-399	.446	97-237	.409	160-201	.796	142-4.2	613-18.0
Totals	93	461-1070	.431	258-695	.371	439-541	.812	380-4.1	1619-17.4

MSU 1,000-POINT CLUB



1,558 POINTS ● JAMONT GORDON ● 2006-08 ● G/F ● NASHVILLE, TN



Helped lead coach Rick Stansbury's Bulldogs to two Western Division crowns, a trip to the NIT Final Four in New York City's famed Madison Square Garden in 2007, while in 2008 he was instrumental in Mississippi State advancing to the second round of the NCAA Tournament, where it lost to eventual national runner-up Memphis in a thriller, 77-74. ... The Nashville native currently ranks seventh on the school's all-time scoring charts with 1,558 points... All of his production came in just three seasons, as he bypassed his senior year to turn pro. ... He's currently playing in Europe. ... This former All-SEC standout was known for his toughness with the basketball in his hand. ... He was a force to be reckoned with while driving to the basket. ... Opposing coaches constantly called him the toughest player to defend. ... He could play in the paint or at the point for the Bulldogs. ... As a rookie, he set freshman records for assists (129), free throws made (108), free throws attempted (167) and minutes played (988).

Season	GP	FGM-FGA	Pct	3FM-3FGA	PCT	FTM-FTA	Pct	Rebounds	Points
2005-06	30	139-341	.408	27-104	.260	108-167	.647	203-6.8	413-13.8
2006-07	35	181-432	.419	42-121	.347	157-222	.707	250-7.1	561-16.0
2007-08	34	193-465	.415	60-188	.319	138-199	.693	224-6.6	584-17.2
Totals	99	513-1238	.414	129-143	.312	403-588	.685	677-6.8	1558-15.7


1,503 POINTS ● JERRY JENKINS ● 1973-75 ● G/F ● GULFPORT, MS



Two-time All-SEC performer who stands eighth on the school's all-time scoring list with 1,503 career points. ... Paced the Bulldogs in scoring during his junior and senior seasons. ... Averaged 22.1 points per contest as a second-team all-SEC selection during his final MSU campaign. ... His 19.3 career scoring average ranks fourth on MSU's all-time chart behind only Bailey Howell, Jim Ashmore and Jeff Malone. ... Ranks among the school's Top 10 career leaders in free throw percentage (80.7%), free throws made (297), along with field goals made (603) and attempted (1,305). ... Also averaged 7.0 rebounds per game during his three-year State career, ranking among the Top 25 all-time rebounders in school history with 543 career boards. ... Team captain of 1974-75 Mississippi State ballclub that posted a 9-17 overall ledger, including a 5-13 mark in SEC play.

Season	GP	FGM-FGA	Pct	FTM-FTA	Pct	Rebounds	Points
1972-73	26	177-418	.423	103-133	.774	185-7.1	1457-17.6
1973-74	26	199-418	.476	73-89	.820	178-6.8	471-18.1
1974-75	26	227-469	.484	121-146	.829	180-6.9	575-22.1
Totals	78	603-1305	.462	297-368	.807	543-7.0	1503-19.3


1,491 POINTS ● TONY WATTS ● 1989-92 ● G ● ROLLING FORK, MS



Four-year letterman for coach Richard Williams' Bulldogs. ... Ranks ninth among the school's all-time scoring leaders with 1,491 career points... Averaged 13.2 points per outing over his 113-game MSU career. ... Capped his State career by earning second-team All-SEC honors as a senior. ... Recipient of the team's Babe McCarthy Memorial Award and Best Offensive Player honor as a senior after averaging a team-high and career-best 19.2 points per game. ... Stands fourth on the school's all-time list with 166 made three-pointers. ... Also ranks among Mississippi State's top-10 career leaders in total field goals made (561) and attempted (1,217), three-pointers attempted (449), three-point field goal percentage (37.0%), free throw percentage (80.9%) and steals (154). ... Led the SEC in free throw percentage (84.8%) as a senior. ... Named to the 1988-89 SEC All-Freshman Team.

Season	GP	FGM-FGA	Pct	3FM-3FGA	PCT	FTM-FTA	Pct	Rebounds	Points
1988-89	27	107-222	.482	30-77	.390	23-29	.793	39-1.4	267-9.9
1989-90	30	125-327	.382	44-145	.303	58-76	.763	67-2.2	352-11.7
1990-91	28	130-255	.510	31-85	.365	44-54	.815	69-2.5	335-12.0
1991-92	28	199-413	.482	61-142	.430	78-92	.848	88-3.1	537-19.2
Totals	113	561-1217	.461	166-449	.370	203-251	.809	263-2.3	1491-13.2

1,460 POINTS ● CAMERON BURNS ● 1988-91 ● F ● FLORA, MS




Earned All-SEC honors each of his three Mississippi State seasons, including consensus first-team all-league recognition as a senior for coach Richard Williams' Bulldogs. ... Listed 10th on MSU's all-time scoring chart with 1,460 career points and also ninth with 16.8 career scoring average... Started all 87 games of his collegiate career. ... Paced the Bulldogs in scoring average all three years, highlighted by career-best averages of 18.2 points and 7.3 rebounds per game during junior campaign. ... Led the team in rebounding average and field goal percentage during his sophomore and junior campaigns. ... Set single-season school record by shooting 67.1 percent from the field as a sophomore... Led SEC in field goal accuracy (59.7%) the following season. ... Connected on 58.7 percent of field goals for his career, ranking sixth on the school's all-time list. ... Stands second on MSU's all-time chart with 119 career dunks. ... Ranks sixth in career free throws made (334) and attempted (534) in school history. ... Member of two postseason tournament teams (1991 NCAA & 1990 NIT).

Season	GP	FGM-FGA	Pct	3FM-3FGA	PCT	FTM-FTA	Pct	Rebounds	Points
1988-89	28	167-249	.671	---	---	90-145	.621	176-6.3	424-15.1
1989-90	30	207-347	.597	---	---	133-205	.649	219-7.3	547-18.2
1990-91	29	189-363	.521	0-1	.000	111-184	.603	176-6.1	489-16.9
Totals	87	563-959	.587	0.1	.000	334-534	.626	571-6.6	1460-16.8

2009-10 BULLDOG BASKETBALL

MSU 1,000-POINT CLUB


1,451 POINTS ● CHARLES RHODES ● 2005-08 ● F ● JACKSON, MS



A four-year player for Rick Stansbury's Bulldogs, Charles Rhodes was a part of two Mississippi State teams that won Western Division crowns (2007 and 2008). ... As a senior, he paced Mississippi State in both scoring (17.4) and rebounding (7.2). ... A leader on and off the floor, Rhodes' athleticism was a concern for all opposing coaches who battled him year in, year out. ... As a senior, he set a school record for most points in an NCAA Tournament game, totaling 34 against Oregon in the Bulldogs' opening-round victory. ... He just missed out on a double-double with nine rebounds. ... However, in his final game for the Maroon & White in the second round against eventual runner-up Memphis, he did record a double-double with 14 points and 10 rebounds. ... The ever outspoken Charles Rhodes wrapped up his illustrious career at Mississippi State 11th on the school's all-time scoring charts with 1,451 points to go along with his 691 rebounds.

Season	GP	FGM-FGA	Pct	3FM-3FGA	PCT	FTM-FTA	Pct	Rebounds	Points
2004-05	16	19-32	.594	0-5	.000	9-12	.750	30-1.9	47-2.9
2005-06	29	154-273	.564	1-2	.500	92-130	.708	207-7.1	401-13.8
2006-07	34	180-325	.554	6-19	.316	99-141	.702	212-6.2	465-13.7
2007-08	31	214-381	.562	3-6	.500	107-159	.673	242-7.8	538-17.4
Totals	110	567-1011	.561	10-32	.313	307-449	.684	691-6.3	1451-13.2

1,307 POINTS ● TANG HAMILTON ● 1998-2001 ● F ● JACKSON, MS



Three-year starter for the Bulldogs who became just the third player in school history (joining Bailey Howell and Rickey Brown) to score 1,300 or more career points and collect 600 or more career rebounds. ... Is ranked 12th on the school's all-time scoring list with 1,307 career points and tied for 13th with Jamont Gordon with 677 career rebounds. ... Also stands eighth on State's all-time charts with 132 career made three-pointers and is ninth with 408 career three-point attempts, while ranking fourth with 106 career dunks. ... Tied for second on MSU's all-time list by having appeared in 123 career games, including 93 career starts. ... Recipient of the team's Bailey Howell Rebounding Award as a senior, in addition to being voted the club's Best Offensive Player as a junior and Most Improved Player during his sophomore year... Member of two NIT teams with MSU (1999 & 2001). ... Has played professionally with the Miami Heat (NBA) and in the NBDL... Starred professionally in Venezuela two years ago.

Season	GP	FGM-FGA	Pct	3FM-3FGA	PCT	FTM-FTA	Pct	Rebounds	Points
1997-98	29	46-110	.418	17-58	.293	17-27	.630	91-3.1	126-4.3
1998-99	33	138-288	.479	40-122	.328	57-82	.695	187-5.7	373-11.3
1999-00	30	161-342	.471	43-140	.307	67-96	.698	187-6.2	432-14.4
2000-01	31	144-289	.498	32-88	.364	56-81	.691	212-6.8	376-12.1
Totals	123	489-1029	.475	132-408	.324	197-286	.689	677-5.5	1307-10.6

1,305 POINTS ● RICH KNARR ● 1973-76 ● G ● COLLINSVILLE, IL



Four-year letterwinner for the Bulldogs. ... Ranks 13th on the school's career scoring list with 1,305 points... Led MSU in scoring (18.0 ppg), assists (4.9 apg) and free throw percentage (84.3%) as a freshman (1972-73). ... Team's leading free throw shooter during three of his four seasons, standing second all-time on MSU's career chart for free throw accuracy (84.7%). ... Owns the Bulldogs' single-game standard by converting 18 consecutive free throws against Auburn during freshman campaign. ... Holds down No. 2 and 3 slots on MSU's single-season leader board for best free throw percentage (89.3% in 1975-76 and 87.3% in 1973-74). ... Ranks ninth in MSU hoops history with 326 career assists in 97 games played... Recipient of a prestigious NCAA Postgraduate Scholarship after his MSU playing days.

Season	GP	FGM-FGA	Pct	FTM-FTA	Pct	Rebounds	Points
1972-73	26	185-426	.434	97-115	.843	85-3.3	467-18.0
1973-74	22	150-350	.429	48-55	.873	60-2.7	348-15.8
1974-75	25	143-328	.436	26-35	.743	61-2.4	312-12.5
1975-76	24	64-142	.451	50-56	.893	23-1.0	178-7.4
Totals	97	542-1246	.435	221-261	.847	229-2.4	1305-13.5

1,300 POINTS ● TIMMY BOWERS ● 2001-04 ● G ● GULFPORT, MS




Two-time All-SEC guard and two-time team co-captain for coach Rick Stansbury's Bulldogs. ... Finished his collegiate career as the all-time winningest basketball player in school history, having helped lead MSU to a four-year composite record of 92-35 (.724), including three-straight NCAA Tournament appearances (2002-03-04), a semifinal-round NIT berth (2001), an overall SEC championship (2004), back-to-back SEC Western Division crowns (2003-04), and an SEC Tournament title (2002). ... Became the first player in school history to participate in four postseason tournaments. ... Is now ranked 14th on the school's all-time scoring list with 1,300 points, fourth in steals (161), and third in made 3-pointers (197). ... Named All-SEC First Team as a senior after ranking 13th in the league in scoring (15.0 ppg), third in assists (4.8 apg), fifth in made treys per game (2.4) and sixth in steals (1.9 spg). ... Played three seasons in Israel.

Season	GP	FGM-FGA	Pct	3FM-3FGA	PCT	FTM-FTA	Pct	Rebounds	Points
2000-01	23	21-55	.382	6-25	.240	9-14	.643	20-0.9	57-2.5
2001-02	32	126-297	.424	50-136	.368	38-63	.603	91-2.8	340-10.6
2002-03	31	162-346	.468	70-170	.412	60-80	.750	117-3.8	454-14.6
2003-04	30	156-386	.404	71-202	.351	66-89	.742	119-4.0	449-15.0
Totals	116	465-1084	.429	197-533	.370	173-246	.703	347-3.0	1300-11.2

MSU 1,000 POINT CLUB




1,257 POINTS ● JACK BOULDIN ● 1970-72 ● G ● CINCINNATI, OH



Three-year letterman and senior team captain... Third-team All-SEC selection as a sophomore and second-team All-League performer the following season. ... Stands 15th all-time in MSU scoring annals with 1,257 career points and 10th in career scoring average (16.8 ppg). ... Paced Mississippi State in scoring during junior (19.1 ppg) and senior (15.8 ppg) campaigns. ... Team's leading free throw shooter as a sophomore and junior. ... Topped the Bulldogs in assists during each of his three collegiate seasons. ... Ranks sixth in career MSU assists (357) and eighth all-time in free throw percentage (80.8%). ... At one time was listed among the school's top-10 career leaders in field goals made (511) and attempted (1,191).

Season	GP	FGM-FGA	Pct	FTM-FTA	Pct	Rebounds	Points
1969-70	24	152-353	.431	66-76	.868	73-3.0	370-15.4
1970-71	25	190-409	.465	97-117	.829	58-2.3	477-19.1
1971-72	26	169-429	.394	72-98	.735	72-2.8	410-15.8
Totals	75	511-1191	.429	235-291	.808	203-2.7	1257-16.8


1,245 POINTS ● JERRY GRAVES ● 1959-61 ● F ● LEXINGTON, TN



Two-time All-SEC standout for coach Babe McCarthy's squads. ... Three-year letterwinner who served as team's co-captain during junior and senior campaigns. ... Paced MSU in scoring, rebounding and free throw percentage in 1959-60 and 1960-61. ... Averaged 21.3 points and 10.3 rebounds per game, while shooting a team-best 53.9 percent from the field as a senior. ... No. 16 on Mississippi State's career scoring chart with 1,245 points and eighth in career scoring average (16.8 ppg). ... Ranks seventh all-time in career rebounding average (9.6 rpg) and 10th total rebounds (713). ... Stands third on the Bulldogs' career lists for free throws made (467) and fourth in attempts (587), while ranking 11th in career free throw percentage (79.6%)... Holds MSU's single-game records for most free throws made (21) and attempted (27) against Vanderbilt in 1960-61.

Season	GP	FGM-FGA	Pct	FTM-FTA	Pct	Rebounds	Points
1958-59	24	85-209	.407	78-101	.772	195-8.1	248-10.3
1959-60	25	146-381	.383	173-216	.801	261-10.4	465-18.6
1960-61	25	158-293	.539	216-270	.800	257-10.3	532-21.3
Totals	74	389-883	.441	467-587	.796	713-9.6	1245-16.8


1,231 POINTS ● ERICK DAMPIER ● 1994-96 ● C ● NEW HEBRON, MS



Became only the fifth player in MSU history to earn first-team All-SEC honors during back-to-back seasons (1995-96 & 1994-95). ... Helped lead the Bulldogs to three consecutive postseason tournament berths and a three-year composite record of 66-27. ... Ranks 17th on the school's all-time scoring list with 1,231 career points. ... Stands No. 4 on MSU's career rebounding chart with 859 boards and eighth all-time in career rebounding average. ... One of only three Bulldog players to have scored 1,200 or more career points and collected 800 or more career rebounds. ... Averaged 13.2 points, 9.2 rebounds and 2.7 blocks per game during his three-year MSU career... The school's second all-time leading shot-blocker with 249 career blocks. ... Is fourth for most blocks in a season (106 in 1995-96) and fifth in single game (8 vs. BYU and Utah)... Stands fifth all-time on State's career field goal percentage chart (58.7%)... Had 33 career double-doubles... Picked 10th overall by Indiana in the 1996 NBA Draft... Now in his 13th NBA season and currently playing with Dallas Mavericks.

Season	GP	FGM-FGA	Pct	FTM-FTA	Pct	Rebounds	Points
1993-94	29	133-226	.589	78-159	.491	251-8.7	344-11.9
1994-95	30	153-239	.640	87-146	.596	291-9.7	393-13.1
1995-96	34	195-354	.551	104-170	.612	317-9.3	494-14.5
Totals	93	481-819	.587	269-475	.566	859-9.2	1231-13.2

1,219 POINTS ● DAVE WILLIAMS ● 1966-68 ● F/C ● BYRAM, MS



Two-time All-SEC selection for coach Joe Dan Gold. ... Rates as one of only four Mississippi State players to have completed their respective collegiate careers by averaging 10 or more points and 10-plus rebounds. ... Currently tied for 18th (with Leland Mitchell) on the school's career scoring list (1,219 points) and seventh in rebounding with 772 career caroms. ... Completed his three-year career having averaged 16.0 points and 10.2 rebounds per outing. ... Career rebounding average ranks fifth on MSU's all-time chart. ... Led the Bulldogs in rebounding each of his three seasons, while ranking as the club's top scorer during his sophomore and junior campaigns. ... Finished with 1,163 career field goal attempts, including a school record-tying 33 attempts against Auburn in 1965-66. ... Averaged a career-best 19.7 points as well as 10.2 boards per contest as a sophomore. ... Selected in the eighth round of the 1968 NBA Draft by the Cincinnati Royals, but never played professionally in the NBA.

Season	GP	FGM-FGA	Pct	FTM-FTA	Pct	Rebounds	Points
1965-66	25	212-453	.468	68-95	.716	256-10.2	492-19.7
1966-67	25	146-371	.394	100-143	.699	247-9.9	392-15.7
1967-68	26	134-339	.395	67-102	.657	269-10.3	335-12.9
Totals	76	492-1163	.423	235-340	.691	772-10.2	1219-16.0



MSU 1,000-POINT CLUB


1,219 POINTS ● LELAND MITCHELL ● 1961-63 ● F ● KILN, MS



Earned first-team All-SEC honors during his junior and senior seasons. ... Helped pace coach Babe McCarthy's clubs to a three-year composite record of 65-13, including three SEC Championships. ... Tied with Dave Williams for 18th place on Mississippi State's career scoring chart with 1,219 points. ... Ranks 11th on the school's career rebounding list with 705 boards, while standing ninth all-time with his 9.0 career rebounding average. ... Topped MSU in scoring and rebounding during his junior and senior campaigns, including career-best scoring (17.1 ppg) and rebounding (9.8 rpg) averages as a senior. ... Ranks 11th on the Bulldogs' all-time list with 285 career free throws made. ... Member of the Mississippi State University Sports Hall of Fame. ... Selected in the second round of the 1963 NBA Draft by the St. Louis Hawks. ... Also signed a pro contact with the NFL's Dallas Cowboys in 1963 before opting to pursue his basketball career. ... Played one season (1967-68), along with former MSU teammate Red Stroud, for Babe McCarthy's New Orleans Buccaneers of the ABA.

Season	GP	FGM-FGA	Pct	FTM-FTA	Pct	Rebounds	Points
1960-61	25	126-313	.403	70-101	.693	210-8.4	322-12.9
1961-62	25	162-408	.397	93-120	.775	222-8.9	417-16.7
1962-63	28	179-408	.439	122-171	.713	273-9.8	480-17.1
Totals	78	467-1129	.414	285-392	.727	705-9.0	1219-15.6

1,199 POINTS ● MARIO AUSTIN ● 2001-03 ● F/C ● YORK, AL



Two-time All-SEC performer who helped lead the Bulldogs to a three-year composite record of 66-31, including back-to-back NCAA Tournament appearances, an SEC Western Division championship, an SEC Tournament title, and an NIT quarterfinal-round showing. ... Ranks 20th on MSU's all-time scoring list with 1,199 career points and 21st with 570 career rebounds. ... Led the Bulldogs and ranked among the SEC's Top 10 leaders in scoring, rebounding and field-goal percentage during both his sophomore and junior campaigns. ... Collected first-team all-league honors and was a finalist for the John R. Wooden All-American Team as a junior. ... Averaged a career-high 16.1 points per game as a second-team all-SEC selection during his sophomore year. ... Set a new all-time school standard with 51 career charges taken. ... Named a 1999-2000 Mc-Donald's High School All-American. ... Selected 36th overall by the Chicago Bulls in the 2003 NBA Draft. ... Has played professionally in Israel for the past three seasons.

Season	GP	FGM-FGA	Pct	3FM-3FGA	PCT	FTM-FTA	Pct	Rebounds	Points
2000-01	31	99-207	.478	1-5	.200	48-73	.658	112-3.6	246-7.9
2001-02	35	209-375	.557	---	---	146-222	.658	266-7.6	565-16.1
2002-03	25	149-279	.534	5-12	.417	85-128	.664	192-7.7	388-15.5
Totals	91	457-861	.531	6-17	.353	279-423	.660	570-6.3	1199-13.2


1,178 POINTS ● BARRY STEWART ● 2007-PRESENT ● G ● SHELBYVILLE, TN



Former Freshman All-SEC selection is currently ranked 21st in the school record books with 1,178 points for Rick Stansbury's Bulldogs. ... He's played in three post-season tournaments, two NAAs (2008 and 2009) and as a freshman was on the team that advanced to the NIT Final Four in New York City, where the Bulldogs lost to West Virginia in the semifinals. ... Freshman and sophomore seasons was on teams that won the Western Division titles. ... Last year, started on team that won the SEC Tournament in Tampa, Fla., where he was named to the All-Tournament team. ... His 202 career 3-pointers made are second-best in school history, behind Darryl Wilson's 258, while his 557 3-pointers attempted are second most, also behind Wilson (645). ... As a sophomore, hit a career-best six 3-pointers against Tennessee, which tied him for the eighth-most in a single game in school history. ... He also has 122 steals to his credit, which ties him with Greg Lockhart for the 10th-most in school history.

Season	GP	FGM-FGA	Pct	3FM-3FGA	PCT	FTM-FTA	Pct	Rebounds	Points
2006-07	35	96-240	.400	68-174	.391	82-107	.766	111-3.2	342-9.8
2007-08	34	129-337	.383	62-186	.333	71-102	.696	157-4.6	391-11.5
2008-09	36	126-343	.446	72-197	.409	121-156	.776	135-3.8	445-12.4
Totals	93	351-920	.382	202-557	.363	274-365	.751	403-3.8	1178-11.2

1,168 POINTS ● MARCKELL PATTERSON ● 1999-2002 ● F/G ● EUPORA, MS



Four-year letterwinner for coach Rick Stansbury's Bulldogs, having started 86 of his 122 collegiate contests. ... Helped lead Mississippi State to 79 total wins during his career, including the 2002 SEC Tournament championship and second-round NCAA Tournament appearance, as well as NIT berths during the 2000-01 and 1998-99 campaigns. ... Ranks 22nd on MSU's all-time scoring list with 1,168 career points, while also standing among the school's all-time top-10 leaders in career games played (122) and 11th with 101 three-pointers made. ... Ranked among the team's scoring leaders during his junior (12.2 ppg) and senior (12.3 ppg) campaigns, while also rating among the SEC's free throw percentage leaders as both a junior (79.6%) and senior (77.9%). ... Two-time recipient of MSU's Best Free Throw Percentage Award. ... Totaled 480 rebounds, 210 assists and 103 steals during his career.


Season	GP	FGM-FGA	Pct	3FM-3FGA	PCT	FTM-FTA	Pct	Rebounds	Points
1998-99	28	42-102	.412	6-24	.250	21-31	.677	89-3.2	111-4.0
1999-00	28	89-199	.447	21-64	.328	49-70	.700	108-3.9	248-8.9
2000-01	31	127-275	.462	42-113	.372	82-103	.796	136-4.4	378-12.2
2001-02	35	145-301	.482	32-97	.330	109-140	.779	147-4.2	431-12.3
Totals	122	403-877	.460	101-298	.339	261-344	.759	480-3.9	1168-9.6

2009-10 BULLDOG BASKETBALL

MSU 1,000-POINT CLUB




1,144 POINTS ● GARY HOOKER ● 1976-78 ● F ● MANHATTEN, NY



Tallied 1,144 points, No. 23 all-time in MSU hoops history, during his three-year Mississippi State career. ... Averaged 14.3 points per game, with his personal-best scoring average of 17.7 ppg coming as a freshman. ... Team's third-leading scorer behind Rickey Brown and Ray White during his sophomore and junior seasons. ... Ranks 22th on the school's all-time list with 564 career rebounds (7.1 rpg). ... Paced the Bulldogs in free throw percentage (80.6%) and steals (47) in 1976-77. ... Ranks among the school's Top 15 career leaders in steals (114) and blocks (65)... Holds single-game school record with eight steals versus Samford and Southwestern Louisiana during freshman season. ... Transferred to Murray State University following his junior campaign. ... Picked in the fourth round (89th selection overall) of the 1980 NBA Draft by the Seattle SuperSonics. ... Never played in the NBA, but did tour professionally with the Harlem Globetrotters.

Season	GP	FGM-FGA	Pct	FTM-FTA	Pct	Rebounds	Points
1975-76	26	186-391	.476	89-124	.718	175-6.7	461-17.7
1976-77	27	146-338	.432	108-134	.806	196-7.3	400-14.8
1977-78	27	120-214	.561	43-62	.694	193-7.1	283-10.5
Totals	80	452-943	.479	240-320	.750	564-7.1	1144-14.3


1,136 POINTS ● WILEY PECK ● 1976-79 ● F ● MONTGOMERY, AL



Two-time All-SEC performer who ranks 24th and third, respectively, on the school's career scoring (1,136 points) and rebounding (964) lists. ... Stands seventh all-time among MSU's career field goal percentage leaders (57.8%). ... Led the team in field goal accuracy during each of his four seasons. ... Ranks seventh in career blocks (117). ... Paced the Bulldogs in rebounding during his junior and senior campaigns, topping the SEC in both rebounding (11.3 rpg) and field goal percentage (64.4%) in his final year. ... Stands ninth on MSU's all-time chart with 456 career free throws attempted and 10th with 9.0 career rebounding average. ... Ranks fifth in career minutes played with 3,339. ... The school's only three-time recipient of the prestigious Babe McCarthy Memorial Award, given annually to the Bulldog player who best exemplifies the highest traits of character, leadership, desire and hustle. ... Served as team co-captain during each of his final three MSU seasons. ... Selected in the first round (19th pick overall) of the 1979 NBA Draft by the San Antonio Spurs.

Season	GP	FGM-FGA	Pct	FTM-FTA	Pct	Rebounds	Points
1975-76	25	83-154	.539	26-55	.473	169-6.8	192-7.7
1976-77	27	104-195	.533	68-114	.596	250-9.3	276-10.2
1977-78	27	98-171	.573	65-129	.504	228-8.4	261-9.7
1978-79	28	154-239	.644	99-158	.627	317-11.3	407-14.5
Totals	107	439-759	.578	258-456	.566	964-9.0	1136-10.6


1,123 POINTS ● GREG CARTER ● 1988-91 ● F ● FOREST, MS



Former Bulldog standout who then served a seven-year stint (1994-2001) on the MSU coaching staff. ... Presently ranks 25th on Mississippi State's all-time scoring chart with 1,123 career points. ... Stands 18th all-time with 611 career rebounds. ... Improved his scoring and rebounding averages every season during his collegiate career. ... Ranks among MSU's career leaders in steals (115) and blocks (53). ... Started 101 contests during his 114-game career, including all 59 games of his junior and senior campaigns combined. ... Paced the 1990-91 SEC co-champion Bulldogs in rebounding (7.8 rpg) and field goal percentage (56.5%) en route to claiming first-team All-SEC plaudits. ... Also voted to the 1990-91 All-SEC Defensive Team. ... Two-time recipient of the club's Best Defensive Player award. ... Led MSU in free throw percentage (82.9%) as a junior. ... Recipient of the team's Babe McCarthy Memorial Award as a senior.

Season	GP	FGM-FGA	Pct	3FM-3FGA	PCT	FTM-FTA	Pct	Rebounds	Points
1987-88	27	59-130	.454	8-23	.348	14-23	.609	83-3.1	140-5.2
1988-89	28	66-137	.482	5-18	.278	11-15	.733	98-3.5	148-5.3
1989-90	30	140-252	.556	17-41	.415	92-111	.829	204-6.8	389-13.0
1990-91	29	170-301	.565	10-36	.278	96-121	.793	226-7.8	446-15.4
Totals	114	435-820	.531	40-118	.339	213-270	.789	611-5.4	1123-9.9

1,119 POINTS ● TYRONE WASHINGTON ● 1996-99 ● C ● INDIANOLA, MS




Two-time All-SEC performer for the Bulldogs. ... Helped pace Mississippi State to 73 wins during his four-year career, including an NCAA Final Four appearance in 1995-96 and an NIT berth in 1998-99. ... Ranks 26th on MSU's all-time scoring chart (1,119 career points), fifth in career rebounding (847) and third in career blocks (198). ... Stands as one of only five Bulldog players in school history to score 1,000 or more career points and collect 800 or more career rebounds. ... Rates tied for second all-time (with Tang Hamilton) by having appeared in 123 career MSU games. ... Started 92 consecutive games in which he played spanning his sophomore, junior and senior seasons. ... Ranked among the SEC's top-20 statistical leaders in scoring, rebounding and blocks during his junior and senior campaigns. ... Led MSU in rebounding and blocks three straight years. ... Paced State in scoring as a senior. ... Picked in the second round of the 1999 NBA Draft.

Season	GP	FGM-FGA	Pct	FTM-FTA	Pct	Rebounds	Points
1995-96	31	22-54	.407	12-20	.600	64-2.1	56-1.8
1996-97	30	103-241	.427	64-89	.719	237-7.9	270-9.0
1997-98	29	147-277	.531	79-131	.603	269-9.3	373-12.9
1998-99	33	158-315	.502	104-160	.650	277-8.4	420-12.7
Totals	123	430-887	.485	259-400	.648	847-6.9	1119-9.1

MSU 1,000-POINT CLUB


1,116 POINTS ● W.D. "RED" STROUD ● 1961-63 ● G ● FOREST, MS



Collected All-SEC honors during each of his three collegiate seasons, helping pace coach Babe McCarthy's MSU squads to a three-year composite record of 65-13 and a trio of Southeastern Conference basketball titles. ... Earned third-team all-league plaudits as a sophomore prior to be named first-team All-SEC during junior and senior campaigns. ... Garnered All-America status as a junior... Stands No. 27 on the school's all-time scoring chart with 1,116 career points. ... Ranks fourth in career free throw percentage (82.5%), pacing the Bulldogs in accuracy from the line during junior and senior years. ... Stands 11th on State's all-time chart with 296 career free throws made. ... Competed on MSU's first-ever NCAA Tournament team in 1963. ... Member of the MSU and Mississippi Sports Halls of Fame. ... Selected in the fifth round (45th pick overall) in the 1963 NBA Draft by the Boston Celtics. ... Later teamed with former MSU standout Leland Mitchell on the McCarthy-coached 1967-68 New Orleans Buccaneers club of the ABA.

Season	GP	FGM-FGA	Pct	FTM-FTA	Pct	Rebounds	Points
1960-61	24	119-243	.490	60-84	.714	67-2.8	298-12.4
1961-62	25	141-314	.449	116-137	.847	42-1.7	398-15.9
1962-63	25	150-348	.431	120-138	.870	90-3.6	420-16.8
Totals	74	410-905	.453	296-359	.825	199-2.7	1116-15.1

1,079 POINTS ● LARRY FRY ● 1973-75 ● F ● LEXINGTON, TN



Consistent Bulldog performer who presently ranks 28th and 17th, respectively, on the school's career scoring (1,079) and rebounding (628) lists. ... One of 12 Bulldog players to have scored 1,000 or more career points and collected 600 or more career rebounds. ... Stands ninth all-time in school hoops history with career shooting percentage of 56.6 percent from the field. ... Averaged 13.8 points and 8.1 boards per contest throughout his three years at Mississippi State. ... Posted career-best averages (15.5 ppg & 8.8 rpg) during his senior campaign. ... Paced MSU in rebounding (7.7 rpg) and field goal percentage (52.1%) as a sophomore. ... Shot 60.5 percent and a team-leading 57.2 percent from the field during his junior and senior years, respectively. ... Originally hails from Lexington, Tenn., the same hometown as fellow Mississippi State 1,000-point scorer Jerry Graves.

Season	GP	FGM-FGA	Pct	FTM-FTA	Pct	Rebounds	Points
1972-73	26	123-236	.521	79-106	.745	200-7.7	325-12.5
1973-74	26	141-233	.605	68-100	.680	200-7.7	350-13.5
1974-75	26	167-292	.572	70-113	.619	228-8.8	404-15.5
Totals	78	431-761	.566	217-319	.680	628-8.1	1079-13.8


1,048 POINTS ● LAWRENCE ROBERTS ● 2004-05 ● F ● HOUSTON, TX



Twice earned first-team All-SEC honors for the Bulldogs after transferring from Baylor University. ... Became MSU's first consensus first-team All-American since Bailey Howell and collected SEC Player of the Year plaudits as a junior in his first State season ... Recipient of the inaugural Cellular South Howell Trophy as the state's top college basketball player as a senior. ... Became just the fourth player in school history to average a double-double for his career, averaging 16.9 points and 10.5 rebounds per game during his two-year, 62-game MSU career to rank seventh and third all-time, respectively, on the school's career charts... Stands 29th on MSU's all-time scoring chart with 1,048 career points, becoming just the third State player to reach 1,000 points in two seasons. ... Ranks 16th on State's all-time list with 654 career rebounds. ... Totaled 1,942 points (16.5 ppg), 1,172 rebounds (9.9 rpg) and 58 double-doubles (36 at MSU) for his four-year college career. ... Selected in the second round of the 2005 NBA Draft and played two seasons with the Memphis Grizzlies.

Season	GP	FGM-FGA	Pct	3FM-3FGA	PCT	FTM-FTA	Pct	Rebounds	Points
2003-04	30	175-337	.519	12-40	.300	144-227	.634	303-10.1	506-16.9
2004-05	32	171-382	.448	12-41	.293	188-288	.653	351-11.0	542-16.9
Totals	62	346-719	.481	24-81	.296	332-515	.645	654-10.5	1048-16.9

1,042 POINTS ● GREG LOCKHART ● 1986-89 ● G ● MEMPHIS, TN



Four-year letterman who played for coaches Bob Boyd and Richard Williams at MSU. ... Currently ranks 30th on Mississippi State's career scoring chart with 1,042 points. ... Best year came as a senior when he averaged 13.7 points per contest... Paced 1987-88 Bulldog contingent with 9.9 ppg scoring average. ... Played in exactly 100 games as a collegian, averaging 10.4 points per outing during his career. ... Ranks among the school's top-15 career leaders in assists (285) and steals (122). ... Topped the team in both assists and steals during each of his final two MSU seasons. ... Owns a 76.9 career shooting percentage from the charity line. ... Led the Bulldogs in accuracy from the stripe during freshman (82.0%) and junior (72.9%) campaigns. ... Two-time recipient of the team's Best Defensive Player award. ... Voted to the 1985-86 SEC All-Freshman Team.

Season	GP	FGM-FGA	Pct	3FM-3FGA	PCT	FTM-FTA	Pct	Rebounds	Points
1985-86	30	107-257	.416	---	---	50-61	.820	37-1.2	264-8.8
1986-87	13	45-115	.391	3-17	.176	14-21	.667	25-1.9	107-8.2
1987-88	29	104-258	.403	9-35	.257	70-96	.729	85-2.9	287-9.9
1988-89	28	142-304	.467	18-46	.391	82-103	.796	88-3.1	384-13.7
Totals	100	398-934	.426	30-98	.306	216-281	.769	235-2.4	1042-10.4