


# BOWL GAME HISTORY



# TEAMWORK

The Beavers captured the 2006 Sun Bowl title.

# BOWL GAME SUMMARIES

## SUN BOWL - 2006

### OREGON STATE 39, MISSOURI 38 DECEMBER 29, 2006 — SUN BOWL, EL PASO, TEXAS

Weather — Indoors

EL PASO, Texas — Oregon State wanted nothing to do with overtime.

Yvenson Bernard pushed into the end zone on a gutsy 2-point conversion run after Joe Newton caught a 14-yard touchdown pass with 22.1 seconds left, and No. 24 Oregon State beat Missouri 39-38 in the 73rd annual Sun Bowl. The win was OSU's third consecutive bowl victory.

The Beavers trailed by 14 points with 12:08 to go before rallying for their eighth victory in nine games. Bernard's 7-yard reception had cut the gap to seven with 6:02 to go.

Tony Temple had 194 yards, four short of the Sun Bowl record, on 20 carries with two touchdowns and Chase Daniel threw two touchdown passes for Missouri (8-5).

Senior quarterback Matt Moore threw four touchdown passes, a Sun Bowl record, and ran for a fifth for Oregon State. He was 5-for-7 for 55 yards on the winning drive, set up after Sammie Stroughter's 38-yard punt return to the Oregon State 46.

Bernard's conversion run came after Missouri called a timeout to freeze kicker Alexis Serna before the extra point. Instead, it gave the Beavers time to persuade coach Mike Riley to go for two - and the gamble paid off.


Missouri had seven plays of 29 yards or longer, including Danario Alexander's 74-yard touchdown catch and Temple's 65-yard run. Missouri responded after Oregon State scored on its opening drive of the second half for a 21-17 lead.

Tommy Saunders' 29-yard TD catch from tight end Chase Coffman off a lateral gave the lead back to Missouri and Temple's 65-yard untouched touchdown run seemingly put the Tigers in control at 31-21 with 5:58 in the third.

The victory was the latest in a series of nail-biters for Oregon State, which beat Hawai'i and Oregon by a combined five points in the last two regular-season games.

Moore was 31-for-54 for 356 yards and set a school record of 182 passes without an interception before getting picked off by Brandon Massey in the third quarter. Oregon State retained possession on the play after Massey fumbled.

The longest season in OSU history ended with the Beavers posting the second most victories ever for the program with 10. Oregon State ended the year No. 21 in the final Associated Press Poll, and No. 22 in the final USA Today Poll and Bowl Championship Series standings.



### TEAM STATISTICS

	OSU	MISSOURI
First Downs	31	21
Rushing	6	7
Passing	24	13
Penalty	0	1
Net Rushing	101	202
Net Passing	356	359
Pass Attempts	54	32
Pass Comp.	31	17
Pass INT	1	0
Offensive Plays	83	65
Net Yards	457	561
Fumbles-Lost	1-1	3-2
Penalties-Yards	2-15	1-15
Punts-Yards	5-213	5-191
Punt Returns-Yards	3-54	1-(-1)
Kickoff Returns-Yards	2-47	1-9
Possession Time	33:35	26:25
3rd Down Conversions	6-15	5-13
4th Down Conversions	2-3	1-1
Sacks by - Yards	3-23	2-16

### SCORING SUMMARY

Team	1Q	2Q	3Q	4Q	Total
Oregon State	14	0	7	18	39
Missouri	7	10	14	7	38

MISSOURI — Tony Temple 7-yard run (Wolfert kick)  
 OSU — Sammie Stroughter 13-yard pass from Matt Moore (Serna kick)  
 OSU — Matt Moore 1-yard run (Serna kick)  
 MISSOURI — Jeff Wolfert 30-yard field goal  
 MISSOURI — Danario Alexander 74-yard pass from Chase Daniel (Wolfert kick)  
 OSU — Joe Newton 11-yard pass from Matt Moore (Serna kick)  
 MISSOURI — Tommy Saunders 29-yard pass from Chase Coffman (Wolfert kick)  
 MISSOURI — Tony Temple 65-yard run (Wolfert kick)  
 OSU — Alexis Serna 29-yard field goal  
 MISSOURI — Chase Coffman 18-yard pass from Chase Daniel (Wolfert kick)  
 OSU — Yvenson Bernard 7-yard pass from Matt Moore (Serna kick)  
 OSU — Joe Newton 14-yard pass from Matt Moore (Bernard rush)

Attendance: 48,732

### INDIVIDUAL STATISTICS

#### OREGON STATE

Rushing	Att.	YVG	TD	LG
Yvenson Bernard	23	97	0	28
Ruben Jackson	1	16	0	16
Matt Moore	5	-12	1	1
Totals	29	101	1	28

Passing	Att-Comp-Int	Yds	TD	Lg	Sack
Matt Moore	54-31-1	356	4	30	2
Totals	54-31-1	356	4	30	2

Receiving	No.	Yds	TD	LG
Sammie Stroughter	8	87	1	17
Yvenson Bernard	8	69	1	14
Joe Newton	6	74	2	15
Brandon Powers	3	51	0	27
Jason Vandiver	3	26	0	14
Ruben Jackson	2	19	0	15
Chris Johnson	1	30	0	30
Totals	31	356	4	30

Punting	No.	Yds	Avg.	LG	IN 20
Kyle Loomis	5	213	42.6	48	1
Totals	5	213	42.6	48	1

Kickoff Returns	No.	Yds	LG	TD
Gerard Lawson	1	28	28	0
Coye Francies	1	19	19	0
Totals	2	47	28	0

Punt Returns	No.	Yds	LG	TD
Sammie Stroughter	3	54	39	0
Totals	3	54	39	0

Field Goals: Alexis Serna 29-yard (Good)

### INDIVIDUAL STATISTICS

#### MISSOURI

Rushing	Att.	YVG	TD	LG
Tony Temple	20	194	2	65
Jared Perry	3	13	0	7
Martin Rucker	1	9	0	9
Chase Daniel	9	-14	0	13
Totals	33	202	2	65

Passing	Att-Comp-Int	Yds	TD	Lg	Sack
Chase Daniel	29-16-0	330	2	74	3
Chase Coffman	1-1-0	29	1	29	0
Tommy Saunders	1-0-0	0	0	0	0
TEAM	1-0-0	0	0	0	0
Totals	32-17-0	359	3	74	3

Receiving	No.	Yds	TD	LG
Martin Rucker	6	67	0	18
Chase Coffman	5	83	1	37
Brad Ekwerekwu	2	79	0	42
Tommy Saunders	2	40	1	29
Danario Alexander	1	74	1	74
Jared Perry	1	16	0	16
Totals	17	359	3	74

Punting	No.	Yds	Avg.	LG	IN 20
Adam Cossett	5	191	38.2	46	1
Totals	5	191	38.2	46	1

Kickoff Returns	No.	Yds	LG	TD
Jimmy Jackson	1	9	9	0
Totals	1	9	9	0

Punt Returns	No.	Yds	LG	TD
Tommy Saunders	1	-1	0	0
Totals	1	-1	0	0

Field Goals: Jeff Wolfert 30-yard (Good)

## 2006 SUN BOWL ROSTER

Al Afalava, FS  
 William Akau'ola Vea, DL  
 Yvenson Bernard, TB  
 Pernell Booth, DT  
 Kyle Brown, WR  
 Victor Butler, DE  
 Keo Camat, LB  
 Brady Camp, TE  
 Sean Canfield, QB  
 Aaron Carlson, LS  
 Tony Carrasco, RB  
 Shane Cavanaugh, S  
 Dennis Christopher, LB  
 Tim Clark, CB  
 Joel Cohen, LS  
 Curtis Doker, DT  
 Isaiah Cook, LB  
 Bryant Cornell, LB  
 Howard Croom, TE

Alan Darlin, LB  
 Brian Davilla, WR  
 Kyle DeVan, DL  
 James Dockery, S  
 Derrick Doggett, LB  
 Daniel Drayton, S  
 Coye Francies, CB  
 Naymon Frank, DE  
 Matt Frosland, WR  
 Taani Fuahala, DL  
 Patrick Fuller, RB  
 Ryan Gunderson, QB  
 Austin Hall, S  
 Nathan Hamnah, DL  
 Tomi Hansen, LB  
 Zach Harris, DL  
 Marcus Henderson, C  
 Patrick Henderson, DB  
 Rickey Herod, CB

Brandon Hughes, WR  
 Mitchel Hunt, DT  
 Ruben Jackson, WR  
 Chris Johnson, WR  
 Justin Kahut, QB  
 Taylor Kavanaugh, WR  
 Casey Kjos, WR  
 Daniel Klobes, S  
 Adam Knets, DT  
 Keaton Kristick, LB  
 Jeff Knuskamp, DE  
 Joey LaRoque, LB  
 Gerard Lawson, CB  
 Greg Laybourn, S  
 Gerard Lee, DT  
 Joe Lemma, DE  
 Andy Levitre, DL  
 Keenan Lewis, CB  
 Josh Linehan, OT

Alex Linnenkohl, DL  
 Kyle Loomis, P  
 Kellen Marshall, CB  
 Gabe Miller, TE  
 Eric Moala Liava'a, LB  
 Adam Mobley, S  
 Lyle Moevao, QB  
 Matt Moore, QB  
 Shane Morales, WR  
 Joe Newton, TE  
 Papapa Nicholas, DL  
 Aaron Nichols, WR  
 Casey Noack, LB  
 Slade Norris, LB  
 Lahaina Olsen-Kuroda, WR  
 Sam Oltman, WR  
 Timi Oshinowo, DL  
 Bryan Payton, S  
 Gregg Peat, DL

Jeremy Perry, OG  
 Sabby Piscitelli, SS  
 Ryan Pohl, DL  
 Clinton Polk, RB  
 Brandon Powers, WR  
 John Reese, TE  
 Dwight Roberson, LB  
 Steven Rodenhurst, DL  
 Roy Schuening, OG  
 Alexis Serna, PK  
 Ben Siegart, DT  
 Matthew Stevenson, FS  
 Mana Silva, QB  
 Brennan Sim, QB  
 Dorian Smith, DE  
 Michael Sorem, RB  
 Adam Speer, C  
 Eddie Stamm, LB  
 Andy Stewart, RB

Micah Strickland, RB  
 Sammie Stroughter, WR  
 Jon Strowbridge, P  
 Zach Tarver, WR  
 Tavita Thompson, OL  
 Susasi Tuimaunui, S  
 Jeff Van Orsow, DE  
 Jason Vandiver, TE  
 Jake Webber, PK  
 Darley Weakes, LB  
 Daniel Wots, TE  
 Anthony Wheat-Brown, WR

# BOWL GAME SUMMARIES

## INSIGHT BOWL - 2004

### OREGON STATE 38, NOTRE DAME 21 DECEMBER 28, 2004 — BANK ONE BALLPARK, PHOENIX, ARIZ.

Weather – Indoors

PHOENIX, Ariz. — For the second time since 2000 Oregon State and Notre Dame met in a bowl game in the Valley of the Sun. For the second time Oregon State made a statement with a 38-21 win over the Fighting Irish in the 16th annual Insight Bowl at Bank One Ballpark. The game was televised nationally by ESPN and featured an Insight Bowl attendance record of 45,917.

The Beavers, led by senior quarterback Derek Anderson, scored on two of their first three possessions and would eventually build a 21-0 lead midway through the second quarter. Notre Dame fought back to within 24-14 before Anderson put together arguably the best drive of his four-year career. The Scappoose native took OSU on a 90-yard, 12-play drive that concluded on a 1-yard touchdown pass to tight end Joe Newton, the last of two touchdown scores for the sophomore.

The win capped a rags to riches season for the Beavers and fourth-year head coach Mike Riley. OSU began the season 1-4, but rallied to win six of the final seven contests and end the year as one of the hottest teams in the nation.

"It was a big game for us," OSU quarterback Derek Anderson said. "To bounce back from the start that we had in this season and finish like this, it's huge."

Anderson, the offensive MVP of the Insight Bowl, tied a bowl record with four touchdown passes and turned in the sixth best passing mark in the history of the event with 358 yards. He connected with eight different receivers and was responsible for all but 20 yards of the entire offensive output.

Oregon State's first score was set up by a 52-yard punt return by freshman Sammie Stroughter. The Beavers began the drive at the Irish 27. Four plays later Anderson connected with senior George Gillett for a 12-yard score.

A second freshman set up the Beavers for their next score as Derrick Doggett blocked D.J. Fitzpatrick's punt and recovered on the four-yard line. Anderson found Newton on the second play, after being sacked, to push the lead to 14-0.

The Beavers third score came as Anderson found reserve tight end Dan Haines for 11 yards. Notre Dame desperately responded to stay in the game late in the half, scoring with 56 seconds remaining, on a 13-yard pass from quarterback Brady Quinn to tight end Anthony Fasano.

The second half began with cornerback Eric Williams intercepting Quinn as the Irish were putting together a nice drive that could have closed the gap. Williams' interception led to an Alexis Serna 38-yard field goal to make the score 24-7.

Notre Dame did close the gap to 24-14 after Jerome Collins blocked Sam Paulescu's punt. The Irish's best drive of the game went 49 yards on six plays and was capped by a Darius Walker five-yard touchdown run.


The third quarter ended with OSU leading 24-14 and Notre Dame appeared to have momentum on its side, before Anderson's game breaking 90-yard drive.

Senior tailback Dwight Wright concluded the Beaver scoring on a 2-yard run with 3:19 remaining.

"This team has gained a lot of notoriety for Oregon State," head coach Mike Riley said after the game. "Big games against the two defending national champions (LSU and USC), we didn't win 'em but we certainly had opportunities.

"The big win against our arch rival (Oregon), a nice bowl win, beating all the Northwest schools. I think this team made its mark under some trying times."

For Oregon State it was its third bowl victory in its last four postseason appearances. Junior linebacker Trent Bray, who had a game-high 10 tackles, was named the defensive MVP and Newton earned the ESPN Capital One Player of the Game honor.



### TEAM STATISTICS

	OSU	ND
First Downs	19	17
Rushing	2	3
Passing	17	11
Penalty	0	3
Net Rushing	20	59
Net Passing	358	217
Pass Attempts	45	33
Pass Comp.	28	18
Pass INT	0	1
Offensive Plays	63	66
Net Yards	378	276
Fumbles-Lost	1-0	0-0
Penalties-Yards	5-45	2-10
Punts-Yards	4-141	8-255
Punt Returns-Yards	5-77	1-7
Kickoff Returns-Yards	3-34	6-109
Possession Time	25:42	34:18
3rd Down Conversions	6-14	7-16
4th Down Conversions	1-1	0-0
Sacks by - Yards	2-13	3-23

### SCORING SUMMARY

	OSU	ND	OSU	ND	OSU	ND
Notre Dame	0	7	7	7	-	21
Oregon State	14	7	3	14	-	38

OSU - George Gillett 12-yard pass from Derek Anderson (Serna kick)  
 OSU - Joe Newton 11-yard pass from Derek Anderson (Serna kick)  
 OSU - Dan Haines 11-yard pass from Derek Anderson (Serna kick)  
 ND - Anthony Fasano 13-yard pass from Brady Quinn (Fitzpatrick kick)  
 OSU - Alexis Serna 38-yard field goal  
 ND - Darius Walker 5-yard run (Fitzpatrick kick)  
 OSU - Joe Newton 1-yard pass from Derek Anderson (Serna kick)  
 ND - Rhema McKnight 18-yard pass from Brady Quinn (Fitzpatrick kick)  
 OSU - Dwight Wright 2-yard run (Serna kick)

Attendance: 45,917

### INDIVIDUAL STATISTICS

#### OREGON STATE

Rushing	Att.	YVG	TD	LG
Dwight Wright	9	24	1	8
Ryan Cole	3	3	0	1
Team	1	-1	0	0
Derek Anderson	5	-6	0	15
Totals	18	20	1	15

Passing	Att-Comp-Int	Yds	TD	Lg	Sack
Derek Anderson	45-28-0	358	4	37	4
Totals	45-28-0	358	4	37	4

Receiving	No.	Yds	TD	LG
Joe Newton	7	85	2	25
Mike Hass	5	105	0	37
George Gillett	4	62	1	31
Marcel Love	4	37	0	15
Dan Haines	3	25	1	11
Yvenson Bernard	2	19	0	17
Dwight Wright	2	16	0	10
Josh Hawkins	1	9	0	9
Totals	28	358	4	37

Punting	No.	Yds	Avg.	LG	IN 20
Sam Paulescu	3	124	41.3	48	2
Team	1	17	17.0	17	0
Totals	4	141	35.2	48	2

Kickoff Returns	No.	Yds	LG	TD
Lamar Herron	3	34	12	0
Totals	3	34	12	0

Punt Returns	No.	Yds	LG	TD
Sammie Stroughter	4	54	52	0
Derrick Doggett	1	23	6	0
Totals	5	77	52	0

**Field Goals:** Alexis Serna 37-yard (Missed), 53-yard (Missed), 38-yard (Good)

### INDIVIDUAL STATISTICS

#### NOTRE DAME

Rushing	Att.	YVG	TD	LG
Darius Walker	13	43	1	14
Ryan Grant	14	19	0	8
Brady Quinn	4	10	0	14
Marcus Wilson	1	0	0	0
Chase Anastasio	1	-13	0	0
Totals	33	59	1	14

Passing	Att-Comp-Int	Yds	TD	Lg	Sack
Brady Quinn	29-17-1	214	2	35	2
Pat Dillingham	3-1-0	3	0	3	0
Justin Hoskins	1-0-0	0	0	0	0
Totals	33-18-1	217	2	35	2

Receiving	No.	Yds	TD	LG
Jeff Samardzija	5	89	0	29
Rhema McKnight	4	90	1	35
Marcus Wilson	2	3	0	3
Darius Walker	1	13	0	13
Anthony Fasano	1	13	1	13
Billy Palmer	1	6	0	6
Brandon Harris	1	3	0	3
Rashon Powers-Neal	1	2	0	2
Josh Schmidt	1	1	0	1
Matt Shelton	1	-3	0	0
Totals	18	217	2	35

Punting	No.	Yds	Avg.	LG	IN 20
D.J. Fitzpatrick	6	204	34.0	45	1
Geoff Price	1	51	51.0	51	1
Team	1	0	0.0	0	0
Totals	7	255	31.9	51	2

Kickoff Returns	No.	Yds	LG	TD
Justin Hoskins	3	72	26	0
Carlos Campbell	2	23	17	0
Chase Anastasio	1	14	14	0
Totals	6	109	26	0

Punt Returns	No.	Yds	LG	TD
Carlyle Holiday	1	7	7	0
Totals	1	7	7	0

**Field Goals:** None

## 2004 INSIGHT BOWL ROSTER

Derek Anderson, QB  
 Eric Anderson, SLB  
 Sir Henry Anderson, OT  
 Yvenson Bernard, TB  
 Nick Bodeman, WR  
 Pernell Booth, DT  
 Trent Bray, LB  
 Brent Bridges, OG  
 Matt Brock, C  
 Brandon Browner, CB  
 Derrick Bruns, LS  
 Dallas Buck, DB  
 Charles Burnley, DB  
 Gabe Button, TE  
 Coit Charles, QB

Keller Christensen, LB  
 Curtis Coker, DT  
 Ryan Cole, TB  
 John Dalley, PK  
 Andy Darkins, LB  
 Alan Darlin, LB  
 Kevin Davidson, LB  
 Kyle DeVan, OL  
 Derrick Doggett, WLB  
 Daniel Drayton, S  
 Keith Ellison, LB  
 Naymon Frank, DE  
 George Gillett, WR  
 Ryan Gunderson, QB  
 Zach Hagemeister, TE

Dan Haines, TE  
 Derek Hall, DT  
 Jim Hanchett, TE  
 Mike Hass, WR  
 Josh Hawkins, WR  
 Lamar Herron, DB  
 Brian Hildebrand, QB  
 Brandon Hughes, WR  
 Nate Johns, WR  
 Michael Jones, TB  
 Paul Kirwan, QB  
 Adam Koets, DT  
 Jeff Kruskamp, TE  
 Seth Lacey, LB  
 Gerard Lawson, CB

Joe Lemma, DE  
 Andy Levitre, OL  
 Keenan Lewis, CB  
 Josh Lenehan, OT  
 Pat Loney, TE  
 Marcel Love, WR  
 Kellen Marshall, CB  
 Mitch Meeuwssen, FS  
 Chris Miller, DT  
 Joe Newton, TE  
 Doug Nienhuis, OT  
 Blake Normine, WR  
 Slade Norris, SS  
 Corey O'Neill, PK  
 Star Padlock, LS

Sam Paulescu, P  
 Bryan Payton, CB  
 Jeremy Perry, OG  
 Kelly Phelps, LB  
 Sobby Piscitelli, SS  
 Jonathan Pollard, LB  
 Brandon Powers, WR  
 Ryan Rainwater, OL  
 J.C. Romfeldt, OG  
 Adam Rothenfluh, QB  
 Joe Rudolph, DE  
 Brandon Scates, DE  
 Roy Schuenig, OG  
 Brady Schlichlich, QB  
 Chaz Scott, LB

Alexis Serna, PK  
 Ben Siegert, DT  
 Matthew Stevenson, FS  
 Alvin Smith, DT  
 Evan Smith, LB  
 Olaniji Sobomehin, RB  
 Adam Speer, C  
 Eddie Stamm, LB  
 Sammie Stroughter, WR  
 Jon Strowbridge, P  
 Bill Swancutt, DE  
 Kevin Swannigan, WR  
 Zach Tarver, WR  
 Tavita Thompson, OL  
 Caleb Tommasini, CB

Whitfield Usher, OG  
 Jeff Van Orsow, DE  
 Jimtavis Walker, RB  
 Daniel Weis, RB/LB  
 Jeremy Weldon, TE  
 Anthony Wheat-Brown, WR  
 Harvey Whiten, SS  
 Eric Williams, CB  
 Dwight Wright, TB  
 Patrick Wu, OT

# BOWL GAME SUMMARIES

## LAS VEGAS BOWL - 2003

### OREGON STATE 55, NEW MEXICO 14

DECEMBER 24, 2003 — SAM BOYD STADIUM, LAS VEGAS, NEV.

Weather — 58 degrees, Cloudy, Wind Calm

LAS VEGAS, Nev. — Mike Riley made his bowl game debut as a head coach a successful one, as Oregon State dominated New Mexico, winning 55-14.

The Beavers' roster was dotted with student-athletes from Las Vegas, and the thought of returning home for a bowl game was exciting, judging from the team's performance.

The Beavers opened the game with the ball and went 83 yards in nine plays for the first score. Quarterback Derek Anderson threw a 34-yard strike to tailback Steven Jackson, one of the Las Vegas boys, for the first of Jackson's bowl game-record-tying five touchdowns. Kirk Ylioniemi booted a 21-yard field goal on the next drive, giving OSU a 10-0 lead. New Mexico had no first downs at this point.

The Lobos used a Brand Ratcliff 40-yard kickoff return to set up their only score of the first three quarters. Quarterback Casey Kelly and Hank Baskett hooked up on a 27-yard pass to make the game 10-7, but that was about it for the Lobo offense for the half.

Oregon State ended the opening quarter with a 17-7 lead, as Anderson hit receiver Mike Hass for 42 yards on the final play of the opening stanza. The Beaver offense had already rolled up 204 yards and 10 first downs, while the Beaver defense had allowed just one first down.

The Beavers made it 24-7 midway through the second quarter on the first of four rushing touchdowns, this one a three-yard romp. Less than two minutes later, thanks to a UNM fumble, Jackson went 11 yards to make the score 31-7, the eventual halftime score.

The first half statistics were staggering. OSU had 17 first downs, UNM one. Total yardage was 308-35.


The Beaver defense once again stymied the Lobo offense on the first possession of the second half, and the Beaver offense extended the margin on its first drive. Jackson accounted for 48 of the 59 yards on the drive, including a six-yard score.

The teams traded punts for most of the remaining third quarter, before Ylioniemi's 31-yard field goal made it 41-7 at the end of three.

Jackson added another one-yard score early in the fourth quarter to end his night and ultimately his OSU career — he announced after the game that he was forgoing his final year of college eligibility and entering the NFL Draft. Jackson ended the game with 149 yards rushing. Anderson also sat on the sideline for the rest of the game after passing for 322 yards and two touchdowns.

The teams traded touchdowns to end the game. Reserve quarterback Adam Rothenfluh finished the scoring with a 19-yard pass to Josh Hawkins.

The Beaver defense, led partly by Las Vegas natives Richard Seigler, Jonathan Pollard and Lawrence Turner, limited the Lobos to 127 yards of offense.



### TEAM STATISTICS

	OSU	UNM
First Downs	29	7
Rushing	10	3
Passing	17	3
Penalty	2	1
Net Rushing	154	6
Net Passing	386	121
Pass Attempts	41	23
Pass Comp.	27	10
Pass INT	1	1
Offensive Plays	76	57
Net Yards	540	127
Fumbles-Lost	1-1	1-1
Penalties-Yards	10-94	13-103
Punts-Yards	3-112	10-391
Punt Returns-Yards	5-16	1-0
Kickoff Returns-Yards	3-65	8-175
Possession Time	29:16	30:19
3rd Down Conversions	7-14	2-14
4th Down Conversions	1-1	0-0
Sacks by - Yards	5-44	1-3

### SCORING SUMMARY

	OSU	UNM
Oregon State	17	14
New Mexico	7	0

OSU — Steven Jackson 34-yard pass from Derek Anderson (Ylioniemi kick)  
 OSU — Kirk Ylioniemi 21-yard field goal  
 UNM — Hank Baskett 27-yard pass from Casey Kelly (Zunker kick)  
 OSU — Mike Hass 42-yard pass from Derek Anderson (Ylioniemi kick)  
 OSU — Steven Jackson 3-yard run (Ylioniemi kick)  
 OSU — Steven Jackson 11-yard run (Ylioniemi kick)  
 OSU — Steven Jackson 6-yard run (Ylioniemi kick)  
 OSU — Kirk Ylioniemi 31-yard field goal  
 OSU — Steven Jackson 1-yard run (Ylioniemi kick)  
 UNM — Dwight Counter 17-yard pass from Kole McKamey (Zunker kick)  
 OSU — Josh Hawkins 19-yard pass from Adam Rothenfluh (Ylioniemi kick)  
 Attendance: 25,437

### INDIVIDUAL STATISTICS

#### OREGON STATE

Rushing	Att.	NYG	TD	LG
Steven Jackson	28	149	4	34
James Newson	1	5	0	5
Dwight Wright	5	3	0	6
Derek Anderson	1	-3	0	0
Totals	35	154	4	34

Passing	Att-Comp-Int	Yds	TD	Lg	Sack
Derek Anderson	32-21-1	322	2	45	1
Adam Rothenfluh	8-6-0	64	1	19	0
James Newson	1-0-0	0	0	0	0
Totals	41-27-1	386	3	45	1

Receiving	No.	Yds	TD	LG
Tim Euhus	7	121	0	45
Mike Hass	6	88	1	42
Steven Jackson	5	51	1	34
James Newson	3	57	0	24
George Gillett	3	25	0	13
Josh Hawkins	1	19	1	19
Joe Newton	1	15	0	15
Dwight Wright	1	10	0	10
Totals	27	386	3	45

Punting	No.	Yds	Avg.	LG	IN	20
Carl Tobey	3	112	37.3	40	1	

Kickoff Returns	No.	Yds	LG	TD
Harvey Whiten	3	65	27	0
Totals	3	65	27	0

Punt Returns	No.	Yds	LG	TD
Cole Clasen	4	12	5	0
Aric Williams	1	4	4	0
Totals	5	16	5	0

Field Goals: Kirk Ylioniemi 21-yard (Good), 31-yard (Good)

### INDIVIDUAL STATISTICS

#### NEW MEXICO

Rushing	Att.	NYG	TD	LG
Adrian Byrd	2	13	0	9
Kole McKamey	5	7	0	13
DonTrell Moore	11	5	0	4
Landrick Brody	1	3	0	3
Terrence Thomas	2	-1	0	1
D.D. Cox	4	-1	0	2
Casey Kelly	9	-20	0	6
Totals	34	6	0	13

Passing	Att-Comp-Int	Yds	TD	Lg	Sack
Casey Kelly	12-4-0	32	1	27	4
Kole McKamey	9-4-1	25	1	17	1
Michael Brunker	1-1-0	18	0	18	0
Hank Baskett	1-1-0	46	0	46	0
Totals	23-10-1	121	2	46	5

Receiving	No.	Yds	TD	LG
Dwight Counter	2	63	1	46
Mike Augustyniak	2	11	0	7
Terrence Thomas	2	3	0	2
Hank Baskett	1	27	1	27
Kole McKamey	1	18	0	18
Zach Cresap	1	3	0	3
DonTrell Moore	1	-4	0	0
Totals	10	121	2	46

Punting	No.	Yds	Avg.	LG	IN	20
Tyler Gaus	10	391	39.1	51	2	

Kickoff Returns	No.	Yds	LG	TD
Brand Ratcliff	4	100	40	0
Gabriel Fullbright	2	39	24	0
Dwight Counter	1	19	19	0
Kevin Walton	1	17	17	0
Totals	8	175	40	0

Punt Returns	No.	Yds	LG	TD
Dwight Counter	1	0	0	0
Totals	1	0	0	0

Field Goals: None

## 2003 LAS VEGAS BOWL ROSTER

Eric Anderson, SLB  
 Derek Anderson, QB  
 Sir Henry Anderson, DT  
 Zac Babb, OL  
 Yvenson Bernard, TB  
 Trent Bray, LB  
 Brent Bridges, OG  
 Matt Brock, C  
 Brandon Browner, CB  
 Darrick Bruns, C  
 Dallas Busck, S  
 Gabe Button, TE  
 Brandon Catanese, DB  
 Colt Charles, QB  
 Brad Ching, WR  
 Keller Christensen, LB

Cole Clasen, WR  
 Brandon Cobb, DB  
 Curtis Coker, DT  
 Ryan Cole, RB  
 D.J. Coote, CB  
 Patrick Custer, LS  
 John Dailey, PK  
 Andy Darkins, LB  
 Kevin Davidson, LB  
 Matt Davis, OG  
 Kyle DeVan, OL  
 Derrick Doggett, LB  
 Dwan Edwards, DT  
 Tim Euhus, TE  
 Kenny Farley, WR  
 Sean Fong, DB

Naymon Frank, DE  
 Jason Fyda, OG  
 Phil Ghilarducci, WR  
 George Gillett, WR  
 Ryan Gunderson, QB  
 Jason Haas, OL  
 Dan Haines, TE  
 Derek Hall, DT  
 Mike Hass, WR  
 Josh Hawkins, WR  
 Jeremy Hoover, DB  
 Jamaal Jackson, CB  
 Steven Jackson, TB  
 Jayson Jean-Baptiste, DE  
 Danny Kalavi, WR  
 Brian Kilkeny, DT

Paul Kirwan, QB  
 Adam Koets, OT  
 Jeff Kruskamp, TE  
 Seth Lacey, LB  
 Gerard Lawson, CB  
 Scott Lawson, WR  
 Joe Lemma, DE  
 Josh Linehan, OT  
 Brandon Lockheart, OT  
 Pat Loney, TE  
 David Lose, OG  
 Jason Lowe, LB  
 Kellen Marshall, CB  
 Doug Meeuwssen, LB  
 John Millar, P  
 James Newson, WR

Joe Newton, TE  
 Doug Nienhuis, OT  
 Kelly Phelps, LB  
 Sabby Piscitelli, SS  
 Jonathan Pollard, LB  
 Brandon Powers, WR  
 Jake Pratt, OT  
 Brandon Robinson, WR  
 J.C. Ronfeldt, OG  
 Adam Rothenfluh, QB  
 Dan Rothwell, DE  
 Joe Rudolph, DE  
 Ryan Rufener, QB  
 Karian Sanchez, OG  
 Brandon Scales, DE  
 Brady Schalich, QB

Roy Schuening, OG  
 Chaz Scott, LB  
 Chris Scott, DT  
 Richard Seigler, LB  
 Alexis Serna, K  
 Ben Siegert, DT  
 Alvin Smith, DT  
 Scott Smith, TE  
 Olaniyi Sobomehin, TB  
 Arcadius St. Laurent, WR  
 Jon Strowbridge, P  
 Bill Swancutt, DE  
 Carl Tobey, P  
 Lawrence Turner, SS  
 Whitfield Usher, OG  
 Jeff Van Orsow, DE

Jeremy Weldon, TE  
 Anthony Wheat-Brown, DB  
 Harvey Whiten, S  
 Aric Williams, CB  
 Justin Williams, CB  
 Brent Wismer, K  
 Ross Wopat, K  
 Dwight Wright, TB  
 Patrick Wu, OT  
 Kirk Ylioniemi, K

# BOWL GAME SUMMARIES

## INSIGHT BOWL - 2002

### PITTSBURGH 38, OREGON STATE 13

DECEMBER 26, 2002 — BANK ONE BALLPARK, PHOENIX, ARIZ.

Weather — 46 degrees, Clear, Wind Calm

PHOENIX, Ariz. — What a difference a half makes.

After heading to the locker room following the first half tied 10-10 with the No. 24 ranked Pittsburgh Panthers, things fell apart for Oregon State in the second half. The Beavers wound up dropping a 38-13 decision to Pitt at the Insight Bowl before 40,533 fans at Bank One Ballpark.

Despite the defeat, it was another very successful season for Oregon State. The Beavers made their third trip in four years to a bowl game and OSU finished the season with eight victories (8-5), which tied for the fourth most season wins in school history.

Pittsburgh opened the scoring by taking the opening kickoff and moving 69 yards in six plays to score when wide receiver Larry Fitzgerald made a diving finger tip reception of a 40-yard touchdown pass from Rod Rutherford with 11:50 left in the quarter. The Panther touchdown amounted to only the third offensive TD allowed by the Beavers' defense during the first quarter of play in the 2002 season.

Oregon State bounced right back with a quick touchdown of its own to quickly tie the contest. It took the Beavers less than two minutes to knot the score at 7-7. OSU moved 72 yards in only three plays. On a second-down play from the OSU 35-yard line, the Beavers' James Newson caught a quick pass from Derek Anderson and appeared to be tackled after about a 10-yard gain. Instead, Newson's knee did not go down and he broke free for a 65-yard TD run down the sideline to tie the game.

Neither team had a scoring threat again until the second quarter. On OSU's fourth possession of the game, the Beavers drove from their own 10 to Pitt's 32 where the drive stalled. Kirk Yliniemi then booted a 50-yard field goal to give OSU a 10-7 lead with 7:56 left in the half. For Yliniemi, the 50-yard field goal matched his career long successful kick.

It appeared OSU would take its 10-7 lead to the locker room, but a great play by Pitt's special teams of downing a punt on OSU's 3-yard line led to an eventual field goal. Unable to move away from the goal line, the Beavers' Carl Tobey punted from the end zone and Pitt got the ball at OSU's 32-yard line with 1:07 to play. Pitt reached OSU's 27-yard line and David Abdul booted a 45-yard field goal as time ran out in the first half.

Pitt's Tez Morris intercepted an Anderson pass during OSU's first possession of the second half and returned the pick 37 yards to the OSU 23-yard line to change the entire momentum of the game. It was the only interception thrown by Anderson. Three plays later Rutherford scored on a 1-yard run for a 17-10 Panther lead.

The backbreaker for OSU came later in the third quarter when the Panthers' Shawn Robinson returned a punt 66 yards for a touchdown to give Pitt a 24-10 lead with 3:26 remaining in the period.

The Beavers had a good chance to get back into the game on their next possession. OSU moved from its own 30 to the Pitt 7-yard line for first and goal. However, Anderson got sacked on first down (loss of 7 yards) and the Beavers were held to a 31-yard field goal by Yliniemi. The field goal by Yliniemi was his 15th consecutive successful boot of the season, which tied the OSU career record.

Pittsburgh added a pair of touchdowns in the fourth quarter when the Beavers gave the Panthers great field position as a result of failing on a fourth down attempt and a fumble.

One huge problem for OSU in the game was its inability to establish the run. Steven Jackson entered the game as the nation's No. 4 leading rusher and the Beavers' season record holder, but he finished the game with only 34 yards.



### TEAM STATISTICS

	OSU	PITT
First Downs	20	21
Rushing	3	10
Passing	16	7
Penalty	1	4
Net Rushing	8	117
Net Passing	319	183
Pass Attempts	45	26
Pass Comp.	21	13
Pass INT	1	0
Offensive Plays	77	67
Net Yards	327	300
Fumbles-Lost	2-1	0-0
Penalties-Yards	9-90	7-55
Punts-Yards	6-241	7-287
Punt Returns-Yards	4-26	4-83
Kickoff Returns-Yards	6-152	4-61
Possession Time	29:40	30:20
3rd Down Conversions	8-18	5-13
4th Down Conversions	0-2	0-0
Sacks by - Yards	5-38	3-19

### SCORING SUMMARY

	Pittsburgh	OSU	Pittsburgh	OSU	Total
Pittsburgh	7	3	14	14	- 38
Oregon State	7	3	3	0	- 13

PITT - Larry Fitzgerald 40-yard pass from Rod Rutherford (Abdul kick)  
 OSU - James Newson 65-yard pass from Derek Anderson (Yliniemi kick)  
 OSU - Kirk Yliniemi 50-yard field goal  
 PITT - David Abdul 45-yard field goal  
 PITT - Rod Rutherford 1-yard run (Abdul kick)  
 PITT - Shawn Robinson 66-yard punt return (Abdul kick)  
 OSU - Kirk Yliniemi 31-yard field goal  
 PITT - Brandon Miree 7-yard run (Abdul kick)  
 PITT - Tyler Palko 8-yard run (Abdul kick)

Attendance: 40,533

### INDIVIDUAL STATISTICS

#### OREGON STATE

Rushing	Att.	NYG	TD	LG
Steven Jackson	19	34	0	9
Dwight Wright	7	22	0	7
Derek Anderson	6	-48	0	0
Totals	32	8	0	9

Passing	Att-Comp-Int	Yds	TD	Lg	Sack
Derek Anderson	45-21-1	319	1	65	3
Totals	45-21-1	319	1	65	3

Receiving	No.	Yds	TD	LG
James Newson	10	185	1	65
Tim Euhus	3	72	0	35
Cole Clasen	2	29	0	19
Shawn Kintner	2	25	0	13
Steven Jackson	2	14	0	9
Kenny Farley	2	14	0	9
Totals	21	319	1	65

Punting	No.	Yds	Avg.	LG	IN 20
Carl Tobey	6	241	40.2	54	1

Kickoff Returns	No.	Yds	LG	TD
Brandon Catanesse	5	115	27	0
Calvin Carlyle	1	37	37	0
Totals	6	152	37	0

Punt Returns	No.	Yds	LG	TD
Aric Williams	4	26	18	0
Totals	4	26	18	0

Field Goals: Kirk Yliniemi 50-yard (Good), 31-yard (Good)

### INDIVIDUAL STATISTICS

#### PITTSBURGH

Rushing	Att.	NYG	TD	LG
Brandon Miree	20	113	1	23
Lousaka Polite	3	11	0	6
Tyler Palko	1	8	1	8
Jawan Walker	2	2	0	3
Team	2	-1	0	0
Tim Murphy	1	-2	0	0
Rod Rutherford	12	-14	1	9
Totals	41	117	3	23

Passing	Att-Comp-Int	Yds	TD	Lg	Sack
Rod Rutherford	26-13-0	183	1	40	5
Totals	26-13-0	183	1	40	5

Receiving	No.	Yds	TD	LG
Larry Fitzgerald	5	88	1	40
Lamar Slade	3	36	0	18
Brandon Miree	2	35	0	26
Marcus Furman	2	17	0	12
Kris Wilson	1	7	0	7
Totals	13	183	1	40

Punting	No.	Yds	Avg.	LG	IN 20
Andy Lee	7	287	41.0	55	4

Kickoff Returns	No.	Yds	LG	TD
Torrie Cox	3	51	31	0
Shawn'ae Spencer	1	10	10	0
Totals	4	61	31	0

Punt Returns	No.	Yds	LG	TD
Shawn Robinson	4	83	66	0
Totals	4	83	66	0

Field Goals: David Abdul 45-yard (Good)

## 2002 INSIGHT BOWL ROSTER

Derek Anderson, QB	Cole Clasen, WR	Jermaine Jackson, TE	James Lee, DT	Terrell Roberts, CB	Lawrence Turner, SS
Nick Barnett, LB	Matt Davis, OG	Steven Jackson, TB	Pat Loney, TE	Tyler Ross, TE	Dennis Weathersby, CB
Jayson Boyd, WR	Dwan Edwards, DT	Shamon Jamerson, CB	David Lose, OG	Adam Rothenfluh, QB	Jeremy Weldon, DT
Trent Bray, LB	Tim Euhus, TE	Jayson Jean-Baptiste, DE	Jason Lowe, LB	Kanan Sanchez, OG	Aric Williams, CB
Nate Brentano, WR	Kenny Farley, WR	Riley Jenkins, TB	Eric Manning, DT	Chaz Scott, LB	Dwight Wright, TB
Matt Brock, C	Josh Farrell, TB	Ryan Kanekeberg, LB	Mitch Meeuwssen, FS	Richard Seigler, LB	Kirk Yliniemi, PK
Travis Brown, WR	Peter Gregg, DE	Brian Kilkenny, WR	Dustin Murray, SS	Bill Swancutt, DE	
Calvin Carlyle, CB	Noah Happe, DE	Shawn Kintner, TB	James Newson, WR	Carl Tobey, P	
Brandon Catanesse, FS	Mike Hass, WR	Mike Kuykendall, OG	Doug Nienhuis, OT	Seth Trimmer, WR	
Ryan Cesca, PK	Jamaal Jackson, CB	Seth Lacey, LB	Jonathan Pollard, LB	Erik Tuma, LB	

# BOWL GAME SUMMARIES

## FIESTA BOWL - 2001 (2000 SEASON)

### OREGON STATE 41, NOTRE DAME 9

JANUARY 1, 2001 — SUN DEVIL STADIUM, TEMPE, ARIZ.

Weather — 63 degrees, Clear, W - 5 (West)

TEMPE, Ariz — Oregon State played its best and most complete football game of the season in routing No. 10 Notre Dame 41-9 in the 30th annual Tostitos Fiesta Bowl in the Beavers' first-ever appearance in a BCS Bowl.

Oregon State totally dominated the Irish from the opening kickoff. The Beavers led only 12-3 at halftime and Notre Dame was fortunate the margin wasn't larger as OSU rolled up 278 yards in the first half, including 246 through the air, to 98 for the Irish.

The Beavers scored on three of their four possessions in the first half. On the one possession OSU did not score, the Beavers drove 83 yards in nine plays, only to be stopped on fourth down at the Notre Dame 1-yard line. Patrick McCall was thrown for a 4-yard loss on fourth down as OSU was attempting to stretch its 6-0 lead. As it was, the Beavers took only four plays to score on their next possession, which started at their 10-yard line. After a 14-yard pass to T.J. Houshmandzadeh and a 2-yard run by Ken Simonton, Jonathan Smith connected on a 74-yard TD pass to Chad Johnson boosting OSU's lead to 12-0.

Notre Dame had generated only eight yards in total offense on six offensive plays in the first quarter, a quarter dominated by the aggressive Beaver defense.


It took a major mistake by OSU for Notre Dame to avoid being shut out in the first half. The Beavers had the Irish pinned on their own 2-yard line facing a third-down-and-31 situation. OSU forced an incomplete pass, but the Beavers' Calvin Carlyle was flagged for a late hit on the play and the 15-yard personal foul carried an automatic first down. The Irish took advantage of the break and marched to OSU's 12-yard line before kicking a 29-yard field goal as time expired in the first half.

The third quarter will be remembered forever by Beaver fans, as OSU pummeled Notre Dame with a 29-point blitzkrieg. It all started innocently enough as the Irish forced the Beavers to punt for the first time in the contest after holding OSU on the opening series. The floodgates opened after that. In the span of eight minutes the Beavers accounted for 29 points.

On Notre Dame's first possession of the second half, Darnell Robinson sacked Irish quarterback Matt LoVecchio on second down and forced a fumble in the process. Two plays later Smith connected on a 23-yard TD pass to Houshmandzadeh. Next came a bizarre punt return for a TD as Houshmandzadeh returned a Notre Dame punt from OSU's 27, was hit at the 50 and fumbled, only to have teammate Terrell Roberts field the ball in the air and race 45 yards for a TD.

Smith passed 4-yards to Johnson for another score and Ken Simonton, who had 85 yards rushing on 18 carries, scored the final Beaver TD on a 4-yard run.

Smith was named the Offensive Player of the Game after completing 16 of 24 passes for 305 yards and 3 touchdowns. Robinson was named the Defensive Player of the Game after recording seven tackles, a sack, two tackles for loss, a pass breakup and a pass interception.



### TEAM STATISTICS

	OSU	ND
First Downs	20	18
Rushing	7	5
Passing	12	7
Penalty	1	6
Net Rushing	127	17
Net Passing	319	138
Pass Attempts	25	33
Pass Comp.	17	13
Pass INT	0	2
Offensive Plays	64	70
Net Yards	446	155
Fumbles-Lost	3-1	2-1
Penalties-Yards	18-174	7-42
Punts-Yards	3-117	6-249
Punt Returns-Yards	4-106	2-(-1)
Kickoff Returns-Yards	1-12	6-146
Possession Time	29:47	30:13
3rd Down Conversions	5-13	4-15
4th Down Conversions	1-2	0-2
Sacks by - Yards	5-42	3-15

### SCORING SUMMARY

	OSU	ND
Notre Dame	0	3
Oregon State	3	9

OSU - Ryan Cesca 32-yard field goal  
 OSU - Ryan Cesca 29-yard field goal  
 OSU - Chad Johnson 74-yard pass from Jonathan Smith (pass failed)  
 ND - Nick Setta 29-yard field goal  
 OSU - T.J. Houshmandzadeh 23-yard pass from J. Smith (Cesca kick)  
 OSU - Terrell Roberts 45-yard punt return (Cesca kick)  
 OSU - C. Johnson 4-yard pass from J. Smith (Prescott pass from Smith)  
 OSU - Ken Simonton 4-yard run (Cesca kick)  
 ND - Tony Fisher 1-yard run (Setta kick)

Attendance: 75,426

### INDIVIDUAL STATISTICS

#### OREGON STATE

Rushing	Att.	YVG	TD	LG
Ken Simonton	18	85	1	17
Antonio Battle	8	32	0	16
Patrick McCall	10	25	0	12
Nick Stremick	1	-2	0	0
Jonathan Smith	2	-13	0	0
Totals	39	127	1	17

Passing	Att-Comp-Int	Yds	TD	Lg	Sack
Jonathan Smith	24-16-0	305	3	74	2
Nick Stremick	1-1-0	14	0	14	1
Totals	25-17-0	319	3	74	3

Receiving	No.	Yds	TD	LG
T.J. Houshmandzadeh	6	74	1	23
Chad Johnson	4	93	2	74
Marty Maurer	3	82	0	30
Robert Prescott	2	41	0	25
Patrick McCall	1	15	0	15
James Newson	1	14	0	14
Totals	17	319	3	74

Punting	No.	Yds	Avg.	LG	IN 20
Mike Fessler	3	117	43.0	43	2

Kickoff Returns	No.	Yds	LG	TD
Ricky Walker	1	12	12	0
Totals	1	12	12	0

Punt Returns	No.	Yds	LG	TD
T.J. Houshmandzadeh	4	61	23	0
Terrell Roberts	0	45	45	1
Totals	4	106	45	1

Field Goals: Ryan Cesca 32-yard (Good), 29-yard (Good)

### INDIVIDUAL STATISTICS

#### NOTRE DAME

Rushing	Att.	YVG	TD	LG
Julius Jones	13	30	0	12
Terrance Howard	8	28	0	9
Tony Fisher	5	9	1	9
Tom Lopienski	1	0	0	0
Joey Gettherall	1	-1	0	0
Matt LoVecchio	9	-49	0	7
Totals	37	17	1	12

Passing	Att-Comp-Int	Yds	TD	Lg	Sack
Matt LoVecchio	33-13-2	138	0	40	5
Totals	33-13-2	138	0	40	5

Receiving	No.	Yds	TD	LG
David Givens	4	23	0	13
Javin Hunter	3	57	0	40
Dan O'Leary	2	36	0	26
Tony Fisher	2	2	0	2
Joey Gettherall	1	10	0	10
Julius Jones	1	10	0	10
Totals	13	138	0	40

Punting	No.	Yds	Avg.	LG	IN 20
Joey Hildbold	6	249	41.5	47	2

Kickoff Returns	No.	Yds	LG	TD
Julius Jones	4	88	31	0
Tony Driver	1	35	35	0
Javin Hunter	1	23	23	0
Totals	6	146	35	0

Punt Returns	No.	Yds	LG	TD
Joey Gettherall	2	-1	0	0
Totals	2	-1	0	0

Field Goals: Nick Setta 29-yard (Good)

## 2001 FIESTA BOWL ROSTER

Junior Adams, WR	Matt Davis, OG	Noah Happe, LB	Brian Kilkeny, DT	James Newson, WR	Luke Scott, DB	Casey Waletich, LB
James Allen, LB	Kaith DiDomenico, OG	Mike Havens, DL	Shawn Kintner, WR	Doug Nienhuis, DT	Richard Seigler, MLB	Ricky Walker, CB
Ryan Atkinson, DT	Dwan Edwards, DT	Keith Heyward-Johnson, CB	Mike Kuykendall, DT	Charles O'Neal, DT	Ken Simonton, TB	Mark Walsh, TE
Nick Barnett, LB	Robbie Enghusen, OT	Aaron Hill, WR	Seth Lacey, LB	Sela O'Reilly, DE	Jonathan Smith, QB	Dennis Weathersby, CB
Antonio Battle, TB	Tim Euhus, TE	Shayne House, QGB	Pat Loney, TE	Mike Payton, WR	Paul Soto, DL	Mike White, PK
Nate Brentano, WR	Mike Fessler, P	T.J. Houshmandzadeh, WR	David Lose, DT	Ryan Petersen, WR	Matt Stanwood, PK	Mitch White, OT
Matt Brock, C	Steve Frketch, OG	LaDairis Jackson, DE	Eric Manning, DT	Jonathan Pollard, LB	Nick Stremick, QB	Aric Williams, CB
Greg Brown-Davis, LB	Samuel Cape, CB	Jason Jacobs, FS	Robert Marshall, SS	Robert Prescott, WR	Robert Sykes, OG	Aaron Wright, SS
Turner Byrd, WR	Brad Curry, DB	Shamon Jamerson, CB	Marty Maurer, TE	Terrell Roberts, SS	Johan Thomas, CB	Dwight Wright, TB
Calvin Carlyle, FS	Chris Gibson, C	Dustin Janz, OL	Patrick McCall, TB	Darnell Robinson, LB	Tyler Thomas, QB	Kirk Yimemi, PK
Terrance Carroll, SS	George Gillett, WR	Riley Jenkins, WR	Tyler McClaughry, OG	Tyler Ross, TE	Carl Tobey, P	
Ryan Cesca, PK	DeLawrence Grant, DE	Bennie Johnson, TE	Mitch Meeuwesen, SS	Kyle Rosselle, DE	Daniel Torres, DT	
Jake Cookus, SS	Steve Gray, CB	Chad Johnson, WR	Tevita Moala, LB	Adam Rothenfluh, QB	Sanders Trent, WR	
Jared Cornell, OG	Peter Gregg, DL	Greg Jones, LB	Eric Mobley, FS	Dan Rothwell, DE	Seth Trimmer, WR	
Paul Davidian, OG	Jason Haas, C	Ryan Kanekeberg, QB	Ron Monteilh, WR	Kanan Sanchez, OG	Brian Tulikihifo, DE	
Lee Davis, OT	Jarvez Hall, OL	Colin Kealoha, OL	Tim Murrick, LB	Vincent Sandoval, OT	Erik Tuma, LB	

# BOWL GAME SUMMARIES

## O'AHU BOWL - 1999

**HAWAII 23, OREGON STATE 17**  
**DECEMBER 24, 1999 — ALOHA STADIUM,**  
**HONOLULU, HAWAII**

Weather - 79 degrees, Fair, W - 15-25  
 (South-Southwest)

HONOLULU, Hawaii — Oregon State fans invaded the Islands in mass as the program made its first bowl appearance since January of 1965. The Beavers had the unenviable chore of playing the University of Hawaii Rainbow Warriors in the O'ahu Bowl at UH's home field — Aloha Stadium.

Oregon State looked like it was on its way to its first postseason victory since the 1962 Liberty Bowl, when it took its first possession 79 yards in 10 plays to score on Ken Simonton's 1-yard run with 8:23 left in the opening quarter. He rushed for 30 yards on OSU's first play from scrimmage and accounted for 40 yards on the first TD drive.

OSU got a big break late in the first period and didn't capitalize on the opportunity, which might have been one of the big plays of the game. OSU had to punt on its second possession and UH's Avion Weaver fumbled after a hit by Terrence Carroll, who also recovered the ball at the Hawaii 14-yard line. The Beavers were unable to move the ball and Ryan Cesca's 42-yard field goal sailed right, seemingly giving Hawaii new confidence.

Hawaii took advantage of OSU's only turnover of the game to get on the scoreboard. Jonathan Smith fumbled a snap from center at the Beavers' 24 yard line. The Rainbows were stopped at the 8-yard line and settled for a 26-yard field goal by Eric Hannum. Hawaii tried an onside kick following the field goal, but the Beavers recovered for great field position at the Hawaii 49.

Once again, Cesca missed on a field goal attempt from 31 yards out. The Warriors took over on their own 20 and put together their only long drive of the game, moving 80 yards in eight plays to score on a 9-yard pass from Dan Robinson to Channon Harris, putting Hawaii up 10-7. OSU tied the contest on the final play of the first half, a 37-yard field goal by Cesca, following an interception by Calvin Carlyle.

Hawaii scored 10 points in the third quarter and the Beavers were held scoreless as they could not sustain a drive. The Rainbows moved out to a 23-10 lead with 2:58 left in the game on a 35-yard field goal by Hannum and appeared to have the game locked up at that point. However, OSU's offense finally caught fire and Smith moved the Beavers 81 yards in 10 plays in only 1:31 elapsed time as Simonton scored on a 13-yard draw play to narrow the margin to 23-17.

Then, the biggest play of the game occurred following the Beaver touchdown. OSU executed an onside kick and Roddy Tompkins recovered at the Hawaii 48. But, an official threw a flag indicating the Beavers had not lined up properly and voided the recovery. The next onside kick went out of bounds and Hawaii was able to run out the remaining 1:27.

Simonton was named OSU's outstanding player of the game after rushing for 157 yards, scoring two touchdowns and accounting for 182 all-purpose yards.



### TEAM STATISTICS

	OSU	UH
First Downs	24	21
Rushing	12	5
Passing	12	11
Penalty	0	5
Net Rushing	169	83
Net Passing	269	266
Pass Attempts	40	40
Pass Comp.	19	23
Pass INT	0	1
Offensive Plays	75	64
Net Yards	438	349
Fumbles-Lost	3-1	3-1
Penalties-Yards	14-138	9-88
Punts-Yards	6-216	4-163
Punt Returns-Yards	3-2	4-25
Kickoff Returns-Yards	6-79	1-18
Possession Time	31:09	28:51
3rd Down Conversions	6-16	5-14
4th Down Conversions	1-1	0-1
Sacks by - Yards	0-0	6-30

### SCORING SUMMARY

	Hawaii	OSU	UH	OSU	UH
Hawaii	0	10	10	3	- 23
Oregon State	7	3	0	7	- 17

OSU - Ken Simonton 1-yard run (Cesca kick)  
 UH - Eric Hannum 26-yard field goal  
 UH - Channon Harris 9-yard pass from Dan Robinson (Hannum kick)  
 OSU - Ryan Cesca 37-yard field goal  
 UH - Channon Harris 30-yard pass from Dan Robinson (Hannum kick)  
 UH - Eric Hannum 22-yard field goal  
 UH - Eric Hannum 35-yard field goal  
 OSU - Ken Simonton 13-yard run (Cesca kick)

Attendance: 40,974

### INDIVIDUAL STATISTICS

#### OREGON STATE

Rushing	Att.	NYG	TD	LG
Ken Simonton	18	157	2	43
Antonio Battle	6	19	0	7
Jonathan Smith	11	-7	0	18
Totals	35	169	2	43

Passing	Att-Comp-Int	Yds	TD	Lg	Sack
Jonathan Smith	40-19-0	269	0	46	6
Totals	40-19-0	269	0	46	6

Receiving	No.	Yds	TD	LG
Imani Percoats	5	67	0	26
Robert Prescott	4	61	0	29
Ken Simonton	3	25	0	12
T.J. Houshmandzadeh	2	53	0	46
Shawn Kintner	2	27	0	21
Marty Maurer	1	16	0	16
Monjero Jones	1	14	0	14
Roddy Tompkins	1	6	0	6
Totals	19	269	0	46

Punting	No.	Yds	Avg.	LG
Mike Fessler	6	216	36.0	44

Kickoff Returns	No.	Yds	LG	TD
Robert Prescott	4	62	19	0
Ricky Walker	1	17	17	0
Jake Cookus	1	0	0	0
Totals	6	79	19	0

Punt Returns	No.	Yds	LG	TD
T.J. Houshmandzadeh	3	2	6	0
Totals	3	2	6	0

Field Goals: Ryan Cesca 42-yard (Missed), 47-yard (Blocked), 37-yard (Good)

### INDIVIDUAL STATISTICS

#### HAWAII

Rushing	Att.	NYG	TD	LG
Avion Weaver	18	84	0	17
Atatia Thompson	1	3	0	3
Craig Stutzman	2	2	0	3
Dan Robinson	3	-6	0	0
Totals	24	83	0	17

Passing	Att-Comp-Int	Yds	TD	Lg	Sack
Dan Robinson	40-23-1	266	2	30	0
Totals	40-23-1	266	2	30	0

Receiving	No.	Yds	TD	LG
Channon Harris	5	81	2	30
Avion Weaver	5	65	0	25
Craig Stutzman	4	50	0	27
Ashley Lelle	4	43	0	24
Dwight Carter	4	29	0	12
Attrice Brooks	1	-2	0	0
Totals	23	266	2	30

Punting	No.	Yds	Avg.	LG
Chad Shrout	4	163	40.8	45

Kickoff Returns	No.	Yds	LG	TD
Ricky Lumford	1	18	18	0
Totals	1	18	18	0

Punt Returns	No.	Yds	LG	TD
Justin Colbert	3	24	12	0
Ricky Lumford	1	1	1	0
Totals	4	25	12	0

Field Goals: Eric Hannum 26-yard (Good), 22-yard (Good), 35-yard (Good)

## 1999 O'AHU BOWL ROSTER

Junior Adams, WR	Jake Cookus, SS	Todd Grussmeyer, WR	Brian Kilkeny, DL	James Newson, WR	Jonathan Smith, QB	Casey Waletich, LB
James Allen, LB	Rory Cordial, QB	Hashim Hall, TB	Shawn Kintner, WR	Charles O'Neal, DT	Matt Smith, DB	Ricky Walker, CB
Ryan Atkinson, DE	Jared Cornell, OL	Noah Happe, DL	Aaron Koch, OG	Sefa O'Reilly, LB	Chad Sorenson, WR	Mark Walsh, TE
Clint Autry, CB	Paul Davidian, OL	Jason Haas, DL	Mike Kuykendall, OT	Imani Percoats, WR	Matt Stanwood, PK	Dennis Weathersby, CB
Shawn Ball, DT	Matt Davis, OG	Keith Heyward-Johnson, CB	David Lose, DT	Greg Petty, TE	Nick Stremick, QB	Aaron Wells, DT
Nick Barnett, SS	Keith DiDomenico, C	Aaron Hill, WR	Paul Luoma, DT	Robert Prescott, WR	David Swopes, TB	Isaac White, LB
Antonio Battle, RB	Dwan Edwards, DE	Shayne House, QB	Eric Manning, DT	Jarrod Reed, OL	Robert Sykes, OL	Jason White, OT
Brandon Boice, LB	Robbie Enghusen, OT	T.J. Houshmandzadeh, WR	Robert Marthaller, FS	Terrell Roberts, CB	Toalei Talatana, DE	Mike White, PK
Nate Brentano, WR	Tim Cuhus, TE	Jonathan Jackson, LB	Marin Maurer, TE	Darnell Robinson, LB	Robert Theus, OG	Mitch White, OT
Greg Brown-Davis, LB	Mike Fessler, P	DaDairis Jackson, DE	Patrick McCall, TB	Tyler Ross, TE	Tyler Thomas, QB	Aaron Wright, FS
Terrence Bryant, QB	Steve Frketic, OG	Jason Jacobs, FS	Tyler McCloughry, OL	Kyle Russell, DE	Carl Tobey, P	
Turner Byrd, WR	Samuel Gage, SS	Shamon Jamerson, CB	Tevita Moala, LB	Dan Rothwell, DT	Roddy Tompkins, WR	
Calvin Carlyle, SS	Chris Gibson, DL	Dustin Janz, DL	Eric Mobley, TB	Vincent Sandoval, OL	Daniel Torres, DE	
Terrence Carroll, FS	DeLawrence Grant, DE	Bennie Johnson, TE	Micah Moore, LB	Richard Seigler, LB	Seth Trimmer, WR	
Ryan Cesca, PK	Terrence Gray, CB	Monjero Jones, WR	Matt Moore, DL	Richard Shepherd, PK	Brian Tulikihihio, DT	
Mark Christensen, OG	Peter Gregg, LB	Colin Kealoha, OL	Tim Murrick, LB	Ken Simonton, TB	Erik Tuma, LB	

# BOWL GAME SUMMARIES

## ROSE BOWL - 1965 (1964 SEASON)


### MICHIGAN 34, OREGON STATE 7 JANUARY 1, 1965 — ROSE BOWL, PASADENA, CALIF.

Despite this visual evidence to the contrary, the Rose Bowl can be anything but a bed of roses. Oregon State found that out on January 1, 1965, losing to Michigan 34-7. The No. 8-ranked Beavers had gone into the game as 11-point underdogs to the No. 4-ranked Wolverines, but OSU did go into the game with some optimism.

Early on, Oregon State looked like it might pull off a stunner. After a scoreless first quarter, the Beavers took a 7-0 lead on a Doug McDougal 5-yard pass from Paul Brothers, but Michigan led 12-7 at halftime and the lead would grow.

Leading up to the game, there was controversy. When OSU and Oregon rejoined the Athletic Association of Western Universities for the 1964 season, schools didn't have time to juggle their schedules for a full round-robin slate of conference games. The Beavers and USC both finished with 3-1 records in league play, the selection of the Rose Bowl representative was left up to a vote of the conference's faculty athletic representatives; OSU had an 8-2 overall mark to USC's 7-3. The decision didn't sit well with many in and around Los Angeles and the Beavers took quite a bit of grief from the press and public during their visit.

Oregon State head coach Tommy Prothro left the school shortly after the game to become the head coach at UCLA.



### SCORING SUMMARY

Michigan	0	12	15	7	-	34
Oregon State	0	7	0	0	-	7

OSU - Doug McDougal 5-yard pass from Paul Brothers (Clark kick)  
 UM - Mel Anthony 84-yard run (kick failed)  
 UM - Carl Ward 43-yard run (pass failed)  
 UM - Mel Anthony 1-yard run (Timberlake run)  
 UM - Mel Anthony 7-yard run (Timberlake run)  
 UM - Bob Timberlake 24-yard run (Sygar kick)

Attendance: 100,423

### INDIVIDUAL STATISTICS

#### OREGON STATE

Rushing	Att.	NYG	TD	LG
Charlie Shaw	4	28	0	14
Cliff Watkins	8	24	0	8
Booker Washington	3	15	0	14
Gordon Queen	4	0	0	12
Paul Brothers	12	-3	0	11
Totals	31	64	0	14

Passing	Att-Comp-Int	Yds	TD	Lg
Paul Brothers	17-9-0	89	1	43
Gordon Queen	16-10-0	90	0	42
Totals	33-19-0	179	1	43

Receiving	No.	Yds	Avg	TD
Olvin Moreland	4	29	7.3	0
Cliff Watkins	3	43	14.3	0
Bob Grim	3	42	14.0	0
Scott Miller	3	21	7.0	0
Len Frketch	2	23	11.5	0
Charlie Shaw	1	8	8.0	0
Doug McDougal	1	5	5.0	1
Mike Sullivan	1	5	5.0	0
Marv Crowston	1	2	2.0	0
Totals	19	269	9.5	1

Punting	No.	Yds	Avg.
Len Frketch	9	392	43.5

Kickoff Returns	No.	Yds	Avg.	TD
Cliff Watkins	3	64	26.3	0
Booker Washington	1	17	17.0	0
Len Frketch	1	8	8.0	0
Totals	5	89	17.8	0

Punt Returns	No.	Yds	Avg.	FC
Dan Espalin	0	0	0	2
Totals	0	0	0	2

### INDIVIDUAL STATISTICS

#### MICHIGAN

Rushing	Att.	NYG	TD	LG
Mel Anthony	13	123	3	84
Carl Ward	10	88	1	43
Bob Timberlake	12	57	1	24
David Fisher	5	30	0	12
James Detwiler	5	16	0	7
Richard Sygar	1	8	0	8
Louis Lee	1	5	0	5
Richard Wells	1	3	0	3
Richard Volk	1	1	0	1
Wallace Gabier	1	1	0	1
Barry Dehlin	1	0	0	0
Totals	51	332	5	84

Passing	Att-Comp-Int	Yds	TD	Lg
Bob Timberlake	10-7-0	77	0	34
Forest Evashevski	1-1-0	6	0	6
Totals	11-8-0	83	0	34

Receiving	No.	Yds	Avg.	TD
John Henderson	4	34	8.5	0
James Detwiler	1	30	30.0	0
Ben Farabee	1	8	8.0	0
Craig Kirby	1	6	6.0	0
Mel Anthony	1	5	5.0	0
Totals	8	83	10.4	0

Punting	No.	Yds	Avg.
Stanley Kemp	5	168	33.6

Kickoff Returns	No.	Yds	Avg.	TD
James Detwiler	1	28	28.0	0 Carl
Ward	1	20	20.0	0
Totals	2	48	24.0	0

Punt Returns	No.	Yds	Avg.	FC
Richard Sygar	6	50	8.3	0
Robert Mielke	1	24	24.0	0
Richard Rindfuss	1	11	11.0	0
Totals	8	85	10.6	0

### OSU LINEUP

#### Offense

- LE Bob Grim, Scott Miller
- LT Bill Stellmacher, Ken Brusven
- LG Warren Cole, Norm Winton, Joe Heacock
- C Hoyt Keeney, Rockne Freitas, Doug Suckling
- RG Al Funston, Jerry Neil
- RT Rich Koeper, Jim Wilkin
- TE Doug McDougal, Len Frketch, Tom Coccione, Mike Sullivan
- QB Paul Brothers, Gordon Queen
- LH Cliff Watkins, Charlie Shaw, Marv Crowston
- RH Olvin Moreland
- FB Booker Washington
- K Steve Clark

#### Defense

- LE Greg Hartman, Thurman Bell
- LT Dennis Rozario, Ron Aarts
- DG Dave Gould
- DG Doug John
- RT George Carr
- RE Al East
- LB Jack O'Billovich
- LB Dick Ruhl
- LHB Tom Osmer
- S Dan Espalin
- RHB Jim Smith

#### Coaching Staff:

Head Coach Tommy Prothro, Bob Zelinka, Ron Siegrist, Bobb McKittrick, Joe Francis, John Cooper, Jerry Long

## 1965 ROSE BOWL ROSTER

Ron Aarts, tackle, Riverside, Calif., 6-4, 206  
 Thurman Bell, end, Fresno, Calif., 6-0, 182  
 Paul Brothers, back, Roseburg, 6-1, 181  
 Ken Brusven, tackle, Redwood City, Calif., 6-3, 223  
 George Carr, tackle, Los Angeles, Calif., 6-2, 198  
 Steve Clark, kicker, Springfield, 6-2, 210  
 Tom Coccione, end, Kirkland, Wash., 6-0, 175  
 Warren Cole, guard, Stockton, Calif., 6-1, 207  
 Marv Crowston, back, Vernonia, 6-0, 179  
 Al East, end, Portland, 5-10, 181  
 Dan Espalin, back, Wilmington, Calif., 5-9, 173  
 Rockne Freitas, center, Honolulu, Hawaii, 6-5, 259  
 Len Frketch, end, Chino, Calif., 6-3, 212  
 Al Funston, guard, Medford, 5-8, 179  
 Jim Godfrey, linebacker, Portland, 6-3, 196  
 Dave Gould, guard, North Bend, 6-0, 215

Bobby Grim, end, Red Bluff, Calif., 6-0, 176  
 Greg Hartman, end, Independence, 6-1, 178  
 Joel Heacock, guard, Springfield, 6-1, 188  
 Doug John, guard, Roseburg, 6-2, 236  
 Hoyt Keeney, center, Portland, 6-2, 202  
 Rich Koeper, tackle, Redwood City, Calif., 6-4, 246  
 Russ Kuhns, linebacker, Aberdeen, Wash., 5-10, 200  
 Doug McDougal, end, Portland, 6-4, 222  
 Scott Miller, end, Kato, Wash., 6-4, 205  
 Olvin Moreland, end, Los Angeles, Calif., 5-10, 180  
 Jerry Neil, guard, Sacramento, Calif., 6-2, 200  
 Jack O'Billovich, linebacker, Butte, Mont., 6-0, 210  
 Tim Osmer, back, San Jose, Calif., 6-1, 175  
 Pete Pfifer, back, Ridgecrest, Calif., 5-10, 206  
 Gordon Queen, back, Richmond, Calif., 6-1, 185  
 Dennis Rozario, tackle, Hayward, Calif., 6-0, 204

Dick Ruhl, linebacker, Hephner, 6-1, 203  
 Lew Scott, end, West Conshohocken, Pa., 5-11, 159  
 Charlie Shaw, back, Santa Ana, Calif., 6-0, 198  
 Dan Sieg, back, Medford, 5-8, 175  
 Jim Smith, back, Sacramento, Calif., 6-0, 167  
 Bill Stellmacher, tackle, Albany, 6-0, 222  
 Doug Suckling, center, Vancouver, Wash., 6-2, 206  
 Mike Sullivan, end, Kennewick, Wash., 6-4, 207  
 Wayne Valley, guard, San Leandro, Calif., 6-4, 238  
 Booker Washington, back, Los Angeles, Calif., 5-10, 193  
 Cliff Watkins, back, Modesto, Calif., 5-10, 185  
 Jim Wilkin, tackle, Red Bluff, Calif., 6-0, 220  
 Norm Winton, guard, Vancouver, B.C., 6-3, 235



# BOWL GAME SUMMARIES

## LIBERTY BOWL - 1962

### OREGON STATE 6, VILLANOVA 0 DECEMBER 15, 1962 — PHILADELPHIA, PA.

With the temperature 17 degrees at kick-off, only 17,048 fans made their way to the enormous arena on the south side to see the No. 17-ranked Beavers beat hometown Villanova 6-0. Wrote the late George Pasero of The Oregon Journal: "The Liberty Bowl was televised, of course, with an estimated audience of 27 million in saloons and living rooms a lot more comfortable than the 17,048 human ice cakes who attended." Both teams switched from cleats to tennis shoes prior to the game due to frozen footing.

The only score came on Terry Baker's 99-yard run with 9:54 left in the first quarter, and Oregon State spent the rest of the afternoon holding off the Wildcats. OSU's undersized line was pushed around between the 20-yard lines and Villanova outgained the Beavers 309-299, but Oregon State came up with four fumbles and two interceptions.


Baker wasn't all of Oregon State's offense, but it was close. He rushed for 137 yards and passed for 123. His performance clinched his Heisman Trophy.

#### OSU LINEUP

LE Vern Burke, Paul Seale, Scott Miller  
 LT Jim Funston, Joe Bonilla  
 LG George Gnos, Rick Nelson, Warren Cole  
 C Dick DeBisschop, Hoyt Keeney, John Farrell  
 RG Ross Cariaga, Don Doman, Al Funston  
 RT Jerry Neil, Tim Holley, Rich Koepfer  
 RE Fred Jones, Len Frketch, Doug McDougal  
 QB Terry Baker, Rich Brooks  
 LH Dan Espalin, Dick Jones, Jim Sinyard  
 RH Dan Sieg, Olvin Moreland  
 FB Bruce Williams, Booker Washington, Dick Ruhl

#### Coaching Staff:

Head Coach Tommy Prothro, Bob Watson, Bobb McKittrick, Ron Siegrist, Bob Zelinka, Bob Gambold, Jerry Long



### SCORING SUMMARY

Oregon State	6	0	0	0	-	6
Villanova	0	0	0	0	-	0

OSU - Terry Baker 99-yard run (pass failed)

Attendance: 17,048

### INDIVIDUAL STATISTICS

#### OREGON STATE

Rushing	Att.	NYG	TD
Terry Baker	13	137	1
Booker Washington	7	21	0
Bruce Williams	4	12	0
Dick Jones	1	9	0
Dan Sieg	1	1	0
Dan Espalin	4	-4	0
Totals	30	176	1

Passing	Att-Comp-Int	Yds	TD
Terry Baker	21-9-0	123	0
Totals	21-9-0	123	0

Receiving	No.	Yds	Avg.	TD
Len Frketch	3	43	14.3	0
Vern Burke	3	33	11.0	0
Dan Espalin	1	17	17.0	0
Olvin Moreland	1	17	17.0	0
Dan Sieg	1	13	13.0	0
Totals	9	123	13.7	0

Punting	No.	Yds	Avg.
Terry Baker	4	130	32.5
Rich Brooks	1	40	40.0
Totals	5	170	34.0

Kickoff Returns	No.	Yds	Avg.	TD
Dan Espalin	1	20	20.0	0
Totals	1	20	20.0	0

Punt Returns	No.	Yds	Avg.	TD	Dan
Espalin	1	0	0	0	
Totals	1	0	0	0	

### INDIVIDUAL STATISTICS

#### VILLANOVA

Rushing	Att.	NYG	TD
Billy Joe	14	66	0
Lou Rettino	12	49	0
Jim Thomas	9	46	0
Larry Glueck	5	33	0
Richie Richman	8	20	0
Jack Boyle	4	19	0
Bob Merendo	4	18	0
Ted Aceto	3	-5	0
Totals	59	246	0

Passing	Att-Comp-Int	Yds	TD
Ted Aceto	8-5-1	61	0
Richie Richman	2-1-1	2	0
Totals	10-6-2	63	0

Receiving	No.	Yds	Avg.	TD
Mike Delane	1	22	22.0	0
Jack Clifford	1	19	19.0	0
Jim Thomas	1	8	8.0	0
Richie Richman	1	8	8.0	0
Billy Joe	1	4	4.0	0
Bob Merendo	1	2	2.0	0
Totals	6	63	10.5	0

Punting	No.	Yds	Avg.
Bill Sherlock	3	124	41.3

Kickoff Returns	No.	Yds	Avg.	TD
Jack Boyle	1	21	21.0	0
Jack McDonald	1	0	0.0	0
Totals	2	21	10.5	0

Punt Returns	No.	Yds	Avg.	TD
Larry Glueck	3	0	0.0	0
Totals	3	0	0.0	0

## 1962 LIBERTY BOWL ROSTER

Tim Ankersen, center, Buena Park, Calif., 5-10, 178  
 Terry Baker, back, Portland, 6-3, 191  
 Thurman Bell, end, Fresno, Calif., 5-11, 171  
 Joe Bonilla, tackle, Salma, Calif., 5-10, 201  
 Rich Brooks, back, Grass Valley, Calif., 5-11, 172  
 Vern Burke, end, Bakerfield, Calif., 6-4 1/2, 188  
 Ross Cariaga, guard, Fresno, Calif., 5-9, 189  
 Steve Clark, kicker, Springfield, 6-2, 190  
 Warren Cole, guard, Stockton, Calif., 6-1, 186  
 Dick DeBisschop, center, San Anselmo, Calif., 6-0, 192  
 Ron Doman, guard, Ontario, 5-10, 189  
 Dan Espalin, back, Wilmington, Calif., 5-7, 168  
 John Farrell, center, Sacramento, Calif., 6-0, 194  
 Len Frketch, end, Chino, Calif., 6-3, 195  
 Al Funston, guard, Medford, 5-9, 182  
 Jim Funston, tackle, Medford, 6-0, 210  
 George Gnos, guard, Novato, Calif., 6-1, 200  
 Jeff Harris, tackle, Aberdeen, Wash., 6-1, 201  
 Tom Holley, tackle, Burbank, Calif., 6-1, 209  
 Dick Jones, back, Donora, Pa., 5-8, 166

Fred Jones, end, Oroville, Calif., 5-10, 181  
 Hoyt Keeney, center, Portland, 6-2, 194  
 Rich Koepfer, tackle, Redwood City, Calif., 6-4, 225  
 Doug McDougal, end, Portland, 6-4, 211  
 Fred Miller, tackle, Stockton, Calif., 5-11, 188  
 Scott Miller, end, Kelso, Wash., 6-4, 194  
 Olvin Moreland, back, Los Angeles, Calif., 5-11, 174  
 Jerry Neil, tackle, Sacramento, Calif., 6-2, 205  
 Rick Nelson, guard, Salem, 5-11, 196  
 Art O'Grady, back, Wilmington, Calif., 5-10, 187  
 Gordon Queen, back, Berkeley, Calif., 6-1, 181  
 Ed Rice, back, Acampo, Calif., 5-9, 175  
 Dick Ruhl, linebacker, Heppner, 6-1, 204  
 Paul Seale, end, Vancouver, B.C., 6-3, 196  
 Dan Sieg, back, Medford, 5-9, 169  
 Jim Sinyard, back, Redding, Calif., 5-10, 168  
 Doug Suckling, center, Vancouver, Wash., 6-2, 189  
 Booker Washington, back, Los Angeles, Calif., 5-10, 179  
 Bruce Williams, back, Auburn, Calif., 6-0, 196  
 Mike Youngquist, tackle, Salem, 6-2, 195



Terry Baker's 99-yard run was the only score in the 1962 Liberty Bowl.

# BOWL GAME SUMMARIES


## ROSE BOWL - 1957 (1956 SEASON)

### IOWA 35, OREGON STATE 19 JANUARY 1, 1957 — ROSE BOWL, PASADENA, CALIF.

Oregon State played in its second Rose Bowl game, but its first at the Rose Bowl. The Beavers' previous appearance was in 1942 in the only Rose Bowl not played in Southern California — the game was moved to Durham, N.C. because of World War II.

A crowd of 100,000 witnessed 10th-ranked Oregon State victimized by some early mistakes and the Beavers lost 35-19 to third-ranked Iowa. OSC head coach Tommy Prothro and the Beavers had already had one crack at Iowa, losing to the Hawkeyes 14-13 on Iowa's home field in early October; it was the first Rose Bowl to pair teams that had already played during the regular season. Wrote the late George Pasero of The Oregon Journal after talking to the Beavers after the game: "All the opinions ended up at the same place. OSC tackling was the worst of the season and no one seemed able to explain why."

Halfback Joe Francis rushed for 73 yards and passed for another 130 yards to lead Oregon State's offensive attack. Back Sterling Hammock had four receptions for 65 yards.



#### OSC LINEUP

LE Norm Thiel, Dwayne Fournier  
 LT John Witte, Ernie Zwahlen  
 LG John Sniffen, Bobb McKittrick  
 C Dick Corrick, Buzz Randall, Spiro Anagnos  
 RG Jim Brackins, Vern Ellison  
 RT Dave Jesmer, Ted Bates, Ed Rogers  
 RE Bob DeGrant, Frank Negri, John Clark  
 QB Gerry Laird, Ted Searle, Gary Lukehart  
 LH Joe Francis, Paul Lowe, Tony Arana  
 RH Earnel Durden, Sterling Hammack, Chuck Marsh, John Owings  
 FB Tom Berry, Nub Beamer, Bob Milum

#### Coaching Staff:

Head Coach Tommy Prothro, Clay Stapleton, Bob Watson, Bob Zelinka, John Thomas, Dick Twenge.

## 1957 ROSE BOWL ROSTER

Spiro Anagnos, center, Lodi, Calif., 5-9, 176  
 Tony Arana, back, Yale, 5-11, 168  
 Ted Bates, tackle, Los Angeles, Calif., 6-3, 206  
 Nub Beamer, back, Roseburg, 5-11, 189  
 Tom Berry, back, Los Angeles, Calif., 5-9, 183  
 Bill Blackburn, back, Monmouth, 5-7, 170  
 Jim Brackins, guard, Redlands, Calif., 6-0, 195  
 Dennis Brundage, guard, Roseburg, 5-10, 181  
 Larry Chamberlain, back, Sheridan, 5-6, 163  
 John Clarke, kicker, Independence, 5-9, 188  
 Dick Corrick, center, LaJolla, Calif., 5-7, 161  
 Bob DeGrant, end, Burlingame, Calif., 6-1, 196  
 Earnel Durden, back, Los Angeles, Calif., 5-10, 160  
 Vern Ellison, guard, Corvallis, 6-1, 221  
 Dwayne Fournier, end, McMinnville, 6-2, 178  
 Joe Francis, back, Honolulu, Hawaii, 6-1, 186  
 Sterling Hammack, back, San Bruno, Calif., 5-11, 170  
 Howard Hogan, guard, Portland, 6-0, 192  
 Dave Jesmer, tackle, Oma Ranch, Calif., 6-2, 226  
 Gary Laird, back, Tulare, Calif., 5-11, 194  
 Paul Lowe, back, Los Angeles, Calif., 6-0, 168  
 Gary Lukehart, back, Campbell, Calif., 6-0, 173

Chuck Marsh, back, Longview, Wash., 6-1, 174  
 Carl Maxwell, end, Antioch, Calif., 6-1, 174  
 Bob Milum, back, Newport Harbor, Calif., 5-10, 175  
 Bobb McKittrick, guard, Baker, 6-0, 185  
 Phil Naylor, tackle, Riverside, Calif., 5-9, 173  
 Frank Negri, end, Los Angeles, Calif., 5-9, 173  
 John Owings, back, Canby, 5-4, 140  
 Jim Peoples, tackle, Butte, Mont., 6-2, 205  
 Buzz Randall, center, Estacada, 6-1, 198  
 Chuck Reich, end, Newport Harbor, Calif., 6-2, 180  
 Ed Rogers, tackles, Waikuku, Hawaii, 6-2, 210  
 Terry Salisbury, tackle, Salem, 5-10, 184  
 Sonny Sanchez, guard, San Francisco, Calif., 5-9, 184  
 Ted Searle, back, Honolulu, Hawaii, 192  
 John Sniffen, guard, Roseville, Calif., 5-11, 209  
 Norm Thiel, end, Chowchilla, Calif., 6-0, 179  
 Joe Wade, center, Los Angeles, Calif., 6-2, 205  
 John Witte, tackle, Klamath Falls, 6-2, 232  
 Ernie Zwahlen, tackle, Beaverton, 6-1, 194

### SCORING SUMMARY

Oregon State	0	6	6	7	-	19
Iowa	14	7	7	7	-	35

IOWA — Ken Ploen 49-yard run (Prescott kick)  
 IOWA — Collins Hagler 9-yard run (Prescott kick)  
 OSC — Tom Berry 3-yard run (kick failed)  
 IOWA — Bill Happel 5-yard run (Prescott kick)  
 IOWA — Collins Hagler 66-yard run (Prescott kick)  
 OSC — Nub Beamer 1-yard run (kick failed)  
 IOWA — Jim Gibbons 16-yard pass from Ken Ploen (Prescott kick)  
 OSC — Sterling Hammack 35-yard pass from Joe Francis (Beamer run)

Attendance: 100,000

### INDIVIDUAL STATISTICS

#### OREGON STATE

Rushing	Att.	NYG	TD	LG
Joe Francis	15	73	0	18
Nub Beamer	7	31	1	12
Earnel Durden	3	25	0	13
Tom Berry	4	20	1	7
Paul Lowe	11	20	0	13
Sterling Hammack	2	-3	0	0
Totals	42	166	2	18

#### Passing

Att-Comp-Int	Yds	TD
Joe Francis 12-10-0	130	1
Paul Lowe 1-0-0	0	0
Tony Arana 1-0-0	0	0
Totals 14-10-0	130	1

#### Receiving

No.	Yds	Avg.	TD
Sterling Hammack	4	65	1
Nub Beamer	2	31	15.5
Bob DeGrant	1	14	14.0
Bob Berry	1	11	11.0
Paul Lowe	1	7	7.0
Norm Thiel	1	2	2.0
Totals	10	130	9.2

#### Punting

No.	Yds	Avg.
Joe Francis	2	66
Ted Searle	1	39
Totals	3	105

#### Kickoff Returns

No.	Yds	Avg.	TD
Earnel Durden	2	59	29.5
Tom Berry	2	53	26.5
Sterling Hammack	1	46	46.0
Ted Searle	1	11	11.0
Totals	6	169	28.2

#### Punt Returns

No.	Yds	Avg.	TD
Paul Lowe	1	35	35.0
Sterling Hammack	1	25	25.0
Totals	2	60	30.0

### INDIVIDUAL STATISTICS

#### IOWA

Rushing	Att.	NYG	TD	LG
Collins Hagler	10	85	1	66
Dobrinio	4	64	0	37
Ken Ploen	8	59	1	49
Bill Happel	10	27	1	12
Gravel	8	27	0	7
Nocera	3	24	0	17
Harris	1	7	0	7
Furlong	1	6	0	6
Kloewer	1	3	0	3
Veit	1	0	0	0
Totals	47	301	3	66

#### Passing

Att-Comp-Int	Yds	TD
Ken Ploen 10-9-0	83	1
Duncan 4-2-1	24	0
Veit 1-0-0	0	0
Totals 15-11-1	107	1

#### Receiving

No.	Yds	Avg.	TD
Jim Gibbons	5	61	12.2
Harris	2	21	10.5
Nocera	2	19	9.5
Gilliam	1	15	15.0
Gravel	1	-9	-9.0
Totals	11	107	9.7

#### Punting


No.	Yds	Avg.
Nocera	1	43
Veit	1	29
Totals	2	72

#### Kickoff Returns

No.	Yds	Avg.	TD
Collins Hagler	2	41	20.5
Bill Happel	1	25	25.0
Ken Ploen	1	14	14.0
Totals	4	80	20.0

#### Punt Returns

No.	Yds	Avg.	TD
Collins Hagler	1	32	32.0
Dobrinio	1	1	1.0
Totals	2	33	16.5



Joe Francis had 207 yards of total offense vs. Iowa in the 1957 Rose Bowl.

# BOWL GAME SUMMARIES

## ROSE BOWL - 1942 (1941 SEASON)

**OREGON STATE 20, DUKE 16**  
**JANUARY 1, 1942 — DURHAM, N.C.**

### GAME NOTES

*Courtesy of George Edmonston, Jr.*

This game produced two important firsts. It was OSU's first-ever trip to the famous New Year's Day classic, and it remains the only Rose Bowl played outside Pasadena, which has prompted sports historians over the years to prefix the bowl's famous name with the word "displaced."

The reason was due to the blackout of the West Coast that had followed the attack on Pearl Harbor. The host stadium was Duke University's home field in Durham, N.C., with the undefeated Blue Devils picked as 3-1 favorites. Oregon State's victory came as a big surprise to Eastern and Southern sportswriters, with Sid Feder of the Associated Press writing, "Probably never in the quarter century history of the Tournament of Roses had such a completely overlooked betting underdog jumped up to beat the big fellows. Oregon State came East to the wonderment of most of Dixie as to why the Westerners were going to show up at all."

Beaver boss Lon Stiner, at 38 and the youngest head coach in Rose Bowl history, had prepared his team with a passing attack that dazzled the North Carolinians. Jack Gunether of UPI wrote, "The Beavers skipped and slammed and flicked passes with an ease and finesse which completely baffled the record crowd."

For Oregon State, the star was Dan Durdan, who passed and ran Oregon State College to victory. He was awarded Player of the Game honors and later inducted into the Rose Bowl Hall of Fame. Beaver greats Bob Dethman and George Zelick also added points. Duke blocking back Tommy Prothro also played magnificently.

In one of the great ironies in the annals of college football, Prothro would one day become Oregon State head coach and take the Beavers to not one but two Rose Bowls. The football practice field at OSU bears his name. Returning home, the victorious Stiner and company were feted at a special Rose Bowl Banquet with Oregon Gov. Charles Sprague one of the principal speakers. In 1985, the entire squad was inducted into the State of Oregon Sports Hall of Fame. In 1988 they entered the OSU Athletic Hall of Fame. OSU fans at the time considered the game to be the greatest win in school history.

The winning score came in the third quarter when Gene Gray scored on a 68-yard pass from Bob Dethman.



### SCORING SUMMARY

Oregon State	7	0	13	0	-	20
Duke	0	7	7	2	-	16

- OSC - Don Durdan 15-yard run (Simas kick)
- DUKE - Steve Lach 3-yard run (Gantt kick)
- OSC - George Zelick 31-yard pass from Bob Dethman (Simas kick)
- DUKE - Winston Stegried 1-yard run (Gantt kick)
- OSC - Gene Gray 68-yard pass from Bob Dethman (kick failed)
- DUKE - Safety, Don Durdan tackled in the end zone by Mike Karmazin

Attendance: 56,000

Here is Play-by-Play Picture of Oregon State's Victory Over Duke

DUKE SCORES	OREGON STATE	DUKE UNIVERSITY	O.S.C. SCORES
0	0	0	0
0	7	0	7
0	7	7	14
0	13	7	21
0	13	16	28
0	20	16	34
0	20	16	40
0	20	16	46
0	20	16	52
0	20	16	58
0	20	16	64
0	20	16	70
0	20	16	76
0	20	16	82
0	20	16	88
0	20	16	94
0	20	16	100

16 LOG OF 1942 ROSE BOWL GAME 20

Complete article of Oregon State's great 1942 victory over Duke university in Thursday's Rose Bowl victory at Durham is charted above by A. Donald Kramke, consulting engineer.


Photo: D. Dethman; Du. Durdan; Du. Day; S. Shelton; Sm. Smith; G. Gray; B. Simas; M. McLean; L. Libbee. Duke players: D. Stearns; L. Lach; W. Stegried; E. Long; A. Robinson; R. Rute. See legend for further key.

## 1942 ROSE BOWL ROSTER

George Bain, tackle, Portland, 5-11, 208 (2)  
 James Busch, back, Silverton, 5-11, 203  
 Glenn Byrington, tackle, Philomath, 6-2, 190  
 Martin Chavez, guard, Baker, 5-11, 191 (6)  
 Boyd Clement, center, Portland, 6-2, 203 (4)  
 Stan Czech, tackle, Harvey, Ill., 6-0, 200 (3)  
 Joe Day, back, Seaside, 5-10, 187 (1)  
 Bob Dethman, back, Hood River, 5-10, 185 (9)  
 Don Durdan, back, Eureka, Calif., 5-9, 172 (10)  
 Gene Gray, back, Portland, 5-10, 185 (10)  
 Quentin Greenough, center, San Gabriel, Calif., 5-8, 183 (4)  
 Lee Gustafson, end, Portland, 5-11, 181 (9)  
 Bill Halverson, guard, Portland, 6-2, 230 (3)  
 Lew Hammers, end, Harvey, Ill., 6-2, 176  
 Bob Libbee, back, Sacramento, Calif., 5-10, 172 (10)  
 Marv Markman, back, The Dalles, 6-0, 206  
 Bill McInnis, back, Great Falls, Mont., 6-0, 184  
 Norm Newman, guard, Aberdeen, Wash., 5-9, 185  
 Ted Ossowski, tackle, Beatrice, Neb., 6-0, 204  
 Bob Panagis, center, Los Angeles, Calif., 5-11, 197  
 Frank Parker, guard, Astoria, 5-11, 196 (6)  
 Warren Perryman, end, Portland, 6-0, 187 (1)

George Peters, back, Ventura, Calif., 6-1, 194 (8)  
 Norm Peters, end, Ventura, Calif., 6-0, 183 (7)  
 Bob Proctor, end, Rainier, 5-10, 177  
 Bob Saunders, tackle, Yuba City, Calif., 6-2, 207 (6)  
 Choc Shelton, back, Union, 5-11, 194 (11)  
 Warren Simas, back, Arcata, Calif., 5-11, 205 (11)  
 Everett Smith, back, Coquille, 6-0, 180 (9)  
 Lloyd Wickett, tackle, Aberdeen, 6-0, 197 (2)  
 Jack Yoshihara  
 George Zelick, end, Lewiston, Mont., 5-11, 184 (1)  
 Orville Zielackowski, guard, St. Helens, 6-0, 200 (5)

OSC LINEUP: See roster below. Key: 1-LE; 2-LT; 3-LG; 4-C; 5-RG; 6-RT; 7-RE; 8-QB; 9-LH; 10-RH; 11-FB



# BOWL GAME SUMMARIES

## PINEAPPLE BOWL - 1949 (1948 SEASON)

**OREGON STATE 47, HAWAII 27**  
**JANUARY 1, 1949 — HONOLULU, HAWAII**

### SCORING SUMMARY

Oregon State	14	13	14	6	-	47
Hawaii	0	14	6	7	-	27

### SCORING

Oregon State: Touchdowns; Ken Carpenter 2, Andy Knudsen 2, Don Samuel, Rudy Ruppe, Dick Twenge; PATs, Stan McGuire 5 (place kicks)  
 Hawaii: Touchdowns; Jyan Hirota 3, Dang; PATs, Asato 3 (place kicks)

Attendance: 15,000

### OSC LINEUP

LE Bob Grove, Craig McMicken, Harry Barnes  
 LT Tom Desylvia, Jay Simon  
 LG Ron McReary, Bill Marsters  
 C Bill Overman, Al Gray, Jack Swarbrick, Bob Krell  
 RG Ed Carmichael, Bud Cahill  
 RT Bill Austin, Jim Inglesby  
 RE Stan McGuire, Bud Gibbs  
 QB Rudy Ruppe  
 LH Don Samuel, Dick Gray, Bob Laidlaw  
 RH Ken Carpenter, Ron Newton, Walt Kelly, Andy Knudsen  
 FB Dick Twenge, Duane Moore, Garth Rouse, Cliff Snider, Duke Byers

### Coaching Staff:

Head Coach Lon Stiner, Jim Dixon, Bob Dethman, Lee Gustafson, Al Cox, Jack Belgeman

### GAME NOTES

Total Yards:	OSC 399	Hawaii 406.
Rushing:	OSC 287	Hawaii 256.
Passing:	OSC 5 completions for 112 yards	Hawaii 15 completions for 150 yards.
First Downs:	OSC 18	Hawaii 19.

## PINEAPPLE BOWL - 1940 (1939 SEASON)

**OREGON STATE 39, HAWAII 6**  
**JANUARY 1, 1940 — HONOLULU, HAWAII**

### SCORING SUMMARY

Oregon State	19	0	7	13	-	39
Hawaii	0	6	0	0	-	6

### SCORING

Oregon State: Kenneth Dow (18); John Hackenbruck (6); James Kisselburgh (6); Robert Olsen (6); John Leovich (1); Eberle Schultz (1); Leonard Younce (1).  
 Hawaii: Smith (6).

Attendance: 15,000

### GAME NOTES

HONOLULU, Hawaii — Power generated by the Oregon State College Beavers overcame the tricky plays and passing attack of Hawaii's Rainbows and gave the boys from the Northwest a 39-6 victory in a Pineapple Bowl game that was finished under arc lights.

The Beaver victory climaxed an island invasion that started with Oregon State defeating the Healanii town team on Christmas day.

The Beavers rolled up three touchdowns in the first period against Hawaii, and added another in the third and two more in the fourth. Hawaii scored in the second period. Showers late in the game handicapped Hawaii's passing attack.

Bob Olson, Morrie Kohler, Ken Dow and George Peters scored a touchdown by power drives in the first five minutes of play, with Olson passing to Peters for the final six yards. A few minutes later, Bob Dethman returned a Hawaii punt 12 yards to the 29-yard line, from where Bob Dethman cracked center for 18 yards and Jim Kisselburgh ambled 11 yards through tackle to score.

Vic Kohler intercepted one of Roy Strohlin's passes in the same period, later-alled to John Tsoutsouvas who was down on the Oregon State 49. Hackenbruck made 18 on an end-around. Kohler added five at the line, and then Joe Tomich passed to Hackenbruck in the end zone.

Hawaii drove to Oregon State's 12-yard line early in the second quarter before the Beavers held, but Kisselburgh's kick was short and Hawaii scored on two plays, with Strohlin passing from Oregon State's 47 to Cal Campbell on the 19 and then to Nolle Smith in the end zone. Oregon State battled down to the Hawaii 1-yard line where Dow fumbled as the half ended.

### OSC LINEUP

LE Leeds Bailey, John Leovich, Norman Peters, Raymond Vandiver  
 LT Stanley Czech, John Hackenbruck, Victor Sears  
 LG John Conrad, Marvin Markman, Robert Pollard, Eberle Schultz  
 C Quentin Greenough, Bill Halverson, John Tsoutsouvas  
 RG Martin Chaves, Lester Copenhagen, Bud English, Leonard Younce  
 RT Glenn Byington, Walter Jelsma, Bob Sanders, Leon Sterling  
 RE Gordon Ferris, Lewis Hammers, Robert Pena  
 QB George Peters, Thomas Sommerville  
 LH Robert Dethman, Gene Gray, Victor Kohler, Robert Olsen  
 RH Morris Kohler, Joseph Tomich  
 FB Jim Busch, Kenneth Dow, James Kisselburgh, Bob McCallister

### Coaching Staff:

Head Coach Lon Stiner, Jim Dixon, Hal Moe

## 1949 PINEAPPLE BOWL ROSTER

Bill Austin, tackle, Woodburn, 6-1, 212  
 Harry Barnes, end, Milton-Freewater, 6-0, 182  
 Duke Byers, back, Veronia, 5-11, 190  
 Bud Cahill, guard, Seaside, 5-10, 206  
 Ed Carmichael, guard, Modesto, Calif., 6-2, 222  
 Ken Carpenter, back, Seaside, 6-0, 184  
 Tom Desylvia, guard, Butte, Mont., 5-11, 211  
 Al Gray, center, Portland, 5-9, 183  
 Dick Gray, back, Portland, 5-10, 172  
 Bud Gibbs, end, Hood River, 6-0, 199  
 Bob Grove, end, Portland, 6-3, 188  
 Jim Harker, guard, Ventura, Calif., 6-4, 215  
 Jim Inglesby, tackle, Portland, 6-2, 206  
 Walt Kelly, back, Portland, 5-9, 180  
 Andy Knudsen, back, Eureka, Calif., 6-0, 184  
 Bob Krell, center, Roseburg, 6-2, 195  
 Bob Laidlaw, back, Los Angeles, Calif., 5-11, 180

Bill Marsters, guard, Roseburg, 6-1, 220  
 Ron McCreary, guard, Portland, 5-9, 190  
 Stan McGuire, end, Portland, 5-11, 186  
 Craig McMicken, end, Chehalis, Wash., 6-1, 182  
 Duane Moore, back, Albany, 5-11, 183  
 Ron Newton, back, Nampa, Idaho, 5-11, 175  
 Arvid Niemi, tackle, Nassele, Wash., 6-2, 223  
 Bill Overman, center, Berkeley, Calif., 6-1, 201  
 Garth Rouse, back, Cave Junction, 6-1, 183  
 Rudy Ruppe, back, North Bend, 6-1, 188  
 Don Samuel, back, Hood River, 5-11, 190  
 Jay Simon, tackle, Corte Madera, Calif., 6-3, 204  
 Cliff (Chief) Snider, back, Wheeler, 6-2, 185  
 Jim Swarbrick, center, Idaho Falls, Idaho, 6-1, 194  
 Dick Twenge, back, Newberg, 5-10, 187  
 Dick Vaillancour, back, Klamath Falls, 5-10, 171

## 1940 PINEAPPLE BOWL ROSTER

Leeds Bailey, LE  
 Jim Busch, FB  
 Glenn Byington, RT  
 Martin Chaves, RG  
 John Conrad, LG  
 Lester Copenhagen, RG  
 Stanley Czech, LT  
 Robert Dethman, LH  
 Kenneth Dow, FB  
 Don Durdan, RH  
 Bud English, RG  
 Gordon Ferris, RE  
 Gene Gray, LH  
 Quentin Greenough, C  
 John Hackenbruck, LT  
 Bill Halverson, C  
 Lewis Hammers, RE  
 Walter Jelsma, RT  
 James Kisselburgh, FB  
 Morris Kohler, RH

Victor Kohler, LH  
 John Leovich, LE  
 Marvin Markman, LG  
 Bob McCallister, FB  
 Robert Olsen, LH  
 Robert Pena, RE  
 George Peters, QB  
 Norman Peters, LE  
 Robert Pollard, LG  
 Bob Saunders, RT  
 Eberle Schultz, LG  
 Victor Sears, LT  
 Thomas Sommerville, QB  
 Leon Sterling, RT  
 Joseph Tomich, RH  
 John Tsoutsouvas, C  
 Raymond Vandiver, LE  
 Leonard Younce, RG

### TEAM STATISTICS

	OSC	UH
First Downs	19	5
Rushing	9	1
Passing	10	4
Penalty	0	0
Net Rushing	253	30
Net Passing	199	139
Pass Attempts	21	29
Pass Comp.	12	12
Pass INT	3	4
Net Yards	452	177
Fumbles-Lost	3-1	3-2
Penalty Yards	30	10
Punt Avg.	37	33
Punt Return Yards	60	24
Kickoff Returns-Yards	6	9