

Louisville Basketball Quick Facts

Location	Louisville, Ky. 40292
Founded / Enrollment	1798 / 22,000
Nickname / Colors	Cardinals / Red and Black
Conference	American Athletic
Home Court	KFC Yum! Center (22,000)
President	Dr. James Ramsey
Vice President for Athletics	Tom Jurich
Head Coach	Rick Pitino (UMass '74)
U of L Record	329-115 (13th yr.)
Overall Record	683-243 (29th yr.)
Associate Head Coach	Kevin Keatts
Assistant Coaches	Wyking Jones, Mike Balado
Dir. of Basketball Operations	Andre McGee
All-Time Record	1,716-873 (100th yr.)
All-Time NCAA Tournament Record	70-40 (39 Appearances, 10 Final Fours, Three NCAA Championships - 1980, 1986, 2013)
Important Phone Numbers	
Athletics Office	(502) 852-5732
Basketball Office	(502) 852-6651
Sports Information Office	(502) 852-6581
SID - Kenny Klein, cell	(502) 599-7865
email: kenny@GoCards.com	

2013-14 Schedule/Results

Date	Opponent	TV	Time (EST)
October			
Tues. 29	KENTUCKY WESLEYAN ~ WHAS	W	115-67
November			
Wed. 6	PIKEVILLE ~	WHAS	W 90-61
Sat. 9	COL. OF CHARLESTON ..	WHAS	W 70-48
Tues. 12	HOFSTRA =	WHAS	W 97-69
Fri. 15	CORNELL	WHAS	W 99-54
Tues. 19	HARTFORD =	WHAS	W 87-48
Sat. 23	Fairfield *	ESPN3	W 71-57
Sun. 24	#24/19 North Carolina *	ESPN	L 84-93
Fri. 29	SOUTHERN MISSISSIPPI	WHAS	W 69-38
December			
Wed. 4	MISSOURI KANSAS CITY	WHAS	W 90-62
Sat. 7	LOUISIANA LAFAYETTE .	WHAS	W 113-74
Sat. 14	WESTERN KENTUCKY ^.	ESPN2	W 79-63
Tues. 17	MISSOURI STATE	ESPN2	W 90-60
Sat. 21	at FIU	FOXSports1	W 85-56
Sat. 28	at #18/18 Kentucky	CBS	L 66-73
Tues. 31	at UCF	ESPN2	W 90-65
January			
Sat. 4	at Rutgers	CBS SN	W 83-76
Thur. 9	#24/22 MEMPHIS	ESPN	L 67-73
Sun. 12	SMU	CBS SN	W 71-63
Thur. 16	HOUSTON	CBS SN	W 91-52
Sat. 18	at Connecticut	ESPN	W 76-64
Wed. 22	at USF	ESPNU	W 86-47
Thur. 30	#13/15 CINCINNATI	ESPN	L 66-69
February			
Sat. 1	UCF	ESPNU	W 87-70
Wed. 5	at Houston	ESPNU	W 77-62
Thur. 13	at Temple	ESPN	7 p.m.
Sun. 16	RUTGERS	ESPN2	6 p.m.
Tues. 18	USF	CBS SN	7 p.m.
Sat. 22	at Cincinnati	CBS	Noon
Thur. 27	TEMPLE	ESPN/ESPN2	9 p.m.
March			
Sat. 1	at Memphis	CBS	2 p.m.
Wed. 5	at SMU	CBS SN	7 p.m.
Sat. 8	CONNECTICUT	CBS	2 p.m.
Wed. 12	at American Championship	TBA	
Sat. 15	(FedEx Forum, Memphis, Tenn.)		
= Hall of Fame Tipoff (Louisville, Ky.) ~ exhibition game			
* Hall of Fame Tipoff (Mohegan Sun, Uncasville, Conn.)			
^ Billy Minardi Classic (Louisville, Ky.)			



LOUISVILLE BASKETBALL

1980, 1986, 2013 NCAA Champions □ 10 NCAA Final Fours □ 39 NCAA Tournament Appearances

Sports Information ♦ University of Louisville ♦ Louisville, KY 40292 ♦ www.GoCards.com
Phone: (502) 852-6581 ♦ Fax: (502) 852-7401 ♦ email: kenny@GoCards.com ♦ Twitter: @KKcards

Louisville Cardinals vs. Temple Owls

PROBABLE STARTING LINEUPS

Louisville (19-4, 8-2 AAC)	Ht.	Wt.	Yr.	PPG	RPG	Hometown
F 11 Luke HANCOCK	6-6	200	Sr.	11.5	2.5	Roanoke, Va.
F 20 Wayne BLACKSHEAR	6-5	230	Jr.	9.7	3.4	Chicago, Ill.
C 24 Montrezl HARRELL	6-8	235	So.	12.6	8.2	Tarboro, N.C.
G 2 Russ SMITH	6-0	165	Sr.	18.3	3.3	Brooklyn, N.Y.
G 3 Chris JONES	5-10	175	Jr.	10.9	2.1	Memphis, Tenn.

Temple (6-15, 1-8 AAC)	Ht	Wt.	Yr.	PPG	RPG	Hometown
F 3 Anthony LEE	6-9	230	Jr.	14.0	9.2	Columbia, Md.
F 23 Devontae WATSON	6-10	210	So.	1.6	2.8	Ambridge, Pa.
G 2 Will CUMMINGS	6-2	175	Jr.	16.6	3.2	Jacksonville, Fla.
G 25 Quenton DeCOSEY	6-5	180	So.	15.3	3.4	Union, N.J.
G 32 Dalton PEPPER	6-5	220	Sr.	17/5	5.2	Levittown, Pa

Head Coach: Fran Dunphy (LaSalle '70) 164-90 in 8th yr. at TU; 474-253 in 25th yr. overall.

THIS GAME

After its second recent eight-day break, Louisville plays its second straight on the road when the Cardinals face Temple in Philadelphia, Pa. on Thursday. Louisville won for the sixth time in seven games in posting a 77-62 victory at Houston on Feb. 5 in its last game. Russ Smith led four Cardinals in double figures with 17 points and six assists. Temple (6-15, 1-8 AAC) has lost 10 of his last 11 games, including falling 75-52 at SMU in its last game on Feb. 6. The Owls will play at Houston on Feb. 9 before facing the Cards.

GAME FACTS

Date: Thursday, Feb. 13

Time: 7:02 p.m. ET

Site: Liacouras Center (10,206), Philadelphia, Pa.

Television: ESPN

Dave O'Brien, play-by-play;
Doris Burke, analyst.

Radio: WHAS (840 AM)

Paul Rogers, play-by-play; Bob Valvano, analyst (also Sirius 92, XM 191)

Last Meeting: Temple 65, UofL 62 (March 19, 2002 at Freedom Hall, NIT Second Round)

Series History: UofL trails 1-4 (0-2 in Louisville, 1-1 in Philadelphia, 0-1 neutral)

UofL National Ranking: 10th USA
Today, 14th Associated Press

Officials: Karl Hess,
Ray Natili, Kevin Fehr

Next UofL Game: Feb. 16 vs. Rutgers, KFC Yum! Center, 6 p.m. ET (ESPN2)

BY THE NUMBERS

3 Louisville is third in the nation in turnover margin (+6.7) and is 30th in fewest turnovers per game (10.6). UofL has committed 10 or fewer turnovers in 15 of its last 26 games dating back to last year. The Cardinals are generating an average of 22.2 points per game off turnovers (season-high 35 at USF).

5 Louisville's national ranking in steals (9.6 per game). UofL has collected double-digit steals in 12 of its 23 games this season. Louisville is the only team to rank among the nation's top 10 in steals each of the last three seasons.

4 Four double-doubles in the last eight games for Montrezl Harrell, who had 15 points, five rebounds, two blocked shots and two steals at Houston in his last game.

4 After reaching his 1,600th point against Cincinnati, Russ Smith is one of just four players in Louisville history with career totals of at least 1,600 points, 300 assists and 200 steals.

3.47 Collective grade point average for the men's basketball team for the 2013 fall semester, a school record. A total of 14 of 15 student-athletes achieved a 3.0 or better GPA and 10 were above a 3.4 GPA. UofL earned the last three Big East Conference Team Academic Excellence Awards.

.787 Louisville's winning percentage in February over the last seven years, posting a 37-10 record dating back to the 2007-08 season.



■ **About Temple** — After its second recent eight-day break, Louisville plays its second straight on the road when the Cardinals face Temple in Philadelphia, Pa. on Thursday. Temple (6-15, 1-8 AAC) has lost 10 of his last 11 games, including falling 75-52 at SMU in its last game on Feb. 6. The Owls will play at Houston on Feb. 9 before facing the Cardinals. Temple is 15th in the nation in fewest turnovers per game (10.1), but had 15 in its loss at SMU, its second-highest of the year.

Temple is the only team in Division I to have four players averaging 14 or more points per game. Senior guard Dalton Pepper, who scored a career-high 33 points against Cincinnati on Jan. 26, leads the Owls in scoring (17.5 ppg, 4th AAC), three-pointers (2.9 pg, 1st AAC) and three-point percentage (.412, 7th). Junior forward Anthony Lee (14.0 ppg) leads The American in rebounding (9.2 rpg) and has eight double-doubles this season. Temple is No. 157 in the Sagarin Ratings and No. 166 in the ratings percentage index (RPI) through Feb. 2.

Louisville has dropped four of its five previous meetings with Temple. In the last matchup between the schools 12 years ago, Temple prevailed 65-62 over Louisville in the second round of the National Invitation Tournament played in Louisville's Freedom Hall (3-19-02).

■ **Conference Improvement** — Several Cardinals have stepped up their production since conference action began. While Luke Hancock is averaging 11.5 points on the season, his scoring average has risen to 15.8 in conference games, seventh best in The American. Leading scorer Russ Smith's scoring output has improved to 20.1 in league play -- second in the AAC -- while his 18.3 overall average is also second. In AAC stats, Smith leads the league in three-point field goal percentage (.531), and steals (2.0). Terry Rozier has jumped from a 7.0 scoring average overall to 8.6 in conference games, scoring seven or more in eight of his 10 AAC games.

■ **Taking Care of the Ball** -- Louisville is 30th in the nation in fewest turnovers per game (10.6) and is 19th in assists-to-turnovers ratio (1.44) through games of Feb. 2. Louisville has committed 10 or fewer turnovers in 15 of its last 26 games, including the last three games of the Cardinals' 2013 championship season. The Cardinals have only 23 more turnovers than steals on the season.

■ **Card File** — Louisville forced Cincinnati into 20 turnovers, the seventh time a UofL opponent has committed at least 20 turnovers in a game this season ... In his last five games since coming off the bench, Wayne Blackshear has averaged 11.6 points while shooting 61.8 percent from the field, including burying 11-of-19 three-pointers. Blackshear, who was recognized on the AAC Honor Roll on Jan. 27, is fifth in league games in field goal percentage (.527). He missed the Cards' Feb. 6 game at Houston with a concussion ... Luke Hancock has scored in double figures in the last 10 straight games, including totaling 15 points, a season-high seven rebounds and two assists at Houston in his last game ... Louisville had an identical 19-4 record through 23 games last year during its NCAA Championship season ... Louisville hit a season-high 15 three-point goals against Houston in Louisville, including hitting 11-of-15 in the first half when the Cardinals shot 70 percent from the field overall (21-of-30). In the rematch in Houston, Louisville was just under that mark, hitting 69.6 percent in the first half (16-of-23) ... UofL shot 55.6 percent from the field at Houston, its 11th game at 50 percent or better this year. Louisville hit the 50 percent mark on 10 occasions in 2012-13 ... Russ Smith was honored as the AAC Player of the Week on Jan. 20 and has been featured on the league Honor Roll on nine occasions this season ... UofL has scored 90 or more points on seven occasions this year (five more than the entire 2012-13 season) ... UofL has won seven games by at least a 30-point margin this season and 12 of its 23 by at least 22 points. UofL leads the nation in scoring margin (+19.9) ... Montrezl Harrell has grabbed eight or more rebounds in 13 games this year, including four of his last eight games when he produced four of his five career double-doubles ... Louisville has been outrebounded in each of its four losses, including a 36-25 deficit against Cincinnati (second-worst of the season). The Cards have held a rebounding advantage just twice in their last 12 games. UofL and Houston each grabbed 29 rebounds in the Cardinals last game ... Louisville fought back from a 17-point second-half deficit against Cincinnati to take the lead, but faltered in the last few minutes ... Chris Jones produced his first double-figure scoring effort since December with 14 points, five steals and three assists at Houston ... Russ Smith is the only player in the American Athletic Conference to rank among the top three in league stats in all of scoring (20.1 ppg, 2nd), steals (2.0, 2nd), three-point percentage (.531, 1st), and three-pointers per game (2.6, 3rd).

Louisville - Temple Series History

Overall	UL trails 1-4
Last Meeting	3/19/02
Result	Temple 65, UL 62
Current Streak	Temple 4
At Louisville	0-2
At Philadelphia	1-1
At Neutral Sites	0-1
Rick Pitino vs. Temple	0-1

Last Game

Louisville 77, Houston 62
Feb. 5, 2014 -- Houston, Texas (Hofheinz Pavilion)

Louisville 77

Player	min	FG	3FG	FT	Reb	Ast	TO	BL	ST	PF	TP
Hancock	f 36	3-6	1-3	8-9	7	2	2	0	1	4	15
Harrell	f 37	7-12	0-0	1-7	5	2	2	2	2	3	15
Van Treese	c 24	2-2	0-0	0-0	4	1	0	0	1	4	4
Smith	g 37	5-12	3-7	4-7	2	6	2	0	0	2	17
Jones	g 25	5-8	2-5	2-3	1	3	1	0	5	5	14
Rozier	18	2-3	1-1	4-4	5	1	1	0	1	0	9
Gill	2	0-1	0-1	0-0	0	0	0	0	0	0	0
Mathiang	18	1-1	0-0	1-2	2	1	1	2	1	1	3
Henderson	3	0-0	0-0	0-0	0	0	0	0	0	0	0
Team											3
Totals	200	25-45	7-17	20-32	29	16	9	4	11	19	77
Total FG%	1st H:	16-23 69.6%	2nd H:	9-22 40.9%	Game:	55.6%					
3-Pt. FG%	1st H:	6-10 60.0%	2nd H:	1- 7 14.3%	Game:	41.2%					
F Throw %	1st H:	7-10 70.0%	2nd H:	13-22 59.1%	Game:	62.5%					

Houston 62

Player	min	FG	3FG	FT	Reb	Ast	TO	BL	ST	PF	TP
Thomas	f 25	5-8	0-0	4-6	8	1	4	1	1	4	14
Morris	g 21	3-5	0-2	0-0	5	3	0	0	0	4	6
Barnes	g 18	0-4	0-1	0-0	4	1	0	0	1	2	0
Rose	g 38	2-6	1-2	2-6	4	6	2	0	1	3	7
House	g 34	5-10	0-4	1-4	4	3	2	0	0	3	11
Knowles	11	0-3	0-1	0-0	1	0	1	0	0	1	0
McLean	3	0-0	0-0	1-2	0	0	1	0	0	0	1
Simmons	1	0-0	0-0	0-0	0	0	1	0	0	0	0
Womack	20	3-4	1-1	0-0	0	0	1	0	1	2	7
Stiggers	23	4-8	3-5	3-3	1	0	1	0	0	3	14
Richardson	6	0-0	0-0	2-2	1	0	1	0	0	2	2
Team											1
Totals	200	22-48	5-16	13-23	29	14	14	1	4	24	62
Total FG%	1st H:	10-23 43.5%	2nd H:	12-25 48.0%	Game:	45.8%					
3-Pt. FG%	1st H:	3- 9 33.3%	2nd H:	2- 7 28.6%	Game:	31.3%					
F Throw %	1st H:	3- 4 75.0%	2nd H:	10-19 52.6%	Game:	56.5%					

Score by Periods 1st 2nd Total Attendance: 7,247
 Houston 26 36 62 Ties: 4
 Louisville 45 32 77 Lead Changes: 0

■ **Computers** — Louisville is No. 14 in the Sagarin Ratings, No. 34 in the ratings percentage index (RPI) and No. 6 in the Pomeroy Ratings through Feb. 6.

■ **Thieving Cardinals** -- Louisville has picked up where it left off last season with good defensive pressure, ranking third in the nation in turnover margin (+6.7) and fifth nationally in steals (9.6 per game). Louisville is sixth nationally in Ken Pomeroy's ratings, with the Cardinals 12th nationally in adjusted defense and 13th the nation in adjusted offense through Feb. 6. Last season, Louisville forced an average of 18.3 turnovers and collected double-digit steals in 28 of its 40 games. UofL, which was second in the nation in turnover margin (+5.9) and third in steals (10.8) a year ago, was rated as the top defense in the nation in Ken Pomeroy's 2012-13 rankings. Louisville is the only team to rank among the nation's top 10 in steals each of the last three seasons (8.8 steals in 2011-12, 7th in the nation; 9.3 steals in 2010-11, 7th in the nation). The Cardinals' 430 steals in 2012-13 was a new school record. Cardinal opponents had more turnovers than field goals in 14 games during the 2012-13 season, and that has occurred six times this season (against College of Charleston, Hartford, Fairfield, Southern Mississippi, FIU and USF).

■ **Career Milestones** — Russ Smith is just the fourth Louisville player in history with at least 1,600 career points, 300 assists and 200 steals (also Darrell Griffith, DeJuan Wheat and LaBradford Smith). He reached 1,600 points with 16 against Cincinnati. He is 12th in career scoring at Louisville with 1,656 points, 29 behind No. 11 Billy Thompson (1,685 points, 1982-86) and 30 behind No. 10 Wes Unseld (1,686, 1965-68) ... Smith is tied for fourth in career free throws at UofL with 428, 20 behind No. 3 Charlie Tyra (448). He is 63 short of the school record ... Smith is currently fourth in career steals at UofL with 224, four short of third place and 30 behind the career record of 254 set by Peyton Siva ... Smith handed out his 300th career assist at USF (314 total now) ... Luke Hancock has reached 1,180 career points between both George Mason and Louisville (576 at UofL). Hancock handed out his 100th assist in his two seasons at UofL in his last game at Houston ... Montrezl Harrell has 54 dunks this season -- third highest ever at UofL -- and 96 in his career, ranking seventh in career dunks. The single season record for dunks is 59 ... Luke Hancock needs four three-pointers for 100 in his two seasons at Louisville ... Russ Smith's 160 career three-pointers are three short of the UofL top 10.

■ **Cardinal Spurts** — Over its 23 games this season, Louisville has produced 46 runs of 8-0 or better, including first-half runs of 9-0 and 8-0 at Houston in its last game. The Cardinals have forced their opponents into 56 scoring droughts of three minutes or more, including holding Houston scoreless for over three minutes on two occasions. UofL had five scoring runs of 8-0 or better against Cornell, including a season-best 20-0 scoring blast early in the game.

■ **Shooting, Defense are Keys** — Shooting percentages, both offensively and defensively, have been keys to the Cardinals' success this season. In its four losses, Louisville opponents have collectively shot 49.3 percent from the field while Cardinal opponents have made just 37.6 percent of its shots in Louisville's 19 victories on the season. Offensively, Louisville has connected on 49.1 percent from the field in its 19 victories this season and shot 40.3 percent in its four losses. The Cardinals were also outrebounded in each of its four losses.

■ **Cards Among National Statistical Leaders** — Louisville ranks among the nation's top 30 in eight statistical categories through games of Feb. 6. Individually Russ Smith is 79th in assists (4.7) and 83rd in steals (1.8), Chris Jones is 55th in steals (2.0), Luke Hancock is 74th in free throw pct. (.849) and Montrezl Harrell is fourth in field goal percentage (.621).

■ **Cards Have Seven Ranked Teams** — Louisville is one of three schools in the nation with its football and men's and women's basketball teams all currently ranked among the nation's AP Top 25 (also Duke and Oklahoma State). In addition, the Cardinals' men's soccer team finished 17th in the NSCAA rankings, field hockey 14th in the NFHCA poll, and the UofL men's (14th) and women's (13th) swimming and diving teams are both ranked in the CSCAA poll to give the Cardinals seven currently nationally ranked teams. UofL has won 2013 American Athletic Conference championships in men's cross country, field hockey, men's soccer and volleyball. Louisville's football team (12-1, 15th USA Today/15th AP) beat Miami (Fla.) by a 36-9 score in the Russell Athletic Bowl on Dec. 28.

■ **Cards Have Been Tough on the Road** — UofL has a 50-28 record over the last eight years on its opponent's home court (.641). Louisville had the most road victories of any school in Big East Conference games over the last seven years in that league and is 4-0 in its road games in The American this season. The Cardinals have a 42-24 record in conference games on the road over the last eight seasons (.636). In neutral site games, Louisville has a 21-3 record over the last three years (.875) and a 31-10 neutral site record over the last six years (.756).

In conference games overall, Louisville had the most Big East Conference victories over its eight years in that league during the regular season (from 2005 to 2013). Louisville had a 95-45 Big East record in league victories during the regular season, just ahead of Syracuse and Pittsburgh (both at 92-48).

Best U of L Starts Under Rick Pitino

(through 23 games)

2004-05	20-3
2013-14	19-4
2012-13	19-4
2002-03	19-4
2010-11	18-5
2011-12	18-5
2008-09	18-5

Louisville in NCAA Statistics

Nat'l. (through Feb. 6)

Rank	Category	Stat
1	Scoring Margin	+19.9
3	Turnover Margin	+6.7
5	Steals	9.6
15	Scoring Offense	82.3
19	Assists Turnover Ratio	1.44
25	Scoring Defense	62.4
29	FG Percentage Defense	39.7
30	Turnovers	10.6
32	3 Pt Field Goals	8.1
34	Field Goal Percentage	.476
34	3 Pt FG Defense	30.4
35	Assists	15.3
49	Blocked Shots	5.0

■ **League Starts** -- The Cardinals have started at least 8-2 in their conference games five times in UofL Coach Rick Pitino's 13 seasons. UofL has started at least 9-2 in its conference through 11 games on three occasions in the past 12 years under Pitino (2008-09, 2004-05 and 2002-03).

■ **Louisville Top College Basketball Market** -- Louisville is consistently the highest-rated television market for college basketball, according to an ESPN analysis over the last 12 years. Louisville has been the top market each of the last 11 years, averaging a 4.1 rating or higher over the past five seasons. Louisville's 5.1 rating during this season through mid-January was nearly two points higher than the next closest market (Greensboro, N.C., 3.3 rating).

■ **Mathiang Improvement** — Many have sought to compare freshman center Mangok Mathiang with former UofL and current Minnesota Timberwolves center Gorgui Dieng at similar stages of their careers with UofL. As the numbers attest below, their statistics are similar for their freshmen years. Mathiang (210 pounds) has found it more of a challenge to add weight to his frame than did Dieng, who left the Cardinals weighing 245 pounds.

Freshman Year	Min	Pts	Reb	Blk
Dieng '10-11	15.6	5.7	4.4	1.9
Mathiang '13-14	15.5	4.0	3.5	1.4

■ **Cards Among Nation's Best in Pitino Era** — Louisville is among 16 programs in the nation that have won at least 70 percent of its games over the last 13 years. Louisville has a .741 winning percentage since U of L Coach Rick Pitino took over the reins of the Cardinal program, ninth best in the nation.

Best Winning Percentage Last 13 Years
Louisville is among the top 20 programs in the nation in winning percentage over the last 13 seasons under Pitino. (records through Feb. 5).

School	2013-14	2001-13	Total	Pct.
Kansas	17-5	363-71	380-76	.833
Duke	18-5	349-74	367-79	.823
Gonzaga	21-3	322-77	343-80	.811
Memphis	17-5	337-78	354-83	.810
Pittsburgh	19-4	319-97	338-101	.770
Syracuse	22-0	320-105	342-105	.765
Kentucky	17-5	316-103	333-108	.755
Florida	20-2	313-110	333-112	.748
Louisville	19-4	310-111	329-115	.741
Connecticut	17-4	297-112	314-116	.730
North Carolina	15-7	309-115	324-122	.726
Wisconsin	18-5	291-113	309-118	.724
Ohio State	18-5	281-111	299-116	.720
Xavier	15-7	288-114	303-121	.715
Michigan State	19-3	301-125	320-128	.714
Texas	18-4	290-124	308-128	.706
Arizona	21-1	276-127	297-128	.699

Series vs. Temple

■ Temple has won four of the five previous meetings with Louisville, including the last four straight.

■ In the last meeting, Temple prevailed 65-62 in Louisville's Freedom Hall in the second round of the 2002 National Invitation Tournament (3-19-02) to end UofL Coach Rick Pitino's first season at Louisville. Reece Gaines scored 16 points to lead the Cardinals, which shot just 39.7 percent from the field. Lynn Greer led Coach John Chaney's Owls with 27 points, burying 4-of-8 three-pointers.

■ In the first meeting between the schools 62 years ago, Louisville won 85-77 in double overtime (12-13-52). The Cardinals went on to post a 22-6 record that season and reach the NIT quarterfinals.

■ Louisville has a collective 21-15 record against the Big 5 schools in the Philadelphia area (LaSalle 7-2, Pennsylvania 1-0, St. Joseph's 2-0, Temple 1-4, Villanova 10-9). UofL and Villanova were fellow members of the Big East Conference for eight years (2005-13).

Statistical Comparison

	Temple	UofL
Record	6-15	19-4
Scoring Average	74.6	82.3
Points Allowed	77.3	62.4
Scoring Margin	-2.7	+19.9
FG Percentage434	.476
Opp. FG Percentage461	.397
3-Pt. Percentage354	.373
FT Percentage691	.664
Rebound Margin	-3.5	+2.7
Turnover Margin	+0.8	+6.7

Last Meeting vs. Temple

Louisville 62, Temple 65
 Mar. 19, 2002 -- FREEDOM HALL
 NIT Second Round

Louisville 62

Player	min	FG	3FG	FT	Reb	Ast	TO	BL	ST	PF	TP
Myles	27	1-2	0-0	3-5	8	1	2	0	0	3	5
N'Sima	16	1-4	0-0	2-3	4	0	2	1	0	1	4
Hurt	29	2-10	2-9	0-0	4	8	2	0	0	3	6
Gaines	28	6-12	4-9	0-0	3	2	2	2	0	3	16
Brown	27	4-10	3-7	0-0	0	1	1	1	0	3	11
Northern	11	1-2	1-2	0-0	1	1	1	0	0	0	3
Naydenov	13	1-5	1-5	0-0	4	0	1	0	0	0	3
Whitehead	37	7-12	0-0	0-0	11	2	3	0	1	3	14
O'Bannon	12	0-1	0-1	0-0	2	2	1	0	0	1	0
Team					2						
Totals	200	23-58	11-33	5-8	39	17	15	3	4	14	62

Total FG%	1st H:	14-27 51.9%	2nd H:	9-31 29.0%	Game:	39.7%
3-Pt. FG%	1st H:	6-15 40.0%	2nd H:	5-18 27.8%	Game:	33.3%
F Throw %	1st H:	4- 7 57.1%	2nd H:	1- 1 100%	Game:	62.5%

Temple 65

Player	min	FG	3FG	FT	Reb	Ast	TO	BL	ST	PF	TP
Wesby	39	3-8	2-5	0-0	8	2	1	1	1	2	8
Lyde	23	6/09	0-0	0-2	5	2	1	3	0	4	12
Rollerson	17	1-3	0-0	0-0	2	0	1	0	0	2	2
Greer	38	10-18	4-8	3-4	3	0	2	0	2	0	27
Hawkins	39	5-11	1-4	0-1	7	2	2	0	5	3	11
Polk	29	2-7	1-3	0-0	3	3	0	0	2	0	5
Elliott	2	0-0	0-0	0-0	0	0	0	0	0	0	0
Smith	4	0-0	0-0	0-0	0	0	0	0	0	2	0
Murry	9	0-1	0-1	0-1	1	0	0	0	0	0	0
Team					3						
Totals	200	27-57	8-21	3-8	32	9	7	4	10	13	65

Total FG%	1st H:	10-31 32.3%	2nd H:	17-26 65.4%	Game:	47.4%
3-Pt. FG%	1st H:	2-13 15.4%	2nd H:	6- 8 75.0%	Game:	38.1%
F Throw %	1st H:	0- 1 0.0%	2nd H:	3- 7 42.9%	Game:	37.5%

Score by Periods	1st	2nd	Total	Attendance:
Temple	22	43	65	Ties: 4
Louisville	38	24	62	Lead Changes: 8

2013-14 Temple University Owls Men's Basketball Roster

No.	Name	Yr.	Pos.	Ht.	Wt.	Hometown	Last School
1	Josh Brown	Fr.	G	6-3	185	Irvington, N.J.	St. Anthony's
2	Will Cummings	Jr.	G	6-2	175	Jacksonville, Fla.	Providence School
3	Anthony Lee	Jr.	F	6-9	230	Columbia, Md.	West Oak Academy (FL)
10	Mark Williams	Fr.	F	6-8	240	Cleveland, Ohio	Montrose Christian
13	Nick Pendergast	Jr.	F	6-5	180	Bridgewater, Conn.	Kent School
15	Jimmy McDonnell	Jr.	F	6-10	210	Jackson, N.J.	Jackson Memorial
23	Devontae Watson	So.	F/C	6-10	210	Ambridge, Pa.	Lincoln Park Charter
25	Quenton DeCosey	So.	G	6-5	180	Union, N.J.	St. Joseph's-Metuchen
32	Dalton Pepper	Sr.	G	6-5	220	Levittown, Pa.	Pennsbury
42	Daniel Dingle	So.	G/F	6-7	225	Bronx, N.Y.	St. Raymond's

Head Coach: Fran Dunphy **Asst. Coaches:** Dave Duke, Dwayne Killings, Shawn Trice

■ **Blackshear named to Capital One Academic All-District First Team** — UofL forward Wayne Blackshear was named to the Capital One Academic All-District 2 men's basketball first team, as selected by the College Sports Information Directors of America (CoSIDA). Inclusion on the all-district team will move him on to consideration for Capital One Academic All-America honors. District 2 encompassing schools from the states of Pennsylvania, New Jersey, Kentucky, West Virginia, Delaware, Maryland as well as the District of Columbia. To be eligible for the honor, which recognizes the nation's top student-athletes for their combined performances athletically and in the classroom, a student-athlete must maintain at least a 3.3 cumulative GPA.

■ **UofL Athletic Hall of Fame** — The University of Louisville Athletics Hall of Fame welcomed five new members when Sean Green (baseball 1998-2000), Tara McClure Isable (softball, 2000-01), Chris Redman (football 1996-99), Pip Sanders (field hockey, 1999-02) and DeJuan Wheat (basketball, 1993-97) were inducted as the Class of 2014 on Jan. 11. The group was also honored at the Cardinals' Jan. 12 men's basketball game against SMU.

Louisville's No. 2 all-time scorer with 2,183 points, **DeJuan Wheat** was the first player in NCAA history with career totals of at least 2,000 points, 450 assists (498 total, fifth most in school history), 300 three-point goals (323 total, second most at Louisville) and 200 steals (204 total, seventh most in school history).

A third team All-America honoree by Basketball Times and a finalist for the 1997 Naismith Player of the Year Award, Wheat's honored jersey hangs in the KFC Yum! Center. The 6-0 guard started a school-record 136 consecutive games and is the Cardinals' all-time leader in minutes played with 4,560. With a scoring high of 35 points against UAB, Wheat is the only player in school history to lead the Cardinals in scoring and assists for three seasons. During his collegiate career, Wheat helped guide Louisville to a combined 95-41 record with four NCAA Tournament appearances, including advancing to the Sweet 16 and the Elite Eight in his last two seasons. After Louisville, he played 12 seasons of professional basketball internationally.

Series vs. Temple

(Won 1, Lost 4)

Date	UL	TU
Dec. 13, 1952 (A)	85	77
(2OT) ...		
Feb. 20, 1994 (N)*	53	68
Feb. 12, 1995 (H) ..	48	53
Feb. 2, 1997 (A)	44	67
Mar. 19, 2002 (H)@	62	65
*7-Up Shootout (Orlando, FL)		
*NIT Second Round (Louisville, KY)		

■ **Similar Halves** — The point production from Louisville's top five scorers has been nearly equal in the first and second halves this season. Luke Hancock has the only noticeable difference, scoring 58 percent of his points in the second half this season.

Name	1st Half		2nd Half		Total
	Points	Points	Points	Points	
Russ Smith	211	210	421		
Montrezil Harrell	141	148	289		
Luke Hancock	105	147	252		
Chris Jones	103	105	208		
Wayne Blackshear	104	109	213		

■ **Hall of Fame Tipoff** — Louisville fell 93-84 to North Carolina in the championship game of the eight-team 2013 Naismith Memorial Hall of Fame Tipoff.

Each team played two games at campus sites Nov. 11-20, as well as the final two games at Mohegan Sun Arena in Uncasville, Conn. on Nov. 23-24. Louisville participated in the Naismith Bracket with Fairfield, North Carolina and Richmond while the Springfield Bracket included Belmont, Hartford, Hofstra and Holy Cross. Louisville's Russ Smith and Chris Jones were named to the all-tournament team for the Naismith Bracket, which also included Richmond's Cedrick Lindsay and North Carolina's Marcus Paige (MVP) and Brice Johnson.

■ **100th Season of Cardinal Basketball** — This year marks the 100th season of intercollegiate basketball at the University of Louisville. While the Cardinals played their first official men's basketball game on Jan. 28, 1912 when they lost 35-3 to Louisville YMCA, UofL did not field teams in 1916-17, 1922-23 or 1942-43. UofL has amassed an all-time 1,715-873 record its 100th season. The Cardinals are 12th among all NCAA schools in victories. The Cardinals have produced winning seasons in 65 of the last 68 years, including winning 20 or more games in the last 11 straight seasons.



■ **King Luke** -- Luke Hancock, the Most Outstanding Player of the 2013 NCAA Final Four, was crowned as Homecoming King at the Cardinals' Oct. 19 homecoming game against UCF. He edged out teammate Russ Smith, who was also one of the five finalists for the honor. It was the third time in the last four years that a member of the men's basketball team was selected as homecoming king, joining Peyton Siva (2011) and Kyle Kuric (2010) who also won the award.

■ **Cards Streak Reached 21** — Louisville won 21 consecutive games dating back to last season -- setting a new school record -- before falling to North Carolina on Nov. 24. UofL closed its 2013 NCAA Championship season winning its last 16 games of the season. Seven of the Cards' 10 Final Four teams had winning streaks of at least 13 games during those years. After UofL ended its 1980 and 1986 NCAA title years with winning streaks, they both lost opening games the following years. The loss to North Carolina was UofL's first since Feb. 9.

■ **Improvement From Long Range** -- The Cardinals buried 12 three-point goals at USF four games ago, their 11th game with at least nine threes this season. UofL buried a season-high 15 three-point goals vs. Houston in Louisville, making 11-of-15 threes in the first half. Five Cardinals have buried at least 24 threes this season. Last year, the Cards made nine or more three-pointers in five games for the entire season. UofL leads the AAC in three-pointers per game (8.1, 30th nationally).

■ **Third NCAA Title for Cardinals** -- Louisville won its third NCAA Championship in 2013 and its first in 27 years. The Cardinals also won the 1980 and 1986 NCAA titles. It was the fifth national championship in men's basketball for UofL, as the Cardinals won the 1956 NIT Championship and 1948 NAIB title. It was the second NCAA Championship for Coach Rick Pitino, who previously led Kentucky to the 1996 title. Pitino is the first coach to win an NCAA Championship at two schools. UofL is one of 14 schools that has won multiple NCAA Championships and is one of eight universities with at least three titles.



■ **Ten Final Fours for Cardinals** -- Louisville advanced to its 10th NCAA Final Four, reaching that plateau the last two years. Louisville is seventh in NCAA Final Four appearances. Louisville has reached the Elite Eight in four of the last six years. Only three coaches have coached more Final Four teams than Pitino's seven, a feat matched by one other. Pitino became the first coach to lead three different teams to the Final Four in 2005. Louisville's NCAA Final Four teams: 1959, 1972, 1975, 1980, 1982, 1983, 1986, 2005, 2012, 2013.

■ **Cards Won Record Total** — Louisville won a school-record 35 games during 2012-13. UofL's 1980 NCAA Championship team (33-3) and 2005 Final Four team (33-5) held the previous mark with two fewer wins.

Louisville reached 30 wins on the season for the seventh time in school history and won 30 games in back-to-back seasons for the first time in school history (30-10 in 2001-12). Louisville is one of just four schools that has won 30 or more games in at least three of the last five seasons, joining Duke, Kansas and Syracuse. UofL coach Rick Pitino has won 30 or more games on seven occasions, tied for third most all-time.

U of L All-Time Winning Streaks

No.	Year
21	2012-13
18	1979-80
17	1985-86
17	2002-03
16	1982-83
15	1980-81
15	1976-77
15	1971-72

Multiple NCAA Champions

UCLA	11
Kentucky	8
Indiana	5
North Carolina	5
Louisville	3
Connecticut	3
Duke	3
Kansas	3
Cincinnati	2
Florida	2
Michigan State	2
NC State	2
Oklahoma State	2
San Francisco	2

U of L Most Victories

Year	Record	NCAA Postseason
2012-13	35-5	Champion
1979-80	33-3	Champion
2004-05	33-5	Final Four
1982-83	32-4	Final Four
1985-86	32-7	Champion
2008-09	31-6	Elite Eight
2011-12	30-10	Final Four

■ **Year of the Cardinal** -- Louisville's athletic teams experienced incredible success during the 2012-13 season.

■ Louisville is the first university ever to win a BCS Bowl game, place both its men's and women's basketball teams in the NCAA Final Four and reach the College World Series in the same season. In addition to the Cardinals' NCAA men's basketball title, UofL's women's team was the national runner-up to Connecticut. The Cardinals' football team beat then No. 3/4 Florida 33-23 in the 2013 Sugar Bowl on Jan. 2. UofL's baseball team won a record 51 games while reaching a visit to Omaha.

■ Louisville's combined 126 wins in its four highly visible sports (baseball, men's and women's basketball, and football) was just three wins short of the NCAA record for a single season (126-30, .808 winning percentage).

■ Louisville's combined 75 wins in football and men's and women's basketball was just five victories shy of the NCAA record for a single season (75-21, .781 winning percentage).

■ Louisville was the only school in the nation with its football and men's and women's basketball teams all ranked among the nation's AP Top 20.

■ Louisville had 11 teams ranked among the nation's top 25 in final polls: Men's Basketball (USA Today, 1st); Women's Basketball (USA Today, 3rd); Men's Soccer (TopDrawerSoccer, 7th); Baseball (NCBWA, 9th); Football (AP, 13th); Men's Swimming & Diving (CSCAA Coaches, 14th); Women's Swimming & Diving (CSCAA Coaches, 15th); Volleyball (AVCA, 17th); Softball (USA Today/NFCA, 19th); Rowing (CRCA/USRowing, 20th); Field Hockey (NFCA, 25th).

■ Louisville is the only university in the nation over the last seven years (since 2007) to have participated in multiple BCS bowl games, College World Series, and men's and women's Final Fours.

■ Louisville is one of just four schools in the BCS era (since 1998) to win football, men's basketball and baseball conference titles in the same season (Stanford 1999-00, Texas 2005-06, Louisville 2012-13, Kansas State 2012-13).

■ Louisville athletics teams posted 49 victories over top 25 nationally ranked opponents during the 2012-13 season.

■ Louisville's student-athletes achieved remarkable success in the classroom, posting a record 3.124 cumulative GPA for all 23 sports. Additionally, a school-best 355 student-athletes earned AD Honor Roll status for the 2012 fall semester (3.0 GPA).

■ UofL accepted an invitation to join the Atlantic Coast Conference on Nov. 28, 2012.

2013-14 Louisville Cardinals Roster



No.	Name	Pos.	Ht.	Wt.	Yr.	Hometown (Previous School)
0	Terry Rozier	G	6-1	185	Fr.	Youngstown, Ohio (Hargave Military Acad.)
1	Anton Gill	G	6-3	185	Fr.	Raleigh, N.C. (Hargrave Military Academy)
2	Russ Smith	G	6-0	165	Sr.	Brooklyn, N.Y. (South Kent School)
3	Chris Jones	G	5-10	175	Jr.	Memphis, Tenn. (Northwest Florida St. College)
4	Dillon Avare	G	6-0	150	Fr.	Lexington, Ky. (Lexington Catholic HS)
5	Kevin Ware	G	6-2	175	Jr.	Bronx, N.Y. (Rockdale County HS, Ga.)
11	Luke Hancock	G/F	6-6	200	Sr.	Roanoke, Va. (George Mason)
12	Mangok Mathiang	F/C	6-10	210	Fr.	Melbourne, Australia (IMG Academy, Fla.)
15	Tim Henderson	G	6-2	190	Sr.	Louisville, Ky. (Christian Academy)
20	Wayne Blackshear	G/F	6-5	230	Jr.	Chicago, Ill. (Morgan Park HS)
22	Akoy Agau	F	6-8	230	Fr.	Omaha, Neb. (Omaha Central HS)
23	David Levitch	G	6-3	180	Fr.	Goshen, Ky. (North Oldham HS)
24	Montrezl Harrell	F	6-8	235	So.	Tarboro, N.C. (Hargrave Military Academy)
44	Stephan Van Treese	F	6-9	245	Sr.	Indianapolis, Ind. (Lawrence North HS)

Pronunciation: Akoy Agau (uh-KOY uh-GOW, like cow with a "G"), Avare (A-var), Montrezl Harrell (mon-TREZ, silent "L"), Mangok Mathiang (Mango, silent "K", MATH-ee-ang), Levitch (LEV-itch), Rozier (row-ZEER), Stephan (STEE-vun)

Note: Junior forward Chane Behanan was dismissed from the UofL team on Dec. 30.

■ **Hancock Reaches 1,000** — Luke Hancock has reached the 1,000 career collegiate points plateau from two different schools. He scored 604 in two seasons at George Mason and has 576 at Louisville for a 1,180 career total.

■ **Pitino a 2013 Hall of Fame Inductee** — U of L head coach Rick Pitino was enshrined in the Naismith Memorial Basketball Hall of Fame on Sept. 8, 2013 in Springfield, Mass. The Cardinals' coach was part of a 12-member class that included former NBA All-Stars Gary Payton, Bernard King and Richie Guerin; former ABA All-Star Roger Brown; former college coaches Jerry Tarkanian and Guy Lewis; former WNBA All-Star Dawn Staley; North Carolina women's coach Sylvia Hatchell; African-American basketball pioneer E.B. Henderson; NBA deputy commissioner Russ Granik; and former Brazilian great Oscar Schmidt.

■ **Academic Performance at All-Time High** -- While the University of Louisville men's basketball team has performed well on the court, the Cardinals have excelled in the classroom as well. The team produced a record 3.47 combined GPA for the 2013 fall semester, the highest ever for the Cardinals and the highest among UofL's nine men's sports programs. A total of 14 of 15 Cardinals earned a 3.0 or better, with 10 above a 3.4 GPA. The men's basketball team has been around a collective 3.0 GPA for 11 straight semesters. The 14 men's basketball players were among a record 371 student-athletes recognized on the UofL Athletic Director's Honor Roll, highlighting those that achieve a 3.0 GPA or higher for a semester. The full group of 371 was honored at halftime of the Cardinals' Jan. 16 men's basketball game against Houston.

The academic achievement is not new to the Cardinals. Louisville received an NCAA Public Recognition Award in 2013 for ranking among the top 10 percent in men's basketball in the Academic Progress Rate, which measures academic eligibility, retention and graduation for student-athletes.

UofL's men's basketball team earned the last three Big East Conference Team Academic Excellence Awards, which recognizes the highest collective grade-point averages in each of the conference's 23 sports. The team produced a collective 3.295 grade point average for the 2012-13 academic year, with a previous semester record 3.41 combined GPA for the fall semester.

Major individual academic awards were also won as well over the past year. Russ Smith received the 2012-13 Big East Conference Scholar-Athlete Sports Excellence Award for men's basketball. He was also honored with a 2013 Scholar Baller Academic Momentum Award, which is presented to an individual based on the level of academic improvement and the impact of that academic momentum. Wayne Blackshear won the 2013 NCAA Men's Basketball Elite 89 Award, presented to the student-athlete with the highest cumulative grade-point average participating in the finals site for each of the NCAA championships. Former Cardinal guard Peyton Siva was a 2013 Capital One CoSIDA Academic All-America second team selection and was named the 2013 Big East Scholar-Athlete of the Year.

HEAD COACH RICK PITINO

In 29 seasons as a collegiate head coach and 13 at Louisville, UofL Coach **Rick Pitino** has compiled a 683-243 overall record (329-115 at UofL). He is the first coach to take three



different schools to the NCAA Final Four -- including his 2005, 2012 and 2013 Cardinal teams -- and first to win an NCAA Championship at two different schools after guiding Louisville to the 2013 NCAA title. Among active coaches, Pitino (Massachusetts '74) has the second-highest winning percentage in NCAA Tournament games (.750 winning percentage, 48-16 record in 18 NCAA tournament appearances) and his overall .735 winning percentage ranks him 12th among active coaches. He guided Kentucky to three NCAA Final Four appearances in eight seasons (1989-97), winning the 1996 NCAA Championship and reaching the national title game in 1997. He has also served as head coach at Providence College (1985-87, 1987 Final Four), Boston University (1978-83), Hawaii (last six games in 1975-76) as well as the NBA New York Knicks (1987-89) and Boston Celtics (1997-2001). Pitino dropped his one previous matchup against Temple.

■ **Tickets Available** -- A limited number of tickets for UofL's home men's basketball games in the KFC Yum! Center are on sale. Tickets, \$39 each, are on sale at the UofL Ticket Office, located near Gate 2 of Papa John's Cardinal Stadium at 2800 South Floyd Street. The ticket office is open weekdays from 9 a.m. until 5 p.m. Cardinal fans may also purchase tickets by visiting Ticketmaster online, calling 1-800-745-3000 or by visiting any Ticketmaster Ticket Center.

■ **Cards Compete in American** — UofL athletic teams are competing in the American Athletic Conference during the 2013-14 season. Conference realignment shifted the Cardinals from their eight-year affiliation in the BIG EAST Conference, in which a group of universities began a new league under that same name. Louisville accepted an invitation to join the Atlantic Coast Conference on Nov. 28, 2012 and will soon move on to join that 15-member league. The American's 2014 men's basketball post-season tournament will be played in Memphis' FedEx Forum.



■ **Success vs. Top 25 Foes** -- Cincinnati was the fourth ranked opponent the Cardinals have faced this season. Louisville has won 19 of its last 32 against Associated Press ranked opponents, falling vs. No. 13 Cincinnati in its last top 25 matchup. Louisville has a 37-27 record against Top 25 teams over the last six years, including a 23-23 record during the regular season (0-4 this year, 6-3 last year). UofL has been victorious six of the last 11 times it has faced an AP top-five opponent. UofL has won 15 of its last 30 games when facing Top 10 teams, spanning the last seven years.

■ **Cards Chosen First in American Preseason Poll** — U of L was the unanimous choice to win the inaugural 2013-14 American Athletic Conference championship in a preseason poll of league coaches. UofL guard Russ Smith was honored as the preseason Player of the Year while teammate Chane Behanan was selected to the preseason all-conference first team and Montrezl Harrell was a second-team pick. SMU freshman guard Keith Frazier was named The American's preseason Rookie of the Year. The league championship will be staged March 12-15 at Memphis' FedEx Forum.

1. Louisville	6. SMU
2. Connecticut	7. Houston
3. Memphis	8. UCF
4. Cincinnati	9. USF
5. Temple	10. Rutgers

■ **Cards Sixth All-Time in the Polls** — Louisville has been ranked in the Associated Press poll on 562 occasions, sixth most all-time. U of L has been ranked among the nation's top 10 in the preseason poll for the last two years (second in 2012-13, ninth in 2011-12). Louisville has been ranked 18th or higher over the last 34 straight polls.

■ **Cards Have 11 Straight 20-Win Seasons** — Louisville is one of eight Division I schools in the nation which has won 20 or more games in each of the past 11 seasons. Kansas tops the list with 24 consecutive years, followed by Duke (17), Syracuse (16), Gonzaga (16), Florida (15), Pittsburgh (12), Utah State (12) and Louisville (11). UofL Coach Rick Pitino has won at least 20 games in a season on 21 occasions, ranking him sixth among active coaches in 20-win seasons and 16th overall. Pitino won 30 in a single season for the sixth time last year. UofL has won at least 20 games in 40 of the last 44 years. Louisville is just three victories short of another 20-win season this year.

■ **Cards Lost Two to NBA** -- Two Cardinals who were starters on UofL's 2013 NCAA Championship team are rookies in the NBA. Guard Peyton Siva earned his degree and was drafted in the NBA second round and 56th overall by the Detroit Pistons. He had a two-week stint with their developmental league team, the Fort Wayne Mad Ants, before returning to Detroit. Center Gorgui Dieng departed after his junior season and was drafted in the NBA first round and 21st overall by the Utah Jazz, then was subsequently traded to the Minnesota Timberwolves.

■ **Cards Won Two BIG EAST Championships** -- Louisville captured both the BIG EAST tournament championship and shared the league regular season title during the 2012-13 season. Louisville shared the regular season championship with Georgetown and Marquette, each of which posted a 14-4 conference record. It was the second regular season title for the Cardinals in their eight years in the league, also winning in 2009. Louisville won its second straight BIG EAST tournament championship in New York's Madison Square Garden, recovering from a 16-point deficit to beat Syracuse 78-61 in the title game. It was the Cardinals' third tournament title in the last five years, also winning the 2009 and 2012 championship. Louisville was the first repeat BIG EAST tournament champion in seven years, since Syracuse won the tournament title in 2005 and 2006. Louisville reached the championship game of the tournament for the fourth time in the last five years and third straight.

Louisville moved to the American Athletic Conference in 2013. The Cardinals will make another change later to the Atlantic Coast Conference, having accepted an invitation to join the ACC on Nov. 28, 2012.

■ **Behanan Dismissed From Team** -- Junior forward Chane Behanan was dismissed from the Cardinals' basketball team on Dec. 30 for a violation of university policy. Behanan averaged 8.3 points, 6.2 rebounds and shot 67.3 percent from the field in 11 games this season. He had two double-doubles on the season, including season highs of 13 points and 12 rebounds against Cornell on Nov. 15. Behanan was suspended from the team in mid-October for a month.

A preseason All-American Athletic Conference selection, Behanan averaged 9.8 points, 6.5 rebounds, shot 50.7 percent from the field and totaled 54 steals as a sophomore last season while starting 37 games. He was named to the NCAA Final Four All-Tournament team, producing a double-double against Michigan in the national championship game with 15 points and 12 rebounds.

■ **Fab February** — UofL has a 37-10 record (.787) during the month of February over the last seven years, dating back to the 2007-08 season (2-0 this year, 6-1 last season, 5-3 in 2011-12, 5-2 in 2010-11 and 2008-09, 6-2 in 2009-10, 8-0 in 2007-08).

'13-14 NATIONAL RANKINGS

Associated Press (Feb. 3)	USA Today (Feb. 3)
1 Syracuse	1 Syracuse
2 Arizona	2 Wichita State
3 Florida	3 Arizona
4 Wichita State	4 Florida
5 San Diego St.	5 San Diego St.
6 Villanova	6 Villanova
7 Cincinnati	7 Cincinnati
8 Kansas	8 Michigan State
9 Michigan State	9 Kansas
10 Michigan	10 Louisville
11 Duke	11 Duke
12 Creighton	12 Creighton
13 Saint Louis	13 Iowa
14 Louisville	14 Kentucky
15 Texas	15 Saint Louis
16 Iowa State	16 Michigan
17 Iowa	17 Iowa State
18 Kentucky	18 Texas
19 Oklahoma St.	19 Oklahoma St.
20 Virginia	20 Gonzaga
21 Oklahoma	21 Virginia
22 Connecticut	22 Pittsburgh
23 Gonzaga	23 Oklahoma
24 Memphis	24 Wisconsin
25 Pittsburgh	25 Ohio State

Louisville in the Polls *rv = receiving votes*

Date	AP	USAT	Date	AP	USAT
Preseason	3	3	Dec. 23	6	4
Nov. 11	3	3	Dec. 30	14	10
Nov. 18	3	2	Jan. 6	12	8
Nov. 25	9	9	Jan. 13	18	14
Dec. 2	7	6	Jan. 20	12	9
Dec. 9	6	4	Jan. 27	12	7
Dec. 16	6	4	Feb. 3	14	10

■ **Second Highest Preseason Ranking** -- Louisville's No. 3 preseason AP ranking was its second-highest ever. The Cardinals were No. 2 in the 2012-13 and 1986-87 seasons. The 1986-87 season marked the highest the Cardinals have been ranked in the preseason coaches' poll, when UofL was tabbed No. 1 in the 1986-87 UPI coaches poll. UofL was No. 2 in both the preseason AP and USA Today polls last season.

The Cardinals have been ranked as the No. 1 team in the nation on four occasions: in both the AP and USA Today polls on Jan. 14, 2013; in the ESPN/USA Today poll on March 15, 2009; in the final Associated Press poll that same 2008-09 season; and in the final USA Today coaches poll of 2012-13.

■ **Ear It Pronunciations** -- Trouble with pronunciations? Check out the Ear It pronunciations for the Cardinals' players from the men's basketball roster on www.GoCards.com. The links next to player names on the roster are supplied by TheNameEngine.com, an interactive audio service that provides proper audio pronunciations and phonetic spellings.

■ **Cards Seeking Rare Feat** — Louisville Coach Rick Pitino has talked about the possibility of the Cardinals creating a mini-dynasty should they be able to reach the NCAA Final Four for a third straight year and win a third straight conference tournament championship. In the last 35 years, only one school has accomplished that combined three-peat of consecutive Final Fours and conference tournament titles: UCLA from 2006-08. Louisville reached the 2012 Final Four, won the 2013 NCAA title and won the Big East Conference tournament championship each of the last two seasons.

■ **Billy Minardi Classic Champs** — Louisville beat Western Kentucky 79-63 on Dec. 14 to win the Billy Minardi Classic, presented by Kentucky One Health, Sun Tan City and Planet Fitness. The event originated in 2002 to honor the memory of Billy Minardi, brother-in-law of U of L Coach Rick Pitino who died in the Sept. 11 terrorist attack on the World Trade Center. Chane Behanan earned MVP honors with 11 points, seven rebounds and 5-of-6 shooting from the field off the bench. Louisville has won 11 championships in 12 years in the event, in which the Cardinals have a 15-1 record.

■ **Tough Schedule** — Louisville's 2012-13 schedule was ranked as the fourth toughest in the nation by the ratings percentage index (RPI). The Cardinals schedule this year may not reach that status, but 20 of Louisville's 31 games will be played against teams that won at least 18 games last season. Nearly half of the Cards' games will be played against teams that participated in postseason competition in 2013, including eight NCAA tournament participants. Five opponents have been ranked among the nation's top 25 this season.

■ **Smith a Senior CLASS Award Candidate** — UofL guard Russ Smith has been selected as one of 30 candidates for the 2013-14 Senior CLASS Award in collegiate basketball. An acronym for Celebrating Loyalty and Achievement for Staying in School, the Senior CLASS Award focuses on the total student-athlete and encourages students to use their platform in athletics to make a positive impact as leaders in their communities. To be eligible for the award, a student-athlete must be classified as an NCAA Division I senior and have notable achievements in four areas of excellence - community, classroom, character and competition. The candidates will be narrowed to 10 finalists midway through the regular season, and those names will be placed on the official ballot. Ballots will be distributed through a nationwide voting system to media, coaches and fans, who will select one men's finalist and one women's finalist who best exemplifies excellence in the four Cs of community, classroom, character and competition. The Senior CLASS Award winner will be announced during the 2014 NCAA Final Four.

■ **Non-Conference Success** -- UofL has a 162-39 record (.806) against non-conference opponents in Coach Rick Pitino's 13 seasons (includes post-season), including a 115-10 record at home (14-7 away). UofL has a 42-4 mark at home in non-conference games over the last four seasons.

■ **Fourth Season in KFC Yum! Center** -- Louisville is in its fourth season in the spectacular KFC Yum! Center, located on the banks of the Ohio River in downtown Louisville. The Cardinals had previously played basketball for 54 years in Freedom Hall (1956-2010). The 22,000-seat multi-purpose arena was built at a cost of \$238 million, includes 71 luxury suites, 62 four- or six-seat premium boxes, over 2,000 side-court club seats and four party suites with a seating capacity of 32 each.

U of L's men's and women's teams have permanent locker rooms. There are five additional team locker rooms, two officials locker rooms, five star dressing rooms, a full-function media work room and a full-sized basketball practice court on the event level. The seven levels of the arena (including the upper catwalk) include a collective 721,762 square feet, or roughly the area of 13 football fields.

After passing through the one and a half acre landscaped entry plaza that features a basketball-themed fountain, entering fans can visit the 2,500-square foot U of L adidas store, the 3,000-square foot U of L Hall of Honor, or head to their seats using one of the eight escalators or seven elevators within the building.

Lounge space is abundant within the arena. Four spacious donor rooms are available for Cardinal fans, including three that overlook the Ohio River. The 7,000-square foot main concourse restaurant overlooks the river and a main concourse sports bar has views directly into the arena bowl. Two 4,000-square foot club lounges on the event level, as well as the terrace club and premium box lounges, provide amenities for their respective patrons. The KFC Yum! Center served as the site for the NCAA Men's Basketball Tournament second and third rounds in March 2012, will be the site for a similar event in March 2015 and was the site for the 2012 NCAA Women's Volleyball Championship on December 13 and 15.

**MOST STEALS / CAREER**

Rk. / Player	Years	Steals
1. Peyton Siva	2009-13	254
2. Darrell Griffith	1976-80	230
3. LaBradford Smith	1987-91	227
4. Russ Smith	2010-13	224
5. Tick Rogers	1992-96	220
6. Alvin Sims	1993-97	217
7. Terrence Williams	2005-09	210
8. DeJuan Wheat	1993-97	204
9. Lancaster Gordon	1980-84	192
10. Reece Gaines	1999-03	191

MOST POINTS / CAREER

Name	Years	Points
1. Darrell Griffith	1976-80	2333
2. DeJuan Wheat	1993-97	2183
3. Pervis Ellison	1985-89	2143
4. Reece Gaines	1999-03	1945
5. Milt Wagner	1981-86	1836
6. Derek Smith	1978-82	1826
7. LaBradford Smith	1987-91	1806
8. Charlie Tyra	1953-57	1728
9. Herbert Crook	1984-88	1723
10. Wes Unseld	1965-68	1686
11. Billy Thompson	1982-86	1685
12. Russ Smith	2010-13	1656
13. Taquan Dean	2002-06	1649
14. Marques Maybin	1997-2001	1624
15. Lancaster Gordon	1980-84	1614

Note: Louisville is second nationally with 65 career 1,000 point scorers (North Carolina has 67). Wayne Blackshear is the next closest Cardinal to that plateau with 548 career points.

MOST FREE THROWS MADE / CAREER

Rk. Player	Years	FTM
1. LaBradford Smith	1987-91	491
2. Reece Gaines	1999-03	456
3. Charlie Tyra	1953-57	448
4. Russ Smith	2010-13	428
Pervis Ellison	1985-89	428
6. Wes Unseld	1965-68	426
7. Herbert Crook	1984-88	411
8. DeJuan Wheat	1993-97	410
9. Billy Thompson	1982-86	383
10. Derek Smith	1978-82	382
Marques Maybin	1997-01	382

■ **Record Free Throws** -- Louisville connected on 41-of-46 free throws at Rutgers, a UofL record for free throws made in a conference game and just three off the overall record of 44 set in 1955. It is the fourth-most made in a Division I game this season. There were a combined 62 fouls called in the game and 78 total free throws shot.

Louisville Career Double-Doubles**Montrezl Harrell (4)**

USF (A)	1/22/14	14 pts., 10 reb.
Connecticut (A)	1/18/14	18 pts., 13 reb.
SMU (H)	1/12/14	12 pts., 13 reb.
Memphis (H)	1/9/14	14 pts., 11 reb.
Fairfield (N)	11/23/13	14 pts., 12 reb.

Stephan Van Treese (1)

USF(A)	1/9/11	12 pts., 14 reb.
--------	--------	------------------

Russ Smith (3)

Western Ky. (H)	12/14/13	14 pts., 10 asst.
Mo. Kansas City (H)	12/4/13	10 pts., 11 asst.
Notre Dame (A)	2/9/13	21 pts., 10 reb.

■ **Rutgers Awaits Next** — Louisville returns to the KFC Yum! Center for the first of two straight at home as the Cardinals face Rutgers next Sunday (Feb. 16, 6 p.m. ET, ESPN2). Rutgers (9-14, 3-7 AAC) has lost five of his last six games, including falling 101-69 at Memphis in its last game on Feb. 4. The Scarlet Knights will play at USF on Feb. 8 and a home game against SMU on Feb. 13 before facing the Cardinals.

Myles Mack is Rutgers' top scorer, averaging 16.1 points per game. He has 11 double-digit scoring efforts this season and 49 for his career. Kadeem Jack is the Scarlet Knights' top rebounder, averaging 7.0 rebounds and 14.3 points with 20 blocked shots on the season. Head coach Eddie Jordan, who helped Rutgers reach the 1976 Final Four as a player, is in his first year guiding the Scarlet Knights.

Louisville and Rutgers are short-time members of the American as the Cardinals will leave for the Atlantic Coast Conference and Rutgers to the Big Ten next season. Rutgers is No. 208 in the ratings percentage index (RPI) and 200th in the Sagarin ratings through games of Feb. 6.

Louisville has a 12-1 series record against Rutgers, winning the last eight straight. The Cardinals prevailed 83-76 earlier this season at Rutgers (1-4-14) as Russ Smith led UofL with 22 points.

■ **Russdicolous Covers** — Louisville guard Russ Smith was featured on the covers of multiple early season covers this year, including sharing the cover of one of four regional *Sports Illustrated* covers for the Nov. 18 college basketball preseason issue.



AMERICAN ATHLETIC CONFERENCE

(Standings through Feb. 7)

School	AAC	Overall	Streak
Cincinnati	11-0	22-2	W 15
Louisville	8-2	19-4	W 2
Memphis	7-3	17-5	W 1
SMU	7-3	18-5	W 2
Connecticut	5-4	17-5	L 1
USF	3-7	12-11	W 1
Houston	3-7	11-12	L 5
Rutgers	3-7	9-14	L 1
UCF	1-8	9-11	L 7
Temple	1-8	6-15	L 2

Upcoming Games in The American

Saturday, Feb. 8

Cincinnati at SMU – ESPN	7:30
Rutgers at USF – ESPN	8:00
Gonzaga at Memphis – ESPN	9:00

Sunday, Feb. 9

Temple at Houston – ESPN	2:00
Connecticut at UCF – ESPN	6:00

Wednesday, Feb. 12

USF at Connecticut – ESPN	7:00
UCF at Memphis – ESPN	9:00

Thursday, Feb. 13

Louisville at Temple – ESPN	7:00
SMU at Rutgers – ESPN	7:00

Saturday, Feb. 15

Memphis at Connecticut – ESPN	Noon
Houston at Cincinnati – ESPN	3:00
UCF at USF – ESPN	1:30

Cardinals in the NCAA Tournament

■ Louisville made its 39th NCAA Tournament appearance in 2013. The Cardinals have reached the NCAA Tournament 30 of the last 37 years (seven straight, 10 of the last 11, 12 of the last 15 years, 18 of last 22). The Cards have reached the Sweet 16 on 19 occasions and have advanced to the Elite Eight four of the last six seasons.

Louisville is sixth in tournament victories (70) and is fifth in NCAA Tournament appearances (39). UofL has a 70-40 overall NCAA Tournament record, reaching the Final Four 10 times.

■ Only four teams -- Kentucky (52), North Carolina (44), UCLA (43), and Kansas (42) -- have more NCAA Tournament appearances than Louisville's 39.

■ U of L Coach Rick Pitino has a 48-16 record in NCAA Tournament play (.750), ranking him second among active coaches in winning percentage and 10th all time. Only three coaches have coached more Final Four teams than Pitino's seven, a feat matched by one other. Pitino is the first coach to lead three different teams to the Final Four; is one of eight coaches to lead four different schools to the NCAA Tournament; and one of 10 active collegiate coaches who have won an NCAA Championship.

■ Only four teams have been to more Sweet 16 appearances than Louisville's 19 since the NCAA began Sweet 16 records in 1975 (North Carolina 25, Kentucky 24, Duke 23 and Kansas 20).

■ U of L Coach Rick Pitino has guided 18 teams to NCAA tournament appearances, including 10 of his last 11 years at Louisville (seven straight). His last six straight Kentucky teams reached the NCAA Tournament. The Wildcats won the 1996 NCAA title and were national runner-up in 1997 under his guidance.

■ Louisville advanced to its 19th NCAA Sweet 16 in 2012-13. Only four teams have been to more Sweet 16 appearances than Louisville's 19.

All-Time NCAA Final Four Appearances

North Carolina	18
UCLA	17
Duke	15
Kentucky	15
Kansas	14
Ohio State	11
Louisville	10
Indiana	8
Michigan State	8

U of L in the NCAA Tournament

NCAA Tournament Appearances	39
(30 of the last 37 years; 18 of last 22)	
All-Time NCAA Tourn. Record	70-40
Sweet 16 Appearances	19
Final Four Appearances	10
NCAA Championships	3
Pitino's NCAA Tourn. Record	48-16
Pitino's NCAA Tourn. Appearances	18



Louisville in AAC Statistics

Team Statistics	Stat	Rank
Scoring Offense	82.3	1
Scoring Defense	62.4	3
Scoring Margin	+19.9	1
FT Percentage	.664	7
FG Percentage	.476	3
FG Pct. Defense	.397	4
3-Pt. Percentage	.373	2
3-Pt. Percentage Defense	.304	1
Rebound Margin	+2.7	4
Blocked Shots	5.0	4
Assists	15.3	3
Steals	9.6	2
Turnover Margin	+6.7	1
Assists-Turnover Ratio	1.44	1
3FG Made	8.1	1

Scoring

2. Russ Smith	18.3
17. Montrezl Harrell	12.6
23. Luke Hancock	11.5
27. Chris Jones	10.9
29. Wayne Blackshear	9.7

Rebounding

3. Montrezl Harrell	8.2
---------------------	-----

Assists

4. Russ Smith	4.7
15. Chris Jones	2.8

Assists-Turnover Ratio

11. Russ Smith	1.52
----------------	------

Three-Pt. FG Percentage

4. Wayne Blackshear	.451
11. Terry Rozier	.407
12. Russ Smith	.397

Free Throw Percentage

4. Luke Hancock	.849
14. Wayne Blackshear	.787

Three-Point Goals

3. Russ Smith	2.1
11. Wayne Blackshear	1.7
15. Luke Hancock	1.5

Field Goal Percentage

2. Montrezl Harrell	.621
---------------------	------

Blocked Shots

8. Mangok Mathiang	1.4
12. Montrezl Harrell	1.3
16. S. Van Treese	0.9

Steals

6. Chris Jones	2.0
3. Russ Smith	1.8

■ **All-America Russ** -- Louisville senior guard Russ Smith was named to the Associated Press preseason, five-man All-America team. He is only the second Cardinal ever selected to the team joining Pervis Ellison, who was chosen on the first preseason team prior to the 1986-87 season. He is on the US Basketball Writer's Association mid-season Oscar Robertson Trophy Watch List, John Wooden Award mid-season watch list and Naismith Trophy Watch List for national player of the year.

Smith is on the All-America first team by 2013-14 Blue Ribbon College Basketball Yearbook and graces the cover of the publication. The preseason American Athletic Conference Player of the Year, Smith is also a preseason first-team All-America selection by CBSSports.com.

The 2013 NCAA Midwest Regional Most Outstanding Player, Smith was named to three national All-America teams last season. He was named to the third team of All-America teams selected by the Associated Press, NABC, and The Sporting News. Smith was honored as the 2012-13 National Player of the Year by Ken Pomeroy.

■ **Cardinals Have 109 Wins in Last Four Years** --

UofL has won a combined 109 victories over the last four seasons, fourth-most in the nation over that period behind Kansas (115), Syracuse (113) and Ohio State (112) (including this season, through games of Feb. 6). The Cards won a school-record 35 games last season while winning the NCAA title.

Most Wins, Last 4 Years

Kansas	115-21	.846
Syracuse	113-21	.843
Ohio State	112-24	.824
Louisville	109-29	.790
Duke	106-23	.822

U of L Radio Network Affiliates

WHAS 840 AM - Louisville, Ky.

(Flagship Station)

WKRD 790 AM - Louisville, Ky.

WCKY 1530 AM - Cincinnati, Ohio

WMKJ 105.5 FM - Lexington, Ky.

WSFC 1240 AM - Somerset, Ky.

WKYV 1490 AM - Frankfort, Ky.

WLWV 105.5 FM - Elizabethtown, Ky.

WYMC 1430 AM - Mayfield, Ky.

WXCM 97.1 FM - Owensboro, Ky.

WPAD 1560 AM - Paducah, Ky.

WBGH 1340 AM - Bowling Green, Ky.

WXLN 104.9 FM - Pikeville, Ky.

WKDO 98.7 FM - Liberty, Ky.

WCCK 95.7 FM - Calvert City, Ky.

WQXQ 101.9 FM - Central City, Ky.

SIRIUS/XM Satellite Radio

The radio broadcast is also available for a fee through GoCards.com and CardsMobile, the Cards' official Android/iPhone app.

Last time an individual had ...

	<i>For Louisville</i>	<i>For A Louisville Opponent</i>
30 or more points	36 by Russ Smith vs. North Carolina (11/24/13)	30 by Shabazz Napier, Connecticut (1/18/14)
35 or more points	36 by Russ Smith vs. North Carolina (11/24/13)	36 by Scottie Reynolds, Villanova (1/11/10)
20 points in a half	22 by Russ Smith 1H vs. North Carolina (11/24/13)	24 by Austin Freeman, Georgetown, 2H (2/23/10)
15 or more rebounds	15 by Montrezl Harrell vs. Cornell (11/15/13)	15 by Rhameel Brown, Manhattan (11/11/12)
20 or more rebounds	23 by Ellis Myles vs. Tennessee St. (12/1/01)	21 by Dwayne Whitfield, Jackson St. (11/23/94)
A four-point play	Russ Smith vs. Kentucky (12/31/11)	Archie Goodwin, Kentucky (12/29/12)
12 made free throws	12 by Russ Smith vs. UConn, 15 att. (1/18/14)	12 by Anthony Davis, Kentucky (12/31/11)
7 made three-point goals	7 by Preston Knowles vs. Syracuse (2/12/11)	7 by Anthony Mason Jr., St. John's (1/26/08)
10 or more assists	10 by Russ Smith vs. Western Ky. (12/14/13)	10 by Elfrid Payton, Louisiana Lafayette (12/7/13)
5 or more blocked shots	5 by Gorgui Dieng vs. Notre Dame (3/9/13)	5 by Cheikh Mbodj, Cincinnati (3/4/13)
5 or more steals	5 by Chris Jones vs. Houston (2/5/14)	6 by Jae Crowder, Marquette (1/16/12)

The Last Time a Team ...

	Louisville	Opponent
Scored 100 points	113-74 win over Louisiana Lafayette (12/7/13)	101-104 5OT loss to Notre Dame (2/9/13)
Scored less than 50 points	46-52 loss to Drexel (12/14/10)	69-38 victory over Southern Miss (11/29/13)
Scored 60 points in a half	61 vs. NW St.; 2nd H of 100-87 win (11/18/06)	60 by Tulane; 2nd H of 109-96 win (1/18/90)
Scored under 20 points in a half	19 vs. Syracuse; 1st H of 49-58 loss (3/3/12)	13 by Sou Miss 1st H of 69-38 UL win (11/29/13)
Had a +20 Rebound Margin	21 (51-30) vs. Missouri State (12/17/13)	26 (57-31) by Kentucky (12/31/11)
Grabbed 60 or more rebounds	60 vs. East Carolina (1/19/05)	60 by George Mason (1/4/94)
Grabbed less than 25 rebounds	24 vs. USF (1/12/12)	24 by Colorado State (3/23/13)
Shot 60% or better from the field	.613 (38-62) vs. Louisiana Lafayette (12/7/13)	.614 (43-70) by Charlotte (2/11/01)
Shot 30% or below from the field	.296 (16-54) vs. UNLV (12/31/08)	.289 (13-45) by Southern Miss (11/29/13)
Shot 70% from the field for a half	.700 (21-30) vs. Houston in 1st H (1/16/14)	.765 (13-17) by Georgetown in 2nd H (1/31/11)
Made 5 or less free throws	5 vs. FIU (12/19/12)	3 by Pittsburgh (1/28/13)
Made 15 three-point goals	15 vs. Houston (1/16/14)	17 by Notre Dame (2/4/06)
Made No three-point goals	0 vs. Wyoming (1/18/92)	0 by Connecticut (2/2/09)
Shot 60% from the three-point line	.739 (17-23) vs. Morgan State (12/27/10)	.600 (9-15) by Providence (1/10/12)
Handed out 25 or more assists	28 vs. UCF (12/31/13)	25 by Notre Dame (2/28/08)
Handed out 5 or less assists	5 vs. Texas A&M (3/17/07)	4 by USF (1/12/13)
Committed 25 or more turnovers	26 vs. West Virginia (1/31/09)	25 by Hartford (11/19/13)
Committed 5 or fewer turnovers	5 vs. Hofstra (11/12/13)	4 by Western Kentucky (12/22/12)
Blocked 10 or more shots	10 vs. St. John's (1/3/12)	14 by Connecticut (3/4/06)
Had No Blocked Shots	0 vs. North Carolina A&T (3/21/13)	0 by Louisiana Lafayette (12/7/13)
Had 15 or more steals	16 vs. Hartford (11/19/13)	18 by Alabama (11/30/00)
Had No Steals	0 vs. Saint Louis (2/12/03)	0 by Western Kentucky (12/14/13)

■ **Cardinals' Basketball Signing Class Among Nation's Best** -- Five impressive high school products, including one from abroad, have each signed a national letter-of-intent to continue their basketball playing careers at the University of Louisville, ranking this Cardinal group among the nation's top recruiting classes.

The list of highly-touted signees consists of Shaquuan Aaron, a 6-7, 175-pound guard from Rainier Beach High School in Seattle, Wash.; Jaylen Johnson, a 6-9, 215-pound forward from Ypsilanti (Mich.) High School; Chinanu Onuaku, a 6-10, 230-pound forward/center from Lanham, Md. and Riverdale Baptist High School; Quentin Snider, a 6-1, 170-pound guard from Ballard High School in Louisville; and Matz Stockman, a 7-2, 238-pound forward/center from Oslo, Norway.

Shaquuan Aaron averaged 17.7 points, 8.3 rebounds and 4.3 assists as a junior last season in helping Rainier Beach to a 25-4 record and the Washington Class 3A state championship. He had nine points and three rebounds in the 62-59 overtime victory in the title game over Lakeside.

A first-team AP Class 3A all-state selection as a junior, Aaron is ranked No. 14 nationally by 247Sports.com, 27th by Rivals.com, 34th by Scout.com and is No. 33 in the ESPN 100. His season scoring high as a junior was 38 points. He is the third Seattle product to play for the Cardinals in recent years, joining Peyton Siva (2009-13), UofL's starting point guard on the 2013 NCAA Championship team; and Terrence Williams (2005-09), who led UofL to two NCAA Elite Eight appearances and also played at Rainier Beach.

Jaylen Johnson averaged 13.8 points and 8.5 rebounds as a junior last season in helping Ypsilanti to a 20-5 record and the school's first regional championship since 1981. He averaged 19.7 points and 15.3 rebounds in three district games before Ypsilanti reached the state quarterfinals, where Johnson totaled 15 points and 12 boards.

A first-team all-county selection as a junior, Johnson is ranked No. 55 nationally by 247Sports.com, 56th by Rivals.com, 62nd by Scout.com and is No. 57 in the ESPN 100. His mother Janetta Johnson played for Wisconsin and professionally in Portugal. Her 130 blocked shots in 1988-89 is the Badgers' single-season record and she averaged a team-high 12.6 points and 8.5 rebounds that season.

Chinanu Onuaku (name pronounced Chih-NAH-noo On-ooH-AH-koo) averaged 8.2 points, 10.6 rebounds and 3.4 blocked shots as a junior last season in helping Riverdale Baptist achieve a 26-10 record and the Capital Beltway League title.

Onuaku is ranked No. 64 nationally by 247Sports.com, 65th by Rivals.com, 69th by Scout.com and is No. 74 in the ESPN 100. He led his DC Assault AAU team to the Under Armour Summer Jam title as the event's second-leading rebounder. Also on the AAU circuit, he played on the Adidas Nations championship team and was named to the Reebok Breakout Classic All-Star game. His brother Arinze Onuaku played for Syracuse from 2005-10 and opened this season on the New Orleans Pelicans roster.

Quentin Snider averaged 19.3 points, 4.5 assists, 3.3 rebounds and 2.0 steals as a junior last season in helping Ballard High School to a 32-5 record and the Kentucky state championship game, where the Bruins fell 65-64 to Madison Central.

A first-team all-state selection and the seventh region player of the year as a junior, Snider is ranked No. 31 nationally by Rivals.com, 32nd by Scout.com, 35th in the ESPN 100 and 51st by 247Sports.com. He connected on 40.2 percent of his three-point goals and 78.2 percent of his free throw attempts last season.

DeJuan Wheat (1993-97), the Cardinals' No. 2 all-time scorer, and Jerry Eaves (1978-82), the starting point guard on UofL's 1980 NCAA Championship team, were also graduates of Ballard High School.

Matz Stockman (pronounced Motts) is currently enrolled at the Canarias Basketball Academy in Gran Canaria in Spain's Canary Islands. He averaged 7.7 points, 5.3 rebounds and 2.5 blocked shots over nine games while playing for Norway in the 2013 U18 European Championships. He scored 18 points against Holland in 21 minutes for his top scoring effort in that event and blocked eight shots against Romania.

Stockman, who has a 7-6 wingspan, will be the first seven-footer to play for the Cardinals since Felton Spencer, a 7-0 center from Louisville who scored 1,168 points at UofL from 1986-90. David Schrag, a 7-1 center from Winterthur, Switzerland, who prepped at Maine Central Institute, initially signed to play with the Cardinals in 1997 but went to Vincennes instead.

■ **Cards Men, Women Among Top Teams** -- Louisville is one of four schools in the nation with both its men's and women's teams ranked among the nation's top 20 teams (UofL women #4), joining Duke, Kentucky and Oklahoma State with that distinction. Louisville was the only school in the nation last season with its football and men's and women's basketball teams all ranked among the nation's AP Top 20: Men's Basketball (USA Today, 1st); Women's Basketball (USA Today, 3rd); Football (AP, 13th).

■ **Smith on Wooden Award List** -- Louisville's Russ Smith is among the John R. Wooden Award Midseason Top 25 announced on Jan. 22. The players on the list are considered strong candidates for the the official voting ballot, which will consist of approximately 20 top players who have proven they are also making progress toward graduation and maintaining at least a cumulative 2.0 GPA. UofL forward Montrezl Harrell had been among the preseason top 50 candidates for the award. The Wooden Award All American Team, consisting of the nation's top 10 players, will be announced the week of the NCAA Tournament regional final. Michigan's Trey Burke won the 2013 Wooden Award presented by Wendy's.

■ **Smith, Harrell on Naismith Trophy Watch List** -- Louisville's Russ Smith and Montrezl Harrell are also on the Naismith Trophy Early Season Watch List, announced by the Atlanta Tipoff Club. UofL is one of 13 schools with at least two candidates in contention for the prestigious national player of the year award.

■ **Scoring Clamp** -- Southern Miss' 13 points in the first half on Nov. 29 are tied for the fourth fewest points allowed in a half by Louisville since 1972-73. It equals the second half total by Samford on Nov. 15, 2012 (42-13). Southern Miss' 38 total points marked the seventh time in the last four years UofL has held an opponent under 40 points.

Fewest opponent points in a half, since 1972-73

1. 11 - San Francisco - 12.8.10 (36-11, 2nd)
1. 11 - Cincinnati - 3.7.81 (20-11, 2nd)
3. 12 - Arkansas State - 11.22.11 (22-12, 1st)
4. **13 - Southern Miss - 11.29.13 (34-13, 1st)**
4. 13 - Samford - 11.15.12 (42-13, 1st)
6. **14 - Cornell - 11.15.13 (53-14, 1st)**
6. 14 - Morehead State - 12.27.04 (53-14, 2nd)
6. 14 - Morgan State - 12.30.98 (46-14, 1st)
9. 15 - USF - 1.12.13 (38-15, 1st)
9. 15 - Arkansas State - 11.22.11 (32-15, 2nd)
9. 15 - FIU - 12.1.10 (48-15, 1st)
9. 15 - East Carolina - 1.19.05 (52-15, 1st)
9. 15 - South Florida - 1.10.04 (40-15, 1st)
9. 15 - South Alabama - 11.18.01 (47-15, 1st)

Note: Louisville held 10 opponents to 20 or fewer points in a half last season.

UofL Statistical Comparison

	Wins	Losses	Home	A/Neu
Record	19-0	0-4	12-2	7-2
Scoring Average	84.8	70.8	84.0	79.8
Points Allowed	59.4	77.0	60.2	65.9
Scoring Margin	+25.4	-6.2	+23.8	+13.9
FG Percentage491	.403	.485	.459
Opp. FG Percentage376	.493	.395	.401
3-Pt. Percentage390	.299	.369	.378
FT Percentage655	.720	.619	.722
Rebound Margin	+4.6	-6.5	+4.1	+0.4
Turnover Margin	+7.8	+1.5	+8.6	+3.8

■ **26 Former Pitino Assistants/Players Became Head Coaches** -- UofL Coach Rick Pitino has had 26 of his former assistants or players rise to a collegiate head coaching position. Kareem Richardson, an assistant on the 2012-13 staff, became the latest to join that list when he was named the head coach at Missouri-Kansas City on March 19. Pitino's son, Richard Pitino, added his name to that list in April of 2012 when he was named head coach at FIU and now is at Minnesota. There are eight additional former assistants as current head coaches to bring the total to 11 active, including Mick Cronin at Cincinnati; Scott Davenport at Bellarmine; Billy Donovan at Florida; Steve Masiello at Manhattan; Marvin Menzies at New Mexico State; Herb Sendek at Arizona St.; Reggie Theus at Cal State Northridge; Kevin Willard at Seton Hall; and Tubby Smith at Texas Tech. Four active coaches reached the NCAA Tournament in 2013 (Cronin, Donovan, Menzies and Smith). Pitino's 10 Division I former assistants as current head coaches is the most in the nation (Sendek second with eight).

Pitino has a collective 34-10 record in games against his former assistants (3-0 vs. Ralph Willard; 7-5 Tubby Smith; 7-0 Billy Donovan, 6-5 Mick Cronin, 1-0 Scott Davenport, 1-0 Marvin Menzies, 6-0 Kevin Willard, 1-0 Steve Masiello, 1-0 Richard Pitino, 1-0 Kareem Richardson). Davenport's team won the 2011 NCAA Division II Championship. Indiana Pacers head coach Frank Vogel was a student manager for Pitino at Kentucky and his video coordinator with the Celtics. Pitino coached current Golden State Warriors coach Mark Jackson at the New York Knicks. Six former Pitino players also became collegiate head coaches, four of which are currently active, including Travis Ford of Oklahoma St.; Sean Woods of Morehead St.; Donovan and Masiello. Including games against both his 25 former assistants and former players who went on to become collegiate head coaches, Pitino is 39-11 (record vs. former players as head coaches: 3-1 vs. Travis Ford, 2-0 vs. John Pelphrey and Donovan).

■ **Statistical Trends** — U of L is 140-9 over the last 13 seasons under Coach Rick Pitino when scoring 80 or more points (12-1 this season, 11-1 in 2012-13) ... Over the past 13 years under Pitino, Louisville is 114-6 when shooting 50 percent or better from the field (11-0 this year, 10-0 in 2012-13) ... U of L is 261-42 when holding its opponent below 70 points over the past 13 years under Pitino (16-1 this year, 32-1 in 2012-13).

■ **Don't Count the Cards Out** — Louisville has rallied from nine or more points down to win on 19 occasions over the last four seasons, including seven times last season. Two occurred in both games of the Final Four as Louisville trailed by 12 points to both Wichita State and Michigan before storming back to win both games. The Cardinals fell behind by 16 (45-29) with 15:51 to play in the second half against Syracuse in the the BIG EAST Championship game. A 27-3 run put Louisville up to stay and the Cardinals completed the remarkable recovery by outscoring Syracuse 56-26 in the second half. Also in 2012-13, the Cards trailed by 16 at Memphis before recovering, were down 13 in the first half against Illinois State on Dec. 1 before coming back, and Providence and Connecticut both led by 10 in the first half.

The Cardinals pulled off a dramatic comeback victory against Florida in the 2012 NCAA West Region Championship after trailing by 11 with 8:04 remaining (65-54), using an 18-3 closing run to cap the Louisville victory and sending the Cardinals to their ninth Final Four. Also in 2011-12, UofL was down 17 at DePaul with 5:17 left in the first half (34-17) before rallying for the win. One of the most improbable recoveries occurred two years ago when the Cardinals beat Marquette 71-70 on Jan. 15, 2011 after U of L had trailed by 18 with 5:44 to play.

UofL wins after trailing by nine or more, last three seasons

18 down (47-65) - 1.15.11 vs. Marquette (H) - W, 71-70
 17 (17-34) - 2.18.12 vs. DePaul (A) - W, 90-82 (OT)
16 (29-45) - 3.15.13 vs. Syracuse (N) - W, 78-61
16 (9-25) - 12.15.12 vs. Memphis (A) - W, 87-78
 16 (30-46) - 3.11.11 vs. Notre Dame (N) - W, 83-77 (OT)
13 (6-19) - 12.1.12 vs. Illinois State (H) - W, 69-66
 13 (27-40) - 2.11.12 vs. West Virginia (A) - W, 77-74
 13 (9-22) - 12.23.11 vs. Western Kentucky (H) - W, 70-60
12 (21-33) - 4.8.13 vs. Michigan (N) - W, 82-76
12 (35-47) - 4.6.13 vs. Wichita State (N) - W, 72-68
 12 (26-38) - 1.26.11 vs. West Virginia (H) - W, 55-54
 11 (54-65) - 3.24.12 vs. Florida (N) - W, 72-68
10 (29-19) - 1.14.13 vs. Connecticut (A) - W, 73-58
10 (3-13) - 1.2.13 vs. Providence (H) - W, 80-62
 9 (34-43) - 12.2.11 vs. Vanderbilt (H) - W, 62-60 (OT)
 9 (2-11) - 3.10.11 vs. Marquette (N) - W, 81-56
 9 (23-32) - 2.5.11 vs. DePaul (H) - W, 61-57
 9 (43-52) - 1.29.11 vs. Connecticut (A) - W, 79-78 (2OT)
 9 (36-45) - 12.11.10 vs. UNLV (H) - W, 77-69

■ **Road Trip** — Louisville had a four-game stretch of road games with a span of 23 days between home games between Dec. 17 and its next home game on Jan. 9. It was the longest mid-season stretch between home games since the 1980-81 season, when UofL played a home game on Dec. 22 and returned to Freedom Hall on Jan. 17. It was the first time the Cardinals have played four straight true road games since 2000-01 (Feb. 14, 17, 21 and 24).

■ **Horsing Around** — UofL Coach Rick Pitino has participated as a thoroughbred race horse owner since 1988 and over the last two years has named five of his horses in honor of Cardinal players. His most recent additions have been colts named "Megatrez" after Montrezl Harrell and "Three Point Luke" after Luke Hancock. Last year, he named three horses after Cardinals: "Russdicolous" after Russ Smith (Russdicolous was purchased by another owner after a claiming race last year); "Siva" after former UofL guard Peyton Siva; and "Gorgui" after former Cardinal center Gorgui Dieng. Four horses — Halory Hunter, The Groom is Red, AP Valentine and Goldencents — of which Pitino was a partial owner have won Grade I races. To put that success in perspective, just 0.6 percent of North American thoroughbreds ever win a stakes race. Goldencents ran in the Kentucky Derby last year.

■ **Cards Will Open in Puerto Rico**
Next Season — UofL will open its 2014-15 season against Minnesota in the 2014 Armed Forces Classic, an ESPN-televized event which will be played on the U.S. Coast Guard base in Puerto Rico on Dec. 14. The game will be a father-son matchup of UofL Coach Rick Pitino and his son Richard Pitino, the first-year head coach of the Gophers. The United States Air Station Borinquen in Puerto Rico will be the site of the event, which serves as part of ESPN's *America's Heroes: A Salute to Our Veterans* initiative honoring the men and women who are serving and who have served in the United States military, both at home and abroad.

■ **Smith Pours in 36** — All-American guard Russ Smith scored a career-high 36 points against North Carolina on Nov. 24. It is tied for the eighth most points ever scored by a Louisville player and was the most since Samardo Samuels scored 36 against Notre Dame on Feb. 17, 2010. His 22 first-half points were three short of a school record. Smith has moved up to 12th on the all-time UofL scoring list with his current total of 1,656 career points; he needs 29 to move up to No. 11 and 30 to No. 10 on the Louisville career scoring list. Smith has scored 30 or more in a game five times in his career and twice this season, totaling 30 vs. Hofstra in the Cardinals' second game. He has scored 20 or more points in 28 games over the last two seasons. Smith has scored 20 or more in 15 of his last 32 games dating back to last season. In addition to his scoring, Smith is the Cardinals' leader in assists (4.7 apg) and three-point goals (50).

0 Terry Rozier



G 6-1 185 Fr. - HS Youngstown, Ohio (Hargrave Military Acad.)

- Has averaged 8.6 points and 3.6 rebounds, while grabbing 16 steals in conference action. He is 10th in The American in 3-point field goal percentage (.407), the highest mark of any freshman.
- Recorded nine points on 2-of-3 shooting, five rebounds and a steal against Houston. He has 11 steals through the last six games and is tied for seventh in AAC-only games with 1.6 per contest.
- Netted seven of his 10 points against Cincinnati in the second half, shooting 2-of-3 from 3-point range.
- Had nine points, five assists, and a season-high three steals at USF.
- Totaled five points and seven rebounds versus Connecticut in a season-high 33 minutes, while grabbing two steals.
- He has averaged 7.5 points, 3.9 rebounds, and 2.3 assists in 10 starts.
- Scored nine points, had two steals, and dished out a season-best eight assists against Houston in a starting role. The eight assists were the most for a UofL freshman since Edgar Sosa also handed out eight vs. San Francisco on Dec. 28, 2006.
- Registered a season-high 14 points and had two steals against Rutgers. He connected on 7-of-7 free throws, also a season high.
- Recorded 11 points, five rebounds, five assists, and one steal against UCF.
- Scored 11 points against Missouri State, while grabbing eight rebounds and recording one block and one steal.
- Grabbed a season-high 10 rebounds, all on the defensive end, against Western Kentucky. He also had four points and one steal after earning the start.
- Totaled 11 points - going 5-of-6 from the field - and six assists against Louisiana-Lafayette.
- Made first career start vs. Southern Miss, tallying nine points and three assists.
- Scored 18 points and totaled nine rebounds and four assists in 26 minutes against Kentucky Wesleyan, Louisville's first exhibition.
- Averaged 29.3 points, 7.8 rebounds and 5.6 assists for Hargrave Military Academy last season, where he played his final prep year in the same backcourt with fellow UofL freshman Anton Gill. Hargrave went 38-8 during the 2012-13 season.
- Top scoring effort was a school-record 69 points in a double overtime victory on Jan. 26. He scored 50 points against Louisburg College in the game.
- Averaged 25.6 points, 6.5 rebounds, 4.5 assists and 4.7 steals as a senior in leading Shaker Heights to a 21-3 record, the Erie League Championship and a berth in

the regionals for the first time since 2002.

- An-All Lake Erie League selection for three years, Rozier was rated 74th overall in the 2012 ESPNU Top 100 players, and 68th by Scout.com.
- Originally signed with the Cardinals before spending last season at Hargrave Military Academy.
- Born March 17, 1994 ... Major is sport administration.

0 Terry Rozier Season/Career Highs


- Points 14 vs. Rutgers (1/4)
- Reb. 10 vs. Western Kentucky (12/14)
- Asst. 8 vs. Houston (1/16)
- Blocks 1 vs. Southern Miss (11/29)
vs. Missouri State (12/17)
- Steals 3 vs. USF (1/22)
- FGM 5 vs. Louisiana Lafayette (12/7)
- FGA 10 vs. Houston (1/16)
- 3FGM 3 vs. Southern Miss (11/29)
- 3FGA 5 vs. Southern Miss (11/29)
- FT 7 vs. Rutgers (1/4)
- FTA 7 vs. Rutgers (1/4)

0 Terry Rozier Game-by-Game		3-Point				Rebounds																		
Opponent	Date	GS	Min	FG	FGA	Pct	FG	FGA	Pct	FT	FTA	Pct	Off	Def	Tot	Avg	PF	FO	A	TO	Blk	Stl	Pts	Avg
COFCHARLESTON	11/09/13	17	1	6	.167	1	4	.250	0	0	.000	0	3	3	3.0	3	0	1	1	0	0	3	3.0	
HOFSTRA	11/12/13	19	2	4	.500	1	3	.333	0	0	.000	0	5	5	4.0	0	0	3	0	0	0	5	4.0	
CORNELL	11/15/13	11	1	2	.500	0	1	.000	0	2	.000	0	0	0	2.7	3	0	2	0	0	1	2	3.3	
HARTFORD	11/19/13	14	2	6	.333	1	2	.500	2	2	1.000	0	1	1	2.3	0	0	0	0	0	0	7	4.3	
vs FAIRFIELD	11/23/13	18	1	7	.143	0	1	.000	1	2	.500	1	3	4	2.6	0	0	3	0	0	1	3	4.0	
vsNORTHCAROLINA	11/24/13	6	0	4	.000	0	2	.000	0	0	.000	0	0	0	2.2	0	0	0	0	0	0	0	3.3	
SOUTHERN MISS	11/29/13	* 19	3	5	.600	3	5	.600	0	0	.000	1	0	1	2.0	2	0	3	1	1	0	9	4.1	
MO-KANSAS CITY	12/04/13	* 15	2	7	.286	1	3	.333	1	2	.500	1	3	4	2.3	0	0	1	0	0	0	6	4.4	
LA-LAFAYETTE	12/07/13	23	5	6	.833	1	2	.500	0	0	.000	2	2	4	2.4	1	0	6	0	0	0	11	5.1	
W. KENTUCKY	12/14/13	* 25	2	9	.222	0	4	.000	0	0	.000	0	10	10	3.2	1	0	0	0	0	1	4	5.0	
MISSOURI ST.	12/17/13	* 24	4	8	.500	1	3	.333	2	3	.667	1	7	8	3.6	1	0	1	1	1	1	11	5.5	
at FIU	12/21/13	* 18	2	5	.400	2	3	.667	2	2	1.000	0	0	0	3.3	2	0	3	0	0	1	8	5.8	
at KENTUCKY	12/28/13	13	1	3	.333	1	2	.500	2	2	1.000	0	1	1	3.2	2	0	0	1	0	1	5	5.7	
at UCF	12/31/13	22	4	8	.500	2	4	.500	1	2	.500	2	3	5	3.3	1	0	5	0	0	1	11	6.1	
at RUTGERS	01/04/14	21	3	7	.429	1	2	.500	7	7	1.000	0	2	2	3.2	3	0	0	2	0	2	14	6.6	
MEMPHIS	01/09/14	15	3	4	.750	1	1	1.000	0	0	.000	1	2	3	3.2	0	0	0	2	0	1	7	6.6	
SMU	01/12/14	28	3	7	.429	2	3	.667	0	2	.000	1	4	5	3.3	1	0	1	0	0	1	8	6.7	
HOUSTON	01/16/14	* 26	3	10	.300	1	3	.333	2	4	.500	1	3	4	3.3	2	0	8	1	0	2	9	6.8	
atCONNECTICUT	01/18/14	* 33	1	7	.143	0	2	.000	3	4	.750	2	5	7	3.5	3	0	1	1	0	2	5	6.7	
at USF	01/22/14	* 28	3	8	.375	2	4	.500	1	2	.500	1	0	1	3.4	3	0	5	0	0	3	9	6.9	
CINCINNATI	01/30/14	* 22	3	7	.429	2	3	.667	2	2	1.000	1	1	2	3.3	2	0	0	1	0	1	10	7.0	
UCF	02/01/14	* 20	2	6	.333	0	1	.000	0	0	.000	2	0	2	3.3	4	0	1	1	0	2	4	6.9	
at HOUSTON	02/05/14	18	2	3	.667	1	1	1.000	4	4	1.000	0	5	5	3.3	0	0	1	1	0	1	9	7.0	

0 Terry Rozier Career Statistics

Year	GP	GS	Min	Avg	FG	FGA	Pct	3FG	3FGA	Pct	FT	FTA	Pct	OReb	DReb	Reb	Avg	PF	FO	Ast	TO	Blk	Stl	Pts	Avg
2013-14	23	10	455	19.8	53	139	.381	24	59	.407	30	42	.714	17	60	77	3.3	34	0	45	13	2	22	160	7.0
TOTAL	23	10	455	19.8	53	139	.381	24	59	.407	30	42	.714	17	60	77	3.3	34	0	45	13	2	22	160	7.0

1 Anton Gill



G 6-3 185 Fr. - HS Raleigh, N.C. (Hargrave Military Acad.)

- Played a season-high 15 minutes against Houston and knocked down a pair of 3-pointers.
- Came off the bench against Missouri State and FIU and knocked down a 3-pointer in each contest. He had three points against Missouri State and four against FIU.
- Totaled a season-high seven points on 3-of-5 shooting against Missouri-Kansas City.
- Has come off the bench in 18 games this season, including seven conference contests.
- Scored first collegiate points against Cornell, totaling four points and also grabbing four rebounds in the win.
- Connected on four field goals, including two 3s, for 13 points in the exhibition victory over Kentucky Wesleyan.
- Averaged 28.2 points, 5.3 rebounds and 4.1 assists for Hargrave Military Academy, where he played his final prep year in the same backcourt with fellow UofL freshman Terry Rozier.
- Season-high scoring as a senior was a then Hargrave school record 56 points in a game, a week after he scored 50 in another game in which he hit 10 3-pointers and was 19-of-24 from the field.
- Averaged 18.1 points and 6.3 rebounds, 3.1 assists and 1.3 steals as a junior in leading Ravenscroft High School to a 31-4 record and the Class 3A North Carolina state championship.
- Helped Ravenscroft to a combined 78-14 record in three seasons, where he was on pace to become the school's all-time leading scorer before transferring.
- A first-team AP All-State selection as a junior, Gill was ranked No. 29 nationally in the Scout.com Top 100, 40th in the ESPN 100, and 48th nationally by Rivals Top 150.
- Born Dec. 5, 1994 ... Major is undecided.

1 Anton Gill Season/Career Highs

- Points 7 vs. Missouri Kansas City (12/4)
- Reb. 4 vs. Cornell (11/15)
- Asst. 1 (3 times) *latest:* vs. USF (1/22)
- Blocks none
- Steals 1 vs. Hartford (11/19)
vs. USF (1/22)
- FGM 3 vs. Missouri Kansas City (12/4)
- FGA 6 vs. Cornell (11/15)
vs. Houston (1/16)
- 3FGM 2 vs. Houston (1/16)
- 3FGA 5 vs. Houston (1/16)
- FT 3 vs. Louisiana Lafayette (12/7)
- FTA 4 vs. Louisiana Lafayette (12/7)

1 Anton Gill Game-by-Game

Opponent	Date	GS	Min	3-Point				Rebounds				PF	FO	A	TO	Blk	Stl	Pts	Avg				
				FG	FGA	Pct	FT	FTA	Pct	Off	Def									Tot	Avg		
COFCHARLESTON	11/09/13	3	0	0	.000	0	0	.000	0	2	.000	0	0	0	0	0	0	0	0.0				
HOFSTRA	11/12/13	8	0	3	.000	0	2	.000	0	0	.000	0	1	1	0.5	0	0	1	0	0.0			
CORNELL	11/15/13	9	2	6	.333	0	4	.000	0	0	.000	1	3	4	1.7	1	0	1	0	0	4	1.3	
HARTFORD	11/19/13	5	0	1	.000	0	1	.000	0	0	.000	0	0	0	1.3	0	0	0	0	1	0	1.0	
vs FAIRFIELD	11/23/13	3	0	0	.000	0	0	.000	0	0	.000	0	0	0	1.0	2	0	0	0	0	0	0.8	
vs NORTH CAROLINA	11/24/13	2	0	0	.000	0	0	.000	0	0	.000	0	0	0	0.8	0	0	0	0	0	0	0.7	
SOUTHERN MISS	11/29/13	2	0	0	.000	0	0	.000	0	0	.000	0	1	1	0.9	1	0	0	0	0	0	0.6	
MO-KANSAS CITY	12/04/13	12	3	5	.600	1	3	.333	0	0	.000	1	2	3	1.1	5	1	0	1	0	0	7	1.4
LA-LAFAYETTE	12/07/13	5	0	0	.000	0	0	.000	3	4	.750	0	1	1	1.1	0	0	0	0	0	0	3	1.6
MISSOURI ST.	12/17/13	3	1	1	1.000	1	1	1.000	0	2	.000	0	0	0	1.0	0	0	0	0	0	0	3	1.7
at FIU	12/21/13	7	1	1	1.000	1	1	1.000	1	2	.500	0	1	1	1.0	1	0	0	0	0	0	4	1.9
at UCF	12/31/13	3	0	0	.000	0	0	.000	0	0	.000	0	0	0	0.9	0	0	0	0	0	0	0	1.8
at RUTGERS	01/04/14	1	0	0	.000	0	0	.000	0	0	.000	0	1	1	0.9	0	0	0	0	0	0	0	1.6
HOUSTON	01/16/14	15	2	6	.333	2	5	.400	0	0	.000	1	0	1	0.9	2	0	0	0	0	0	6	1.9
at CONNECTICUT	01/18/14	0	0	0	.000	0	0	.000	0	0	.000	0	0	0	0.9	0	0	0	0	0	0	0	1.8
at USF	01/22/14	12	0	1	.000	0	1	.000	0	0	.000	0	1	1	0.9	1	0	1	0	0	1	0	1.7
UCF	02/01/14	1	0	0	.000	0	0	.000	0	0	.000	0	0	0	0.8	0	0	0	0	0	0	0	1.6
at HOUSTON	02/05/14	2	0	1	.000	0	1	.000	0	0	.000	0	0	0	0.8	0	0	0	0	0	0	0	1.5

1 Anton Gill Career Statistics

Year	GP	GS	Min	Avg	FG	FGA	Pct	3FG	3FGA	Pct	FT	FTA	Pct	OReb	DReb	Reb	Avg	PF	FO	Ast	TO	Blk	Stl	Pts	Avg
2013-14	18	0	93	5.2	9	25	.360	5	19	.263	4	10	.400	3	11	14	0.8	13	1	3	2	0	2	27	1.5
TOTAL	18	0	93	5.2	9	25	.360	5	19	.263	4	10	.400	3	11	14	0.8	13	1	3	2	0	2	27	1.5

2 Russ Smith



G 6-0 165 Sr. - 3L Brooklyn, N.Y. (South Kent School)

- Just the fourth Louisville player in history with at least 1,600 points, 300 assists, and 200 steals. Has scored in double figures in each game this season.
- Scoring output has improved to 20.1 in league play - second in the AAC - while his 18.3 overall average is second. In conference-only games, he is second in 3-pointers (2.6/game), third in 3-point field goal percentage (.531), fourth in steals (2.0), and tied for fourth in assists (4.4).
- Tallied 17 points at Houston, giving him 1,656 for his career and good enough for No. 12 all-time. He needs 29 to tie Billy Thompson (1,685 points, 1982-86) for 11th.
- Recorded 27 points on 9-of-14 shooting vs. UCF, adding five rebounds and two steals.
- Dropped 23 at Connecticut, including a 12-of-15 performance at the charity stripe.
- Had 18 points against Houston when he hit 4-of-5 shots from 3-point range and added five rebounds, four assists, and three steals.
- Has gathered at least one steal in 15 of last 19 games. With 224 career steals, he is three steals short of tying LaBradford Smith (227 steals, 1987-91) for third.
- Scored 30 or more in a game five times in his career and twice this season. He has scored 20 or more points in 27 games over the last two seasons; and has scored 20 or more in 15 of his last 32.
- Overall, ranks third in the AAC in assists (4.7/game), fourth in 3-pointers made (2.2/game), tied for fifth in steals (1.8/game), and 11th in assist/turnover ratio (1.5).
- Totaled 23 points, seven assists, and tied a season-high with four steals vs. SMU.
- Tallied 19 points and tied a season high with four steals against Memphis.
- Made a career-best 14 free throws en route to 22 points against Rutgers.
- Totaled 24 points versus UCF behind a career-tying high six 3-pointers. He also had nine assists and four steals, matching a season best.
- Posted third career double-double, with 14 points and 10 assists against WKU.
- Had a double-double of 10 points and 11 assists against UMKC, along with three steals. It was the first double-double of that kind since Peyton Siva had 15 points and 13 assists last season (Villanova, 1/22/13).

- Scored a career-best 36 points and totaled a personal-best six treys against North Carolina. He scored 22 points in the first half, four short of Larry O'Bannon's school record of 26 (Charlotte, 2005). It is tied for the eighth most points scored by a Louisville player and was the most since Samardo Samuels scored 36 against Notre Dame on Feb. 17, 2010.
- First preseason AP All-America selection since Pervis Ellison in 1986 and earned multiple other preseason awards: Blue Ribbon College Yearbook and CBSSports.com All-American, Wooden Award Top 50, Senior CLASS Award, and AAC Preseason Player of the Year.
- Had 21 points in the first half against Hofstra, finishing with 30 behind five 3s.
- Became the Cards' 65th career 1,000-point scorer with 17 points at DePaul.
- His 87 steals in 2011-12 was a school single-season record until Peyton Siva broke it last year.
- Has a steal in 95 of 119 career games.
- UofL Coach Rick Pitino coined the name "Russdicolous" to describe Smith and Pitino named a thoroughbred race horse by that name.
- Born April 19, 1991 ... Major is communication.

2 Russ Smith Game-by-Game

Opponent	Date	GS	Min	FG	FGA	Pct	3-Point			Rebounds			PF	FO	A	TO	Blk	Stl	Pts	Avg				
							FGA	Pct	FT	FTA	Pct	Off									Def	Tot	Avg	
C OF CHARLESTON	11/09/13	*	31	7	17	.412	1	5	.200	6	6	1.000	0	1	1	1.0	2	0	5	2	0	1	21	21.0
HOFSTRA	11/12/13	*	25	12	22	.545	5	12	.417	1	1	1.000	2	1	3	2.0	3	0	5	1	0	2	30	25.5
CORNELL	11/15/13	*	21	3	8	.375	2	3	.667	2	3	.667	0	2	2	2.0	2	0	5	1	0	3	10	20.3
HARTFORD	11/19/13	*	25	6	14	.429	2	6	.333	0	0	.000	1	3	4	2.5	4	0	2	2	0	0	14	18.8
vs FAIRFIELD	11/23/13	*	24	3	9	.333	0	4	.000	4	6	.667	1	6	7	3.4	4	0	2	4	0	1	10	17.0
vs NORTH CAROLINA	11/24/13	*	37	11	24	.458	6	16	.375	8	9	.889	1	1	2	3.2	2	0	2	3	1	1	36	20.2
SOUTHERN MISS	11/29/13	*	22	5	8	.625	1	4	.250	0	0	.000	1	0	1	2.9	1	0	6	4	0	4	11	18.9
MO-KANSAS CITY	12/04/13		23	3	7	.429	1	4	.250	3	5	.600	1	5	6	3.3	3	0	11	1	0	3	10	17.8
LA-LAFAYETTE	12/07/13	*	22	6	11	.545	0	3	.000	4	4	1.000	1	2	3	3.2	2	0	1	2	0	3	16	17.6
W. KENTUCKY	12/14/13	*	34	6	16	.375	2	5	.400	0	2	.000	1	3	4	3.3	3	0	10	2	0	0	14	17.2
MISSOURI ST.	12/17/13	*	26	4	11	.364	0	3	.000	3	6	.500	0	4	4	3.4	2	0	8	4	0	2	11	16.6
at FIU	12/21/13	*	32	6	12	.500	4	7	.571	2	3	.667	0	1	1	3.2	1	0	3	3	0	0	18	16.8
at KENTUCKY	12/28/13	*	30	7	20	.350	0	5	.000	5	10	.500	1	1	2	3.1	4	0	4	4	0	1	19	16.9
at UCF	12/31/13	*	29	8	14	.571	6	10	.600	2	4	.500	0	1	1	2.9	3	0	9	2	0	4	24	17.4
at RUTGERS	01/04/14	*	29	4	11	.364	0	1	.000	14	16	.875	2	2	4	3.0	4	0	1	5	0	1	22	17.7
MEMPHIS	01/09/14	*	36	6	15	.400	3	5	.600	4	6	.667	1	4	5	3.1	4	0	3	5	0	4	19	17.8
SMU	01/12/14	*	38	7	16	.438	3	5	.600	6	7	.857	2	3	5	3.2	2	0	7	4	0	4	23	18.1
HOUSTON	01/16/14	*	24	6	8	.750	4	5	.800	2	6	.333	1	4	5	3.3	0	0	4	5	0	3	18	18.1
at CONNECTICUT	01/18/14	*	33	5	13	.385	1	2	.500	12	15	.800	2	2	4	3.4	3	0	2	4	0	0	23	18.4
at USF	01/22/14	*	23	4	10	.400	2	3	.667	2	3	.667	1	2	3	3.4	1	0	6	4	0	1	12	18.1
CINCINNATI	01/30/14	*	32	6	15	.400	2	6	.333	2	4	.500	1	2	3	3.3	0	0	4	4	1	1	16	18.0
UCF	02/01/14	*	29	9	14	.643	2	5	.400	7	10	.700	0	5	5	3.4	2	0	2	3	0	2	27	18.4
at HOUSTON	02/05/14	*	37	5	12	.417	3	7	.429	4	7	.571	0	2	2	3.3	2	0	6	2	0	0	17	18.3

2 Russ Smith Season Highs

- Points 36 vs. North Carolina (11/24)
- Reb. 7 vs. Fairfield (11/23)
- Asst. 11 vs. Missouri Kansas City (12/4)
- Blocks 1 vs. North Carolina (11/24)
vs. Cincinnati (1/30)
- Steals 4 (4 times) *latest*: vs. SMU (1/12)
- FGM 12 vs. Hofstra (11/12)
- FGA 24 vs. North Carolina (11/24)
- 3FGM 6 vs. North Carolina (11/24), UCF (12/31)
- 3FGA 16 vs. North Carolina (11/24)
- FT 14 vs. Rutgers (1/4)
- FTA 16 vs. Rutgers (1/4)

2 Russ Smith Career Highs

- Points 36 vs. North Carolina (11/24/13)
- Reb. 10 vs. Notre Dame (2/9/13)
- Asst. 11 vs. Missouri Kansas City (12/4/13)
- Blocks 1 (6 times) *latest*: vs. Cincinnati (1/30/14)
- Steals 8 vs. North Carolina A&T (3/21/13)
- FGM 12 vs. UMKC (12/8/12)
vs. Hofstra (11/12/13)
- FGA 24 vs. North Carolina (11/24/13)
- 3FGM 6 vs. North Carolina (11/24/13)
vs. UCF (12/31/13)
- 3FGA 16 vs. North Carolina (11/24/13)
- FT 14 vs. Rutgers (1/4/14)
- FTA 16 vs. Notre Dame (2/9/13)
vs. Rutgers (1/4/14)

2 Russ Smith Career Statistics

Year	GP	GS	Min	Avg	FG	FGA	Pct	3FG	3FGA	Pct	FT	FTA	Pct	OReb	DReb	Reb	Avg	PF	FO	Ast	TO	Blk	Stl	Pts	Avg
2010-11	17	0	96	5.6	14	41	.341	7	17	.412	3	5	.600	1	6	7	0.4	17	0	14	13	1	13	38	2.2
2011-12	39	7	837	21.5	149	419	.356	41	134	.306	110	144	.764	27	71	98	2.5	110	3	76	90	1	87	449	11.5
2012-13	40	37	1211	30.3	232	560	.414	62	189	.328	222	276	.804	41	91	132	3.3	102	0	116	108	2	83	748	18.7
2013-14	23	22	662	28.8	139	307	.453	50	126	.397	93	133	.699	20	57	77	3.3	57	0	108	71	2	41	421	18.3
TOTAL	119	66	2806	23.6	534	1327	.402	160	466	.343	428	558	.767	89	225	314	2.6	286	3	314	282	6	224	1656	13.9

3 Chris Jones



G 5-10 175 Jr. - JC Memphis, Tenn. (NW Florida State College)

- Louisville's fourth-leading scorer (10.9), recording at least 15 points in six games this season. He has hit at least one 3-pointer in 14 of 19 games.
- Recorded his first double-digit scoring performance since Dec. 28, totaling 14 points on 5-of-8 shooting against Houston. He had three assists and tied a season high with five steals.
- Played 23 minutes and scored six points against Cincinnati after a three-game absence due to a strained muscle on his right side.
- Collected three steals against Rutgers, his fifth game with at least three steals in a contest. He is second on the team in steals (37), and he is second in the AAC in steals per game (1.9).
- Tied a season high with seven assists against UCF.
- Scored 15 of his 18 points against Kentucky in the first half and totaled three 3s with two assists and one steal.
- Recorded five steals - the most by any UofL player this season - and six assists against FIU.
- Scored nine points against Missouri State after missing the Western Kentucky game with a sprained right wrist.
- Finished with 19 points and two assists in the win over Louisiana-Lafayette.
- Matched a season high with 20 points against North Carolina, while knocking down four 3-pointers.
- Scored 18 points, matching a season-best four 3-pointers, in just 23 minutes against Southern Miss.
- Was credited with his first turnover of the year against Cornell, playing 67 minutes without committing a turnover. He has only 28 turnovers in 18 games (452 total minutes).
- Totaled season highs of 20 points and seven assists against Hofstra.
- Honored as the 2013 National Junior College Division I Player of the Year by the NABC, was a two-time first-team NJCAA All-America.
- Averaged 21.8 points, 5.1 rebounds, 4.1 assists and 3.0 steals as a sophomore last season in leading Northwest Florida State College in Niceville, Fla. to a 30-4 record and the second consecutive national runner-up position.
- Led Northwest Florida to a combined 62-6 record in two seasons there.
- A top 50 prospect as a senior at Melrose (Tenn.) High School, Jones originally signed with Tennessee in the same class as current Cardinal Kevin Ware before opting for the junior college route.

- Rated as the nation's 10th-best point guard in high school by ESPN, Rivals and Scout, and the No. 39 prospect overall by Rivals.
- Averaged 20.5 points, 6.8 rebounds, and 6.1 assists per game as a junior in leading Melrose to the Tennessee Class AAA state title and a No. 15 finish in the ESPN Rise Fab 50 national rankings.
- Born July 3, 1991 ... Major is communication.

3 Chris Jones Season/Career Highs

Points 20 vs. Hofstra (11/12)
	vs. North Carolina (11/24)
Reb. 6 vs. Cof Charleston (11/9)
Asst. 7 vs. Hofstra (11/12)
	vs. UCF (12/31)
Blocks 1 vs. Missouri State (12/17)
Steals 5 vs. FIU (12/21)
	vs. Houston (2/5)
FGM 8 vs. North Carolina (11/24)
	vs. Louisiana Lafayette (12/7)
FGA 18 vs. North Carolina (11/24)
3FGM 4 vs. North Carolina (11/24)
	vs. Southern Miss (11/29)
3FGA 9 vs. Kentucky (12/28)
FT 5 vs. Hofstra (11/12)
FTA 7 vs. Hofstra (11/12)

3 Chris Jones Game-by-Game

Opponent	Date	GS	Min	FGFGA	3-Point				Rebounds											Avg
					Pct	FG	FGA	Pct	FT	FTA	Pct	Off	Def	Tot	Avg	PF	FO	A	TO	
COFCHARLESTON	11/09/13	*	30	5 13	.385	1 4	.250	1 3	.333	3 3	6 6.0	2 0	5 0	0 0	2 12	12.0				
HOFSTRA	11/12/13	*	25	7 13	.538	1 4	.250	5 7	.714	0 1	1 3.5	3 0	7 0	0 4	20 16.0					
CORNELL	11/15/13	*	22	4 6	.667	0 1	.000	1 2	.500	0 1	1 2.7	2 0	1 1	0 1	9 13.7					
HARTFORD	11/19/13	*	23	3 8	.375	1 11	1.000	4 4	1.000	2 1	3 2.8	2 0	4 1	0 4	11 13.0					
vs FAIRFIELD	11/23/13	*	32	6 13	.462	1 3	.333	2 2	1.000	0 4	4 3.0	2 0	1 4	0 4	15 13.4					
vsNORTHCAROLINA	11/24/13	*	30	8 18	.444	4 8	.500	0 0	.000	0 4	4 3.2	1 0	1 2	0 1	20 14.5					
SOUTHERN MISS	11/29/13		23	5 10	.500	4 7	.571	4 4	1.000	1 2	3 3.1	1 0	0 4	0 1	18 15.0					
MO-KANSAS CITY	12/04/13	*	24	4 7	.571	2 3	.667	0 0	.000	1 0	1 2.9	2 0	2 0	0 1	10 14.4					
LA-LAFAYETTE	12/07/13	*	23	8 16	.500	1 5	.200	2 3	.667	1 1	2 2.8	3 0	2 2	0 0	19 14.9					
MISSOURI ST.	12/17/13		19	3 9	.333	1 3	.333	2 2	1.000	0 2	2 2.7	3 0	1 0	1 0	9 14.3					
at FIU	12/21/13		29	1 6	.167	1 3	.333	2 4	.500	0 2	2 2.6	3 0	6 0	0 5	5 13.5					
at KENTUCKY	12/28/13	*	31	7 13	.538	3 9	.333	1 1	1.000	0 3	3 2.7	3 0	2 2	0 1	18 13.8					
at UCF	12/31/13	*	29	2 4	.500	1 2	.500	0 0	.000	0 1	1 2.5	3 0	7 2	0 1	5 13.2					
at RUTGERS	01/04/14	*	24	3 6	.500	0 1	.000	0 0	.000	0 1	1 2.4	4 0	2 3	0 3	6 12.6					
MEMPHIS	01/09/14	*	28	1 9	.111	0 3	.000	0 0	.000	1 0	1 2.3	2 0	3 3	0 2	2 11.9					
SMU	01/12/14	*	14	1 2	.500	0 1	.000	0 0	.000	0 0	0 2.2	2 0	3 2	0 1	2 11.3					
CINCINNATI	01/30/14		23	3 11	.273	0 3	.000	0 0	.000	1 1	2 2.2	3 0	0 0	0 0	6 11.0					
UCF	02/01/14		23	2 7	.286	1 3	.333	2 2	1.000	1 1	2 2.2	2 0	3 2	0 1	7 10.8					
at HOUSTON	02/05/14	*	25	5 8	.625	2 5	.400	2 3	.667	0 1	1 2.1	5 1	3 1	0 5	14 10.9					

3 Chris Jones Career Statistics

Year	GP	GS	Min	Avg	FG	FGA	Pct	3FG	3FGA	Pct	FT	FTA	Pct	OReb	DReb	Reb	Avg	PF	FO	Ast	TO	Blk	Stl	Pts	Avg
2013-14	19	14	477	25.1	78	179	.436	24	69	.348	28	37	.757	11	29	40	2.1	48	1	53	29	1	37	208	10.9
TOTAL	19	14	477	25.1	78	179	.436	24	69	.348	28	37	.757	11	29	40	2.1	48	1	53	29	1	37	208	10.9

4 Dillon Avare



G 6-0 150 Fr. - HS Lexington, Ky. (Lexington Catholic HS)

- Played six minutes in UofL's exhibition against Kentucky Wesleyan, scoring three points and collecting three rebounds.
- Plans to redshirt this season.
- Averaged 11.2 points, 2.8 rebounds and a team-high 4.3 assists as a senior last season in helping Lexington Catholic post a 22-12 record and reach the 11th Region championship game.
- Buried 82 3-point goals as a senior, connecting on 34 percent from that range.
- Lexington Catholic produced a 24-8 record during his junior year and a 27-8 mark in his sophomore year in 2010-11, winning the 11th Region title.
- Hit a buzzer-beating 3-pointer in the district finals to lift Lexington Catholic over Lafayette as a junior.
- Won the three-point competition at the 2013 Kentucky Derby Festival Basketball Classic all-star game.
- Played with fellow UofL walk-on David Levitch on the same AAU team before high school.
- Born March 18, 1995 ... Major is business.

4 Dillon Avare Season/Career Highs

- Points none
- Reb. none
- Asst. none
- Blocks none
- Steals none
- FGM none
- FGA none
- 3FGM none
- 3FGA none
- FT none
- FTA none

4 Dillon Avare Career Statistics

Year	GP	GS	Min	Avg	FG	FGA	Pct	3FG	3FGA	Pct	FT	FTA	Pct	OReb	DReb	Reb	Avg	PF	FO	Ast	TO	Blk	Stl	Pts	Avg
2013-14	0	0	0	0.0	0	0	.000	0	0	.000	0	0	.000	0	0	0	0.0	0	0	0	0	0	0	0	0.0
TOTAL	0	0	0	0.0	0	0	.000	0	0	.000	0	0	.000	0	0	0	0.0	0	0	0	0	0	0	0	0.0

23 David Levitch



G 6-3 180 Fr. - HS Goshen, Ky. (North Oldham HS)

- Came off the bench and recorded an assist at USF.
- Played five minutes and recorded an assist against Houston.
- Totaled two rebounds against Louisiana-Lafayette.
- Connected on his second career 3-point field goal against UMKC.
- Scored his first collegiate points on a 3 against Cornell with three minutes remaining in the game.
- Made all six free throws in eight minutes of action against Kentucky Wesleyan.
- Averaged 24.0 points, 5.7 rebounds and 4.3 assists as a senior last season in helping North Oldham High School produce an 18-11 record. His scoring average ranked him seventh in the state.
- Connected on 41.5 percent of his three-point attempts as a senior with his 68 threes ranking among the top 15 in the state.
- An All-Eighth Region selection as a junior and senior.
- Scored nearly 2,000 career points at North Oldham while burying 220 three-point goals in four years.
- Played with fellow UofL walk-on Dillon Avare on the same AAU team before high school.
- Seventh in the state in free throw percentage as a junior, connecting on 81.7 percent from the line (151-of-185).
- Born Sept. 28, 1994 ... Major is undecided.

23 David Levitch Season/Career Highs

- Points 3 vs. Cornell (11/15)
vs. Missouri Kansas City (12/4)
- Reb. 2 vs. Louisiana Lafayette (12/7)
- Asst. 1 vs. Houston (1/16)
vs. USF (1/22)
- Blocks none
- Steals 1 vs. Missouri Kansas City (12/4)
- FGM 1 vs. Cornell (11/15)
vs. Missouri Kansas City (12/4)
- FGA 3 vs. Missouri Kansas City (12/4)
- 3FGM 1 vs. Cornell (11/15)
vs. Missouri Kansas City (12/4)
- 3FGA 2 vs. Missouri Kansas City (12/4)
- FT 1 vs. Southern Miss (11/29)
vs. Louisiana Lafayette (12/7)
- FTA 2 vs. Southern Miss (11/29)
vs. Louisiana Lafayette (12/7)

23 David Levitch Game-by-Game

Opponent	Date	GS	Min	FGFGA	3-Point			Rebounds			PF	FO	A	TO	Blk	Stl	Pts	Avg
					Pct	FG	FGA	Pct	FT	FTA								
COFCHARLESTON	11/09/13	1	0	0	.000	0	0	.000	0	0	0	0.0	1	0	0	0	0	0.0
HOFSTRA	11/12/13	2	0	0	.000	0	0	.000	0	0	0	0.0	0	0	0	0	0	0.0
CORNELL	11/15/13	6	1	11	.000	1	11	.000	0	1	1	0.3	0	0	0	0	3	1.0
vs FAIRFIELD	11/23/13	1	0	0	.000	0	0	.000	0	0	0	0.3	0	0	0	0	0	0.8
SOUTHERN MISS	11/29/13	1	0	1	.000	0	1	.000	1	2	.500	0	0	0	2	0	0	0.8
MO-KANSAS CITY	12/04/13	6	1	3	.333	1	2	.500	0	0	0	0.2	0	0	1	0	1	1.2
LA-LAFAYETTE	12/07/13	3	0	0	.000	0	0	.000	1	2	.500	0	2	2	0.4	0	0	1.1
at UCF	12/31/13	1	0	1	.000	0	1	.000	0	0	0	0.4	1	0	0	0	1.0	
HOUSTON	01/16/14	5	0	2	.000	0	0	.000	0	0	0	0.3	0	0	1	0	0.9	
at USF	01/22/14	2	0	1	.000	0	0	.000	0	0	0	0.3	1	0	1	0	0.8	
UCF	02/01/14	1	0	0	.000	0	0	.000	0	0	0	0.3	0	0	0	0	0.7	

23 David Levitch Career Statistics

Year	GP	GS	Min	Avg	FG	FGA	Pct	3FG	3FGA	Pct	FT	FTA	Pct	OReb	DReb	Reb	Avg	PF	FO	Ast	TO	Blk	Stl	Pts	Avg
2013-14	11	0	29	2.6	2	9	.222	2	5	.400	2	4	.500	0	3	3	0.3	3	0	2	1	0	1	8	0.7
TOTAL	11	0	29	2.6	2	9	.222	2	5	.400	2	4	.500	0	3	3	0.3	3	0	2	1	0	1	8	0.7

5 Kevin Ware

LOUISVILLE



G 6-2 175 Jr. - 2L Bronx, N.Y. (Rockdale County HS, Ga.)

■ Currently sidelined while recovering from a kick to his leg sustained against Missouri State and he could be shut down for the remainder of the season. He will likely seek a medical redshirt year.

■ Logged minutes in nine games this season.

■ Went 2-of-3 from the field for four points in just five minutes against Missouri State.

■ He is online search engine Bing's fourth most-searched American athlete in 2013. He also was the fourth-most searched athlete in the world through Google's search results.

■ Came off the bench against Hartford, totaling four points, two steals, and one block.

■ Played in first official game since injury against Duke, scoring five points and totaling two rebounds and one assist against Cornell.

■ Reappeared in competition 220 days after his leg injury, playing and totaling six points and four boards in Louisville's exhibition victory over Pikeville.

■ Had successful surgery to repair a gruesome broken right tibia on March 31, which he suffered with 6:33 remaining in the first half of the Cardinals' 85-63 victory over Duke. He had a rod inserted into the bone. The unfortunate injury, with his and his teammates' reaction to it, became an international story.

■ Matched a season high with 11 points against Oregon in the NCAA Midwest Region semifinals, hitting 5-of-7 shots from the field.

■ Handed out a career-high five assists and had two steals against Colorado State in the NCAA Tournament Third Round.

■ Joined the team on Dec. 14, 2011 after he met his NCAA initial eligibility requirements to enroll for the 2012 spring semester in November.

■ Born Jan. 3, 1993 ... Major is communication.

5 Kevin Ware Season Highs

Points 5 vs. Cornell (11/15)

Reb. 2 vs. Cornell (11/15)
vs. North Carolina (11/24)

Asst. 1 (3 times) *latest:* vs. North Carolina (11/24)

Blocks 1 vs. Hartford (11/19)

Steals 2 vs. Hartford (11/19)

FGM 2 vs. Cornell (11/15)

FGA 4 vs. Cornell (11/15)
vs. Hartford (11/19)

3FGM none

3FGA 1 vs. Cornell (11/15)
vs. North Carolina (11/24)

FT 2 vs. Hartford (11/19)

FTA 2 (3 times) *latest:* vs. Southern Miss (11/29)

5 Kevin Ware Career Highs

Points 11 vs. Oregon (3/29/13)

Reb. 7 vs. UMKC (12/8/12)

Asst. 5 vs. Colorado State (3/23/13)

Blocks 2 vs. DePaul (2/27/13)

Steals 4 vs. UMKC (12/8/12)

vs. Seton Hall (2/23/13)

FGM 5 vs. Oregon (3/29/13)

FGA 8 vs. Seton Hall (2/23/13)

3FGM 2 vs. Seton Hall (2/23/13)

vs. Syracuse (3/16/13)

3FGA 5 vs. Seton Hall (2/23/13)

FT 3 vs. Syracuse (3/2/13)

FTA 4 (4 times) *latest:* vs. Syracuse (3/16/13)

5 Kevin Ware Game-by-Game

Opponent	Date	GS	Min	FG	FGA	Pct	3-Point			Rebounds							PF	FO	A	TO	Blk	Stl	Pts	Avg
							FG	FGA	Pct	FT	FTA	Pct	Off	Def	Tot	Avg								
CORNELL	11/15/13	13	2	4	.500	0	1	.000	1	2	.500	0	2	2	2.0	2	0	1	2	0	0	5	5.0	
HARTFORD	11/19/13	13	1	4	.250	0	0	.000	2	21.000	1	0	1	1.5	1	0	1	0	1	2	4	4.5		
vs FAIRFIELD	11/23/13	2	0	0	.000	0	0	.000	0	0	.000	0	0	0	1.0	1	0	0	0	0	1	0	3.0	
vs NORTH CAROLINA	11/24/13	6	1	3	.333	0	1	.000	0	0	.000	0	2	2	1.3	2	0	1	2	0	0	2	2.8	
SOUTHERN MISS	11/29/13	9	0	1	.000	0	0	.000	0	2	.000	0	0	0	1.0	0	0	0	1	0	0	0	2.2	
MO-KANSASCITY	12/04/13	4	0	1	.000	0	0	.000	0	0	.000	0	0	0	0.8	0	0	0	0	0	0	0	1.8	
LA-LAFAYETTE	12/07/13	1	0	0	.000	0	0	.000	0	0	.000	0	0	0	0.7	0	0	0	0	0	0	0	1.6	
W. KENTUCKY	12/14/13	0	0	0	.000	0	0	.000	0	0	.000	0	0	0	0.6	1	0	0	1	0	0	0	1.4	
MISSOURI ST.	12/17/13	5	2	3	.667	0	0	.000	0	0	.000	0	0	0	0.6	0	0	0	0	0	0	4	1.7	

5 Kevin Ware Career Statistics

Year	GP	GS	Min	Avg	FG	FGA	Pct	3FG	3FGA	Pct	FT	FTA	Pct	OReb	DReb	Reb	Avg	PF	FO	Ast	TO	Blk	Stl	Pts	Avg
2011-12	20	0	105	5.3	8	27	.296	0	5	.000	4	12	.333	4	10	14	0.7	12	0	9	21	4	7	20	1.0
2012-13	37	1	616	16.6	59	132	.447	15	37	.405	34	51	.667	16	50	66	1.8	58	1	31	42	4	39	167	4.5
2013-14	9	0	53	5.9	6	16	.375	0	2	.000	3	6	.500	1	4	5	0.6	7	0	3	6	1	3	15	1.7
TOTAL	66	1	774	11.7	73	175	.417	15	44	.341	41	69	.594	21	64	85	1.3	77	1	43	69	9	49	202	3.1

11 Luke Hancock



G/F 6-6 200 Sr. - 1L Roanoke, Va. (George Mason)

- Has totaled double-digit points in the last 10 games. Over that stretch in league play, he is averaging 15.8 points behind 48 percent shooting from the field (47-of-99), with 21 3-pointers. In conference-only statistics, he is seventh in 3-pointers made per game (2.1) and in scoring.
- Had 15 points vs. Houston, while grabbing a season-best and game-high seven rebounds. He had one steal, giving him one in the last four games.
- Replicated his performance from the prior game, scoring 16 against UCF on 5-of-9 shooting and adding five assists. He began his double-digit scoring streak against UCF on Dec. 31, 2013.
- Scored 12 of his 16 points in the second half and had a career-high six assists against Cincinnati. He played a season-high 37 minutes.
- Ranks fifth in free throw shooting in The American (.849) and 89th nationally.
- Tied a season high with four 3-pointers en route to 14 points at USF.
- Recorded 13 points on 5-of-10 shooting along with three assists in a starting role against Connecticut.
- Totaled 10 points and four assists in the start against Houston.
- Made his first start of the year and registered a career-high 23 points against SMU on 8-of-15 shooting, while matching a season high four 3-pointers.
- Scored 14 of his 20 against Memphis in the first half. He went 6-of-14 from the field, while grabbing a season-best five rebounds and tying a career high with five assists.
- Posted 15 points, four rebounds, and two steals against Rutgers. He made all 10 of his free throw attempts, a career high. It's the best performance from the free-throw line by a UofL player since Russ Smith went 10-for-10 last season against Seton Hall (2/23/13).
- Totaled 16 points and three steals against UCF. He buried four of his 3-point field goals, also a season high.
- Reached 1,000 points for his collegiate career against Louisiana-Lafayette. He had 604 points at George Mason and has 576 at Louisville.
- Totaled 10 points against Louisiana-Lafayette with two assists and a career best two blocked shots.
- Recorded 10 points against both Missouri-Kansas City and North Carolina.
- Posted 12 points and and four rebounds in just 14 minutes against Cornell.

- Made his season debut against Hofstra, totaling eight points - knocking down two treys - and three rebounds in 15 minutes.
- Returned to practice Nov. 11 after nursing a left Achilles injury.
- Most Outstanding Player of the 2013 NCAA Final Four, the first non-starter to earn the honor in the event's 75-year history.
- In the national championship game against Michigan, he totaled 22 points, three assists and two steals, hitting all five of his 3-point attempts. He had 20 points and four rebounds against Wichita State in the national semifinals.
- Averaged 11.3 points in nine postseason games last year.
- Matched a season-high 22 points at Notre Dame last year with four rebounds and three assists.
- Averaged 10.9 points, 4.6 rebounds and a team-high 4.3 assists as a sophomore at George Mason. He was a third-team All-Colonial Athletic Association selection as a sophomore and a CAA all-rookie pick as a freshman.
- Finished his prep career playing for current U of L assistant Kevin Keatts for one season at Hargrave Military Academy when it was the national prep runner-up.
- Born Jan. 30, 1990 ... Major is marketing with a minor in economics.

11 Luke Hancock Game-by-Game

Opponent	Date	GS	Min	3-Point					Rebounds					Avg	PF	FO	A	TO	Blk	Stl	Pts	Avg	
				FG	FGA	Pct	FT	FTA	Pct	Off	Def	Tot	Avg										
HOFSTRA	11/12/13	15	2	4	.500	2	4	.500	2	3	.667	2	1	3	3.0	2	0	0	0	0	0	8	8.0
CORNELL	11/15/13	14	3	6	.500	0	2	.000	6	7	.857	1	3	4	3.5	2	0	0	1	0	0	12	10.0
HARTFORD	11/19/13	20	3	5	.600	2	4	.500	0	0	.000	1	2	3	3.3	3	0	4	0	0	1	8	9.3
vs FAIRFIELD	11/23/13	16	1	3	.333	0	2	.000	7	7	1.000	0	0	0	2.5	4	0	0	1	0	0	9	9.3
vs NORTH CAROLINA	11/24/13	23	1	8	.125	1	3	.333	7	8	.875	2	1	3	2.6	4	0	2	0	0	1	10	9.4
SOUTHERN MISS	11/29/13	14	2	9	.222	1	8	.125	0	0	.000	1	0	1	2.3	1	0	1	1	0	0	5	8.7
MO-KANSAS CITY	12/04/13	15	2	11	.182	2	9	.222	4	4	1.000	0	2	2	2.3	0	0	1	1	0	2	10	8.9
LA-LAFAYETTE	12/07/13	20	2	5	.400	0	3	.000	6	6	1.000	0	2	2	2.3	2	0	2	1	2	1	10	9.0
W. KENTUCKY	12/14/13	17	1	3	.333	1	11	1.000	2	2	1.000	0	0	0	2.0	2	0	1	2	0	0	5	8.6
MISSOURI ST.	12/17/13	22	1	4	.250	0	2	.000	0	0	.000	1	0	1	1.9	1	0	1	0	1	0	2	7.9
at FIU	12/21/13	13	2	3	.667	1	2	.500	2	4	.500	0	1	1	1.8	4	0	2	1	0	1	7	7.8
at KENTUCKY	12/28/13	28	3	11	.273	2	8	.250	0	1	.000	0	3	3	1.9	2	0	2	0	0	1	8	7.8
at UCF	12/31/13	22	5	10	.500	4	9	.444	2	2	1.000	0	2	2	1.9	4	0	2	2	1	3	16	8.5
at RUTGERS	01/04/14	24	2	4	.500	1	3	.333	10	10	1.000	0	4	4	2.1	4	0	1	2	0	2	15	8.9
MEMPHIS	01/09/14	30	6	14	.429	2	8	.250	6	8	.750	2	3	5	2.3	4	0	5	3	0	2	20	9.7
SMU	01/12/14	* 26	8	15	.533	4	9	.444	3	4	.750	0	2	2	2.3	3	0	0	2	0	1	23	10.5
HOUSTON	01/16/14	* 20	4	9	.444	1	4	.250	1	1	1.000	0	3	3	2.3	2	0	4	1	0	1	10	10.5
at CONNECTICUT	01/18/14	* 23	5	10	.500	1	5	.200	2	4	.500	1	4	5	2.4	4	0	3	3	0	0	13	10.6
at USF	01/22/14	* 24	4	10	.400	4	9	.444	2	2	1.000	0	1	1	2.4	3	0	1	1	1	1	14	10.8
CINCINNATI	01/30/14	* 37	5	12	.417	2	8	.250	4	4	1.000	0	0	0	2.3	1	0	6	4	0	1	16	11.1
UCF	02/01/14	* 29	5	9	.556	1	4	.250	5	7	.714	1	3	4	2.3	5	1	5	0	0	1	16	11.3
at HOUSTON	02/05/14	* 36	3	6	.500	1	3	.333	8	9	.889	1	6	7	2.5	4	0	2	2	0	1	15	11.5

11 Luke Hancock Season Highs

- Points 23 vs. SMU (1/12)
- Reb. 7 vs. Houston (2/5)
- Asst. 6 vs. Cincinnati (1/30)
- Blocks 2 vs. Louisiana Lafayette (12/7)
- Steals 3 vs. UCF (12/31)
- FGM 8 vs. SMU (1/12)
- FGA 15 vs. SMU (1/12)
- 3FGM 4 (3 times) *latest*: vs. USF (1/22)
- 3FGA 9 (4 times) *latest*: vs. USF (1/22)
- FT 10 vs. Rutgers (1/4)
- FTA 10 vs. Rutgers (1/4)

11 Luke Hancock Career Highs

- Points 23 vs. SMU (1/12/14)
- Reb. 8 vs. Providence (1/2/13)
- Asst. 6 vs. Cincinnati (1/30/14)
- Blocks 2 vs. Louisiana Lafayette (12/7/13)
- Steals 4 vs. Manhattan (11/11/12)
- FGM 8 vs. SMU (1/12/14)
- FGA 19 vs. Notre Dame (2/9/13)
- 3FGM 5 vs. Missouri (11/23/12)
- vs. Michigan (4/8/13)
- 3FGA 13 vs. Notre Dame (2/9/13)
- FT 10 vs. Rutgers (1/4/14)
- FTA 10 vs. Michigan (4/8/13)
- vs. Rutgers (1/4/14)

11 Luke Hancock Career Statistics

Year	GP	GS	Min	Avg	FG	FGA	Pct	3FG	3FGA	Pct	FT	FTA	Pct	OReb	DReb	Reb	Avg	PF	FO	Ast	TO	Blk	Stl	Pts	Avg
2012-13	40	8	897	22.4	97	226	.429	63	158	.399	67	88	.761	29	76	105	2.6	84	1	55	39	3	40	324	8.1
2013-14	22	7	488	22.2	70	171	.409	33	110	.300	79	93	.849	13	43	56	2.5	61	1	45	28	5	20	252	11.5
TOTAL	62	15	1385	22.3	167	397	.421	96	268	.358	146	181	.807	42	119	161	2.6	145	2	100	67	8	60	576	9.3

12 Mangok Mathiang



F/C 6-10 210 Fr. - RS Melbourne, Australia (IMG Academy)

- Pronounced MANG-go like the fruit, with a silent "K"; MATH-ee-ang.
- Has a blocked shot in 15 of the last 17 games and is seventh in the AAC in blocked shots per game (1.4). He is 13th in the conference in offensive rebounds (2.0/game).
- Recorded his second double-digit point performance, totaling 10 points against USF on 4-of-6 shooting. He tied a season-best with two steals.
- Swatted a conference-best three shots at Connecticut.
- Had a season-high two steals along with six points and five boards vs. Houston.
- Matched a season high with four blocks against Kentucky, adding four points and three rebounds.
- Recorded six points and seven rebounds against FIU.
- Named the American Athletic Conference Rookie of the Week on Dec. 16 after he scored a season-best 13 points - he was 5-of-5 from the field - and totaled five rebounds and one block against Western Kentucky.
- Totaled eight points, nine rebounds - six on the offensive end - and two blocked shots in the win over Missouri State.
- Had a season high four blocks vs. Louisiana-Lafayette, while adding six points.
- Earned first career start, totaling seven rebounds and three blocks against Southern Miss.
- Had seven points and 10 rebounds in his collegiate debut and Louisville's season opener versus College of Charleston. It's only the second time in the last 13 years that a Louisville freshman has grabbed that many rebounds in a debut (Chane Behanan, 12 rebounds vs. UT Martin on Nov. 11, 2011).
- Sat out the 2012-13 season while practicing with the Cards.
- Averaged 12 points, 10 rebounds and four blocked shots for the IMG Academy's postgraduate team, which posted a 28-2 record in 2011-12.
- Born in Sudan, Africa, Mathiang lived in Melbourne, Australia for many years before moving to the United States to play a season of high school basketball at Carbondale (Ill.) Brehm Prep School in 2010-11.
- While at Brehm Prep, he blocked an event-high seven shots against Princeton Day Academy in the 2011 National Prep School Invitational.
- Chose to attend UofL after also receiving offers from Kansas State, Georgia,

Mississippi State, Auburn, and Central Michigan.

■ Born Oct. 8, 1992 ... Major is business management.

12 Mangok Mathiang Season/Career Highs

- Points 13 vs. Western Kentucky (12/14)
- Reb. 10 vs. Cof Charleston (11/9)
- Asst. 2 vs. Hofstra (11/12)
vs. Louisiana Lafayette (12/7)
- Blocks 4 vs. Louisiana Lafayette (12/7)
vs. Kentucky (12/28)
- Steals 2 vs. Houston (1/16)
vs. USF (1/22)
- FGM 5 vs. Western Kentucky (12/14)
- FGA 7 vs. Cof Charleston (11/9)
- 3FGM none
- 3FGA none
- FT 4 vs. Louisiana Lafayette (12/7)
- FTA 5 vs. Louisiana Lafayette (12/7)
vs. FIU (12/21)

12 Mangok Mathiang Game-by-Game		3-Point				Rebounds																		
Opponent	Date	GS	Min	FG	FGA	Pct	FG	FGA	Pct	FT	FTA	Pct	Off	Def	Tot	Avg	PF	FO	A	TO	Blk	Stl	Pts	Avg
COFCHARLESTON	11/09/13	22	37	429	0	0	.000	1	2	.500	7	3	10	10	0	0	0	0	0	0	1	0	7	7.0
HOFSTRA	11/12/13	14	0	2	.000	0	0	.000	2	4	.500	4	0	4	7.0	1	0	2	1	0	0	2	4.5	
CORNELL	11/15/13	11	0	0	.000	0	0	.000	1	4	.250	1	1	2	5.3	2	0	0	0	1	1	1	3.3	
HARTFORD	11/19/13	14	1	2	.500	0	0	.000	3	4	.750	1	2	3	4.8	0	0	0	1	0	0	5	3.8	
vs FAIRFIELD	11/23/13	8	0	0	.000	0	0	.000	1	2	.500	0	0	0	3.8	0	0	0	0	1	0	1	3.2	
vsNORTHCAROLINA	11/24/13	13	0	0	.000	0	0	.000	2	2	1.000	1	0	1	3.3	3	0	1	1	0	0	2	3.0	
SOUTHERN MISS	11/29/13	* 22	1	2	.500	0	0	.000	0	2	.000	3	4	7	3.9	2	0	1	0	3	0	2	2.9	
MO-KANSAS CITY	12/04/13	* 19	3	5	.600	0	0	.000	1	3	.333	1	1	2	3.6	0	0	1	1	1	0	7	3.4	
LA-LAFAYETTE	12/07/13	* 21	1	1	1.000	0	0	.000	4	5	.800	2	4	6	3.9	4	0	2	1	4	0	6	3.7	
W. KENTUCKY	12/14/13	* 23	5	5	1.000	0	0	.000	3	4	.750	4	1	5	4.0	3	0	0	1	1	0	13	4.6	
MISSOURI ST.	12/17/13	* 20	4	6	.667	0	0	.000	0	0	.000	6	3	9	4.5	2	0	0	0	2	0	8	4.9	
at FIU	12/21/13	* 23	2	4	.500	0	0	.000	2	5	.400	4	3	7	4.7	3	0	0	0	2	0	6	5.0	
at KENTUCKY	12/28/13	* 22	2	2	1.000	0	0	.000	0	0	.000	1	2	3	4.5	1	0	0	1	4	0	4	4.9	
at UCF	12/31/13	* 10	1	4	.250	0	0	.000	0	0	.000	2	1	3	4.4	2	0	0	2	1	0	2	4.7	
at RUTGERS	01/04/14	* 14	0	3	.000	0	0	.000	2	2	1.000	1	1	2	4.3	1	0	1	1	1	1	2	4.5	
MEMPHIS	01/09/14	* 10	0	1	.000	0	0	.000	1	2	.500	1	1	2	4.1	1	0	0	0	0	0	1	4.3	
SMU	01/12/14	11	0	0	.000	0	0	.000	0	0	.000	1	1	2	4.0	2	0	1	2	2	0	0	4.1	
HOUSTON	01/16/14	* 18	3	4	.750	0	0	.000	0	0	.000	2	3	5	4.1	2	0	0	0	1	2	6	4.2	
at CONNECTICUT	01/18/14	* 17	1	2	.500	0	0	.000	2	2	1.000	1	1	2	3.9	3	0	0	2	3	1	4	4.2	
at USF	01/22/14	* 13	4	6	.667	0	0	.000	2	2	1.000	2	0	2	3.9	3	0	0	1	0	2	10	4.5	
CINCINNATI	01/30/14	* 11	0	0	.000	0	0	.000	0	0	.000	1	1	2	3.8	0	0	0	0	2	0	0	4.2	
UCF	02/01/14	2	0	1	.000	0	0	.000	0	0	.000	0	0	0	3.6	1	0	0	0	1	0	0	4.0	
at HOUSTON	02/05/14	18	1	1	1.000	0	0	.000	1	2	.500	1	1	2	3.5	1	0	1	1	2	1	3	4.0	

12 Mangok Mathiang Career Statistics

Year	GP	GS	Min	Avg	FG	FGA	Pct	3FG	3FGA	Pct	FT	FTA	Pct	OReb	DReb	Reb	Avg	PF	FO	Ast	TO	Blk	Stl	Pts	Avg
2013-14	23	14	356	15.5	32	58	.552	0	0	.000	28	47	.596	47	34	81	3.5	37	0	10	16	33	8	92	4.0
TOTAL	23	14	356	15.5	32	58	.552	0	0	.000	28	47	.596	47	34	81	3.5	37	0	10	16	33	8	92	4.0

15 Tim Henderson



G 6-2 190 Sr. - 3L Louisville, Ky. (Christian Academy)

- Has seen action in a reserve role in 22 of the Cardinals' 23 games this season.
- Earned a scholarship for this final semester at UofL.
- Connected on a 3-pointer and had two assists vs. UCF.
- Totaled five points and three rebounds in 12 minutes at USF.
- Scored six points on a pair of 3-pointers versus Houston.
- Had two points, one rebound, and one assist at UCF.
- A walk-on since his arrival in 2010, Henderson was placed on scholarship for the 2014 spring semester.
- Surpassed his season-best, knocking down his seventh 3-pointer of the year against FIU.
- Had a career game against Western Kentucky, playing a personal-high 22 minutes and totaling career highs in points (12), 3-pointers made (4) and assists (4).
- Hit a 3-pointer and tied a career best with two steals against UMKC.
- Totaled three points and two assists in five minutes against Cornell.
- Hit back-to-back 3-pointers within 42 seconds against Wichita State in the national semifinals, helping the Cardinals recover from a 12-point deficit in the second half.
- Played a season-high 14 minutes against Pittsburgh as a junior.
- Scored six points against Missouri Kansas City last season on a pair of 3-pointers.
- One of three Kentuckians on the Cardinals' roster.
- Averaged 16.2 points and 8.0 rebounds as a senior at Christian Academy.
- His father Jeff was a swimmer at U of L (1976-79), his mother played tennis at U of L and his sister played basketball at Asbury College.
- Born Sept. 15, 1991 ... Major is sport administration.

15 Tim Henderson Season Highs

- Points 12 vs. Western Kentucky (12/14)
- Reb. 3 vs. Hofstra (11/12)
vs. USF (1/22)
- Asst. 4 vs. Western Kentucky (12/14)
- Blocks none
- Steals 2 vs. Missouri Kansas City (12/4)
- FGM 4 vs. Western Kentucky (12/14)
- FGA 6 vs. Western Kentucky (12/14)
- 3FGM 4 vs. Western Kentucky (12/14)
- 3FGA 6 vs. Western Kentucky (12/14)
- FT 2 vs. Missouri State (12/17)
- FTA 2 vs. Missouri State (12/17)

15 Tim Henderson Career Highs

- Points 12 vs. Western Kentucky (12/14/13)
- Reb. 3 (4 times) *latest:* vs. USF (1/22/14)
- Asst. 4 vs. Western Kentucky (12/14/13)
- Blocks 1 vs. UMKC (12/8/12)
- Steals 2 (4 times) *latest:* vs. Missouri Kansas City (12/4/13)
- FGM 4 vs. Western Kentucky (12/14/13)
- FGA 7 vs. South Alabama (12/4/10)
- 3FGM 4 vs. Western Kentucky (12/14/13)
- 3FGA 6 vs. Western Kentucky (12/14/13)
- FT 2 vs. Missouri State (12/17/13)
- FTA 2 (4 times) *latest:* vs. Missouri St. (12/17/13)

15 Tim Henderson Game-by-Game

Opponent	Date	GS	Min	FG			3-Point			Rebounds			PF	FO	A	TO	Blk	Stl	Pts	Avg
				Pct	FGA	FG	Pct	FGA	Pct	FT	FTA	Pct								
COFCHARLESTON	11/09/13	1	0	0	.000	0	0	.000	0	0	.000	0	0	0	0	0	0	0	0	0.0
HOFSTRA	11/12/13	3	0	1	.000	0	1	.000	0	0	.000	2	1	3	1.5	0	0	1	0	0.0
CORNELL	11/15/13	5	1	2	.500	1	2	.500	0	0	.000	0	0	1.0	2	0	0	0	3	1.0
HARTFORD	11/19/13	6	0	1	.000	0	1	.000	0	0	.000	0	1	1.0	1	0	1	0	0	0.8
vs FAIRFIELD	11/23/13	1	0	0	.000	0	0	.000	0	0	.000	0	0	0.8	1	0	1	0	0	0.6
SOUTHERN MISS	11/29/13	4	0	1	.000	0	1	.000	0	0	.000	0	0	0.7	0	0	0	0	1	0.5
MO-KANSAS CITY	12/04/13	7	1	4	.250	1	3	.333	0	0	.000	0	1	1.0	0	1	0	0	2	0.9
LA-LAFAYETTE	12/07/13	6	0	1	.000	0	1	.000	0	0	.000	0	1	0.8	0	0	0	0	0	0.8
W. KENTUCKY	12/14/13	22	4	6	.667	4	6	.667	0	0	.000	1	2	0.9	3	0	4	0	0	2.0
MISSOURI ST.	12/17/13	6	0	1	.000	0	1	.000	2	2	1.000	0	1	0.9	0	0	0	0	1	2.0
at FIU	12/21/13	4	1	1	1.000	1	1	1.000	0	0	.000	0	1	0.9	0	0	0	0	3	2.1
at KENTUCKY	12/28/13	3	0	0	.000	0	0	.000	0	0	.000	0	0	0.8	0	0	0	0	0	1.9
at UCF	12/31/13	10	1	1	1.000	0	0	.000	0	0	.000	0	1	0.8	1	0	1	1	0	1.9
at RUTGERS	01/04/14	7	1	2	.500	0	1	.000	0	0	.000	0	0	0.8	1	0	0	0	2	1.9
MEMPHIS	01/09/14	1	0	0	.000	0	0	.000	0	0	.000	0	0	0.7	0	0	0	0	0	1.8
SMU	01/12/14	8	0	2	.000	0	2	.000	0	0	.000	0	2	0.8	1	0	0	0	0	1.7
HOUSTON	01/16/14	17	2	5	.400	2	5	.400	0	0	.000	0	2	0.9	4	0	1	0	0	1.9
at CONNECTICUT	01/18/14	8	0	1	.000	0	0	.000	0	0	.000	0	1	0.9	1	0	0	0	0	1.8
at USF	01/22/14	12	2	3	.667	1	2	.500	0	0	.000	2	1	3.0	0	0	0	0	1	5.0
CINCINNATI	01/30/14	3	0	0	.000	0	0	.000	0	0	.000	0	0	1.0	0	0	0	1	0	1.9
UCF	02/01/14	10	1	1	1.000	1	1	1.000	0	2	.000	1	0	1.0	4	0	2	0	0	3.0
at HOUSTON	02/05/14	3	0	0	.000	0	0	.000	0	0	.000	0	0	0.9	0	0	0	0	0	1.9

15 Tim Henderson Career Statistics

Year	GP	GS	Min	Avg	FG	FGA	Pct	3FG	3FGA	Pct	FT	FTA	Pct	OReb	DReb	Reb	Avg	PF	FO	Ast	TO	Blk	Stl	Pts	Avg
2010-11	18	0	63	3.5	7	21	.333	2	9	.222	1	2	.500	3	8	11	0.6	12	0	6	3	0	4	17	0.9
2011-12	11	0	57	5.2	4	11	.364	3	7	.429	3	6	.500	3	6	9	0.8	7	0	6	6	0	1	14	1.3
2012-13	27	0	101	3.7	8	23	.348	6	20	.300	0	0	.000	1	11	12	0.4	8	0	3	6	1	6	22	0.8
2013-14	22	0	147	6.7	14	33	.424	11	28	.393	2	4	.500	6	14	20	0.9	19	0	13	3	0	6	41	1.9
TOTAL	78	0	368	4.7	33	88	.375	22	64	.344	6	12	.500	13	39	52	0.7	46	0	28	18	1	17	94	1.2

20 Wayne Blackshear

LOUISVILLE



G/F 6-5 230 Jr. - 2L Chicago, Ill. (Morgan Park HS)

- Suffered a concussion in practice on Feb. 3 and missed the Cardinals' Feb. 5 game at Houston.
- Came off the bench for four games and averaged 12.0 points while shooting 65.4 percent from the field, including burying 9-of-14 3-pointers.
- Reached double-digit points for the 11th time this season after totaling 10 vs. UCF. He also had six rebounds.
- Tallied 16 points off the bench against USF on 5-of-6 shooting, including three 3-pointers. He also had two steals.
- Had a collegiate-best 23 points on 8-of-10 shooting against Houston. He was 5-of-6 from beyond the arc, a career best for 3-pointers made, while grabbing a season-best seven rebounds.
- Tallied 13 points against Rutgers, along with four rebounds, two blocks, and two steals. He scored in double digits 10 times last season.
- Ranks fourth in the AAC in 3-point percentage (.451), 11th in 3-pointers made per game (1.7), and 13th in free throw percentage (.787). In conference-only games, he is fifth in 3-point percentage (.481) and sixth in field goal percentage (.527).
- Has hit at least one 3-pointer in 17 of 22 games this season.
- Tallied 13 points against FIU, knocking down three treys in the win. It was the first time in his career he had scored in double digits in four-straight games.
- Registered 12 points and two steals against Western Kentucky. He hit two 3-pointers en route to his second-straight double-digit point performance. The last time he had consecutive games with double-digit points - then a career best - was last year (18 vs. FIU, 12/19/12; 17 vs. Western Kentucky, 12/22/12).
- Had one of his most complete games, totaling 15 points, five rebounds, and four steals against Louisiana-Lafayette. He made a career-best nine free throws on 10 attempts and hit two 3-pointers.
- Has scored 11 points against three opponents: Missouri State, Fairfield, and College of Charleston. He also had two blocks and two steals against College of Charleston.
- Scored 20 against Cornell on 6-of-7 shooting, including four 3-pointers.
- Suffered through his first scoreless game of the year against North Carolina and

- the fifth time in the last two seasons.
- Scored 19 points at Rutgers in just 14 minutes off the bench, making 7-of-11 field goals (3-of-5 3s) last season.
- Earned the prestigious 2013 NCAA Elite 89 Award, presented to the student-athlete with the highest cumulative grade-point average participating at the finals site for each of the NCAA's championships. Blackshear has a cumulative 3.55 GPA.
- Suffered a torn labrum in his right shoulder on Oct. 28, 2011, and had surgery on Nov. 1, 2011. He was medically cleared to play on Feb. 8, 2012.
- Averaged 32.6 points, 14.6 rebounds, 5.6 assists and 3.7 steals as a senior to lead Morgan Park to a 20-7 record and the 3-A sectional finals.
- Suffered a dislocated left shoulder in a collision in practice prior to competing in the McDonald's All-American game. He had surgery soon thereafter to repair his injury.
- Was named a Capital One District 2 Academic All-District men's basketball first-team selection.
- Born Feb. 11, 1992 ... Major is communication.

20 Wayne Blackshear Game-by-Game

Opponent	Date	GS	Min	FG			3-Point			Rebounds			PF	FO	A	TO	Blk	Stl	Pts	Avg				
				Pct	FG	FGA	Pct	FG	FGA	Pct	Off	Def									Tot	Avg		
COF CHARLESTON	11/09/13	*	37	3	14	.214	1	5	.200	4	4	1.000	2	4	6	6.0	2	0	0	0	2	2	11	11.0
HOFSTRA	11/12/13	*	23	3	6	.500	3	5	.600	0	0	.000	0	3	3	4.5	1	0	2	0	2	3	9	10.0
CORNELL	11/15/13	*	18	6	7	.857	4	5	.800	4	7	.571	0	0	0	3.0	1	0	0	1	2	1	20	13.3
HARTFORD	11/19/13	*	15	2	4	.500	1	3	.333	0	0	.000	0	2	2	2.8	1	0	0	0	0	2	5	11.3
vs FAIRFIELD	11/23/13	*	24	3	9	.333	1	4	.250	4	4	1.000	0	5	5	3.2	3	0	0	0	0	1	11	11.2
vs NORTH CAROLINA	11/24/13	*	17	0	1	.000	0	1	.000	0	0	.000	0	0	0	2.7	4	0	0	0	0	0	0	9.3
SOUTHERN MISS	11/29/13	*	26	3	8	.375	3	5	.600	0	0	.000	1	4	5	3.0	2	0	2	0	0	2	9	9.3
MO-KANSAS CITY	12/04/13	*	14	1	7	.143	1	4	.250	4	4	1.000	0	1	1	2.8	0	0	2	0	0	0	7	9.0
LA-LAFAYETTE	12/07/13	*	20	2	6	.333	2	4	.500	9	10	.900	1	4	5	3.0	3	0	0	1	0	4	15	9.7
W. KENTUCKY	12/14/13	*	23	4	8	.500	2	4	.500	2	2	1.000	1	1	2	2.9	0	0	0	0	1	2	12	9.9
MISSOURI ST.	12/17/13	*	15	4	9	.444	3	6	.500	0	0	.000	1	3	4	3.0	3	0	1	2	0	0	11	10.0
at FIU	12/21/13	*	18	3	9	.333	3	7	.429	4	4	1.000	0	3	3	3.0	2	0	0	1	0	0	13	10.3
at KENTUCKY	12/28/13	*	12	1	4	.250	0	2	.000	3	4	.750	0	3	3	3.0	5	1	0	0	0	1	5	9.8
at UCF	12/31/13	*	18	3	7	.429	1	11	1.000	2	2	1.000	1	2	3	3.0	4	0	2	0	1	1	9	9.8
at RUTGERS	01/04/14	*	35	3	7	.429	0	2	.000	7	8	.875	1	3	4	3.1	5	1	2	2	2	2	13	10.0
MEMPHIS	01/09/14	*	12	1	4	.250	0	2	.000	0	0	.000	1	2	3	3.1	0	0	1	0	0	0	2	9.5
SMU	01/12/14	*	16	1	3	.333	1	3	.333	0	1	.000	0	4	4	3.1	5	1	1	0	0	1	3	9.1
HOUSTON	01/16/14	29	8	10	.800	5	6	.833	2	4	.500	2	5	7	3.3	3	0	2	1	1	0	23	9.9	
at CONNECTICUT	01/18/14	27	4	10	.400	1	4	.250	0	4	.000	2	2	4	3.4	1	0	2	0	0	1	9	9.8	
at USF	01/22/14	25	5	6	.833	3	4	.750	3	3	1.000	1	1	2	3.3	2	0	0	2	1	2	16	10.2	
CINCINNATI	01/30/14	5	0	0	.000	0	0	.000	0	0	.000	0	2	2	3.2	3	0	0	0	1	0	0	9.7	
UCF	02/01/14	*	31	4	8	.500	2	5	.400	0	0	.000	1	5	6	3.4	2	0	2	1	0	1	10	9.7

20 Wayne Blackshear Season Highs

- Points 23 vs. Houston (1/16)
- Reb. 7 vs. Houston (1/16)
- Asst. 2 (8 times) *latest:* vs. UCF (2/1)
- Blocks 2 (4 times) *latest:* vs. Rutgers (1/4)
- Steals 4 vs. Louisiana Lafayette (12/7)
- FGM 8 vs. Houston (1/16)
- FGA 14 vs. Cof Charleston (11/9)
- 3FGM 5 vs. Houston (1/16)
- 3FGA 7 vs. FIU (12/21)
- FT 9 vs. Louisiana Lafayette (12/7)
- FTA 10 vs. Louisiana Lafayette (12/7)

20 Wayne Blackshear Career Highs

- Points 23 vs. Houston (1/16/14)
- Reb. 8 vs. FIU (12/19/12), WKU (12/22/12)
- Asst. 3 vs. Northern Iowa (11/22/12)
- Blocks 2 (5 times) *latest:* vs. Rutgers (1/4/14)
- Steals 4 (3 times) *latest:* vs. Louisiana Lafayette (12/7/13)
- FGM 8 vs. Houston (1/16/14)
- FGA 14 vs. Cof Charleston (11/9/13)
- 3FGM 5 vs. Villanova (1/22/13)
vs. Houston (1/16/14)
- 3FGA 8 (3 times) *latest:* vs. Villanova (1/22/13)
- FT 9 vs. Louisiana Lafayette (12/7/13)
- FTA 10 vs. Louisiana Lafayette (12/7/13)

20 Wayne Blackshear Career Statistics

Year	GP	GS	Min	Avg	FG	FGA	Pct	3FG	3FGA	Pct	FT	FTA	Pct	OReb	DReb	Reb	Avg	PF	FO	Ast	TO	Blk	Stl	Pts	Avg
2011-12	15	1	105	7.0	12	41	.293	6	20	.300	7	12	.583	7	14	21	1.4	12	0	2	7	1	3	37	2.5
2012-13	39	34	782	20.1	105	248	.423	45	139	.324	43	62	.694	22	100	122	3.1	98	0	25	24	10	34	298	7.6
2013-14	22	18	460	20.9	64	147	.435	37	82	.451	48	61	.787	15	59	74	3.4	52	3	19	11	13	26	213	9.7
TOTAL	76	53	1347	17.7	181	436	.415	88	241	.365	98	135	.726	44	173	217	2.9	162	3	46	42	24	63	548	7.2

22 Akoy Agau



F 6-8 230 Fr. - HS Omaha, Neb. (Omaha Central HS)

- Pronounced uh-KOY uh-GOW; like cow with a "G."
- Totaled four points and two rebounds at USF in six minutes of action.
- Had four points on 2-of-2 shooting along with one rebound and a blocked shot in seven minutes versus Houston.
- Recorded a blocked shot in six minutes at UCF.
- Grabbed two rebounds against Kentucky in two minutes off the bench after serving a suspension on Dec. 20 for a minor attitude matter.
- Scored his first collegiate bucket against UMKC, while also registering a block in his second-consecutive game. He finished with a season-high five rebounds.
- Registered two blocks and two rebounds in four minutes against Southern Miss.
- Has seen limited action in 12 games this season.
- Had a complete game in Louisville's exhibition win over Kentucky Wesleyan, recording eight points, eight rebounds, three blocks, and two steals in just 13 minutes off the bench.
- Averaged 12.8 points, 6.1 rebounds and blocked 81 shots as a senior last season in leading Omaha Central to a 26-4 record and the fourth straight Nebraska Class A state championship.
- A three-time all-state selection, Agau ranked No. 84 nationally in the ESPN 100, 86th by Rivals.com, and was 18th nationally among centers by Scout.com.
- First player in Nebraska Class A history to play on four state championship teams.
- Speaks three languages: Dinka, Arabic and English.
- Originally from Sudan, Africa, Agau moved to Cairo, Egypt as a child before coming to the United States in 2002.
- Born Dec. 5, 1994 ... Major is undecided.

22 Akoy Agau Season/Career Highs

Points 4 vs. Houston (1/16)
 vs. USF (1/22)
 Reb. 5 vs. Missouri Kansas City (12/4)
 Asst. 1 vs. Louisiana Lafayette (12/7)
 Blocks 2 vs. Southern Miss (11/29)
 Steals none
 FGM 2 vs. Houston (1/16)
 FGA 2 vs. Houston (1/16)
 3FGM none
 3FGA none
 FT 2 vs. USF (1/22)
 FTA 4 vs. USF (1/22)

22 Akoy Agau Game-by-Game

Opponent	Date	GS	Min	FG	FGA	Pct	3-Point			Rebounds			PF	FO	A	TO	Blk	Stl	Pts	Avg			
							FG	FGA	Pct	FT	FTA	Pct									Off	Def	Tot
C OF CHARLESTON	11/09/13	1	0	0	.000	0	0	.000	0	0	.000	0	0	0	0	0	0	0	0	0.0			
CORNELL	11/15/13	5	0	0	.000	0	0	.000	0	0	.000	0	0	0	0	0	0	0	0	0.0			
vs FAIRFIELD	11/23/13	5	0	0	.000	0	0	.000	0	0	.000	0	0	0	0	0	0	0	0	0.0			
SOUTHERN MISS	11/29/13	4	0	0	.000	0	0	.000	0	0	.000	0	2	2	0.5	0	0	0	1	2	0.0		
MO-KANSAS CITY	12/04/13	9	1	1	1.000	0	0	.000	0	0	.000	2	3	5	1.4	0	0	0	0	1	2	0.4	
LA-LAFAYETTE	12/07/13	6	0	0	.000	0	0	.000	0	0	.000	0	0	0	1.2	1	0	1	0	0	0	0.3	
MISSOURI ST.	12/17/13	6	0	0	.000	0	0	.000	0	0	.000	0	0	0	1.0	0	0	0	0	0	0	0.3	
at KENTUCKY	12/28/13	2	0	0	.000	0	0	.000	0	0	.000	0	2	2	1.1	2	0	0	0	0	0	0.3	
at UCF	12/31/13	6	0	0	.000	0	0	.000	0	2	.000	0	1	1	1.1	1	0	0	1	1	0	0.2	
HOUSTON	01/16/14	7	2	2	1.000	0	0	.000	0	0	.000	1	0	1	1.1	3	0	0	0	1	0	4	0.6
at USF	01/22/14	6	1	1	1.000	0	0	.000	2	4	.500	0	2	2	1.2	1	0	0	1	0	0	4	0.9
UCF	02/01/14	1	0	0	.000	0	0	.000	0	0	.000	0	0	0	1.1	0	0	0	0	0	0	0	0.8

22 Akoy Agau Career Statistics

Year	GP	GS	Min	Avg	FG	FGA	Pct	3FG	3FGA	Pct	FT	FTA	Pct	OReb	DReb	Reb	Avg	PF	FO	Ast	TO	Blk	Stl	Pts	Avg
2013-14	12	0	58	4.8	4	4	1.000	0	0	.000	2	6	.333	3	10	13	1.1	8	0	1	3	5	0	10	0.8
TOTAL	12	0	58	4.8	4	4	1.000	0	0	.000	2	6	.333	3	10	13	1.1	8	0	1	3	5	0	10	0.8

24 Montrezl Harrell

LOUISVILLE



F 6-8 235 So. - 1L Tarboro, N.C. (Hargrave Military Academy)

- Pronounced mon-TREZ, with a silent "L."
- Has produced four double-doubles in his last eight games.
- First in conference-only games (.596) and overall (.621) and sixth nationally in field goal percentage. He has scored in double digits 17 times this season, including two 20-point performances.
- Registered 15 points, five rebounds, two blocks, and two steals against Houston. For the 10th time this season, he connected on seven field goals.
- He has 15 blocks over his last seven games, or 2.1 per game.
- Had 14 points, seven rebounds, and two blocks against UCF.
- Had a team-high 18 points on 9-of-13 shooting against Cincinnati, including five dunks. He also had two blocks.
- Totaled 14 points and 10 rebounds for his fifth career double-double, the most of any active player. He was 7-of-13 from the field and had two blocks.
- Totaled 18 points and 13 rebounds at Connecticut. He also had three blocks, while playing a career-high 40 minutes.
- Collected his third career double-double with 12 points on 5-of-8 shooting and 13 rebounds against SMU, while matching a career high with four blocks.
- Posted a double-double with totals of 14 points and 11 rebounds against Memphis.
- Has grabbed double-digit rebounds in seven games this year. He is third in the AAC in rebounding, averaging 8.2 per game. He is tied for third in the conference in offensive rebounding (3.0/game) and fifth in defensive rebounding (5.1).
- Has 52 dunks this season -- third most in a UofL season -- and 96 in his career, pitting him at No. 7. He needs six to tie Rodney McCray for sixth (1979-83).
- Scored 15 points on 7-of-10 shooting at UCF, while recording eight rebounds and a blocked shot for the fourth-straight game.
- Totaled 10 points, five rebounds, and, for the second-straight game, two blocks, against FIU.
- Scored 17 points on 6-of-7 shooting, totaled eight rebounds and tied a season-high with two blocked shots against Missouri State.
- Tied his career high for the second time this season, with 20 points against Louisiana-Lafayette, going 9 of 10 from the field, and added eight rebounds and two blocks.
- Had 14 points against UMKC, while totaling seven rebounds and two steals.

- Matched a career best with 20 points and had nine rebounds against Hartford. He registered six dunks, one less than the single-game school record set by Pervis Ellison in 1988.
- Totaled career highs of 15 rebounds and three assists against Cornell.
- Earned preseason second team all-American Athletic Conference honors. Also named to the Wooden Preseason Top 50, a third-team preseason All-America selection by *The Sporting News* and a second-team choice by USA Today.
- Averaged 6.4 points and 3.2 rebounds in nine postseason games a year ago.
- Scored a career-high 20 points and grabbed seven rebounds against Syracuse in the BIG EAST Tournament title game.
- Scored 43 of his 97 field goals on dunks last season.
- Has a seven-foot, six-inch wingspan.
- Won a gold medal with the 2013 USA Basketball Men's U-19 National Team in the 2013 FIBA U-19 World Championship, played in the summer in the Czech Republic. The team was named the 2013 USA Basketball Team of the Year.
- Born Jan. 26, 1994 ... Major is sports medicine.

24 Montrezl Harrell Season Highs

Points 20 vs. Hartford (11/19)
 vs. Louisiana Lafayette (12/7)
 Reb. 15 vs. Cornell (11/15)
 Asst. 3 vs. Cornell (11/15)
 vs. Hartford (11/19)
 Blocks 4 vs. SMU (1/12)
 Steals 4 vs. Cof Charleston (11/9)
 FGM 9 (3 times) *latest:* vs. Cincinnati (1/30)
 FGA 13 (4 times) *latest:* vs. Cincinnati (1/30)
 3FGM 1 vs. Cornell (11/15)
 3FGA 1 vs. Cornell (11/15)
 vs. Cincinnati (1/30)
 FT 5 vs. Hofstra (11/12)
 vs. Missouri State (12/17)
 FTA 11 vs. Missouri State (12/17)

24 Montrezl Harrell Career Highs

Points 20 (3 times) *latest:* vs. Louisiana Lafayette (12/7/13)
 Reb. 15 vs. Cornell (11/15/13)
 Asst. 3 vs. Cornell (11/15/13)
 vs. Hartford (11/19/13)
 Blocks 4 vs. WKU (12/22/12)
 vs. SMU (1/12/14)
 Steals 4 vs. Cof Charleston (11/9/13)
 FGM 9 (3 times) *latest:* vs. Cincinnati (1/30/14)
 FGA 13 (5 times) *latest:* vs. Cincinnati (1/30/14)
 3FGM 1 vs. Cornell (11/15/13)
 3FGA 1 vs. Cornell (11/15/13)
 vs. Cincinnati (1/30/14)
 FT 6 vs. Syracuse (3/16/13)
 FTA 11 vs. Missouri State (12/17/13)

24 Montrezl Harrell Game-by-Game

Opponent	Date	GS	Min	3-Point			Rebounds										Avg							
				FG	FGA	Pct	FG	FGA	Pct	FT	FTA	Pct	Off	Def	Tot	Avg		PF	FO	A	TO	Blk	Stl	Pts
C OF CHARLESTON	11/09/13	*	33	4	7	.571	0	0	.000	2	6	.333	4	4	8	8.0	2	0	1	0	1	4	10	10.0
HOFSTRA	11/12/13	*	26	7	9	.778	0	0	.000	5	5	1.000	2	3	5	6.5	3	0	0	1	0	0	19	14.5
CORNELL	11/15/13	*	26	3	5	.600	1	1	1.000	0	2	.000	2	13	15	9.3	1	0	3	3	0	1	7	12.0
HARTFORD	11/19/13	*	26	9	12	.750	0	0	.000	2	4	.500	4	5	9	9.3	2	0	3	1	1	2	20	14.0
vs FAIRFIELD	11/23/13	*	25	6	13	.462	0	0	.000	2	2	1.000	6	6	12	9.8	4	0	1	1	1	1	14	14.0
vs NORTH CAROLINA	11/24/13	*	25	2	5	.400	0	0	.000	1	2	.500	5	5	10	9.8	5	1	1	3	2	1	5	12.5
SOUTHERN MISS	11/29/13	*	24	4	8	.500	0	0	.000	3	6	.500	3	6	9	9.7	2	0	1	0	0	1	11	12.3
MO-KANSAS CITY	12/04/13	*	20	7	11	.636	0	0	.000	0	0	.000	4	3	7	9.4	1	0	0	1	0	2	14	12.5
LA-LAFAYETTE	12/07/13	*	21	9	10	.900	0	0	.000	2	3	.667	5	3	8	9.2	0	0	0	1	2	1	20	13.3
W. KENTUCKY	12/14/13	*	18	1	3	.333	0	0	.000	1	2	.500	0	4	4	8.7	3	0	1	0	0	1	3	12.3
MISSOURI ST.	12/17/13	*	26	6	7	.857	0	0	.000	5	11	.455	4	4	8	8.6	1	0	0	2	2	0	17	12.7
at FIU	12/21/13	*	26	4	7	.571	0	0	.000	2	4	.500	2	3	5	8.3	1	0	2	2	2	0	10	12.5
at KENTUCKY	12/28/13	*	21	2	2	1.000	0	0	.000	2	2	1.000	2	2	4	8.0	3	0	0	0	1	1	6	12.0
at UCF	12/31/13	*	31	7	10	.700	0	0	.000	1	1	1.000	3	5	8	8.0	2	0	1	0	1	1	15	12.2
at RUTGERS	01/04/14	*	20	3	5	.600	0	0	.000	0	1	.000	3	4	7	7.9	5	1	0	1	0	3	6	11.8
MEMPHIS	01/09/14	*	37	7	13	.538	0	0	.000	0	0	.000	4	7	11	8.1	3	0	1	1	1	1	14	11.9
SMU	01/12/14	*	38	5	8	.625	0	0	.000	2	7	.286	2	11	13	8.4	2	0	1	2	4	0	12	11.9
HOUSTON	01/16/14	*	21	3	8	.375	0	0	.000	1	2	.500	2	2	4	8.2	2	0	2	1	0	0	7	11.7
at CONNECTICUT	01/18/14	*	40	8	10	.800	0	0	.000	2	4	.500	3	10	13	8.4	0	0	1	2	3	1	18	12.0
at USF	01/22/14	*	31	7	13	.538	0	0	.000	0	0	.000	4	6	10	8.5	2	0	2	1	2	0	14	12.1
CINCINNATI	01/30/14	*	39	9	13	.692	0	1	.000	0	2	.000	3	3	6	8.4	3	0	2	3	2	0	18	12.4
UCF	02/01/14	*	31	6	12	.500	0	0	.000	2	4	.500	3	4	7	8.3	2	0	0	2	2	0	14	12.5
at HOUSTON	02/05/14	*	37	7	12	.583	0	0	.000	1	7	.143	0	5	5	8.2	3	0	2	2	2	2	15	12.6

24 Montrezl Harrell Career Statistics

Year	GP	GS	Min	Avg	FG	FGA	Pct	3FG	3FGA	Pct	FT	FTA	Pct	OReb	DReb	Reb	Avg	PF	FO	Ast	TO	Blk	Stl	Pts	Avg
2012-13	40	3	649	16.2	97	168	.577	0	0	.000	32	63	.508	63	82	145	3.6	51	0	8	23	27	20	226	5.7
2013-14	23	23	642	27.9	126	203	.621	1	2	.500	36	77	.468	70	118	188	8.2	52	2	25	30	29	23	289	12.6
TOTAL	63	26	1291	20.5	223	371	.601	1	2	.500	68	140	.486	133	200	333	5.3	103	2	33	53	56	43	515	8.2

44 Stephan Van Treese



F 6-9 245 Sr. - 3L Indianapolis, Ind. (Lawrence North HS)

- Totaled a combined 10 points and 10 rebounds in his last two games -- vs. UCF and at Houston -- while shooting 5-of-7 from the field.
- Pulled down seven rebounds against Houston, adding two points, a steal, and an assist.
- Scored six points and grabbed six rebounds at UCF. He tied a career high with four blocks. He has five multi-block games this year.
- Ranks 11th in The American in offensive rebounds per game (2.3).
- Has grabbed at least five rebounds in 12 games this season.
- Recorded a season-high eight rebounds, while totaling four points against Missouri State. His dunk on an alley-oop in the first half made SportsCenter's Top 10 plays.
- Scored five points against Western Kentucky to surpass 200 for his career. He also had four rebounds and one block.
- Tied a career best with three steals against Hartford.
- Totaled 10 points and six rebounds in the win over Cornell. It was the first time he reached double-digit points since Jan. 22, 2011, against Providence.
- Had six points and seven rebounds, and tied career highs with two blocks and three steals in the second half against College of Charleston.
- Averaged 3.7 rebounds in nine postseason games last year, including leading the Cardinals with eight rebounds against Villanova in the BIG EAST quarterfinals and grabbing seven boards against North Carolina A&T in the NCAA Second Round.
- His 11.2 rebounds per 40 minutes average last season was second on the team to Gorgui Dieng (12.1).
- Played a career-high 34 minutes off the bench against Illinois State last season, producing six points, eight rebounds, two steals and two blocked shots.
- His 70.5 percent field goal accuracy (31-of-44) in league games as a sophomore was among the BIG EAST leaders before he dropped below the per-game minimum.
- Produced career highs of 14 rebounds and 12 points against USF in his second career start (1/9/11), marking his first career double-double.
- Born Sept. 26, 1990 ... Major is sport administration.

44 Stephan Van Treese Season Highs

- Points 10 vs. Cornell (11/15)
- Reb. 8 vs. Missouri State (12/17)
- Asst. 2 vs. SMU (1/12)
- Blocks 4 vs. Fairfield (11/23)
vs. UCF (12/31)
- Steals 3 vs. Cof Charleston (11/9)
vs. Hartford (11/19)
- FGM 4 vs. Cornell (11/15)
- FGA 4 (4 times) *latest:* vs. UCF (2/1)
- 3FGM none
- 3FGA none
- FT 2 vs. Cornell (11/15)
vs. USF (1/22)
- FTA 2 vs. (6 times) *latest:* vs. USF (1/22)

44 Stephan Van Treese Career Highs

- Points 12 vs. USF (1/9/11)
- Points 12 vs. USF (1/9/11)
- Reb. 14 vs. USF (1/9/11)
- Asst. 2 (3 times) *latest:* vs. SMU (1/12/14)
- Blocks 4 vs. Fairfield (11/23/13)
vs. UCF (12/31/13)
- Steals 3 (4 times) *latest:* vs. Hartford (11/19/13)
- FGM 6 vs. USF (1/9/11)
- FGA 10 vs. USF (1/9/11)
- 3FGM none
- 3FGA none
- FT 2 (8 times) *latest:* vs. USF (1/22/14)
- FTA 4 vs. South Alabama (12/4/10)
vs. Connecticut (2/18/11)

44 Stephan Van Treese Game-by-Game

Opponent	Date	GS	Min	FG	FGA	3-Point			FT	FTA	Pct	Rebounds			PF	FO	A	TO	Blk	Stl	Pts	Avg		
						Pct	FG	FGA				Off	Def	Tot									Avg	
COF CHARLESTON	11/09/13	*	24	3	4	.750	0	0	.000	0	0	.000	4	3	7	7.0	2	0	0	0	2	3	6	6.0
HOFSTRA	11/12/13	*	26	0	0	.000	0	0	.000	0	0	.000	1	3	4	5.5	1	0	0	0	1	0	0	3.0
CORNELL	11/15/13	*	22	4	4	1.000	0	0	.000	2	2	1.000	1	5	6	5.7	0	0	1	0	0	2	10	5.3
HARTFORD	11/19/13	*	20	1	2	.500	0	0	.000	0	0	.000	3	1	4	5.3	2	0	0	1	1	3	2	4.5
vs FAIRFIELD	11/23/13	*	22	0	1	.000	0	0	.000	0	0	.000	3	3	6	5.4	1	0	0	2	4	0	0	3.6
vs NORTH CAROLINA	11/24/13	*	18	1	1	1.000	0	0	.000	0	0	.000	1	1	2	4.8	4	0	0	0	0	0	2	3.3
SOUTHERN MISS	11/29/13		12	0	0	.000	0	0	.000	1	2	.500	1	2	3	4.6	2	0	1	0	0	0	1	3.0
MO-KANSAS CITY	12/04/13		13	0	0	.000	0	0	.000	0	0	.000	3	2	5	4.6	5	1	0	1	0	1	0	2.6
LA-LAFAYETTE	12/07/13		14	2	3	.667	0	0	.000	1	2	.500	3	1	4	4.6	2	0	0	0	0	0	5	2.9
W. KENTUCKY	12/14/13		14	2	3	.667	0	0	.000	1	1	1.000	3	1	4	4.5	0	0	1	0	1	0	5	3.1
MISSOURI ST.	12/17/13		11	2	3	.667	0	0	.000	0	0	.000	5	3	8	4.8	3	0	1	1	0	0	4	3.2
at FIU	12/21/13		12	1	2	.500	0	0	.000	0	0	.000	2	3	5	4.8	2	0	0	0	2	1	2	3.1
at KENTUCKY	12/28/13		18	0	0	.000	0	0	.000	1	2	.500	4	1	5	4.8	1	0	0	1	0	0	1	2.9
at UCF	12/31/13		19	3	3	1.000	0	0	.000	0	0	.000	1	5	6	4.9	1	0	1	1	4	1	6	3.1
at RUTGERS	01/04/14		25	1	1	1.000	0	0	.000	1	2	.500	2	2	4	4.9	3	0	0	1	1	1	3	3.1
MEMPHIS	01/09/14		31	1	4	.250	0	0	.000	0	0	.000	3	2	5	4.9	3	0	0	0	2	2	2	3.1
SMU	01/12/14		21	0	0	.000	0	0	.000	0	0	.000	0	2	2	4.7	3	0	2	3	0	2	0	2.9
HOUSTON	01/16/14		18	1	2	.500	0	0	.000	0	0	.000	1	6	7	4.8	2	0	1	0	0	1	2	2.8
at CONNECTICUT	01/18/14		19	2	4	.500	0	0	.000	0	0	.000	3	1	4	4.8	4	0	1	1	1	0	4	2.9
at USF	01/22/14		24	0	0	.000	0	0	.000	2	2	1.000	0	3	3	4.7	2	0	1	0	1	2	2	2.9
CINCINNATI	01/30/14		28	0	1	.000	0	0	.000	0	0	.000	3	4	7	4.8	3	0	1	0	0	0	0	2.7
UCF	02/01/14		22	3	4	.750	0	0	.000	0	0	.000	3	3	6	4.9	2	0	0	0	0	0	6	2.9
at HOUSTON	02/05/14	*	24	2	2	1.000	0	0	.000	0	0	.000	3	1	4	4.8	4	0	1	0	0	1	4	2.9

44 Stephan Van Treese Career Statistics

Year	GP	GS	Min	Avg	FG	FGA	Pct	3FG	3FGA	Pct	FT	FTA	Pct	OReb	DReb	Reb	Avg	PF	FO	Ast	TO	Blk	Stl	Pts	Avg
2009-10	16	0	44	2.8	4	6	.667	0	0	.000	0	1	.000	3	6	9	0.6	8	0	3	5	2	1	8	0.5
2010-11	33	12	440	13.3	44	63	.698	0	0	.000	9	29	.310	55	62	117	3.5	50	0	9	21	5	21	97	2.9
2011-12	3	0	20	6.7	1	3	.333	0	0	.000	2	4	.500	4	2	6	2.0	5	0	0	1	1	1	4	1.3
2012-13	37	1	415	11.2	26	40	.650	0	0	.000	12	17	.706	61	55	116	3.1	45	0	9	13	11	18	64	1.7
2013-14	23	7	457	19.9	29	44	.659	0	0	.000	9	13	.692	53	58	111	4.8	52	1	12	12	20	20	67	2.9
TOTAL	112	20	1376	12.3	104	156	.667	0	0	.000	32	64	.500	176	183	359	3.2	160	1	33	52	39	61	240	2.1



2013-14 Louisville Men's Basketball
LOUISVILLE Combined Team Statistics (as of Feb 06, 2014)
All games



RECORD:	OVERALL	HOME	AWAY	NEUTRAL
ALL GAMES	19-4	12-2	6-1	1-1
CONFERENCE	8-2	3-2	5-0	0-0
NON-CONFERENCE	11-2	9-0	1-1	1-1

#	Player	gp-gs	min	avg	Total		3-Point		F-Throw		Rebounds				pf	dq	a	to	blk	stl	pts	avg			
					fg-fga	fg%	3fg-fga	3fg%	ft-fa	ft%	off	def	tot	avg											
02	SMITH, Russ	23-22	662	28.8	139-307	.453	50-126	.397	93-133	.699	20	57	77	3.3	57	0	108	71	2	41	421	18.3			
24	HARRELL, Montrezl	23-23	642	27.9	126-203	.621	1-2	.500	36-77	.468	70	118	188	8.2	52	2	25	30	29	23	289	12.6			
11	HANCOCK, Luke	22-7	488	22.2	70-171	.409	33-110	.300	79-93	.849	13	43	56	2.5	61	1	45	28	5	20	252	11.5			
03	JONES, Chris	19-14	477	25.1	78-179	.436	24-69	.348	28-37	.757	11	29	40	2.1	48	1	53	29	1	37	208	10.9			
20	BLACKSHEAR, Wayne	22-18	460	20.9	64-147	.435	37-82	.451	48-61	.787	15	59	74	3.4	52	3	19	11	13	26	213	9.7			
21	BEHANAN, Chane	12-0	223	18.6	35-55	.636	0-0	.000	21-47	.447	36	39	75	6.3	22	0	12	16	3	11	91	7.6			
00	ROZIER, Terry	23-10	455	19.8	53-139	.381	24-59	.407	30-42	.714	17	60	77	3.3	34	0	45	13	2	22	160	7.0			
12	MATHIANG, Mangok	23-14	356	15.5	32-58	.552	0-0	.000	28-47	.596	47	34	81	3.5	37	0	10	16	33	8	92	4.0			
44	VAN TREESE, Stepha	23-7	457	19.9	29-44	.659	0-0	.000	9-13	.692	53	58	111	4.8	52	1	12	12	20	20	67	2.9			
15	HENDERSON, Tim	22-0	147	6.7	14-33	.424	11-28	.393	2-4	.500	6	14	20	0.9	19	0	13	3	0	6	41	1.9			
05	WARE, Kevin	9-0	53	5.9	6-16	.375	0-2	.000	3-6	.500	1	4	5	0.6	7	0	3	6	1	3	15	1.7			
01	GILL, Anton	18-0	93	5.2	9-25	.360	5-19	.263	4-10	.400	3	11	14	0.8	13	1	3	2	0	2	27	1.5			
22	AGAU, Akoy	12-0	58	4.8	4-4	1.000	0-0	.000	2-6	.333	3	10	13	1.1	8	0	1	3	5	0	10	0.8			
23	LEVITCH, David	11-0	29	2.6	2-9	.222	2-5	.400	2-4	.500	0	3	3	0.3	3	0	2	1	0	1	8	0.7			
Team											17	19	36												2
Total.....		23	4600	661-1390		.476	187-502	.373	385-580	.664	312	558	870	37.8	465	9	351	243	114	220	1894	82.3			
Opponents.....		23	4600	493-1241		.397	116-382	.304	332-500	.664	281	528	809	35.2	474	-	229	398	52	99	1436	62.4			

TEAM STATISTICS	LOU	OPP	Date	Opponent	Score	Att.
SCORING	1894	1436	11/09/13	COLLEGE OF CHARLESTON	w 70-48	20938
Points per game	82.3	62.4	11/12/13	HOFSTRA	w 97-69	20112
Scoring margin	+19.9	-	11/15/13	CORNELL	w 99-54	19834
FIELD GOALS-ATT	661-1390	493-1241	11/19/13	HARTFORD	w 87-48	20226
Field goal pct	.476	.397	11/23/13	vs FAIRFIELD	w 71-57	8113
3 POINT FG-ATT	187-502	116-382	! 11/24/13	vs NORTH CAROLINA	L 84-93	8173
3-point FG pct	.373	.304	11/29/13	SOUTHERN MISS	w 69-38	21416
3-pt FG made per game	8.1	5.0	12/04/13	MISSOURI-KANSAS CITY	w 90-62	20269
FREE THROWS-ATT	385-580	332-500	12/07/13	LOUISIANA-LAFAYETTE	w 113-74	20141
Free throw pct	.664	.664	12/14/13	WESTERN KENTUCKY	w 79-63	22027
F-Throws made per game	16.7	14.4	12/17/13	MISSOURI STATE	w 90-60	21335
REBOUNDS	870	809	12/21/13	at FIU	w 85-56	3361
Rebounds per game	37.8	35.2	12/28/13	at KENTUCKY	L 66-73	24396
Rebounding margin	+2.7	-	* 12/31/13	at UCF	w 90-65	7094
ASSISTS	351	229	* 01/04/14	at RUTGERS	w 83-76	7263
Assists per game	15.3	10.0	* 01/09/14	MEMPHIS	L 67-73	21988
TURNOVERS	243	398	* 01/12/14	SMU	w 71-63	21237
Turnovers per game	10.6	17.3	* 01/16/14	HOUSTON	w 91-52	21132
Turnover margin	+6.7	-	* 01/18/14	at UCONN	w 76-64	10167
Assist/turnover ratio	1.4	0.6	* 1/22/13	at USF	w 86-47	6417
STEALS	220	99	* 01/30/14	CINCINNATI	L 66-69	22644
Steals per game	9.6	4.3	* 02/01/14	UCF	w 87-70	22201
BLOCKS	114	52	* 2/5/14	at Houston	w 77-62	7247
Blocks per game	5.0	2.3				
ATTENDANCE	295500	82231				
Home games-Avg/Game	14-21107	7-9421				
Neutral site-Avg/Game	-	2-8143				

* - Conference game

Score by Periods	1st	2nd	Totals
LOUISVILLE	922	972	1894
Opponents	649	787	1436

2013-14 Louisville Men's Basketball Results

RECORD: 19-4 Overall (American 8-2, Home 12-2, Away 6-1, Neutral 1-1)

Date	Opponent	UL	Result	Margin	W-L	High Scorer	High Rebounder	High Assists	Attendance
O 1	KENTUCKY WESLEYAN	W	115-67	+48	exh.	20 Harrell	9 Rozier	4 Jones, Rozier	20,288
N 6	PIKEVILLE	W	90-61	+29	exh.	19 Jones	9 Mathiang	7 Smith	19,227
N 9	COLLEGE OF CHARLESTON	W	70-48	+21	1-0	21 Smith	10 Mathiang	5 Smith, Jones	20,938
N 12	HOFSTRA =	W	97-69	+28	2-0	30 Smith	5 Harrell, Rozier	7 Smith	20,112
N 15	CORNELL	W	99-54	+45	3-0	20 Blackshear	15 Harrell	5 Smith	19,834
N 19	HARTFORD =	W	87-48	+39	4-0	20 Harrell	9 Harrell	4 Jones, Hancock	20,226
N 23	Fairfield #	W	71-57	+14	5-0	15 Jones	12 Harrell	3 Rozier	8,113
N 24	North Carolina #	L	84-93	-9	5-1	36 Smith	10 Harrell	2 Smith, Hancock	8,173
N 30	SOUTHERN MISSISSIPPI	W	69-38	+31	6-1	18 Jones	9 Harrell	6 Smith	21,416
D 4	MISSOURI KANSAS CITY	W	90-62	+28	7-1	14 Harrell	11 Behanan	11 Smith	20,269
D 7	LOUISIANA LAFAYETTE	W	113-74	+39	8-1	20 Harrell	8 Harrell	6 Rozier	20,141
D 14	WESTERN KENTUCKY ^	W	79-63	+16	9-1	14 Smith	10 Rozier	10 Smith	22,027
D 17	MISSOURI STATE	W	90-60	+30	10-1	17 Harrell	9 Mathiang	8 Smith	21,335
D 21	at FIU	W	85-56	+29	11-1	18 Smith	8 Mathiang	6 Jones	3,361
D 28	at Kentucky	L	66-73	-7	11-2	19 Smith	7 Behanan	4 Smith	24,396
D 31	at UCF *	W	90-65	+25	12-2	24 Smith	8 Harrell	9 Smith	7,094
J 4	at Rutgers *	W	83-76	+7	13-2	22 Smith	7 Harrell	2 Jones, Blackshear	7,263
J 9	MEMPHIS *	L	67-73	-6	13-3	20 Hancock	11 Harrell	5 Hancock	21,988
J 12	SMU *	W	71-63	+8	14-3	23 Smith, Hancock	13 Harrell	7 Smith	21,237
J 16	HOUSTON *	W	91-52	+39	15-3	23 Blackshear	7 Blackshear, V. Treese	8 Rozier	21,132
J 18	at Connecticut *	W	76-64	+11	16-3	23 Smith	13 Harrell	3 Hancock	10,167
J 22	at USF *	W	86-47	+39	17-3	16 Blackshear	10 Harrell	6 Smith	6,417
J 30	CINCINNATI *	L	66-69	-3	17-4	18 Harrell	7 Van Treese	6 Hancock	22,644
F 1	UCF *	W	87-70	+17	18-4	27 Smith	7 Harrell	5 Hancock	22,201
F 5	at Houston	W	77-62	+15	19-4	17 Smith	7 Hancock	6 Smith	7,247

Remaining Games

Date	Opponent	Site	Time	Television
February				
Thur. 13	at Temple *	Philadelphia, Pa.	7 p.m.	ESPN or ESPN2
Sun. 16	RUTGERS *	KFC YUM! CENTER	6 p.m.	ESPN2
Tues. 18	USF *	KFC YUM! CENTER	7 p.m.	CBS Sports Network
Sat. 22	at Cincinnati *	Cincinnati, Ohio	Noon	CBS
Thur. 27	TEMPLE *	KFC YUM! CENTER	9 p.m.	ESPN or ESPN2
March				
Sat. 1	at Memphis *	Memphis, Tenn.	2 p.m.	CBS
Wed. 5	at SMU *	Dallas, Texas	7 p.m.	CBS Sports Network
Sat. 8	CONNECTICUT *	KFC YUM! CENTER	2 p.m.	CBS
Wed. 12- Sat. 15	at American Championship	Memphis, Tenn. FedEx Forum	TBA	ESPN/ESPN2/ESPNU

= Hall of Fame Tipoff (Louisville, Ky.)

Hall of Fame Tipoff (Atlantis, Paradise Island, Bahamas)

^ Billy Minardi Classic (Louisville, Ky.)

* American Athletic Conference game

2013-14 Louisville Men's Basketball Game-by-Game Team Statistics

Teams	FG-FGA	Pct	3Pt-Att	Pct	FT-FTA	Pct	O	D	Reb	PF-D	Asst	TO	Blk	Stl	1H	2H	OT	TOT
College of Charleston	20-48	.417	4-14	.286	4-10	.400	10	28	38	22-1	8	21	4	0	27	21		48
LOUISVILLE	26-68	.382	4-18	.222	14-23	.609	20	21	41	14-0	13	3	6	12	29	41		70
Hofstra	25-55	.455	14-25	.560	5-7	.714	9	26	35	22-0	10	22	1	1	31	38		69
LOUISVILLE	35-68	.515	12-31	.387	15-24	.625	13	21	34	15-0	19	5	3	10	46	51		97
Cornell	19-65	.292	7-28	.250	9-17	.529	16	21	37	24-0	9	19	1	3	14	40		54
LOUISVILLE	36-61	.590	9-21	.429	18-34	.529	12	37	49	19-0	16	10	3	12	53	46		99
Hartford	18-43	.419	4-17	.235	8-14	.571	8	21	29	21-1	7	25	1	5	21	27		48
LOUISVILLE	31-62	.500	7-18	.389	18-26	.692	15	20	35	18-0	17	7	3	16	42	45		87
Fairfield	16-47	.340	5-15	.333	20-30	.667	8	25	33	27-1	6	19	4	7	23	34		57
LOUISVILLE	23-60	.383	2-14	.143	23-31	.742	17	30	47	26-0	9	14	7	11	37	34		71
North Carolina	32-59	.542	3-6	.500	26-38	.684	12	28	40	21-0	18	14	2	4	44	49		93
LOUISVILLE	26-67	.388	11-31	.355	21-25	.840	16	19	35	29-1	8	14	4	5	44	40		84
Southern Mississippi	13-45	.289	2-11	.182	10-13	.769	10	23	33	20-0	7	22	1	7	13	25		38
LOUISVILLE	23-55	.418	12-31	.387	11-22	.500	15	23	38	15-0	16	12	6	9	34	35		69
Missouri Kansas City	23-50	.460	5-17	.294	11-17	.647	4	25	29	16-0	8	20	0	5	27	35		62
LOUISVILLE	33-77	.429	10-31	.323	14-20	.700	22	27	49	16-2	19	9	3	14	43	47		90
Louisiana Lafayette	26-62	.419	9-26	.346	13-20	.650	15	14	29	23-1	13	17	0	4	47	27		74
LOUISVILLE	38-62	.613	4-18	.222	33-40	.825	16	25	41	19-0	15	8	8	9	54	59		113
Western Kentucky	20-55	.364	7-21	.333	14-22	.636	16	19	35	13-0	10	11	2	0	28	35		63
LOUISVILLE	30-59	.508	9-20	.450	10-18	.556	14	25	39	18-0	19	7	3	5	31	48		79
Missouri State	22-58	.379	4-15	.267	12-20	.600	10	20	30	24-3	6	13	4	5	24	36		60
LOUISVILLE	34-66	.515	6-19	.316	16-30	.533	20	31	51	18-0	14	11	7	5	47	43		90
Florida International	18-54	.333	5-17	.294	15-22	.682	17	21	38	21-0	6	20	3	2	25	31		56
LOUISVILLE	26-54	.481	13-24	.542	20-32	.625	12	22	34	21-0	20	10	6	9	39	46		85
Kentucky	27-62	.435	3-14	.214	16-30	.533	17	27	44	19-0	8	11	4	3	41	32		73
LOUISVILLE	23-58	.397	6-26	.231	14-22	.636	12	24	36	25-1	8	13	5	6	36	30		66
UCF	21-60	.350	3-14	.214	20-27	.741	18	21	39	11-0	7	15	2	5	31	34		65
LOUISVILLE	34-62	.548	14-27	.519	8-13	.615	10	24	34	23-0	28	11	9	12	40	50		90
Rutgers	24-58	.414	4-18	.222	24-32	.750	17	17	34	32-2	13	19	4	9	33	43		76
LOUISVILLE	20-46	.435	2-10	.200	41-46	.891	10	22	32	30-2	7	17	4	15	39	44		83
Memphis	28-55	.509	4-11	.364	13-21	.619	9	28	37	15-0	14	15	1	8	36	37		73
LOUISVILLE	25-64	.391	6-19	.316	11-16	.688	14	21	35	17-0	13	14	3	12	33	34		67
SMU	24-65	.369	2-11	.182	13-25	.520	20	28	48	24-1	12	16	2	7	25	38		63
LOUISVILLE	25-53	.472	10-23	.435	11-21	.524	6	29	35	21-1	16	15	6	10	37	34		71
Houston	16-52	.308	5-20	.250	15-24	.625	10	27	37	18-0	14	16	2	3	28	24		52
LOUISVILLE	34-66	.515	15-28	.536	8-17	.471	11	30	41	22-0	23	9	3	9	57	34		91
Connecticut	19-54	.352	8-23	.348	18-21	.857	8	22	30	24-0	7	10	5	7	28	36		64
LOUISVILLE	26-57	.456	3-13	.231	21-33	.636	16	29	45	19-0	10	13	7	5	34	42		76
USF	16-44	.364	1-8	.125	14-19	.737	11	20	31	16-1	12	12	3	3	22	25		47
LOUISVILLE	30-59	.508	12-23	.522	14-18	.778	11	19	30	19-0	17	10	5	13	45	41		86
Cincinnati	23-47	.489	6-16	.375	17-18	.944	11	25	36	14-0	12	20	2	4	28	41		69
LOUISVILLE	26-59	.441	6-21	.286	8-12	.667	11	14	25	18-0	13	13	6	3	20	46		66
UCF	21-55	.382	6-19	.316	22-30	.733	16	22	38	23-0	8	16	3	3	27	43		70
LOUISVILLE	32-62	.516	7-19	.368	16-25	.640	13	22	35	24-1	15	9	3	7	37	50		87
Houston	22-48	.458	5-16	.313	13-23	.565	9	20	29	24-0	14	14	1	4	26	36		62
LOUISVILLE	25-45	.556	7-17	.412	20-32	.625	6	23	29	19-1	16	9	4	11	45	32		77

2013-14 Louisville Men's Basketball Individual Points-Rebounds-Assists

Opponent	Date	Score		00	01	02	03	05	11	12
				ROZIER,TER	GILL,ANTON	SMITH,RUSS	JONES,CHRI	WARE,KEVIN	HANCOCK,LU	MATHIANG,M
COLLEGE OF CHARLESTO	11/09/13	70-48	w	3-3-1	0-0-1	21-1-5	12-6-5	DNP	DNP	7-10-0
HOFSTRA	11/12/13	97-69	w	5-5-3	0-1-0	30-3-5	20-1-7	DNP	8-3-0	2-4-2
CORNELL	11/15/13	99-54	w	2-0-2	4-4-1	10-2-5	9-1-1	5-2-1	12-4-0	1-2-0
HARTFORD	11/19/13	87-48	w	7-1-0	0-0-0	14-4-2	11-3-4	4-1-1	8-3-4	5-3-0
vs FAIRFIELD	11/23/13	71-57	w	3-4-3	0-0-0	10-7-2	15-4-1	0-0-0	9-0-0	1-0-0
vs NORTH CAROLINA	11/24/13	84-93	L	0-0-0	0-0-0	36-2-2	20-4-1	2-2-1	10-3-2	2-1-1
SOUTHERN MISS	11/29/13	69-38	w	9-1-3	0-1-0	11-1-6	18-3-0	0-0-0	5-1-1	2-7-1
MISSOURI-KANSAS CITY	12/04/13	90-62	w	6-4-1	7-3-0	10-6-11	10-1-2	0-0-0	10-2-1	7-2-1
LOUISIANA-LAFAYETTE	12/07/13	113-74	w	11-4-6	3-1-0	16-3-1	19-2-2	0-0-0	10-2-2	6-6-2
WESTERN KENTUCKY	12/14/13	79-63	w	4-10-0	DNP	14-4-10	DNP	0-0-0	5-0-1	13-5-0
MISSOURI STATE	12/17/13	90-60	w	11-8-1	3-0-0	11-4-8	9-2-1	4-0-0	2-1-1	8-9-0
at FIU	12/21/13	85-56	w	8-0-3	4-1-0	18-1-3	5-2-6	DNP	7-1-2	6-7-0
at KENTUCKY	12/28/13	66-73	L	5-1-0	DNP	19-2-4	18-3-2	DNP	8-3-2	4-3-0
at UCF	12/31/13	90-65	w	11-5-5	0-0-0	24-1-9	5-1-7	DNP	16-2-2	2-3-0
at RUTGERS	01/04/14	83-76	w	14-2-0	0-1-0	22-4-1	6-1-2	DNP	15-4-1	2-2-1
MEMPHIS	01/09/14	67-73	L	7-3-0	DNP	19-5-3	2-1-3	DNP	20-5-5	1-2-0
SMU	01/12/14	71-63	w	8-5-1	DNP	23-5-7	2-0-3	DNP	23-2-0	0-2-1
HOUSTON	01/16/14	91-52	w	9-4-8	6-1-0	18-5-4	DNP	DNP	10-3-4	6-5-0
at UCONN	01/18/14	76-64	w	5-7-1	0-0-0	23-4-2	DNP	DNP	13-5-3	4-2-0
at USF	1/22/13	86-47	w	9-1-5	0-1-1	12-3-6	DNP	DNP	14-1-1	10-2-0
CINCINNATI	01/30/14	66-69	L	10-2-0	DNP	16-3-4	6-2-0	DNP	16-0-6	0-2-0
UCF	02/01/14	87-70	w	4-2-1	0-0-0	27-5-2	7-2-3	DNP	16-4-5	0-0-0
at Houston	2/5/14	77-62	w	9-5-1	0-0-0	17-2-6	14-1-3	DNP	15-7-2	3-2-1

Opponent	Date	Score		15	20	21	22	23	24	44
				HENDERSON,	BLACKSHEAR	BEHANAN,CH	AGAU,AKOY	LEVITCH,DA	HARRELL,MO	VAN TREESE
COLLEGE OF CHARLESTO	11/09/13	70-48	w	0-0-0	11-6-0	DNP	0-0-0	0-0-0	10-8-1	6-7-0
HOFSTRA	11/12/13	97-69	w	0-3-0	9-3-2	4-1-0	DNP	0-0-0	19-5-0	0-4-0
CORNELL	11/15/13	99-54	w	3-0-2	20-0-0	13-12-0	0-0-0	3-1-0	7-15-3	10-6-1
HARTFORD	11/19/13	87-48	w	0-1-1	5-2-0	11-4-2	DNP	DNP	20-9-3	2-4-0
vs FAIRFIELD	11/23/13	71-57	w	0-0-1	11-5-0	8-5-1	0-0-0	0-0-0	14-12-1	0-6-0
vs NORTH CAROLINA	11/24/13	84-93	L	DNP	0-0-0	7-9-0	DNP	DNP	5-10-1	2-2-0
SOUTHERN MISS	11/29/13	69-38	w	0-0-0	9-5-2	2-5-1	0-2-0	1-0-0	11-9-1	1-3-1
MISSOURI-KANSAS CITY	12/04/13	90-62	w	3-1-1	7-1-2	11-11-0	2-5-0	3-0-0	14-7-0	0-5-0
LOUISIANA-LAFAYETTE	12/07/13	113-74	w	0-1-0	15-5-0	7-3-1	0-0-1	1-2-0	20-8-0	5-4-0
WESTERN KENTUCKY	12/14/13	79-63	w	12-2-4	12-2-0	11-7-2	DNP	DNP	3-4-1	5-4-1
MISSOURI STATE	12/17/13	90-60	w	2-1-0	11-4-1	8-6-1	0-0-0	DNP	17-8-0	4-8-1
at FIU	12/21/13	85-56	w	3-1-0	13-3-0	9-5-4	DNP	DNP	10-5-2	2-5-0
at KENTUCKY	12/28/13	66-73	L	0-0-0	5-3-0	0-7-0	0-2-0	DNP	6-4-0	1-5-0
at UCF	12/31/13	90-65	w	2-1-1	9-3-2	DNP	0-1-0	0-0-0	15-8-1	6-6-1
at RUTGERS	01/04/14	83-76	w	2-0-0	13-4-2	DNP	DNP	DNP	6-7-0	3-4-0
MEMPHIS	01/09/14	67-73	L	0-0-0	2-3-1	DNP	DNP	DNP	14-11-1	2-5-0
SMU	01/12/14	71-63	w	0-2-0	3-4-1	DNP	DNP	DNP	12-13-1	0-2-2
HOUSTON	01/16/14	91-52	w	6-2-1	23-7-2	DNP	4-1-0	0-0-1	7-4-2	2-7-1
at UCONN	01/18/14	76-64	w	0-1-0	9-4-2	DNP	DNP	DNP	18-13-1	4-4-1
at USF	1/22/13	86-47	w	5-3-0	16-2-0	DNP	4-2-0	0-0-1	14-10-2	2-3-1
CINCINNATI	01/30/14	66-69	L	0-0-0	0-2-0	DNP	DNP	DNP	18-6-2	0-7-1
UCF	02/01/14	87-70	w	3-1-2	10-6-2	DNP	0-0-0	0-0-0	14-7-0	6-6-0
at Houston	2/5/14	77-62	w	0-0-0	DNP	DNP	DNP	DNP	15-5-2	4-4-1



2013-14 Louisville Men's Basketball
LOUISVILLE Combined Team Statistics (as of Feb 06, 2014)
Conference games



RECORD:	OVERALL	HOME	AWAY	NEUTRAL
ALL GAMES	8-2	3-2	5-0	0-0
CONFERENCE	8-2	3-2	5-0	0-0
NON-CONFERENCE	0-0	0-0	0-0	0-0

#	Player	gp-gs	min	avg	Total		3-Point		F-Throw		Rebounds			pf	dq	a	to	blk	stl	pts	avg		
					fg-fga	fg%	3fg-fga	3fg%	ft-fa	ft%	off	def	tot									avg	
02	SMITH, Russ	10-10	310	31.0	60-128	.469	26-49	.531	55-78	.705	10	27	37	3.7	24	0	44	38	1	20	201	20.1	
11	HANCOCK, Luke	10-7	271	27.1	47-99	.475	21-62	.339	43-51	.843	5	28	33	3.3	34	1	29	20	2	13	158	15.8	
24	HARRELL, Montrezi	10-10	325	32.5	62-104	.596	0-1	.000	9-28	.321	27	57	84	8.4	24	1	12	15	17	8	133	13.3	
20	BLACKSHEAR, Wayne	9-5	198	22.0	29-55	.527	13-27	.481	14-22	.636	9	26	35	3.9	25	2	12	6	6	8	85	9.4	
00	ROZIER, Terry	10-5	233	23.3	27-67	.403	12-24	.500	20-27	.741	11	25	36	3.6	19	0	22	9	0	16	86	8.6	
03	JONES, Chris	7-5	166	23.7	17-47	.362	4-18	.222	4-5	.800	3	5	8	1.1	21	1	21	13	0	13	42	6.0	
44	VAN TREESE, Stepha	10-1	231	23.1	13-21	.619	0-0	.000	3-4	.750	19	29	48	4.8	27	0	8	6	9	10	29	2.9	
12	MATHIANG, Mangok	10-7	124	12.4	10-22	.455	0-0	.000	8-10	.800	12	10	22	2.2	16	0	3	9	13	7	28	2.8	
22	AGAU, Akoy	4-0	20	5.0	3-3	1.000	0-0	.000	2-6	.333	1	3	4	1.0	5	0	0	2	2	0	8	2.0	
15	HENDERSON, Tim	10-0	79	7.9	7-15	.467	4-11	.364	0-2	.000	3	7	10	1.0	12	0	4	2	0	1	18	1.8	
01	GILL, Anton	7-0	34	4.9	2-8	.250	2-7	.286	0-0	.000	1	2	3	0.4	3	0	1	0	0	1	6	0.9	
23	LEVITCH, David	4-0	9	2.3	0-4	.000	0-1	.000	0-0	.000	0	0	0	0.0	2	0	2	0	0	0	0	0.0	
Team											7	14	21										
Total.....		10	2000		277-573	.483	82-200	.410	158-233	.678	108	233	341	34.1	212	5	158	120	50	97	794	79.4	
Opponents.....		10	2000		214-538	.398	44-156	.282	169-240	.704	129	230	359	35.9	201	-	113	164	25	53	641	64.1	

TEAM STATISTICS	LOU	OPP	Date	Opponent	Score	Att.
SCORING	794	641	* 12/31/13	at UCF	W 90-65	7094
Points per game	79.4	64.1	* 01/04/14	at RUTGERS	W 83-76	7263
Scoring margin	+15.3	-	* 01/09/14	MEMPHIS	L 67-73	21988
FIELD GOALS-ATT	277-573	214-538	* 01/12/14	SMU	W 71-63	21237
Field goal pct	.483	.398	* 01/16/14	HOUSTON	W 91-52	21132
3 POINT FG-ATT	82-200	44-156	* 01/18/14	at UCONN	W 76-64	10167
3-point FG pct	.410	.282	* 1/22/13	at USF	W 86-47	6417
3-pt FG made per game	8.2	4.4	* 01/30/14	CINCINNATI	L 66-69	22644
FREE THROWS-ATT	158-233	169-240	* 02/01/14	UCF	W 87-70	22201
Free throw pct	.678	.704	* 2/5/14	at Houston	W 77-62	7247
F-Throws made per game	15.8	16.9	* - Conference game			
REBOUNDS	341	359				
Rebounds per game	34.1	35.9				
Rebounding margin	-1.8	-				
ASSISTS	158	113				
Assists per game	15.8	11.3				
TURNOVERS	120	164				
Turnovers per game	12.0	16.4				
Turnover margin	+4.4	-				
Assist/turnover ratio	1.3	0.7				
STEALS	97	53				
Steals per game	9.7	5.3				
BLOCKS	50	25				
Blocks per game	5.0	2.5				
ATTENDANCE	109202	38188				
Home games-Avg/Game	5-21840	5-7638				
Neutral site-Avg/Game	-	0-0				

Score by Periods	1st	2nd	Totals
LOUISVILLE	387	407	794
Opponents	284	357	641

2013-14 Box Scores

Louisville 77, Houston 62
Feb. 5, 2014 -- Houston, Texas (Hofheinz Pavilion)

Player	min	FG	3FG	FT	Reb	Ass	TO	BL	ST	PF	TP
Hancock	f 36	3-6	1-3	8-9	7	2	2	0	1	4	15
Harrell	f 37	7-12	0-0	1-7	5	2	2	2	2	3	15
Van Treese	c 24	2-2	0-0	0-0	4	1	0	0	1	4	4
Smith	g 37	5-12	3-7	4-7	2	6	2	0	0	2	17
Jones	g 25	5-8	2-5	2-3	1	3	1	0	5	5	14
Rozier	18	2-3	1-1	4-4	5	1	1	0	1	0	9
Gill	2	0-1	0-1	0-0	0	0	0	0	0	0	0
Mathiang	18	1-1	0-0	1-2	2	1	1	2	1	1	3
Henderson	3	0-0	0-0	0-0	0	0	0	0	0	0	0
Team					3						
Totals	200	25-45	7-17	20-32	29	16	9	4	11	19	77

Total FG% 1st H: 16-23 69.6% 2nd H: 9-22 40.9% Game: 55.6%
3-Pt. FG% 1st H: 6-10 60.0% 2nd H: 1- 7 14.3% Game: 41.2%
F Throw % 1st H: 7-10 70.0% 2nd H: 13-22 59.1% Game: 62.5%

Player	min	FG	3FG	FT	Reb	Ass	TO	BL	ST	PF	TP
Thomas	f 25	5-8	0-0	4-6	8	1	4	1	1	4	14
Morris	g 21	3-5	0-2	0-0	5	3	0	0	0	4	6
Barnes	g 18	0-4	0-1	0-0	4	1	0	0	1	2	0
Rose	g 38	2-6	1-2	2-6	4	6	2	0	1	3	7
House	g 34	5-10	0-4	1-4	4	3	2	0	0	3	11
Knowles	11	0-3	0-1	0-0	1	0	1	0	0	1	0
McLean	3	0-0	0-0	1-2	0	0	1	0	0	0	1
Simmons	1	0-0	0-0	0-0	0	0	1	0	0	0	0
Womack	20	3-4	1-1	0-0	0	0	1	0	1	2	7
Stiggers	23	4-8	3-5	3-3	1	0	1	0	0	3	14
Richardson	6	0-0	0-0	2-2	1	0	1	0	0	2	2
Team					1						
Totals	200	22-48	5-16	13-23	29	14	14	1	4	24	62

Total FG% 1st H: 10-23 43.5% 2nd H: 12-25 48.0% Game: 45.8%
3-Pt. FG% 1st H: 3- 9 33.3% 2nd H: 2- 7 28.6% Game: 31.3%
F Throw % 1st H: 3- 4 75.0% 2nd H: 10-19 52.6% Game: 56.5%

Score by Periods	1st	2nd	Total	Attendance:
Houston	26	36	62	7,247
Louisville	45	32	77	Ties: 4
				Lead Changes: 0

Specialty Stats Game-by-Game (UL/Opp)

Opponent	Date	Paint	Off TO	2nd Chnc	Fast Brk	Bench
Col. of Charleston	11//9/13	36/18	27/6	11/0	10/0	10/48
Hofstra	11/12/13	44/16	32/7	17/7	20/2	19/11
Cornell	11/15/13	52/24	29/8	13/11	19/8	43/27
Harford	11/19/13	44/22	26/5	14/8	6/2	35/25
Fairfield	11/23/13	40/14	20/16	13/6	7/4	21/29
North Carolina	11/24/13	26/52	13/20	14/12	4/24	21/34
Southern Miss	11/30/13	16/22	21/10	11/2	4/2	27/10
Mo. Kansas City	12/4/13	44/24	29/12	22/2	2/6	46/20
La. Lafayette	12/7/13	60-34	32/14	27/17	13/2	37/22
Western Kentucky	12/14/13	36/14	10/7	15/19	6/0	33/20
Missouri State	12/17/13	46/28	15/10	21/13	2/0	32/26
Fla. International	12/21/13	26/24	22/11	11/11	5/4	30/5
Kentucky	12/28/13	24/42	14/14	6/17	10/6	14/8
UCF	12/31/13	38/36	24/10	16/18	17/10	35/30
Rutgers	1/4/14	32/36	24/14	10/23	10/10	34/23
Memphis	1/9/14	34/42	13/16	17/6	10/9	29/8
SMU	1/12/14	28/34	13/16	3/18	6/4	8/24
Houston	1/16/14	32/18	21/5	6/4	8/2	41/22
Connecticut	1/18/14	40/20	17/12	15/6	8/7	13/11
USF	1/22/14	32/26	35/6	17/3	0/4	27/24
Cincinnati	1/30/14	34/30	26/13	13/11	6/8	6/5
UCF	2/1/14	48/28	23/10	14/17	12/2	16/40
Houston	2/5/14	28/28	24/5	8/5	7/2	12/24



2013-14 Louisville Men's Basketball LOUISVILLE Extended Season Box Score (as of Feb 06, 2014) All games



RECORD:	OVERALL	HOME	AWAY	NEUTRAL
ALL GAMES	19-4	12-2	6-1	1-1
CONFERENCE	8-2	3-2	5-0	0-0
NON-CONFERENCE	11-2	9-0	1-1	1-1

#	Player	gp-gs	min	avg	Total			3-Point		F-Throw		Rebounds															
					fg-fga	fg%	3fg-fga	3fg%	ft-fa	ft%	off	def	tot	avg	pf	dq	a	a/g	to	to/g	a/to	blk	blk/g	stl	stl/g	pts	avg
02	SMITH, Russ	23-22	662	28.8	139-307	.453	50-126	.397	93-133	.699	20	57	77	3.3	57	0	108	4.70	71	3.09	1.52	2	0.09	41	1.78	421	18.3
24	HARRELL, Montrezl	23-23	642	27.9	126-203	.621	1-2	.500	36-77	.468	70	118	188	8.2	52	2	25	1.09	30	1.30	0.83	29	1.26	23	1.00	289	12.6
11	HANCOCK, Luke	22-7	488	22.2	70-171	.409	33-110	.300	79-93	.849	13	43	56	2.5	61	1	45	2.05	28	1.27	1.61	5	0.23	20	0.91	252	11.5
03	JONES, Chris	19-14	477	25.1	78-179	.436	24-69	.348	28-37	.757	11	29	40	2.1	48	1	53	2.79	29	1.53	1.83	1	0.05	37	1.95	208	10.9
20	BLACKSHEAR, Wayne	22-18	460	20.9	64-147	.435	37-82	.451	48-61	.787	15	59	74	3.4	52	3	19	0.86	11	0.50	1.73	13	0.59	26	1.18	213	9.7
21	BEHANAN, Chane	12-0	223	18.6	35-55	.636	0-0	.000	21-47	.447	36	39	75	6.3	22	0	12	1.00	16	1.33	0.75	3	0.25	11	0.92	91	7.6
00	ROZIER, Terry	23-10	455	19.8	53-139	.381	24-59	.407	30-42	.714	17	60	77	3.3	34	0	45	1.96	13	0.57	3.46	2	0.09	22	0.96	160	7.0
12	MATHIANG, Mangok	23-14	356	15.5	32-58	.552	0-0	.000	28-47	.596	47	34	81	3.5	37	0	10	0.43	16	0.70	0.63	33	1.43	8	0.35	92	4.0
44	VAN TREESE, Stephan	23-7	457	19.9	29-44	.659	0-0	.000	9-13	.692	53	58	111	4.8	52	1	12	0.52	12	0.52	1.00	20	0.87	20	0.87	67	2.9
15	HENDERSON, Tim	22-0	147	6.7	14-33	.424	11-28	.393	2-4	.500	6	14	20	0.9	19	0	13	0.59	3	0.14	4.33	0	0.00	6	0.27	41	1.9
05	WARE, Kevin	9-0	53	5.9	6-16	.375	0-2	.000	3-6	.500	1	4	5	0.6	7	0	3	0.33	6	0.67	0.50	1	0.11	3	0.33	15	1.7
01	GILL, Anton	18-0	93	5.2	9-25	.360	5-19	.263	4-10	.400	3	11	14	0.8	13	1	3	0.17	2	0.11	1.50	0	0.00	2	0.11	27	1.5
22	AGAU, Akoy	12-0	58	4.8	4-4	1.000	0-0	.000	2-6	.333	3	10	13	1.1	8	0	1	0.08	3	0.25	0.33	5	0.42	0	0.00	10	0.8
23	LEVITCH, David	11-0	29	2.6	2-9	.222	2-5	.400	2-4	.500	0	3	3	0.3	3	0	2	0.18	1	0.09	2.00	0	0.00	1	0.09	8	0.7
	Total.....	23	4600		661-1390	.476	187-502	.373	385-580	.664	312	558	870	37.8	465	9	351	15.26	243	10.57	1.44	114	4.96	220	9.57	1894	82.3
	Opponents.....	23	4600		493-1241	.397	116-382	.304	332-500	.664	281	528	809	35.2	474	-	229	9.96	398	17.30	0.58	52	2.26	99	4.30	1436	62.4

2013-14 Louisville Men's Basketball Miscellaneous Statistics

Louisville's Record When the Cardinals ...

Lead at halftime	19-0
Trail at halftime	0-3
Are tied at halftime	0-1
Shoot better from the field than opponent	17-0
Shoot worse from the field than opponent	2-4
Shoot 50 percent or better from the field	11-0
Shoot below 50 percent from the field	8-4
Opp. shoots 50 pct. or better from the field	0-2
Opp. shoots below 50 pct. from the field	19-2
Make 7 or fewer three-point goals	9-3
Make more than 7 three-point goals	10-1
Attempt 20 or fewer three-point goals	10-1
Attempt more than 20 three-point goals	9-3
Shoot more free throws than their opp.	13-0
Opponent shoots more free throws	6-4
Outrebound their opponent	11-0
Are outrebounded by their opponent	7-4
Bench outscores the opponent bench	15-3
Opponent bench outscores their bench	4-1
Commit fewer turnovers than their opp.	18-2
Commit more turnovers than their opp.	1-1
Commit same number of turnover as opp.	0-1
Commit 15 or fewer turnovers	18-4
Commit more than 15 turnovers	1-0
Lead with 5:00 Remaining	19-2
Trail with 5:00 Remaining	0-2
Tied with 5:00 Remaining	0-0
1-3 point margins	0-1
4-5 point margins	0-0
6-10 point margins	2-3
11-19 point margins	5-0
20 or more point margins	12-0
Overtime games	0-0
Vs. Top 25 teams	0-4
Home games	12-2
Away games	6-1
Neutral games	1-1
Score 59 or fewer points	0-0
Score 60-69 points	1-3
Score 70-79 points	6-0
Score 80-89 points	5-1
Score 90 or more points	7-0
Allow 59 or fewer points	8-0
Allow 60-69 points	8-1
Allow 70-79 points	3-2
Allow 80 or more points	0-1

Double-Doubles

Harrell	5	Behanan	2
Smith	2		

Points Off Turnovers

Louisville	510	Opponents	247
------------	-----	-----------	-----

Bench Scoring

Louisville	589 (25.6)	Opp.	457 (19.9)
------------	------------	------	------------

Rebounding Advantage

Louisville	11	Opponents	11
------------	----	-----------	----

Attendance

Home	295,500	(21,107 avg.)
Away	65,945	(9,420 avg.)
Neutral	16,286	(8,143 avg.)
Total	377,731	(16,423 avg.)

Double-Figure Scoring Games

Smith	23
Harrell	17
Hancock	14
Blackshear	11
Jones	10
Rozier	5
Behanan	4
Mathiang	2
Henderson	1
Van Treese	1

Games Leading UL in Scoring

Smith	11
Harrell	5
Blackshear	3
Hancock	2
Jones	2

Games Leading UL in Rebounding

Harrell	14
Mathiang	3
Behanan	2
Rozier	2
Van Treese	2
Blackshear	1
Hancock	1

Games Leading UL in Assists

Smith	13
Hancock	6
Jones	5
Rozier	3

Scored Louisville's First Points

Who	
Smith	8
Rozier	5
Jones	4
Blackshear	2
Mathiang	2
Hancock	1
Harrell	1

How

Layup	7
Three-pointer	7
Jumper	5
Dunk	2
Free Throw	2

Dunks 98

Harrell	52
Behanan	15
Blackshear	7
Mathiang	7
Smith	6
Van Treese	6
Hancock	3
Agau	1
Rozier	1

Jump Balls Controlled

Louisville	13	(Harrell 7, Mathiang 6)
Opponents	10	

Starting Lineups

W-L	Forward	Forward	Center	Guard	Guard
5-1	Blackshear	Harrell	Van Treese	Jones	Smith
4-0	Blackshear	Harrell	Mathiang	Rozier	Smith
3-1	Hancock	Harrell	Mathiang	Rozier	Smith
3-2	Blackshear	Harrell	Mathiang	Jones	Smith
1-0	Blackshear	Harrell	Mathiang	Jones	Rozier
1-0	Blackshear	Hancock	Harrell	Jones	Smith
1-0	Blackshear	Hancock	Harrell	Rozier	Smith
1-0	Hancock	Harrell	Van Treese	Jones	Smith

Scoring Summary

	1st Half	2nd Half	OT	Total
Louisville	922	972		1894
Opponents	649	787		1436

Leads and Deficits

UL's Biggest Halftime Lead	39 vs. Cornell (11/15)
UL's Biggest Halftime Lead Blown	6 (34-28) vs. Connecticut (1/18)
UL's Biggest Halftime Deficit	
Overcome	8 vs. Cincinnati (1/30)
UL's Biggest 2nd Half Lead	49 (69-20) vs. Cornell (11/15)
UL's Biggest 2nd Half Lead Blown	6 (61-55) vs. Memphis (1/9)
UL's Biggest 2nd Half Deficit	17 twice
	latest: (27-44) vs. Cincinnati (1/30)
UL's Biggest 2nd Half Deficit	
Overcome	17 twice
	latest: (27-44) vs. Cincinnati (1/30)
UL's Biggest Overall Lead	49 (69-20) vs. Cornell (11/15)
UL's Biggest Lead Blown	11 three times
	latest: (23-12) vs. La. Lafayette (12/7)
UL's Biggest Overall Deficit	17 twice
	latest: (27-44) vs. Cincinnati (1/30)
UL's Biggest Deficit Overcome	17 twice
	latest: (27-44) vs. Cincinnati (1/30)

Home, Road and Half Statistics

Halftime Leads	UL 19, Opp 3, Tied 1
FG% in KFC Yum! Center	.485 (428-882)
FG% Away from Home	.437 (222-508)
3 Pt FG% in KFC Yum! Center	.369 (117-317)
3 Pt FG% Away from Home	.378 (70-185)
FT% in KFC Yum! Center	.619 (203-328)
FT% Away from Home	.725 (182-251)
Scoring Average	
in KFC Yum! Center	84.0 (1176 pts.)
Scoring Avg. on the Road	79.8 (718 pts.)
Opp. Scoring Average	
in KFC Yum! Center	60.2 (843 pts.)
Opp. Scoring Average	
on the Road	65.9 (593 pts.)
Most 1st Half Points	57 vs. Houston (1/16)
Most 2nd Half Points	59 vs. Louisiana Lafayette (12/7)
Fewest 1st Half Points	20 vs. Cincinnati (1/30)
Fewest 2nd Half Points	30 vs. Kentucky (12/28)
Largest Halftime Lead	39 vs. Cornell (11/15)
Largest Halftime Deficit	8 vs. Cincinnati (1/30)

2013-14 Louisville Men's Basketball Team Superlatives

<i>Louisville High</i>	<i>Louisville Low</i>	<i>Statistical Category</i>	<i>Opponent High</i>	<i>Opponent Low</i>
113 vs. La. Lafayette (12/7)	66 vs. Kentucky (12/28) vs. Cincinnati (1/30)	Points	93 by North Carolina (11/24)	38 by Southern Miss (11/29)
57 vs. Houston (1/16)	20 vs. Cincinnati (1/30)	First Half Points	47 by La. Lafayette (12/7)	13 by Southern Miss (11/29)
59 vs. La. Lafayette (12/7)	30 vs. Kentucky (12/28)	Second Half Points	49 by North Carolina (11/24)	21 by Cof Charleston (11/9)
38 vs. La. Lafayette (12/7)	20 vs. Rutgers (1/4)	Field Goals	32 by North Carolina (11/24)	13 by Southern Miss (11/29)
77 vs. Missouri Kansas City (12/4)	45 vs. Houston (2/5)	Field Goal Attempts	65 by Cornell, SMU (1/12)	43 by Hartford (11/19)
.613 vs. La. Lafayette (12/7)	.382 vs. Cof Charleston (11/9)	FG Percentage	.542 by North Carolina (11/24)	.289 by Southern Miss (11/29)
15 vs. Houston (1/16)	2 vs. Fairfield, Rutgers	3-Point Field Goals	14 by Hofstra (11/12)	1 by USF (1/22)
31 four times	10 vs. Rutgers (1/4)	3-Point Field Goal Att.	28 by Cornell (11/15)	6 by North Carolina (11/24)
<i>latest:</i> vs. Missouri Kansas City (12/4)				
.542 vs. FIU (12/21)	.143 vs. Fairfield (11/23)	3-Point FG Percentage	.560 by Hofstra (11/12)	.125 by USF (1/22)
41 vs. Rutgers (1/4)	8 three times <i>latest:</i> vs. Cincinnati (1/30)	Free Throws	26 by North Carolina (11/24)	4 by Cof Charleston (11/9)
46 vs. Rutgers (1/4)	12 vs. Cincinnati (1/30)	Free Throw Attempts	38 by North Carolina (11/24)	7 by Hofstra (11/12)
.891 vs. Rutgers (1/4)	.471 vs. Houston (1/16)	Free Throw Percentage	.944 by Cincinnati (1/30)	.400 by Cof Charleston (11/9)
22 vs. Missouri Kansas City (12/4)	6 vs. SMU (1/12), Houston (2/5)	Offensive Rebounds	21 by UCF (12/31)	4 by Missouri Kansas City (12/4)
37 vs. Cornell (11/15)	14 vs. Cincinnati (1/30)	Defensive Rebounds	28 four times <i>latest:</i> by SMU (1/12)	14 by La. Lafayette (12/7)
51 vs. Missouri State (12/17)	25 vs. Cincinnati (1/30)	Total Rebounds	48 by SMU (1/12)	29 four times <i>latest:</i> by Houston (2/5)
30 vs. Rutgers (1/4)	14 vs. Cof Charleston (11/9)	Fouls	32 by Rutgers (1/4)	11 by UCF (12/31)
28 vs. UCF (12/31)	7 vs. Rutgers (1/4)	Assists	18 by North Carolina (11/24)	6 three times <i>latest:</i> by FIU (12/21)
17 vs. Rutgers (1/4)	3 vs. Cof Charleston (11/9)	Turnovers	25 by Hartford (11/19)	10 by Connecticut (1/18)
9 vs. UCF (12/31)	3 eight times <i>latest:</i> vs. UCF (2/1)	Blocked Shots	5 by Connecticut (1/18)	0 by Missouri Kansas City (12/4) by La. Lafayette (12/7)
16 vs. Hartford (11/19)	3 vs. Cincinnati (1/30)	Steals	9 by Rutgers (1/4)	0 by Cof Charleston (11/9) by Western Ky. (12/14)


2013-14 Louisville Men's Basketball Individual Superlatives

	Louisville	Opponent
Points	36 by Russ Smith vs. North Carolina (11/24)	32 by Marcus Paige, North Carolina (11/24)
Field Goals Made	12 by Russ Smith vs. Hofstra (11/12)	11 by Shawn Long, La. Lafayette (12/7)
Field Goals Attempted	24 by Russ Smith vs. North Carolina (11/24)	19 by Shawn Long, La. Lafayette (12/7)
Highest FG Pct. (min. 5 made)	100 (5-5) by Mangok Mathiang vs. Western Ky. (12/14)	.875 (7-8) by Julius Randle, Kentucky (12/28)
3-Point Field Goals Made	6 by Russ Smith vs. North Carolina (11/24), UCF (12/31)	5 by Dion Nesmith, Hofstra (11/12) by Shabazz Napier, Connecticut (1/18)
3-Point Field Goals Attempted	16 by Russ Smith vs. North Carolina (11/24)	12 by Jherrod Stiggers, Houston (1/16)
3-Point FG Pct. (min. 3 made)	.833 (5-6) by Wayne Blackshear vs. Houston (1/16)	100 (3-3) by Chris Crawford, Memphis (1/9)
Free Throws Made	14 by Russ Smith vs. Rutgers (1/4)	11 three times <i>latest:</i> by Sean Kilpatrick, UC (1/30)
Free Throws Attempted	16 by Russ Smith vs. Rutgers (1/4)	13 by Shabazz Napier, Connecticut (1/18)
Free Throw Pct. (min. 8 made)	100 (10-10) by Luke Hancock vs. Rutgers (1/4)	100 (11-11) by Marcus Paige, North Carolina (11/24) (11-11) by Sean Kilpatrick, Cincinnati (1/30)
Offensive Rebounds	8 by Chane Behanan vs. Missouri Kansas City (12/4)	4 ten times <i>latest:</i> by I. Sykes & K. Wilson, UCF (2/1)
Defensive Rebounds	13 by Montrezl Harrell vs. Cornell (11/15)	9 three times <i>latest:</i> by TaShawn Thomas, Houston (1/16)
Total Rebounds	15 by Montrezl Harrell vs. Cornell (11/15)	12 by Kennedy Meeks, North Carolina (11/24)
Turnovers	5 by Russ Smith vs. Rutgers (1/4), Memphis (1/9), Houston (1/16)	8 by Joe Chealey, Coll. of Charleston (11/9) by KJ Rose, Fairfield (11/23)
Assists	11 by Russ Smith vs. Missouri Kansas City (12/4)	10 by Elfrid Payton, La. Lafayette (12/7)
Blocked Shots	4 five times <i>latest:</i> by Montrezl Harrell vs. SMU (1/12)	3 three times <i>latest:</i> by Chris Perry, USF (1/22)
Steals	5 by Chris Jones vs. FIU (12/21), Houston (2/5)	3 four times <i>latest:</i> Markus Kennedy, SMU (1/12)
Minutes Played (regulation game)	39 by Montrezl Harrell vs. UConn (1/18), Cincinnati (1/30)	40 by Dion Nesmith, Hofstra (11/12)

2013-14 Louisville Photo Roster



0 Terry Rozier
G 6-1 185 Fr.
Youngstown, Ohio
(Hargrave Mil. Acad.)



1 Anton Gill
G 6-3 185 Fr.
Raleigh, N.C.
(Hargrave Mil. Acad.)




2 Russ Smith
G 6-1 165 Sr.
Brooklyn, N.Y.
(South Kent School)



3 Chris Jones
G 5-10 175 Jr.
Memphis, Tenn.
(NW Florida St. Col.)



4 Dillon Avare
G 6-0 150 Fr.
Lexington, Ky.
(Lex. Catholic HS)



5 Kevin Ware
F 6-2 175 Jr.
Bronx, N.Y.
(Rockdale County HS)



11 Luke Hancock
G/F 6-6 200 Sr.
Roanoke, Va.
(George Mason Univ.)



12 Mangok Mathiang
F/C 6-10 210 Fr.
Melbourne, Australia
(IMG Academy/Fla.)



15 Tim Henderson
F 6-2 190 Sr.
Louisville, Ky.
(Christian Academy)



20 Wayne Blackshear
G/F 6-5 230 Jr.
Chicago, Ill.
(Morgan Park HS)



22 Akoy Agau
F 6-8 230 Fr.
Omaha, Neb.
(Omaha Central HS)



23 David Levitch
G 6-3 180 Fr.
Goshen, Ky.
(North Oldham HS)



24 Montrezl Harrell
F 6-8 240 So.
Tarboro, N.C.
(Hargrave Mil. Acad.)



44 Stephan Van Treese
F 6-9 245 Sr.
Indianapolis, Ind.
(Lawrence North HS)



Pronunciations

Akoy Agau
(uh-KOY uh-GOW, like cow with a "G")
Avare (A-var)
Montrezl (mon-TREZ, silent "L")
Mangok Mathiang
(Mango silent "K"
MATH-ee-ang)
Levitch (LEV-itch)
Rozier (row-ZEER)
Stephan
(STEE-vun)

On The Bench



Rick Pitino
Head Coach



Kevin Keatts
Associate Head Coach



Wyking Jones
Assistant Coach



Mike Balado
Assistant Coach



Andre McGee
Dir. Basketball Oper.