

# UNITED WE BALL



2013-14 OREGON BASKETBALL

# PAC12

CONFERENCE



**DANA ALTMAN**  
HEAD COACH



**TONY STUBBLEFIELD**  
ASSISTANT COACH




**BRIAN FISH**  
ASSISTANT COACH



**KEVIN MCKENNA**  
ASSISTANT COACH



**JOSH JAMIESON**  
DIRECTOR OF OPERATIONS



**MIKE MOSER**  
#0 | R-SR. | F



**DOMINIC ARTIS**  
#1 | SO. | G



**JOSEPH YOUNG**  
#3 | R-JR. | G




**NICHOLAS LUCENTI**  
#4 | SR. | G



**THEO FRIEDMAN**  
#5 | FR. | G



**JOHNATHAN LOYD**  
#10 | SR. | G



**JASON CALLISTE**  
#12 | R-SR. | G



**RICHARD AMARDI**  
#13 | R-SR. | F



**JALIL ABDUL-BASSIT**  
#15 | JR. | G



**WAVERLY AUSTIN**  
#20 | SR. | C



**DAMYEAN DOTSON**  
#21 | SO. | G




**ELGIN COOK**  
#23 | SO. | F



**A.J. LAPRAY**  
#24 | FR. | G



**BEN CARTER**  
#32 | SO. | F



**BRIAN CROW**  
#34 | JR. | F

# TABLE OF CONTENTS

2013-14 Roster .....2  
 2013-14 Schedule .....4

## Matthew Knight Arena

History and Arena Facts.....5  
 MKA Records.....8

## The Players

Arik Armstead .....10  
 Dominic Artis .....12  
 Waverly Austin.....14  
 Ben Carter.....16  
 Damyean Dotson.....18  
 Johnathan Loyd.....20  
 Nicholas Lucenti.....22  
 Jalil Abdul-Bassit.....24  
 Richard Amarti.....24  
 Jason Calliste.....25  
 Elgin Cook .....26  
 Brian Crow .....26  
 Theo Friedman.....27  
 A.J. Lapray.....27  
 Mike Moser .....28  
 Joseph Young .....29  
 Roster Breakdown.....30

## The Coaches / Staff

Dana Altman, Head Coach.....32  
 Tony Stubblefield, Assistant Coach .....36  
 Brian Fish, Assistant Coach.....38  
 Kevin McKenna, Assistant Coach .....40  
 Josh Jamieson, Director of Operations.....42  
 Bryce Daub, Strength & Conditioning.....42  
 Kenya Crandell, Assistant Director of Operations.....43  
 Clay Jamieson, Athletic Trainer.....43  
 Basketball Support Staff.....44

## 2012-13 Season Review

Season Review .....46  
 Season Results .....51  
 Points-Rebounds-Assists.....53  
 Game-by-Game Stats.....54  
 Team Highs/Lows.....55  
 Individual Highs.....56

## The History

1,000-Point Club .....58  
 Scoring Leaders.....62  
 Top 10 Scorers .....63  
 Top 10 Statistical Leaders.....64  
 Oregon School Records.....68  
 All-Americans .....69  
 Award Winners.....70  
 UO's NCAA Tournament History .....71  
 UO's NCAA Tournament Records .....72  
 Tall Firs - First NCAA Champions .....73  
 All-Time NCAA Champions .....74  
 All-time Starting Lineups.....75  
 Oregon Year-by-Year Stats.....76  
 Opponent Year-by-Year Stats.....78  
 UO Team Awards .....79  
 NBA Players.....82  
 All-time Letterwinners.....84  
 Jersey Numbers.....86  
 Year-by-Year Results .....89  
 Oregon Coaching History.....103  
 Miscellaneous Tournaments.....104  
 100-Point Games .....106  
 McArthur Court.....107  
 All-time Opponent Series Histories .....109  
 2013-14 Series Histories (by team) .....111  
 University Administration .....116

## Credits

The 2013-14 Oregon Men's Basketball Yearbook was produced by the office of Athletic Communications. Photography by Eric Evans, Geoff Thurner and Zach Ancell.

## University Quick Facts

Name .....University of Oregon  
 Location .....Eugene, Ore.  
 Founded .....1876  
 Enrollment .....24,500  
 Nickname..... Ducks  
 Mascot ..... The Duck  
 Colors ..... Green and Yellow  
 President.....Michael R. Gottfredson  
 Athletic Director..... Rob Mullens  
 Faculty Representative ..... James O'Fallon  
 Facility .....Matthew Knight Arena  
 Capacity .....12,346  
 Press Row Phone.....(541) 346-4497  
 Athletic Dept. Phone.....(541) 346-4481  
 Ticket Office Phone.....(541) 346-4461

## Basketball Quick Facts

First Season.....1902-03 (108 years)  
 All-Time Record.....1505-1305  
 All-Time Postseason Record .....39-24 (22 Appearances)  
 NCAA Tournament Appearances..11 (14-10, Last: 2013)  
     '39\*, '45, '60, '61, '95, '00, '02, '03, '07, '08  
 National Championships .....1 (1939)  
 NIT Appearances .....10 (11-10, Last: 2012)  
     '75, '76, '77, '84, '88, '90, '97, '99, '04, '12  
 CBI Appearances .....1 (5-1, Last: 2011)  
     '11\*

\*National Champions

2013-14 Letterwinners Returning/Lost.....6/8  
 2013-14 Starters Returning/Lost.....2/3  
 2013-14 Newcomers .....8  
 2013-14 Key Returnees..... Artis, Austin, Carter, Dotson, Loyd  
 2013-14 Key Losses..... Emory, Kazemi, Singler, Woods  
 2012-13 Overall Record.....28-9  
 2012-13 Pac-12 Record (Finish) .....12-6 (2nd) +  
 2012-13 NCAA Tournament.....2-1 (Sweet Sixteen)  
     + Won Pac-12 Tournament Championship  
 Final Ranking .....15 (USA Today); 25 (AP)  
 Head Coach .....Dana Altman (4th year)  
 Record at Oregon.....73-37  
 Career Record.....606-304 (29th year)  
 NCAA Division I Record .....483-280 (25th year)  
 Assistant Coach ..... Tony Stubblefield  
 Assistant Coach ..... Brian Fish  
 Assistant Coach .....Kevin McKenna  
 Director of Basketball Operations..... Josh Jamieson  
 Strength Coach..... Bryce Daub  
 Athletic Trainer.....Clay Jamieson  
 Men's Basketball Contact.....Greg Walker  
 Office Phone.....(541) 346-2252  
 Cell Phone .....(541) 954-8775  
 Email..... gswalker@uoregon.edu  
 Men's Basketball Contact.....Andy McNamara  
 Office Phone.....(541) 346-2253  
 Cell Phone .....(541)543-0123  
 Email.....mcnamara@uoregon.edu  
 Athletics Website .....GoDucks.com  
 Twitter .....@OregonMBB  
 Facebook.....Facebook.com/OregonMBB

## 2013-14 ROSTERS

### 2013-14 Oregon Men's Basketball Numerical Roster

No.	Name	Pos	Ht.	Wt.	Cl.	Exp.	Hometown (High School / College)
0	Mike Moser	F	6-8	211	R-Sr.	TR	Portland, Ore. (Grant HS / UCLA / UNLV)
1	Dominic Artis	G	6-1	186	So.	1L	San Francisco, Calif. (Findlay Prep)
2	Arik Armstead	F	6-8	280	R-Fr.	RS	Sacramento, Calif. (Pleasant Grove HS)
3	Joseph Young	G	6-2	185	R-Jr.	TR	Houston, Texas (Yates HS / Houston)
4	Nicholas Lucenti	G	6-2	205	Sr.	3L	Los Angeles, Calif. (Loyola HS)
10	Johnathan Loyd	G	5-8	163	Sr.	3L	Las Vegas, Nev. (Bishop Gorman HS)
11	Theo Friedman	G	6-0	172	Fr.	HS	Portland, Ore. (Grant HS)
12	Jason Calliste	G	6-2	171	R-Sr.	TR	Scarborough, Ontario (Quality Education Academy / Detroit)
13	Richard Amardi	F	6-8	224	R-Sr.	TR	Toronto, Ontario (Einston Churchill HS / Weatherford CC / Indian Hills CC)
15	Jalil Abdul-Bassit	G	6-4	187	Jr.	TR	Anchorage, Alaska (East HS / Monroe College / North Idaho College)
20	Waverly Austin	C	6-11	257	Sr.	1L	Fredricksburg, Va. (Progressive Christian Academy / Palm Beach State College)
21	Damyean Dotson	G	6-5	209	So.	1L	Houston, Texas (Yates HS)
23	Elgin Cook	F	6-6	206	R-So.	TR	Milwaukee, Wis. (Hamilton HS / Northwest Florida State)
24	A.J. Lapray	G	6-5	187	Fr.	HS	Salem, Ore. (Sprague HS)
32	Ben Carter	F	6-8	220	So.	1L	Las Vegas, Nev. (Bishop Gorman HS)
35	Brian Crow	F	6-6	220	Jr.	TR	Novato, Calif. (Novato HS / Sonoma State)

### 2013-14 Oregon Men's Basketball Alphabetical Roster

No.	Name	Pos	Ht.	Wt.	Cl.	Exp.	Hometown (High School / College)
15	Jalil Abdul-Bassit	G	6-4	187	Jr.	TR	Anchorage, Alaska (East HS / Monroe College / North Idaho College)
13	Richard Amardi	F	6-8	224	R-Sr.	TR	Toronto, Ontario (Einston Churchill HS / Weatherford CC / Indian Hills CC)
2	Arik Armstead	F	6-8	280	R-Fr.	RS	Sacramento, Calif. (Pleasant Grove HS)
1	Dominic Artis	G	6-1	186	So.	1L	San Francisco, Calif. (Findlay Prep)
20	Waverly Austin	C	6-11	257	Sr.	1L	Fredricksburg, Va. (Progressive Christian Academy / Palm Beach State College)
12	Jason Calliste	G	6-2	171	R-Sr.	TR	Scarborough, Ontario (Quality Education Academy / Detroit)
32	Ben Carter	F	6-8	220	So.	1L	Las Vegas, Nev. (Bishop Gorman HS)
23	Elgin Cook	F	6-6	206	R-So.	TR	Milwaukee, Wis. (Hamilton HS / Northwest Florida State)
35	Brian Crow	F	6-6	220	Jr.	TR	Novato, Calif. (Novato HS / Sonoma State)
21	Damyean Dotson	G	6-5	209	So.	1L	Houston, Texas (Yates HS)
5	Theo Friedman	G	6-0	172	Fr.	HS	Portland, Ore. (Grant HS)
24	A.J. Lapray	G	6-4	187	Fr.	HS	Salem, Ore. (Sprague HS)
10	Johnathan Loyd	G	5-8	163	Sr.	3L	Las Vegas, Nev. (Bishop Gorman HS)
4	Nicholas Lucenti	G	6-2	205	Sr.	3L	Los Angeles, Calif. (Loyola HS)
0	Mike Moser	F	6-8	211	R-Sr.	TR	Portland, Ore. (Grant HS / UCLA / UNLV)
3	Joseph Young	G	6-2	185	R-Jr.	TR	Houston, Texas (Yates HS / Houston)

Head Coach: Dana Altman (Eastern New Mexico, 1980; Western State, 1981), 4th year (73-37)  
 Career Record: 606-304 (29th year); NCAA Division I Record: 483-280 (25th year)  
 Assistant Coaches: Tony Stubblefield (Nebraska-Omaha, 1995), 4th year;  
 Brian Fish (Marshall, 1989), 4th year; Kevin McKenna (Creighton, 1993), 4th year  
 Director of Basketball Operations: Josh Jamieson (Southern Oregon, 2000), 7th year  
 Asst. Director of Basketball Operations: Kenya Crandell (Nebraska-Kearney, 1996), 2nd year  
 Strength & Conditioning Coach: Bryce Daub (Central Washington, 2008), 3rd year  
 Assistant Conditioning Coach: Brandon Lincoln (Oregon, 2006), 1st year  
 Athletic Trainer: Clay Jamieson (Arizona, 1994), 16th year

# 2013-14 ROSTERS

## 2013-14 Roster Breakdown

### Starters Returning (2)

No.	Name	Pos.	Ht.	Wt.	Cl.	Exp.	2012-13 Statistics
21	Damyean Dotson	G	6-5	209	So.	1L	11.4 ppg, 3.5 rpg, named to Pac-12 All-Freshmen Team
1	Dominic Artis	G	6-1	186	So.	1L	8.5 ppg, 2.2 rpg, 3.2 apg, 1.5 spg

### Starters Lost (3)

No.	Name	Pos.	Ht.	Wt.	Cl.	Exp.	2012-13 Statistics
25	E.J. Singler	G	6-6	215	Sr.	4L	11.7 ppg, 4.9 rpg, 2.8 apg, named first team All-Pac-12
14	Arsalan Kazemi	F	6-7	226	Sr.	1L	9.4 ppg, 10.0 rpg, selected 54th by the San Antonio Spurs in the 2013 NBA Draft, Hon. Men. All-Pac-12
55	Tony Woods	C	6-11	243	Sr.	2L	8.9 ppg, 3.5 rpg, 1.1 bpg

### Lettermen Returning (6)

No.	Name	Pos.	Ht.	Wt.	Cl.	Exp.	2012-13 Statistics
21	Damyean Dotson	G	6-5	209	So.	1L	11.4 ppg, 3.5 rpg, named to Pac-12 All-Freshmen Team
1	Dominic Artis	G	6-1	186	So.	1L	8.5 ppg, 2.2 rpg, 3.2 apg, 1.5 spg
10	Johnathan Loyd	G	5-8	163	Sr.	3L	5.0 ppg, 1.9 rpg, 2.9 apg, named 2013 Pac-12 Tournament Most Outstanding Player
20	Waverly Austin	C	6-11	257	Sr.	1L	3.1 ppg, 2.7 rpg, 1.0 bpg
32	Ben Carter	F	6-8	220	So.	1L	2.4 ppg, 2.3 rpg
4	Nicholas Lucenti	G	6-2	205	Sr.	3L	0.6 ppg, 0.3 rpg

### Lettermen Lost (8)

No.	Name	Pos.	Ht.	Wt.	Cl.	Exp.	2012-13 Statistics
25	E.J. Singler	G	6-6	215	Sr.	4L	11.7 ppg, 4.9 rpg, 2.8 apg, named first team All-Pac-12
33	Carlos Emory	F	6-5	205	Sr.	2L	11.1 ppg, 4.4 rpg
14	Arsalan Kazemi	F	6-7	226	Sr.	1L	9.4 ppg, 10.0 rpg, selected 54th by the San Antonio Spurs in the 2013 NBA Draft, Hon. Men. All-Pac-12
55	Tony Woods	C	6-11	243	Sr.	2L	8.9 ppg, 3.5 rpg, 1.1 bpg
5	Fred Richardson III	G	6-4	202	Fr.	1L	2.4 ppg, 0.8 rpg
40	Austin Kuemper	F	6-9	225	R-Fr.	1L	2.4 ppg, 0.7 rpg
24	Willie Moore	G	6-3	199	Fr.	1L	2.0 ppg, 0.7 rpg
12	Coleton Baker	G	6-3	200	Jr.	1L	0.3 ppg, 0.1 rpg

### Redshirts Returning (1)

No.	Name	Pos.	Ht.	Wt.	Cl.	Exp.	Hometown (Previous School)
2	Arik Armstead	F	6-8	280	R-Fr.	HS	Sacramento, Calif. (Pleasant Grove HS)

### Transfers (7)

No.	Name	Pos.	Ht.	Wt.	Cl.	Exp.	Hometown (Previous Schools)
15	Jalil Abdul-Bassit	G	6-4	187	Jr.	TR	Anchorage, Ala. (East HS/Monroe College/North Idaho College)
13	Richard Amardi	F	6-8	224	R-Sr.	TR	Toronto, Ontario (Winston Churchill HS/Weatherford CC/Indian Hills CC)
12	Jason Calliste	G	6-2	171	R-Sr.	TR	Scarborough, Ontario (Quality Education Academy/Detroit)
23	Elgin Cook	F	6-6	206	R-So.	TR	Milwaukee, Wis. (Hamilton HS/Northwest Florida State College)
0	Mike Moser	F	6-8	211	R-Sr.	TR	Portland, Ore. (Grant HS/UCLA/UNLV)
35	Brian Crow	F	6-6	220	Jr.	TR	Novato, Calif. (Novato HS/Sonoma State)
3	Joseph Young	G	6-2	185	R-Jr.	TR	Houston, Texas (Yates HS/Houston)

### High School (2)

No.	Name	Pos.	Ht.	Wt.	Cl.	Exp.	Hometown (Previous School)
5	Theo Friedman	G	6-0	170	Fr.	HS	Portland, Ore. (Grant HS)
24	A.J. Lapray	G	6-5	187	Fr.	HS	Salem, Ore. (Sprague HS)


## 2013-14 SCHEDULE

DATE	OPPONENT	LOCATION	TIME	TELEVISION
Sun., Oct. 27	NORTHWEST CHRISTIAN (EX)	EUGENE, ORE.	5 p.m.	Pac-12 Networks
Sat., Nov. 2	POINT LOMA (EX)	EUGENE, ORE.	2 p.m.	
<b>Armed Forces Classic</b>				
Fri., Nov. 8	vs. Georgetown	Camp Humphreys, South Korea	5 p.m.	ESPN
Wed., Nov. 13	WESTERN CAROLINA	EUGENE, ORE.	8 p.m.	Pac-12 Networks
Tues., Nov. 19	UTAH VALLEY	EUGENE, ORE.	6 p.m.	Pac-12 Networks
Sun., Nov. 24	SAN FRANCISCO	EUGENE, ORE.	5 p.m.	Pac-12 Networks
<b>Global Sports Hardwood Challenge (Oregon, Cal Poly, North Dakota, Pacific)</b>				
Fri., Nov. 29	PACIFIC Cal Poly vs. North Dakota	EUGENE, ORE.	12 p.m. 2:30 p.m.	Pac-12 Networks
Sat., Nov. 30	NORTH DAKOTA Cal Poly vs. Pacific	EUGENE, ORE.	TBD TBD	Pac-12 Networks
Sun., Dec. 1	CAL POLY North Dakota vs. Pacific	EUGENE, ORE.	7 p.m. 4:30 p.m.	Pac-12 Networks
Sun., Dec. 8	at Mississippi	University, Miss.	2 p.m.	ESPNU
Sat., Dec. 14	vs. ILLINOIS	PORTLAND, ORE. (MODA CENTER)	6 p.m.	ESPN2
Tues., Dec. 17	UC IRVINE	EUGENE, ORE.	7:30 p.m.	Pac-12 Networks
Sat., Dec. 21	BRIGHAM YOUNG	EUGENE, ORE.	7:30 p.m.	Pac-12 Networks
Sun., Dec. 29	MORGAN STATE	EUGENE, ORE.	12 p.m.	Pac-12 Networks
Thurs., Jan. 2	at Utah *	Salt Lake City, Utah	5 p.m.	Pac-12 Networks
Sun., Jan. 5	at Colorado *	Boulder, Colo.	2 p.m.	FOX Sports 1
Thurs., Jan. 9	CALIFORNIA *	EUGENE, ORE.	8 p.m.	FOX Sports 1
Sun., Jan. 12	STANFORD *	EUGENE, ORE.	2 p.m.	FOX Sports 1
Sun., Jan. 19	at Oregon State *	Corvallis, Ore.	5 p.m.	ESPNU
Thurs., Jan. 23	at Washington *	Seattle, Wash.	8 p.m.	Fox Sports 1
Sun., Jan. 26	at Washington State *	Pullman, Wash.	4 p.m.	Pac-12 Networks
Thurs., Jan. 30	UCLA *	EUGENE, ORE.	6 p.m.	ESPN/ESPN2
Sat., Feb. 1	USC *	EUGENE, ORE.	5 p.m.	Pac-12 Networks
Thurs., Feb. 6	at Arizona *	Tucson, Ariz.	6 p.m.	ESPN/ESPN2
Sat., Feb. 8	at Arizona State *	Tempe, Ariz.	2 p.m.	Fox Sports 1
Sun., Feb. 16	OREGON STATE *	EUGENE, ORE.	12 p.m.	Fox Sports 1
Wed., Feb. 19	WASHINGTON *	EUGENE, ORE.	6 p.m.	ESPN2
Sun., Feb. 23	WASHINGTON STATE *	EUGENE, ORE.	6 p.m.	Pac-12 Networks
Thurs., Feb. 27	at UCLA *	Los Angeles, Calif.	6 p.m.	ESPN/ESPN2
Sat., March 1	at USC *	Los Angeles, Calif.	1 p.m.	Pac-12 Networks
Tues., March 4	ARIZONA STATE *	EUGENE, ORE.	8 p.m.	FOX Sports 1
Sat., March 8	ARIZONA *	EUGENE, ORE.	1 p.m.	CBS
<b>Pac-12 Tournament</b>				
March 12-15	Pac-12 Tournament	Las Vegas, Nev.	TBD	Pac-12 Networks/ FOX Sports 1

All times Pacific

\* Denotes Pac-12 game

Home games in CAPS



**MATTHEW  
KNIGHT ARENA**

# MATT ARENA



Matthew Knight Arena opened its doors on Jan. 13, 2011, to a sold-out crowd of 12,364 as the Oregon men's basketball christened the new palace with a 68-62 victory over USC. The building, named after the late son of NIKE Co-Founder Phil Knight, is located on the east side of UO's campus.

Officials broke ground on Matthew Knight Arena on Feb. 7, 2009, as the 420,000 square-foot masterpiece was constructed in less than two years. Matt Arena was erected to replace legendary McArthur Court, which opened on January 14, 1927. Known as one of the toughest venues in the country for opponents, Mac Court was the second-oldest on-campus arena still in use before Matthew Knight Arena opened its doors.

Also known as "The Pit," Sporting News named it the "the best gym in America" as sports writer and arena researcher Bill Kintner placed Mac Court his top five of college basketball arenas in America for its history, character, and atmosphere.

Mac Court was a passion incubator. The geometry of the place not only shoved fans close to amplify the intensity of emotion, it put fans on top of the action, making them feel like they were an integral part of the play on the floor, and able to usher their Ducks to victory through the force of their energy and collective will. Fans didn't just go to Mac Court to watch a game; fans went to live it.

To recreate the same passion and experience at Matthew Knight Arena, the new venue was fashioned with the same close connection to the student-athletes and the action; by making the fans feel like they are an integral part of the game.

Matthew Knight Arena is a monument to all Oregon fans and their common love for Oregon, and the exciting energy that happens when all join together to cheer for the Ducks.





## MATT ARENA

# MATT

## MATTHEW KNIGHT ARENA

There are several areas throughout the arena, including the club areas, team spaces and concessions that tie the Oregon brand together. Three major displays on the Concourse are the Anthem to the Fan, the Hero Graphics and the Shroud Wall. Each tells different parts of the story. The Shroud Wall is primarily about heritage, energy and progression.

Hero Graphics celebrate Oregon's great student-athletes and great moments--past and present. The Anthem to the Fan is about common devotion. Together, they express the sense of connection and ownership, the unique and proud heritage, the wild passion, and the unrelenting quest for more championships to come. This Land of the Tall Firs is a special place, inhabited by people who care more deeply about a team that fights even harder.

The unique floor design at Matthew Knight Arena is a nod to the Tall Firs, the nickname of Oregon's National Championship basketball squad in 1939. The one of its kind perspective is looking up from a clearing in the forest that celebrates Oregon's beautiful environment.

Kilkenny Floor is a homage to the family of former athletics director Pat Kilkenny. Three logos represent Heppner, Ore., with the Morrow County Courthouse; an interlocking UO with three shamrocks; and the beach/sunset of San Diego. These images honor the hometown of the Kilkenny's, the Irish pride and logo of Oregon during Pat's era as a student, and Pat's love of San Diego where he calls home today.

Matthew Knight Arena rivals Hass Pavilion for the tightest, steepest seating bowl in the Pac-12, and there are unobstructed sightlines to the total playing surface for all seats. The lower bowl of Matt Arena is closer to the floor and steeper than Mac Court. The West Endzone seating is as steep as code allows – over 36 degrees.


The center hung KnightVision boards are the largest (12'8" high and 18'11" high) and highest resolution (6mm) video boards on a scoreboard in an NCAA arena. Only the recently opened Amway Center (NBA Orlando Magic) has larger screens at this resolution.

In addition, Matt Arena has four hustle boards located at the corners of the seating bowl for game stats and 270 degree LED ribbon boards located at front of upper seating bowl.

There are two regulation-size basketball court and one regulation-size volleyball practice courts.

On the floor level, Matt Arena has spacious on-site athletic training and weight training facilities as well as a nutrition bar.

The men's basketball, women's basketball and volleyball team locker rooms and lounges also have state of the art technology for gamedays, practices and studying purposes.



# MATT ARENA

## MATTHEW KNIGHT ARENA FACTS

Matthew Knight Arena hopes to be the first LEED (Leadership in Energy and Environmental Design) Gold certified Arena in the NCAA. LEED provides standards to recognize Green buildings. A kiosk explaining Matthew Knight Arena's LEED features is located on the main concourse near the West entrance.

- There are four times as many toilets as in Mac Court with over 130 women's toilets, 65 men's toilets and 4 family toilets.
- The lower bowl of Matthew Knight Arena is closer to the floor and steeper than Mac Court.
- Over 50 Point of Sale lines are available to purchase food and beverage in 20 different locations.
- Over 200 TVs located in the arena and over 100 of these are located throughout the concourses.
- There are four loading dock bays with room underground to turn a 70" truck 360 degrees.
- The clean span roof trusses are over 260' long.

## CONSTRUCTION FACTS

- 1,890 employees worked at the site, each earning a wage during one of the worst economies in Oregon history
- 330,000 cubic yards of dirt were excavated (that's 30,000 dump truck loads)
- 50,000 cubic yards of rock
- 39,000 cubic yards of concrete were poured in the arena and the garage (that's 3,900 mixers full)
- 4,840 tons (over 9 million lbs.) of reinforcing steel was placed in the concrete
- 580,000 lbs. of precast concrete forms the seating bowl
- Over 2,900 tons of structural steel were placed
- Over 800,000 man hours

## BASKETBALL FLOOR

- A nod to the Tall Firs, the nickname of Oregon's National Championship Basketball team in the 1939.
- A unique perspective looking up from a clearing in the forest that celebrates Oregon's beautiful environment.
- Deep in the Woods - Where opponents will find themselves as they play Oregon in this new arena.
- The Oregon "O" combined with the Matt Arena Logo at center court.

## MATT ARENA LOGO

- Unique letter forms spell out "MATT" in a toothy grin reminiscing Matthew Knight as a child.
- A smile, and a Japanese-inspired Torii gate shape, (A Torii gate is a symbol of a sacred place in Japanese culture).
- Curved arena forms that connect the Oregon Graphic Identity with the heroic proportions of the arena architecture.



## TEAM RECORDS

Scoring.....	108 vs. Iowa, 3-18-2012
Scoring, One Half.....	61 vs. Iowa, 3-18-2012
Scoring, Two Teams.....	205, Oregon (108) vs. Iowa (97), 3-18-2012
Scoring, Two Teams, One Half.....	107, Oregon (61) vs. Iowa (46), 3-18-2012
Field Goals Made.....	38 vs. Texas-San Antonio, 11-29-2012
Field Goal Attempts.....	79 by Iowa, 3-18-2012
.....	(Oregon Record: 68 vs. Houston Baptist, 12-22-2012)
Field Goal Percentage.....	.633 vs. Texas-San Antonio (38-60), 11-29-2012
3-Point Field Goals Made.....	15 vs. Utah, 3-3-2012
3-Point Field Goal Attempts.....	33 vs. Utah, 3-3-2012
3-Point Field Goal Percentage.....	.667 (8-12) by Washington, 1-26-2013
.....	(Oregon Record: .636 (7-11) vs. Arizona, 1-10-2013)
Free Throws Made.....	28 vs. Eastern Washington, 11-17-2011;
.....	28 vs. UCLA, 1-21-2012
Free Throw Attempts.....	44 vs. Eastern Washington, 11-17-2011
Free Throw Percentage.....	.933 vs. Arizona State (14-15), 1-13-2013
Rebounds.....	.52 vs. Houston Baptist, 12-12-2012
Fouls.....	31 vs. Eastern Washington, 11-17-2011
.....	(Oregon Record: 26 vs. Oregon State, 1-29-2012)
Fouls, Two Teams.....	48, Oregon (21) vs. Washington (27), 1-26-2013
Assists.....	26 vs. Iowa, 3-18-2012
Turnovers.....	24, 4 times (last vs. Washington, 1-26-2013)
Blocks.....	10 vs. Oregon State, 1-29-2012
Steals.....	14 vs. Jacksonville State, 11-19-2012;
.....	14 vs. Texas-San Antonio, 11-29-2012;
.....	14 vs. Arkansas-Pine Bluff, 12-1-2012

## INDIVIDUAL RECORDS

Scoring.....	31, Josh Owens, Stanford, 2-26-2011;
.....	31, Roy Devyn Marble, Iowa, 3-18-2012;
.....	31, Roberto Nelson, Oregon State, 2-28-2013
.....	(Oregon Record: 30, Devoe Joseph vs. Colorado, 3-1-2012;
.....	30, Devoe Joseph vs. Stanford, 1-5-2012)
Field Goals Made.....	12, Jjsh Owens, Stanford, 2-26-2011
.....	(Oregon Record: 11, Devoe Joseph vs. Colorado, 3-1-2012;
.....	11, Devoe Joseph vs. Louisiana State, 3-13-2012)
Field Goal Attempts.....	23, Maurice Jones, USC, 1-19-2012
.....	(Oregon Record: 17, Joevan Catron vs. Creighton, 4-1-2011;
.....	17, Devoe Joseph vs. Louisiana State, 3-13-2012)
Field Goal Percentage (Min. 5 att.).....	.900 (9-10), E.J. Singler vs. Iowa, 3-18-2012
3-Point Field Goals Made.....	7, Roy Devyn Marble, Iowa, 3-18-2012
.....	(Oregon Record: 6, Jay-R Strowbridge vs. Oregon State, 2-19-2011;
.....	6, Johnathan Loyd vs. Texas-El Paso, 11-29-2011)
3-Point Field Goal Attempts.....	14, Scott Bamforth, Weber State, 3-16-2011
.....	(Oregon Record: 9, four times)
3-Point Field Goal Percentage (Min. 5 att.).....	.875 (7-8), Roy Devyn Marble, Iowa, 3-18-2012
Free Throws Made.....	16, E.J. Singler vs. UCLA, 1-21-2012
Free Throw Attempts.....	17, E.J. Singler vs. UCLA, 1-21-2012
Free Throw Percentage (Min 5 att.).....	1.000 (9-9), Justin Hamilton, Louisiana State (3-13-12)
Free Throw Percentage (Min. 10 att.).....	.941 (16-17), E.J. Singler vs. UCLA, 1-21-2012
Rebounds.....	18, Arsalan Kazemi vs. California, 2-21-2013
Assists.....	13, Malcolm Armstead vs. Oregon State, 2-19-2011
Turnovers.....	8, Tevin Hammond, Arkansas-Pine Bluff, 12-1-2012;
.....	8, Justin Cobbs, California, 2-21-2013
.....	(Oregon Record: 7 by E.J. Singler vs. Washington, 1-26-2013;
.....	7 by E.J. Singler vs. Nevada, 12-31-2012)
Blocks.....	5, Tony Woods vs. Portland State, 12-12-2011;
.....	5, Tony Woods vs. Jacksonville State, 11-19-2012
Steals.....	5, 11 times, last by Arsalan Kazemi vs. Stanford, 2-23-2013

(Oregon Best in Parentheses)





**THE  
PLAYERS**



# #2 ARIK ARMSTEAD

RS-FRESHMAN | FORWARD | 6-8 | 280 | SACRAMENTO, CALIF.

PLEASANT GROVE HS

## 2012-13 | FRESHMAN SEASON

Redshirted the basketball season ... As a true freshman, played in all 13 football games for Oregon's Fiesta Bowl champion Ducks ... Defensive lineman had 26 tackles, two tackles-for-loss and a half a sack.

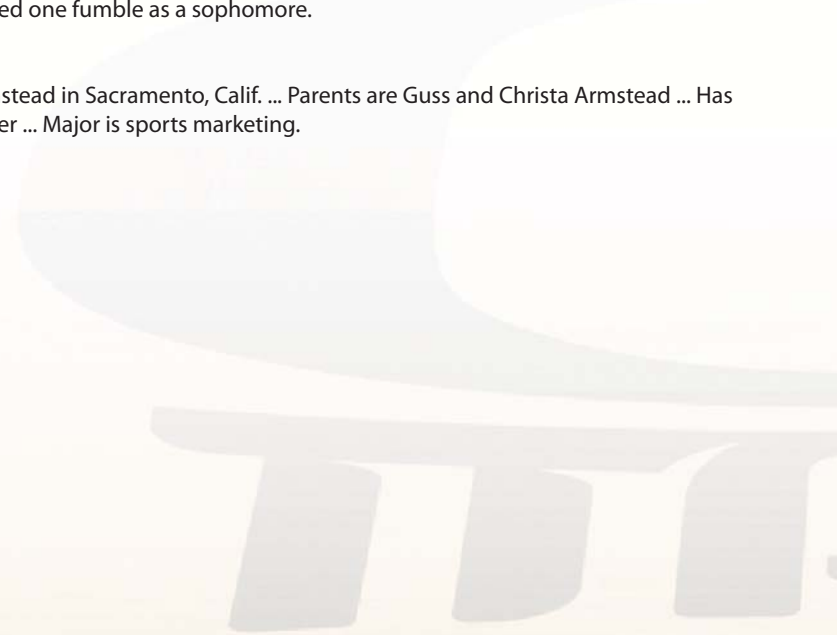
## HIGH SCHOOL

A three-year starter in basketball at Pleasant Grove High School ... Graduated early from PGHS and enrolled at Oregon for the 2012 Spring quarter ... Entered senior season listed at No. 3 in NorCalPrep.com's Top 40 boys basketball rankings for Class of 2012 ... Averaged 10 points and 10 rebounds per game as a senior before cutting short his prep career to focus on collegiate football ... Received All-Delta River League recognition as a junior ... Averaged 16 points and 10 rebounds per game in 2010-11 ... Also an accomplished football player ... A two-way standout on the defensive and offensive lines for head coach Joe Cattolico at Pleasant Grove HS ... Selected to the U.S. Army All-American game and a member of the 2012 *Parade* All-America team ... Tallied 42 tackles, 3.5 sacks and broke up three passes in his final prep campaign, helping lead the Eagles to the California Sac-Joaquin Section Division I championship game ... Named to Cal-Hi Sports all-state first team as an offensive lineman ... 2011 Sac-Joaquin Section first-team offensive lineman ... Recorded 45 tackles, two sacks, two pass breakups, one blocked punt and one blocked field goal as a junior ... Named All-NorCal First Team selection on the offensive line, as well as first-team All-Metro by the *Sacramento Bee* during junior campaign ... Named Delta River League Lineman of the Year in 2010 ... Posted 39 tackles, two sacks, four pass breakups and recovered one fumble as a sophomore.

## PERSONAL

Born Aric Kristian Armstead in Sacramento, Calif. ... Parents are Guss and Christa Armstead ... Has two brothers, one sister ... Major is sports marketing.

RETURNERS



DEEP IN TI





FIGHTING  
0  
DUCKS



# #1 DOMINIC ARTIS

SOPHOMORE | GUARD | 6-1 | 186 | OAKLAND, CALIF.

FINDLAY PREP

### CAREER HIGHS

Points	16	Portland State (11-12-12)
	16	UT-San Antonio (11-29-12)
Field Goals Made	7	UT-San Antonio (11-29-12)
Field Goal Attempts	23	at Texas-El Paso (12-19-12)
3-Point FG Made	4	Portland State (11-12-12)
3-Point FG Attempts	8	Portland State (11-12-12)
	8	at Texas-El Paso (12-19-12)
Free Throws Made	6	Arkansas-Pine Bluff (12-1-12)
Free Throw Attempts	6	4 times
Rebounds	6	at UNLV (11-21-12)
Assists	6	4 times
Turnovers	5	Northern Arizona (11-10-12)
	5	at Texas-El Paso (12-19-12)
Blocked Shots	1	6 times
Steals	5	Arkansas-Pine Bluff (12-1-12)
Minutes	45	at Texas-El Paso (12-19-12)

### 2012-13 | FRESHMAN SEASON

Appeared in 28 season games, making 25 starts during his first season in Eugene ... Led team in assists, averaging 3.2 per game ... Had a high of six assists four times, including both games of an impressive road sweep at UCLA and USC ... Had a pair of double-digit scoring games in the NCAA Tournament, netting 13 points in the opening round win versus Oklahoma State and 12 in the Sweet 16 game with Louisville ... Scored at least 10 points in four out of his first five collegiate games ... Scored a career-high 16 points against Portland State on Nov. 12 and matched that total on Nov. 29 in Oregon's triple-overtime loss at UTEP ... Scored 14 points with those six assists in Oregon's victory at UCLA on Jan. 19 ... Averaged 8.5 points per game ... Ranked sixth in the Pac-12 with 1.6 steals per game ... Season best five steals against Arkansas-Pine Bluff ... Missed nine games during the middle of the conference season due to injury.

### HIGH SCHOOL

Played senior season at Findlay Prep in Henderson, Nev. ... Helped lead the Pilots to a 32-1 record and an ESPNHS National High School Invitational title in 2011-12 ... Averaged 14.5 points, 4.6 rebounds, 4.4 assists and 2.5 steals per game as a senior ... Led the team in steals and ranked second on the team in assists ... Shot 52.7 percent on field goals and 33.7 percent on 3-pointers ... Also a 78.1 percent shooter from the free throw line ... Named to the 2012 HoopHall Classic All-Tournament Second Team ... An all-tournament selection at the 2012 Good Samaritan Flyin' To The Hoop Basketball Invitational ... Voted Inspirational Player of the Game in Findlay Prep's 73-61 win over cross-town rival Bishop Gorman High School in the 2012 Big City Showdown ... Played freshman through junior seasons at Salesian High School in Richmond, Calif. ... Averaged 14 points and 4.1 assists per game as a junior at SHS ... As a freshman in 2009, helped lead SHS to California's Division IV state title ... Played AAU basketball for the Oakland Soldiers.

### PERSONAL

Born Dominic J. Artis in San Francisco, Calif. ... Parents are Greg and Tamara Davis ... Major is business administration.



**YEAR-BY-YEAR CAREER STATISTICS**

Year	GP	GS	Min	Avg	FG	FGA	Pct	3FG	FGA	Pct	FT	FTA	Pct	Off	Def	Reb	Avg	PF	FO	Ast	TO	Blk	Stl	Pts	Avg
2012-13	28	25	666	23.8	84	226	.372	34	95	.358	36	53	.679	13	48	61	2.2	50	0	90	68	7	43	238	8.5
<b>TOTAL</b>	<b>28</b>	<b>25</b>	<b>666</b>	<b>23.8</b>	<b>84</b>	<b>226</b>	<b>.372</b>	<b>34</b>	<b>95</b>	<b>.358</b>	<b>36</b>	<b>53</b>	<b>.679</b>	<b>13</b>	<b>48</b>	<b>61</b>	<b>2.2</b>	<b>50</b>	<b>0</b>	<b>90</b>	<b>68</b>	<b>7</b>	<b>43</b>	<b>238</b>	<b>8.5</b>

# #20 WAVERLY AUSTIN

SENIOR | CENTER | 6-11 | 257 | FREDERICKSBURG, VA.

PROGRESSIVE CHRISTIAN ACADEMY / PALM STATE BEACH COLLEGE



## CAREER HIGHS

Points	10	UT-San Antonio (11-29-12)
Field Goals Made	4	Portland State (11-12-12)
	4	UT-San Antonio (11-29-12)
Field Goal Attempts	8	Vanderbilt (11-16-12)
3-Point FG Made	0	
3-Point FG Attempts	0	
Free Throws Made	4	Houston Baptist (12-22-12)
Free Throw Attempts	8	Houston Baptist (12-22-12)
Rebounds	9	Houston Baptist (12-22-12)
Assists	2	Portland State (11-12-12)
Turnovers	5	Northern Arizona (11-10-12)
Blocked Shots	3	Arizona (1-10-13)
	3	Washington (1-26-13)
Steals	3	Arizona (1-10-13)
Minutes	21	Portland State (11-12-12)

## 2012-13 | JUNIOR SEASON

Played in 35 season games and started against UT-San Antonio on Nov. 29 ... Ranked second on the squad with 29 blocks ... Scored a career-high 10 points against UT-San Antonio ... Impressive game Jan. 10 against Arizona with three blocked shots and three steals to go along with six points ... Grabbed a career-high nine rebounds against Houston Baptist on Dec. 22 ... Played a career-best 21 minutes in his second game as a Duck on Nov. 12 against Portland State ... Saw action in all three of Oregon's NCAA Tournament games ... Had six point and four boards in Oregon's Pac-12 Tournament semifinal win over Utah.

## BEFORE OREGON

Averaged 18 points, 10 rebounds and 3 blocks per game as a sophomore in 2011-12 at Palm Beach State College in Lake Worth, Fla. ... Shot 59% from the field and 82% from the free throw line... Made the first team of the 2012 NJCAA Men's All American Team ... Voted Player of the Year in the Southern Conference... Named Preseason Junior College Player of the Year... Named Florida Junior College Player of the Year... Ranked No. 3 overall junior college player and No. 1 center by jucojunction.com ... as a freshman, made his debut leading the way with 19 points in the annual Battle By The Beach Classic ... Led the way with 32 points, 13 rebounds and eight blocks against Daytona State for the first 2010-11 season away game win ... Had 23 points and 10 rebounds in a win against FSC ... Scored 16 points and had a team-high nine rebounds in win over No. 7 Santa Fe ... Had 19 rebounds and collected a career-high 34 points in a win over Indian River ... Had a double-double with 20 points and 13 rebounds in win against Miami Dade... Named first-team All-Southern Conference and first-team all-region.

## HIGH SCHOOL

Attended Progressive Christian Academy in Temple Hills, Md. ... Prior to that, averaged 3.3 points per game as a 6-6 sophomore at Frederickburg's Courtland High School before growing another five inches ... Member of Delaware Team Takeover AAU Team ... Participated in Reebok All-American Camp.

## PERSONAL

Born Waverly S. Austin in Fredricksburg, Va. ... Mother is Ilona Austin ... Has one brother, David ... Major is sociology.





**YEAR-BY-YEAR CAREER STATISTICS**

Year	GP	GS	Min	Avg	FG	FGA	Pct	3FG	FGA	Pct	FT	FTA	Pct	Off	Def	Reb	Avg	PF	FO	Ast	TO	Blk	Stl	Pts	Avg
2012-13	35	1	384	11.0	44	98	.449	0	0	.000	21	38	.553	40	54	94	2.7	57	0	7	34	29	13	109	3.1
<b>TOTAL</b>	<b>35</b>	<b>1</b>	<b>384</b>	<b>11.0</b>	<b>44</b>	<b>98</b>	<b>.449</b>	<b>0</b>	<b>0</b>	<b>.000</b>	<b>21</b>	<b>38</b>	<b>.553</b>	<b>40</b>	<b>54</b>	<b>94</b>	<b>2.7</b>	<b>57</b>	<b>0</b>	<b>7</b>	<b>34</b>	<b>29</b>	<b>13</b>	<b>109</b>	<b>3.1</b>

# #32 BEN CARTER

SOPHOMORE | FORWARD | 6-8 | 220 | LAS VEGAS, NEV.

BISHOP GORMAN HS



## CAREER HIGHS

Points	12	at UNLV (11-21-12)
Field Goals Made	5	at Colorado (3-7-13)
Field Goal Attempts	7	Houston Baptist (12-22-12)
3-Point FG Made	0	
3-Point FG Attempts	0	
Free Throws Made	6	at UNLV (11-21-12)
	6	Houston Baptist (12-22-12)
Free Throw Attempts	6	3 times
Rebounds	8	Houston Baptist (12-22-12)
Assists	2	4 times
Turnovers	2	5 times
Blocked Shots	4	Oregon State (2-28-13)
Steals	3	Jacksonville State (11-19-12)
Minutes	23	at UNLV (11-21-12)

## 2012-13 | FRESHMAN SEASON

Appeared in all 37 games for the Ducks as a freshman ... Averaged 2.4 points and 2.3 rebounds per game ... Scored a career-high 12 points at UNLV - in his hometown of Las Vegas - on Nov. 23 ... Grabbed eight rebounds and finished a perfect 6-for-6 from the free throw line against Houston Baptist on Dec. 22 ... Blocked four shots versus Oregon State ... Scored 10 points at Colorado on March 7..

## HIGH SCHOOL

Played prep basketball at Bishop Gorman High School in Las Vegas, Nev. ... Sat most of senior season with an injury ... Averaged 10.1 points and 7.4 rebounds per game as a senior ... Was a third-team all-state selection and an all-conference honoree in 2011-12 ... Averaged 12.5 points and 8.5 rebounds per outing as a junior ... Also earned all-state and all-conference recognition following junior season ... Helped lead BGHS to a 25-6 overall record in 2010-11 ... A member of the BGHS squad that won a state title during his sophomore season (playing alongside current UO player Johnathan Loyd) ... Prep coach was Grant Rice ... Played AAU basketball for the Las Vegas Lakers under the direction of head coach (and father) Mike Carter .

## PERSONAL

Born Ben Joshua Carter in Tel Aviv, Israel ... Son of Mike and Hadar Carter ... Major is economics.

RETURNERS



DEEP IN TI





**YEAR-BY-YEAR CAREER STATISTICS**

Year	GP	GS	Min	Avg	FG	FGA	Pct	3FG	FGA	Pct	FT	FTA	Pct	Off	Def	Reb	Avg	PF	FO	Ast	TO	Blk	Stl	Pts	Avg
2012-13	37	0	383	10.4	27	70	.386	0	0	.000	35	42	.833	35	50	85	2.3	52	0	20	21	13	20	89	2.4
<b>TOTAL</b>	<b>37</b>	<b>0</b>	<b>383</b>	<b>10.4</b>	<b>27</b>	<b>70</b>	<b>.386</b>	<b>0</b>	<b>0</b>	<b>.000</b>	<b>35</b>	<b>42</b>	<b>.833</b>	<b>35</b>	<b>50</b>	<b>85</b>	<b>2.3</b>	<b>52</b>	<b>0</b>	<b>20</b>	<b>21</b>	<b>13</b>	<b>20</b>	<b>89</b>	<b>2.4</b>



# #21 DAMYEEN DOTSON

SOPHOMORE | GUARD | 6-5 | 209 | HOUSTON, TEXAS

YATES HS

## 2012-13 | FRESHMAN SEASON

Started 36 of Oregon's 37 games ... Ranked second on the team in scoring (11.4 ppg) and fourth in rebounding (3.5 rpg) ... Was named to the 2013 Kyle Macy Freshman All-America Team ... A Pac-12 All-Tournament team selection after averaging 14.7 points per game for the tournament champions ... Selected to the Pac-12 All-Freshman team following the regular season ... A finalist for the Team USA U19 team ... Scored a season high 23 points against Saint Louis in the NCAA Round of 32, hitting 5-of-6 three-pointers ... Connected on eight field goals and scored 21 points against Oregon State on Jan. 6 ... Grabbed a career-best nine rebounds against Washington State on Jan. 23 ... Scored in double figures 22 times, including six straight to end the season ... Shot 33 percent from behind the arc (47-of-143).

## HIGH SCHOOL

Played prep basketball at Jack Yates High School in Houston, Texas ... Averaged 21 points and five rebounds per game as a senior ... Named 2012 Greater Houston Player of the Year by the *Houston Chronicle* ... Selected as 4A All-State, All-Region 3 and All-District 21 in his senior season ... Named team captain in 2011-12 ... Led JYHS to the 4A state title game scoring 23 points in a losing effort ... Registered 26 points in the semifinal round of the state tourney to send JYHS to the title game ... Averaged 18 points and six rebounds as a junior ... Recognized as the District 21 Newcomer of the Year ... Also an all-district performer as a junior ... Member of JYHS team that was a consensus No. 1 ranked prep team in the nation in 2009-10 ... Helped lead JYHS to a state title as a sophomore ... Played prep basketball for Greg Wise ... Played AAU basketball for Houston Hoops under the direction of coach Byron Gibson.

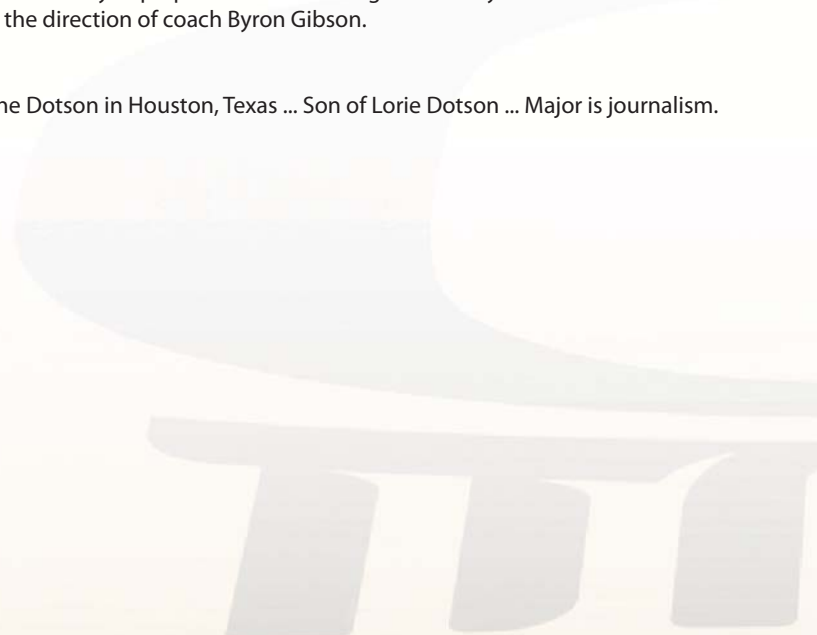
## PERSONAL

Born Damyeen Da'Kethe Dotson in Houston, Texas ... Son of Lorie Dotson ... Major is journalism.

## CAREER HIGHS

Points	23	vs. Saint Louis (3-23-13)
Field Goals Made	8	4 times
Field Goal Attempts	18	at UNLV (11-23-12)
3-Point FG Made	5	vs. Saint Louis (3-23-13)
3-Point FG Attempts	9	vs. Oklahoma State (3-21-13)
Free Throws Made	5	at UCLA (1-19-13)
	5	Utah (2/9/13)
Free Throw Attempts	6	at UCLA (1-19-13)
Rebounds	9	Washington State (1-23-13)
Assists	3	3 times
Turnovers	5	at Texas-El Paso (12-19-12)
Blocked Shots	1	5 times
Steals	3	Portland State (11-12-12)
	3	at Texas-El Paso (12-19-12)
Minutes	42	at Texas-El Paso (12-19-12)

RETURNERS



DEEP IN TI





**YEAR-BY-YEAR CAREER STATISTICS**

Year	GP	GS	Min	Avg	FG	FGA	Pct	3FG	FGA	Pct	FT	FTA	Pct	Off	Def	Reb	Avg	PF	FO	Ast	TO	Blk	Stl	Pts	Avg
2012-13	37	36	1031	27.9	163	371	.439	47	143	.329	47	65	.723	32	98	130	3.5	42	0	33	51	5	34	420	11.4
<b>TOTAL</b>	<b>37</b>	<b>36</b>	<b>1031</b>	<b>27.9</b>	<b>163</b>	<b>371</b>	<b>.439</b>	<b>47</b>	<b>143</b>	<b>.329</b>	<b>47</b>	<b>65</b>	<b>.723</b>	<b>32</b>	<b>98</b>	<b>130</b>	<b>3.5</b>	<b>42</b>	<b>0</b>	<b>33</b>	<b>51</b>	<b>5</b>	<b>34</b>	<b>420</b>	<b>11.4</b>

# #10 JOHNATHAN LOYD

SENIOR | GUARD | 6-3 | 163 | LAS VEGAS, NEV.

BISHOP GORMAN HS



## CAREER HIGHS

Points	24	Texas-El Paso (11-29-11)
Field Goals Made	8	Texas-El Paso (11-29-11)
	8	vs. UCLA (3-16-13)
Field Goal Attempts	14	vs. UCLA (3-16-13)
3-Point FG Made	6	Texas-El Paso (11-29-11)
3-Point FG Attempts	8	Missouri (12-02-10)
Free Throws Made	8	vs. Utah (3-15-13)
Free Throw Attempts	10	Washington (1-26-13)
Rebounds	6	2 times
Assists	9	Stanford (2-23-13)
Turnovers	6	Colorado (2-7-13)
Blocked Shots	1	3 times
Steals	5	California (2-21-13)
Minutes	43	at Washington State (2-16-13)

## CAREER NOTES

Dana Altman's first recruit enters senior season ranked ninth at Oregon in career steals (116) and 11th in career assists (297) ... Has played in 110 career games, and needs 33 appearances in 2013-14 to become the Ducks' career leader in that category (E.J. Singler, 142) ... Also could become the winningest player in school history; has played in 73 Duck victories through three seasons ... Needs to take the floor for 17 more wins to pass E.J. Singler (89).

## 2012-13 | JUNIOR SEASON

Pac-12 Tournament Most Outstanding Player ... Appeared in all 37 games and made 16 starts ... Scored a season-high 19 points in the Pac-12 Tournament final against UCLA en route to being named the tournament's Most Outstanding Player ... Averaged 5.0 points per game and 2.9 assists per game ... Ranked ninth in the Pac-12 with 1.38 steals per outing ... Scored in double figures in six of Oregon's last 13 games ... Dished out a career best nine assists in a Feb. 23 win over Stanford ... Great weekend against the Bay Area schools also included a career best five steals against California on Feb. 21 ... Set career season bests in points (186), assists (107), steals (51) and minutes (818).

## 2011-12 | SOPHOMORE SEASON

Played in all 34 games, a starter in 11 of those outings ... Led the team in total assists (100) ... Ranked third on the team in steals (31) ... Averaged 3.3 ppg and 1.4 rpg in playing 17.2 mpg ... Scored in double-figures once ... One of six different UO players to shoot better than 70 percent from the free throw line (.702) ... Had four assists and zero turnovers in 19 minutes vs. Utah on March 3 ... Had team-high six assists (1 TO) in 18 minutes Jan. 12 at Arizona State ... Scored nine points in a career-high 33 minutes Dec. 22 vs. Stephen F. Austin ... Matched a career-high with

three steals Dec. 12 vs. Portland State ... Tallied career highs in points (24), field goals made (8), 3-pointers made (6) Nov. 29 vs. UTEP ... Matched a career-best with three steals Nov. 20 vs. SE Missouri State ... Had nine points and matched a career-high with three steals Nov. 17 vs. Eastern Washington ... Matched a career-high with eight assists (three TOs) and grabbed five rebounds Nov. 11 at No. 7 Vanderbilt.

## 2010-11 | FRESHMAN SEASON

Played in all 39 games, a starter in 16 ... Averaged 4.7 points and 1.9 rebounds per game ... Ranked second on the team in assists (2.3 apg), while ranking fourth in steals (0.9 spg) and free throw percentage (.737, 42-of-57) ... Led the team in scoring once, reaching double figures on six occasions ... Led the team in assists 10 times ... Had 10 points and five assists against Creighton in March 28 CBI finals game ... Scored 11 points off the bench Feb. 26 against Stanford ... Matched a career-high with six rebounds Feb. 3 against Washington State ... Had 12 points, five rebounds and matched a career-high with three steals in Jan. 13 home win over USC ... Scored 11 points Jan. 8 against Washington State ... Had eight points and team-best seven assists (one turnover) in Dec. 11 home win over Willamette ... Scored career-high 15 points (5-of-10 on field goals) in Dec. 2 game with Missouri ... Grabbed career-high six rebounds in Dec. 5 home win over Portland State ... Had 10 points and career-best three steals in 24 minutes off the bench Nov. 27 against Duke ... Scored nine points (3-of-4 shooting) in Nov. 23 home win over Texas Southern ... Had eight assists (zero turnovers) in Nov. 12 home win over North Dakota State.

## HIGH SCHOOL

Led Bishop Gorman High School to 102 wins in four seasons ... Earned Nevada Gatorade Player of the Year recognition as a senior ... Also named 2009-10 Class 4A Boys Basketball Player of the Year according to the *Las Vegas Review Journal* ... Guided BGHS to a 30-2 record and a second consecutive Class 4A state championship as a senior ... Averaged 14.0 points, 8.2 assists and 3.3 steals per game in his final prep season ... Led BGHS to a 69-48 victory over Canyon Springs in the championship game ... Bishop Gorman High ranked as high as No. 12 nationally in the 2009-10 *USA Today* prep basketball polls ... Earned most valuable player recognition at the 2009 Beach Ball Classic in Myrtle Beach, S.C. ... Contributed 17 points and four steals in leading BGHS past Columbia (Decatur, Ga.), 54-52, in the tourney title game ... Averaged 14.2 points and 6.0 assists per game as a junior ... Sank game-winning free throw in the 2008-09 state title game against Palo Verde High, a game the Gaels won 56-55 ... Played AAU basketball for the Las Vegas Prospects under head coach Anthony Brown ... Was also an accomplished prep football player, leading BGHS to a 4A state title as a senior ... Named first-team all-state as a return man in 2009, taking five punts back for touchdowns, while also averaging 32.6 yards per kick return.

## PERSONAL

Born Johnathan Michael Loyd in Las Vegas, Nev. ... Parents are Michael and Pamela Loyd ... Major is economics.

RETURNERS






**YEAR-BY-YEAR CAREER STATISTICS**

<i>Year</i>	<i>GP</i>	<i>GS</i>	<i>Min</i>	<i>Avg</i>	<i>FG</i>	<i>FGA</i>	<i>Pct</i>	<i>3FG</i>	<i>FGA</i>	<i>Pct</i>	<i>FT</i>	<i>FTA</i>	<i>Pct</i>	<i>Off</i>	<i>Def</i>	<i>Reb</i>	<i>Avg</i>	<i>PF</i>	<i>FO</i>	<i>Ast</i>	<i>TO</i>	<i>Blk</i>	<i>Stl</i>	<i>Pts</i>	<i>Avg</i>
2010-11	39	16	746	19.1	61	190	.321	21	79	.266	42	57	.737	10	64	74	1.9	92	3	90	52	1	34	185	4.7
2011-12	34	11	589	17.3	34	100	.340	12	41	.293	33	47	.702	4	44	48	1.4	57	1	100	46	0	31	113	3.3
2012-13	37	16	818	22.1	61	166	.367	22	71	.310	42	63	.667	4	54	58	1.6	75	0	107	71	5	51	186	5.0
<b>TOTAL</b>	<b>110</b>	<b>43</b>	<b>2153</b>	<b>19.6</b>	<b>156</b>	<b>456</b>	<b>.342</b>	<b>55</b>	<b>191</b>	<b>.288</b>	<b>117</b>	<b>167</b>	<b>.701</b>	<b>18</b>	<b>162</b>	<b>180</b>	<b>1.6</b>	<b>224</b>	<b>4</b>	<b>297</b>	<b>169</b>	<b>6</b>	<b>116</b>	<b>484</b>	<b>4.4</b>

# #4 NICHOLAS LUCENTI

SENIOR | GUARD | 6-2 | 205 | LOS ANGELES, CALIF.

LOYOLA HS



## CAREER HIGHS

Points	4	Idaho State (12-8-12)
Field Goals Made	2	Idaho State (12-8-12)
Field Goal Attempts	4	Utah (3-3-12)
3-Point FG Made	0	
3-Point FG Attempts	3	Utah (3-3-12)
Free Throws Made	1	Texas Southern (11-23-10)
Free Throw Attempts	2	Texas Southern (11-23-10)
Rebounds	1	3 times
Assists	1	4 times
Turnovers	1	Louisiana State (3-13-12)
Blocked Shots	0	
Steals	1	Idaho State (12-8-12)
Minutes	6	SE Missouri State (11-20-11)

## 2012-13 | JUNIOR SEASON

Appeared in seven games during the season, including the NCAA Tournament win over Saint Louis ... Scored a career-high four points against Idaho State on Dec. 8 ... Grabbed one rebound against Arkansas Pine Bluff (Dec. 1) and Idaho State. 2011-12 ... Also had an assist versus Arkansas-Pine Bluff.

## 2011-12 | SOPHOMORE SEASON

Played in five games ... Had one assist March 13 vs. LSU ... Took four field goal attempts and played three minutes March 3 vs. Utah ... Saw two minutes of action Dec. 29 at Washington State ... Played two minutes Dec. 20 vs. NC Central ... Played six minutes and recorded a rebound and an assist against SE Missouri State on Nov. 20.

## 2010-11 | FRESHMAN SEASON

Played in five games ... Scored one point in Nov. 23 home win over Texas Southern.

## HIGH SCHOOL

A two-year letterwinner for coach Jamal Adams at Loyola High School in Los Angeles, Calif. ... Named team captain as a senior ... Also a varsity football player at Loyola.

## PERSONAL


Born Nicholas Paul Lucenti in Torrance, Calif. ... Parents are Robert and Monica Lucenti ... Grandson of current Oregon women's basketball coach, and former NBA champion coach, Paul Westhead ... Major is general social science.

RETURNERS

DEEP IN TI







**YEAR-BY-YEAR CAREER STATISTICS**

Year	GP	GS	Min	Avg	FG	FGA	Pct	3FG	FGA	Pct	FT	FTA	Pct	Off	Def	Reb	Avg	PF	FO	Ast	TO	Blk	Stl	Pts	Avg
2010-11	5	0	8	1.6	0	2	.000	0	1	.000	1	2	.500	0	0	0	0.0	1	0	0	0	0	0	1	0.2
2011-12	5	0	14	2.8	0	6	.000	0	4	.000	0	0	.000	1	0	1	0.2	1	0	2	1	0	0	0	0.0
2012-13	7	0	15	2.1	2	4	.500	0	2	.000	0	0	.000	2	0	2	0.3	1	0	2	0	0	1	4	0.6
<b>TOTAL</b>	<b>17</b>	<b>0</b>	<b>37</b>	<b>2.2</b>	<b>2</b>	<b>12</b>	<b>.167</b>	<b>0</b>	<b>7</b>	<b>.000</b>	<b>1</b>	<b>2</b>	<b>.500</b>	<b>3</b>	<b>0</b>	<b>3</b>	<b>0.2</b>	<b>3</b>	<b>0</b>	<b>4</b>	<b>1</b>	<b>0</b>	<b>1</b>	<b>5</b>	<b>0.3</b>



# #15 JALIL ABDUL-BASSIT

JUNIOR | GUARD | 6-4 | 187 | ANCHORAGE, ALASKA

EAST HS / MONROE COLLEGE / NORTH IDAHO COLLEGE

## BEFORE OREGON

An honorable mention all-American and an all-Region first team pick as a sophomore for North Idaho College in 2012-13, averaging 13.0 points and 2.7 rebounds per game ... Shot 45.4 percent from the field (132-291) and 38.5 percent from three-point range (52-135), as well as 81.1 percent at the free throw line (86-106) ... Played his freshman season (2011-12) at Monroe College in New Rochelle, N.Y., appearing in 31 of 37 games for the Mustangs, who finished fifth at that year's NJCAA tournament ... averaged 2.6 points per game at Monroe.

## HIGH SCHOOL

Won a state championship at Anchorage's West High School as a junior and was an all-state player at East High School as a senior ... averaged 14 points per game as a junior (2009-10) for coach Chuck White, the winningest basketball coach in Alaska history, in earning all-conference and all-region honors ... Netted 27 points per game for coach Fred Young as a senior (2010-11) in becoming an all-state second team selection.

## PERSONAL

Born Jalil A. Abdul-Bassit in Anchorage, Alaska ... Father is Claude "Muff" Butler ... Father also played basketball at North Idaho, where he was an all-American as a sophomore, and then went on to star at the University of New Orleans ... They are the first father-and-son Division I scholarship basketball players from the state of Alaska ... Older sister Jelila Abdul-Bassit played basketball at Maryland-Eastern Shore ... Major is undeclared.



# #13 RICHARD AMARDI

RS-SENIOR | FORWARD | 6-8 | 224 | TORONTO, ONT.

WINSTON CHURCHILL HS / WEATHERFORD C.C. / INDIAN HILLS C.C.

## BEFORE OREGON


Averaged 8.6 points and 5.2 rebounds at Indian Hills Community College in Iowa during the 2012-13 season, as the school went 26-4 ... Started college career at Weatherford Junior College in Texas ... Redshirted 2009-10 before averaging 13.4 points and 9.7 rebounds in 12 games for the 2010-11 season ... Shot 55 percent from the field. ... Returned to Canada and did not play in 2011-12 due to visa issues prior to enrolling at Indian Hills.

## HIGH SCHOOL

Played for Toronto's Winston Churchill High School before a prep season at God's Academy in Texas (2008-09), where he was a three-star recruit according to Rivals.

## PERSONAL

Born Richard L. Amardi in Toronto, Canada ... Parents are Maxwell and Elizabeth Amardi ... Major is sociology.



# #12 JASON CALLISTE

RS-SENIOR | GUARD | 6-2 | 171 | SCARBOROUGH, ONT.

QUALITY EDUCATION ACADEMY / DETROIT

## CAREER HIGHS

Points	27	at Youngstown State (1-10-13)
Field Goals Made	10	at Youngstown State (1-10-13)
Field Goal Attempts	17	Toledo (12-5-12)
3-Point FG Made	6	Concordia (11-18-11)
	6	at Youngstown State (1-10-13)
3-Point FG Attempts	10	3 times
Free Throws Made	12	Green Bay (1-5-13)
Free Throw Attempts	12	Green Bay (1-5-13)
Rebounds	9	at Bowling Green (11-22-11)
Assists	10	at Illinois-Chicago (3-2-13)
Turnovers	5	3 times
Blocked Shots	2	Cleveland State (12-3-11)
Steals	5	Lake Erie (11-11-11)
	5	Milwaukee (2-10-12)
Minutes	40	5 times

## BEFORE OREGON

Scored more than 1,000 points during three seasons at Detroit ... Career average of 11.1 points per game in 100 contests for the Titans ... Started 92 times in 100 games ... team captain was third on the team in scoring (14.4) as a junior (2012-13) and led the Titans with 73 3-pointers ... averaged 3.3 assists, 3.1 rebounds, and 1.3 steals ... his 36.6 three-point field goal percentage tied for the best on the team, while his 83.4 shooting percentage at the free throw line was second on the team and sixth in the Horizon League ... scored in double figures in 25 of the 33 games ... finished with 19 points, four assists and three steals in the NIT game versus Arizona State ... had 17 points, five assists and one steal in the Horizon League Semifinals against Wright State ... recorded first career double-double with 18 points and 10 assists at Illinois-Chicago ... scored a career-high 27 points with seven assists, six rebounds, and three steals at Youngstown State ... was awarded the Most Courageous Award at the end of the year banquet ... as a sophomore (2011-12) ranked fifth on the squad in scoring (10.2) and led the Titans with 56 3-pointers ... averaged 3.0 rebounds, 1.6 assists and 1.1 steals ... his 34.4 three-point field goal percentage topped the team ... accounted for three points, three rebounds and two steals in the NCAA Tournament loss to nationally-ranked Kansas ... Made an immediate impact in his first season as a collegian (2010-11) ... finished season with 8.6 points and 2.4 rebounds per game averages ... led the team in three-pointers (48) ... Redshirted the 2009-10 season.

## HIGH SCHOOL

As a senior (2008-09), averaged 24 points and 11 assists per game for Quality Education Academy in Winston-Salem, N.C., leading the team to a 26-7 mark and a No. 6 ranking in the state ... Tabbed a four-star recruit by rivals.com during his senior season as well as the No. 86 overall and 20th-ranked guard in the country ... Played his AAU ball for Grassroots Canada and was named the MVP of the 2008 Adidas Super 64 Tournament in Las Vegas, after leading the team to the tournament championship with 29 points in the title game ... The victory gave the team the distinction of becoming the first Canadian travel ball program to win a major summer AAU title.

## PERSONAL

Born Jason R. Calliste in Scarborough, Ontario ... Parents are Jude and Carol Calliste ... A graduate of the University of Detroit Mercy with a degree in communications studies.

NEWCOMERS

## YEAR-BY-YEAR CAREER STATISTICS (Detroit)

Year	GP	GS	Min	Avg	FG	FGA	Pct	3FG	FGA	Pct	FT	FTA	Pct	Off	Def	Reb	Avg	PF	FO	Ast	TO	Blk	Stl	Pts	Avg
2010-11	31	25	826	26.6	74	195	38.0	48	122	39.3	70	103	68.0	10	65	75	2.4	53	0	36	48	2	27	266	8.6
2011-12	36	34	1103	30.6	103	269	38.3	56	163	34.4	104	137	75.9	22	86	108	3.0	81	0	59	58	4	40	366	10.2
2012-13	33	33	1161	35.2	133	342	38.9	73	200	36.5	136	163	83.4	20	83	103	3.1	64	0	109	72	5	44	475	14.4
<b>Totals</b>	<b>100</b>	<b>92</b>	<b>3090</b>	<b>30.9</b>	<b>310</b>	<b>806</b>	<b>38.5</b>	<b>177</b>	<b>485</b>	<b>36.5</b>	<b>310</b>	<b>403</b>	<b>76.9</b>	<b>52</b>	<b>234</b>	<b>286</b>	<b>2.9</b>	<b>198</b>	<b>0</b>	<b>204</b>	<b>178</b>	<b>11</b>	<b>111</b>	<b>1107</b>	<b>11.1</b>



# #23 ELGIN COOK

RS-SOPHOMORE | FORWARD | 6-6 | 206 | MILWAUKEE, WIS.

HAMILTON HS / NORTHWEST FLORIDA STATE

## BEFORE OREGON


The 2013 Panhandle Conference freshman of the year helped lead Northwest Florida State to a No. 3 national ranking, a 30-4 record and the NJCAA national championship game ... An all-Panhandle first team selection after averaging 14.9 points, 6.0 rebounds, 1.9 assists, 1.3 steals and 1.0 blocks per game for the Raiders in 2012-13 ... Also shot 64.9 percent from the field and 34.8 percent from three-point range ... Tabbed an NJCAA all-tournament team pick ... Rated as the No. 6 junior college prospect in the nation by juco recruiting.com ... Had eight 20-point games with a high of 32 against Alabama Southern C.C. ... Three of those games came in the NJCAA Tournament ... Also had four double-figure rebounding games with a high of 12 against Iowa Western in the NJCAA Tournament ... Redshirted his first season at Northwest Florida (2011-12).

## HIGH SCHOOL

Rated a three-star recruit by both Rivals and Scout ... Named to the MaxPrep Top 100 ... Earned first-team all-state honors as a junior in 2009-10 for Milwaukee Hamilton High School ... Averaged 15.8 points and 7.5 rebounds to lead his team to a 2010 Wisconsin state tournament appearance, a conference title and a 20-4 mark ... Named the 2010 City Conference Player of the Year, first-team all-city and first-team all-area ... Wisconsin Sports Network (WSN) listed him as the best player in Wisconsin in the class of 2011 ... Earned fourth-team all-state honors as a sophomore in 2008-09, averaging 13.6 points and 5.2 rebounds per game ... Netted 7.2 points as a freshman for Milwaukee Bay View (2007-08) ... Averaged 19.7 points and 7.0 rebounds a game in limited action as a senior (2010-11) at Hamilton.

## PERSONAL

Born Elgin Rashad Cook in Milwaukee, Wis. ... Parents are Alvin Robertson and Cecelia Cook ... Father Alvin was a four-time NBA All-Star with the San Antonio Spurs and the Milwaukee Bucks who won both the 1986 NBA Defensive Player of the Year and the 1986 Most Improved Player award, and was a member of the 1984 U.S. Olympic gold-medal team ... a collegiate star for Arkansas, Alvin Robertson is one of only four players in NBA history to record a quadruple-double and still holds the top career steals-per-game average in the NBA, 2.71 ... Major is undeclared.



# #35 BRIAN CROW

JUNIOR | FORWARD | 6-6 | 220 | NOVATO, CALIF.

NOVATO HS / SONOMA STATE

## BEFORE OREGON

A two-year player for Sonoma State, where he averaged 4.1 points and 2.1 rebounds per game in 49 appearances ... made three starts as a sophomore in 2011-12 ... netted a career-high 14 points at Cal State East Bay ... Grabbed nine rebounds with seven points at Cal State Monterey Bay ... Shot 60 percent from the field (50-83) as a sophomore, averaging 5.1 points and 2.8 rebounds ... Averaged 3.0 points per game as a freshman.

## HIGH SCHOOL

A three-time all-Marin County Athletic League selection for Novato High School ... Was also the team's most valuable player in each of those seasons.

## PERSONAL

Born Brian Charles Crow in Santa Rosa, Calif. ... Parents are Rod and Toni Crow ... Major is sports business.



# #11 THEO FRIEDMAN

FRESHMAN | GUARD | 6-0 | 172 | PORTLAND, ORE.

GRANT HS

## HIGH SCHOOL

A Portland Interscholastic League All-City first team selection for Grant High School ... Averaged 19.4 points, 2.7 rebounds and 1.5 steals per game as a senior (2012-13) ... Shot 60 percent from the field, 51 percent from three-point range and 89 percent at the free throw line ... scored 33 points in a win versus Milwaukie ... netted 14 points a game as a junior ... also competed in track and field for Grant.

## PERSONAL

Born Thelonious Oliver Friedman in Portland, Ore. ... Parents are Kevin Friedman and June Bancroft ... Major is economics.



# #24 A.J. LAPRAY

FRESHMAN | GUARD | 6-5 | 187 | SALEM, ORE.

SPRAGUE HS

## HIGH SCHOOL

Three-star player (ESPN, Rivals) averaged 17 points per game as a senior (2012-13) to lead Sprague High School to the state playoffs ... Hit a dramatic 40-foot three-pointer at the buzzer to help the Olympians defeat Barlow 44-43 in the first round ... A 2012-13 preseason all-state selection by David Auguste of ESPN.com ... Named one of the top 10 players at the 2013 Mary Kline Classic ... Also selected to play in the 2013 Northwest Classic ... As a junior (2011-12), was a first team all-state performer and Central Valley co-player of the year, averaging 21 points, 6 rebounds and 4 assists per game ... As a sophomore (2010-11), was a first-team all-league selection, averaging 16.5 points, 4.0 rebounds and 4.0 assists per game ... AAU team was Toronto's Grassroots Canada.

## PERSONAL

Born Samson Angelo Jay Lapray in Corvallis, Ore. ... Parents are Sam Lapray and Sarah Alfieri ... Major is undeclared.



# #0 MIKE MOSER

RS-SENIOR | FORWARD | 6-8 | 211 | PORTLAND, ORE.

GRANT HS / UCLA / UNLV

### CAREER HIGHS

Points	34	at UCSB (11-30-11)
Field Goals Made	12	at UCSB (11-30-11)
Field Goal Attempts	20	vs. San Diego State (2-11-12)
3-Point FG Made	6	at UCSB (11-30-11)
3-Point FG Attempts	9	at UCSB (11-30-11)
Free Throws Made	6	4 times
Free Throw Attempts	9	2 times
Rebounds	21	at Boise State (1-25-12)
Assists	6	3 times
Turnovers	6	2 times
Blocked Shots	4	vs. San Diego State (2-11-12)
Steals	6	3 times
Minutes	40	Air Force (1/12/13)

### BEFORE OREGON

Portland, Ore., native was a first team all-Mountain West performer and an Associated Press all-America honorable mention selection during his time at Nevada-Las Vegas ... Tabbed at No. 6 in CBSsports.com's 2012-13 preseason top 100 players, when he was also a preseason all-America choice by Blue Ribbon A stat sheet filler who led the MWC in rebounding and steals in 2011-12 ... Tallied 18 double-doubles for UNLV ... Elbow injury during the Dec. 9, 2012, game versus California dramatically curtailed his junior season ... in spite of the injury, appeared in 28 games for UNLV, including the Rebel's NCAA second round game versus Cal ... ranked 10th in the Mountain West with 6.1 rebounds per game ... also averaged 7.1 points and 1.4 blocks per game to go along with three double-doubles as a junior ... As a sophomore in 2011-12, became UNLV's first first-team all-MWC honoree since 2008 and was an AP honorable mention all-American ... Finished with 15 double-doubles (21st in the country) and was one of just two players in the nation to have more than one game with at least 20 rebounds during the 2011-12 campaign ... UNLV's most honored player in two decades tied former UNLV great Larry Johnson's school record for conference player-of-the-week awards for a season with four ... Led team in rebounding 25 times and in 12 of those games was also UNLV's high scorer ... Played in every game, starting all but one, and ranked 10th in the nation in rebounding with 10.5 per game ... Led the team and was fifth in the conference in scoring with 14.0 points per game and was fourth in field-goal percentage at .450 ... Led the league with 68 steals and was also first in steals per game at 1.9 ... Was one of only two MWC players to average a double-double in league games with averages of 13.7 points and 10.2 rebounds vs. MW foes ... Named ESPN.com's National Player of the Week on Nov. 28 after averaging a double-double while helping the Runnin' Rebels to a trio of wins, including an upset of then-No. 1 North Carolina in the championship game of the Las Vegas Invitational ... Redshirted the 2010-11 season after transferring to UNLV from UCLA ... At UCLA (2009-10), Played in 15 games as a true freshman ... Averaged 4.7 minutes played per game ... Played a season-high 12 minutes against Portland.

### HIGH SCHOOL

A 2009 graduate of Grant High School in Portland, Ore. ... Was a two-sport star and four-year letterman in basketball and track and field ... In basketball, earned first team All-6A Portland League and all-city honors all four years as well as first team all-state accolades his final three seasons ... A member of the Oregon state championship squad that claimed the 2008 crown at Eugene's McArthur Court ... Grant teams posted a mark of 76-32 (.704) during his four years and won the league title in each of his last three seasons with a combined league record of 26-5 ... Coached by Tony Broadous ... As a senior, earned All-America honors and was named the state of Oregon's Mr. Basketball ... Posted averages of 28.3 points and 13 rebounds per game as a senior ... As a junior, he posted averages of 21.1 ppg and 12 rpg ... His sophomore year he averaged 20 points and 12 rebounds per game ... left Grant as the school's all-time leading rebounder and was also an all-league high jumper in track and field ... Coming out of high school, he was rated the 39th player in the country and No. 7 small forward by Scout.com ... ESPN.com ranked him No. 55 overall and 13th among small forwards, while Rivals.com had him at 92nd overall, 17th among small forwards, and the No. 1 small forward in his state ... Played on the USA Junior National Select Team that competed in the 2009 Nike Hoop Summit in Portland ... Also competed for Team USA at the Nike Global Challenge and played on the AAU team I-5 Elite.


### PERSONAL

Born Michael Alexander Moser in Dallas, Texas ... Mother is Jeanne Moser ... Graduated from UNLV with a degree in sociology .. Last name is pronounced MOH-zer

### YEAR-BY-YEAR CAREER STATISTICS (2009-10 UCLA; 2010-13 UNLV)

Year	GP	GS	Min	Avg	FG	FGA	Pct	3FG	FGA	Pct	FT	FTA	Pct	Off	Def	Reb	Avg	PF	FO	Ast	TO	Blk	Stl	Pts	Avg	
2009-10	15	0	70	4.7	4	20	.200	1	11	.091	0	3	.000	1	6	7	0.3	8	0	4	12	0	3	9	0.6	
2010-11	Redshirt Season																									
2011-12	35	34	1098	31.4	184	409	.450	44	133	.331	78	100	.780	92	277	369	10.5	95	4	80	102	35	68	490	14.0	
2012-13	28	17	597	21.3	73	198	.369	16	60	.267	38	50	.760	36	134	170	6.1	61	1	38	47	19	21	200	7.1	
<b>TOTAL</b>	<b>77</b>	<b>51</b>	<b>1765</b>	<b>22.9</b>	<b>261</b>	<b>627</b>	<b>.416</b>	<b>61</b>	<b>184</b>	<b>.332</b>	<b>116</b>	<b>153</b>	<b>.758</b>	<b>129</b>	<b>417</b>	<b>546</b>	<b>7.1</b>	<b>164</b>	<b>5</b>	<b>122</b>	<b>161</b>	<b>54</b>	<b>92</b>	<b>699</b>	<b>9.1</b>	





# #3 JOSEPH YOUNG

RS-JUNIOR | GUARD | 6-2 | 185 | HOUSTON, TEXAS.

YATES HS / HOUSTON

## CAREER HIGHS

Points	32	at Tulane (3-9-13)
Field Goals Made	10	Louisiana-Lafayette (12-15-12)
Field Goal Attempts	19	at Tulsa (2-16-13)
3-Point FG Made	7	Texas-Pan American (1-3-13)
3-Point FG Attempts	11	Louisiana-Lafayette (12-15-12)
Free Throws Made	13	at Tulane (3-9-13)
Free Throw Attempts	14	at Tulsa (2/16/13)
Rebounds	11	vs. East Carolina (1-21-12)
Assists	9	at Tulane (3-9-13)
Turnovers	5	LSU (11-29-11)
	5	Texas State (12-30-11)
Blocked Shots	4	North Carolina A&T (12-28-11)
Steals	3	4 times
Minutes	51	at Tulsa (2-16-13)

## BEFORE OREGON

An all-Conference USA and a USBWA all-District VII selection for Houston ... prolific scorer nearly reached 1,000 career points in just two seasons at Houston ... Averaged 14.8 points and 3.5 rebounds per game in 62 contests for the Cougars ... excellent shooter hit 44.0 percent from the field, 40.2 from three-point range and 86.6 from the free throw line ... As a sophomore (2012-13), led Houston and ranked second in the league at 18.0 points per game ... Topped team and placed third in the league with a 87.5 free throw percentage ... Ranked among the C-USA leaders in three-point field goals per game and three-point field goal percentage ... Scored 20 or more points during six consecutive games late in the season capped by a career best 32 points at Tulane (13-for-13 from the free throw line) ... Also recorded a season high nine assists against the Green Wave. Was a Conference USA all-Freshman selection in 2011-12 ... Led the Cougars and ranked among the Conference USA top-10 individual leaders in three-point field goal percentage (38.2) and three-point field goals made per game (1.8) ... Finished third on the team with 11.3 points per game ... redshirted his first year at Houston (2010-11).

## HIGH SCHOOL

Lettered for head coach Greg Wise at Yates High School ... Parade All-America Third-Team selection as a senior in 2009-10) ... Texas Gatorade Boys' Basketball Player of the Year ... Class 4A Texas Association of Basketball Coaches All-State Team member ... Averaged 27.5 points, 4.1 rebounds, 4.4 steals and 3.8 assists per game to help lead the Lions to their second straight state championship ... Teamed with current Duck Danyean Dotson to lead team to a perfect 34-0 record and the No. 1 national ranking in final polls from USA Today, MaxPreps and Rivals.com ... Honored as the Most Valuable Player of the state championship game and the T-Mobile Invitational in Alabama ... Scored 43 points during the T-Mobile Invitational championship game, including 24 points in the final five minutes of the second quarter. Helped lead Lions to the first of back-to-back Class 4A state championships as a junior (2008-09).

## PERSONAL

Born Joseph Michael Young in Houston, Texas ... Parents are Michael and Tina Young ... Father, Michael, ranks as the third-leading scorer in Houston history and is one of five players to have his jersey number retired by the school ... Major is sociology.

NEWCOMERS

## YEAR-BY-YEAR CAREER STATISTICS (2011-13 Houston)

Year	GP	GS	Min	Avg	FG	FGA	Pct	3FG	FGA	Pct	FT	FTA	Pct	Off	Def	Reb	Avg	PF	FO	Ast	TO	Blk	Stl	Pts	Avg
2011-12	30	16	904	30.1	122	293	.416	55	144	.382	41	49	.837	22	86	108	3.6	56	0	71	54	6	26	340	11.3
2012-13	32	30	1048	32.8	185	404	.458	66	157	.420	140	160	.875	18	94	112	3.5	40	1	79	41	0	19	576	18.0
TOTAL	62	46	1952	31.5	307	697	.440	121	301	.402	181	209	.866	40	180	220	3.5	96	1	150	95	6	45	916	14.8



# ROSTER BREAKDOWN

## ROSTER BREAKDOWN

### By Position

**Guard (9):** Jalil Abdul-Bassit, Dominic Artis, Jason Calliste, Damyeon Dotson, Theo Friedman, A.J. Lapray, Johnathan Loyd, Nicholas Lucenti, Joseph Young

**Forward (6):** Richard Amardi, Arik Armstead, Ben Carter, Elgin Cook, Brian Crow, Mike Moser

**Center (1):** Waverly Austin

### By Year

**Freshmen (3):** Arik Armstead, Theo Friedman, A.J. Lapray

**Sophomores (4):** Dominic Artis, Ben Carter, Elgin Cook, Damyeon Dotson

**Juniors (3):** Jalil Abdul-Bassit, Brian Crow, Joseph Young

**Seniors (6):** Richard Amardi, Waverly Austin, Jason Calliste, Johnathan Loyd, Nicholas Lucenti, Mike Moser

### By State / Country

**Alaska (1):** Jalil Abdul-Bassit

**California (4):** Arik Armstead, Dominic Artis, Brian Crow, Nicholas Lucenti

**Canada (2):** Richard Amardi, Jason Calliste

**Nevada (2):** Ben Carter, Johnathan Loyd

**Oregon (3):** Theo Friedman, A.J. Lapray, Mike Moser


**Texas (2):** Damyeon Dotson, Joseph Young

**Virginia (1):** Waverly Austin

**Wisconsin (1):** Elgin Cook







# THE COACHES

# DANA ALTMAN

## HEAD COACH



**CAREER RECORD:** 606-304 (29th year)  
**DIVISION I RECORD:** 483-280 (25th year)  
**OREGON RECORD:** 73-37 (4th year)  
**JUNIOR COLLEGE RECORD:** 123-24 (4 years)

### PERSONAL

- Wife - Reva
- Children - Jordan, Chase, Spencer and Audra
- Date of Birth - June 16, 1958
- Hometown - Wilber, Neb.

### COACHING HONORS

#### University of Oregon

- 2013 Jim Phelan National Coach of the Year
- 2013 Pac-12 Coach of the Year

#### Creighton University

- MVC MBB All-Centennial Team Coach
- 2004 Collegeinsider.com Jim Phelan Mid-Season Coach of the Year
- 2003 Naismith National Coach of the Year Finalist
- 2003 NABC District 12 Coach of the Year
- 2003 USBWA District VI Coach of the Year
- 2002 Rawlings MVC Coach of the Year
- 2001 Rawlings MVC Coach of the Year
- 1999 NABC District 12 Coach of the Year

#### Kansas State University

- 1993 Big Eight Conference Coach of the Year

#### Marshall University

- 1990 Southern Conference Coach of the Year

#### Moberly (Mo.) Junior College

- 1986 Region 16 Coach of the Year
- 1986 Finalist, NJCAA Coach of the Year
- 1985 Region 16 Coach of the Year

#### Southeast (Neb.) Junior College

- 1983 Neb. State College Coach of the Year
- 1983 Region 9 Coach of the Year

#### Collegiate Playing Experience

- Eastern New Mexico - 1978-80, Guard
- Southeast Junior College - 1976-78, Guard

### EDUCATION

- Western State University - M.B.A., 1981
- Eastern New Mexico - B.A., Business, 1980
- Southeast J.C. - A.A., Business, 1978

A 2013 National Coach of the Year selection, Dana Altman is the 19th head coach in the history of the University of Oregon men's basketball program. He is 73-37 in three seasons in Eugene and 483-280 in 24 seasons as a head coach at the NCAA Division I level in stints at Oregon, Creighton, Kansas State and Marshall.

In his first three years at Oregon, Altman has led the Ducks to three consecutive 20-win seasons and three postseason appearances, including the 2013 NCAA Sweet 16. It marks just the third time in school history UO has produced consecutive seasons of 20+ wins. Altman now has 15 seasons of 20+ wins to his credit (11 at Creighton, three at Oregon, one at Kansas State).

Altman's 2012-13 Oregon Ducks became the first UO team since 2008 to qualify for the NCAA Tournament. The Ducks finished the season 28-9 and won the Pac-12 Tournament. Altman was named the Pac-12 Coach of the Year before going on to earn Jim Phelan National Coach of the Year honors. Senior E.J. Singler was an all-league first team selection, while Danyean Dotson claimed a place on the Pac-12 All-Freshman team. Johnathan Loyd was named Most Outstanding Player of the Pac-12 Tournament as the honors were spread around nearly the entire team. Senior Arsalan Kazemi was a Pac-12 all-defensive pick before going on to become a second round draft choice of the NBA's Philadelphia 76ers. Singler was a free agent signee by the Portland Trailblazers.

During the 2011-12 season, Altman led the Ducks to a 24-10 overall record and an 13-5 Pac-12 Conference mark which was good for a share of second place in the final league standings. The Ducks earned a bid to the National Invitation Tournament and recorded victories over LSU and Iowa before falling at top-seed Washington in the tournament quarterfinals.

Under Altman's tutelage, four UO players were recognized as part of the 2012 Pac-12 All-Conference teams. Devoe Joseph became the first Duck since the 2006-07 season to be named first team all-conference. Singler was named to the all-conference second team and NABC All-District 20 second team, while Garrett Sim earned honorable mention all-league recognition and Tony Woods was named honorable mention all-defensive team.

In his first season at Oregon, Altman led the Ducks to just the 12th season of 20+ victories in the history of the program. He became just the third UO head coach to tally 20+ wins in his first season on the job. Oregon went 21-18 overall and 7-11 in Pac-12 play which earned them a seventh-place finish in the final league standings.

Altman posted the second-highest win total of any first-year UO head coach. Only John Warren (30 wins in 1944-45) posted more in his first year on the sidelines. The 2011 postseason included a pair of wins at the Pacific Life Pac-10 Conference Tournament, highlighted by a 76-59 upset win over No. 2-seed UCLA in the quarterfinals. Oregon participated in the 2011 College Basketball Invitational, defeating Altman's former team – Creighton – in the best-of-three championship series.

Altman arrived at UO after spending 16 seasons at Creighton where he became the school's all-time winningest coach with a record of 327-176 (.650). He led the Blue Jays to 13 consecutive postseason appearances, a stretch of 11 straight seasons with 20-plus wins, all while producing 10 or more league victories in each of the last 14 seasons. Those three feats were unmatched in the 103 years of the Missouri Valley Conference.

He won four Coach-of-the-Year awards from three different conferences in a span of 13 seasons, including back-to-back MVC coaching honors while he was at the Omaha, Neb., educational institution in 2001 and 2002. Altman was a finalist for the Naismith National Coach of the Year Award and was named the NABC District 12 and USBWA District VI Coach of the Year following the 2002-03 campaign.

Creighton participated in seven NCAA Men's Basketball Tournaments and five National Invitation Tournaments under Altman, advancing to the second round of the NCAA championships in both the 1998-99 and 2001-02 seasons. He led the school to a MVC regular-season title in 2000-01 – its first in 10 years. The Bluejays posted a school-record 29 wins in 2002-03, finishing the season 15th in the Associated Press poll and 23rd in the coaches' voting.





### DANA ALTMAN COACHING FACTS

- Dana Altman has made 16-straight postseason appearances and posted 16 consecutive winning seasons.
- Altman now has 15 seasons of 20+ wins to his credit (three at Oregon, 11 at Creighton, one at Kansas State).
- Altman led Oregon to 21 wins in his first year on the job (2010-11) a 24-10 record in 2011-12 and a 28-9 mark in 2012-13. He joined Basketball Hall of Famer Howard Hobson as the only coaches in school history to begin their Oregon careers with three 20-win seasons.
- Altman has finished .500 or better in 21 of his 24 seasons as a NCAA Division I head coach.
- Altman has been to the NCAA Tournament nine times, including the Sweet 16 in 2013.

Altman finished his career at Creighton ranking third all-time on the MVC list of all-time wins (327), trailing only Basketball Hall of Fame coaches Henry Iba (486) and Eddie Hickey (337). In 2007, he was one of 10 coaches named as part of the MVC's All-Centennial Team. His teams claimed shares of three regular-season Missouri Valley Conference championships (including the 2008-09 crown) and six conference post-season tournament titles.

Student-athletes under his direction at CU earned six All-America honors on the court and four Academic All-America laurels in the classroom. Three players he coached at Creighton - Kyle Korver, Rodney Buford and Anthony Tolliver - have played in the NBA.

Along the way, Creighton established school records for most victories in a two-year (52), three-year (76) and four-year span (99). From 1998-99 through 2008-09, Creighton was one of just six schools to win 20 or more games each of those seasons, an elite list that also included Duke, Florida, Gonzaga, Kansas and Syracuse.

In addition, Altman's teams ranked in the top 30 nationally for attendance in his final seven years at Creighton. Altman became the 15th head coach in Creighton history following the 1993-94 season after four successful years as the head coach at Kansas State and a season at Marshall.

Hired by Creighton on March 31, 1994, Altman inherited a team that posted a 7-22 ledger the year before his arrival and led the Bluejays to a slightly improved 7-19 record in 1994-95 before his 1995-96 squad jumped to 14-15. In 1996-97, Altman's team was 15-15 and followed with another substantial jump to 18-10 and a bid to the NIT in 1997-98. Altman compiled a 68-54 record in four seasons (1990-94) at Kansas State University. During that time, Altman led the Wildcats to three straight postseason tourneys and was named the Big Eight Conference Coach of the Year after leading KSU to a 19-11 record and an appearance in the NCAA Tournament in 1993.

Altman's final Kansas State club turned heads nationally with a 68-64 win at No. 1 Kansas on Jan. 17, 1994. K-State eventually advanced to play in the NIT Final Four. Altman's success at KSU followed him from a brief head coaching stint at Marshall where he was named Southern Conference Coach of the Year in 1990.

While head coach at Southeast Junior College in Fairbury, Neb., his first team (1982-83) rolled to a 29-6 record and a third-place finish in the junior college national tournament and Altman was honored as both Region 9 and the Nebraska College Coach of the Year.

## DANA ALTMAN'S YEAR-BY-YEAR RECORDS

Season	School	Record	Postseason
1982-83	Southeast (Neb.) JC	29-6	NJCAA Third Place
1983-84	Moberly (Mo.) JC	25-9	
1984-85	Moberly (Mo.) JC	35-5	NJCAA Third Place
1985-86	Moberly (Mo.) JC	34-4	NJCAA Sixth Place
1986-89	Asst. Coach, Kan. State	N/A	
1989-90	Marshall	15-13	
1990-91	Kansas State	13-15	
1991-92	Kansas State	16-14	NIT
1992-93	Kansas State	19-11	NCAA
1993-94	Kansas State	20-14	NIT
1994-95	Creighton	7-19	
1995-96	Creighton	14-15	
1996-97	Creighton	15-15	
1997-98	Creighton	18-10	NIT
1998-99	Creighton	22-9	NCAA
1990-00	Creighton	23-10	NCAA
2000-01	Creighton	24-8	NCAA
2001-02	Creighton	23-9	NCAA
2002-03	Creighton	29-5	NCAA
2003-04	Creighton	20-9	NIT
2004-05	Creighton	23-11	NCAA
2005-06	Creighton	20-10	NIT
2006-07	Creighton	22-11	NCAA
2007-08	Creighton	22-11	NIT
2008-09	Creighton	27-8	NIT
2009-10	Creighton	18-16	CIT
2010-11	Oregon	21-18	CBI Champions
2011-12	Oregon	24-10	NIT
2012-13	Oregon	28-9	NCAA Sweet 16
<b>Career (28 years)</b>		<b>606-304</b>	
NCAA Division I (24 years)		483-280	
Oregon (3 years)		73-37	

In 1983, Altman accepted the head coaching position at Moberly (Mo.) Junior College, with a three-year run resulting in a staggering 94-18 record (25-9 in 1983-84; 35-5 with a third-place finish at the national tourney in 1984-85; and a 34-4 mark in 1985-86 with a sixth-place finish at nationals).

He was named NIT Region 16 Coach of the Year in both the 1984-85 and 1985-86 seasons, and was also a finalist for 1986 National Junior College Athletic Association Coach of the Year accolades. Altman's playing career began at Southeast Junior College in 1976, where he captained teams to a 22-10 mark in his freshman year and a 26-5 record in his sophomore season.

Altman completed his undergraduate education and playing career at Eastern New

Mexico University. After earning his associate degree in business administration from Southeast in 1978, Altman graduated magna cum laude from Eastern New Mexico in 1980 with his bachelor's degree in the same field.

Altman received his master of business administration degree from Western (Colo.) State in 1981. He served as an assistant coach on the Western State staff from 1980-82.

At Wilber (Neb.) High School, Altman was a two-sport letterman, earning all-conference honors as a quarterback on the football team and as a guard in basketball. Altman was born June 16, 1958, in Crete, Neb. He and his wife, the former Reva Phillips of Stanton, Neb., have three sons, Jordan, Chase and Spencer, and one daughter, Audra.







# TONY STUBBLEFIELD

## ASSISTANT COACH

Tony Stubblefield is in his fourth season as an assistant coach with the University of Oregon men's basketball program. Stubblefield has 20 years of coaching experience at the college level.

Stubblefield came to the Ducks after spending four years as an assistant at the University of Cincinnati, serving as the BearCats' recruiting coordinator from 2006-10.

Prior to joining the staff at Cincinnati, Stubblefield served as assistant coach at New Mexico State for six seasons, one of which he served as interim head coach. He was responsible for all aspects of the basketball program at New Mexico State. Prior to the start of the 2004-05 season, he was elevated to interim head coach when Lou Henson's health forced him to miss the season.

As recruiting coordinator for the Aggies, Stubblefield attracted three national Top-100 rated players, including one McDonald's All-American, a junior college all-American, and first-team all-state high school players from six different states.

Prior to his tenure at New Mexico State, Stubblefield was the lead assistant and recruiting coordinator at the University of Texas-Arlington for four seasons. He successfully recruited two Top-10 prospects from the state of Texas along with first-team all-region junior college players from Texas, Louisiana, Alabama, and Mississippi.

Stubblefield began his coaching career as a student assistant for two seasons at the University of Nebraska at Omaha, his alma mater, where he completed his undergraduate degree in 1995.

Stubblefield, who transferred to UNO following two years at Clinton (Iowa) Community College, earned two letters playing guard at Nebraska-Omaha where he was the team captain his senior season.

Upon graduation from UNO, he became an assistant coach at the University of Texas-San Antonio for the 1995-96 season, where he was responsible for coaching the guards and was the program's top recruiter.

In high school, Stubblefield was one of the top players in the state of Colorado. He was the runner-up for state Player of the Year honors at Bloomfield (Colo.) High School his senior season, while picking up first-team all-state and Boulder County Player of the Year accolades.

### COACHING HISTORY

#### Assistant Coach

- University of Oregon, 2011-Present

#### Assistant Coach

- University of Cincinnati, 2007-10

#### Assistant Coach

- New Mexico State University, 2001-06\*
- \* interim head coach 2005*

#### Assistant Coach

- University of Texas-Arlington, 1997-2000

#### Assistant Coach

- University of Texas-San Antonio, 1996

#### Student Assistant Coach

- University of Nebraska-Omaha, 1994-95

### PLAYING HISTORY

- University of Nebraska-Omaha
- Clinton Community College

### EDUCATION

- University of Nebraska-Omaha - B.A., 1995







# BRIAN FISH

## ASSISTANT COACH

### COACHING HISTORY

#### Assistant Coach

- University of Oregon, 2011-Present

#### Assistant Coach

- Creighton University, 2005-10

#### Associate Head Coach

- University of San Diego, 2004

#### Assistant Coach

- University of San Diego, 2003

#### Assistant Coach

- Texas Christian University, 1997-2002

#### Video Coordinator

- Creighton University, 1995-96

#### Video Coordinator

- Kansas State University, 1993-94

#### Graduate Assistant Coach

- Marshall University, 1990-92

### PLAYING HISTORY

- Marshall University
- Western Kentucky University

### EDUCATION

- Marshall University - B.A., 1989

Brian Fish is entering his fourth season as assistant coach with the University of Oregon men's basketball program. Fish has been a long-time assistant to head coach Dana Altman, having spent 13 seasons under his direction in stints at Oregon, Creighton and Marshall.

Fish has 24 years of coaching experience overall at the NCAA Division I level. Seven programs that Fish has been associated with as either a player or coach have reached the NCAA Tournament. During his eight seasons at Creighton, the Bluejays advanced to postseason play on six occasions.

Fish was a part of two separate Altman staffs at Creighton. He was a member of the first staff from 1994-96, and then returned to the program in the summer of 2004 after coaching a combined eight years at Texas Christian and San Diego.

Fish spent the 2002-03 and 2003-04 seasons at San Diego, helping the Toreros to the 2002-03 NCAA Tournament. Fish was promoted to associate head coach for the 2003-04 campaign.

Prior to San Diego, Fish was on Billy Tubbs' staff at TCU as an assistant coach. At TCU, Fish served as recruiting coordinator and oversaw academics for the basketball team. In his six years at the school, TCU made three postseason appearances and compiled an overall record of 125-68.

Fish and Altman first worked together during the 1989-90 season, when the two were at Marshall. Fish was breaking into coaching as a graduate assistant at his alma mater, while Altman earned Southern Conference Coach of the Year recognition in his lone year with the Thundering Herd.

Two years after Altman went to Kansas State, Fish rejoined his mentor in Manhattan as a video/film coordinator. Paired together again, Altman and his staff earned 1993 Big Eight Conference Coach of the Year accolades.

When Altman moved to Creighton prior to the 1994-95 season, Fish followed and served in the same capacity for the program. Together, they helped lay the groundwork for Creighton's run of 12 straight postseason appearances.

A native of Seymour, Ind., Fish played two seasons for Clem Haskins at Western Kentucky before transferring to play at Marshall. Fish earned a degree in sport management from Marshall in 1989 before becoming a graduate assistant there.

In the spring of 2009, Fish was named to the Indiana Basketball Hall of Fame Silver Anniversary Team along with 16 other former Indiana high school basketball standouts and Hoosier legends, a class that also included Steve Alford, Gregg Popovich and Scott Skiles.







# KEVIN MCKENNA

## ASSISTANT COACH



### COACHING HISTORY

#### Assistant Coach

- University of Oregon, 2011-Present

#### Head Coach

- Indiana State University, 2008-10

#### Assistant Coach

- Creighton University, 2006-07

#### Head Coach

- University of Nebraska-Omaha, 2002-05

#### Assistant Coach

- Creighton University, 1995-2001

#### NBA Scout

- Washington Bullets, 1994

#### Head Coach

- Sioux Falls Skyforce (CBA), 1991-93

#### Player/Assistant Coach

- La Crosse Catbirds (CBA), 1990

### COACHING HONORS

- 2010 MVC Coach of the Year
- 2005 NCC Coach of the Year
- 2004 NCC Coach of the Year

### PLAYING HISTORY

- New Jersey Nets, 1987-88
  - Washington Bullets, 1986
  - New Jersey Nets, 1985
  - Indiana Pacers, 1984
  - Los Angeles Lakers, 1982\*
  - Creighton University
- \*NBA World Champions

### EDUCATION

- Creighton University - B.A., 1993
- Creighton University - M.A., 1997

Kevin McKenna is in his fourth season as assistant coach with the Oregon men's basketball program. McKenna spent nine years as an assistant coach under Dana Altman at Creighton University prior to becoming the head coach at Indiana State, where he coached from 2007-10.

McKenna has 24 years of coaching experience, including seven years as a head college coach in stints at both ISU and Nebraska-Omaha.

His 2009-10 Sycamores recorded the program's first winning season since 2001. ISU also reached postseason play for the first time in nine years when it accepted a bid to the 2010 College Basketball Invitational. The Sycamores' success, despite being devastated by injury for the greater portion of the Missouri Valley Conference slate, led McKenna to being tabbed as the MVC Coach of the Year by CollegeInsider.com.

The Sycamores finished the 2009-10 season as the nation's No. 2 free throw shooting team. ISU's 76.9 percent mark at the line finished just behind NCAA Tournament qualifier BYU on the Division I list.

At ISU, McKenna mentored Harry Marshall to Second Team All-MVC and MVC's All-Defensive Team recognition. He also helped Jay Tunnell to All-MVC Honorable Mention and MVC Most Improved Team honors. In addition, Jordan Printy and Aaron Carter were tabbed as MVC All-Scholar Athletes under McKenna's watch. He compiled a 43-52 overall record while posting a MVC mark of 24-30 in three seasons at ISU.

In the summer of 2009, McKenna was selected as the head coach of the Athletes In Action college basketball team during a tour of Poland and Germany. He led the team on an 11-day summer tour playing contests in Katowice, Poland as well as Berlin, Germany. The AIA team was comprised of NCAA Division I basketball players.

Before accepting the head coaching position at ISU, McKenna completed nine seasons at Creighton as an assistant coach. During that time the Bluejays went to four NCAA Tournaments as well as two National Invitation Tournaments. McKenna made the first of two stops on the Bluejays' bench from 1994 through 2001, and then returned in 2005.

Before McKenna returned to Creighton, he spent four years across town as head coach at Nebraska-Omaha. He guided the Mavericks to four consecutive 20-win seasons, two North Central Conference titles and three appearances in the NCAA Division II Tournament.

McKenna was named the NCC Coach of the Year in both 2004 and 2005 as well as North Central Regional Coach of the Year by the National Association of Basketball Coaches (NABC) in 2005. He finished with an 89-33 mark in his tenure at UNO which included a conference mark of 40-20 (.667).

As a player at Creighton from 1977-81, McKenna led the Bluejays to a MVC regular-season championship, two MVC Tournament titles and a pair of NCAA Tournaments. He was an All-MVC pick and team MVP in each of his final two seasons.

McKenna ended his collegiate career with exactly 1,500 points and was drafted in the fourth round of the 1981 draft by the Los Angeles Lakers. He was a member of the Lakers' 1982 NBA championship team and also played for Indiana, New Jersey and Washington during a six-year NBA career.

He remains the only person in MVC history to win a regular-season title, tournament title, NBA championship and CBA crown.

Following his NBA career, McKenna helped lead the La Crosse Catbirds to the 1989-90 CBA Championship as a player and assistant coach. He then served as the head coach and director of basketball operations for the CBA's Sioux Falls Skyforce from 1990-93. He spent time as a regional scout for the Washington Bullets in 1993-94 before returning to Creighton as an assistant to Altman in 1994.

He earned his bachelor's degree in organizational communications from Creighton in 1993 and added a master's degree in counseling education from his alma mater in 1997. McKenna and his wife, Nancy, have a daughter, Megan, and a son, Bobby.







# JOSH JAMIESON

## DIRECTOR OF OPERATIONS

Josh Jamieson is in his seventh season as Director of Operations and 10th year overall with the University of Oregon. His duties include scheduling, coordinating the team's travel, budgeting, academic support and equipment oversight. He also serves as the Director of Oregon Basketball Camps.

Jamieson spent three seasons with the Ducks as a graduate manager from 2000-03 when Oregon made back-to-back NCAA tournament appearances, advanced to the Elite Eight in 2002 and won both regular season and Pac-10 tournament titles.

After his stay in Eugene, Jamieson spent two seasons as an assistant coach at the University of Portland, before returning to his hometown as an assistant coach at South Medford High School. Jamieson was the head freshman coach at SMHS from 1996-2000. He helped South Medford reach back-to-back state championship games and the Panthers won the 6A title in 2007.

For 10 years, Jamieson directed the FOCUS Basketball Camp, which was held each summer in Medford.

The Medford, Ore., native graduated from Southern Oregon in 2000 and earned his Master's of Business Administration degree from the University of Oregon in 2003.

### COACHING HISTORY

#### Director of Operations

- University of Oregon, 2008-Present

#### Assistant Coach

- South Medford High School, 2007

#### Assistant Coach

- University of Portland, 2005-06

#### Graduate Manager

- University of Oregon, 2001-03

#### Freshman Coach

- South Medford High School, 1997-2000

### EDUCATION

- Southern Oregon University - B.A., 2000

- University of Oregon - M.B.A., 2003



# BRYCE DAUB

## STRENGTH AND CONDITIONING COACH

Bryce Daub is in his third year as strength and conditioning coach for the University of Oregon men's basketball program.

He spent the 2010-11 campaign as an athletic performance coach with the Oklahoma City Thunder franchise of the National Basketball Association. Prior to his time at Oklahoma City, Daub also served as a strength and conditioning intern with the Seattle SuperSonics.

Daub played college basketball at Central Washington University in Ellensburg, Wash., where earned both a bachelor's and master's degree in exercise science. Following his playing career, Daub served as a graduate assistant strength and conditioning coach working specifically with men's and women's basketball, women's soccer and track and field.

Daub played the 2006-07 and 2007-08 seasons at CWU where he started 21-of-54 career games. Prior to Central Washington, Daub spent two seasons playing at Bellevue Community College where he averaged nearly 20 points per outing as a sophomore and earned all-NWAACC Northern Region honors as a freshman.

He is a Certified Strength and Conditioning Specialist (CSCS) from the National Strength and Conditioning Association and also certified as a performance enhancement specialist (PES) and corrective exercise specialist (CES) through the National Academy of Sports Medicine.

### COACHING HISTORY

#### Strength and Conditioning Coach

- University of Oregon, 2012-Present

#### Athletic Performance Coach

- Oklahoma City Thunder, 2011

#### Graduate Assistant Strength Coach

- Central Washington University, 2009-10

### EDUCATION

- Central Washington University - B.A., 2008

- Central Washington University - M.S., 2010





# KENYA CRANDELL

## ASSISTANT DIRECTOR OF OPERATIONS

Kenya Crandell is in his second year on the Oregon staff as assistant director of operations.

Prior to Oregon, Crandell spent four seasons as an assistant coach on the staff at Southern Utah, where the Thunderbirds twice advanced to the Summit League Tournament semifinals. Southern Utah led the nation in free throw percentage in 2008-09.

Among his 17 total years of coaching experience is a season as associate head coach at Nebraska-Omaha, part of his six total seasons on the UNO staff. During his time at UNO, Crandell helped the Mavericks to a 116-65 overall record and three NCAA Division II national tournament berths. His teams also had nine players named to all-conference teams, including a Most Valuable Player, a Newcomer of the Year and a Freshman of the Year.

A native of Omaha, Neb., Crandell also worked on the staffs at Sacramento State, Northern Colorado and his alma mater, Nebraska-Kearney, where he started as a graduate assistant before being promoted to full-time status.

A four-year starter at Nebraska-Kearney, Crandell set the school record for assists (525) and also finished his career second on the UNK all-time steals list (173). He ranked 19th on the Antelopes' all-time scoring list with 1,119 points. He was team captain and the team's MVP his senior season.

Crandell graduated from Nebraska-Kearney in 1996 with a degree in communication. He also holds a master's degree in sports administration from UNK (1999).

### COACHING HISTORY

#### Assistant Director of Operations

- University of Oregon, 2012-Present

#### Assistant Coach

- Southern Utah University, 2008-12

#### Assistant Coach

- Sacramento State University, 2007-08

#### Associate Head Coach

- University of Nebraska-Omaha, 2007

#### Assistant Head Coach

- University of Nebraska-Omaha, 2001-06

### EDUCATION

- University of Nebraska-Kearney - B.A., 1996
- University of Nebraska-Kearney - M.S., 1999



# CLAY JAMIESON

## ATHLETIC TRAINER

Veteran athletic trainer Clay Jamieson is entering his 16th year with the University of Oregon men's basketball program. Jamieson started at Oregon in 1998 and is currently the certified athletic trainer in charge of the UO men's basketball and women's softball programs.

Providing the best preventative care and post-injury rehabilitation available in Oregon's state-of-the-art athletic training complex, Jamieson's daily responsibilities encompass virtually every aspect of injury maintenance, management and rehabilitation for UO student-athletes.

Prior to UO, Jamieson spent two years at Pepperdine overseeing athletic treatment, rehabilitation and team travel for men's basketball, women's volleyball and baseball.

A graduate of the University of Arizona (1994) with a Bachelor's in Exercise Science, Jamieson earned his master's in exercise and movement science (now the Department of Human Physiology) from Oregon in 1996 and worked as a graduate assistant trainer for two years beginning in 1994. Jamieson also spent a summer as the athletic trainer for the 2003 Junior National Basketball Team at the World Championships in Greece.

A certified member of the National Athletic Trainers Association since 1994, Jamieson is also certified as a performance enhancement specialist and corrective exercise specialist through the National Academy of Sports Medicine

Jamieson resides in Eugene with his wife, Jan, son, Braeden, and daughter Aubrey.

### PROFESSIONAL HISTORY

#### Athletic Trainer

- University of Oregon, 1998-Present

#### Athletic Trainer

- Pepperdine University, 1996-97

#### Graduate Assistant Athletic Trainer

- University of Oregon, 1995-96

### EDUCATION

- University of Arizona - B.S., 1994
- University of Oregon - M.S., 1996

## BASKETBALL STAFF



**BRANDON LINCOLN**  
ASSISTANT CONDITIONING  
COACH



**STEVE THOMAS**  
GRADUATE STUDENT  
MANAGER



**BEN VOOGD**  
GRADUATE STUDENT  
MANAGER



**EDDIE KIRK**  
VIDEO  
COORDINATOR



**DREW ABEL**  
STUDENT  
MANAGER



**PATRICK BENSON**  
STUDENT  
MANAGER



**CHRIS MUELLER**  
STUDENT  
MANAGER



**PATRICK SCULLY**  
STUDENT  
MANAGER



**MATT ATER**  
EQUIPMENT  
MANAGER




**STEVE STOLP**  
ACADEMIC  
ADVISOR



**JENNIFER ALLEN**  
BASKETBALL  
SECRETARY



**GREG WALKER**  
ATHLETIC  
COMMUNICATIONS



# 2012-13 SEASON REVIEW

# 2012-13 REVIEW

## 2012-13 SCHEDULE & RESULTS

### NOVEMBER

10	Northern Arizona \$	W, 83-73
12	Portland State	W, 80-69
16	Vanderbilt	W, 74-48
19	Jacksonville State \$	W, 67-45
23	at #18 UNLV \$	W, 83-79
24	vs. #22 Cincinnati \$	L, 77-66
29	Texas-San Antonio	W, 95-78

### DECEMBER

1	Arkansas-Pine Bluff	W, 80-59
8	Idaho State	W, 87-35
15	Nebraska	W, 60-38
19	at UTEP	L, 91-84 (30T)
22	Houston Baptist	W, 91-50
31	Nevada	W, 56-43

### JANUARY

6	at Oregon State *	W, 79-66
10	#4 Arizona *	W, 70-66
13	Arizona State *	W, 68-65
17	at USC *	W, 76-74
19	at #24 UCLA *	W, 76-67
23	Washington State *	W, 68-61
26	Washington *	W, 81-76
30	at Stanford *	L, 76-52

### FEBRUARY

2	at California *	L, 58-54
7	Colorado *	L, 48-47
9	Utah *	W, 73-64
13	at Washington *	W, 65-52
16	at Washington State *	W, 79-77 (OT)
21	California *	L, 48-46
23	Stanford *	W, 77-66
28	Oregon State *	W, 85-75

### MARCH

7	at Colorado *	L, 76-53
9	at Utah *	L, 72-62
14	vs. Washington !	W, 80-77 (OT)
15	vs. Utah !	W, 64-45
16	vs. #21 UCLA !	W, 78-69
21	vs. #17 Oklahoma State #	W, 68-55
23	vs. #13 Saint Louis #	W, 74-57
29	vs. #2 Louisville %	L, 77-69

Home games in **bold**

\$ Global Sports Challenge

\* Denotes Pac-12 game

! Pac-12 Tournament – Las Vegas, Nev.

# NCAA Tournament – San Jose, Calif.

% NCAA Tournament – Indianapolis, Ind.

### DUCKS PLAY LATE INTO MARCH WITH SWEET 16 RUN

The Oregon Ducks advanced to the NCAA Round of 16 for the sixth time in school history in 2012-13. Oregon, seeded 12th in the 2013 NCAA Tournament, defeated No. 5 seed Oklahoma State, 68-55, in the Round of 64 and No. 4 seed Saint Louis, 74-57, in the Round of 32. Both games were played in San Jose, Calif. In the Sweet 16, the Ducks fell to Louisville, the eventual national champion, 77-69, in Indianapolis, Ind. For the Ducks, it was their first berth in the regional semifinals since advancing to the regional finals in 2007.

### DANA ALTMAN NAMED NATIONAL COACH OF THE YEAR

University of Oregon head coach **Dana Altman** was the recipient of the 2013 Jim Phelan Award, presented at the CollegelInsiders.com awards banquet at the Final Four, recognizing the Ducks' third-year man as national coach of the year.

Altman guided the Ducks to a 28-9 overall mark and the program's first trip to the Sweet 16 since 2007, racking up the the fourth-most wins in a single season in UO history in the process. Picked to finish seventh in the preseason Pac-12 Media Poll, Oregon tied for second place in the final regular season standings and won the conference tournament, earning the Pac-12's automatic bid to the NCAA tourney.

The first Oregon head coach to post three straight 20-win seasons since the legendary Howard Hobson led the "Tall Firs" to four straight campaigns from 1935-39, Altman's 2012-13 team became just the sixth UO squad to reach an NCAA Regional Semifinal.

The 2013 Pac-12 Coach of the Year, Altman was also a finalist for the 2013 John McLendon National Coach of the Year Award.

### DUCKS POST FOURTH-BEST WIN TOTAL IN SCHOOL HISTORY

The 2012-13 Ducks finished the year 28-9 overall, the most victories in a single season since Oregon won 29 games in 2006-07. The 28 victories ranked fourth in Oregon history; only the 1944-45 (30-15), 1938-39 (29-5) and 2006-07 (29-8) Ducks won more games.

### OREGON TAKES HOME THIRD PAC-12 TOURNAMENT CROWN

Oregon's 78-69 victory over No. 21 UCLA in the Pac-12 Tournament Championship game on March 16 gave the Ducks their third Pac-12 Tournament title and the conference's automatic bid to the 2013 NCAA Tournament. The Ducks' two other tournament crowns came in 2003 and 2007.

### LOYD NAMED PAC-12 TOURNAMENT MOP

Junior guard **Johnathan Loyd** scored a season-high 19 points in the Pac-12 Championship game against UCLA and was named the tournament's Most Outstanding Player. Loyd averaged 11.3 points per game and 3.0 assists per game for the tournament. In addition, Loyd sunk 11 of his 12 free throw attempts and shot 3-of-7 from behind the arc.

### ALTMAN REACHES FIRST SWEET 16

The 2012-13 Ducks were the ninth team that head coach **Dana Altman** has led to the NCAA Tournament but the first of his nine NCAA teams to advance to the Round of 16. Prior to the 2012-13 campaign, Altman's last NCAA Tournament victory came in March 2002, when his Creighton Bluejays won a thrilling 83-82 game over Florida in the first round.

### LOYD PASSES BRANDON ON STEALS LIST

Duck junior **Johnathan Loyd** posted three steals against Saint Louis to give him 115 career steals and move him past **Terrell Brandon** for ninth on Oregon's all-time steals list. After recording one more in the Louisville game, he enters the 2013-14 season with 116 career steals and is just five away from catching **Maarty Leunen** (121) for eighth place all-time.





## 2012-13 REVIEW

### NCAA TOURNAMENT QUICK NOTES

- Senior **Arsalan Kazemi** averaged 15.0 rebounds per game (45 total) and set the Oregon record for most rebounds in an NCAA Tournament
- Five players scored in double figures for the Ducks in their Sweet 16 game against No. 1 seeded Louisville (Singler - 15, Artis - 12, Dotson - 12, Kazemi - 11, Emory - 10). It marked the first time five Ducks tallied at least 10 points in a single game since Jan. 17 at USC.
- Freshman **Damyean Dotson** put together a strong showing in his first-ever NCAA Tournament, averaging 17.3 points per game, including a career-high 23-point outburst against Saint Louis in the Round of 32.
- Senior **E.J. Singler** averaged 34.3 minutes per game in the NCAA Tournament. In those three games, he averaged 12.3 points per game.
- Oregon cooled off a red-hot Saint Louis squad in the second round, holding the Billikens to just 38 percent (20-of-53) shooting from the field and 14 percent (3-of-21) from behind the arc. Saint Louis entered its Round of 32 game with the Ducks winners of 16-of-17 overall, losing just one game since Jan. 19.

### 2013 OREGON BASKETBALL TEAM HIGHLIGHTS

- The Ducks advanced to the NCAA Regional Semifinals for the sixth time in school history.
- Oregon won its third Pac-12 Tournament Championship to earn the conference's automatic bid to the NCAA Tournament.
- UO's 28 wins were the fourth-most in a single season in school history.
- Oregon went 6-2 against teams ranked in the Top-25.
- Head coach **Dana Altman** was named Pac-12 Coach of the Year and Jim Phelan National Coach of the Year.
- Altman recorded the 600th win of his head coaching career and is 73-37 (.664) in his three years in Eugene.
- **E.J. Singler** earned first team All-Pac-12 accolades and finished his career as the winningest player (89 wins) in school history.
- **Johnathan Loyd** was named the Pac-12 Tournament's Most Outstanding Player.
- **Damyean Dotson** was selected to the Pac-12's All-Freshman team and finished second on the team in scoring.
- The Ducks swept the Pac-12's northwest schools (Oregon State, Washington, Washington State) for the first time since the 1925-26 season.
- Oregon has won 20 or more games in three consecutive seasons for the first time since posting four-straight from 1935-39.
- UO held eight opponents under 50 points, the most since 1982-83.
- The Ducks went 17-2 at Matthew Knight Arena, 6-5 in road contests and 5-2 at neutral sites.

### DOTSON'S CAREER NIGHT PUSHES DUCKS PAST BILLIKENS IN ROUND OF 32

Freshman **Damyean Dotson** scored a career-high 23 points in Oregon's 74-57 victory over fourth-seeded Saint Louis in the NCAA Round of 32 on March 23. Dotson finished the night 8-of-12 from the field and drilled a career-high five 3-pointers, which ranked in a tie for third all-time in Oregon single game NCAA Tournament history. Oregon's win over Saint Louis, which entered the NCAA Tournament ranked 14th in the final *Associated Press* poll, also gave the Ducks their sixth win over a ranked team in 2012-13.

### KAZEMI SETS DUCKS' REBOUNDING RECORD

Oregon senior forward **Arsalan Kazemi** grabbed 45 rebounds during the 2013 NCAA Tournament to break Oregon's all-time record for most rebounds in a single NCAA Tournament. The previous record was held by **Robert Johnson**, who grabbed 33 rebounds in the 2002 and 2003 NCAA Tournament. Additionally, Kazemi's 350 rebounds during the 2012-13 season ranks sixth all-time.

### OREGON ALL-TIME CATEGORY LEADERS

#### POINTS

Rank	Pts.	Player	Games	Years
1	2,085	Ron Lee	112	1972-76
2	1,970	Luke Jackson	126	2000-04
3	1,939	Anthony Taylor	115	1984-88
4	1,829	Greg Ballard	115	1973-77
5	1,803	Tajuan Porter	126	2006-10
6	1,674	Orlando Williams	112	1991-95
7	1,644	Stan Love	78	1968-71
	1,644	Fred Jones	125	1998-02
	1,644	Malik Hairston	117	2004-08
10	1,554	Blair Rasmussen	114	1981-85
11	1,546	E.J. Singler	142	2009-13

#### REBOUNDS

Rank	Reb.	Player	Games	Years
1	1,114	Greg Ballard	115	1973-77
2	903	Maarty Leunen	124	2004-08
3	890	Chet Noe	79	1950-53
4	860	Max Anderson	79	1954-56
5	846	Jim Loscutoff	57	1950-55
6	818	Stan Love	78	1968-71
7	747	Charlie Franklin	73	1955-58
8	746	Luke Jackson	126	2000-04
9	730	Charlie Warren	80	1959-62
10	729	Joevan Catron	133	2006-11
11	727	E.J. Singler	142	2009-13

#### ASSISTS

Rank	Ast.	Player	Games	Years
1	614	Kenya Wilkins	112	1993-97
2	572	Ron Lee	112	1972-76
3	500	Luke Ridnour	96	2000-03
4	471	Aaron Brooks	115	2003-07
5	424	Luke Jackson	126	2000-04
6	367	Fred Jones	125	1998-02
7	315	Terrell Brandon	57	1989-91
8	309	Mike Drummond	95	1974-78
9	305	Malcolm Armstead	70	2009-11
10	300	Anthony Taylor	115	1984-88
11	297	Johnathan Loyd	110	2010-pres.

#### STEALS

Rank	Stl.	Player	Games	Years
1	213	Kenya Wilkins	112	1993-97
2	160	Luke Jackson	126	2000-04
3	154	Malcolm Armstead	70	2009-11
4	150	Luke Ridnour	96	2000-03
5	148	Fred Jones	125	1998-02
6	147	Anthony Taylor	115	1984-88
7	127	Aaron Brooks	115	2003-07
8	121	Maarty Leunen	127	2004-08
9	116	Johnathan Loyd	110	2010-pres.
10	114	Terrell Brandon	57	1989-91

#### BLOCKS

Rank	Blk.	Player	Games	Years
1	116	Blair Rasmussen	114	1981-85
2	93	Bob Fife	80	1989-93
3	91	Tony Woods	70	2011-13
4	75	Chris Christoffersen	93	1998-02
5	74	Henry Madden	82	1993-98
	74	Fred Jones	125	1998-02
7	71	Malik Hairston	117	2004-08
8	65	Michael Dunigan	57	2008-10
9	63	Brett Coffey	59	1987-89
	63	E.J. Singler	142	2009-13

# 2012-13 REVIEW

## SINGLER CAPS FOUR-YEAR CAREER AT OREGON

Senior forward **E.J. Singler** finished off his four-year career at the University of Oregon with 15 points in the Midwest Regional Semifinals against Louisville. Singler posted 1,546 points in his four years in Eugene (11th all-time) and also made 168 3-pointers, good enough for a 10th-place tie on Oregon's all-time list. In addition, Singler and his brother, Kyle, who played four years (2007-11) and won a national championship at Duke University, combined for 3,953 points, which ranks 13th all-time in brother scoring combinations (*a complete list of the NCAA's all-time scoring leaders for brother combinations is listed below*).

## OREGON GRABS 12 SEED IN NCAA TOURNAMENT

The Oregon Ducks made their 11th NCAA Tournament appearance in program history on March 21 when they, as a No. 12 seed, defeated the Midwest Regional's No. 5 seed, Oklahoma State, 68-55, at HP Pavilion in San Jose, Calif.

## DUCKS NET FIRST WIN SINCE 2007

For the Oregon Ducks, the 2013 NCAA Tournament was the program's first since 2008. The 2008 Ducks earned a No. 9 seed but fell to No. 8 seed Mississippi State, 76-69, in the first round. Before Oregon's 68-55 triumph over Oklahoma State in the Round of 64 on March 21, the Ducks' last victory in the NCAA Tournament came in the 2007 Sweet 16, when they knocked off UNLV to advance to the Elite Eight.

## OREGON'S NCAA TOURNAMENT HISTORY

Prior to the 2012-13 Ducks, Oregon had made 10 trips to the NCAA Tournament and was a combined 12-9 in those previous appearances. Oregon has won one national championship (1939) and has advanced to the Elite Eight on five occasions (1939, 1945, 1960, 2002, 2007), although there were only eight participating teams in the 1939 and 1945 NCAA Tournaments.

## MIDWEST REGIONAL HISTORY

Oregon has been selected to play in the NCAA Tournament's Midwest Regional four times in program history and four times in its last five tournament appearances (2002, 2003, 2007, 2013). After its loss to Louisville in the Midwest Regional Semifinals, Oregon is 8-5 in Midwest Regional tournament games, advancing to the Elite Eight in 2002 and 2007, the Sweet 16 in 2013 and falling in the first round of the 2003 NCAA Tournament.

## THREE DUCKS NAMED TO ALL-TOURNAMENT TEAM

In addition to **Johnathan Loyd's** Most Outstanding Player award, senior **Arsalan Kazemi** and freshman **Damyean Dotson** garnered All-Tournament honors at the 2013 Pac-12 Tournament in Las Vegas, Nev. Dotson averaged 15.7 points per game and hit eight out of his 15 3-point attempts. Kazemi notched a double-double (12 points, 12 rebounds) in the final against No. 21 UCLA and posted 14 points and nine boards in the quarterfinal victory over Washington.

## DUCKS BEAT UCLA TWICE FOR JUST THE SECOND TIME SINCE 2003

Oregon's victory over UCLA in the Pac-12 Tournament title game gave the Ducks their second win over UCLA in a single season for just the second time since 2003. The 2010 Ducks accomplished the feat as well. Oregon has won four-straight games over UCLA, its longest winning streak over the Bruins since it won five consecutive games from 2002-03.

## RASK INDUCTED INTO HALL OF HONOR

Prior to the Pac-12 Tournament Championship game, the conference announced its 2013 Hall of Honor inductees. The list of 12 players included former point guard **Chuck Rask**, who played three seasons for the Ducks (1957-1960) and piloted Oregon to its best NCAA tournament finish since the Tall Firs' National Championship by leading the Ducks to the Regional Finals in 1960. Averaging 12.5 points per game his final year while shooting better than 76 percent from the free throw line, Rask still owns the school's McArthur Court records for most free throws made (18) and attempted (19) in a single game vs. Oregon State. He concluded his career by earning All-Far West Classic, All-Coast and All-America honors following his senior season.

## DUCKS TAKE THREE FROM HUSKIES FOR THE FIRST TIME SINCE 1946

Oregon's overtime triumph over Washington in the Pac-12 quarterfinals gave the Ducks' their third victory over their rivals in the 2012-13 season. It marks the first time since the 1945-46 campaign that Oregon has beaten Washington three times in a single season. Last year, the Huskies took two out of three from the Ducks and ended Oregon's season in the NIT quarterfinals.

### ALL-TIME SCORING FOR BROTHER COMBINATIONS

Rank	Pts.	Family	Years
1	5,632	Tripucka (Tracy, Todd, T.K., Kelly)	1970-81
2	4,736	Curry (Steph, Seth)	2007-13
3	4,582	Grant (Greg, Nathan, Josh)	1983-93
4	4,485	Hansbrough (Tyler, Ben)	2006-11
5	4,469	King (Bernard, Albert, Gerald)	1975-89
6	4,405	Bird (Larry, Eddie)	1977-91
7	4,392	Marbury (Eric, Donnie, Norman, Stephon, Zach)	1979-01
8	4,377	Person (Chuck, Wesley)	1983-94
9	4,263	Barry (Scooter, Jon, Brent, Drew)	1986-96
10	4,170	Jacobsen (Adam, Brock, Casey)	1994-02
11	4,104	Price (Mark, Brent)	1983-92
12	3,970	O'Brien (Johnny, Eddie)	1951-53
13	3,953	Singler (Kyle, E.J.)	2007-13
14	3,919	Thompson (Jason, Ryan)	2005-10
15	3,880	Ransley (Kelvin, Clinton)	1977-87



## 2012-13 REVIEW

### **SINGLER NOTCHES 89TH CAREER WIN, PASSES BROOKS ON SCORING LIST**

Oregon's win over Saint Louis in the NCAA Round of 32 added to senior forward **E.J. Singler's** all-time wins mark that leads all players in the history of Oregon basketball. He finished his career with 89 victories. Only four other players in Oregon history (Fred-die Jones, Joevan Catron, Luke Jackson, Dick Wilkins) have won at least 80 games.

### **ALTMAN WINS COACH OF THE YEAR HONOR IN FOURTH DIFFERENT CONFERENCE**

Oregon head coach **Dana Altman** guided the Ducks to a second-place tie in the Pac-12 standings after being picked by the media in the preseason to finish seventh. Under Altman, the Ducks posted their second consecutive second-place finish and third consecutive 20-win season in 2012-13. Altman has now won Coach of the Year honors in four different conferences – the Pac-12 (Oregon, 2013), Missouri Valley (Creighton, 2001 and 2002), Big Eight (Kansas State, 1993) and Southern (Marshall, 1990). He is the third Oregon coach to receive Pac-12 Coach of the Year honors, joining Dick Harter (1977) and Ernie Kent (2002).

### **SINGLER A SEMIFINALIST FOR EDDIE SUTTON TUSTENUGEE AWARD**

Oregon senior forward **E.J. Singler** joined 11 other individuals on the semifinal list for the college basketball's third annual Eddie Sutton Tustengee Award, presented by Tulsa Sports Charities. The Sutton Award is presented to the collegiate basketball player who best exhibits the traits of tenacity and unselfishness that Sutton advocated during his Hall of Fame career.

### **DUCKS FINISH UP OF ONE OF THE PROGRAM'S ALL-TIME GREAT RUNS**

The Oregon basketball program won 89 games over the last four years, good enough for fifth place all-time for most wins in a four-year period in school history. In addition, the 73 wins in Oregon's three years under head coach Dana Altman ranks in a second-place tie all-time for a three-year period.

### **OREGON RECEIVES FIRST-ROUND BYE IN PAC-12 TOURNAMENT**

The Ducks finished the Pac-12 regular season with a 12-6 record, placing them in a three-way tie for second place with California and Arizona. After the tiebreaker scenarios settled, California took the No. 2 seed, Oregon fell to the No. 3 slot and Arizona received the No. 4 seed in the 2013 Pac-12 Tournament.

### **DUCKS TAKE THIRD SEED YET AGAIN**

The Oregon Ducks were the Pac-12 Tournament's third seed for the second-straight year. It is Ducks' best two-year run in highest seeds in program history. Last year, the Ducks lost to No. 6 Colorado, the eventual tournament champions, 63-62 in the quarterfinals. The best seed Oregon has ever received was in 2002, when the Ducks won the Pac-12 regular season and took the No. 1 seed. That year, Oregon dropped an 89-78 decision to No. 4 USC in the tournament semifinals but did advance to the NCAA Tournament Elite Eight just a few short weeks later.

### **OREGON PAC-12 TOURNAMENT HISTORY**

The Ducks are now 18-12 all-time in Pac-12 Tournament games after their 2013 title. Oregon has won three Pac-12 Tournament titles (2003, 2007, 2013), beating USC in 2003 and 2007 before topping UCLA on March 16. In addition, the Ducks are now 4-2 in first round play, 8-5 in the quarterfinals and 3-5 in semifinal play. The Ducks' three tournament championships are the only years in which they appeared in the finals.

### **OREGON TIES HOME WIN MARK**

The 2012-13 Oregon Ducks won 17 games at Matthew Knight Arena in Eugene this year which tied the school record for single-season home victories (Oregon went 17-3 at home in 2011-12). The Ducks finished the year 17-2 at home and carried a 20-game home court winning streak into February before losing a 48-47 game to Colorado on Feb. 7.

### **DUCKS' DEFENSE HOLD EIGHT OPPONENTS UNDER 50 POINTS**

Oregon's 64-45 win over Utah in the Pac-12 Tournament semifinals marked the eighth time in 2012-13 that the Ducks held an opponent under 50 points during a game. The eight games is the most by a Duck team since the 1982-83 and 1959-60 teams held nine opponents to less than 50 points. Overall, dating back to the 1938-39 National Championship team, the eight sub-50 point efforts by Ducks' opponents ranks 14th all-time and are the second-most in more than 50 years.

### **ALTMAN LEADS DUCKS TO 20 WINS AGAIN**

The 2012-13 Oregon Ducks joined just 13 other Oregon basketball teams in the 108-year history of the program to win at least 20 games in a single season with a 65-52 triumph at Washington on Feb. 13. The Ducks have now won at least 20 games in all three of head coach Dana Altman's seasons at the helm of the program.

## 2012-13 REVIEW

### ALTMAN WINS 600TH CAREER GAME

Oregon's victory over Stanford on Feb. 23 was Dana Altman's 600th win in his 28-year coaching career. Altman won 123 games at the junior college level and now has 483 wins as a NCAA Division I head coach.

### ALTMAN REGISTERS 15TH 20-WIN SEASON

Oregon improved to 20-5 overall with its 65-52 victory at Washington on Feb. 13. The win gave head coach Dana Altman his 15th 20-win season in his NCAA Division I coaching career. He has won 20 games in all three of his years at Oregon as well. Altman's first 20-win season came 19 years ago when his 1993-94 Kansas State Wildcats went 20-14 en route to an NIT berth. From 1998-2009, Altman posted 11 consecutive 20-win seasons as head coach at Creighton, including a 29-5 campaign in 2002-03.

### KAZEMI MOVES INTO SECOND PLACE ON OREGON'S ALL-TIME STEALS LIST

Senior **Arsalan Kazemi** tallied four steals in Oregon's loss to Utah on the final day of the regular season to give him 64 for the 2012-13 season. The four steals moved Kazemi past Kenya Wilkins (61 steals, sixth place), Terrell Brandon, Freddie Jones and Luke Ridnour, who each posted 63 steals during the 1990-91, 2001-02 and 2002-03 seasons, respectively, and are in a fourth-place tie all-time. Then, Kazemi posted two steals in the Pac-12 Tournament to give him 66 for the season and move him past Malcolm Armstead's 2010 mark of 65 for second on the all-time steals list. Kazemi finished the 2013 season with 71 steals. The record for most steals in a single season is 89, set by Armstead in 2011.

### DUCKS SWEEP NORTHWEST SCHOOLS FOR FIRST TIME IN 87 YEARS

Oregon's 85-75 victory over Oregon State on Feb. 28 gave the Ducks their first sweep over the Beavers since 2011. It also completed the season sweep over the Pac-12's northwest schools (Oregon State, Washington, Washington State) for the first time since the 1925-26 season. The 1925-26 Ducks also went 6-0 against the Beavers, Huskies and Cougars and completed their sweep with a 25-15 win over Oregon State on Feb. 19, 1926.

### FOUR SENIORS PLAY FINAL GAME AT MATTHEW KNIGHT ARENA

The second leg of the Civil War on Feb. 28 marked the final game in Eugene for four Oregon seniors: **E.J. Singler**, **Tony Woods**, **Carlos Emory** and **Arsalan Kazemi**. Singler will go down as one of the most prolific scorers in Duck history; he finished his career with 1,546 career points (11th on Oregon's all-time scoring list). Woods accumulated 91 blocks in his two-year career with the Ducks, which lands him third all-time. In his two years with Oregon, Emory was a force off the bench for Dana Altman. He finished third on the 2012-13 Ducks in scoring, averaging 11.1 points per game. Finally, Kazemi, who transferred to Oregon after playing his first three years at Rice, averaged 9.4 points and 10.0 rebounds per game in 2012-13 and consistently ranked in the top-three in the Pac-12 in rebounding the entire season. He grabbed a season-high 18 rebounds on Feb. 21 against California.

### WOODS ECLIPSES PERSONAL REBOUNDING BEST IN WIN OVER STANFORD

Senior **Tony Woods** grabbed a career-high nine rebounds in Oregon's 77-66 triumph over Stanford on Feb. 23. The nine boards broke his previous high of eight which he set on Feb. 2 at California. Woods scored nine points and was 4-of-6 from the field in 23 minutes to compliment his rebounding effort.

### LOYD DISHES OUT CAREER-HIGH NINE ASSISTS IN STANFORD GAME

**Johnathan Loyd** put forth one of his best games of the season on Feb. 23 against Stanford. The Oregon point guard scored a season-high 15 points and dished out a career-high nine assists to help bury the Cardinal. Loyd also played a game-high 37 minutes to pace the Ducks.

### LOYD RECORDS CAREER-HIGH IN STEALS IN LOSS TO CAL

Oregon junior guard **Johnathan Loyd** notched a career-high five steals in the Ducks' loss to Cal on Feb. 21. Loyd broke his previous mark of four steals, which he had done seven times before.

### LOYD PUTS UP ANOTHER STRONG PERFORMANCE AGAINST WASHINGTON

Junior guard **Johnathan Loyd** scored 11 points on Feb. 13 at Washington, his first double-figure scoring game of the season. All 11 of Loyd's points came in the second half. In the win, Loyd surpassed his previous season-high of nine points that he set on Jan. 26 in Oregon's 81-76 win over the Huskies in Eugene.

### TWO DUCKS SCORE OVER 20 IN WIN AT WASHINGTON STATE

Seniors **E.J. Singler** and **Carlos Emory** each finished with 20-point games in Oregon's win at Washington State. Singler's 25 points were a season-high and Emory's 20 points were a career high. In addition, it marked the first time since March 18, 2012 that two Oregon players scored at least 20 points in a game. That night, Singler and Olu Ashaolu had 25 and 22 points, respectively, in Oregon's 108-97 triumph over Iowa in the National Invitational Tournament.

# 2012-13 REVIEW

## Oregon Ducks Basketball Oregon Ducks Combined Team Statistics (as of Apr 01, 2013) All games

Overall record: 28-9 Conf: 12-6 Home: 17-2 Away: 6-5 Neutral: 5-2

#	Player	gp-gs	min	Total		3-Point		F-Throw		Rebounds					pts	avg						
				fg-fga	fg%	3fg-fga	3fg%	ft-fta	ft%	off	def	tot	avg	pf			dq	a	to	blk	stl	
25	Singler, E.J.	37-37	1147	31.0	141-343	.411	51-142	.359	99-126	.786	49	132	181	4.9	85	2	105	92	11	34	432	11.7
21	Dotson, Damyean	37-36	1031	27.9	163-371	.439	47-143	.329	47-65	.723	32	98	130	3.5	42	0	33	51	5	34	420	11.4
33	Emory, Carlos	37-5	973	26.3	149-321	.464	30-94	.319	82-113	.726	58	104	162	4.4	82	1	38	74	11	28	410	11.1
14	Kazemi, Arsalan	35-27	1016	29.0	113-190	.595	0-1	.000	102-151	.675	98	252	350	10.0	66	0	48	52	23	71	328	9.4
55	Woods, Tony	37-36	778	21.0	126-241	.523	0-0	.000	79-120	.658	62	68	130	3.5	94	3	17	59	40	5	331	8.9
01	Artis, Dominic	28-25	666	23.8	84-226	.372	34-95	.358	36-53	.679	13	48	61	2.2	50	0	90	68	7	43	238	8.5
10	Loyd, Johnathan	37-16	818	22.1	61-166	.367	22-71	.310	42-63	.667	4	54	58	1.6	75	0	107	71	5	51	186	5.0
20	Austin, Waverly	35-1	384	11.0	44-98	.449	0-0	.000	21-38	.553	40	54	94	2.7	57	0	7	34	29	13	109	3.1
40	Kuemper, Austin	9-0	51	5.7	8-14	.571	1-1	1.000	5-6	.833	1	5	6	0.7	11	0	1	1	2	0	22	2.4
32	Carter, Ben	37-0	383	10.4	27-70	.386	0-0	.000	35-42	.833	35	50	85	2.3	52	0	20	21	13	20	89	2.4
05	Richardson, Fred	10-0	51	5.1	8-17	.471	3-8	.375	5-7	.714	3	5	8	0.8	2	0	1	2	0	1	24	2.4
24	Moore, Willie	26-2	180	6.9	17-44	.386	3-17	.176	16-23	.696	8	9	17	0.7	26	0	14	24	0	11	53	2.0
04	Lucenti, Nicholas	7-0	15	2.1	2-4	.500	0-2	.000	0-0	.000	2	0	2	0.3	1	0	2	0	0	1	4	0.6
12	Baker, Coleton	12-0	32	2.7	1-4	.250	1-2	.500	1-2	.500	0	1	1	0.1	7	0	1	1	0	2	4	0.3
Team											46	58	104		1		5					
Total.....		37	7525		944-2109	.448	192-576	.333	570-809	.705	451	938	1389	37.5	651	6	484	555	146	314	2650	71.6
Opponents.....		37	7525		845-2039	.414	203-608	.334	459-679	.676	350	807	1157	31.3	697	-	401	569	109	248	2352	63.6

TEAM STATISTICS	ORE	OPP	Date	Opponent	Score	Att.					
SCORING	2650	2352	11/10/12	NORTHERN ARIZONA	w	83-73	5768				
Points per game	71.6	63.6	11/12/12	PORTLAND STATE	w	80-69	5577				
Scoring margin	+8.1	-	11/16/12	VANDERBILT	w	74-48	9137				
FIELD GOALS-ATT	944-2109	845-2039	11/19/12	JACKSONVILLE STATE	w	67-45	5163				
Field goal pct	.448	.414	11/23/12	at UNLV	w	83-79	16730				
3 POINT FG-ATT	192-576	203-608	11/24/12	vs Cincinnati	L	66-77	13954				
3-point FG pct	.333	.334	11/29/12	UT-SAN ANTONIO	w	95-78	5204				
3-pt FG made per game	5.2	5.5	12/1/12	ARKANSAS-PINE BLUFF	w	80-59	5281				
FREE THROWS-ATT	570-809	459-679	12/8/12	IDAHO STATE	w	87-35	5328				
Free throw pct	.705	.676	12/15/12	NEBRASKA	w	60-38	6102				
F-Throws made per game	15.4	12.4	12/19/12	at UTEP	Lo3	84-91	8512				
REBOUNDS	1389	1157	12/22/12	HOUSTON BAPTIST	w	91-50	5284				
Rebounds per game	37.5	31.3	12/31/12	NEVADA	w	56-43	5817				
Rebounding margin	+6.3	-	* 1/6/13	at Oregon State	w	79-66	8612				
ASSISTS	484	401	* 1/10/13	ARIZONA	w	70-66	9544				
Assists per game	13.1	10.8	* 1/13/13	ARIZONA STATE	w	68-65	7813				
TURNOVERS	555	569	* 1/17/13	at USC	w	76-74	4722				
Turnovers per game	15.0	15.4	* 1/19/13	at UCLA	w	76-67	12254				
Turnover margin	+0.4	-	* 1/23/13	WASHINGTON STATE	w	68-61	6946				
Assist/turnover ratio	0.9	0.7	* 1/26/13	WASHINGTON	w	81-76	12364				
STEALS	314	248	* 1/30/13	at Stanford	L	52-76	4816				
Steals per game	8.5	6.7	* 2/2/13	at California	L	54-58	9457				
BLOCKS	146	109	* 2/7/13	COLORADO	L	47-48	8862				
Blocks per game	3.9	2.9	* 2/9/13	UTAH	w	73-64	9041				
ATTENDANCE	144439	220584	* 2/13/13	at Washington	w	65-52	8466				
Home games-Avg/Game	19-7602	11-9221	* 2/16/13	at Washington State	Wot	79-77	5216				
Neutral site-Avg/Game	-	7-17023	* 2/21/13	CAL	L	46-48	8223				
			* 2/23/13	STANFORD	w	77-66	12364				
Score by Periods	1st	2nd	OT	OT2	OT3	Totals					
Oregon Ducks	1269	1335	30	7	9	2650	* 2/28/13	OREGON STATE	w	85-75	10621
Opponents	1120	1184	25	7	16	2352	* 3/7/13	at Colorado	L	53-76	11013
							* 3/9/13	at Utah	L	62-72	11628
							3/14/13	vs Washington	Wot	80-77	10566
							3/15/13	vs Utah	w	64-45	13151
							3/16/13	vs UCLA	w	78-69	11101
							03/21/13	vs Oklahoma State	w	68-55	16836
							03/23/13	vs Saint Louis	w	74-57	18030
							3/29/13	vs Louisville	L	69-77	35520

\* - Conference game

# 2012-13 REVIEW

## Oregon Ducks Basketball Oregon Ducks Combined Team Statistics (as of Apr 01, 2013) Conference games

RECORD:	OVERALL	HOME	AWAY	NEUTRAL
ALL GAMES	12-6	7-2	5-4	0-0
CONFERENCE	12-6	7-2	5-4	0-0
NON-CONFERENCE	0-0	0-0	0-0	0-0

#	Player	gp-gs	min	avg	Total			3-Point		F-Throw		Rebounds				pf	dq	a	to	blk	stl	pts	avg
					fg-fga	fg%	3fg-fga	3fg%	ft-fga	ft%	off	def	tot	avg									
25	Singler, E.J.	18-18	596	33.1	73-181	.403	25-74	.338	58-70	.829	23	63	86	4.8	43	0	53	43	5	19	229	12.7	
33	Emory, Carlos	18-5	491	27.3	78-165	.473	11-44	.250	36-52	.692	20	57	77	4.3	41	0	17	47	4	13	203	11.3	
21	Dotson, Damyean	18-18	504	28.0	68-174	.391	16-59	.271	28-41	.683	17	54	71	3.9	25	0	14	24	1	14	180	10.0	
14	Kazemi, Arsalan	18-13	544	30.2	60-99	.606	0-0	.000	56-83	.675	50	118	168	9.3	32	0	20	23	10	33	176	9.8	
01	Artis, Dominic	9-6	203	22.6	23-57	.404	15-31	.484	16-23	.696	3	14	17	1.9	19	0	29	20	3	7	77	8.6	
55	Woods, Tony	18-18	412	22.9	56-112	.500	0-0	.000	41-57	.719	31	33	64	3.6	45	0	7	28	15	3	153	8.5	
10	Loyd, Johnathan	18-12	456	25.3	33-94	.351	11-42	.262	18-34	.529	1	24	25	1.4	36	0	58	35	3	31	95	5.3	
20	Austin, Waverly	18-0	191	10.6	18-52	.346	0-0	.000	9-20	.450	16	25	41	2.3	26	0	3	10	20	10	45	2.5	
05	Richardson, Fred	2-0	10	5.0	1-3	.333	0-0	.000	3-4	.750	2	1	3	1.5	1	0	0	1	0	0	5	2.5	
24	Moore, Willie	13-0	83	6.4	8-21	.381	0-7	.000	10-14	.714	3	4	7	0.5	15	0	8	14	0	5	26	2.0	
32	Carter, Ben	18-0	126	7.0	10-25	.400	0-0	.000	2-6	.333	13	7	20	1.1	24	0	4	7	7	9	22	1.2	
12	Baker, Coleton	3-0	4	1.3	0-0	.000	0-0	.000	0-0	.000	0	0	0	0.0	0	0	0	0	0	0	0	0.0	
40	Kuemper, Austin	1-0	5	5.0	0-1	.000	0-0	.000	0-0	.000	0	0	0	0.0	0	0	0	0	0	0	0	0.0	
Team											23	25	48		1		4						
Total.....		18	3625		428-984	.435	78-257	.304	277-404	.686	202	425	627	34.8	308	0	213	256	68	144	1211	67.3	
Opponents.....		18	3625		427-977	.437	102-281	.363	231-332	.696	163	405	568	31.6	345	-	209	258	62	112	1187	65.9	

TEAM STATISTICS	ORE	OPP	Date	Opponent	Score	Att.
SCORING	1211	1187	* 1/6/13	at Oregon State	w 79-66	8612
Points per game	67.3	65.9	* 1/10/13	ARIZONA	w 70-66	9544
Scoring margin	+1.3	-	* 1/13/13	ARIZONA STATE	w 68-65	7813
FIELD GOALS-ATT	428-984	427-977	* 1/17/13	at USC	w 76-74	4722
Field goal pct	.435	.437	* 1/19/13	at UCLA	w 76-67	12254
3 POINT FG-ATT	78-257	102-281	* 1/23/13	WASHINGTON STATE	w 68-61	6946
3-point FG pct	.304	.363	* 1/26/13	WASHINGTON	w 81-76	12364
3-pt FG made per game	4.3	5.7	* 1/30/13	at Stanford	L 52-76	4816
FREE THROWS-ATT	277-404	231-332	* 2/2/13	at California	L 54-58	9457
Free throw pct	.686	.696	* 2/7/13	COLORADO	L 47-48	8862
F-Throws made per game	15.4	12.8	* 2/9/13	UTAH	w 73-64	9041
REBOUNDS	627	568	* 2/13/13	at Washington	w 65-52	8466
Rebounds per game	34.8	31.6	* 2/16/13	at Washington State	Wot 79-77	5216
Rebounding margin	+3.3	-	* 2/21/13	CAL	L 46-48	8223
ASSISTS	213	209	* 2/23/13	STANFORD	w 77-66	12364
Assists per game	11.8	11.6	* 2/28/13	OREGON STATE	w 85-75	10621
TURNOVERS	256	258	* 3/7/13	at Colorado	L 53-76	11013
Turnovers per game	14.2	14.3	* 3/9/13	at Utah	L 62-72	11628
Turnover margin	+0.1	-				
Assist/turnover ratio	0.8	0.8	* - Conference game			
STEALS	144	112				
Steals per game	8.0	6.2				
BLOCKS	68	62				
Blocks per game	3.8	3.4				
ATTENDANCE	85778	76184				
Home games-Avg/Game	9-9531	9-8465				
Neutral site-Avg/Game	-	0-0				

Score by Periods	1st	2nd	OT	Totals
Oregon Ducks	539	664	8	1211
Opponents	581	600	6	1187









# TEAM HIGHS/LOWS

## OREGON / OPPONENT TEAM HIGHS AND LOWS

### OREGON - GAME HIGHS

POINTS	95	UT-SAN ANTONIO (11/29/12)
	91	HOUSTON BAPTIST (12/22/12)
	87	IDAHO STATE (12/8/12)
FIELD GOALS MADE	38	UT-SAN ANTONIO (11/29/12)
	33	HOUSTON BAPTIST (12/22/12)
FIELD GOAL ATTEMPTS	81	at UTEP (12/19/12)
	68	HOUSTON BAPTIST (12/22/12)
FIELD GOAL PCT.	.633 (38-60)	UT-SAN ANTONIO (11/29/12)
	.578 (26-45)	WASHINGTON (1/26/13)
3 PT FIELD GOALS MADE	9	HOUSTON BAPTIST (12/22/12)
	9	IDAHO STATE (12/8/12)
	9	PORTLAND STATE (11/12/12)
3 PT FG ATTEMPTS	28	at UTEP (12/19/12)
	24	at Washington State (2/16/13)
3 PT FG PERCENTAGE	.727 (8-11)	vs Saint Louis (03/23/13)
	.636 (7-11)	ARIZONA (1/10/13)
FREE THROWS MADE	27	UTAH (2/9/13)
	27	WASHINGTON (1/26/13)
FREE THROW ATTEMPTS	37	WASHINGTON (1/26/13)
	35	UTAH (2/9/13)
FREE THROW PERCENTAGE	1.000 (2-2)	COLORADO (2/7/13)
	.933 (14-15)	ARIZONA STATE (1/13/13)
REBOUNDS	52	HOUSTON BAPTIST (12/22/12)
	49	at UTEP (12/19/12)
ASSISTS	20	HOUSTON BAPTIST (12/22/12)
	20	UT-SAN ANTONIO (11/29/12)
STEALS	14	ARKANSAS-PINE BLUFF (12/1/12)
	14	UT-SAN ANTONIO (11/29/12)
	14	JACKSONVILLE STATE (11/19/12)
BLOCKED SHOTS	8	NEVADA (12/31/12)
TURNOVERS	23	WASHINGTON (1/26/13)
FOULS	28	at UTEP (12/19/12)

### OREGON - GAME LOWS

POINTS	46	CAL (2/21/13)
	47	COLORADO (2/7/13)
FIELD GOALS MADE	16	CAL (2/21/13)
	17	NEVADA (12/31/12)
FIELD GOAL ATTEMPTS	42	at California (2/2/13)
	43	NEVADA (12/31/12)
FIELD GOAL PERCENTAGE	.276	16-58 CAL (2/21/13)
	.345	19-55 vs Cincinnati (11/24/12)
3 PT FIELD GOALS MADE	2	NEBRASKA (12/15/12)
	2	six times
3 PT FG ATTEMPTS	7	STANFORD (2/23/13)
	8	WASHINGTON (1/26/13)
3 PT FG PERCENTAGE	.133 (2-15)	CAL (2/21/13)
	.154 (2-13)	NEBRASKA (12/15/12)
FREE THROWS MADE	2	COLORADO (2/7/13)
	8	NEBRASKA (12/15/12)
FREE THROW ATTEMPTS	2	COLORADO (2/7/13)
	13	JACKSONVILLE STATE (11/19/12)
FREE THROW PERCENTAGE	.409 (9-22)	at Colorado (3/7/13)
	.519 (14-27)	at UTEP (12/19/12)
REBOUNDS	28	ARIZONA (1/10/13)
	28	OREGON STATE (2/28/13)
	28	at Utah (3/9/13)
ASSISTS	4	at Stanford (1/30/13)
	7	at Colorado (3/7/13)
STEALS	3	at USC (1/17/13)
BLOCKED SHOTS	1	four times
TURNOVERS	7	IDAHO STATE (12/8/12)
	9	at Washington (2/13/13)
FOULS	11	NORTHERN ARIZONA (11/10/12)
	11	JACKSONVILLE STATE (11/19/12)
	11	ARIZONA STATE (1/13/13)

### OPPONENT - GAME HIGHS

POINTS	91	at UTEP (12/19/12)
	79	at UNLV (11/23/12)
	78	UT-SAN ANTONIO (11/29/12)
FIELD GOALS MADE	30	vs Washington (3/14/13)
	30	at Utah (3/9/13)
	30	UT-SAN ANTONIO (11/29/12)
FIELD GOAL ATTEMPTS	70	NORTHERN ARIZONA (11/10/12)
	69	HOUSTON BAPTIST (12/22/12)
FIELD GOAL PERCENTAGE	.566 (30-53)	at Utah (3/9/13)
	.566 (30-53)	UT-SAN ANTONIO (11/29/12)
3 PT FIELD GOALS MADE	12	at Washington State (2/16/13)
	11	vs Cincinnati (11/24/12)
3 PT FG ATTEMPTS	30	at UNLV (11/23/12)
	29	NORTHERN ARIZONA (11/10/12)
3 PT FG PERCENTAGE	.667 (8-12)	WASHINGTON (1/26/13)
	.600 (6-10)	vs UCLA (3/16/13)
FREE THROWS MADE	30	at UTEP (12/19/12)
	23	at Washington State (2/16/13)
	23	at UNLV (11/23/12)
FREE THROW ATTEMPTS	41	at UTEP (12/19/12)
	32	at USC (1/17/13)
FREE THROW PERCENTAGE	.920 (23-25)	at UNLV (11/23/12)
	.895 (17-19)	PORTLAND STATE (11/12/12)
REBOUNDS	44	at UTEP (12/19/12)
	44	vs Cincinnati (11/24/12)
ASSISTS	21	at UTEP (12/19/12)
	18	at UNLV (11/23/12)
STEALS	12	at California (2/2/13)
BLOCKED SHOTS	6	vs Washington (3/14/13)
	6	CAL (2/21/13)
	6	at USC (1/17/13)
TURNOVERS	23	UT-SAN ANTONIO (11/29/12)
	23	JACKSONVILLE STATE (11/19/12)
FOULS	27	OREGON STATE (2/28/13)
	27	UTAH (2/9/13)
	27	WASHINGTON (1/26/13)

### OPPONENT - GAME LOWS

POINTS	35	IDAHO STATE (12/8/12)
	38	NEBRASKA (12/15/12)
	43	NEVADA (12/31/12)
FIELD GOALS MADE	12	IDAHO STATE (12/8/12)
	15	NEBRASKA (12/15/12)
	15	vs Utah (3/15/13)
FIELD GOAL ATTEMPTS	43	IDAHO STATE (12/8/12)
	47	VANDERBILT (11/16/12)
FIELD GOAL PERCENTAGE	.261 (18-69)	HOUSTON BAPTIST (12/22/12)
	.279 (12-43)	IDAHO STATE (12/8/12)
3 PT FIELD GOALS MADE	1	ARKANSAS-PINE BLUFF (12/1/12)
	1	CAL (2/21/13)
3 PT FG ATTEMPTS	6	CAL (2/21/13)
	8	ARKANSAS-PINE BLUFF (12/1/12)
3 PT FG PERCENTAGE	.125 (1-8)	ARKANSAS-PINE BLUFF (12/1/12)
	.130 (3-23)	NEVADA (12/31/12)
FREE THROWS MADE	4	JACKSONVILLE STATE (11/19/12)
FREE THROW ATTEMPTS	7	NEBRASKA (12/15/12)
	9	ARIZONA STATE (1/13/13)
FREE THROW PERCENTAGE	.308 (4-13)	JACKSONVILLE STATE (11/19/12)
REBOUNDS	19	UT-SAN ANTONIO (11/29/12)
	19	IDAHO STATE (12/8/12)
	19	UTAH (2/9/13)
ASSISTS	4	JACKSONVILLE STATE (11/19/12)
	5	NEVADA (12/31/12)
STEALS	1	IDAHO STATE (12/8/12)
	2	HOUSTON BAPTIST (12/22/12)
BLOCKED SHOTS	0	PORTLAND STATE (11/12/12)
	0	VANDERBILT (11/16/12)
	0	NEBRASKA (12/15/12)
	0	WASHINGTON (1/26/13)
TURNOVERS	10	at USC (1/17/13)
	11	NEVADA (12/31/12)
	11	at Washington State (2/16/13)
FOULS	7	COLORADO (2/7/13)
	12	IDAHO STATE (12/8/12)

# INDIVIDUAL HIGHS

## OREGON - INDIVIDUAL GAME HIGHS

Points	25	Singler, E.J. at Washington State (2/16/13)
	23	Dotson, Damyean vs Saint Louis (03/23/13)
	22	Singler, E.J. vs Vanderbilt (11/16/12)
	21	Singler, E.J. at Utah (3/9/13)
	21	Emory, Carlos vs Oregon State (2/28/13)
Field Goals Made	21	Singler, E.J. vs Utah (2/9/13)
	21	Dotson, Damyean at Oregon State (1/6/13)
	8	Dotson, Damyean vs Saint Louis (03/23/13)
	8	Loyd, Johnathan vs UCLA (3/16/13)
	8	Emory, Carlos vs Oregon State (2/28/13)
	8	Woods, Tony at UCLA (1/19/13)
	8	Dotson, Damyean at Oregon State (1/6/13)
	8	Dotson, Damyean at UTEP (12/19/12)
	8	Kazemi, Arsalan vs UT-San Antonio (11/29/12)
	8	Dotson, Damyean at UNLV (11/23/12)
Field Goal Att.	8	Woods, Tony vs Jacksonville State (11/19/12)
	23	Artis, Dominic at UTEP (12/19/12)
FG Pct (min 5 made)	21	Emory, Carlos at UTEP (12/19/12)
	.889 (8-9)	Woods, Tony at UCLA (1/19/13)
3-Point FG Made	.889 (8-9)	Kazemi, Arsalan vs UT-San Antonio (11/29/12)
	5	Dotson, Damyean vs Saint Louis (03/23/13)
	4	Singler, E.J. at Utah (3/9/13)
3-Point FG Att	4	Singler, E.J. at Washington State (2/16/13)
	4	Artis, Dominic vs Portland State (11/12/12)
	9	Dotson, Damyean vs Oklahoma State (03/21/13)
	9	Emory, Carlos at UTEP (12/19/12)
3-Pt FG Pct (min 2 made)	9	Singler, E.J. vs Vanderbilt (11/16/12)
	1.000 (2-2)	Artis, Dominic vs Louisville (3/29/13)
	1.000 (2-2)	Singler, E.J. vs Washington (3/14/13)
	1.000 (2-2)	Artis, Dominic vs Oregon State (2/28/13)
	1.000 (2-2)	Dotson, Damyean vs Arizona State (1/13/13)
Free Throws Made	1.000 (2-2)	Loyd, Johnathan at UTEP (12/19/12)
	12	Singler, E.J. vs Utah (2/9/13)
	9	Singler, E.J. at Washington State (2/16/13)
Free Throw Att.	9	Singler, E.J. vs Vanderbilt (11/16/12)
	15	Kazemi, Arsalan at UTEP (12/19/12)
	13	Singler, E.J. vs Utah (2/9/13)
FT Pct (min 3 made)	1.000 (8-8)	Loyd, Johnathan vs Utah (3/15/13)
	1.000 (8-8)	Singler, E.J. vs Cincinnati (11/24/12)
Rebounds	18	Kazemi, Arsalan vs Cal (2/21/13)
	17	Kazemi, Arsalan vs Oklahoma State (03/21/13)
	17	Kazemi, Arsalan vs Nebraska (12/15/12)
Assists	9	Loyd, Johnathan vs Stanford (2/23/13)
	7	Loyd, Johnathan at Washington State (2/16/13)
	7	Loyd, Johnathan at California (2/2/13)
	7	Singler, E.J. at USC (1/17/13)
Steals	7	Singler, E.J. vs Arizona (1/10/13)
	5	Kazemi, Arsalan vs Stanford (2/23/13)
	5	Loyd, Johnathan vs Cal (2/21/13)
	5	Artis, Dominic vs Arkansas-Pine Bluff (12/1/12)
	5	Kazemi, Arsalan vs Arkansas-Pine Bluff (12/1/12)
Blocked Shots	5	Kazemi, Arsalan vs UT-San Antonio (11/29/12)
	5	Kazemi, Arsalan vs Jacksonville State (11/19/12)
	5	Woods, Tony vs Jacksonville State (11/19/12)
Turnovers	4	Carter, Ben vs Oregon State (2/28/13)
	8	Singler, E.J. vs Saint Louis (03/23/13)
	7	Singler, E.J. vs Washington (1/26/13)
	7	Singler, E.J. vs Nevada (12/31/12)

DEEP IN THE



**Greg Ballard**  
1973-77

# THE HISTORY









# SCORING LEADERS

## YEAR-BY-YEAR SCORING LEADERS

Year	Player	G	FG-FGA	FT-FTA	Pts.	Avg.
1949-50	Will Urban	26	92-289	60-106	290	11.1
1950-51	Jim Loscutoff	31	118-401	51- 82	318	10.3
	Bob Peterson	19	80-299	24- 70	230	12.1
1951-52	Chet Noe	30	142-447	92-156	376	12.5
	Bob Peterson	28	139-423	74-114	352	12.6
1952-53	Chet Noe	28	155-N/A	150-239	460	16.4
1953-54	Ed Halberg	27	120-262	95-138	335	12.3
1954-55	Jim Loscutoff	25	202-544	101-171	505	19.4
1955-56	Max Anderson	26	130-388	142-209	402	15.4
1956-57	Charlie Franklin	25	143-363	128-194	414	16.6
1957-58	Charlie Franklin	24	145-N/A	132-N/A	422	17.6
1958-59	Dale Herron	24	95-301	105-162	295	12.3
1959-60	Glenn Moore	26	168-379	100-159	376	14.4
1960-61	Charlie Warren	26	177-445	89-130	443	17.0
1961-62	Charlie Warren	26	220-551	136-186	576	22.2
1962-63	Steve Jones	26	142-338	92-119	376	14.5
	Jim Johnson	26	138-319	100-141	376	14.5
1963-64	Steve Jones	26	158-386	106-134	422	16.2
1964-65	Jim Barnett	26	175-420	144-184	494	19.0
1965-66	Jim Barnett	23	152-371	139-177	443	19.3
1966-67	Nick Jones	26	197-446	114-155	508	19.5
1967-68	Ken Smith	26	148-331	110-151	406	15.6
1968-69	Stan Love	26	183-405	97-152	463	17.8
1969-70	Stan Love	26	199-385	144-207	542	20.8
1970-71	Stan Love	26	247-477	145-187	639	24.6
1971-72	Doug Little	25	152-359	75- 98	379	15.2
1972-73	Ron Lee	26	192-451	105-150	489	18.8
1973-74	Ron Lee	26	203-478	80-112	486	18.7
1974-75	Ron Lee	30	230-590	92-126	552	18.4
1975-76	Ron Lee	30	213-487	132-166	558	18.6
1976-77	Greg Ballard	29	238-452	153-179	629	21.7
1977-78	Dan Hartshorne	26	97-190	48- 78	242	9.3
	Phil Barner	27	105-249	39- 72	249	9.2
1978-79	Rob Closs	27	99-212	81- 93	279	10.3
1979-80	Mike Clark	27	121-243	64-132	306	11.3
1980-81	Mike Clark	27	167-311	85-143	419	15.5
1981-82	John Greig	27	145-308	139-173	429	15.8
1982-83	Blair Rasmussen	27	160-296	80-116	400	14.8
1983-84	Blair Rasmussen	29	196-377	90-112	482	16.6
1984-85	Blair Rasmussen	31	195-381	109-151	499	16.1
1985-86	Anthony Taylor	28	172-374	133-164	477	17.0
1986-87	Anthony Taylor	30	224-476	125-155	589	19.6
1987-88	Anthony Taylor	26	191-417	131-157	555	21.3
1988-89	Frank Johnson	29	156-359	108-152	472	16.3
1989-90	Terrell Brandon	29	190-401	97-129	518	17.9
1990-91	Terrell Brandon	28	273-556	159-187	745	26.6
1991-92	Antoine Stoudamire	22	153-335	99-137	452	20.5
1992-93	Antoine Stoudamire	30	182-414	152-213	558	18.6
1993-94	Orlando Williams	27	166-377	88-112	501	18.6
1994-95	Orlando Williams	28	164-361	102-135	524	18.7
1995-96	Kenya Wilkins	29	120-300	126-149	398	13.7
	Jamal Lawrence	29	139-334	40- 58	398	13.7
1996-97	Kenya Wilkins	28	148-290	113-137	440	15.7
1997-98	Terik Brown	27	105-268	68- 86	345	12.8
1998-99	Alex Scales	32	164-406	79-107	457	14.3
1999-00	Alex Scales	30	179-393	78-100	490	16.3
2000-01	Bryan Bracey	28	177-359	130-165	522	18.6
2001-02	Fred Jones	34	215-413	169-194	650	18.6
2002-03	Luke Ridnour	33	203-470	162-184	649	19.7
2003-04	Luke Jackson	31	210-430	163-189	656	21.2
2004-05	Aaron Brooks	27	126-294	94-110	398	14.7
2005-06	Malik Hairston	32	175-372	47-124	479	15.0
2006-07	Aaron Brooks	35	213-463	115-136	621	17.7
2007-08	Malik Hairston	31	176-335	101-138	505	16.3
2008-09	Tajuan Porter	30	148-377	95-109	477	15.4
2009-10	Tajuan Porter	28	123-338	56-61	368	13.1
2010-11	Joewan Catron	37	195-416	178-248	588	15.9
2011-12	Devoe Joseph	28	166-351	70-88	468	16.7
2012-13	E.J. Singler	37	141-343	99-126	432	11.7


Includes three-point field goals since 1986-87

## OREGON PLAYERS WITH TRIPLE - DOUBLES

Player	P-R-A	Opponent (W-L, Score)	Date
Ron Lee	15-12-11	Montana State (W, 83-63)	12-7-1972
Luke Jackson	14-11-10	at Washington (W, 85-73)	2-17-2001
Luke Jackson	14-11-10	Florida A&M (W, 107-66)	12-20-2002



Ron Lee recorded the first triple-double in school history in a game against Montana State on Dec. 7, 1972.



Fred Jones averaged a team-best 18.6 points per game during the 2001-02 season for the Ducks, who were an Elite Eight team that year.



# TOP 10 SCORERS

## MOST POINTS IN A SINGLE GAME

Pts.	Player	Opponent (W-L, Score)	Date
43	Greg Ballard	Oral Roberts (W, 90-89)	3-9-1977
42	Luke Jackson	Arizona (L, 100-87)	2-19-2004
41	Ron Lee	Seattle (W, 96-65)	1-26-1976
41	Greg Ballard	California (L, 107-102)	2-10-1977
40	Stan Love	California (W, 98-91)	2-13-1970
40	Greg Ballard	Oregon State (L, 78-73)	3-3-1977
40	Orlando Williams	Washington State (W, 98-87)	2-19-1994
40	Luke Jackson	Colorado (W, 77-72 OT)	3-17-2004
39	Luke Jackson	Oregon State (L, 90-81)	1-10-2004
38	Terrell Brandon	Oregon State (L, 84-76)	1-12-1991
38	Tajuan Porter	Portland State (W, 116-68)	11-12-2006
37	Steve Jones	Washington State (W, 79-62)	12-27-1963
37	Blair Rasmussen	Washington State (W, 78-73)	2-16-1984
36	Charlie Franklin	Washington State (W, 87-81)	1-25-1957
36	Charlie Franklin	Washington (W, 87-83)	2-15-1958
36	Charlie Warren	Portland (W, 64-51)	12-1-1961
36	Anthony Taylor	Arizona State (W, 86-84)	1-14-1988
36	Fred Jones	Arizona State (L, 86-74)	3-1-2001
36	Fred Jones	Stanford (L, 90-87 OT)	2-7-2002
35	Jim Loscutoff	Brigham Young (W, 82-71)	1-28-1955
35	Charlie Franklin	Idaho (W, 81-76)	1-25-1958
35	Charlie Franklin	Idaho (W, 82-75)	2-8-1958
35	Nick Jones	USC (L, 73-70)	2-18-1967
35	Stan Love	Montana (W, 92-81)	12-12-1969
35	Stan Love	Washington (W, 82-75)	1-25-1971
35	Greg Ballard	Washington State (W, 70-56)	2-28-1976
34	Stan Love	Texas Tech (W, 96-81)	12-4-1970
34	Stan Love	USC (L, 93-78)	2-13-1971
34	Stan Love	Stanford (W, 80-75)	2-27-1971
34	Ron Lee	Washington (W, 84-82)	3-2-1974
34	Greg Ballard	Nevada-Las Vegas (L, 78-67)	12-1-1976
34	Anthony Taylor	Seattle Pacific (W, 85-68)	12-13-1986
34	Antoine Stoudamire	Oregon State (W, 64-63)	2-8-1992
34	Jamal Lawrence	Arizona (L, 70-65)	1-27-1996
34	Aaron Brooks	USC (W, 90-83)	12-31-2004
33	Charlie Warren	Idaho (W, 91-76)	2-10-1962
33	Nick Jones	UCLA (W, 79-72)	2-19-1966
33	Stan Love	California (W, 77-71)	2-7-1970
33	Stan Love	Stanford (W, 92-91)	2-14-1970
33	Ron Lee	Nevada-Las Vegas (W, 94-77)	12-13-1974
33	Terrell Brandon	Western Michigan (W, 73-64)	12-28-1990
33	Terrell Brandon	Stanford (W, 81-77)	1-6-1991
33	Orlando Williams	Saint Mary's (W, 76-70)	12-30-1993
33	Fred Jones	Washington (W, 90-84)	2-23-2002
33	Tajuan Porter	Nevada-Las Vegas (W, 76-72)	3-23-2007
33	Tajuan Porter	Washington (L, 84-103)	2-14-2009
33	Devoe Joseph	California (L, 83-86)	2-16-2012
32	Barney Holland	Washington State (W, 75-73)	1-15-1954
32	Charlie Warren	Oregon State (W, 82-66)	2-3-1962
32	Jim Barnett	Kansas State (L, 92-58)	12-21-1965
32	Jim Barnett	Northwestern (W, 82-74)	12-30-1965
32	Stan Love	Portland (W, 121-78)	2-16-1970
32	Stan Love	Oregon State (W, 78-76)	3-12-1971
32	Ron Lee	Oregon State (W, 82-80)	3-8-1975
32	Greg Ballard	California (W, 75-64)	2-13-1976
32	Anthony Taylor	Santa Clara (W, 81-65)	3-17-1988
32	Terrell Brandon	UCLA (L, 90-83)	1-26-1991
32	Antoine Stoudamire	USC (L, 69-68)	2-13-1992
32	Fred Jones	Kansas (L, 104-86)	3-24-2002
32	Bryce Taylor	USC (W, 81-57)	3-10-2007
32	Maarty Leunen	Oregon State (W, 80-68)	3-2-2008
32	Tajuan Porter	Washington State (W, OT, 82-80)	3-6-10



Tajuan Porter ranks fifth all-time in career scoring with 1,803 career points in 126 games played.

## TOP 10 - POINTS IN A CAREER

Rank	Pts.	Player	G	FG-FGA	FT-FTA	Avg.	Year
(1)	2,085	Ron Lee	112	838-2006	409-554	18.6	1972-76
(2)	1,970	Luke Jackson	126	645-1398	506-596	15.6*	2000-04
(3)	1,939	Anthony Taylor	115	714-1520	453-570	16.9*	1984-88
(4)	1,829	Greg Ballard	115	675-1324	479-616	15.9	1973-77
(5)	1,803	Tajuan Porter	126	584-1499	290-333	14.3*	2006-10
(6)	1,674	Orlando Williams	112	567-1260	258-342	14.9*	1991-95
(7)	1,644	Stan Love	78	629-1275	386-546	21.1	1968-71
	1,644	Fred Jones	125	554-1151	389-483	13.2*	1998-02
	1,644	Malik Hairston	117	612-1214	275-428	14.1*	2004-08
(10)	1,554	Blair Rasmussen	114	618-1195	318-432	13.6	1981-85

\*Includes 3-point field goals

## TOP 10 - SEASON SCORING AVERAGES

Rank	Ave.	Player	G	FG-FGA	FT-FTA	Pts.	Year
(1)	26.6*	Terrell Brandon	28	273-556	159-187	745	1990-91
(2)	24.6	Stan Love	26	247-477	145-187	639	1970-71
(3)	22.2	Charlie Warren	26	220-551	136-186	576	1961-62
(4)	21.7	Greg Ballard	29	238-452	153-179	629	1976-77
(5)	21.3*	Anthony Taylor	26	191-417	131-157	555	1987-88
(6)	21.2*	Luke Jackson	31	210-430	163-189	656	2003-04
(7)	20.8	Stan Love	26	199-385	144-207	542	1969-70
(8)	20.5*	Antoine Stoudamire	22	153-335	99-137	452	1991-92
(9)	19.7*	Luke Ridnour	33	203-470	162-184	649	2002-03
(10)	19.6*	Anthony Taylor	30	224-476	125-155	589	1986-87

## TOP 10 - POINTS IN A SINGLE SEASON

Rank	Pts.	Player	G	FG-FGA	FT-FTA	Avg.	Year
(1)	745*	Terrell Brandon	28	273-556	159-187	26.6	1990-91
(2)	656*	Luke Jackson	31	210-430	163-189	21.2	2003-04
(3)	650*	Fred Jones	34	215-413	169-194	18.6	2001-02
(4)	649*	Luke Ridnour	33	203-470	162-184	19.7	2002-03
(5)	639	Stan Love	26	247-477	145-187	24.6	1970-71
(6)	629	Greg Ballard	29	238-452	153-179	21.7	1976-77
(7)	621*	Aaron Brooks	35	213-463	115-136	17.7	2006-07
(8)	589*	Anthony Taylor	30	224-476	125-155	19.6	1986-87
(9)	588	Joevan Catron	37	195-416	178-248	15.9	2010-11
(10)	583*	Luke Jackson	34	189-413	159-184	16.7	2001-02

## OREGON SCORING CHAMPIONS

Pacific-10		Northern Division	
1988 — Anthony Taylor	21.3	1938 — Laddie Gale	12.4
1991 — Terrell Brandon	26.6	1939 — Laddie Gale	11.6
2007 — Aaron Brooks	17.7	1940 — John Dick	11.5
		1941 — Vic Townsend	10.9
		1944 — Bob Hamilton	10.7
		1949 — Roger Wiley	14.7
		1955 — Jim Loscutoff	19.6
<b>Pacific-8</b>			
1970 — Stan Love	20.8		
1971 — Stan Love	27.3		
1974 — Ron Lee	19.2		
1977 — Greg Ballard	21.7		

# TOP 10 LEADERS




Maarty Leunen

## REBOUNDING - MOST IN A SEASON

Rank	Reb.	Player	Games	Year	Avg.
(1)	465	Bob Peterson	28	1951-52	16.6
(2)	448	Jim Loscutt	26	1954-55	17.1
(3)	410	Chet Noe	28	1952-53	14.6
(4)	398	Jim Loscutt	31	1950-51	12.8
(5)	377	Chet Noe	30	1951-52	12.5
(6)	350	Arsalan Kazemi	35	2012-13	10.0
(7)	315	Max Anderson	26	1955-56	12.1
(8)	313	Greg Ballard	30	1975-76	10.4
(9)	304	Maarty Leunen	37	2006-07	8.2
(10)	294	Stan Love	26	1970-71	11.3

## REBOUNDING - MOST IN A CAREER


Rank	Reb.	Player	Games	Years	Avg.
(1)	1,114	Greg Ballard	115	1973-77	9.7
(2)	903	Maarty Leunen	127	2004-08	7.1
(3)	890	Chet Noe	79	1950-53	11.2
(4)	860	Max Anderson	79	1954-56	10.9
(5)	846	Jim Loscutt	57	1950-55	14.8
(6)	818	Stan Love	78	1968-71	10.5
(7)	747	Charlie Franklin	73	1955-58	10.2
(8)	746	Luke Jackson	126	2000-04	5.9
(9)	730	Charlie Warren	80	1959-62	9.1
(10)	729	Joevan Catron	133	2006-11	5.5



Greg Ballard

## REBOUNDING - BEST SEASON AVERAGE

Rank	Avg.	Player	Games	Year	Reb.
(1)	17.2	Jim Loscutt	26	1954-55	448
(2)	16.6	Bob Peterson	28	1951-52	465
(3)	14.6	Chet Noe	28	1952-53	410
(4)	12.8	Jim Loscutt	31	1950-51	398
(5)	12.5	Chet Noe	30	1951-52	377
(6)	12.1	Max Anderson	26	1955-56	315
(7)	11.6	Hal Duffy	25	1956-57	290
(8)	11.3	Stan Love	26	1970-71	294
(9)	11.2	Max Anderson	26	1954-55	291
(10)	10.4	Greg Ballard	30	1975-76	313



Jim Loscutt

## ASSISTS - MOST IN A GAME (SINCE 1972-73)

Rank	Asst.	Player	Opponent	Date
(1)	17	Ron Lee	Villanova	12-23-1974
(2)	13	Terrell Brandon	Portland	12-9-1989
	13	Andre Collier	UCLA	1-14-1993
	13	Darius Wright	Arizona	1-21-1999
	13	Malcolm Armstead	Oregon State	2-19-2011
(6)	12	David Girley	Washington	3-7-1987
	12	Kenya Wilkins	USC	2-3-1996
	12	Luke Jackson	Arizona St.	1-22-2004
	12	Malcolm Armstead	UCLA	1-28-2010



Terrell Brandon

## ASSISTS - MOST IN A SEASON

Rank	Asst.	Player	Games	Year	Avg.
(1)	218	Luke Ridnour	33	2002-03	6.6
(2)	184	Ron Lee	30	1975-76	6.1
(3)	176	Luke Ridnour	35	2001-02	5.0
(4)	174	Terrell Brandon	29	1989-90	6.0
(5)	172	Kenya Wilkins	29	1995-96	5.9
(6)	171	Kenya Wilkins	28	1994-95	6.1
(7)	167	Malcolm Armstead	38	2010-11	4.4
(8)	163	Ron Lee	30	1974-75	5.4
(9)	150	Darius Wright	32	1998-99	4.7
(10)	149	Aaron Brooks	35	2006-07	4.3



Luke Ridnour

## ASSISTS - MOST IN A CAREER

Rank	Asst.	Player	Games	Years	Avg.
(1)	614	Kenya Wilkins	112	1993-97	5.5
(2)	572	Ron Lee	112	1972-76	5.1
(3)	500	Luke Ridnour	96	2000-03	5.2
(4)	471	Aaron Brooks	115	2003-07	4.1
(5)	424	Luke Jackson	126	2000-04	3.4
(6)	367	Fred Jones	125	1998-02	2.9
(7)	315	Terrell Brandon	57	1989-91	5.5
(8)	309	Mike Drummond	95	1974-78	3.3
(9)	305	Malcolm Armstead	70	2010-11	4.3
(10)	300	Anthony Taylor	115	1984-88	2.6



Greg Ballard holds the school record for most career rebounds with 1,114 (in 115 games from 1973-77).




Blair Rasmussen is the school record holder for most blocks in a game with eight (vs. Davidson, 12-27-1984).



Ron Lee holds the school record for assists in a single game with 17 (set against Villanova Dec. 23, 1974).



# TOP 10 LEADERS



Kenya Wilkins

## STEALS - MOST IN A GAME (SINCE 1971-72)


Rank	Stls.	Player	Opponent	Date
(1)	9	Kenya Wilkins	Boise State	12-20-1996
(2)	8	Ron Lee	UNC-Charlotte	3-15-1976
	8	Terrell Brandon	Arizona St.	3-7-1991
(4)	6	Ron Lee	Hawaii	11-28-1975
	6	Ron Lee	San Jose State	1-3-1976
	6	Darius Wright	USC	1-7-1999
	6	Malcolm Armstead	Washington	3-11-2011
(8)	5	32 tied		

## STEALS - MOST IN A SEASON

Rank	Stls.	Player	Games	Year	Avg.
(1)	89	Malcolm Armstead	38	2010-11	2.3
(2)	71	Arsalan Kazemi	35	2012-13	1.9
(3)	65	Malcolm Armstead	32	2009-10	2.0
(4)	63	Terrell Brandon	28	1990-91	2.3
	63	Fred Jones	35	2001-02	1.8
	63	Luke Ridnour	33	2002-03	1.9
(7)	61	Kenya Wilkins	29	1995-96	2.1
(8)	58	Luke Ridnour	35	2001-02	1.7
(9)	55	Kenya Wilkins	28	1996-97	1.9
(10)	54	Luke Jackson	32	2002-03	1.7

## STEALS - MOST IN A CAREER

Rank	Stls.	Player	Games	Years	Avg.
(1)	213	Kenya Wilkins	112	1993-97	1.9
(2)	160	Luke Jackson	126	2000-04	1.3
(3)	154	Malcolm Armstead	70	2010-11	2.2
(4)	150	Luke Ridnour	96	2000-03	1.6
(5)	148	Fred Jones	125	1998-02	1.2
(6)	147	Anthony Taylor	115	1984-88	1.3
(7)	127	Aaron Brooks	115	2003-07	1.1
(8)	121	Maarty Leunen	127	2004-08	1.0
(9)	116	Johnathan Loyd	110	2010-13	1.1
(10)	114	Terrell Brandon	57	1989-91	2.0



Fred Jones



Anthony Taylor

## BLOCKED SHOTS - MOST IN A GAME (SINCE 1977-78)


Rank	Blks.	Player	Opponent	Date
(1)	8	Blair Rasmussen	Davidson	12-27-1984
(2)	5	Kelvin Small	Seattle Pacific	12-19-1977
	5	Jerome Williams	Stanford	2-21-1980
	5	Bob Fife	Missouri	12-1-1990
	5	Alex Scales	S. Illinois	11-28-1998
	5	Alex Scales	Minnesota	11-30-1998
	5	Julius Hicks	Washington State	2-15-2001
	5	Chris Christoffersen	USC	2-28-2002
	5	Michael Dunigan	Winston-Salem	11-13-2009
	5	Michael Dunigan	Washington State	12-31-2009
	5	Tony Woods	Portland State	12-12-2011
	5	Tony Woods	Jacksonville State	11-19-2012

## BLOCKED SHOTS - MOST IN A SEASON

Rank	Blks.	Player	Games	Year	Avg.
(1)	51	Tony Woods	33	2011-12	1.5
(2)	42	Blair Rasmussen	29	1983-84	1.4
(3)	41	Bob Fife	28	1990-91	1.5
(4)	40	Tony Woods	37	2012-13	1.1
(5)	38	Bob Fife	29	1989-90	1.3
	38	Chris Christoffersen	35	2001-02	1.1
(7)	37	Michael Dunigan	28	2009-10	1.3
(8)	34	Brett Coffey	29	1988-89	1.2
(9)	33	Blair Rasmussen	31	1984-85	1.1
(10)	32	Julius Hicks	26	2000-01	1.2

## BLOCKED SHOTS - MOST IN A CAREER

Rank	Blks.	Player	Games	Years	Avg.
(1)	116	Blair Rasmussen	114	1981-85	1.0
(2)	93	Bob Fife	80	1989-93	1.2
(3)	91	Tony Woods	70	2011-13	1.3
(4)	75	Chris Christoffersen	93	1998-02	0.8
(5)	74	Henry Madden	82	1993-98	0.9
	74	Fred Jones	125	1998-02	0.6
(7)	71	Malik Hairston	117	2004-08	0.6
(8)	65	Michael Dunigan	57	2008-10	1.1
(9)	63	Brett Coffey	59	1987-89	1.1
	63	E.J. Singler	142	2009-13	0.4



Blair Rasmussen



Bob Fife



Malik Hairston had 71 blocks in 117 career games for the Ducks from 2004-08.



Kenya Wilkins, who played in 112 games, is the school record holder for career assists (614) and steals (213).



Anthony Taylor, who played in 115 career games in four seasons, ranks fifth all-time in career steals at Oregon.

# TOP 10 LEADERS



Dick Wilkins

## FIELD GOALS MADE - MOST IN A SEASON

Rank	FG	Player	Games	Year	
(1)	273	Terrell Brandon	28	1990-91	(556 att.)
(2)	247	Stan Love	26	1970-71	(477 att.)
(3)	238	Dick Wilkins	45	1944-45	(n/a att.)
	238	Greg Ballard	29	1976-77	(452 att.)
(5)	230	Ron Lee	30	1974-75	(590 att.)
(6)	224	Anthony Taylor	30	1986-87	(476 att.)
(7)	220	Charlie Warren	26	1961-62	(551 att.)
(8)	215	Fred Jones	35	2001-02	(413 att.)
(9)	213	Ron Lee	30	1975-76	(487 att.)
	213	Aaron Brooks	35	2006-07	(463 att.)

## FIELD GOALS MADE - MOST IN A CAREER

Rank	FG	Player	Games	Years	
(1)	838	Ron Lee	112	1972-76	(2,006 att.)
(2)	714	Anthony Taylor	115	1984-88	(1,520 att.)
(3)	675	Greg Ballard	115	1973-77	(1,324 att.)
(4)	645	Luke Jackson	126	2000-04	(1,398 att.)
(5)	629	Stan Love	78	1968-71	(1,288 att.)
(6)	618	Blair Rasmussen	114	1981-85	(1,195 att.)
(7)	612	Malik Hairston	117	2004-08	(1,214 att.)
(8)	584	Tajuan Porter	126	2006-10	(1,499 att.)
(9)	567	Orlando Williams	112	1991-95	(1,260 att.)
(10)	554	Fred Jones	125	1998-02	(1,151 att.)

## 3-POINTERS MADE - MOST IN A SEASON

Rank	3FG	Player	Games	Year	
(1)	110	Tajuan Porter	35	2006-07	(252 att.)
(2)	94	Orlando Williams	28	1994-95	(221 att.)
(3)	93	Luke Ridnour	35	2001-02	(211 att.)
(4)	90	James Davis	33	2002-03	(209 att.)
(5)	86	Tajuan Porter	31	2008-09	(228 att.)
	86	James Davis	31	2003-04	(209 att.)
(7)	85	Jamal Lawrence	28	1996-97	(191 att.)
(8)	83	Tajuan Porter	32	2007-08	(233 att.)
(9)	81	Orlando Williams	27	1993-94	(219 att.)
	81	Luke Ridnour	33	2002-03	(212 att.)

## 3-POINTERS MADE - MOST IN A CAREER

Rank	3FG	Player	Games	Years	
(1)	345	Tajuan Porter	126	2006-10	(896 att.)
(2)	282	Orlando Williams	112	1991-95	(718 att.)
(3)	242	James Davis	115	2000-04	(595 att.)
(4)	223	Terik Brown	116	1995-99	(629 att.)
(5)	205	Aaron Brooks	115	2003-07	(548 att.)
(6)	203	Luke Ridnour	96	2000-03	(522 att.)
(7)	194	Jamal Lawrence	85	1994-97	(482 att.)
(8)	185	Garrett Sim	136	2008-12	(490 att.)
(9)	174	Luke Jackson	126	2000-04	(433 att.)
(10)	168	Bryce Taylor	117	2004-08	(453 att.)
	168	E.J. Singler	142	2009-13	(451 att.)

## FREE THROWS MADE - MOST IN A SEASON

Rank	FT	Player	Games	Year	
(1)	178	Joevan Catron	37	2010-11	(248 att.)
(2)	169	Fred Jones	35	2001-02	(194 att.)
(3)	163	Luke Jackson	31	2003-04	(189 att.)
(4)	162	Luke Ridnour	33	2002-03	(184 att.)
(5)	159	Terrell Brandon	28	1990-91	(187 att.)
	159	Luke Jackson	35	2001-02	(184 att.)
(7)	153	Greg Ballard	29	1976-77	(179 att.)
(8)	152	Antoine Stoudamire	30	1992-93	(213 att.)
(9)	150	Chet Noe	28	1952-53	(239 att.)
(10)	145	Stan Love	26	1970-71	(187 att.)

## FREE THROWS MADE - MOST IN A CAREER

Rank	FT	Player	Games	Years	
(1)	506	Luke Jackson	126	2000-04	(596 att.)
(2)	479	Greg Ballard	115	1973-77	(616 att.)
(3)	453	Anthony Taylor	115	1984-88	(590 att.)
(4)	442	Kenya Wilkins	112	1994-97	(567 att.)
(5)	409	Ron Lee	112	1972-76	(554 att.)
(6)	397	Jim Barnett	75	1963-66	(523 att.)
(7)	389	Fred Jones	125	1998-02	(483 att.)
(8)	386	Stan Love	78	1968-71	(546 att.)
(9)	364	E.J. Singler	142	2009-13	(429 att.)
(10)	350	Joevan Catron	133	2006-11	(518 att.)



Terrell Brandon made 273 field goals during the 1990-91 season, the most of any UO player in a single-season.



Tajuan Porter is the school record holder with 345 career 3-pointers made (896 total attempts).




Luke Jackson made a school record 506 career free throws (596 total attempts) in four seasons at UO.




Malik Hairston



Tajuan Porter




Orlando Williams



Jim Barnett



# TOP 10 LEADERS




Richard Lucas

## FIELD GOAL PERCENTAGE - BEST IN A SEASON

Rank	Pct.	Player	Games	Year	(FG-A)
(1)	.619	Richard Lucas	28	1990-91	(169-273)
(2)	.595	Arsalan Kazemi	35	2012-13	(113-190)
(3)	.571	Greg Trapp	29	1983-84	(108-189)
(4)	.562	Ian Crosswhite	31	2003-04	(131-233)
(5)	.565	Olu Ashaolu	34	2011-12	(118-209)
(6)	.559	Maarty Leunen	32	2007-08	(157-281)
(7)	.555	Jerry Adams	28	1985-86	(122-220)
(8)	.552	John Greig	27	1980-81	(128-232)
(9)	.551	Kyle Milling	28	1996-97	(148-290)
(10)	.548	Richard Lucas	29	1989-90	(115-210)

## FIELD GOAL PERCENTAGE - BEST IN A CAREER


Rank	Pct.	Player	Games	Years	(FG-A)
(1)	.565	Richard Lucas	111	1987-91	(364-644)
(2)	.543	Greg Trapp	58	1984-85	(239-440)
(3)	.531	Keith Balderston	106	1985-88	(270-508)
(4)	.530	David Brantley	99	1980-84	(372-702)
(5)	.526	Tony Woods	70	2011-13	(211-401)
(6)	.525	Kyle Milling	116	1992-97	(329-626)
(7)	.524	Jerry Adams	111	1981-86	(262-500)
(8)	.524	Ian Crosswhite	83	2003-05	(296-565)
(9)	.518	Bryan Bracey	58	1999-01	(268-517)
(10)	.517	Blair Rasmussen	114	1981-85	(618-1195)



Greg Trapp

## 3-POINT FIELD GOAL PERC. - BEST IN A SEASON

Rank	Pct.	Player	Games	Year	(3FG-A)
(1)	.500	Anthony Lever	35	2001-02	(53-106)
(2)	.491	Maarty Leunen	32	2007-08	(59-120)
(3)	.481	David Girley	28	1986-87	(50-104)
(4)	.465	Garrett Sim	34	2011-12	(73-157)
(5)	.460	Frank Johnson	30	1987-88	(35-76)
(6)	.448	A.D. Smith	27	1997-98	(26-58)
(7)	.445	Jamal Lawrence	28	1996-97	(85-191)
(8)	.442	Anthony Taylor	26	1987-88	(42-95)
(9)	.441	Andre Joseph	31	2003-04	(67-152)
(10)	.441	Luke Ridnour	35	2001-02	(93-211)



Anthony Lever

## 3-POINT FIELD GOAL PERC. - BEST IN A CAREER

Rank	Pct.	Player	Games	Years	(3FG-A)
(1)	.481	David Girley	103	1983-87	(50-104)
(2)	.429	Frank Johnson	59	1987-89	(87-203)
(3)	.414	Anthony Lever	93	1999-02	(116-280)
(4)	.407	James Davis	115	2000-04	(242-595)
(5)	.403	Anthony Taylor	115	1986-88	(58-144)
(6)	.402	Jamal Lawrence	85	1994-97	(194-482)
(7)	.402	Luke Jackson	126	2000-04	(174-433)
(8)	.3972	Andre Joseph	63	2002-04	(114-287)
(9)	.3969	Maarty Leunen	127	2004-08	(131-330)
(10)	.395	Malik Hairston	117	2004-08	(145-367)



Kevin Mixon

## FREE THROW PERCENTAGE - BEST IN A SEASON

Rank	Pct.	Player	Games	Years	(FT-A)
(1)	.923	Kevin Mixon	28	1990-91	(60-65)
(2)	.918	Tajuan Porter	28	2009-10	(56-61)
(3)	.909	Tajuan Porter	35	2006-07	(80-88)
(4)	.909	E.J. Singler	34	2011-12	(110-121)
(5)	.882	John Greig	27	1980-81	(82-93)
(6)	.880	Luke Ridnour	33	2002-03	(162-184)
(7)	.876	Denny Strickland	25	1960-61	(85-97)
(8)	.872	Tajuan Porter	31	2008-09	(95-109)
(9)	.8714	Garrett Sim	34	2011-12	(61-70)
(10)	.8711	Fred Jones	35	2001-02	(169-194)



Rob Closs

## FREE THROW PERCENTAGE - BEST IN A CAREER

Rank	Pct.	Player	Games	Years	(FT-A)
(1)	.871	Tajuan Porter	126	2006-10	(290-333)
(2)	.868	Rob Closs	78	1976-79	(145-167)
(3)	.859	Luke Ridnour	96	2000-03	(334-389)
(4)	.849	Luke Jackson	126	2000-04	(506-596)
(5)	.848	E.J. Singler	142	2009-13	(364-429)
(6)	.835	Bill Drozdak	77	1968-71	(274-328)
(7)	.834	Aaron Brooks	115	2003-07	(306-367)
(8)	.819	John Greig	71	1979-82	(253-309)
(9)	.818	Garrett Sim	136	2008-12	(157-192)
(10)	.813	Darius Wright	62	1998-00	(135-166)



Bryan Bracey had a career field goal percentage of .518 which ranks ninth all-time at Oregon.



Anthony Lever has the top single-season 3-point field goal percentage in school history (.500, 53-of-106, 2001-02).



Aaron Brooks has the seventh-best career free throw percentage, making 306-of-367 attempts for 83.4 percent.

# SCHOOL RECORDS

## TEAM RECORDS

<b>Game</b>	
Points .....	121 vs. Portland, 2-16-1970
Points, Conference Game .....	115 vs. Washington State, 2-21-2002
Field Goals Made .....	50 vs. Portland, 2-16-1970
Field Goal Attempts .....	109 vs. Idaho, 2-14-1947+
Field Goal Percentage .....	.710 vs. Arizona, 1-31-83
3-Point Field Goals Made .....	18 at California, 2-9-2008 (31 attempts)
3-Point Field Goal Attempts .....	38 vs. Arizona State, 2-12-2004 (14 made), and vs. Mississippi State, 3-21-08 (9 made)
3-Point Field Goal Percentage .....	.857 vs. Arizona State, 1-2-1987 (6-7), vs. Washington, 1-22-1987 (6-7)
Free Throws Made .....	39 vs. Rice, 12-30-1977
Free Throw Attempts .....	54 vs. Washington, 2-10-2005
Free Throw Percentage .....	1.000 vs. Washington State, 1-25-03 (19-19)
Rebounds .....	77 vs. Brigham Young, 1-28-1955
Personal Fouls .....	41 vs. Oregon State, 11-9-1947, at California, 2-10-1977
Assists .....	30 at Hawaii-Hilo, 11-24-1995, vs. Florida A&M, 12-20-02
Turnovers .....	31 vs. UNC Charlotte, 3-12-1979, at Illinois-Chicago, 11-23-1999
Blocked Shots .....	11 vs. Davidson, 12-27-1984
Steals .....	17 vs. West Florida, 11-30-1995, vs. Grambling State, 11-24-2002 vs. San Jose State, 11-20-2010

<b>Season</b>	
Games .....	45, 1944-45
Points .....	2,994, 2001-02 (35 games)
Scoring Average .....	85.5, 2001-02 (35 games; 2,994 points)
Field Goals Made .....	1,014, 2001-02 (2,082 attempts)
Field Goal Attempts .....	2,287, 2010-2011
Field Goal Percentage .....	.522, 1983-84 (742-1,422)
3-Point Field Goals Made .....	350, 2006-07 (897 attempts)+
3-Point Field Goal Attempts .....	897, 2006-07+
3-Point Field Goal Percentage .....	.422, 2001-02 (304-721)
Free Throws Made .....	662, 2001-02 (861 attempts)
Free Throw Attempts .....	971, 1952-53+
Free Throw Percentage .....	.774, 2002-03 (530-685)
Rebounds .....	1,582, 1950-51
Rebound Average .....	52.2, 1951-52
Personal Fouls .....	832, 1975-76
Assists .....	580, 2001-02
Turnovers .....	555, 2012-13
Blocks .....	146, 2012-13
Steals .....	321, 2010-11

& - NCAA Record    + - Pac-10 Record

## INDIVIDUAL RECORDS

<b>Game</b>	
Points .....	43, Greg Ballard vs. Oral Roberts, 3-9-1977
Field Goals Made .....	17, Stan Love vs. California, 2-13-1970 (26 attempts)
Field Goal Attempts .....	33, Nick Jones vs. Washington, 1-13-1967
Field Goal Percentage .....	1.000, Bryce Taylor vs. USC, 3-10-2007 (11-11)
3-Point FG Made .....	10, Tajuan Porter vs. Port. St., 11-12-2006 (12 attempts)+
3-Point FG Attempts .....	15, Kevin Mixon at Nevada, 12-15-1990 (4 made), Orlando Williams at California, 3-3-1994 (6 made), Orlando Williams vs. Texas, 3-16-1995 (5 made), James Davis vs. Arizona State, 2-21-2004 (6 made), Chamberlain Oguchi, at Arizona, 2-9-2006 (6 made), Tajuan Porter vs. Nebraska, 12-15-2007 (7 made)
3-Point FG Percentage .....	1.000, Bryce Taylor vs. USC, 3-10-2007 (7-7)+
Free Throws Made .....	18, Chuck Rask vs. Oregon State, 3-5-1960 (19 attempts), Charlie Franklin vs. Washington State, 1-25-1967 (21 attempts)
Free Throw Attempts .....	21, Charlie Franklin vs. Washington State, 1-25-1967 (18 made)
Consecutive Free Throws .....	16, Kenya Wilkins at USC, 3-9-1995 (16-16)
Rebounds .....	32, Jim Loscutoff vs. Brigham Young, 1-28-1955
Turnovers .....	17, Ron Lee vs. Villanova, 12-23-1974
Blocked Shots .....	13, Ron Lee vs. Indiana, 12-24-1973
Steals .....	8, Blair Rasmussen vs. Davidson, 12-27-1984
Steals .....	9, Kenya Wilkins at Boise State, 12-20-1996

<b>Season</b>	
Points .....	745, Terrell Brandon, 1990-91*
Scoring Average .....	26.6, Terrell Brandon, 1990-91*
Field Goals Made .....	273, Terrell Brandon, 1990-91
Field Goal Percentage (Min. 100 made) .....	.619, Richard Lucas, 1990-91 (169-273)
3-Point FG Made .....	110, Tajuan Porter, 2006-07
3-Point FG Percentage (Min. 25 made) .....	.500, Anthony Lever, 2001-02 (53-106)
Free Throws Made .....	178, Joevan Catron, 2010-11
Free Throw Percentage (Min. 50 made) .....	.923, Kevin Mixon, 1990-91 (60-65)
Consecutive Free Throws Made .....	62, Luke Ridnour, 2002-03+^
Rebounds .....	465, Bob Peterson, 1951-52
Personal Fouls .....	119, Gerald Willett, 1974-75
Disqualifications .....	13, Felton Sealey, 1977-78
Assists .....	218, Luke Ridnour, 2002-03
Turnovers .....	129, Luke Ridnour, 2002-03
Blocked Shots .....	51, Tony Woods, 2011-12
Steals .....	89, Malcolm Armstead,, 2010-11,

\* - Includes three-point field goals

+ - Pac-10 Record

^ - Also Oregon career record



Greg Ballard scored 43 points against Oral Roberts in 1977, a record for the most points scored in a single game at Oregon.



Tajuan Porter holds the school record for 3-pointers made in a single game (10, vs. Portland State - Nov. 12, 2006).

# ALL-AMERICANS

## ALL-AMERICANS

1921.....	Edward Durno, F
.....	1st, Helms Foundation
1924.....	Hugh Latham, C
.....	1st, Helms Foundation
1926.....	Algot Westergren, G
.....	1st, Helms Foundation
1938.....	Slim Wintermute, F
.....	3rd, Converse Yearbook
1939.....	Slim Wintermute, C
.....	1st, Helms Foundation
.....	1st, Converse Yearbook
.....	Robert Anet, G
.....	1st, Converse Yearbook
.....	Laddie Gale, F
.....	1st, Helms Foundation
1940.....	John Dick, F
.....	1st, Helms Foundation
.....	2nd, Converse Yearbook
1941.....	Vic Townsend, F
.....	3rd, Converse Yearbook
1944.....	Wally Borrevik, C
.....	3rd, Converse Yearbook
1949.....	Roger Wiley, C
.....	5th, The Sporting News
1953.....	Chet Noe, C
.....	2nd, Helms Foundation
1960.....	Chuck Rask, G
.....	3rd, Helms Foundation
1962.....	Charlie Warren, F
.....	3rd, Helms Foundation
1966.....	Jim Barnett, G
.....	Helms Foundation
1970.....	Stan Love, C
.....	Helms Foundation
1971.....	Stan Love, C
.....	2nd, Converse Yearbook
.....	4th, NABC
.....	Helms Foundation
1974.....	Ron Lee, G
.....	2nd, Converse Yearbook
.....	4th, NABC
.....	Helms Foundation
1975.....	Ron Lee, G
.....	1st, NABC
.....	2nd, United Press Int.
.....	2nd, Converse Yearbook
.....	3rd, Associated Press
.....	Helms Foundation

1976.....	Ron Lee, G
.....	2nd, Associated Press
.....	2nd, The Sporting News
.....	2nd, Basketball Weekly
.....	2nd, Converse Yearbook
.....	3rd, NABC
.....	3rd, United Press Int.
.....	Helms Foundation
1977.....	Greg Ballard, F
.....	1st, Wooden Award
.....	2nd, USBWA
.....	2nd, Converse Yearbook
.....	3rd, NABC
.....	Helms Foundation
2002.....	Fred Jones, G
.....	3rd, Basketball Times
2003.....	Luke Ridnour, G
.....	3rd, The Sporting News
2004.....	Luke Jackson, G
.....	1st, ESPN.com
.....	1st, The Sporting News
.....	1st, Basketball Times
.....	2nd, Associated Press
.....	2nd, NABC
2007.....	Aaron Brooks, G
.....	1st, Wooden Award
.....	2nd, The Sporting News
.....	2nd, Rivals.com
.....	3rd, Associated Press



Fred Jones was recognized as Third Team All-American by the Basketball Times for his play during the 2001-02 season.

# AWARD WINNERS

## **COSIDA ACADEMIC ALL-AMERICANS**

1986.....	Keith Balderston, F (2nd team)
1987.....	Keith Balderston, F (3rd team)
1988.....	Keith Balderston, F (2nd team)
2000.....	A.D. Smith, F (3rd team)

## **HALL OF FAME DUCKS**

Howard A. Hobson, Coach, 1935-47  
Lauren (Laddie) Gale, F, 1939

## **NABC ALL-AMERICA GAME**

1966.....	Jim Barnett, G
1971.....	Stan Love, C
1976.....	Ron Lee, G
1977.....	Greg Ballard, F
1985.....	Blair Rasmussen, C

## **NCAA POST-GRADUATE SCHOLARSHIP**

1971.....	Bill Drozdak, G
1988.....	Keith Balderston, F
2000.....	A.D. Smith, F

## **NCAA ALL-REGIONAL TEAM**

2002.....	Fred Jones, G (Midwest)
	Luke Ridnour, G (Midwest)
2007.....	Aaron Brooks, G (Midwest)
	Malik Hairston, F (Midwest)
	Tajuan Porter, G (Midwest)

## **NIT MVP**

1975.....	Ron Lee, G
-----------	------------

## **CONFERENCE PLAYER OF THE YEAR**

1976 (Pac-8).....	Ron Lee, G
1991 (Pac-10).....	Terrell Brandon, G
2003 (Pac-10).....	Luke Ridnour, G

## **FRESHMAN OF THE YEAR**

2001 (Pac-10).....	Luke Ridnour, G
--------------------	-----------------

## **NEWCOMER OF THE YEAR**

2003 (Pac-10).....	Andre Joseph, G
--------------------	-----------------

## **COACH OF THE YEAR**

1977 (Pac-8).....	Dick Harter
2002 (Pac-10).....	Ernie Kent
2013 (Pac-12).....	Dana Altman

## **TOURNAMENT MVP**

2003 (Pac-10).....	Luke Ridnour, G
2007 (Pac-10).....	Tajuan Porter, G
2013 (Pac-12).....	Johnathan Loyd, G

## **ALL-PACIFIC COAST CONF. (1919-58)**

1919.....	Edward Durno, F
	Hal Chapman, G
1920.....	Edward Durno, F
1921.....	Edward Durno, F
1923.....	Hugh Latham, C
1924.....	Hugh Latham, C
1925.....	Algot Westergren, G
1926.....	Jerry Gunther, F
	Algot Westergren, G
1927.....	Roy Okerberg, C
	Algot Westergren, G
1938.....	Laddie Gale, F
	Wally Johansen, G
1939.....	Laddie Gale, F
	Slim Wintermute, C
1940.....	John Dick, F
1941.....	Vic Townsend, F
1958.....	Charlie Franklin, F

## **ALL-PCC NORTHERN DIV. (1923-55)**

1923.....	Hugh Latham, C
1924.....	Hugh Latham, C

1925.....	Roy Okerberg, C
	Algot Westergren, G
1926.....	Jerry Gunther, F
	Roy Okerberg, C
	Algot Westergren, G
1927.....	Roy Okerberg, C
	Algot Westergren, G
1928.....	Gordon Ridings, G
1929.....	Gordon Ridings, G
1934.....	Gil Olinger, G
1935.....	Will Jones, C
1937.....	Dave Silver, F
	Slim Wintermute, C
	Wally Johansen, G
1939.....	Laddie Gale, F
	Slim Wintermute, C
1940.....	John Dick, F
1941.....	Vic Townsend, F
1945.....	Dick Wilkins, F
	Bob Hamilton, G
1946.....	Dick Wilkins, F
1947.....	Stan Williamson, G
1948.....	Stan Williamson, G
1949.....	Roger Wiley, C
1950.....	Will Urban, F
1951.....	Bob Peterson, F
1952.....	Ken Hunt, G
1953.....	Chet Noe, C
	Ken Wegner, G
1954.....	Barney Holland, G
1955.....	Jim Loscutoff, F

## **ALL COAST (1960-64)**

1960.....	Chuck Rask, G
1962.....	Charlie Warren, F
1964.....	Steve Jones, F

## **ALL-PACIFIC-8 (1965-78)**

1966.....	Jim Barnett, G
1970.....	Stan Love, C
1971.....	Stan Love, C
1973.....	Ron Lee, G
1974.....	Ron Lee, G
1975.....	Ron Lee, G
1976.....	Ron Lee, G
	Greg Ballard, F
1977.....	Greg Ballard, F

## **ALL-PAC-10 (1979-2011)**

1983.....	Blair Rasmussen, C
1984.....	Blair Rasmussen, C
1985.....	Blair Rasmussen, C
1986.....	Jerry Adams, C
1987.....	Anthony Taylor, G
1988.....	Anthony Taylor, G
1990.....	Terrell Brandon, G
1991.....	Terrell Brandon, G
1994.....	Orlando Williams, G
1995.....	Orlando Williams, G
1997.....	Kenya Wilkins, G
2000.....	Alex Scales, G
2001.....	Bryan Bracey, F
2002.....	Fred Jones, G
	Luke Ridnour, G
2003.....	Luke Jackson, G
	Luke Ridnour, G
2004.....	Luke Jackson, G
2007.....	Aaron Brooks, G
2008.....	Maarty Leunen, F (2nd team)
2011.....	Joevan Catron, F (2nd team)

## **ALL-PAC-12 (2012- )**

2012.....	Devoe Joseph, G (1st team)
	E.J. Singler, F (2nd team)
2013.....	E.J. Singler, F (1st team)

## **PAC-10 ALL-FRESHMAN (1979-2011)**

1985.....	Anthony Taylor, G
1991.....	Jordy Lyden, F
1994.....	Kenya Wilkins, G
1996.....	Terik Brown, G
2001.....	Luke Jackson, F
	Luke Ridnour, G
2004.....	Aaron Brooks, G
2005.....	Malik Hairston, G
	Bryce Taylor, G
2007.....	Tajuan Porter, G

## **PAC-12 ALL-FRESHMAN (2012- )**

2013.....	Damyean Dotson, G
-----------	-------------------

## **PAC-12 ALL-DEFENSIVE (2012- )**

2013.....	Arsalan Kazemi, F
-----------	-------------------

## **PAC-10 ALL-NEWCOMER (1979-2011)**

1994.....	Darryl Parker, F
1995.....	Jamal Lawrence, G
1996.....	Kyle Milling, F
	Rob Ramaker, C
1999.....	Alex Scales, G
	Darius Wright, G

## **PAC-10 ALL-TOURNAMENT (1979-2011)**

1987.....	Anthony Taylor, G
2003.....	James Davis, G
	Luke Jackson, G
	Luke Ridnour, G
2004.....	Luke Jackson, G
	Andre Joseph, G
2006.....	Chamberlain Oguchi, G
2007.....	Aaron Brooks, G
	Tajuan Porter, G
	Bryce Taylor, G
2011.....	E.J. Singler, F

## **PAC-12 ALL-TOURNAMENT (2012- )**

2013.....	Damyean Dotson, G
	Arsalan Kazemi, F
	Johnathan Loyd, G

## **ALL-ACADEMIC PACIFIC-10 (1979-2011)**

1986.....	Keith Balderston, F
1987.....	Keith Balderston, F
1988.....	Keith Balderston, F
1992.....	Jon Mitchell, G
1993.....	Jon Mitchell, G
1994.....	Jon Mitchell, G
1995.....	Jon Mitchell, G*
1998.....	A.D. Smith, F
1999.....	A.D. Smith, F
2000.....	A.D. Smith, F
2002.....	Ben Lindquist, G
2004.....	Jay Anderson, C (2nd team)
2005.....	Jordan Kent, G (2nd team)
2006.....	Jordan Kent, G (2nd team)
2010.....	Garrett Sim, G (2nd team)
2011.....	Garrett Sim, G (2nd team)

\*only four-time selection in league history

## **PAC-12 HALL OF HONOR**

2002.....	John Dick, F
2003.....	Howard Hobson, Coach
2004.....	Ron Lee, G
2005.....	Blair Rasmussen, C
2006.....	Jim Loscutoff, F
2007.....	Dick Harter, Coach
2008.....	Terrell Brandon, G
2009.....	Greg Ballard, F
2010.....	Kenya Wilkins, G
2011.....	Charlie Warren, F
2012.....	Jim Barnett, G
2013.....	Chuck Rask, F





# NCAA TOURNAMENT

## OREGON IN THE NCAA TOURNAMENT FACTS

Championships: 1 (1939)  
Regional Finals: 4 (1939, 1960, 2002, 2007)  
Regional Semifinals: 5 (1939, 1945, 1960, 2002, 2007)  
Final Four: 1 (1939)  
Final Eight: 5 (1939, 1945, 1960, 2002, 2007)  
Sweet 16: 3 (1960, 2002, 2007)  
Total Appearances: 10 (12-9 record)

### 1939 (8 TEAMS)

Western Regional Semifinal (San Francisco, Calif.)  
Oregon 56, Texas 41  
Western Regional Final (San Francisco, Calif.)  
Oregon 55, Oklahoma 37  
NCAA Championship (Evanston, Ill.)  
Oregon 46, Ohio State 33

### 1945 (8 TEAMS)

Western Regional Semifinal (Kansas City, Mo.)  
Arkansas 79, Oregon 76  
Western Regional Third Place (Kansas City, Mo.)  
Oregon 69, Utah 66

### 1960 (25 TEAMS)

West Regional First Round (Corvallis, Ore.)  
Oregon 68, New Mexico State 60  
West Regional Semifinals (Seattle, Wash.)  
Oregon 65, Utah 54  
West Regional Final (Seattle, Wash.)  
California 70, Oregon 49

### 1961 (24 TEAMS)

West Regional First Round (Portland, Ore.)  
USC 81, Oregon 79

### 1995 (64 TEAMS)

West Regional First Round (Salt Lake City, Utah)  
#11 Texas 90, #6 Oregon 73

### 2000 (64 TEAMS)

East Regional First Round (Buffalo, N.Y.)  
#10 Seton Hall 72, #7 Oregon 71 (OT)

### 2002 (65 TEAMS)

Midwest Regional First Round (Sacramento, Calif.)  
#2 Oregon 81, #15 Montana 62  
Midwest Regional Second Round (Sacramento, Calif.)  
#2 Oregon 92, #7 Wake Forest 87  
Midwest Regional Semifinal (Madison, Wis.)  
#2 Oregon 72, #6 Texas 70  
Midwest Regional Final (Madison, Wis.)  
#1 Kansas 104, #2 Oregon 86

### 2003 (65 TEAMS)

Midwest Regional First Round (Nashville, Tenn.)  
#9 Utah 60, #8 Oregon 58

### 2007 (65 TEAMS)


Midwest Regional First Round (Spokane, Wash.)  
#3 Oregon 58, #14 Miami (Ohio) 56  
Midwest Regional Second Round (Spokane, Wash.)  
#3 Oregon 75, #11 Winthrop 61  
Midwest Regional Semifinal (St. Louis, Mo.)  
#3 Oregon 76, #7 Nevada-Las Vegas 72  
Midwest Regional Final (St. Louis, Mo.)  
#1 Florida 85, #3 Oregon 77

### 2008 (65 TEAMS)

South Regional First Round (Little Rock, Ark.)  
#8 Mississippi State 76, #9 Oregon 69

### 2013 (68 TEAMS)

Midwest Regional Second Round (San Jose, Calif.)  
#12 Oregon 68, #5 Oklahoma State 55  
Midwest Regional Third Round (San Jose, Calif.)  
#12 Oregon 74, #4 Saint Louis 57  
Midwest Regional Semifinal (Indianapolis, Ind.)  
#1 Louisville 77, #12 Oregon 69



The 2001-02 squad captured the school's first outright conference title in 63 years and advanced to the NCAA Regional final for the first time in 42 years.



The Ducks won 29 games in 2006-07, including the Pac-10 tournament championship, and advanced to the Elite 8 for the second time this decade where they fell to eventual national champion Florida.

# NCAA TOURNAMENT

## OREGON NCAA SINGLE GAME RECORDS

<b>Points</b>				<b>Free Throws Made</b>					
1.	33	Tajuan Porter	vs. Nevada-Las Vegas	3/23/2007	1.	10	Luke Jackson	vs. Wake Forest	3/16/2002
2.	32	Fred Jones	vs. Kansas	3/24/2002	2.	8	Dale Herron	vs. California	3/12/1960
3.	29	Luke Jackson	vs. Kansas	3/24/2002	3.	7	Ian Crosswhite	vs. Utah	3/21/2003
4.	28	Luke Ridnour	vs. Wake Forest	3/16/2002		7	Luke Jackson	vs. Utah	3/21/2003
5.	27	Aaron Brooks	vs. Florida	3/25/2007		7	Tajuan Porter	vs. Nevada-Las Vegas	3/23/2007
6.	25	Luke Jackson	vs. Texas	3/22/2002	<b>Free Throws Attempted</b>				
7.	24	Fred Jones	vs. Wake Forest	3/16/2002	1.	11	Dale Herron	vs. California	3/12/1960
8.	23	Dick Wilkins	vs. Arkansas	3/23/1945		11	Robert Johnson	vs. Montana	3/14/2002
	23	Orlando Williams	vs. Texas	3/16/1995		11	Ian Crosswhite	vs. Utah	3/23/2003
	23	Damyean Dotson	vs. Saint Louis	3/23/2013	4.	10	Luke Jackson	vs. Wake Forest	3/16/2002
<b>Field Goals Made</b>				<b>Rebounds</b>					
1.	13	Fred Jones	vs. Kansas	3/24/2002	1.	17	Arsalan Kazemi	vs. Oklahoma State	3/21/2013
2.	11	Aaron Brooks	vs. Florida	3/25/2007	2.	16	Arsalan Kazemi	vs. Saint Louis	3/23/2013
3.	10	Dick Wilkins	vs. Arkansas	3/23/1945	3.	12	Arsalan Kazemi	vs. Louisville	3/29/2013
	10	Luke Jackson	vs. Texas	3/22/2002	4.	11	Malik Hairston	vs. Nevada-Las Vegas	3/23/2007
5.	9	(5 tied)			5.	10	(6 tied)		
<b>Field Goals Attempted</b>				<b>Assists</b>					
1.	23	Fred Jones	vs. Kansas	3/24/2002	1.	9	Kenya Wilkins	vs. Texas	3/16/1995
2.	20	Orlando Williams	vs. Texas	3/16/1995	2.	8	Luke Jackson	vs. Texas	3/22/2002
	20	Fred Jones	vs. Wake Forest	3/16/2002	3.	7	Luke Ridnour	vs. Kansas	3/24/2002
4.	19	Aaron Brooks	vs. Florida	3/25/2007	4.	6	Alex Scales	vs. Seton Hall	3/17/2000
5.	17	(4 tied)				6	Johnathan Loyd	vs. Saint Louis	3/23/2013
<b>3-Point Field Goals Made</b>				<b>Blocks</b>					
1.	8	Tajuan Porter	vs. Nevada-Las Vegas	3/23/2007	1.	4	Chris Christofferson	vs. Texas	3/22/2002
2.	7	Luke Ridnour	vs. Wake Forest	3/16/2002	2.	2	Fred Jones	vs. Seton Hall	3/17/2000
3.	5	Orlando Williams	vs. Texas	3/16/1995		2	Alex Scales	vs. Seton Hall	3/17/2000
	5	Aaron Brooks	vs. Winthrop	3/18/2007		2	Malik Hairston	vs. Nevada-Las Vegas	3/23/2007
	5	Damyean Dotson	vs. Saint Louis	3/23/2013		2	Maarty Leunen	vs. Florida	3/25/2007
<b>3-Point Field Goals Attempted</b>				<b>Steals</b>					
1.	15	Orlando Williams	vs. Texas	3/16/1995	1.	4	Fred Jones	vs. Kansas	3/24/2002
2.	13	Tajuan Porter	vs. Mississippi State	3/21/2008		4	Dominic Artis	vs. Oklahoma State	3/21/2013
3.	12	Tajuan Porter	vs. Nevada-Las Vegas	3/23/2007	3.	3	Kenya Wilkins	vs. Texas	3/16/1995
4.	11	Luke Ridnour	vs. Wake Forest	3/16/2002		3	Luke Ridnour	vs. Texas	3/22/2002
5.	10	Tajuan Porter	vs. Florida	3/25/2007		3	Luke Ridnour	vs. Kansas	3/24/2002
						3	Aaron Brooks	vs. Nevada-Las Vegas	3/13/2007
						3	Johnathan Loyd	vs. Saint Louis	3/23/2013

## OREGON NCAA CAREER RECORDS

<b>Points</b>				<b>3-Point Field Goals Made</b>				<b>Rebounds</b>			
1.	96	Luke Jackson	2002-03	1.	19	Tajuan Porter	2007-08	1.	45	Arsalan Kazemi	2013
2.	88	Luke Ridnour	2002-03	2.	16	Luke Ridnour	2002-03	2.	33	Robert Johnson	2002-03
3.	84	Fred Jones	2000-02	3.	9	Damyean Dotson	2013	3.	32	Malik Hairston	2007-08
4.	83	Tajuan Porter	2007-08	4.	8	Fred Jones	2000-02		32	Maarty Leunen	2007-08
5.	77	Malik Hairston	2007-08		8	Luke Jackson	2002-03	5.	26	Glenn Moore	1960-61
6.	75	Aaron Brooks	2007		8	Aaron Brooks	2007	<b>Assists</b>			
7.	58	Maarty Leunen	2007-08	<b>3-Point Field Goals Attempted</b>				1.	22	Luke Jackson	2002-03
8.	52	Damyean Dotson	2013	1.	47	Tajuan Porter	2007-08		22	Luke Ridnour	2002-03
9.	47	Charlie Warren	1960-61	2.	38	Luke Ridnour	2002-03	3.	18	Fred Jones	2000-02
10.	46	Chuck Rask	1960	3.	24	Fred Jones	2000-02	4.	14	Aaron Brooks	2007
<b>Field Goals Made</b>				4.	21	Aaron Brooks	2007	5.	13	Johnathan Loyd	2013
1.	34	Luke Jackson	2002-03	5.	20	Damyean Dotson	2013	<b>Blocks</b>			
2.	30	Fred Jones	2000-02	<b>Free Throws Made</b>				1.	6	Chris Christofferson	2002
3.	29	Luke Ridnour	2002-03	1.	20	Luke Jackson	2002-03	2.	3	Fred Jones	2000-02
4.	27	Aaron Brooks	2007	2.	18	Malik Hairston	2007-08		3	Arsalan Kazemi	2013
5.	23	Malik Hairston	2007-08		18	Tajuan Porter	2007-08	4.	2	(8 tied)	
	23	Tajuan Porter	2007-08	4.	16	Fred Jones	2000-02	<b>Steals</b>			
<b>Field Goals Attempted</b>				5.	14	Luke Ridnour	2002-03	1.	11	Luke Ridnour	2002-03
1.	71	Luke Jackson	2002-03	<b>Free Throws Attempted</b>				2.	9	Fred Jones	2000-02
2.	67	Fred Jones	2000-03	1.	23	Luke Jackson	2002-03	3.	7	Dominic Artis	2013
	67	Luke Ridnour	2002-03	3.	22	Glenn Moore	1960-61	4.	6	Anthony Lever	2000-02
4.	64	Tajuan Porter	2007		22	Robert Johnson	2002-03		6	Malik Hairston	2007-08
5.	57	Aaron Brooks	2007	4.	21	Tajuan Porter	2007-08				
				5.	20	Dale Herron	1960				
					20	Malik Hairston	2007-08				



# NCAA TOURNAMENT

## FIRST NCAA CHAMPIONS -- THE TALL FIRS

Oregon's 1939 basketball team earned a niche in sports history by winning the first NCAA championship basketball tournament ever held.

With a first unit composed of four native Oregonians and one Washingtonian, Coach Howard Hobson guided the Tall Firs to a 29-5 season record and Oregon's only NCAA basketball title.

The starting five listed three All-Americans in 6-foot 8-inch Urgel 'Slim' Wintermute from Longview, Wash., sharp-shooting Laddie Gale, a 6-4 forward from Oakridge and 5-8 guard Bobby Anet from Astoria. In addition, John Dick, a 6-4 forward from The Dalles, earned All-America honors the following season.

The guard spots were manned by Astorians Anet and 5-11 Wally Johansen. The two had teamed since their grade school days in Astoria.

For reserve strength, Hobson called on the likes of Bob Hardy, Red McNeely, Ford Mullen, Matt Pavalunas, Earl Sandness and Ted Sarpola. Gale, Wintermute, Anet, Johansen and Mullen played on three consecutive Northern Division championship teams.

The Ducks posted a 10-3 non-conference record, highlighted by a two-week Christmas tour that opened in Madison Square Garden with a 38-36 loss to CCONY and concluded with a 50-46 defeat at the hands of Stanford.

In between, however, the Tall Firs won six of seven games giving them a highly respectable 6-3 road mark against some of the nation's finest teams.

Oregon powered to the Northern Division title with a 14-2 record, sweeping four-game series from Idaho and Washington and capturing three of four battles each with Oregon State and Washington State.

That set the stage for a best-of-three playoff with Southern Division champion California at McArthur Court. Before capacity crowds, the Ducks captured the Pacific Coast Conference title in two games. Gale scored 18 points and Wintermute added 11 as the Ducks won the opener, 54-40, and Wintermute and Dick each tallied 16 points in the 53-47 triumph that put Oregon in the NCAA Western Playoffs.

Oregon quickly went to work in the Western Playoffs at Treasure Island, knocking off Texas, 56-41, and dumping Oklahoma, 55-37.

On March 27, the Tall Firs faced Ohio State on the neutral Northwestern University court at Evanston, Ill., for the national title. Dick

scored 13 points and Gale and Anet contributed 10 apiece as the Ducks rolled to a 46-33 victory and the NCAA crown.

Huge crowds welcomed them in Portland and Eugene to climax one of the legendary events in the state's athletic history.



THE TALL FIRS — Front (L-R): Wally Johansen, Slim Wintermute, Bobby Anet, Coach Howard Hobson, Laddie Gale, John Dick; Back (L-R): Bob Hardy, Red McNeely, Jay Langston, Ford Mullen, Matt Pavalunas, Trainer Bob Officer, Ted Sarpola, Earl Sandness

# NCAA TOURNAMENT

## ALL-TIME TOURNAMENT CHAMPIONS

Year	Champion	Coach	Score	Runner-Up	Site
1939	Oregon	Howard Hobson	46-33	Ohio State	Evanston, Ill.
1940	Indiana	Branch McCracken	60-42	Kansas	Kansas City, Mo.
1941	Wisconsin	Harold Foster	39-34	Washington State	Kansas City, Mo.
1942	Stanford	Everett Dean	53-38	Dartmouth	Kansas City, Mo.
1943	Wyoming	Everett Shelton	46-34	Georgetown	New York
1944	Utah	Vadal Peterson	42-40*	Dartmouth	New York
1945	Oklahoma State	Henry Iba	49-45	New York U.	New York
1946	Oklahoma State	Henry Iba	43-40	North Carolina	New York
1947	Holy Cross	Alvin Julian	58-47	Oklahoma	New York
1948	Kentucky	Adolph Rupp	58-42	Baylor	New York
1949	Kentucky	Adolph Rupp	46-36	Oklahoma State	Seattle
1950	C.C.N.Y.	Nat Holman	71-68	Bradley	New York
1951	Kentucky	Adolph Rupp	68-58	Kansas State	Minneapolis
1952	Kansas	Forrest Allen	80-63	St. John's	Seattle
1953	Indiana	Branch McCracken	69-68	Kansas	Kansas City, Mo.
1954	LaSalle	Kenneth Loeffler	92-76	Bradley	Kansas City, Mo.
1955	San Francisco	Phil Woolpert	77-63	LaSalle	Kansas City, Mo.
1956	San Francisco	Phil Woolpert	83-71	Iowa	Evanston, Ill.
1957	North Carolina	Frank McGuire	54-53**	Kansas	Kansas City, Mo.
1958	Kentucky	Adolph Rupp	84-72	Seattle	Louisville
1959	California	Pete Newell	71-70	West Virginia	Louisville
1960	Ohio State	Fred Taylor	75-55	California	San Francisco
1961	Cincinnati	Edwin Jucker	70-65*	Ohio State	Kansas City, Mo.
1962	Cincinnati	Edwin Jucker	71-59	Ohio State	Louisville
1963	Loyola (Ill.)	George Ireland	60-58*	Cincinnati	Louisville
1964	UCLA	John Wooden	98-83	Duke	Kansas City, Mo.
1965	UCLA	John Wooden	91-80	Michigan	Portland, Ore.
1966	Texas-El Paso	Don Haskins	72-65	Kentucky	College Park, Md.
1967	UCLA	John Wooden	79-64	Dayton	Louisville
1968	UCLA	John Wooden	78-55	North Carolina	Los Angeles
1969	UCLA	John Wooden	92-72	Purdue	Louisville
1970	UCLA	John Wooden	80-69	Jacksonville	College Park, Md.
1971	UCLA	John Wooden	68-62	Villanova	Houston
1972	UCLA	John Wooden	81-76	Florida State	Los Angeles
1973	UCLA	John Wooden	87-66	Memphis State	St. Louis
1974	North Carolina State	Norm Sloan	76-64	Marquette	Greensboro, N.C.
1975	UCLA	John Wooden	92-85	Kentucky	San Diego
1976	Indiana	Bob Knight	86-68	Michigan	Philadelphia
1977	Marquette	Al McGuire	67-59	North Carolina	Atlanta
1978	Kentucky	Joe Hall	94-88	Duke	St. Louis
1979	Michigan State	Jud Heathcote	75-64	Indiana State	Salt Lake City
1980	Louisville	Denny Crum	59-54	UCLA	Indianapolis
1981	Indiana	Bob Knight	63-50	North Carolina	Philadelphia
1982	North Carolina	Dean Smith	63-62	Georgetown	New Orleans
1983	North Carolina State	Jim Valvano	54-52	Houston	Albuquerque
1984	Georgetown	John Thompson	84-75	Houston	Seattle
1985	Villanova	Rollie Massimino	66-64	Georgetown	Lexington
1986	Louisville	Denny Crum	72-69	Duke	Dallas
1987	Indiana	Bob Knight	74-73	Syracuse	New Orleans
1988	Kansas	Larry Brown	83-79	Oklahoma	Kansas City, Mo.
1989	Michigan	Steve Fisher	80-79*	Seton Hall	Seattle
1990	UNLV	Jerry Tarkanian	103-73	Duke	Denver
1991	Duke	Mike Krzyzewski	72-65	Kansas	Indianapolis
1992	Duke	Mike Krzyzewski	71-51	Michigan	Minneapolis
1993	North Carolina	Dean Smith	77-71	Michigan	New Orleans
1994	Arkansas	Nolan Richardson	76-72	Duke	Charlotte
1995	UCLA	Jim Harrick	89-78	Arkansas	Seattle
1996	Kentucky	Rick Pitino	76-67	Syracuse	East Rutherford, N.J.
1997	Arizona	Lute Olson	84-79*	Kentucky	Indianapolis
1998	Kentucky	Tubby Smith	79-68	Utah	San Antonio
1999	Connecticut	Jim Calhoun	77-74	Duke	St. Petersburg, Fla.
2000	Michigan State	Tom Izzo	89-76	Florida	Indianapolis
2001	Duke	Mike Krzyzewski	82-72	Arizona	Minneapolis
2002	Maryland	Gary Williams	64-52	Indiana	Atlanta
2003	Syracuse	Jim Boeheim	81-78	Kansas	New Orleans
2004	Connecticut	Jim Calhoun	82-73	Georgia Tech	San Antonio
2005	North Carolina	Roy Williams	75-70	Illinois	St. Louis
2006	Florida	Billy Donovan	73-57	UCLA	Indianapolis
2007	Florida	Billy Donovan	84-75	Ohio State	Atlanta
2008	Kansas	Bill Self	75-68*	Memphis	San Antonio
2009	North Carolina	Roy Williams	89-72	Michigan State	Detroit
2010	Duke	Mike Krzyzewski	61-59	Butler	Indianapolis
2011	Connecticut	Jim Calhoun	53-41	Butler	Houston
2012	Kentucky	John Calipari	67-59	Kansas	New Orleans
2013	Louisville	Rick Pitino	82-76	Michigan	Atlanta

\*Overtime

\*\*Three overtimes

# STARTING LINEUPS

## 2012-13

Dominic Artis  
Damyean Dotson  
E.J. Singler  
Arsalan Kazemi  
Tony Woods

## 2011-12

Garrett Sim  
Devoe Joseph  
E.J. Singler  
Jeremy Jacob  
Tony Woods

## 2010-11

Malcolm Armstead  
Garrett Sim  
E.J. Singler  
Joevan Catron  
Tyroné Nared

## 2009-10

Malcolm Armstead  
Tajuan Porter  
E.J. Singler  
LeKendric Longmire  
Michael Dunigan

## 2008-09

Garrett Sim  
Tajuan Porter  
Joevan Catron  
LeKendric Longmire  
Michael Dunigan

## 2007-08

Malik Hairston  
Maarty Leunen  
Joevan Catron  
Tajuan Porter  
Bryce Taylor

## 2006-07

Malik Hairston  
Bryce Taylor  
Maarty Leunen  
Aaron Brooks  
Tajuan Porter

## 2005-06

Malik Hairston  
Maarty Leunen  
Adam Zahn  
Aaron Brooks  
Chamberlain Oguchi

## 2004-05

Malik Hairston  
Ian Crosswhite  
Mitch Platt  
Aaron Brooks  
Bryce Taylor

## 2003-04

Ian Crosswhite  
Luke Jackson  
Mitch Platt  
Aaron Brooks  
Andre Joseph

## 2002-03

Robert Johnson  
Luke Jackson  
Brian Helquist  
James Davis  
Luke Ridnour

## 2001-02

Robert Johnson  
Luke Jackson  
Chris Christoffersen  
Luke Ridnour  
Frederick Jones

## 2000-01

Frederick Jones  
Bryan Bracey  
Julius Hicks  
Luke Ridnour  
Anthony Lever

## 1999-00

A.D. Smith  
Alex Scales  
Flo Hartenstein  
Frederick Jones  
Darius Wright

## 1998-99

A.D. Smith  
Alex Scales  
Mike Carson  
Terik Brown  
Darius Wright

## 1997-98

Jamar Curry  
Henry Madden  
Flo Hartenstein  
Terik Brown  
Mike McShane

## 1996-97

Jamar Curry  
Kyle Milling  
Rob Ramaker  
Kenya Wilkins  
Jamal Lawrence

## 1995-96

Jamar Curry  
Kyle Milling  
Rob Ramaker  
Kenya Wilkins  
Jamal Lawrence

## 1994-95

Jeff Potter  
Darryl Parker  
Zach Sellers  
Kenya Wilkins  
Orlando Williams

## 1993-94

Jeff Potter  
Darryl Parker  
Aaron Johnson  
Kenya Wilkins  
Orlando Williams

## 1992-93

Antoine Stoudamire  
Andre Collier  
Orlando Williams  
Jeff Potter  
Aaron Johnson

## 1991-92

Antoine Stoudamire  
Clyde Jordan  
Chuck Patterson  
Orlando Williams  
Johnnie Reece

## 1990-91

Richard Lucas  
Kevin Mixon  
Terrell Brandon  
Bob Fife  
Jordy Lyden

## 1989-90

Richard Lucas  
Terrell Brandon  
Kevin Mixon  
Keith Reynolds  
Bob Fife

## 1988-89

Frank Johnson  
Keith Reynolds  
Brett Coffey  
Randy Grant  
Richard Lucas

## 1987-88

Frank Johnson  
Anthony Taylor  
Brett Coffey  
Randy Grant  
Keith Calderston

## 1986-87

David Girley  
Anthony Taylor  
Sven Meyer  
Jesse Nash  
Keith Calderston

## 1985-86

Anthony Taylor  
Rick Osborn  
Jerry Adams  
Kenny Sprague  
Keith Calderston

## 1984-85

Chris Harper  
Anthony Taylor  
Blair Rasmussen  
Greg Trapp  
Jerry Adams

## 1983-84

Chris Harper  
Gary Gatewood  
Blair Rasmussen  
David Brantley  
Greg Trapp

## 1982-83

Gary Gatewood  
Donald Dutton  
Blair Rasmussen  
Jerry Adams  
David Brantley

## 1981-82

Paul Bain  
Fred Cofield  
Blair Rasmussen  
Jerome Williams  
John Greig

## 1980-81

Fred Cofield  
Felton Sealey  
Mike Clark  
John Greig  
Ray Whiting

## 1979-80

Felton Sealey  
Richard Wright  
Ron Burns  
Mike Clark  
Ray Whiting

## 1978-79

Rob Closs  
Dan Hartshorne  
Kelvin Small  
John Murray  
Felton Sealey

## 1977-78

Kelvin Small  
Mike Drummond  
Mike Clark  
Rob Closs  
Dan Hartshorne

## 1976-77

Greg Ballard  
Ernie Kent  
Kelvin Small  
Mike Drummond  
Rob Closs

## 1975-76

Ron Lee  
Mark Barwig  
Dan Hartshorne  
Greg Ballard  
Stu Jackson

## 1974-75

Ron Lee  
Mark Barwig  
Gerald Willett  
Greg Ballard  
Stu Jackson

## 1973-74

**Ron Lee**  
Mark Barwig  
Gerald Willett  
Greg Ballard  
Bruce Coldren

## 1972-73

Ron Lee  
Mark Barwig  
Gerald Willett  
Doug Little  
Bruce Coldren

## 1971-72

Doug Little  
Rusty Blair  
Billy Ingram  
Ken Strand  
Al Carlson

## 1970-71

Stan Love  
Bill Drozdiak  
Larry Holliday  
Rusty Blair  
Ken Strand

## 1969-70

Stan Love  
Billy Gaskins  
Bill Drozdiak  
Larry Holliday  
Russell Blair

## 1968-69

Stan Love  
Bill Drozdiak  
Billy Gaskins  
Rick Abrahamson  
Larry Holliday

## 1967-68

Ken Smith  
Billy Gaskins  
John Pinkstaff  
Rick Abrahamson  
Jim Henry

## 1966-67

Nick Jones  
Ken Smith  
John Pinkstaff  
Bill Thomas  
Rick Abrahamson

## 1965-66

Jim Barnett  
Nick Jones  
Bill Jennings  
Gene Brockmeyer  
John Pinkstaff

## 1964-65

Jim Barnett  
Nick Jones  
Bill Jennings  
Jerry Anderson  
Gene Brockmeyer

## 1963-64

Steve Jones  
Jim Barnett  
Jim Johnson  
Elliott Gleason  
Larry Cooley

## 1962-63

Glenn Moore  
Jerry Anderson  
Steve Jones  
Tom Tuttle  
Elliott Gleason

## 1961-62

Charlie Warren  
Bill Simmons  
Wally Knecht  
Jerry Anderson  
Steve Jones

## 1960-61

Charlie Warren  
Glenn Moore  
Denny Strickland  
Leon Hayes  
Bill Simmons

## 1959-60

Glenn Moore  
Chuck Rask  
Charlie Warren  
Dale Herron  
Denny Strickland

## 1958-59

Dale Herron  
Denny Strickland  
Chuck Rask  
Stu Robertson  
Bud Kuykendall

## 1957-58

Charlie Franklin  
Hal Duffy  
Dale Herron  
Chuck Rask  
Bud Kuykendall

## 1956-57

Charlie Franklin  
Hal Duffy  
Bud Kuykendall  
Bill Moore  
Phil McHugh

## 1955-56

Max Anderson  
Jerry Ross  
Charlie Franklin  
Ray Bell  
Phil McHugh

## 1954-55

Jim Loscutoff  
Max Anderson  
Howard Page  
Jerry Ross  
Phil McHugh

## 1953-54

Ed Halberg  
Max Anderson  
Barney Holland  
Ken Wegner  
Howard Page

## 1952-53

Keith Farnum  
Chet Noe  
Ken Wegner  
Barney Holland  
Ed Halberg

## 1951-52

Ken Hunt  
Chet Noe  
Bob Peterson  
Ken Wegner  
Mel Streeter

## 1950-51

Bob Peterson  
Jim Loscutoff  
Curt Barclay  
Mel Krause  
Jack Keller

## 1949-50

Will Urban  
Jack Keller  
Mel Krause  
Paul Sowers  
Dale Warberg

# YEAR-BY-YEAR STATS

## OREGON YEAR-BY-YEAR STATISTICS

Year	GP	Min	Total		3 PTS		FT-FTA	Pct	Rebounds				PF	FO	A	TO	Blk	Stl	Pts	Avg
			FG-FGA	Pct	3FG-FGA	Pct			Off	Def	Tot	Avg								
1903	2	---	---	---	---	---	---	---	---	---	---	---	---	---	---	---	---	---	24	12.0
1904	4	---	---	---	---	---	---	---	---	---	---	---	---	---	---	---	---	---	62	15.5
1905	0	---	No Season	---	---	---	---	---	---	---	---	---	---	---	---	---	---	---	---	---
1906	5	---	---	---	---	---	---	---	---	---	---	---	---	---	---	---	---	---	50	10.0
1907	7	---	---	---	---	---	---	---	---	---	---	---	---	---	---	---	---	---	152	21.7
1908	17	---	---	---	---	---	---	---	---	---	---	---	---	---	---	---	---	---	400	23.5
1909	0	---	No Season	---	---	---	---	---	---	---	---	---	---	---	---	---	---	---	---	---
1910	6	---	---	---	---	---	---	---	---	---	---	---	---	---	---	---	---	---	93	15.5
1911	13	---	---	---	---	---	---	---	---	---	---	---	---	---	---	---	---	---	381	29.3
1912	14	---	---	---	---	---	---	---	---	---	---	---	---	---	---	---	---	---	385	27.5
1913	19	---	---	---	---	---	---	---	---	---	---	---	---	---	---	---	---	---	341	17.9
1914	17	---	---	---	---	---	---	---	---	---	---	---	---	---	---	---	---	---	281	16.5
1915	17	---	---	---	---	---	---	---	---	---	---	---	---	---	---	---	---	---	391	23.0
1916	0	---	No Season	---	---	---	---	---	---	---	---	---	---	---	---	---	---	---	---	---
1917	11	---	---	---	---	---	---	---	---	---	---	---	---	---	---	---	---	---	136	12.4
1918	11	---	---	---	---	---	---	---	---	---	---	---	---	---	---	---	---	---	180	16.4
1919	17	---	---	---	---	---	---	---	---	---	---	---	---	---	---	---	---	---	523	30.8
1920	17	---	---	---	---	---	---	---	---	---	---	---	---	---	---	---	---	---	438	25.8
1921	20	---	---	---	---	---	---	---	---	---	---	---	---	---	---	---	---	---	576	28.8
1922	31	---	---	---	---	---	---	---	---	---	---	---	---	---	---	---	---	---	730	23.5
1923	25	---	---	---	---	---	---	---	---	---	---	---	---	---	---	---	---	---	876	35.0
1924	20	---	---	---	---	---	---	---	---	---	---	---	---	---	---	---	---	---	701	35.0
1925	20	---	---	---	---	---	---	---	---	---	---	---	---	---	---	---	---	---	731	36.6
1926	22	---	---	---	---	---	---	---	---	---	---	---	---	---	---	---	---	---	800	36.4
1927	28	---	---	---	---	---	---	---	---	---	---	---	---	---	---	---	---	---	1118	39.9
1928	21	---	---	---	---	---	---	---	---	---	---	---	---	---	---	---	---	---	819	39.0
1929	18	---	---	---	---	---	---	---	---	---	---	---	---	---	---	---	---	---	675	37.5
1930	26	---	---	---	---	---	---	---	---	---	---	---	---	---	---	---	---	---	869	33.4
1931	22	---	---	---	---	---	---	---	---	---	---	---	---	---	---	---	---	---	764	34.7
1932	24	---	---	---	---	---	---	---	---	---	---	---	---	---	---	---	---	---	758	31.6
1933	27	---	---	---	---	---	---	---	---	---	---	---	---	---	---	---	---	---	818	30.3
1934	25	---	---	---	---	---	---	---	---	---	---	---	---	---	---	---	---	---	787	31.5
1935	28	---	---	---	---	---	---	---	---	---	---	---	---	---	---	---	---	---	872	31.1
1936	31	---	444-	---	---	---	265-	---	---	---	---	---	337	---	---	---	---	---	1233	39.8
1937	29	---	---	---	---	---	---	---	---	---	---	---	---	---	---	---	---	---	1142	39.4
1938	33	---	620-	---	---	---	412-	---	---	---	---	---	484	---	---	---	---	---	1652	50.1
1939	34	---	638-	---	---	---	406-	---	---	---	---	---	458	---	---	---	---	---	1682	49.5
1940	31	---	603-	---	---	---	147-233	.613	---	---	---	---	340	14	---	---	---	---	1439	46.4
1941	36	---	644-	---	---	---	323-	---	---	---	---	---	417	---	---	---	---	---	1611	44.8
1942	27	---	407-	---	---	---	267-438	.610	---	---	---	---	372	---	---	---	---	---	1081	40.0
1943	29	---	513-	---	---	---	289-456	.634	---	---	---	---	375	---	---	---	---	---	1315	45.3
1944	26	---	---	---	---	---	---	---	---	---	---	---	---	---	---	---	---	---	1163	44.7
1945	45	---	969-	---	---	---	460-	---	---	---	---	---	704	---	---	---	---	---	2345	52.2
1946	33	---	---	---	---	---	---	---	---	---	---	---	---	---	---	---	---	---	1724	52.2
1947	27	---	---	---	---	---	---	---	---	---	---	---	---	---	---	---	---	---	1684	62.4
1948	29	---	---	---	---	---	---	---	---	---	---	---	---	---	---	---	---	---	1687	58.2
1949	30	---	---	---	---	---	---	---	---	---	---	---	---	---	---	---	---	---	1653	55.1
1950	28	---	535-1789	.299	---	---	274-398	.592	---	---	---	---	637	---	---	---	---	---	1468	52.4
1951	31	---	668-2262	.296	---	---	302-542	.557	---	---	1582	51.0	677	---	---	---	---	1858	59.9	
1952	30	---	666-2053	.324	---	---	482-784	.614	---	---	1566	52.2	650	39	350	---	---	814	60.5	
1953	28	---	630-	---	---	---	619-971	.637	---	---	---	---	---	---	---	---	---	---	1879	67.1
1954	27	---	616-1725	.357	---	---	554-852	.650	---	---	1009	37.4	605	---	---	---	---	1786	66.1	
1955	26	---	599-1831	.327	---	---	462-793	.583	---	---	1336	51.4	508	18	---	---	---	1660	63.0	
1956	26	---	577-1739	.332	---	---	555-885	.627	---	---	1260	48.5	549	28	---	---	---	1709	65.7	
1957	25	---	535-1601	.335	---	---	415-681	.612	---	---	1033	41.3	510	28	---	---	---	1485	59.4	
1958	24	---	585-1531	.382	---	---	374-596	.625	---	---	1030	42.9	440	21	---	---	---	1544	64.3	
1959	25	---	574-1562	.367	---	---	426-630	.676	---	---	1019	40.8	487	20	---	---	---	1574	62.9	
1960	29	---	637-1768	.354	---	---	486-757	.642	---	---	1378	47.5	557	16	---	---	---	1760	60.7	





# YEAR-BY-YEAR STATS

## OPPONENTS YEAR-BY-YEAR STATISTICS

Year	GP	Min	Total		3 PTS		FT-FTA	Pct	Rebounds				PF	FO	A	TO	Blk	Stl	Pts	Avg
			FG-FGA	Pct	3FG-FGA	Pct			Off	Def	Tot	Avg								
1903	2	---	---	---	---	---	---	---	---	---	---	---	---	---	---	---	---	---	56	28.0
1904	4	---	---	---	---	---	---	---	---	---	---	---	---	---	---	---	---	---	104	26.0
1905	0	---	<b>No Season</b>	---	---	---	---	---	---	---	---	---	---	---	---	---	---	---	---	---
1906	5	---	---	---	---	---	---	---	---	---	---	---	---	---	---	---	---	---	105	21.0
1907	7	---	---	---	---	---	---	---	---	---	---	---	---	---	---	---	---	---	164	23.4
1908	17	---	---	---	---	---	---	---	---	---	---	---	---	---	---	---	---	---	340	20.0
1909	0	---	<b>No Season</b>	---	---	---	---	---	---	---	---	---	---	---	---	---	---	---	---	---
1910	6	---	---	---	---	---	---	---	---	---	---	---	---	---	---	---	---	---	141	23.5
1911	13	---	---	---	---	---	---	---	---	---	---	---	---	---	---	---	---	---	221	17.0
1912	14	---	---	---	---	---	---	---	---	---	---	---	---	---	---	---	---	---	202	14.4
1913	19	---	---	---	---	---	---	---	---	---	---	---	---	---	---	---	---	---	349	18.4
1914	17	---	---	---	---	---	---	---	---	---	---	---	---	---	---	---	---	---	294	17.3
1915	17	---	---	---	---	---	---	---	---	---	---	---	---	---	---	---	---	---	416	24.5
1916	0	---	<b>No Season</b>	---	---	---	---	---	---	---	---	---	---	---	---	---	---	---	---	---
1917	11	---	---	---	---	---	---	---	---	---	---	---	---	---	---	---	---	---	341	31.0
1918	11	---	---	---	---	---	---	---	---	---	---	---	---	---	---	---	---	---	312	28.4
1919	17	---	---	---	---	---	---	---	---	---	---	---	---	---	---	---	---	---	427	25.1
1920	17	---	---	---	---	---	---	---	---	---	---	---	---	---	---	---	---	---	476	28.0
1921	20	---	---	---	---	---	---	---	---	---	---	---	---	---	---	---	---	---	474	23.7
1922	31	---	---	---	---	---	---	---	---	---	---	---	---	---	---	---	---	---	959	30.9
1923	25	---	---	---	---	---	---	---	---	---	---	---	---	---	---	---	---	---	710	28.4
1924	20	---	---	---	---	---	---	---	---	---	---	---	---	---	---	---	---	---	451	22.6
1925	20	---	---	---	---	---	---	---	---	---	---	---	---	---	---	---	---	---	457	22.9
1926	22	---	---	---	---	---	---	---	---	---	---	---	---	---	---	---	---	---	409	18.6
1927	28	---	---	---	---	---	---	---	---	---	---	---	---	---	---	---	---	---	683	23.0
1928	21	---	---	---	---	---	---	---	---	---	---	---	---	---	---	---	---	---	541	25.8
1929	18	---	---	---	---	---	---	---	---	---	---	---	---	---	---	---	---	---	501	27.8
1930	26	---	---	---	---	---	---	---	---	---	---	---	---	---	---	---	---	---	829	31.9
1931	22	---	---	---	---	---	---	---	---	---	---	---	---	---	---	---	---	---	723	32.9
1932	24	---	---	---	---	---	---	---	---	---	---	---	---	---	---	---	---	---	677	28.2
1933	27	---	---	---	---	---	---	---	---	---	---	---	---	---	---	---	---	---	899	33.3
1934	25	---	---	---	---	---	---	---	---	---	---	---	---	---	---	---	---	---	677	27.1
1935	28	---	---	---	---	---	---	---	---	---	---	---	---	---	---	---	---	---	845	30.2
1936	31	---	---	---	---	---	---	---	---	---	---	---	---	---	---	---	---	---	1074	34.6
1937	29	---	---	---	---	---	---	---	---	---	---	---	---	---	---	---	---	---	1002	34.6
1938	33	---	---	---	---	---	---	---	---	---	---	---	---	---	---	---	---	---	1234	37.4
1939	34	---	---	---	---	---	---	---	---	---	---	---	---	---	---	---	---	---	1273	37.4
1940	31	---	---	---	---	---	---	---	---	---	---	---	---	---	---	---	---	---	1243	40.1
1941	36	---	---	---	---	---	---	---	---	---	---	---	---	---	---	---	---	---	1451	40.3
1942	27	---	---	---	---	---	---	---	---	---	---	---	---	---	---	---	---	---	1049	38.9
1943	29	---	---	---	---	---	---	---	---	---	---	---	---	---	---	---	---	---	1154	39.8
1944	26	---	---	---	---	---	---	---	---	---	---	---	---	---	---	---	---	---	1092	42.0
1945	45	---	---	---	---	---	---	---	---	---	---	---	---	---	---	---	---	---	2101	46.7
1946	33	---	---	---	---	---	---	---	---	---	---	---	---	---	---	---	---	---	1731	52.5
1947	27	---	---	---	---	---	---	---	---	---	---	---	---	---	---	---	---	---	1327	49.1
1948	29	---	---	---	---	---	---	---	---	---	---	---	---	---	---	---	---	---	1456	50.2
1949	30	---	---	---	---	---	---	---	---	---	---	---	---	---	---	---	---	---	1612	53.7
1950	28	---	569-1764	.322	---	---	226-497	.673	---	---	---	---	---	600	---	---	---	---	1635	58.3
1951	31	---	---	---	---	---	---	---	---	---	---	---	---	---	---	---	---	---	1868	60.3
1952	30	---	676-2165	.312	---	---	473-796	.594	---	---	1251	41.7	632	27	303	---	---	---	1825	60.8
1953	28	---	---	---	---	---	---	---	---	---	---	---	---	---	---	---	---	---	1916	68.4
1954	27	---	604-1710	.353	---	---	550-921	.597	---	---	1098	40.7	567	---	---	---	---	---	1758	65.1
1955	26	---	567-1644	.342	---	---	524-849	.617	---	---	1093	42.0	491	16	---	---	---	---	1658	63.8
1956	26	---	596-1754	.339	---	---	604-904	.668	---	---	1153	44.3	534	22	---	---	---	---	1796	68.6
1957	25	---	564-1512	.373	---	---	584-857	.640	---	---	1060	42.4	416	7	---	---	---	---	1127	70.4
1958	24	---	583-1572	.371	---	---	391-619	.632	---	---	973	40.5	439	16	---	---	---	---	1557	64.4
1959	25	---	623-1603	.388	---	---	435-648	.671	---	---	1279	51.2	458	17	---	---	---	---	1681	67.2
1960	29	---	581-1587	.366	---	---	507-784	.646	---	---	1279	44.1	528	25	---	---	---	---	1669	57.5









# SCHOOL AWARDS

## HIGDON TROPHY

2013 Liz Brenner, volleyball, basketball, track  
2012 Lauren Plum, volleyball  
2011 Jordan Hasay, track  
2010 Amanda Johnson, basketball  
2009 Moni Graf, women's golf  
2008 A.J. Acosta, track  
Nicole Blood, track  
2007 Jessie Chatfield, soccer  
2006 Jen May, lacrosse  
2005 Tommy Skipper, track  
2004 Eric Mitchum, track  
2003 Daria Panova, tennis  
2002 Luke Jackson, basketball  
Luke Ridnour, basketball  
2001 Santiago Lorenzo, track  
2000 Shaquala Williams, basketball  
1999 Brianne Meharry, basketball  
1998 Dietrich Morre, football  
1997 Marie Davis, track  
1996 Milena Glusac, track  
1995 Kenya Wilkins, basketball  
1994 Rick Cantwell, track  
1993 LaReina Woods, track/volleyball  
1992 Camara Jones, track  
1991 Kelly Blair, track  
1990 Dan Vidlak, wrestling  
1989 Bill Musgrave, football  
1988 Stefanie Kasperski, basketball  
1987 Scott Kozak, football  
1986 Keith Balderston, basketball

1985 Deanna Schiedler, track  
1984 Sue Harbour, volleyball  
1983 Kathy Hayes, track  
1982 Eugene Young, football  
1981 Leann Warren, track  
1980 Bev Smith, basketball  
1979 Melanie Batiste, track  
1978 Rudy Chapa, track/cross country  
1977 Sally Blickle, basketball/softball  
1976 Jack Henderson, football  
1975 Greg Ballard, basketball  
1974 Ron Lee, basketball  
1973 Don Reynolds, football/baseball  
1972 Guy Krause, baseball  
1971 Steve Prefontaine, track  
1970 Tom Graham, football  
1969 Larry Holliday, basketball  
1968 John Miller, wrestling  
1967 Gary Schutz, baseball  
1966 John Pinkstaff, basketball  
1965 Keith Lampard, baseball  
1964 Bob Mitchell, wrestling  
1963 Terry DeSylvia, football  
1962 Ted Abram, track  
1961 Vic Reeve, track  
1960 Dyrrol Burleson, track  
1959 George Larson, track  
1958 Mike Forrester, track  
1957 Steve Anderson, track  
1956 John Raventos, football  
1955 Phil McHugh, football/mbb

## LEO HARRIS AWARD

2013 Dan Vidlak, wrestling  
2012 Bill Musgrave, football  
2011 Chris Leupold, football  
2010 Aaron Thomas, football  
2009 Greg Erwin, track  
2008 Keith Balderston, basketball  
2007 Chris Miller, football  
2006 Paul Weinhold, golf  
2005 Mike Jorgensen, football  
2004 Jim Hill, track  
2003 Cliff Gibson, football  
2002 Ed Hagerty, football  
2001 Rudy Chapa, track  
Alberto Salazar, track  
2000 Mike Ritchey, baseball  
1999 Rob Closs, basketball  
1998 Mike Drummond, basketball  
1997 David Taylor, track  
1996 Tinker Hatfield, track  
1995 Tim Slapnicka, football  
1994 Paul Halupa, basketball  
1993 Dan Fouts, football  
1992 Ahmad Rashad, football  
1991 Bob Newland, football  
1990 Roscoe Divine, track  
1989 Keith Sherman, football  
1988 Gundars Tilmanis, tennis  
1987 Tom Jernstedt, football  
1986 Dick Winn, football  
1985 Bob Berry, football  
1984 Dave Wilcox, football  
1983 Ron Snidow, football

1982 Charlie Warren, basketball  
1981 Mickey Bruce, football  
1980 Riley Mattson, football  
1979 Wayne Henninger, tennis  
1978 Jim Grelle, track  
1977 John Robinson, football  
1976 Phil McHugh, football/basketball  
1975 Bill Dellinger, track  
1974 Ron Lowell, tennis  
1973 Dr. Richard Zimmerman, track  
1972 Hal Dunham, football  
1971 Phil Settecase, baseball  
1970 Mel Krause, basketball/baseball  
1969 John McKay, football  
1968 Norm Van Brocklin, football  
1967 Robert Koch, football

## SISLEY AWARD

2013 Liz Wilson, track, cross country  
2012 Grace Golden, track and field  
2011 Helen Higgins, tennis  
2010 Sarah Grall, tennis  
2009 Lauri Landerholm, wbb/track  
2008 Charlene Carter, field hockey/soccer  
June Liu, softball  
2007 Kim Roth Geelan, track  
2006 Bev Smith, basketball  
2005 Sally Blickle, basketball/softball  
2004 Krista Parent, softball  
2003 Tama Cuddleback Rowan, swimming  
2002 Mary L. Brorby, basketball/sb/vb  
Diane Smith, wbb/field hoc./softball  
2001 Peg Rees, basketball/sb/vb  
2000 Shelley Briggs, field hockey

## OREGON AWARDS

### MVP AWARD

Formerly the Steven J Award, the MVP Award is presented to the outstanding member of the basketball team and is selected by members of the squad.

### JOHN WARREN AWARD

The John Warren Award is given to the most inspirational player on the Oregon basketball team. It is named after the former Ducks' football, basketball and track head coach and is also voted by the team members.

### HARRY RITCHIE AWARD

The recipient of the Harry Ritchie Award is a member of the basketball team who is honored for his athletic and scholastic achievements.

### JESSE NASH AWARD

The Jesse Nash Award was initiated in 1988 to honor the basketball squad's most improved player. The award exemplifies the reputation and is given in the memory of the former Oregon forward who drowned in 1987. The honoree is selected by the Oregon coaches.

### REAR ADMIRAL JOHN DICK AWARD

Named after All-American forward John Dick, Oregon's leading scorer in the 1939 NCAA Championship game who went on to serve in World War II as part of his distinguished U.S. Navy career, this award is presented to the team's best defender. The honoree is selected by the Oregon coaches.

### EMERALD ATHLETIC TROPHY

The Emerald Athletic Trophy is sponsored jointly by the athletic department and the Oregon Daily Emerald and is awarded to an Oregon senior on the basis of outstanding achievement in the fields of athletics, scholarship and citizenship.

### HIGDON TROPHY

The Doyle Higdon Trophy is given to an Oregon sophomore athletically for excellence in athletics, scholarship and citizenship. The award is named in honor of a former football and track standout who was killed prior to his junior year at Oregon.

### LEO HARRIS AWARD


The Alumni Athletic Award was originated in 1967 by the late Leo Harris, former director of athletics, and his family and is presented to an alumni letterman on the basis of 20 years of achievement and service since graduation.

### BECKY L. SISLEY AWARD


The Becky L. Sisley Award is named after the University's first director of women's intercollegiate athletics and is awarded to a former women's athlete to commemorate community involvement, career development and support of University ideals.

# OREGON


## DUCKS IN THE NBA




Greg Ballard



Terrell Brandon



Aaron Brooks



John Greig

**Greg Ballard (1974-77)**

**11 seasons**  
 Washington Bullets 1978-85  
 Golden State Warriors 1986-87  
 Seattle SuperSonics 1989

**Jim Barnett (1964-66)**

**11 seasons**  
 Boston Celtics 1967  
 San Diego Rockets 1968-70  
 Portland Trailblazers 1971  
 Golden State Warriors 1972-74  
 New Orleans Jazz 1975  
 New York Knicks 1975-76  
 Philadelphia 76ers 1977

**Terrell Brandon (1990-91)**

**12 seasons**  
 Cleveland Cavaliers 1992-97  
 Milwaukee Bucks 1998-99  
 Minnesota Timberwolves 1999-03

**Aaron Brooks (2004-07)**

**6th Season**  
 Houston Rockets 2008-11  
 Phoenix Suns 2011  
 Sacramento Kings 2013  
 Houston Rockets 2013-present

**John Greig (1980-82)**

**1 season**  
 Seattle SuperSonics 1983

**Malik Hairston (2005-08)**

**2 seasons**  
 San Antonio Spurs 2009-10

**Luke Jackson (2000-04)**

**4 seasons**  
 Cleveland Cavaliers 2005-06  
 Los Angeles Clippers 2007  
 Toronto Raptors 2007  
 Miami Heat 2008

**Ivan Johnson (2006)**

**2 seasons**  
 Atlanta Hawks 2011-12

**Fred Jones (1999-02)**

**8 seasons**  
 Indiana Pacers 2003-06  
 Toronto Raptors 2007  
 Portland Trailblazers 2007  
 New York Knicks 2008  
 Los Angeles Clippers 2009

**Nick Jones (1965-67)**

**5 seasons**  
 San Diego Rockets 1968  
 Dallas Chaparrals (ABA) 1969  
 Miami Floridians (ABA) 1969  
 Golden State Warriors 1971-72  
 Dallas Chaparrals (ABA) 1973

**Steve "Snapper" Jones (1962-64)**

**9 seasons**  
 Oakland Oaks (ABA) 1968  
 New Orleans Buccaneers (ABA) 1969-70

Memphis Pros (ABA) 1971  
 Dallas Chaparrals (ABA) 1972-73  
 Carolina Cougars (ABA) 1973-74  
 Denver Rockets (ABA) 1974  
 Spirits of St. Louis (ABA) 1975  
 Portland Trailblazers 1976

**Ron Lee (1973-76)**


**6 seasons**  
 Phoenix Suns 1977-79  
 New Orleans Jazz 1979  
 Atlanta Hawks 1980  
 Detroit Pistons 1980-82

**Jim Loscutt (1951-55)**


**9 seasons**  
 Boston Celtics 1956-64

**Stan Love (1969-71)**


**4 seasons**  
 Baltimore Bullets 1972-73  
 Los Angeles Lakers 1974-75  
 San Antonio Spurs (ABA) 1975




Luke Jackson



Fred Jones




Ron Lee



Blair Rasmussen

# Aaron Brooks

Houston Rockets



Luke Ridnour

**Bob Peterson (1951-52)**

3 seasons  
 Baltimore Bullets 1954  
 Milwaukee Hawks 1954  
 New York Knicks 1955-56

**Blair Rasmussen (1982-85)**

8 seasons  
 Denver Nuggets 1986-91  
 Atlanta Hawks 1992-93

**Luke Ridnour (2001-03)**

11th season  
 Seattle Supersonics 2004-08  
 Milwaukee Bucks 2009-10  
 Minnesota Timberwolves 2011-13  
 Milwaukee Bucks 2014-present

**Alex Scales (1999-00)**

1 season  
 San Antonio Spurs 2006

**Anthony Taylor (1985-88)**

1 season  
 Miami Heat 1989



Anthony Taylor

## Oregon NBA Draft Choices

Year	Player (Round/Overall Pick), Team	Year	Player (Round/Overall Pick), Team
1947	Wimpy Quinn, Toronto	1976	Ron Lee (1st/10), Phoenix
1948	Reede Berg, Indianapolis Fred Bartell, Washington	1977	Greg Ballard (1st/4), Washington
1949	Roger Wiley, Baltimore	1979	Dan Hartshorne (6th/123), Philly Kelvin Small (10th/195), Portland
1952	Brad Peterson, Baltimore	1981	Mike Clark (5th/97), Utah Felton Sealey (10th/220), Phoenix
1953	Chet Noe (2nd), Boston Bob Peterson, Baltimore	1982	John Greig (3rd/65), Seattle
1955	Jim Loscutoff (1st/4), Boston	1984	David Brantley (7th/144), L.A. Gary Gatewood (7th/152), Seattle
1956	Max Anderson, Philadelphia	1985	Blair Rasmussen (1st/15), Denver Chris Harper (6th/128), San Antonio
1958	Hal Duffy (11th/74), Minneapolis	1986	Jerry Adams (5th/106), Portland
1962	Glenn Moore (10th/82), Detroit Charles Warren (12th/92), Philly	1987	Sven Meyer (3rd/51), Sacramento
1966	Jim Barnett (1st/8), Boston	1988	Anthony Taylor (2nd/44), Atlanta
1967	Nick Jones (3rd/31), San Diego	1991	Terrell Brandon (1st/11), Cleveland
1969	Rick Abrahamson (10th/128), Phx	2001	Bryan Bracey (2nd/58), San Antonio
1970	Billy Gaskins (9th/144), Portland	2002	Frederick Jones (1st/14), Indiana
1971	Stan Love (1st/9), Baltimore Larry Holliday (9th/141), Seattle Bill Drozdak (10th/159), San Fran Leonard Jackson (16th/227), S.D.	2003	Luke Ridnour (1st/14), Seattle
1973	Doug Little (4th/54), Buffalo John Green (16th/200), Buffalo	2004	Luke Jackson (1st/10), Cleveland
1975	Gerald Willett (6th/97), Portland	2007	Aaron Brooks (1st/26), Houston
		2008	Malik Hairston (2nd/48), Phoenix Maarty Leunen (2nd/54), Houston
		2013	Arsalan Kazemi (2nd/54), Washington

# LETTERWINNERS

## A

Abrahamson, Rick 1967-68-69  
 Adams, Jerry 1982-83-85-86  
 Akwenuke, Josh 2007  
 Allen, Ed 1944-45  
 Amacher, Bob 1948-49-50  
 Anderson, Hank 1940-41  
 Anderson, Jay 2001-02-03-04  
 Anderson, Jerry 1962-63, 65  
 Anderson, Max 1954-55-56  
 Anet, Robert 1937-38-39  
 Andrews, George 1940-41-42  
 Armstead, Malcolm 2010-11  
**Artis, Dominic 2013**  
 Ashaolu, Olu 2012  
**Austin, Waverly 2013**

## B

Bain, Paul 1981-82-83  
 Baker, Coleton 2013  
 Balderston, Keith 1985-86-87-88  
 Ballard, Greg 1974-75-76-77  
 Bally, Joe 1928-29  
 Banks, Deryl 1975  
 Barclay, Curt 1951  
 Barner, Phil 1978-79  
 Barnett, Jim 1964-65-66  
 Bartelt, Jim 1945-47-48-49  
 Barwig, Mark 1973-74-75-76  
 Bell, Greg 1983-85  
 Bell, Ray 1954-55-56  
 Beller, Franz 1920-21-22  
 Berg, Bill 1933-34-35  
 Bigby, Carson 1915  
 Bigbee, Lyle 1915  
 Bingham, Ed 1955-56-57  
 Blair, David 1988-89-90-91  
 Blair, Rusty 1970-71-72  
 Bonnemann, Henry 1952-53  
 Borchert, Bill 1940-41  
 Borrevik, Wally 1942-43-44  
 Bottler, Ron 1952  
 Boylen, Tom 1913-15  
 Bradshaw, Robert 1912-13-14  
 Bracey, Bryan 2000-01  
 Brandon, Carter 1919  
 Brandon, Terrell 1990-91  
 Brantley, Dave 1981-82-83-84  
 Bray, George 1944-46-47  
 Brockmeyer, Gene 1964-65  
 Brooks, Aaron 2004-05-06-07  
 Brooks, Irwin 1913  
 Brosterhous, Rick 1969-70-71  
 Brown, Kamyron 2008-09  
 Brown, Terik 1996-97-98-99  
 Burns, Ron 1980-81  
 Burnett, Arvin 1922

## C

Calkins, Windsor 1930-31-32  
 Campbell, Glen 1967-68-69  
 Carlson, Al 1971-72  
 Carson, Mike 1995-96-97-99

## Carter, Ben 2013

Cate, Ferd 1917  
 Catron, Joevan 2007-08-09-11  
 Caviness, Bob 1944  
 Chapman, Hal 1923-24  
 Chapman, Nish 1919-20-21  
 Chastain, Mervyn 1928-29  
 Cheatham, John 1981  
 Christensen, Kristian 1998-00-01-02  
 Christenson, Warren 1942  
 Christoffersen, Chris, 1999-00-01-02  
 Clark, Mike 1978-79-80-81  
 Clarkson, Art 1933  
 Closs, Rob 1977-78-79  
 Coffey, Bret 1988-89  
 Cofield, Fred 1981-82  
 Coldren, Bruce 1973-74-75-76  
 Collier, Andre 1992-93  
 Comfort, Chuck 1918  
 Cooley, Larry 1964-65  
 Cooper, Paul 1948-49  
 Cornish, Rick 1977-78  
 Couch, Ralph 1922-23  
 Coulter, Jesse 1995  
 Courtney, Bill 1936-37  
 Covey, Bud 1952-53  
 Craig, Ian 1987  
 Craven, Bob 1966-67-68  
 Crawford, Clyde 1971  
 Crawford, Jeff 1988-89  
 Crittle, Josh 2009  
 Crosswhite, Ian 2003-04  
 Crowell, Sam 1943  
 Curry, Jamar 1994-96-97-98

## D

Danner, Ernie 1944  
 Davis, James 2001-02-03-04  
 Davis, Rich 1978-79  
 Deuster, Thomas 1986  
 Dick, Ed 1943-47  
 Dick, John 1938-39-40  
 Dolp, Vincent 1930-31  
 Don, Robert 1948-49  
 Donin, Ike 1933  
 Dorsainvil, Frantz 2008  
**Dotson, Damyean 2013**  
 Dowsett, Jack 1928  
 Drozdziak, Bill 1969-70-71  
 Drummond, Mike 1975-76-77-78  
 Duffy, Harold 1956-57-58  
 Dunigan, Michael 2009  
 Dunn, Eric 1989-90  
 Durno, Eddie 1919-20-21  
 DuShane, Don 1965-66  
 Dutton, Donald 1983-84

## E

Eberhart, Hoard 1929  
 Eberhart, Jean 1929-30-31  
 Edlund, Halmer 1922  
 Edwards, Ray 1928-29

Ela, Mike 1972  
 Elliott, Williams 1910-11  
 Elorriaga, John 2009  
 Emmons, Keith 1927  
 Emory, Carlos 2012-13  
 Epps, Dave 1928-29

## F

Farnam, Keith 1952-53  
 Fearn, Nicholas 2009-10-11  
 Fenton, Carl 1912-13-14  
 Fife, Bob 1990-91-93  
 Fletcher, Steve 1930  
 Fowler, Frank E. "Ned" 1918-19  
 Fox, Jay 1917  
 Franklin, Charlie 1956-57-58  
 Franz, John 1965-66  
 Fredrickson, Burt 1973-74-75  
 Fuhrman, Rolph 1941-42-43

## G

Gale, Laddie 1937-38-39  
 Gaskins, Billy 1968-69-70  
 Gemmell, Ronald 1934-35  
 Gatewood, Gary 1980-82-83-84  
 Gillenwaters, Tec 1924  
 Girley, David 1984-85-86-87  
 Gleason, Elliott 1963-64-65  
 Goar, Leo 1922  
 Gowans, Russ 1923-24-25  
 Graham, Greg 1974-75-76-77  
 Grant, Randy 1988-89  
 Greig, John 1980-81-82  
 Gunther, Jerry 1926-27

## H

Hairston, Malik, 2005-06-07-08  
 Halberg, Ed 1953-54  
 Halupa, Paul 1972-73-74  
 Hamilton, Bob 1944-45-46  
 Hamilton, Lynn 1948-49-50  
 Harcombe, Bill 1935  
 Hardy, Robert 1938-39  
 Hargain, Tony 1987-88-89  
 Harker, Skouson 1999  
 Harper, Chris 1984-85  
 Hartenstein, Flo 1998-99-00-01  
 Hartshorne, Dan 1976-78-79  
 Hastings, Wimp 1956-57-58  
 Hawes, Bob 1952-53-54  
 Hayes, Leon 1961  
 Hays, Ken 1945-46-47  
 Helms, Mike 1988-89-90  
 Helquist, Brian 2002-03  
 Henry, Jim 1968-69-70  
 Henwood, Norm 1944  
 Herron, Dale 1958-59-60  
 Hicks, Julius 2000-01  
 Hobson, Howard 1924-25-26  
 Hoffine, Bruce 1945-46  
 Holland, Barney 1952-53-54  
 Holliday, Larry 1969-70-71

Horner, Cliff 1929-30-31  
 Houghton, LaGrande 1933  
 Howell, Wardlow 1936  
 Huff, Marion 1944  
 Hughes, Roy 1927-28-29  
 Hummelt, Bernard 1927  
 Humphrey, Matt 2009  
 Humphreys, Dick 1944  
 Hunt, Bob 1959  
 Hunt, Ken 1950-51-52  
 Huntington, Hollis 1917

## I

Ingram, Billy 1972-73

## J

Jackson, David 2000-01  
 Jackson, Leonard 1969-70-71  
 Jackson, Lloyd 1942  
 Jackson, Luke 2001-02-03-04  
 Jackson, Paul 1940-41-42  
 Jackson, Stu 1974-75-76  
 Jacob, Jeremy 2010-11-12  
 Jacobberger, Francis 1919-20  
 Jamison, Homer 1910-12  
 Jennings, Bill 1964-65-66  
 Jewell, Ray 1938  
 Johansen, Wallace 1937-38-39  
 Johnson, Aaron 1990-93-94-95  
 Johnson, Brett 1990-91  
 Johnson, Frank 1988-89  
 Johnson, Ivan 2006  
 Johnson, Jim 1962-63  
 Johnson, Robert 2002-03  
 Jones, Bud 1934-35-36  
 Jones, Frederick, 1999-00-01-02  
 Jones, Nick 1965-66-67  
 Jones, Roman 1961  
 Jones, Steve 1962-63-64  
 Jones, Willie 1934-35-36  
 Jordan, Clyde 1991-92-93  
 Joseph, Andre 2003-04  
 Joseph, Devoe 2012  
 Jost, Charles 1925-26  
 Joy, Fred 1927

## K

Kafoury, Dave 1964-65-66  
 Kazemi, Arsalan 2013  
 Keenan, Bill 1930-31  
 Keller, Jack 1949-50-51  
 Kent, Ernie 1974-75-76-77  
 Kent, Jordan 2004-05-06  
 Keumper, Austin 2013  
 Kimpton, Butch 1959-60-61  
 Kingma, Brett 2012  
 Kirsch, Don 1941-42-43  
 Knecht, Wally 1960-61-62  
 Koch, Barney 1944  
 Koch, Lester 1914  
 Krause, Mel 1950-51  
 Kuykendall, Bud 1957-58-59  
 Kyei, Kofi 1987



# LETTERWINNERS

## L

Larry, Andre 1996-97  
 Latham, Hugh 1921-23-24  
 Latham, Mark 1920-21-22  
 Lavey, Bob 1946-47-48-49  
 Lawrence, Jamal 1995-96-97  
 Lee, Ron 1973-74-75-76  
 Leunen, Maarty, 2005-06-07-08  
 Lever, Anthony 2000-01-02  
 Levoff, Henry 1930-31-32  
 Lewis, John 1935-36-37  
 Liebowitz, Sam 1935-36  
 Lincoln, Brandon 2003-04-05-06  
 Lind, Herman 1919-20  
 Lindquist, Ben 2000-01-02  
 Little, Doug 1971-72-73  
 Longmire, LeKendric 2008-09  
 Loscutoff, Jim 1951-55  
 Losli, Matt 2011  
 Love, Kenny, 2005-06  
 Love, Stan 1969-70-71  
 Loy, Pat 1963  
**Loyd, Johnathan 2011-12-13**  
 Lucas, Richard 1988-89-90-91  
**Lucenti, Nicholas 2011-12-13**  
 Lundell, John 1956  
 Lyden, Jordy 1991-92-94-95  
 Lyon, Stu 1978-79

## M

Mack, Danny 1976-77-78  
 Mack, John 1961-62-63  
 Madden, Henry 1994-95-97-98  
 Marshik, Archie 1940-41-42  
 Martin, George 1973  
 Matheson, Mike 1983-84-85  
 Maynard, Wilson 1942  
 McCormick, Don 1928-29  
 McCready, Lynn 1917-20  
 McHugh, Phil 1955-56-57  
 McKelvey, Miguel 1997  
 McLean, Cliff 1936  
 McManus, Gary 1955  
 McNeeley, Evert 1939-40-41  
 McShane, Mike 1997-98-99  
 Medley, Dot 1918  
 Meyer, Sven 1987  
 Michaelis, Mark 2001-02  
 Miller, Bob 1933-34-35  
 Milligan, Scott 1927-28-29  
 Milling, Kyle 1996-97  
 Mitchell, John 1992-93-94-95  
 Mixon, Kevin 1990-91  
 Moore, Bill 1956-57  
 Moore, Glenn 1960-61-63  
 Moore, Willie 2013  
 Moreck, Joe 1976-77  
 Morgan, Eli 1957  
 Morton, Robert 1915  
 Mosby, Jerry 1943-44  
 Mullen, Ford 1938-39  
 Murray, John 1977-78-79-80  
 Mouton, Kevin 1986

## N

Nared, Tyrone 2011-12  
 Nash, Jesse 1987  
 Neeley, John 1949-50-51  
 Nelson, Dick 1917  
 Nelson, Gary 1976-77  
 Nelson, Geoff 1974-75-76  
 Nelson, Jonathan 1996-97-98  
 Newland, Bob 1942-43  
 Nicksic, Mike 1967-68  
 Noe, Chet 1951-52-53  
 Neil, James 1910

## O

Odia, Churchill 2007-08-09  
 Oguchi, Chamberlain, 2005-06-07  
 Okerberg, Roy 1925-26-27  
 Olinger, Harold 1930  
 Olinger, Gilbert 1932-33-34  
 Olsson, Adam 1998  
 O'Neil, Matt 1991-92  
 Osborn, Rick 1985-86-87-88

## P

Page, Howard 1953-54-55  
 Parker, Darryl 1994-95  
 Patterson, Charles 1936  
 Patterson, Chuck 1991-92  
 Pavalunas, Matt 1938-39-40  
 Pearce, Vearl 1962  
 Perry, Scott 1982  
 Peterson, Bob 1951-52  
 Phillips, Bill 1944  
 Piipo, Toivo, 1940  
 Pinkstaff, John 1966-67-68  
 Platt, Mitch 2004-05-07-08  
 Popick, Al 1943-47-48  
 Porter, Tajuan 2007-08-09  
 Potter, Cliff 1932  
 Potter, Jeff 1992-93-94-95  
 Potts, Ken 1931  
 Powers, Mike 1968  
 Purdy, Ken 1936-37

## Q

Quinine, Donte 1996-98-99

## R

Rader, Don 1912  
 Ramaker, Rob 1996-97  
 Ranniger, Steve 1986-88-89-90  
 Rask, Chuck 1958-59-60  
 Rasmussen, Blair 1982-83-84-85  
 Rasmussen, Marv 1946  
 Reece, Johnnie 1992-93  
 Reinhart, Bill 1921  
 Reynolds, Keith 1989-90  
 Reynolds, Lauren 1928  
 Reynolds, Walt 1943  
 Reynolds, Walt S. 1972-73  
 Rice, Don 1913-14

Richardson, Fred 2013  
 Ridings, Gordon 1927-28-29  
 Ridnour, Luke 2001-02-03  
 Roberts, Charles 1931-32-33  
 Robertson, Jack 1932-33-34  
 Robertson, Stu 1958-59-60  
 Robinson, Kevin 1992  
 Rockhey, Haddon 1922-23-24  
 Rodgers, Bob 1968-69-70  
 Rosemond, Yasir 1998-99  
 Ross, Jerry 1954-55-56  
 Rotenberg, Morris 1933  
 Rourke, Roland 1934-35-36  
 Rubenstein, Max 1930-32  
 Runyon, Damon 1992-93-94-95

## S

Sandness, Earl 1939  
 Sanford, Glen 1934-35  
 Sarpola, Ted 1938-39-40  
 Scales, Alex 1999-00  
 Schafer, Ray, 2005-06-07-08  
 Sealey, Felton 1978-79-80-81  
 Seeborg, Ken 1948-49  
 Seeborg, Roy 1943-46-47  
 Seiferth, Martin 2011  
 Sellers, Zach 1994-95  
 Senior, Greg 1986-87-88-89  
 Shafer, Earl 1923-24  
 Sharpe, Clayton 1915  
 Shaw, Steve 1971  
 Short, Matt 2003-04-05-06  
 Silver, Dave 1936-37-38  
 Sim, Garrett 2009-10-11-12  
 Simons, Hank 1933  
 Simmons, Bill 1960-61-62  
 Sims, Clifford 1911-12-13-14  
 Singler, E.J. 2010-11-12-13  
 Slater, Carlton 1969  
 Small, Kelvin 1977-78-79  
 Smith, A.D. 1996-98-99-00  
 Smith, Brion 1994  
 Smith, Del 1945  
 Smith, Ken 1967-68  
 Smith, Nate 2001  
 Sowers, Paul 1949-50  
 Sprague, Kenny 1984-85-86-87  
 Stahl, Homer 1933  
 Steers, Bill 1918  
 Stelly, Adrian 2004-05-06-07  
 Stevens, Kermit 1930-31-33  
 Stine, Harry 1910  
 Stoudamire, Antoine 1992-93  
 Stout, Bob 1953-54  
 Strand, Ken 1970-71-72  
 Streeter, Mel 1950-51-52  
 Strickland, Denny 1959-60-61  
 Stringer, Ken 1973-74-75  
 Strowbridge, Jay-R 2011  
 Sunderland, Paul 1972  
 Swaim, Kim 1973-74

## T

Taylor, Anthony 1985-86-87-88  
 Taylor, Bryce, 2005-06-07-08  
 Taylor, Rodnie 1982  
 Taylor, Warren 1941-42-43  
 Terjeson, Ralph 1933  
 Thomas, Bill 1966-67  
 Thompson, Chris 1972  
 Townsend, Vic 1940-41  
 Trapp, Greg 1984-85  
 Trendell, Bryan 1982-83  
 Tucharth, Paul 1958  
 Tuttle, Tom 1962-63

## U

Unis, Richard 1948-49  
 Urban, Willis 1949-50-51

## V

van der Veen, Eric 1991-92  
 Viney, Drew 2008  
 Vranizan, Jim 1950-51-52

## W

Walker, Barry 1979-80-81-82  
 Walker, Dean 1911-12-13  
 Wallace, Reggie 1984  
 Warberg, Dale 1949-50  
 Warren, Charles 1960-61-62  
 Watts, Jim 1932-34  
 Wegner, Ken 1952-53-54  
 Westergren, Algot 1925-26-27  
 Wheeler, Glenn 1914-15  
 Whiting, Ray 1980-81  
 Wiley, Drew 2009  
 Wiley, Roger 1943-47-48-49  
 Wilkins, Dick 1945-46-47-48  
 Wilkins, Kenya 1994-95-96-97  
 Willett, Gerald 1973-74-75  
 Williams, Brian 1995-96  
 Williams, Jerome 1979-80-82  
 Williams, Orlando 1992-93-94-95  
 Williamson, Stan 1943-46-47-48  
 Williams, Teondre 2009-10-11  
 Wilson, Dow 1918  
 Wilson, Jamil 2010  
 Wimberly, Lee 1944  
 Wintermute, Urgel 1937-38-39  
 Wolcott, Chester 1914  
 Woods, Tony 2012-13  
 Wren, Bob 1942-43-47  
 Wright, Darius, 1999-00  
 Wright, Les 1946-47  
 Wright, Richard 1980  
 Wulff, Rodney 1971

## Y

Yates, Bob 1963  
 York, Tyler 2003-04

## Z

Zahn, Adam 2004-05-06-07  
 Zimmerman, Don 1922-23

# JERSEY NUMBERS

## RETIRED JERSEYS

10 Terrell Brandon  
18 John Dick  
20 Bob Anet  
22 Urgel (Slim) Wintermute  
28 Lauren (Laddie) Gale  
30 Ron Lee  
32 Wally Johansen  
42 Greg Ballard

### 0

\*Aaron Brooks 2005-06-07  
*Arik Armstead 2013*

### 00

\*Aaron Brooks 2004  
A.D. Smith 1996-97-98-99-00  
\*John Mitchell 1995  
Rodney Taylor 1982

### 1

*Dominic Artis 2013*  
Bruce Barron 2012  
Nicholas Fearn 2009-10-11  
Malik Hairston, 2005-06-07-08  
James Davis 2001-02-03-04

### 2

Matt Losli 2011  
Ben Voogd 2008-09  
Jordan Kent 2003-04-05-06  
\*Bill Harcombe 1935

### 3

Garrett Sim 2009-10-11-12  
Mitch Platt 2004-05-06-07-08  
Robert Johnson 2002-03  
\*David Jackson 2001  
Skouson Harker 1999  
Henry Madden 1994-95-97-98  
Antoine Stoudamire 1992-93  
Frank Johnson 1988-89  
\*Howard Page 1952  
Don Hoy 1951  
\*Dick Unis 1950  
Jim Bocchi 1949  
Al Popick 1947-48  
Raymond Berg 1945-46  
Lou Kotnik 1945  
Dick Humphreys 1944  
Robert Newland 1942-43  
John Lewis 1935  
\*Gilbert Olinger 1934  
Fred Joy 1927

### 4

*Nicholas Lucenti 2011-12-13*  
Bryce Taylor 2005-06-07-08  
Darius Wright 1999-00  
Andre Larry 1996-97  
Brion Smith 1994  
\*Johnnie Reece 1993  
Brett Johnson 1991  
Tony Hargain 1988-89-90  
David Brantley 1981-82-83-84  
Ernie Baldini 1950-51  
Roger Mockford 1948

\*Jim Bartelt 1947  
\*George A. Bray 1946  
Ernie Danner 1944  
Del Smith 1945  
\*Roy Seeborg 1943  
\*George Andrews 1942  
\*LeGrande Houghton 1935  
\*Roland Rourke 1934

### 5

Fred Richardson III 2013  
Olu Ashaolu 2012  
Josh Akwenuke 2007  
Matt Short 2002-03-04-05-06  
Yasir Rosemond 1998-99  
Brian Williams 1995-96  
Clyde Jordan 1991-92-93  
Randy Grant 1988-89  
\*Phil Barner 1979  
Jim Calderwood 1950-51  
\*Dick Unis 1949  
Stan Williamson 1947-48  
Alan Cohen 1946  
Sam Crowell 1943  
Wilson Maynard 1942  
\*Roland Rourke 1935  
\*Jim Watts 1934  
Bernard Hummelt 1927

### 6

\*Rich Costi 1957  
Roger Diddock 1956  
\*Bob Hawes 1953-54  
Mel Krause 1950-51  
\*Don Peterson 1949  
\*Marv Rasmussen 1947  
Robert Hamilton 1944-45-46  
Alvin Popick 1943  
\*Paul Jackson 1942  
Mel Kennedy 1935  
\*Bell Berg 1934  
Don McCormick 1927

### 7

Hugh Marxer 1952  
John Neeley 1949-50-51  
\*Reedy Berg 1948  
\*Roy Seeborg 1947  
Charles Stamper 1945-46  
Bob Caviness 1944  
\*Robert Wren 1942-43  
Robert Becker 1937  
Charles Patterson 1936  
\*Glen Sanford 1935  
\*Jack Robertson 1934

### 8

Ken Wegner 1952-53-54  
Jack Keller 1950-51  
Lynn Hamilton 1949  
\*Marv Rasmussen 1946-48  
\*Roger Wiley 1947  
Bill Elder 1945  
Bill Mayther 1944  
Lloyd Jackson 1942  
\*John Dick 1938  
\*Ronald Gemmell 1935  
\*Glen Sanford 1934

### 9

\*John Lundell 1957  
Art Weatherford 1954  
Jim Vranizan 1950-51-52  
Archie Gacek 1948  
Kenneth Hays 1945-46-47  
\*George Bray 1944  
\*Warren Taylor 1942-43  
Arnold Faust 1935  
\*Ron Gemmell 1934

### 10

*Johnathan Loyd 2011-12-13*  
Maarty Leunen, 2005-06-07-08  
Kenya Wilkins 1994-95-96-97  
Terrell Brandon 1990-91  
Greg Bell 1982-83-84-85  
Richard Wright 1980  
Mike Drummond 1975-76-77-78  
Dave Lingenfelder 1974  
Lenny Jackson 1969-70-71  
Mike Nicksic 1966-67-68  
\*Pat Loy 1964-65  
\*John Mack 1961-62-63  
Darrell Brandt 1960  
\*Phil McHugh 1956  
Bob Stout 1953-54  
\*Barney Holland 1952  
\*Bob Hawes 1952  
\*Ken Seeborg 1949  
Dick Wilkins 1945-46-47-48  
Wally Borrevik 1941-43-44  
Archie Marshik 1942  
\*Bell Berg 1935  
\*Edward Kunkle 1934

### 11

Malcolm Armstead 2010-11  
Frantz Dorsainvil 2008-09  
Ian Crosswhite 2002-03-04-05  
\*Julius Hicks 2000  
Kyle Milling 1996-97  
Andre Collier 1992-93  
Alfred Hanson 1988-89  
Kevin Mouton 1986  
Chris Harper 1984-85  
Rodnie Taylor 1983  
Marvin Walker 1979  
Greg Graham 1974-75-76-77  
Clyde Crawford 1971-72  
Carlton Slater 1969-70  
Bob Yates 1963-64  
Nick Robertson 1960  
\*Phil McHugh 1957  
\*Jerry Ross 1954  
Alex Byler 1953  
Mel Streeter 1950-51-52  
\*Jim Bartelt 1945-48-49  
\*Bob Wren 1947  
Bill Phillips 1944  
\*Rolph Fuhrman 1942-43  
Quetin Sidesinger 1941  
Matt Pavalunas 1938-39-40  
Kenneth Purdy 1936-37  
\*Sam Liebowitz 1935  
\*LeGrande Houghton 1934

### 12

Coleton Baker 2013  
Brett Kingma 2012  
Martin Seiferth, 2011  
Tajuan Porter, 2007-08-09-10  
Kenny Love, 2005-06  
\*Adrian Stelly 2004  
Marcus Kent 2002  
\*Kristian Christensen 1998-99  
Ulysses Foston 1989-90  
Mike Matheson 1983-84-85  
Rick Potter 1964  
\*Wally Palmberg 1963  
\*Pete King 1957  
\*Rich Costi 1955-56  
\*Howard Page 1953  
Larry Chamberlain 1952  
Art Shepard 1951  
\*Bob Lavey 1948-49-50  
\*Reedy Berg 1947  
\*Leslie Wright 1946  
Lee Wimberly 1944  
Donald Kirsch 1940-41-43  
\*Wellington Quinn 1939  
\*Bud Jones 1934-35  
Joe Bally 1927

### 13

Churchill Odia, 2006-07-08-09  
Luke Ridnour 2001-02-03  
Donte Quinine 1996-97-98-99  
Jordy Lyden 1991-92-93-94-95  
David Girley 1984-85-86-87  
Fred Cofield 1981-82  
\*Ron Thompson 1967  
Vearl Pearce 1962  
Butch Kimpton 1960-61  
Bud Kuykendall 1957-58  
Larry Barnes 1955-56  
Ben Pease 1946  
\*Walter S. Reynolds 1941  
Herbert Tompkins 1940  
Ford Mullen 1937-38-39  
Clifford McLean 1936  
\*Willard Jones 1934-35

### 14

Arsalan Kazemi 2013  
Matt Humphrey 2009-10  
Brandon Lincoln 2003-04-05-06  
Terik Brown 1996-97-98-99  
Paul Bain 1980-81-82-83  
Stu Lyon 1978-79  
Greg Brown 1977  
Mark Bailey 1970-71-72  
Rick Abrahamson 1967-68-69  
Dave Kafoury 1964-65-66  
Tom Tuttle 1961-62-63  
Jim Granata 1960  
Wimp Hastings 1956-57-58  
\*Howard Page 1954  
Paul Poetsch 1953  
Ken Hunt 1950-51-52  
Bill Green 1948  
Bruce Hoffine 1945-46  
Arnie Kiminki 1927  
\*Walter S. Reynolds 1943  
\*George Andrews 1939-40-41  
\*Robert Miller 1934-35



# JERSEY NUMBERS

## 15

John Elorriaga 2008-09-10  
Tyler York 2003-04  
Jamal Lawrence 1995-96-97  
Mike Greig 1975-77  
Bruce Posey 1972  
Jack Mulder 1967  
\*Don DuShane 1964-65-66  
Jack Brack 1962  
Leon Hayes 1960-61  
\*Eli Morgan 1958  
Bill Service 1956  
Frank Werner 1955  
\*Max Anderson 1954  
Wayne Johnson 1953  
Henry Bonnemann 1951-52  
\*Bob Amacher 1950  
\*Roger Wiley 1948-49  
Ed Dick 1947  
William Magruder 1946  
Marion Huff 1944-45  
\*Warren Christenson 1942  
Evert Red McNeely 1939-40-41  
David Epps 1927

## 16

Ed Halberg 1953-54  
Bob Peterson 1951-52  
Dale Warberg 1950  
\*Lynn Hamilton 1948  
Sam Cromwell 1947  
Walter Kirsch 1946  
Norm Henwood 1944  
Robert Reynolds 1943  
\*Clifford Anet 1942  
Toivvo Piippo 1939-40-41  
Algot Westergren 1927

## 17

Don Delbon 1956-57  
\*Bud Covey 1952-53  
\*Don Peterson 1951  
Paul Sowers 1949-1950  
Rod Slade 1949  
\*Dick Unis 1948  
Harold McKee 1946  
Scott Milligan 1927

## 18 - Retired

\*John Dick 1939-40  
Gordon Ridings 1927

## 19

\*Eli Morgan 1956-57  
Berge Borrevik 1955  
Bill Sherman 1954  
Henry Bonneman 1953  
Ron Phillips 1952  
\*Jim Loscutt 1951  
Bob Gilbert 1950  
\*Bob Amacher 1947-48-49  
Ben Ward 1946  
\*Warren Christenson 1943  
Lester Thompson 1942  
\*Warren Taylor 1941  
Roy Okerberg 1927

## 20

Waverly Austin 2013  
Frederick Jones 1999-00-01-02  
John Cheatham 1981  
Beau McCloud 1977-78  
\*Frank Rourke 1976  
\*Paul Jackson 1940  
Robert Anet 1937-38-39  
\*Roland Rourke 1936  
Jerry Gunther 1927

## 21

***Damyean Dotson 2013***  
Jamil Wilson 2010  
Nicholas Fearn, 2008-09  
\*Adrian Stelly, 2005-06-07  
\*Julius Hicks 2001  
\*Kristian Christensen 2001-02  
\*David Jackson 1999-00  
Orlando Williams 1991-92-93-94  
Keith Reynolds 1989-90  
Anthony Taylor 1985-86-87-88  
Brian DiBiaso 1983  
Scott Perry 1982  
\*Phil Barner 1978  
Mike Ela 1970-71-72  
Ken Kincheloe 1973  
Randy Olson 1969  
Steve Peterson 1968  
Elliot Gleason 1962-63-64-65  
\*Ed Bingham 1957  
Dick James 1955  
\*Gary McManus 1954  
Keith Farnam 1951-52-53  
Bob Don 1948-49-50  
John Stevens 1946  
\*Henry Anderson 1941

## 22

Teondre Williams 2011  
Drew Wiley 2009-10  
Mark Barwig 1973-74-75-76  
\*Henry Anderson 1940  
Urgel Slim Wintermute 1937-38-39  
\*William Harcombe 1936

## 23

Jeremy Jacob 2010-11-12  
Jamar Curry 1994-95-96-97-98  
Mike Helms 1988-89-90  
Curtis Wilson 1987  
John Greig 1980-81-82  
\*Walt Reynolds 1972-73-74  
Rick Brosterhous 1969-70-71  
Billy Gaskins 1968  
Nick Jones 1965-66-67  
Steve Jones 1962-63-64  
Chuck Rask 1960  
Kent Dorwin 1954  
\*Harlan Mickey 1953  
Ron Bottler 1952  
Will Urban 1949-50-51  
\*Ken Seeborg 1948  
\*Bob Lavey 1947  
\*Clifford Anet 1941

## 24

Willie Moore 2013  
LeKendric Longmire 2007-08-09-10  
Ben Lindquist 2000-01-02  
Mike McShane 1997-98-99  
Jeff Potter 1992-93-94-95  
Kevin Mixon 1990-91  
Donald Dutton 1983-84  
Barry Walker 1979-80-81-82  
Dean Roberts 1973  
Chris Thompson 1972  
\*Walt Reynolds 1971  
Billy Gaskins 1969-70  
Lee Harvey 1967-68  
Jim Jones 1966  
\*Pat Loy 1963  
\*Ed Bingham 1955-56  
Doug Rogers 1952  
\*Hal Webb 1951  
Paul Cooper 1948-49-50  
\*George Bray 1947

## 25

E.J. Singler 2010-11-12-13  
Chamberlain Oguchi, 2005-06-07  
Chris Christoffersen 1999-00-01-02  
Rick Osborn 1985-86-87-88  
Gary Gatewood 1980-81-82-83-84  
\*Rob Closs 1975-76  
Paul Halupa 1973-74  
John Roche 1967  
\*Don DuShane 1963  
\*Barney Holland 1953-54  
Melville Stilwell 1946  
\*Leslie Wright 1945  
Jerry Mosby 1944  
\*Leonard Gard 1941  
Ted Sarpola 1938-39-40  
\*Gale Smith 1937  
Wardlow Howell 1936

## 26

Don McLain 1955  
Bob Graves 1954  
Chet Noe 1951-52-53  
Jack Loomis 1950

## 27

\*Bud Covey 1951

## 28

\*Hal Webb 1950  
\*William Borcher 1940  
Laddie Gale 1937-38-39  
\*Willard Jones 1936

## 29

Curt Barclay 1951

## 30

Ron Lee 1973-74-75-76  
Chuck McCormick 1971  
Jim Henry 1968-69-70  
Bill Thomas 1965-66-67  
Jim Johnson 1962-63-64  
Denny Strickland 1960-61  
Charlie Franklin 1956-57-58  
\*Ray Bell 1954  
Don Siegmund 1953  
Joe Triano 1941  
William Courtney 1936-37  
Ike Donin 1933

## 31

Tyrone Nared 2011-12  
Kevinn Robinson 1992  
Richard Lucas 1988-89-90-91  
John Murray 1977-78-79-80  
Kim Swaim 1972-73-74  
\*Stan Love 1970-71  
Dave Trukositz 1968-69  
\*Wally Palmberg 1964  
Sandy Nosler 1962-63  
\*Dave Robinson 1961  
Stu Robertson 1958-60  
Frank Werner 1956  
Ron Koski 1953  
Henry Simons 1933

## 32

Ben Carter 2013  
Jabari Brown 2012  
Teondre Williams 2009-10-11  
Tyron Manlove 1997-98  
Stu Jackson 1974-75-76  
\*Victor Townsend 1940  
Wally Johansen 1937-38-39  
William Dick 1936

## 33

Carlos Emory 2012-13  
Michael Dunigan 2009-10  
Drew Viney 2008  
Luke Jackson 2001-02-03-04  
Alex Scales 1999-00  
Rob Ramaker 1996-97  
Darryl Parker 1994-95  
Bob Fife 1990-91-92-93  
Kofi Kyei 1985-86-87  
Reggie Wallace 1984  
Ray Whiting 1980-81  
Don Hayes 1979  
Earl Williams 1977  
Bruce Coldren 1974-75-76  
Eldridge Brossard 1972  
Larry Holliday 1969-70-71  
Jim Barnett 1964-65-66  
Bruce Madsen 1962  
\*John Lundell 1956  
Jack Sherman 1955  
Jack McElravy 1951  
\*Victor Townsend 1941  
George Jackson 1937  
\*Buddington Jones 1936  
Joe Walsh 1933  
\*La Grande Houghton 1933

# JERSEY NUMBERS

## 34

Devoe Joseph 2012  
Joevan Catron 2010-11  
Kamyron Brown 2008-09  
Anthony Lever 2000-01-02  
Chuck Patterson 1990-91-92  
Jesse Nash 1987  
Jerry Adams 1982-83-85-86  
Danny Mack 1976-77-78  
Deryl Banks 1975  
Ken Strand 1970-71-72  
\*Burt Fredrickson 1973  
Ken Smith 1966-67-68  
Larry Cooley 1963-64-65  
Roman Jones 1961  
Dale Herron 1958-60  
\*Gary McManus 1955  
\*Harlan Mickey 1951  
Ed Allen 1944-45-46  
Arvid Sutherland 1943  
Archie Marshik 1939-40-41  
David Silver 1936-37-38  
Chuck Clay 1933

## 35

Andre Joseph 2003-04  
Zach Sellers 1994-95  
\*Johnnie Reece 1993  
David Blair 1988-89-90-91  
Kenny Sprague 1983-84-85-86-87  
Felton Sealey 1978-79-80-81  
Ernie Kent 1974-75-76-77  
Paul Sunderland 1972  
Paul Benson 1973  
Jim Hannam 1971  
Bob Rodgers 1968-69-70  
Vernon Fox 1963  
\*Max Anderson 1956  
\*Jack Robertson 1933  
\*Roland Rourke 1933

## 36

Russell Randrup 1946  
William Bloomquist 1943  
Earl Sandness 1939-40-41  
Ray Jewell 1936-37-38  
Red Rotenberg 1933

## 38

\*Wellington Quinn 1938  
\*William Borchert 1938  
\*William Harcombe 1937  
\*Samuel Liebowitz 1936  
Homer Stahl 1933

## 39

\*Jim Watts 1933

## 40

Austin Kuemper 2012-13  
Brian Helquist 2002-03  
Miguel McKelvey 1997  
Eric van der Veen 1991-92-93  
Steve Ranniger 1986-87-88-89-90  
Blair Rasmussen 1982-83-84-85  
Tad Mancini 1975  
Steve Manker 1974  
Bill Ingram 1972-73  
\*Ron Thompson 1968  
Ron Hanson 1963

Dave Barovetto 1962

\*Jerry Ross 1955-56  
Wayne Bartholemy 1946  
\*Rolph Fuhrman 1941  
\*Leonard Gard 1940  
Robert Hardy 1939-40  
John Lewis 1936-37  
\*La Grande Houghton 1933

## 41

Jeff Crawford 1987-88-89  
Thomas Deuster 1985-86  
Kenny Thompson 1983  
Jerome Williams 1979-80-81-82  
Joe Moreck 1976-77-78  
\*Burt Fredrickson 1974-75  
Steve Shaw 1970-71  
\*Stan Love 1969  
\*Dave Robinson 1960  
Henry Ronquillo 1957-58  
Martin Swan 1956  
\*Howard Page 1955  
Kermit Stevens 1933

## 42

Chris Larson 2012  
Josh Crittle 2009-10  
Adam Zahn 2003-04-05-06-07  
Brian Bracey 2000-01  
Matt O'Neil 1991-92-93  
Greg Senior 1986-87-88-89  
Bryan Trendell 1982-83-84  
Greg Ballard 1974-75-76-77  
Bill Drozdiak 1969-70-71  
\*John Pinkstaff 1967-68  
\*Bob Craven 1966  
\*John Mack 1960  
Otis Davis 1958  
Don Steen 1957  
\*Ray Bell 1955-56  
Cap Roberts 1933

## 43

Eric Dunn 1989-90  
Mike Clark 1978-79-80-81  
Steve Smith 1970-71  
Gene Brockmeyer 1964-65-66  
Bill Simmons 1960-61-62  
Homer Stahl 1933

## 44

Ivan Johnson, 2006  
Jonathan Nelson 1997-98  
Damon Runyon 1992-93-94-95  
\*Aaron Johnson 1990  
Bret Coffey 1988-89  
Jimmy Winston 1986  
Greg Trapp 1984-85  
Ron Burns 1980-81-83  
\*Rob Closs 1977-78-79  
Ken Stringer 1973-74-75  
Rusty Blair 1970-71-72  
Glen Campbell 1967-68-69  
Bill Jennings 1964-65-66  
\*Jim Fitzwilson 1963  
Booth Deakins 1962  
George Huggins 1946  
Wayne Scott 1936-37  
Joe Walsh 1933  
\*Bob Miller 1933  
Gilbert Olinger 1933

## 45

Ray Schafer 2004-05-06-07-08  
\*Aaron Johnson 1993-94-95  
Gaylan Jackson 1991  
Geoff Nelson 1974-75-76  
John Green 1969  
\*Bob Craven 1965-67-68  
\*John Pinkstaff 1966  
\*Jim Fitzwilson 1964  
\*Lewis Patterson 1963  
Vince Hayes 1961  
Jerry Anderson 1958-60  
Chuck Clay 1933

## 46

Bill Berg 1933

## 47

Ike Donin 1933

## 50

Joevan Catron 2007-08-09  
Mark Michaelis 2001-02  
Mike Carson 1995-96-97-98-99  
\*John Mitchell 1993-94  
Ian Craig 1986-87-88  
Kevin Small 1976-77-78-79  
Gerald Willett 1973-74-75  
Al Carlson 1971  
Mike Powers 1966-67-68  
Jerry Anderson 1962-63-65  
\*Glenn Moore 1960-61  
Gene Walkama 1958  
Nick Utt 1956  
Bob Anderson 1955

## 51

Charlie Warren 1960-61-62  
\*Pete King 1958  
\*Phil McHugh 1955

## 52

Keith Balderston 1985-86-87-88  
Dan Hartshorne 1976-78-79-80  
\*Frank Rourke 1975  
Doug Little 1971-72-73  
\*Dave Romppanen 1965-66  
\*Lewis Patterson 1964  
\*Glenn Moore 1963  
\*John Stevens 1960  
Dick Valentine 1957  
Quincy Powers 1956  
\*John Lundell 1955

## 53

Rich Davis 1978-79  
Marty Hill 1970  
\*John Stevens 1961  
Bob Hunt 1960  
Hal Duffy 1957-58  
\*Jim Loscutoff 1955  
\*Ed Kunkle 1933

## 54

Flo Hartenstein 1998-99-00-01  
Rod Wulff 1969-70-71  
\*Dave Romppanen 1967  
Dick Stubbs 1965  
Bill Moore 1955-56-57

## 55

Tony Woods 2012-13  
Jay-R Strowbridge 2011  
Jay Anderson 2001-02-03-04  
Sven Meyer 1987  
Gary Nelson 1976-77-78  
Randy McCoy 1975  
John Franz 1964-65-66  
Wally Knecht 1960-61-62  
Paul Tucharadt 1956-57-58  
\*Max Anderson 1955

## 58

\*Roland Rourke 1933

## 66

Fritz Fredrickson 1945  
Barney Koch 1944  
\*Paul Jackson 1941  
Edward McGrath 1940  
\*Gale Smith 1938

## 80

Red Rotenberg 1933

## 81

Henry Simons 1933

## 83

\*Jack Robertson 1933  
\*Ed Kunkle 1933

## 84

Kermit Stevens 1933

## 85

\*Bob Miller 1933

## 87

Cap Roberts 1933

## 88

\*Gilbert Olinger 1933

## 89

\*Jim Watts 1933

## 91

Bill Berg 1933

\* indicates player wore more than one number during his career



# YEAR-BY-YEAR



Dean Walker

1918-19 (13-4)

H: 6-1, A: 7-3

PCC: 11-3

Dean Walker

J 14 * Willamette	W 41- 14
J 27 * Washington State	W 29- 23
J 28 * Washington State	L 35- 36
J 31 Washington	L 24- 26
F 1 Washington	L 13- 19
F 7 * Washington	W 25- 19
F 8 * Washington	W 37- 19
F 14 Oregon State	W 27- 17
F 15 Oregon State	W 36- 16
F 19 Washington State	W 38- 28
F 20 Washington State	W 43- 27
F 21 Idaho	W 27- 26
F 22 Walla Walla YMCA	L 27- 52
F 28 * Oregon State	W 24- 17
M 1 * Oregon State	W 28- 23
M 5 California	W 39- 37 +
M 6 California	W 30- 28

\*Home Games

+Overtime



Shy Huntington

1919-20 (8-9)

H: 3-5, A: 5-4


PCC: 5-8

Shy Huntington

J 13 * Whitman	L 22- 23
J 14 * Whitman	W 23- 12
J 22 Washington	L 26- 38
J 23 Washington	W 29- 26
J 29 Willamette	W 38- 31
J 31 * Willamette	W 38- 22
F 5 * Washington State	L 27- 29
F 6 * Washington	L 19- 23
F 7 * Washington	W 23- 20++
F 13 Oregon State	W 22- 20
F 14 Oregon State	W 37- 21
F 17 Stanford	L 22- 39
F 18 Stanford	L 31- 36
F 20 California	W 29- 27
F 21 California	L 19- 33
F 24 * Stanford	L 15- 47
F 25 * Stanford	L 18- 29

\*Home Games

++Double Overtime



George Bohler

1920-21 (15-5)

H: 9-2, A: 6-3

PCC: 8-4

George Bohler

J 8 Multnomah AC	L 19- 21
J 14 * Chemawa	W 37- 18
J 15 * Chemawa	W 30- 16
J 21 Willamette	W 27- 22
J 22 Willamette	W 21- 17
J 25 Washington State	W 27- 23
J 26 Washington State	W 33- 18
J 28 Washington	L 31- 36
J 29 Washington	L 26- 50
F 4 Oregon State	W 30- 29
F 5 Oregon State	W 25- 22
F 11 * Oregon State	W 42- 13
F 12 * Oregon State	W 37- 19
F 18 * California	L 23- 26
F 19 * California	L 18- 24
F 21 * Idaho	W 31- 19
F 28 * Washington State	W 33- 27
M 1 * Washington State	W 35- 28
M 4 * Willamette	W 25- 21
M 5 * Willamette	W 26- 25

\*Home Games

1921-22 (7-24)

H: 4-11, A: 3-13

PCC: 0-16

George Bohler

N/A Chemawa	W 51- 13
N/A Chemawa	W 54- 32
D 21 Pacific Dental	W 26- 24
D 22 Columbia Club Astoria	L 18- 30
N/A McMinnville AL	L 19- 21
J 7 Multnomah AC	L 33- 40
J 9 * Whitman	L 22- 31
J 10 * Whitman	L 15- 24
J 12 * Ninth Corps	L 26- 32
J 13 Washington	L 15- 76
J 14 Washington	L 19- 48
J 16 * Idaho	L 23- 37
J 17 * Idaho	L 19- 40
J 20 * Washington	L 19- 46
J 21 * Washington	L 26- 40
J 24 * Stanford	L 29- 32
J 25 * Stanford	L 21- 23
F 3 * Oregon State	L 19- 39
F 4 * Oregon State	L 18- 35
F 10 Oregon State	L 19- 31
F 11 Oregon State	L 21- 34
F 14 California	L 12- 25
F 15 California	L 22- 30
F 17 Stanford	L 12- 17
F 18 Stanford	L 9- 20
F 20 * Nevada	W 33- 29
F 21 * Nevada	W 24- 19
F 24 * Willamette	W 20- 17
F 25 * Willamette	W 28- 12
M 3 Willamette	L 28- 34
M 4 Willamette	L 18- 28

\*Home Games

1922-23 (15-10)


H: 7-2, A: 8-8

PCC: 2-6

George Bohler

D 27 Silverton AC	W 38- 14
D 28 Independence AC	W 43- 14
D 29 Dallas AC	W 42- 14
D 30 Newberg AC	W 32- 29
J 3 Pacific Dental	W 35- 21
J 4 Columbia Club Astoria	L 30- 36
J 5 Pacific (Ore.)	W 30- 6
J 6 Multnomah AC	L 31- 39
J 12 * Pacific Dental	W 42- 20
J 13 * Multnomah AC	W 45- 20
J 15 * Whitman	W 47- 27
J 19 * Willamette	W 49- 28
J 20 * Idaho	W 42- 35
J 25 * Washington	L 32- 34
F 2 Oregon State	L 33- 42
F 3 Oregon State	L 15- 39
F 5 * Washington State	L 15- 21
F 9 * Oregon State	W 31- 24
F 10 * Oregon State	W 38- 29
F 17 Whitman	W 39- 35
F 19 Idaho	L 29- 32
F 21 Washington State	L 25- 40
F 22 Spokane AC	L 25- 52
F 24 Washington	L 27- 39
F 27 Willamette	W 61- 20

\*Home Games



William Reinhart

1923-24 (15-5)

H: 9-1, A: 6-4

PCC: 4-4

William Reinhart

J 10 * Pacific (Ore.)	W 44- 14
J 12 * Willamette	W 47- 14
J 15 Pacific (Ore.)	W 41- 18
J 18 * Pacific (Ore.)	W 62- 24
J 19 * Pacific Dental	W 57- 22
J 20 Pacific Dental	W 33- 10
J 29 Multnomah AC	W 29- 19
F 4 * Washington	W 29- 28
F 8 * Oregon State	W 25- 20
F 9 * Oregon State	W 27- 20
F 13 Idaho	L 24- 30
F 15 Washington State	W 38- 31
F 16 Whitman	W 51- 28
F 22 * Whitman	W 41- 15
F 23 * Idaho	L 25- 27
F 25 Washington	L 22- 29
F 27 * Washington State	W 33- 29
F 29 Oregon State	L 17- 22
M 1 Oregon State	L 22- 28
M 4 Willamette	W 34- 23

\*Home Games

1924-25 (15-5)

H: 7-3, A: 8-1, N: 0-1

PCC: 7-2

William Reinhart

J 3 * Marshfield AL	W 59- 15
J 11 * Willamette	W 63- 31
J 16 * Pacific (Ore.)	W 48- 15
J 22 Multnomah AC	W 32- 15
J 23 Pacific (Ore.)	W 65- 21
J 24 Willamette	W 51- 17
J 27 * Whitman	W 44- 22
J 29 * Montana	W 33- 29
J 31 * Washington	L 29- 33
F 7 Oregon State	W 22- 19
F 9 * Washington State	W 30- 24
F 13 * Idaho	W 48- 35
F 20 * Oregon State	L 30- 34
F 23 Whitman	L 12- 18
F 24 Washington State	W 43- 16
F 26 Idaho	W 26- 24
F 28 Washington	W 35- 26
M 5* @ Oregon State	L 12- 15
M 7 @ Oregon State	W 23- 21
M 9~ @ Oregon State	L 26- 27

\*Home Games

@PCC Northern Division Playoff

~Salem, Ore.

















# YEAR-BY-YEAR

1979-80 (10-17)  
H: 6-8, A: 3-7, N: 1-2  
Pac-10: 5-13  
Jim Haney

N 30 * San Francisco State	W	72- 66
D 1 * Cal State Los Angeles	W	93- 67
D 4 * UC Davis	W	99- 69
D 6 Detroit	L	59- 71
D 15 * Louisiana-Lafayette	L	59- 64
D 18 * Humboldt State	W	85- 62
D 22 * Oregon State (NR/19)	L	66- 75
D 27 # North Carolina-Charlotte	L	64- 69
D 28 # Texas Tech	W	75- 72
D 29 # Idaho	L	69- 72 +
J 5 * UCLA (NR/16)	L	62- 76
J 7 * USC	L	66- 83
J 10 Arizona State	L	77- 103
J 12 Arizona	W	90- 73
J 17 * Washington	L	46- 58
J 19 * Washington State	L	52- 62
J 24 California	L	71- 80
J 26 Stanford	W	77- 73
F 2 UCLA	L	76- 90
F 4 USC	W	82- 81
F 7 * Arizona	W	76- 62
F 9 * Arizona State (NR/19)	L	65- 88
F 14 Washington State	L	65- 70
F 16 Washington	L	65- 70
F 21 * Stanford	L	59- 60
F 23 * California	W	75- 67
M 1 Oregon State (NR/6)	L	55- 67

\*Home Games  
#Far West Classic  
+Overtime

1980-81 (13-14)  
H: 9-5, A: 2-8, N: 2-1  
Pac-10: 6-12  
Jim Haney

N 29 * Chico State	W	74- 44
D 2 * Nicholls State	W	73- 65
D 6 * Cal State Northridge	W	89- 70
D 9 Rhode Island	L	66- 67
D 13 * Boise State	W	99- 67
D 22 * Pacific Lutheran	W	93- 69
D 26 # Cal State Fullerton	W	82- 78 +
D 28 # Drake	W	75- 73
D 29 # Oregon State (NR/4)	L	57- 67
J 3 Arizona	L	70- 73
J 5 Arizona State (NR/13)	L	64- 104
J 10 * Stanford	L	76- 82
J 12 * California	W	87- 80
J 17 Oregon State (NR/1)	L	55- 82
J 22 Washington	L	91- 102
J 24 Washington State	W	70- 66
J 29 * USC	W	74- 67
J 31 * UCLA (NR/10)	L	69- 75
F 6 Stanford	L	79- 80
F 7 California	L	77- 85
F 12 * Oregon State (NR/2)	L	61- 78
F 20 * Washington State	W	82- 67
F 21 * Washington	L	68- 70
F 27 UCLA (NR/13)	L	75- 98
F 28 USC	W	81- 78
M 5 * Arizona State (NR/15)	L	77- 78
M 7 * Arizona	W	79- 75

\*Home Games  
#Far West Classic  
+Overtime

1981-82 (9-18)  
H: 6-8, A: 1-9, N: 2-1  
Pac-10: 4-14  
Jim Haney

N 28 * UC Irvine	L	84- 90
D 1 * UC Riverside	W	100- 89
D 5 * St. Martin's	W	73- 56
D 7 * Rhode Island	W	95- 94
D 12 San Diego State	L	74- 87
D 19 * Richmond	L	64- 65
D 26 # Wisconsin	W	85- 82
D 28 # Portland	W	69- 68
D 29 # Idaho	L	62- 81
J 2 * Arizona	W	97- 88
J 3 * Arizona State	W	82- 65
J 8 California	L	81- 91
J 9 Stanford	L	88- 97
J 16 * Oregon State (NR/15)	L	61- 76
J 23 * Washington State	W	60- 56
J 25 * Washington	L	70- 76
J 29 USC	L	91- 107
J 30 UCLA	L	61- 84
F 5 * Stanford	L	75- 79 +
F 6 * California	L	60- 70
F 13 Oregon State (NR/6)	L	51- 94
F 20 Washington	W	82- 78
F 22 Washington State	L	76- 69
F 26 * USC	L	68- 80
F 27 * UCLA (NR/20)	L	66- 88
M 5 Arizona State	L	62- 80
M 6 Arizona	L	78- 96

\*Home Games  
#Far West Classic  
+Overtime

1982-83 (9-18)  
H: 5-7, A: 2-10, N: 2-1  
Pac-10: 5-13  
Jim Haney

N 26 * UC San Diego	W	63- 46
N 29 UC Irvine	L	44- 46
D 4 Richmond	L	53- 66
D 6 Rutgers	L	42- 53
D 11 * San Diego State	L	47- 49
D 18 * St. Olaf	W	72- 39
D 26 # Montana State	W	64- 55
D 28 # Idaho	L	53- 56
D 29 # Lamar	W	50- 41
J 6 * California	W	69- 67 +
J 8 * Stanford	L	74- 80
J 13 UCLA (NR/5)	L	69- 97
J 15 USC	L	54- 62
J 22 * Washington State	L	51- 54
J 24 * Washington	W	52- 47
J 29 Arizona State	L	52- 54
J 31 Arizona	W	86- 84
F 5 Oregon State	L	46- 63
F 10 * UCLA (NR/5)	L	56- 67
F 12 * USC	L	55- 65
F 17 Washington State	L	45- 48
F 19 Washington	L	66- 79
F 24 * Arizona	W	63- 57 +
F 26 * Arizona State	L	80- 81 +
M 5 * Oregon State	L	60- 62
M 10 Stanford	W	67- 66
M 12 California	L	63- 75

\*Home Games  
#Far West Classic  
+Overtime



Don Monson

1983-84 (16-13)  
H: 9-4, A: 5-8, N: 2-1  
Pac-10: 11-7  
Don Monson

N 29 Pacific	W	73- 55
D 2 Colorado	L	59- 61
D 3 Minnesota	L	49- 65
D 10 * Wichita State (NR/14)	W	75- 60
D 17 * Puget Sound	W	72- 58
D 21 Brigham Young	L	78- 79
D 28 # Cornell	L	54- 55
D 29 # Gonzaga	W	72- 53
D 30 # Oregon State (NR/19)	L	59- 63 +
J 5 California	L	54- 55
J 7 Stanford	W	79- 78
J 11 * Notre Dame	L	54- 66
J 12 * USC	W	80- 49
J 14 * UCLA (NR/6)	W	62- 51
J 19 Washington	L	53- 60
J 21 Washington State	W	64- 60
J 26 * Arizona	W	69- 55
J 28 * Arizona State	W	80- 69
F 2 * Oregon State	L	66- 70
F 9 UCLA	W	87- 83 +
F 11 USC	W	52- 47
F 16 * Washington State	W	78- 73
F 18 * Washington (NR/15)	L	58- 79
F 23 Arizona	L	67- 75 +
F 25 Arizona State	L	56- 60
M 3 Oregon State (NR/20)	L	23- 29
M 8 * Stanford	W	91- 71
M 10 * California	W	45- 44
M 15% Santa Clara	L	53- 66

\*Home Games  
#Far West Classic  
%National Invitation Tournament First Round, Eugene, Ore.  
+Overtime

1984-85 (15-16)  
H: 7-5, A: 5-8, N: 3-3  
Pac-10: 8-10  
Don Monson

N 23 ! Alaska -Anchorage	W	61- 54
N 24 ! Kansas (NR/19)	L	49- 66
N 25 ! Illinois (NR/2)	L	72- 75
N 29 * Montana	W	58- 57
D 3 Wichita State	L	58- 63
D 6 St. Martin's	W	66- 42
D 8 * Colorado	W	79- 60
D 15 * Minnesota	L	53- 57
D 21 Wyoming	L	58- 60
D 22 New Mexico State	W	55- 51
D 27 # Davidson	W	55- 50
D 29 # California	L	68- 70
D 30 # Fresno State	W	63- 60
J 3 * USC	L	59- 63
J 5 UCLA	L	59- 67
J 9 Oregon State (NR/16)	L	54- 59 ++
J 17 Washington State	W	74- 72
J 19 Washington	L	62- 88
J 24 * Arizona State	W	81- 72
J 26 * Arizona	L	54- 73
J 31 Stanford	W	61- 54
F 2 California	L	37- 50
F 9 * Oregon State	L	51- 53
F 14 * Washington	W	70- 66
F 16 * Washington State	W	84- 82
F 21 Arizona	W	43- 40
F 23 Arizona State	L	64- 65
F 28 * California	W	70- 53
M 2 * Stanford	W	68- 61
M 7 USC	L	62- 65
M 9 * UCLA	L	69- 72

\*Home Games  
!Great Alaska Shootout  
#Far West Classic  
++Double Overtime

1985-86 (11-17)  
H: 8-5, A: 2-10, N: 1-2  
Pac-10: 6-12  
Don Monson

N 29 * Rutgers	W	78- 59
N 30 * Pacific	W	74- 52
D 2 Texas Tech	L	68- 69
D 4 Northern Arizona	L	61- 66
D 9 Notre Dame (NR/10)	L	63- 72
D 14 * Wyoming	W	81- 59
D 21 * Brigham Young	W	72- 69
D 27 # Boston University	L	56- 67
D 28 # Tampa	L	61- 72
D 29 # Tennessee Tech	W	91- 60
J 2 UCLA	L	65- 71
J 5 USC	L	60- 75
J 11 * Oregon State	L	56- 63
J 13 Stanford	W	83- 69
J 16 * Washington	L	56- 61
J 19 * Washington State	L	59- 60
J 23 Arizona State	L	58- 76
J 25 Arizona	L	68- 85
J 31 * Stanford	L	69- 73 +
F 2 * California	W	65- 55
F 8 Oregon State	W	60- 47
F 14 Washington State	L	71- 75
F 16 Washington	L	67- 73
F 20 * Arizona	L	59- 65
F 23 * Arizona State	W	89- 65
F 27 California	L	55- 64
M 6 * USC	W	76- 63
M 8 * UCLA	W	80- 65

\*Home Games  
#Far West Classic  
+Overtime









# YEAR-BY-YEAR

## 2008-09 (8-23)

H: 6-9, A: 1-10, N: 1-4

Pac-10: 2-16

Ernie Kent

N 14 *	Northern Colorado	W 66-64
N 17 *	Oakland	L 79-82 +
N 21	UC Irvine	W 84-77
N 24 #	Alabama	W 92-69
N 25 #	North Carolina (NR/1)	L 69-98
N 26 #	Texas (NR/6)	L 57-70
D 3	Utah	L 81-95
D 7 *\$	Kansas State	W 75-70
D 13 <	San Diego	L 57-64
D 17 *	Saint Mary's	L 73-78
D 20 *	Portland	W 79-76 +
D 29 *	Long Beach State	W 86-74
J 2 *	USC	L 62-83
J 4 *	UCLA (NR/12)	L 74-83
J 8	Arizona	L 52-67
J 10	Arizona State (NR/20)	L 58-76
J 15 *	Washington	L 67-84
J 17 *	Washington State	L 62-74
J 22	Stanford	L 55-77
J 24	California	L 69-76
J 31	Oregon State	L 54-57
F 5 *	Arizona State (NR/24)	L 57-66
F 7 *	Arizona	L 77-87'
F 12	Washington State	L 38-67
F 14	Washington (NR/24)	L 84-103
F 19 *	California	L 60-78
F 21 *	Stanford	W 68-60
M 1 *	Oregon State	W 79-69
M 5	USC	L 66-80
M 7	UCLA (NR/20)	L 68-94
M 11 ^	Washington State	L 40-62

#Home Games  
 #EA SPORTS Maui Invitational, Lahaina, Hawai'i  
 \$Pac-10 / Big 12 Hardwood Series  
 <Portland Jam at Rose Garden, Portland, Ore.  
 ^Pac-10 Tournament, Los Angeles, Calif.  
 +Overtime

## 2009-10 (16-16)

H: 13-8, A: 2-7, N: 1-1

Pac-10: 7-11

Ernie Kent

N 13 *#	Winston-Salem State	W 94-43
N 14 *#	UC Davis	W 95-64
N 15 *#	Colorado State	W 68-53
N 21	Portland State	L 81-88
N 23 *	Montana	L 55-68
N 28 *	Montana State	W 89-66
D 5 \$	Missouri	L 69-106
D 12 *	Saint Mary's	L 76-81
D 16 *	Mississippi Valley State	W 79-51
D 19 *	Oakland	W 72-60
D 22 *	Idaho State	W 77-71
D 28 *	Arkansas-Pine Bluff	W 73-53
D 31	Washington State	W 91-89 ++
J 2	Washington (NR/17)	W 90-79
J 10 *	Oregon State	L 57-64
J 14 *	Arizona State	L 57-76
J 16 *	Arizona	L 60-74
J 21	California	L 57-89
J 23	Stanford	L 69-84
J 28 *	UCLA	W 71-66 +
J 30 *	USC	W 67-57
F 6	Oregon State	L 42-62
F 11	Arizona	L 57-70
F 13	Arizona State	L 51-61
F 18 *	Stanford	L 65-72
F 20 *	California	L 49-64
F 25	USC	W 54-44
F 27	UCLA	W 70-68
M 4 *	Washington	L 72-86
M 6 *	Washington State	W 74-66
M 10 ^	Washington State	W 82-80 +
M 11 ^	California	L 74-90

\*Home Games  
 #BTI Tip-Off Tournament, Eugene, Ore.  
 \$Pac-10 / Big 12 Hardwood Series  
 ^Pac-10 Tournament, Los Angeles, Calif.  
 +Overtime  
 ++ Double Overtime



*Dana Altman*

## 2010-11 (21-18)

H: 16-8, A: 3-8, N: 2-2

Pac-10: 7-11

Dana Altman

N 12 *#	North Dakota State	W 97-92 +
N 13 *#	Denver	W 68-56
N 14 *#	UC Santa Barbara	W 72-70
N 20 *	San Jose State	L 72-75
N 23 *	Texas Southern	W 75-52
N 27 %	Duke (NR/1)	L 71-98
D 02 \$	Missouri (NR/9)	L 80-83
D 05 *	Portland State	W 68-49
D 11 *	Willamette	W 100-67
D 13 *	Jacksonville State	W 74-56
D 17	Virginia	L 48-63
D 21 *	Idaho	L 65-69
D 30 *	Arizona	L 57-76
J 01 *	Arizona State	L 55-60
J 06	Washington (NR/20)	L 69-87
J 08	Washington State	L 63-77
J 13 *	USC	W 68-62
J 15 *	UCLA	L 59-67
J 22	Oregon State	W 63-59
J 27	Stanford	W 67-59
J 29	California	L 77-85
F 03 *	Washington State	W 69-43
F 05 *	Washington (NR/23)	W 81-76
F 10	UCLA	L 54-64
F 12	USC	W 61-51
F 19 *	Oregon State	W 82-63
F 24 *	California	L 71-81
F 26 *	Stanford	L 71-88
M 03	Arizona State	L 53-73
M 05	Arizona (NR/18)	L 82-90
M 09 ^	Arizona State	W 76-69
M 10 ^	UCLA	W 76-59
M 11 ^	Washington	L 51-69
M 16 *	Weber State	W 68-59
M 21 *!	Duquesne	W 77-75
M 23 *!	Boise State	W 79-71
M 28 !	Creighton	L 76-84
M 30 *!	Creighton	W 71-58
4 01 *!	Creighton	W 71-69

\*Home Games  
 #BTI Invitational, Eugene, Ore.  
 % Played at Rose Garden Arena, Portland, Ore.  
 ^Pac-10 Tournament, Los Angeles, Calif.  
 !College Basketball Invitational  
 +Overtime

## 2011-12 (24-10)

H: 17-3, A: 7-5, N: 0-2

Pac-12: 13-5

Dana Altman

N 11	Vanderbilt (NR/7)	L 64-78
N 17 *	Eastern Washington	W 73-65
N 20 *	Southeast Missouri State	W 86-61
N 23	Nebraska	W 83-76
N 29 *	Texas-El Paso	W 64-59
D 3 #	Brigham Young	L 65-79
D 10 *	Fresno State	W 74-70
D 12 *	Portland State	W 79-70
D 18 *	Virginia	L 54-67
D 20 *\$	North Carolina Central	W 58-45
D 21 *\$	Prairie View A&M	W 74-66
D 22 *\$	Stephen F. Austin	W 55-45
D 29 %	Washington State	W 92-75
D 31	Washington	L 60-76
J 5 *	Stanford	W 78-67
J 8 *	California	L 60-77
J 12	Arizona State	W 67-58
J 14	Arizona	W 59-57
J 19 *	USC	W 65-62
J 21 *	UCLA	W 75-68
J 29 *	Oregon State	L 71-76
F 2	Utah	W 79-68
F 4	Colorado	L 71-72
F 9 *	Washington	W 82-57
F 11 *	Washington State	W 78-69
F 16	California	L 83-86
F 19	Stanford	W 68-64
F 26	Oregon State	W 74-73
M 1 *	Colorado	W 90-81
M 3 *	Utah	W 94-48
M 8 ^	Colorado	L 62-63
M 13 *?	Louisiana State	W 96-76
M 18 *?	Iowa	W 108-97
M 20 &	Washington	L 86-90

\*Home Games  
 #Played at EnergySolutions Arena, Salt Lake City  
 \$Global Sports Hoops Showcase, Eugene, Ore.  
 %Played in Spokane Arena, Spokane, Wash.  
 ^Pac-12 Tournament, Los Angeles, Calif.  
 ?National Invitation Tournament First and Second Rounds,  
 Eugene, Ore.  
 & National Invitation Tournament Quarterfinal, Seattle, Wash.  
 +Overtime

## 2012-13 (28-9)

H: 17-2, A: 6-5, N: 5-2

Pac-12: 12-6

Dana Altman

N 10 *\$	Northern Arizona	W 83-73
N 12 *	Portland State	W 80-69
N 16 *	Vanderbilt	W 74-48
N 19 *\$	Jacksonville State	W 67-45
N 23 %	Nevada-Las Vegas (NR/18)	W 83-79
N 24 %	Cincinnati (NR/22)	L 66-77
N 29 *	Texas-San Antonio	W 95-78
D 1 *	Arkansas-Pine Bluff	W 80-59
D 8 *	Idaho State	W 87-35
D 15 *	Nebraska	W 60-38
D 19	Texas-El Paso	L 84-91 +++
D 22 *	Houston Baptist	W 91-50
D 31 *	Nevada	W 56-43
J 6	Oregon State	W 79-66
J 10 *	Arizona (NR/4)	W 70-66
J 13 *	Arizona State	W 68-65
J 17	USC (21/NR)	W 76-74
J 19	UCLA (21/24)	W 76-67
J 23 *	Washington State (16/NR)	W 68-51
J 26 *	Washington (16/NR)	W 81-76
J 30	Stanford (10/NR)	L 52-76
F 2	California (10/NR)	L 54-58
F 7 *	Colorado (19/NR)	L 47-48
F 9 *	Utah (19/NR)	W 73-64
F 13	Washington (23/NR)	W 65-52
F 16	Washington State (23/NR)	W 79-77 +
F 21 *	California (23/NR)	L 46-48
F 23 *	Stanford (23/NR)	W 77-66
F 28 *	Oregon State (24/NR)	W 85-75
M 7	Colorado (19/NR)	L 53-76
M 9	Utah (19/NR)	L 62-72
M 14 ^	Washington	W 80-77 +
M 15 ^	Utah	W 64-45
M 16 ^	UCLA (NR/21)	W 78-69
M 21 <	Oklahoma State (25/17)	W 68-55
M 23 <	Saint Louis (25/17)	W 74-57
M 29 =	Louisville (25/2)	L 69-77

\*Home Games  
 \$Global Sports Classic in Eugene, Ore.  
 %Global Sports Classic in Las Vegas, Nev.  
 ^Pac-12 Tournament, Los Angeles, Calif.  
 <NCAA Midwest Second and Third Rounds, San Jose, Calif.  
 =NCAA Midwest Regional, Indianapolis, Ind.  
 +Overtime  
 +++ Triple Overtime





# COACHING HISTORY



Hall of Fame coach and basketball pioneer Howard Hobson (left, accepting portrait) celebrates the 1939 NCAA Championship with his "Tall Firs"

Jim Haney  
5 Years: 53-82  
.392

Don Monson  
9 Years: 116-145  
.444

Jerry Green  
5 Years: 72-70  
.507

**Coach**  
Ernie Kent  
13 Years: 235-173  
.576

Year	W	L
1978-79	12	15
1979-80	10	17
1980-81	13	14
1981-82	9	18
1982-83	9	18
1983-84	16	13
1984-85	15	16
1985-86	11	17
1986-87	16	14
1987-88	16	14
1988-89	8	21
1989-90	15	14
1990-91	13	15
1991-92	6	21
1992-93	10	20
1993-94	10	17
1994-95	19	9
1995-96	16	13
1996-97	17	11



Dick Harter coached the "Kamikaze Kids" from 1972-78

**Coach**  
Dana Altman  
2010-11 21 18  
2011-12 24 10  
2012-13 28 9

3 years: 73-37  
.664

All-Time: 1505-1305  
(108 seasons)  
.536

Coach	Year	W	L
Charles Burden	1902-03	0	2
2 Years: 0-6	1903-04	0	4
.000			
Walter Winslow	1905-06	0	5
.000			
Charles Murphy	1907-08	8	9
.471			
Hugo Bezdek	1906-07	4	3
4 Years: 17-35	1913-14	6	11
.327	1914-15	7	10
	1916-17	0	11
Bill Hayward	1909-10	1	5
5 Years: 34-29	1910-11	9	4
.540	1911-12	12	2
	1912-13	9	10
	1917-18	3	8
Dean Walker	1918-19	13	4
.765			
Hollis Huntington	1919-20	8	9
.471			
George Bohler	1920-21	15	5
3 Years: 37-39	1921-22	7	24
.487	1922-23	15	10
W.J. Reinhart	1923-24	15	5
12 Years: 180-101	1924-25	15	5
.641	1925-26	18	4
	1926-27	24	4
	1927-28	18	3
	1928-29	10	8
	1929-30	14	12
	1930-31	12	10
	1931-32	13	11
	1932-33	8	19
	1933-34	17	8
	1934-35	16	12

Coach	Year	W	L
Howard Hobson	1935-36	20	11
11 Years: 212-124	1936-37	20	9
.631	1937-38	25	8
	1938-39	29	5
	1939-40	19	12
	1940-41	18	18
	1941-42	12	15
	1942-43	19	10
	1943-44	16	10
	1945-46	16	17
	1946-47	18	9
John A. Warren	1944-45	30	15
5 Years: 87-76	1947-48	18	11
.534	1948-49	12	18
	1949-50	9	19
	1950-51	18	13
Bill Borcher	1951-52	14	16
5 Years: 69-68	1952-53	14	14
.504	1953-54	17	10
	1954-55	13	13
	1955-56	11	15
Steve Belko	1956-57	4	21
15 Years: 179-211	1957-58	13	11
.459	1958-59	9	16
	1959-60	19	10
	1960-61	15	12
	1961-62	9	17
	1962-63	11	15
	1963-64	14	12
	1964-65	9	17
	1965-66	13	13
	1966-67	9	17
	1967-68	7	19
	1968-69	13	13
	1969-70	17	9
	1970-71	17	9

**Coach**

Year	W	L	
Dick Harter	1971-72	6	20
7 Years: 112-82	1972-73	16	10
.577	1973-74	15	11
	1974-75	21	9
	1975-76	19	11
	1976-77	19	10
	1977-78	16	11



Don Monson coached future NBA players Terrell Brandon, Blair Rasmussen and Anthony Taylor during his 1984-92 tenure

# NIT / CBI / CONFERENCE TOURNAMENTS



The 1974-75 team finished third in the NIT

## POSTSEASON NIT

- 1975  
Oregon 85, St. Peter's (N.J.) 79  
Oregon 68, Oral Roberts 59  
Princeton 58, Oregon 57  
(National Semifinal)  
Oregon 80, St. John's 76  
(Third Place)
- 1976  
UNC-Charlotte 79, Oregon 72
- 1977  
Oregon 90, Oral Roberts 89  
St. Bonaventure 76, Oregon 73
- 1984  
Santa Clara 66, Oregon 53
- 1988  
Oregon 81, Santa Clara 65  
New Mexico 78, Oregon 59
- 1990  
New Mexico 89, Oregon 78
- 1997  
Hawaii 71, Oregon 61
- 1999  
Oregon 67, Georgia Tech 64  
Oregon 93, Wyoming 72  
Oregon 77, Texas Christian 68  
California 85, Oregon 69  
(National Semifinal)  
Xavier 106, Oregon 75  
(Fourth Place)

- 2004  
Oregon 77, Colorado 72, ot  
Oregon 68, George Mason 54  
Oregon 65, Notre Dame 61  
Michigan 78, Oregon 53  
(National Semifinal)
- 2012  
Oregon 96, LSU 76  
Oregon 108, Iowa 97  
Washington 90, Oregon 86

## POSTSEASON CBI

- 2011  
Oregon 68, Weber State 59  
Oregon 77, Duquesne 75  
Oregon 79, Boise State 71  
Creighton 84, Oregon 76  
Oregon 71, Creighton 58  
Oregon 71, Creighton 69  
(Champions)

## PACIFIC-10

- 1987  
Oregon 51, USC 49  
Oregon 72, Arizona 63  
Washington 70, Oregon 56  
(Semifinal)
- 1988  
Stanford 88, Oregon 67
- 1989  
Washington State 78, Oregon 56
- 1990  
UCLA 94, Oregon 76
- 2002  
Oregon 86, Washington 64  
  
USC 89, Oregon 78  
(Semifinal)
- 2003  
Oregon 83, Arizona State 82  
Oregon 75, UCLA 74  
Oregon 74, USC 66  
(Champions)
- 2004  
Oregon 87, California 82  
Stanford 70, Oregon 63  
(Semifinal)

- 2006  
Oregon 66, Washington State 55  
Oregon 84, Washington 73  
California 91, Oregon 87 (2OT)  
(Semifinal)
- 2007  
Oregon 69, Arizona 50  
Oregon 81, California 63  
Oregon 81, USC 57  
(Champions)
- 2008  
Washington State 75, Oregon 70
- 2009  
Washington State 62, Oregon 40
- 2010  
Oregon 82, Washington State 80  
California 90, Oregon 74
- 2011  
Oregon 76, Arizona State 69  
Oregon 76, UCLA 59  
Washington 69, Oregon 51
- PACIFIC-12**
- 2012  
Colorado 63, Oregon 62
- 2013  
Oregon 80, Washington 77 (OT)  
Oregon 64, Utah 45  
Oregon 78, UCLA 69



The 2013 Pac-12 Champions



# REGULAR SEASON TOURNAMENTS

## ALL-COLLEGE 1958

Xavier 68, Oregon 57  
Oregon 64, San Francisco 53  
Oregon 67, Tulsa 65  
(Fourth Place)

## AMERICA'S YOUTH CLASSIC 2001

Oregon 92, Alabama State 52  
Oregon 91, Western Michigan 48  
Oregon 97, Long Beach State 67  
(First Place)

## BASKETBALL TRAVELERS CLASSIC 2006

Oregon 77, Lehigh 65  
Oregon 84, Cal State Northridge 73  
Oregon 116, Portland State 68  
(First Place)

## BIG ISLAND INVITATIONAL 1995

Oregon 115, Hawaii-Hilo 81  
Nebraska 114, Oregon 106 (OT)  
Oregon 74, Wichita State 64  
(Third Place)

## BLUEBONNET BOWL 1970

Oregon 94, Texas A&M 70  
Houston 81, Oregon 68  
(Second Place)

## BTI INVITATIONAL 2010

Oregon 97, North Dakota State 92 (OT)  
Oregon 68, Denver 56  
Oregon 72, UC Santa Barbara 70  
(First Place)

## BTI TIP OFF TOURNAMENT 2009

Oregon 94, Winston-Salem State 43  
Oregon 80, Pacific 64  
Oregon 68, Colorado State 53  
(First Place)

## DAYTON CLASSIC 1977

Georgia Tech 64, Oregon 50  
Oregon 91, San Diego State 89  
(Third Place)

## DAIWA BALL 1991

Northeast Louisiana 61, Oregon 59  
Oregon 98, East Tennessee State 83  
(First Place)

## DEPAUL INVITATIONAL 1945

Indiana State 66, Oregon 48  
Washington 44, Oregon 41

## EARLY SEASON TOURNAMENT 1988

Oregon 76, Boston University 71  
Hawaii 74, Oregon 70  
(Second Place)

## FAR WEST CLASSIC (SEE P. 137-140)

## GREAT ALASKA SHOOTOUT 1984

Oregon 61, Alaska Anchorage 54  
Kansas 66, Oregon 49  
Illinois 75, Oregon 72

1992

Oregon 96, Alaska Anchorage 73  
New Mexico State 86, Oregon 75  
Vanderbilt 83, Oregon 81

## GLOBAL SPORTS CHALLENGE 2012

Oregon 83, Northern Arizona 73  
Oregon 67, Jacksonville State 45  
Oregon 83, Nevada-Las Vegas 79  
Cincinnati 77, Oregon 66  
(Second Place)

## GLOBAL SPORTS HOOPS SHOWCASE 2011

Oregon 58, North Carolina Central 45  
Oregon 74, Prairie View A&M 66  
Oregon 55, Stephen F. Austin 45  
(First Place)

## HISPANIC COLLEGE FUND CLASSIC 2005

Oregon 83, Savannah State 23  
Oregon 80, Bowie State 55  
Oregon 84, Pacific 62  
(First Place)

## INDIANA CLASSIC 1975

Virginia Tech 87, Oregon 60  
Oregon 87, Georgia 74  
(First Place)

## JAYHAWK CLASSIC 1973

Oregon 54, Princeton 53  
Kansas 67, Oregon 49  
(Second Place)

## JOHN THOMPSON FOUNDATION CHALLENGE 2003

Oregon 97, Grambling State 52  
Oregon 86, Cal State Northridge 77  
(First Place)

## KENTUCKY INVITATIONAL 1972

Oregon 73, Colorado State 68  
Kentucky 95, Oregon 68  
(Second Place)

## MAUI INVITATIONAL 2008

Oregon 92, Alabama 69  
North Carolina 98, Oregon 69  
Texas 70, Oregon 57

## MONTANA STATE INVITATIONAL 1959

Montana State 81, Oregon 75  
Oregon 67, San Francisco 58  
(Third Place)

## PCC INVITATIONAL 1948

Stanford 70, Oregon 62  
Washington State 50, Oregon 37  
Oregon 63, Washington 62

## RAINBOW CLASSIC 1999

Oregon 67, Wake Forest 66  
Oregon 70, Gonzaga 74  
Hawaii 66, Oregon 63  
(Second Place)

## SUN DEVIL CLASSIC 1976

Oregon 57, Wichita State 49  
Oregon 57, Arizona State 47  
(First Place)

## STEEL BOWL CLASSIC 1974

Oregon 76, Penn State 40  
Oregon 90, Duquesne 82  
(First Place)

## VANDERBILT TOURNAMENT 1967

Oregon 76, Wake Forest 58  
Vanderbilt 70, Oregon 59  
(Second Place)

## WORLD VISION INVITATIONAL 2007

Oregon 100, Pepperdine 70  
Oregon 80, Pacific 64  
Oregon 97, Western Michigan 88  
(First Place)

# MISC. RECORDS

## OREGON'S 100-POINT GAMES (34)

Points	Score	Opponent	Date
121	121-78 (W)	Portland	2-16-1970
116	116-77 (W)	Villanova	12-23-1974
116	116-68 (W)	Portland State	11-12-2006
115	115-81 (W)	Hawaii-Hilo	11-24-1995
115	115-77 (W)	Washington State	2-21-2002
110	110-87 (W)	Illinois-Chicago	12-12-2000
110	110-79 (W)	San Francisco	11-24-2007
108	108-67 (W)	UC Riverside	12-28-2002
108	108-97 (W)	Iowa	3-19-2012
107	107-68 (W)	Idaho State	12-7-1966
107	107-86 (W)	Oregon State	2-11-1995
107	107-66 (W)	Florida A&M	12-20-2002
106 (ot)	106-114 (L)	Nebraska	11-25-1995
106	106-66 (W)	West Florida	11-30-1995
105	105-80 (W)	Gonzaga	2-15-1964
105	105-99 (W)	UCLA	2-22-1990
105	105-73 (W)	Oral Roberts	12-20-1991
105	105-63 (W)	Alaska-Fairbanks	12-2-1995
105	105-75 (W)	Arizona	12-22-2001
105	105-90 (W)	Pepperdine	12-14-2002
103	103-107 (L)	UCLA	2-8-1975
103	103-90 (W)	Arizona State	12-20-2001
103 (2ot)	103-107 (L)	California	2-9-2002
102 (5ot)	102-105 (L)	California	2-10-1977
102 (2ot)	102-97 (W)	Montana	12-31-1994
101	101-76 (W)	Washington	3-5-1971
101	101-68 (W)	Missouri-St. Louis	12-19-1992
101	101-53 (W)	Denver	12-14-1999
100	100-81 (W)	California	1-9-1971
100	100-89 (W)	UC Riverside	12-1-1981
100	100-71 (W)	Alaska-Fairbanks	1-3-1994
100	100-74 (W)	Eastern Washington	12-15-2006
100	100-70 (W)	Pepperdine	11-10-2007
100	100-67 (W)	Willamette	12-11-2010

## OREGON'S 100-POINT ALLOWED GAMES (33)

Points	Score	Opponent	Date
119	78-119 (L)	UCLA	2-16-1968
114 (ot)	106-114 (L)	Nebraska	11-25-1995
107	103-107 (L)	UCLA	2-8-1975
107	91-107 (L)	USC	1-29-1982
107	65-107 (L)	Arizona	3-9-1991
106	69-106 (L)	Missouri	12-5-2009
106	75-106 (L)	Xavier	3-25-1999
105 (5ot)	102-105 (L)	California	2-10-1977
105	75-105 (L)	LaSalle	12-28-1991
104	86-104 (L)	Kansas	3-24-2002
104	63-104 (L)	UCLA	2-10-1968
104	64-104 (L)	Arizona State	1-5-1981
104	53-104 (L)	Arizona	1-30-1992
104	56-104 (L)	Arizona	2-27-1992
104	65-104 (L)	Arizona	3-3-2001
103	73-106 (L)	North Carolina	12-3-1968
103	69-103 (L)	UCLA	2-22-1969
103	72-103 (L)	California	2-26-1971
103	77-103 (L)	Arizona State	1-10-1980
103	88-103 (L)	Arizona State	2-25-1993
103	84-103 (L)	Washington	2-14-2009
102	64-102 (L)	Indiana	12-30-1966
102	91-102 (L)	Washington	1-22-1981
102	71-102 (L)	UCLA	2-22-1987
102	75-102 (L)	Arkansas	11-26-1989
101	72-101 (L)	Louisville	12-20-1954
101 (ot)	91-101 (L)	Oregon State	2-12-1994
101 (ot)	97-101 (L)	Auburn	12-16-2000
100	66-100 (L)	UCLA	2-11-1967
100	84-100 (L)	Florida State	12-4-1969
100	83-100 (L)	UCLA	2-21-1991
100	76-100 (L)	Stanford	1-13-2001
100	87-100 (L)	Arizona	2-19-2004

## OREGON'S LARGEST VICTORIES (50+ POINTS)

Margin	Score	Opponent	Date
74	91-17	Bruno Studios	12-28-1946
64	72-8	Redlands	12-31-1925
60	83-23	Savannah State	11-20-2005
59	66-7	Pacific (Ore.)	1-15-1926
58	83-25	Multnomah AC	12-2-1938
57	99-42	General Grocers	11-27-1946
56	68-12	Pacific (Ore.)	1-2-1932
56	63-7	Pacific (Ore.)	1-20-1911
51	66-15	Multnomah AC	2-16-1927
51	94-43	Winston-Salem State	11-13-2009
50	70-20	Waseda	2-1-1928

## OREGON'S TOP 10 LARGEST LOSSES

Margin	Score	Opponent	Date
61	15-76	Washington	1-13-1922
51	53-104	Arizona	1-30-1992
48	56-104	Arizona	2-27-1992
43	51-94	Oregon State	2-13-1982
42	65-107	Arizona	3-9-1991
42	25-67	Washington	1-8-1944
41	63-104	UCLA	2-10-1968
41	78-119	UCLA	2-16-1968
39	65-104	Arizona	3-3-2001
39	39-78	Montana	11-22-1992



Aaron Brooks and the Ducks defeated Savannah State, 83-23, for a 50-point victory during the 2005-06 season.

# MCARTHUR COURT

With over 1,000 games contested within its walls, anyone who played in McArthur Court will testify it's a special place. Picture a triple-decked, classically architected pavilion. From the outside, you heard the roar of the crowd.

Inside, it was packed to the roof with the deafening cheers of more than 9,000 boisterous fans. Overhead, three balconies vibrated to the sound of Oregon's pep band and rally squad and the scoreboard suspended over midcourt appeared to quiver. The atmosphere was electric.

That's what it was like playing in old McArthur Court, which was better known by players and visitors alike as "The Pit." Opponents cringed at the thought of playing in Mac Court. Fans speak of it with unmatched reverence.

Named after Clifton N. (Pat) McArthur, a student-athlete and the university's first student body president, Mac Court was one of the classic jewels of Oregon's athletic program. Visitors likened the fabled West Coast facility to the old Boston Garden in the east.

McArthur Court was once deemed as a Pac-10 visiting team's least favorite place to play. In 2001, The Sporting News named it the "best gym in America," and in 1995 Sports Illustrated listed it as one of the 12 toughest places in the country to play at the collegiate level. Students sat at court-side and the atmosphere just before the start of a game was tingling.

Oregon's fans are an integral part of the ambience. The Ducks ranked annually near the top of attendance figures in the conference and the



Oregon defeated Willamette 38-10 in the first game played at McArthur Court, Jan. 14, 1927.

setting was the favorite of the many television producers and announcers who covered games at Mac Court. The flavor was easy to capture for their audiences.

McArthur Court was built in 1926, with the first game staged January 14, 1927, when the Oregon men's basketball team beat Willamette 38-10, and has since undergone numerous modifications and upgrades.

The Associated Students of the University of Oregon decided to "tax ourselves to build what we want" and their desires included an indoor arena. McArthur Court was thus paid for out of a

\$15 fee imposed by the ASUO. During 1932, one of the worst depression years, the mortgage was burned in a public ceremony after the Court had been completely paid for.

The capacity was raised from its original 6,000 seats to 7,600 with a series of additions between 1934-1953 and another expansion in 1955 upped the capacity to 9,100.

Further renovations allowed for as many as 10,063 fans when the upper two balconies were expanded to encircle the arena, but recent alterations to the floor-level seating have dropped the capacity to its final total of 9,087.

## MCARTHUR COURT RECORDS

### TEAM

Scoring .....	116 vs. Villanova, 12-23-1974; vs. Portland State, 11-12-2006
Scoring, One Half .....	68 vs. Portland State, 11-12-2006
Scoring, Two Teams .....	210, UCLA (107) vs. Oregon (103), 2-8-1975
Scoring, Two Teams, One Half .....	121, Oregon (61) vs. UCLA (60), 2-8-1975
Field Goals Made .....	45, UCLA, 12-10-1968 (44, Oregon vs. Idaho, 12-7-1966)
Field Goal Attempts .....	109 vs. Idaho, 2-14-1947
Field Goal Percentage .....	.769, Stanford (30-39), 1-8-1983
3-Point Field Goals Made .....	17 vs. Portland State, 11-12-2006
3-Point Field Goal Attempts .....	41, Oral Roberts, 12-20-1991
.....	(38, Oregon vs. Arizona State, 2-21-2004)
3-Point Field Goal Percentage .....	.857 (6-7) vs. Arizona State, 1-2-1987;
.....	vs. Washington, 1-22-1987
Free Throws Made .....	35 vs. Arizona State, 12-20-2001
Free Throw Attempts .....	54 vs. Washington, 2-10-2005
Free Throw Percentage .....	1.000 vs. Washington State (19-19), 1-21-2003
Rebounds .....	77 vs. Brigham Young, 1-28-1955
Fouls .....	41, Cal State Northridge vs. Portland State, 11-10-2006
.....	(40, Oregon vs. Oregon State, 3-1-1947)
Fouls, Two Teams .....	68, Oregon (36) vs. Washington (32), 2-28-1975;
.....	Cal State Northridge (41) vs. Portland State (27), 11-10-2006

### INDIVIDUAL

Scoring .....	44, John Block, USC, 2-18-1966
.....	(42, Luke Jackson vs. Arizona, 2-19-2004)
Field Goals Made .....	18, John Block, USC, 2-18-1966
.....	(17, Stan Love vs. California, 2-13-1970)
Field Goal Attempts .....	33, Nick Jones vs. Washington, 1-13-1967
3-Point Field Goals Made .....	10, Tajuan Porter vs. Portland State, 11-12-2006
3-Point Field Goal Attempts .....	17, Kevin Franklin, Nevada, 12-16-1989
.....	(15, James Davis vs. Arizona State, 2-21-2004)
Free Throws Made .....	18, Chuck Rask vs. Oregon State, 3-5-1960
Free Throw Attempts .....	20, Brian Rison, Washington State, 1-19-1980
.....	(19, Max Anderson vs. Oregon State, 3-9-1957,
.....	and Chuck Rask vs. Oregon State, 3-5-1960)
Rebounds .....	32, Jim Loscutt vs. Brigham Young, 1-28-1955

(Oregon Best in Parentheses)

# MCARTHUR COURT

## MILESTONES AT MAC

Jan. 14, 1927	First game and first win at McArthur Court (Oregon 38, Willamette 10)
Feb. 22, 1927	First Civil War game at Mac Court (Oregon 34, Oregon State 25)
Feb. 26, 1938	Oregon defeats Oregon State 40-22 to cap perfect 16-0 home season
Jan. 7, 1939	Washington State defeats Oregon 39-34 to end the Ducks' school record 23-game Mac Court winning streak that began with a 31-29 defeat of Idaho Feb. 13, 1937
Feb. 24, 1939	Oregon defeats Oregon State 48-37 in final home game before going on to win the first NCAA Championship
Feb. 24, 1939	100th win at Mac Court (Oregon 48, Oregon State 37)
Dec. 29, 1947	Kansas becomes the first team from east of the Rocky Mountains to play at Mac Court (Oregon 66, Kansas 61)
Jan. 28, 1949	Long Island University (New York) becomes the first team from east of the Mississippi River to play at Mac Court (Long Island 68, Oregon 66)
Feb. 11, 1950	200th win at Mac Court (Oregon 61, Saint Mary's 53)
Jan. 28, 1955	Jim Loscutt grabs a school-record 32 rebounds in an 82-71 win versus Brigham Young
Jan. 24, 1964	300th win at Mac Court (Oregon 71, Washington State 61)
Jan. 8, 1965	UCLA becomes the first No. 1 team to play at Mac Court (UCLA 91, Oregon 74)
Feb. 18, 1966	John Block of USC scores a Mac Court record 44 points in the Trojans' 82-67 win
Dec. 7, 1972	Ron Lee records the first triple-double in school history with 24 points, 12 rebounds and 11 assists in an 83-63 victory against Montana State
Feb. 16, 1974	Oregon stuns No. 1 UCLA 56-51 at Mac Court and gets national attention as center Gerald Willett graces Sports Illustrated's famous "Lost Weekend" cover
Dec. 23, 1974	Oregon scores a Mac Court record 116 points in a 116-77 win over Villanova
Dec. 9, 1976	400th win at Mac Court (Oregon 78, San Francisco State 51)
Jan. 8, 1983	Stanford sets a Pac-10 record by hitting 76.9 percent from the floor as a team (30-of-39) in an 80-74 victory over the Ducks
Dec. 23, 1988	500th win at Mac Court (Oregon 62, Purdue 59)
March 2, 2000	Oregon scores six points in less than five seconds and comes from behind to stun Arizona State 76-74. Alex Scales hit a three-pointer that brought the Ducks with in one at 74-73 and then Darius Wright drained a 22-footer as time expired for the most remarkable finish in Mac Court history
March 4, 2000	600th win at Mac Court (Oregon 86, Arizona 81)
Dec. 22, 2001	Oregon defeats Arizona 105-75. It is the most points the Ducks have ever scored against the Wildcats
Jan. 15, 2002	Oregon defeats Willamette 71-48 in a game played to celebrate the 75th anniversary of Mac Court
Feb. 21, 2002	The Ducks defeat Washington State 115-77. The 115 points is the most Oregon has ever scored in a conference game
Feb. 23, 2002	Oregon defeats Washington 90-84 to complete a perfect 16-0 home season for just the second time in school history
Dec. 28, 2002	Oregon defeats UC Riverside 108-67 for its 23rd consecutive win at Mac, tying the school record set between 1937-39
Jan. 21, 2003	The Ducks set school and Mac Court records by making 19-of-19 free throw attempts in a 76-66 win against Washington State
Jan. 31, 2004	1,000th game at Mac (Stanford 83, Oregon 80)
Feb. 19, 2004	Luke Jackson scores 42 points -- an Oregon record at Mac -- in a loss to No. 14 Arizona
March 17, 2004	In one of the greatest individual performances all-time at Mac, Luke Jackson scores 40 points -- including 29 straight in the second half and overtime -- as Oregon overcomes an 18-point deficit to defeat Colorado 77-72 in the first round of the NIT
Nov. 12, 2006	Tajuan Porter sets school and Mac Court records by hitting 10 three-pointers against Portland State. His efforts help Oregon set school and Mac Court records with 17 threes versus the Vikings. The Ducks also tie the Court record with 116 points
Jan. 6, 2007	Oregon defeats No. 1 UCLA 68-66 on Aaron Brooks' jumper with :13 remaining
Dec. 11, 2007	700 win at Mac Court (Oregon 93, Sacramento State 66)
Dec. 13, 2011	733rd and final win at Mac Court (Oregon 74, Jacksonville State 56)
Jan. 1, 2012	Final game at Mac Court (Arizona State 60, Oregon 55)

## MAC COURT RESULTS

Year	W	L
1926-27	8	3
1927-28	7	3
1928-29	4	4
1929-30	6	7
1930-31	4	5
1931-32	8	4
1932-33	2	8
1933-34	9	3
1934-35	10	4
1935-36	7	5
1936-37	9	4
1937-38	16	0
1938-39	12	1
1939-40	9	3
1940-41	8	5
1941-42	7	3
1942-43	11	4
1943-44	9	5
1944-45	13	6
1945-46	5	7
1946-47	10	4
1947-48	11	2
1948-49	8	8
1949-50	9	6
1950-51	9	4
1951-52	6	8
1952-53	8	6
1953-54	10	2
1954-55	7	5
1955-56	9	5
1956-57	3	8
1957-58	7	6
1958-59	6	7
1959-60	12	1
1960-61	9	3
1961-62	6	4
1962-63	4	9
1963-64	8	5
1964-65	5	7
1965-66	10	3
1966-67	3	7
1967-68	4	8
1968-69	6	5
1969-70	10	1
1970-71	10	3
1971-72	5	8
1972-73	10	2
1973-74	10	2
1974-75	10	3
1975-76	10	2
1976-77	10	2
1977-78	11	3
1978-79	8	5
1979-80	6	8
1980-81	9	5
1981-82	6	8
1982-83	5	7
1983-84	9	4
1984-85	7	5
1985-86	8	5
1986-87	10	3
1987-88	10	4
1988-89	4	8
1989-90	10	2
1990-91	10	4
1991-92	5	8
1992-93	8	6
1993-94	6	7
1994-95	11	3
1995-96	8	5
1996-97	9	3
1997-98	10	5
1998-99	11	5
1999-00	11	3
2000-01	8	6
2001-02	16	0
2002-03	14	2
2003-04	11	3
2004-05	9	5
2005-06	10	7
2006-07	16	2
2007-08	12	3
2008-09	6	9
2009-10	13	8
2010-11	7	6
<b>Totals</b>	<b>733</b>	<b>397</b>



# SERIES HISTORIES

Air Force	2-2	Florida	0-1	Nebraska	6-7	Savannah State	1-0
Alabama	1-1	Florida A&M	1-0	Nevada	6-1	Seattle	5-4
Alabama-Birmingham	0-2	Florida State	0-1	Nevada-Las Vegas	3-1	Seattle Pacific	4-0
Alabama State	1-0	Fresno State	9-2	New Mexico	2-6	Seton Hall	0-1
Alaska-Anchorage	2-0			New Mexico State	2-2	South Carolina State	1-0
Alaska-Fairbanks	3-0	George Mason	1-0	New York, City College of	0-1	Southeast Missouri State	1-0
Alcorn State	1-0	George Washington	1-0	New York University	1-0	Southern Illinois	2-0
<b>Arizona</b>	<b>25-45</b>	<b>Georgetown</b>	<b>1-1</b>	Niagara	1-0	Southern Oregon	8-3
<b>Arizona State</b>	<b>34-41</b>	Georgia	1-0	Nicholls State	1-0	Springfield	1-0
Arkansas	0-3	Georgia Tech	1-1	North Carolina	0-4	<b>Stanford</b>	<b>48-90</b>
Arkansas-Pine Bluff	2-0	Gonzaga	19-3	North Carolina Central	1-0	Stephen F. Austin	2-0
Auburn	0-1	Grambling State	2-0	<b>North Dakota</b>	<b>0-0</b>		
Augustana (S.D.)	1-0			North Dakota State	1-0	Tampa	0-1
		Hartford	1-0	Northeastern	1-0	Temple	4-1
Baltimore	1-1	Hawaii	5-5	Northern Arizona	6-1	Tennessee	0-1
Bethune-Cookman	2-0	Hawaii-Hilo	1-0	Northern Colorado	1-0	Tennessee Tech	1-0
Boise State	5-0	Houston	0-1	Northwestern	2-0	Texas	5-2
Boston University	1-1	Houston Baptist	1-0	Notre Dame	2-2	Texas A&M	1-0
Bowie State	2-0	Howard	1-0			Texas Christian	1-0
Bowling Green	1-1	Humboldt State	1-0	Oakland	1-2	<b>Texas-El Paso</b>	<b>1-1</b>
Bradley	1-1			Ohio State	1-3	Texas-San Antonio	1-0
<b>Brigham Young</b>	<b>12-8</b>	Idaho	111-58	Oklahoma	2-0	Texas Southern	1-0
British Columbia	9-0	Idaho State	5-1	Oklahoma City	0-1	Texas Tech	2-1
		<b>Illinois</b>	<b>0-4</b>	Oklahoma State	2-0	Tulsa	2-0
<b>California</b>	<b>55-82</b>	Illinois-Chicago	2-0	<b>Oregon State</b>	<b>155-184</b>	<b>UCLA</b>	<b>30-83</b>
UC Davis	4-0	Illinois State	1-0	<b>Pacific</b>	<b>6-2</b>	<b>USC</b>	<b>48-62</b>
<b>UC Irvine</b>	<b>3-2</b>	Indiana	0-3	Pacific (Ore.)	9-0	<b>Utah</b>	<b>11-9</b>
UC Riverside	2-0	Indiana State	0-1	Pacific Lutheran	2-0	Utah State	3-2
UC San Diego	1-0	Iowa	1-5	Penn State	1-0	<b>Utah Valley</b>	<b>0-0</b>
UC Santa Barbara	2-3	Jacksonville State	2-0	Pepperdine	4-1		
<b>Cal Poly</b>	<b>0-0</b>			Portland	49-9	Vanderbilt	3-5
Cal Poly Pomona	1-0	Kansas	3-4	Portland State	10-3	Vermont	2-0
Cal State Fullerton	3-0	Kansas State	2-2	Prairie View A&M	1-0	Villanova	1-1
Cal State Los Angeles	4-0	Kentucky	0-1	Princeton	1-1	Virginia	0-2
Cal State Northridge	3-1	Lamar	2-1	Providence	1-2	Virginia Tech	0-1
Canisius	2-1	LaSalle	0-1	Puget Sound	5-0		
Central Michigan	1-0	Lehigh	1-0	Purdue	1-2	Wake Forest	3-0
Central Washington	2-0	Linfield	3-0			<b>Washington</b>	<b>108-187</b>
Chaminade	0-0	Long Beach State	2-0	Redlands	1-0	<b>Washington State</b>	<b>162-123</b>
Charlotte	0-2	Long Island	1-6	Rhode Island	1-1	Wayne State (Mich.)	1-2
Chicago State	1-0	Louisiana-Lafayette	1-1	Rice	3-1	Weber State	3-0
Chico State	3-0	Louisiana-Monroe	0-1	Richmond	0-2	West Florida	1-0
Cincinnati	0-2	Louisiana State	1-0	Rutgers	1-1	<b>Western Carolina</b>	<b>0-0</b>
Clemson	0-1	Louisiana Tech	0-1			Western Illinois	1-1
Cleveland State	1-0	Louisville	2-2	Sacramento State	5-0	Western Michigan	3-0
<b>Colorado</b>	<b>3-7</b>	Loyola (Ill.)	0-1	St. Bonaventure	0-1	Western Washington	1-0
Colorado State	8-1	Loyola Marymount	2-0	St. James	1-0	Whitman	9-5
Columbia	2-2			St. John's	1-1	Whitworth	1-0
Coppin State	1-0	Marshall	2-0	Saint Joseph's	1-0	Wichita State	5-3
Cornell	1-0	Massachusetts	1-1	Saint Louis	2-0	Willamette	42-12
Creighton	3-1	Mercer	1-0	St. Martin's	4-0	Winston-Salem State	1-0
		Miami (Ohio.)	2-0	Saint Mary's	7-4	Winthrop	2-0
Dartmouth	0-1	Michigan	0-3	St. Olaf	1-0	Wisconsin	2-3
Davidson	1-0	Michigan State	2-1	St. Peter's	1-0	Wisconsin-Green Bay	2-2
Dayton	0-1	Minnesota	3-6	San Diego	0-1	Wyoming	4-10
Denver	6-1	<b>Mississippi</b>	<b>0-0</b>	San Diego State	3-3		
DePaul	0-2	Mississippi State	0-1	<b>San Francisco</b>	<b>7-2</b>	Xavier	1-2
Detroit	0-3	Mississippi Valley State	2-0	San Francisco State	2-0		
Doane	1-0	Missouri	0-5	San Jose State	12-2	Yale	1-0
Drake	2-0	Missouri-St. Louis	1-0	Santa Clara	7-6		
Duke	0-1	Montana	22-5			<b>Bold</b>	<b>indicates 2013-14 opponents</b>
Duquesne	2-3	Montana State	6-3				
		<b>Morgan State</b>	<b>0-0</b>				
East Tennessee State	1-0	Morris Brown	1-0				
Eastern Washington	2-0	Mount St. Mary's	1-0				

# SERIES HISTORIES vs. DIVISION I CONFERENCES

<b>America East</b>		<b>Big Ten</b>		<b>Mid-American</b>		<b>Southeastern</b>	
Hartford	1-0	Illinois	0-4	Bowling Green	1-1	Alabama	1-1
Vermont	2-0	Indiana	0-3	Central Michigan	1-0	Arkansas	0-3
<b>Total</b>	<b>3-0</b>	Iowa	1-5	Miami (Ohio)	2-0	Auburn	0-1
<b>American Athletic</b>		Michigan	0-3	Western Michigan	3-0	Florida	0-1
Cincinnati	0-2	Michigan State	2-1	<b>Total</b>	<b>7-1</b>	Georgia	1-0
Houston	0-1	Minnesota	3-6	<b>Mid-Eastern Athletic</b>		Kentucky	0-1
Louisville	2-2	Nebraska	6-7	Bethune-Cookman	2-0	Louisiana State	1-0
Rutgers	1-1	Northwestern	2-0	Coppin State	1-0	Mississippi State	0-1
Temple	4-1	Ohio State	1-3	Florida A&M	1-0	Missouri	0-5
<b>Total</b>	<b>7-7</b>	Penn State	1-0	Howard	1-0	Tennessee	0-1
<b>Atlantic Coast</b>		Purdue	1-2	North Carolina Central	1-0	Texas A&M	1-0
Clemson	0-1	Wisconsin	2-3	Savannah State	1-0	Vanderbilt	3-5
Duke	0-1	<b>Total</b>	<b>19-37</b>	South Carolina State	1-0	<b>Total</b>	<b>7-19</b>
Florida State	0-1	<b>Big 12</b>		<b>Total</b>	<b>8-0</b>	<b>Southern</b>	
Georgia Tech	1-1	Kansas	3-4	<b>Missouri Valley</b>		Davidson	1-0
North Carolina	0-4	Kansas State	2-2	Bradley	1-1	<b>Total</b>	<b>1-0</b>
Notre Dame	2-2	Oklahoma	2-0	Drake	2-0	<b>Southland</b>	
Virginia	0-2	Oklahoma State	2-0	Illinois State	1-0	Houston Baptist	1-0
Virginia Tech	0-1	Texas	5-2	Indiana State	0-1	Lamar	2-1
Wake Forest	3-0	Texas Christian	1-0	Loyola (Ill.)	0-1	Nicholls State	1-0
<b>Total</b>	<b>6-13</b>	Texas Tech	2-1	Southern Illinois	2-0	Oral Roberts	3-0
<b>Atlantic Sun</b>		<b>Total</b>	<b>17-9</b>	Wichita State	5-3	Stephen F. Austin	2-0
East Tennessee State	1-0	<b>Big West</b>		<b>Total</b>	<b>9-6</b>	<b>Total</b>	<b>9-1</b>
Mercer	1-0	UC Davis	4-0	<b>Mountain West</b>		<b>Southwestern Athletic</b>	
<b>Total</b>	<b>2-0</b>	UC Irvine	3-2	Air Force	2-2	Alabama State	1-0
<b>Atlantic 10</b>		UC Riverside	2-0	Boise State	5-0	Alcorn State	1-0
Dayton	0-1	UC Santa Barbara	2-3	Colorado State	8-1	Arkansas-Pine Bluff	2-0
Duquesne	2-3	Cal State Fullerton	3-0	Fresno State	9-2	Grambling State	2-0
George Mason	1-0	Cal State Northridge	3-1	Nevada	6-1	Mississippi Valley State	2-0
George Washington	1-0	Hawaii	5-5	Nevada-Las Vegas	3-1	Prairie View A&M	1-0
LaSalle	0-1	Long Beach State	2-0	New Mexico	2-6	Texas Southern	1-0
Massachusetts	1-1	<b>Total</b>	<b>24-11</b>	San Diego State	3-3	<b>Total</b>	<b>10-0</b>
Rhode Island	1-1	<b>Colonial Athletic Association</b>		San Jose State	12-2	<b>Summit League</b>	
Richmond	0-2	Northeastern	1-0	Utah State	3-2	Denver	6-1
St. Bonaventure	0-1	<b>Total</b>	<b>1-0</b>	Wyoming	4-10	North Dakota State	1-0
Saint Joseph's	1-0	<b>Conference USA</b>		<b>Total</b>	<b>57-30</b>	Western Illinois	1-1
Saint Louis	2-0	Alabama-Birmingham	0-2	<b>Northeast</b>		<b>Total</b>	<b>8-2</b>
<b>Total</b>	<b>9-10</b>	Charlotte	0-2	Long Island	1-6	<b>Sun Belt</b>	
<b>Big East</b>		Louisiana Tech	0-1	Mount St. Mary's	1-0	Louisiana-Lafayette	1-1
Creighton	3-1	Marshall	2-0	<b>Total</b>	<b>2-6</b>	Louisiana-Monroe	0-1
DePaul	0-2	Rice	3-1	<b>Ohio Valley</b>		<b>Total</b>	<b>7-3</b>
Georgetown	1-1	Texas-El Paso	1-1	Jacksonville State	2-0	<b>West Coast</b>	
Providence	1-2	Texas-San Antonio	1-0	Southeast Missouri State	1-0	Brigham Young	12-8
St. John's	1-1	Tulsa	2-0	Tennessee Tech	1-0	Gonzaga	19-3
Seton Hall	0-1	<b>Total</b>	<b>9-7</b>	<b>Total</b>	<b>4-0</b>	Loyola Marymount	2-0
Villanova	1-1	<b>Horizon League</b>		<b>Pacific-12</b>		Pacific	6-2
Xavier	1-2	Cleveland State	1-0	Arizona	25-45	Pepperdine	4-1
<b>Total</b>	<b>8-11</b>	Detroit	0-3	Arizona State	34-41	Portland	49-9
<b>Big Sky</b>		Illinois-Chicago	2-0	California	55-82	Saint Mary's	8-4
Eastern Washington	2-0	Oakland	1-2	Colorado	3-7	San Diego	0-1
Idaho State	5-1	Wisconsin-Green Bay	2-2	Oregon State	155-184	San Francisco	7-2
Montana	22-5	<b>Total</b>	<b>6-7</b>	Stanford	48-90	Santa Clara	7-6
Montana State	6-3	<b>Ivy League</b>		UCLA	30-83	<b>Total</b>	<b>114-36</b>
Northern Arizona	6-1	Columbia	2-2	USC	48-62	<b>Western Athletic</b>	
Northern Colorado	1-0	Cornell	1-0	Utah	11-9	Chicago State	1-0
Portland State	10-3	Dartmouth	0-1	Washington	108-187	Idaho	111-58
Sacramento State	5-0	Princeton	1-1	Washington State	162-123	New Mexico State	2-2
Weber State	3-0	Yale	1-0	<b>Total</b>	<b>679-913</b>	Seattle	5-4
<b>Total</b>	<b>6-13</b>	<b>Total</b>	<b>5-4</b>	<b>Patriot League</b>		<b>Total</b>	<b>119-64</b>
<b>Big South</b>		<b>Metro Atlantic Athletic</b>		Boston University	1-1		
Winthrop	2-0	Canisius	2-1	Lehigh	1-0		
<b>Total</b>	<b>2-0</b>	Niagara	1-0	<b>Total</b>	<b>2-0</b>		
		St. Peter's	1-0				
		<b>Total</b>	<b>4-1</b>				





# SERIES HISTORIES

## Non-Conference

NOTE: The 2013-14 games will be the first time Oregon has played Cal Poly, Mississippi, Morgan State, North Dakota, Utah Valley and Western Carolina.

### BRIGHAM YOUNG

**Oregon leads, 12-8**

11-12	(D 3):	BYU,	79-65
98-99	(D 5):	UO,	93-62 *
97-98	(N21):	UO,	74-67
92-93	(D28):	UO,	76-70 <sup>1</sup>
85-86	(D21):	UO,	72-69 *
83-84	(D21):	BYU,	79-78
68-69	(D28):	UO,	82-74 <sup>1</sup>
64-65	(D 5):	BYU,	98-79
64-65	(D 4):	BYU,	99-70
63-64	(D28):	BYU,	80-70 <sup>1</sup>
62-63	(D 1):	UO,	80-62 *
62-63	(N30):	BYU,	80-75 *
58-59	(D 6):	UO,	71-67 *
58-59	(D 5):	UO,	79-75 *
57-58	(D23):	UO,	79-76
57-58	(D21):	UO,	63-55
55-56	(D10):	BYU,	83-52
55-56	(D 9):	BYU,	72-61
54-55	(J29):	UO,	81-76 *
54-55	(J28):	UO,	82-71 *

### UC IRVINE

**Oregon leads, 3-2**

08-09	(N21):	UO,	84-77
06-07	(N17):	UO,	85-42 *
82-83	(N29):	UCI,	46-44
81-82	(N28):	UCI,	90-84 *
77-78	(D22):	UO,	77-62 *

### GEORGETOWN

**Tied, 1-1**

06-07	(N29):	UO,	57-50
05-06	(D 3):	GT,	71-57 *

### ILLINOIS

**Illinois leads, 4-0**

05-06	(D10):	IL,	89-59 <sup>2</sup>
04-05	(D11):	IL,	83-66 <sup>3</sup>
84-85	(N25):	IL,	75-72 <sup>4</sup>
77-78	(D29):	IL,	86-80 <sup>1</sup>

### PACIFIC

**Oregon leads, 6-2**

07-08	(N11):	UO,	80-64 *
05-06	(N22):	UO,	84-62 *
02-03	(N30):	UO,	88-69 *
93-94	(D 4):	PA,	75-69 *
92-93	(D 5):	PA,	80-68
85-86	(N30):	UO,	74-52 *
83-84	(N29):	UO,	73-55
51-52	(J 1):	UO,	74-62

### SAN FRANCISCO

**Oregon leads, 7-2**

07-08	(N24):	UO,	110-79 *
59-60	(D12):	UO,	67-58 <sup>5</sup>
58-59	(D27):	UO,	64-53 <sup>6</sup>
52-53	(J23):	SF,	61-57 *
51-52	(J 2):	UO,	55-49
50-51	(J13):	UO,	59-49
48-49	(F19):	UO,	56-51 *
48-49	(F18):	SF,	62-58 *
47-48	(J 3):	UO,	48-46

## Pac-12

### ARIZONA

**Arizona leads, 45-25**

12-13	(J10):	UO,	70-66 *
11-12	(J14):	UO,	59-57
10-11	(M 5):	UA,	90-82
	(D30):	UA,	76-57 *
	(F11):	UA,	70-57
09-10	(J16):	UA,	74-60 *
	(F 7):	UA,	87-77 *
08-09	(J 8):	UA,	67-52
	(M 8):	UO,	78-69 *
07-08	(J 5):	UO,	84-74
	(M 8):	UO,	69-50 <sup>7</sup>
06-07	(F10):	UA,	77-74 *
	(J14):	UO,	79-77
05-06	(F 9):	UA,	70-68
	(J14):	UO,	73-68 *
04-05	(F17):	UA,	92-67
	(J20):	UA,	74-66 *
03-04	(F19):	UA,	100-87 *
	(J25):	UA,	90-66
02-03	(M 8):	UA,	88-80
	(J 2):	UA,	81-72 *
01-02	(J 4):	UO,	90-80
	(D22):	UO,	105-75 *
00-01	(M 3):	UA,	104-65
	(F 1):	UO,	79-67 *
	(M 4):	UO,	86-81 *
	(F 3):	UA,	77-71
98-99	(F20):	UA,	92-86
	(J21):	UA,	85-83 *
97-98	(F21):	UA,	81-66 *
	(J22):	UA,	87-57
96-97	(F20):	UO,	78-72 *
	(J25):	UA,	88-66
95-96	(F22):	UA,	81-63
	(J27):	UA,	70-65 *
94-95	(F25):	UA,	97-76
	(J26):	UA,	97-89 *
93-94	(F26):	UA,	75-71 *
	(J27):	UA,	98-86
92-93	(F27):	UA,	99-68
	(J28):	UA,	92-60 *
91-92	(F27):	UA,	104-56 *
	(J30):	UA,	104-53
90-91	(M 9):	UA,	107-65
	(M 2):	UO,	62-58 *
89-90	(M 1):	UA,	84-58
	(N30):	UO,	68-63 *
88-89	(F 9):	UA,	78-57 *
	(J14):	UA,	95-71
87-88	(F11):	UA,	87-57
	(J16):	UA,	70-54 *
86-87	(M 6):	UO,	72-63 <sup>7</sup>
	(F 5):	UA,	68-53
	(J 3):	UO,	55-54 * ot
85-86	(F20):	UA,	65-59 *
	(J25):	UA,	85-68
84-85	(F21):	UO,	43-40
	(J26):	UA,	73-54 *
83-84	(F23):	UA,	75-67 * ot
	(J26):	UO,	69-55 *
82-83	(F24):	UO,	63-57 * ot
	(J31):	UO,	86-84
81-82	(M 6):	UA,	96-78
	(J 2):	UO,	97-88 *
80-81	(M 7):	UO,	79-75 *
	(J 3):	UA,	73-70
79-80	(F 7):	UO,	76-62 *
	(J12):	UO,	90-73
78-79	(F10):	UA,	69-67 * ot
	(J12):	UO,	63-60 *

### ARIZONA STATE

**Arizona State leads, 41-34**

12-13	(J13):	UO,	68-65 *
11-12	(J12):	UO,	67-58
10-11	(M 9):	UO,	76-69 <sup>7</sup>
	(M 3):	AS,	73-53
	(J 1):	AS,	60-55 *
09-10	(F13):	AS,	61-51
	(J14):	AS,	76-57 *
08-09	(F 5):	AS,	66-57 *
	(J10):	AS,	76-58
07-08	(M 6):	UO,	67-61 *
	(J 3):	AS,	62-54
06-07	(F 8):	UO,	55-51 *
	(J11):	UO,	60-55
05-06	(F11):	UO,	98-87
	(J12):	UO,	67-53 *
04-05	(F19):	AS,	66-56
	(J22):	AS,	61-54 *
03-04	(F21):	AS,	86-75 *
	(J22):	UO,	83-76
02-03	(M13):	UO,	83-82 <sup>7</sup>
	(M 6):	AS,	91-77
	(J 4):	UO,	94-73 *
01-02	(J 6):	AS,	95-88
	(D20):	UO,	103-90 *

00-01	(M 1):	AS,	86-74
	(F 4):	AS,	99-72 *
99-00	(M 2):	UO,	76-74 *
	(F 5):	UO,	86-73
98-99	(F18):	UO,	76-75 *
	(J23):	AS,	64-60
97-98	(F19):	UO,	97-73 *
	(J25):	AS,	67-51
96-97	(F22):	UO,	85-77 *
	(J23):	UO,	76-51
95-96	(F24):	UO,	81-70
	(J25):	AS,	74-73 *
94-95	(F23):	UO,	73-72
	(J28):	AS,	79-76 *
93-94	(F24):	UO,	87-80 *
	(J29):	AS,	84-78
92-93	(F25):	AS,	103-88
	(J30):	AS,	99-84 *
91-92	(M 1):	AS,	58-48 *
	(F 1):	AS,	71-62
90-91	(M 7):	AS,	87-84 * ot
	(F28):	AS,	99-84 *
89-90	(M 3):	AS,	75-71
	(D 2):	UO,	63-61 *
88-89	(F11):	AS,	98-94 *
	(J12):	AS,	72-70
87-88	(F13):	UO,	87-82 * ot
	(J14):	UO,	86-84 *
86-87	(F 2):	UO,	70-62
	(J 2):	UO,	77-69 *
85-86	(F23):	UO,	89-65 *
	(J23):	AS,	76-58
84-85	(F23):	AS,	65-64
	(J28):	UO,	80-69 *
83-84	(F25):	AS,	60-56
	(J24):	UO,	81-72 *
82-83	(F27):	AS,	81-80 * ot
	(J29):	AS,	54-52
81-82	(M 5):	AS,	80-62
	(J 3):	UO,	82-65 *
80-81	(M 5):	AS,	78-77 * ot
	(J 5):	AS,	104-64
79-80	(F 9):	AS,	88-65 *
	(J10):	AS,	103-77
78-79	(F 8):	UO,	70-63
	(J13):	AS,	65-45 *
76-77	(D 4):	UO,	78-51
74-75	(D28):	UO,	80-76 <sup>1</sup>
61-62	(D 9):	AS,	91-55
60-61	(D28):	AS,	54-53 <sup>1</sup>
	(D17):	UO,	71-55 *

### CALIFORNIA

**California leads, 82-55**

12-13	(F21):	UC,	48-46 *
	(F 2):	UC,	58-54
11-12	(F16):	UC,	86-83
	(J 8):	UC,	77-60 *
10-11	(F24):	UC,	81-71 *
	(J29):	UC,	85-77
09-10	(M11):	UC,	90-74 <sup>7</sup>
	(F20):	UC,	64-49 *
	(J21):	UC,	89-57
08-09	(F19):	UC,	78-60 *
	(J24):	UC,	76-69
07-08	(F 9):	UO,	92-70
	(J10):	UO,	79-70 *
06-07	(M 9):	UO,	81-63 <sup>7</sup>
	(F15):	UC,	63-61
	(J 20):	UO,	92-84 *
05-06	(M10):	UC,	91-87
	(F 4):	UC,	62-60 *
	(J 5):	UC,	77-66
04-05	(F24):	UO,	63-58 *
	(J27):	UC,	65-62
03-04	(M11):	UO,	87-82 <sup>7</sup>
	(F26):	UC,	85-81 * ot
02-03	(J29):	UO,	68-56 *
	(F 8):	UC,	86-75 *
	(J 9):	UC,	88-72
01-02	(F 9):	UC,	107-103 <sup>2ot</sup>
	(J10):	UO,	76-72 *
00-01	(F10):	UC,	65-56 *
	(J11):	UC,	78-62
99-00	(F12):	UO,	64-60
	(J13):	UO,	83-68 *
98-99	(M23):	UC,	85-69 <sup>8</sup>
	(M 6):	UO,	93-82 *
	(J 2):	UO,	71-69 * ot
97-98	(M 7):	UC,	75-71
	(J 3):	UO,	66-59 *
96-97	(F13):	UC,	73-66
	(J18):	UC,	73-62 *
95-96	(F15):	UO,	60-58 *
	(J20):	UC,	97-72 * F
94-95	(M 2):	UO,	95-82 *
	(F 6):	UO,	94-86
93-94	(M 3):	UC,	82-73
	(F 5):	UC,	81-61 *
92-93	(M13):	UC,	79-76 *
	(J 7):	UC,	82-65
91-92	(M14):	UC,	87-76
	(J 9):	UO,	67-57 *

### KEY

- Far West Classic, Portland, Ore.
- Portland, Ore.
- Chicago, Ill.
- Great Alaska Shootout, Anchorage, Alaska
- All College Tourney, Oklahoma City, Okla.
- Montana State Invitational, Bozeman, Mont.
- Pac-10 Tournament, Los Angeles, Calif.
- NIT Final Four, New York, N.Y.
- NCAA West Regional Final, Seattle, Wash.
- Corvallis, Ore.
- Pacific Coast Conference Championship
- Pac-12 Tournament, Los Angeles, Calif.
- NIT First Round, Eugene, Ore.
- Pacific Coast Conference Northern Division Playoff, Salem, Ore.
- Pacific Coast Conference Northern Division Playoff
- Pac-10 Tournament, Tucson, Ariz.
- Pacific Coast Conference Tournament, San Francisco, Calif.
- San Francisco, Calif.
- Pacific Coast Conference Championship, San Francisco, Calif.
- Pac-12 Tournament, Las Vegas, Nev.
- Pac-10 Tournament, Tempe, Ariz.
- NCAA West First Round, Portland, Ore.
- NCAA Midwest First Round, Nashville, Tenn.
- NCAA West Regional Semifinal, Seattle, Wash.
- NCAA West Regional Consolation Final, Kansas City, Mo.
- Astoria, Ore.
- Spokane, Wash.

\* Home Game  
F Later forfeited to Oregon

# SERIES HISTORIES

59-60	(M12): UC, (J29): UC,	70-49 <sup>9</sup> 70-45	05-06	(M4): OS, (D31): UO,	65-62 70-64 *	66-67	(M11): OS, (M10): UO,	49-47 * ot 62-55	40-41	(F27): UO, (F22): OS,	37-36 * ot 24-23
58-59	(F13): UC, (J3): UO,	83-55 59-57 *	04-05	(F5): OS, (J8): UO,	76-72 73-64 *	55-66	(J28): UO, (J20): UO,	56-55 63-51 *	39-40	(F8): UO, (J17): UO,	36-35 * 40-31
57-58	(M7): UO, (F24): UC,	64-62 61-60 *	03-04	(F7): UO, (J10): OS,	81-74 * 90-81		(M5): OS, (M4): OS,	68-54 49-42 *		(F23): UO, (F17): OS,	41-38 33-27 *
56-57	(J12): UC, (J11): UC,	71-57 53-46	02-03	(F15): UO, (J18): UO,	80-63 79-68 *		(J22): UO, (J21): OS,	61-60 * 62-46		(F4): OS, (J12): OS,	28-27 35-31 *
55-56	(J14): UC, (J13): UO,	67-65 * 63-62 *	01-02	(F16): UO, (J19): UO,	91-62 * 63-51	64-65	(M6): OS, (M5): OS,	64-61 * 69-50	38-39	(F24): UO, (F18): OS,	48-37 * 50-31
54-55	(D4): UC, (D18): UC,	64-52 <sup>10</sup> 58-54 *	00-01	(M10): UO, (J6): UO,	69-60 84-66 *		(J30): OS, (J29): UO,	53-48 59-53 *		(J27): UO, (J13): UO,	46-39 * 31-26
48-49	(D17): UO, (M17): UO,	51-50 * 53-47 * <sup>11</sup>	99-00	(M11): UO, (J8): UO,	83-65 * 67-49	63-64	(F29): OS, (F28): OS,	85-71 * 71-68	37-38	(M5): UO, (F26): UO,	38-33 40-22 *
36-37	(D22): UC, (M4): UC,	54-44 33-31 * <sup>11</sup>	98-99	(F27): UO, (J30): OS,	73-68 * 48-45		(J18): OS, (J17): UO,	66-53 47-45 *		(J15): OS, (J14): UO,	36-32 38-32 *
26-27	(M3): UC, (F27): UC,	35-29 * <sup>11</sup> 29-23 <sup>11</sup>	97-98	(F28): UO, (J31): UO,	50-48 74-67 *	62-63	(M9): OS, (M8): OS,	71-65 65-61 *	36-37	(F26): UO, (F20): UO,	35-31 * 33-26
25-26	(F26): UC, (F15): UC,	32-17 <sup>11</sup> 30-22	96-97	(M8): UO, (J4): UO,	88-73 * 91-69		(F16): OS, (F15): UO,	67-57 * 54-50		(F6): UO, (J15): UO,	44-31 * 35-34
21-22	(F14): UC, (F19): UC,	25-12 24-18 *	95-96	(D28): UO, (M9): UO,	66-64 <sup>1</sup> 62-46	61-62	(M10): OS, (M9): OS,	60-56 * 65-48	35-36	(F28): OS, (F22): OS,	35-29 28-26 *
20-21	(F18): UC, (F21): UC,	26-23 * 33-19		(J7): UO, (D30): UO,	70-59 * 75-50 <sup>1</sup>		(F3): OS, (F2): OS,	82-66 79-63 *		(F8): OS, (J17): UO,	25-23 29-27 *
19-20	(F20): UO, (M6): UO,	29-27 30-28 *	94-95	(F11): UO, (J14): UO,	107-86 * 96-83		(D30): OS, (M11): UO,	74-57 <sup>1</sup> 54-52	34-35	(M2): UO, (F16): OS,	29-28 * 34-27
18-19	(M5): UO, (M5): UO,	39-37 * ot	93-94	(F12): OS, (J15): UO,	101-91 <sup>2ot</sup> 74-64 *		(M10): UO, (F4): UO,	76-68 * 71-58		(F2): OS, (J12): OS,	33-31 * 47-18
<b>COLORADO</b>			92-93	(M6): OS, (F6): OS,	54-48 * 83-75		(F3): UO, (M5): UO,	58-55 * ot 67-63 *	33-34	(M3): UO, (M2): UO,	24-21 33-25 *
<b>Colorado leads, 7-3</b>			91-92	(M7): OS, (F8): UO,	62-54 64-63 *		(M4): OS, (F6): OS,	53-45 55-54		(J19): OS, (J13): UO,	16-9 30-26 *
12-13	(M7): CU, (F7): CU,	76-53 48-47 *	90-91	(F6): UO, (J12): OS,	83-66 * 84-76		(F5): UO, (D29): OS,	63-53 * <sup>1</sup> 60-56	32-33	(M4): OS, (M3): OS,	34-24 * 32-27 * ot
11-12	(M8): CU, (M1): UO,	63-62 <sup>12</sup> 90-81 *	89-90	(D29): UO, (F11): OS,	78-71 <sup>2</sup> 57-55		(F6): UO, (J31): OS,	73-68 58-57 * ot		(F18): OS, (F7): OS,	29-18 * 31-21
03-04	(F4): CU, (M17): UO,	72-71 77-72 * <sup>13</sup>	88-89	(J13): OS, (D30): OS,	69-67 * 71-68 <sup>1</sup>		(D1): OS, (F7): OS,	68-60 62-37	31-32	(F27): OS, (F26): OS,	26-20 37-31 *
84-85	(D8): UO, (D2): CU,	79-60 * 61-59	87-88	(M5): OS, (M2): OS,	98-79 * 73-69 *		(J31): OS, (D3): OS,	82-62 * 60-55		(F20): UO, (J30): UO,	28-25 21-20
83-84	(D10): CU, (D5): CU,	71-57 68-49 *	86-87	(M5): OS, (M3): OS,	62-61 * 59-47		(M9): UO, (M8): OS,	65-61 * 75-62	30-31	(F28): OS, (F27): UO,	36-7 * 29-22
55-56			87-88	(D29): OS, (F12): OS,	62-51 <sup>1</sup> 64-63 *		(M12): OS, (M10): OS,	68-55 59-49		(F21): UO, (J31): OS,	39-32 * 40-26
			88-89	(J10): OS, (F8): UO,	71-63 60-47		(M9): OS, (D2): UO,	74-69 * 57-46 *	29-30	(F22): UO, (F8): OS,	34-33 29-28 *
			85-86	(J11): OS, (F9): OS,	63-56 * 53-51 *		(F26): OS, (F25): OS,	68-58 * 53-44		(F7): UO, (F1): UO,	34-27 37-29 *
			84-85	(J9): OS, (M3): OS,	59-54 29-23		(J22): OS, (J21): OS,	56-54 * ot 56-53 *	28-29	(F9): UO, (F1): UO,	35-26 * 30-21
			83-84	(F2): OS, (D30): OS,	70-66 * 63-59		(F27): OS, (F26): UO,	55-46 63-60 * <sup>2ot</sup>	27-28	(F11): UO, (F4): OS,	28-23 25-24 *
			82-83	(M5): OS, (F5): OS,	62-60 * 63-46		(J30): UO, (J29): OS,	42-40 * 52-41	26-27	(F22): UO, (F11): UO,	34-25 * 28-12
			81-82	(F13): OS, (J16): OS,	94-51 76-61 *		(F28): OS, (F27): OS,	59-55 * 75-74	25-26	(F19): UO, (F13): UO,	25-15 * 32-17
			80-81	(F12): OS, (J17): OS,	78-61 * 82-55		(J31): UO, (J30): OS,	73-63 67-65 *	24-25	(M9): OS, (M7): UO,	27-26 <sup>14</sup> 23-21 <sup>15</sup>
			79-80	(D29): OS, (M1): OS,	67-57 <sup>1</sup> 67-55		(D1): OS, (M1): UO,	77-68 * ot <sup>2</sup> 66-57		(M5): OS, (F20): OS,	15-12 * <sup>15</sup> 34-30 *
			78-79	(D22): OS, (M3): UO,	75-66 * 45-44 *		(F29): OS, (F16): UO,	55-52 * 57-44 *	23-24	(F7): UO, (M1): OS,	22-19 28-22
			77-78	(D30): OS, (D21): OS,	85-62 <sup>1</sup> 85-58		(F16): UO, (F16): UO,	64-55 41-39 *		(F29): OS, (F9): UO,	22-17 27-20 *
			76-77	(M2): UO, (J21): OS,	54-51 62-48 *		(M2): UO, (J27): UO,	72-45 66-47	22-23	(F8): UO, (F10): UO,	25-20 * 38-29 *
			75-76	(D4): UO, (M3): OS,	78-51 <sup>2</sup> 78-73 * ot		(F25): UO, (F24): OS,	45-40 * 51-42		(F9): UO, (F3): OS,	31-24 * 49-15
			74-75	(J26): OS, (J22): OS,	64-53 <sup>2</sup> 53-52		(F10): UO, (J13): OS,	45-34 * 65-49	21-22	(F2): OS, (F11): OS,	42-33 34-21
			73-74	(M4): UO, (J29): UO,	57-56 76-74		(M5): OS, (M4): OS,	47-45 79-72 * <sup>2ot</sup>		(F10): OS, (F4): OS,	31-19 35-18 *
			72-73	(J24): UO, (D30): OS,	83-68 * 79-67 <sup>F1</sup>		(F26): OS, (F25): UO,	42-38 61-54 *	20-21	(F3): OS, (F11): UO,	39-19 * 42-13 *
			71-72	(M8): UO, (J31): UO,	82-80 * 79-72		(M6): UO, (F21): OS,	66-44 * 50-45		(F5): UO, (F4): UO,	25-22 30-29
			70-71	(J25): OS, (M9): OS,	72-71 <sup>ot</sup> 81-74		(F20): UO, (M17): UO,	58-54 * 42-41	19-20	(F14): UO, (F13): UO,	37-21 22-20
			69-70	(F1): OS, (J26): UO,	92-79 <sup>2</sup> 67-61 *		(M1): OS, (F8): OS,	67-59 * 71-57	18-19	(M1): UO, (F28): UO,	28-23 * 24-17 *
			68-69	(M10): UO, (F2): OS,	88-81 * 68-56 <sup>2</sup>		(J17): OS, (J11): OS,	58-45 * 73-69		(F15): UO, (F14): UO,	36-16 27-17
			67-68	(J27): OS, (M11): OS,	80-60 60-57		(M2): UO, (J19): OS,	42-41 49-45 *	17-18	(F23): OS, (F22): OS,	17-6 * 24-6 *
			66-67	(M10): OS, (M10): OS,	78-68 * 71-63 *		(J18): UO, (J12): OS,	53-48 50-47 *		(F2): OS, (F1): OS,	28-7 28-19
			65-66	(J28): UO, (M3): UO,	72-70 71-65 *		(M3): UO, (F17): OS,	47-38 * 45-43	16-17	(J20): OS, (J19): OS,	29-10 25-14
			64-65	(M13): UO, (M12): UO,	71-65 * 78-76		(M3): UO, (F10): OS,	47-38 * 55-51		(J17): OS, (J16): OS,	24-7 * 41-8 *
			63-64	(F6): UO, (F5): UO,	67-57 64-62 *		(J13): UO, (F19): UO,	51-44 42-39	14-15	(M6): OS, (M5): OS,	17-12 23-18 *
			62-63	(D30): OS, (M7): OS,	68-64 <sup>1</sup> 81-67		(F18): UO, (J29): UO,	46-38 * 43-38		(F27): UO, (F26): UO,	14-10 * 21-20
			61-62	(M6): UO, (J24): UO,	73-66 * 79-64 *		(J15): UO, (F20): OS,	52-33 * 41-31 *	13-14	(M7): UO, (M6): OS,	13-11 * 17-10
			60-61	(J23): OS, (M8): OS,	78-73 66-57 *		(F19): UO, (F13): UO,	42-38 50-35 *		(M6): OS, (M5): OS,	17-10 24-13
			59-60	(M7): UO, (J25): OS,	71-66 65-53		(F12): OS, (F14): OS,	46-36 49-45 *		(F27): UO, (F25): OS,	21-18 * 14-13 *
			58-59	(J24): UO, (M9): OS,	66-52 * 93-54		(F13): OS, (F7): OS,	27-26 50-39		(F24): OS, (F24): OS,	15-7 *
			57-58	(M8): OS, (J27): OS,	80-65 * 58-46		(J24): UO, (J20): OS,	47-45 * 60-49 *			

## KEY

- <sup>1</sup> Far West Classic, Portland, Ore.
- <sup>2</sup> Portland, Ore.
- <sup>3</sup> Chicago, Ill.
- <sup>4</sup> Great Alaska Shootout, Anchorage, Alaska
- <sup>5</sup> All College Tourney, Oklahoma City, Okla.
- <sup>6</sup> Montana State Invitational, Bozeman, Mont.
- <sup>7</sup> Pac-10 Tournament, Los Angeles, Calif.
- <sup>8</sup> NIT Final Four, New York, N.Y.
- <sup>9</sup> NCAA West Regional Final, Seattle, Wash.
- <sup>10</sup> Corvallis, Ore.
- <sup>11</sup> Pacific Coast Conference Championship
- <sup>12</sup> Pac-12 Tournament, Los Angeles, Calif.
- <sup>13</sup> NIT First Round, Eugene, Ore.
- <sup>14</sup> Pacific Coast Conference Northern Division Playoff, Salem, Ore.
- <sup>15</sup> Pacific Coast Conference Northern Division Playoff
- <sup>16</sup> Pac-10 Tournament, Tucson, Ariz.
- <sup>17</sup> Pacific Coast Conference Tournament, San Francisco, Calif.
- <sup>18</sup> San Francisco, Calif.
- <sup>19</sup> Pacific Coast Conference Championship, San Francisco, Calif.
- <sup>20</sup> Pac-12 Tournament, Las Vegas, Nev.
- <sup>21</sup> Pac-10 Tournament, Tempe, Ariz.
- <sup>22</sup> NCAA West First Round, Portland, Ore.
- <sup>23</sup> NCAA Midwest First Round, Nashville, Tenn.
- <sup>24</sup> NCAA West Regional Semifinal, Seattle, Wash.
- <sup>25</sup> NCAA West Regional Consolation Final, Kansas City, Mo.
- <sup>26</sup> Astoria, Ore.
- <sup>27</sup> Spokane, Wash.

\* Home Game  
F Later forfeited to Oregon



# SERIES HISTORIES

12-13	(M 8): OS, 13-8
	(M 7): UO, 21-13
	(M 6): UO, 14-12 * ot
	(M 5): OS, 20-9 *
09-10	(M12): OS, 44-20
	(M 9): OS, 21-20 *
07-08	(F 1): OS, 31-14
	(J 11): OS, 29-21 *
06-07	(F 22): OS, 41-7
	(F 2): OS, 44-18 *
05-06	(F 23): OS, 32-6
	(F 2): OS, 17-15 * ot
03-04	(F 26): OS, 30-14
	(F 5): OS, 25-22 *
02-03	(M13): OS, 24-22 *
	(J 24): OS, 32-2

## STANFORD

### Stanford leads, 90-48

12-13	UO, 77-66 *
	(F23): SU, 76-52
	(J30): SU, 76-52
11-12	(F19): UO, 68-64
	(J5): UO, 78-67 *
10-11	(F26): SU, 88-71 *
	(J27): UO, 67-59
09-10	(F18): SU, 72-65 *
	(J23): SU, 84-69
08-09	(F21): UO, 68-60 *
	(J22): SU, 77-55
07-08	(F 7): SU, 72-43
	(J13): UO, 71-66 *
06-07	(F17): SU, 88-69
	(J18): UO, 66-59 *
05-06	(F 2): SU, 57-56 *
	(J 7): SU, 64-62
04-05	(F26): SU, 58-56 *
	(J29): SU, 88-69
03-04	(M12): SU, 70-63
	(F28): SU, 76-55
	(J31): SU, 83-80 *
02-03	(F 6): UO, 79-64 *
	(J11): SU, 81-57
01-02	(F 7): SU, 90-87 * ot
	(J12): UO, 87-79 *
00-01	(F 8): SU, 69-62 *
	(J13): SU, 100-76
99-00	(F10): SU, 76-61
	(J15): SU, 85-71 *
98-99	(M 4): SU, 73-61 *
	(J 4): SU, 77-59
97-98	(M 5): SU, 95-67 *
	(J 5): SU, 89-67 *
96-97	(F15): SU, 83-61
	(J16): SU, 72-69 * ot
95-96	(F17): UO, 64-62 *
	(J18): SU, 94-74
94-95	(M 3): UO, 88-80 *
	(F 4): SU, 92-86
93-94	(M 5): SU, 84-76
	(F 3): SU, 69-67 *

## KEY

- <sup>1</sup> Far West Classic, Portland, Ore.
- <sup>2</sup> Portland, Ore.
- <sup>3</sup> Chicago, Ill.
- <sup>4</sup> Great Alaska Shootout, Anchorage, Alaska
- <sup>5</sup> All College Tourney, Oklahoma City, Okla.
- <sup>6</sup> Montana State Invitational, Bozeman, Mont.
- <sup>7</sup> Pac-10 Tournament, Los Angeles, Calif.
- <sup>8</sup> NIT Final Four, New York, N.Y.
- <sup>9</sup> NCAA West Regional Final, Seattle, Wash.
- <sup>10</sup> Corvallis, Ore.
- <sup>11</sup> Pacific Coast Conference Championship
- <sup>12</sup> Pac-12 Tournament, Los Angeles, Calif.
- <sup>13</sup> NIT First Round, Eugene, Ore.
- <sup>14</sup> Pacific Coast Conference Northern Division Playoff, Salem, Ore.
- <sup>15</sup> Pacific Coast Conference Northern Division Playoff
- <sup>16</sup> Pac-10 Tournament, Tucson, Ariz.
- <sup>17</sup> Pacific Coast Conference Tournament, San Francisco, Calif.
- <sup>18</sup> San Francisco, Calif.
- <sup>19</sup> Pacific Coast Conference Championship, San Francisco, Calif.
- <sup>20</sup> Pac-12 Tournament, Las Vegas, Nev.
- <sup>21</sup> Pac-10 Tournament, Tempe, Ariz.
- <sup>22</sup> NCAA West First Round, Portland, Ore.
- <sup>23</sup> NCAA Midwest First Round, Nashville, Tenn.
- <sup>24</sup> NCAA West Regional Semifinal, Seattle, Wash.
- <sup>25</sup> NCAA West Regional Consolation Final, Kansas City, Mo.
- <sup>26</sup> Astoria, Ore.
- <sup>27</sup> Spokane, Wash.

\* Home Game  
F Later forfeited to Oregon

92-93	(M11): UO, 84-73 *
	(J 9): SU, 71-66
91-92	(M12): SU, 70-47
	(J11): SU, 78-57 *
	(J31): SU, 86-75
90-91	(J 6): UO, 81-77 * ot
89-90	(F 1): UO, 62-61 *
	(J 7): SU, 58-56
88-89	(F23): SU, 54-50 *
	(J26): SU, 75-53
87-88	(M11): SU, 88-67 <sup>16</sup>
	(F25): SU, 84-61
	(J30): UO, 80-66 *
86-87	(F 1): UO, 68-55 *
	(D21): SU, 73-71
85-86	(J31): SU, 73-69 * ot
	(J13): UO, 83-69
	(M 2): UO, 68-61 *
	(J31): UO, 61-54
83-84	(M 8): UO, 91-71 *
	(J 7): UO, 79-78
	(M10): UO, 67-66
82-83	(J 8): SU, 80-74 *
	(F 5): SU, 79-75 * ot
81-82	(J 9): SU, 97-88
	(F 6): SU, 80-79
80-81	(J10): SU, 82-76 *
	(F21): SU, 60-59 *
79-80	(J26): UO, 77-73
	(F24): UO, 80-77
78-79	(J27): UO, 68-55 *
	(F16): UO, 65-64 *
	(J 7): UO, 74-64
77-78	(F12): UO, 74-65
	(F 4): UO, 73-48 *
76-77	(F14): UO, 84-62
	(F 5): UO, 72-59 *
75-76	(F22): SU, 71-70
	(J10): UO, 84-83 *
74-75	(F23): UO, 72-71 *
	(J 4): UO, 48-47
73-74	(F17): UO, 76-69
	(F 9): UO, 62-56 *
72-73	(F19): SU, 91-79 *
	(F12): SU, 82-78
71-72	(F27): UO, 80-75
	(J 8): UO, 82-72 *
70-71	(F14): UO, 92-91 *
	(F 6): UO, 87-73
69-70	(F15): UO, 81-76
	(F 7): UO, 74-72 *
68-69	(F24): SU, 83-75
	(J 5): SU, 79-73 * ot
67-68	(D29): SU, 68-64
	(F25): SU, 71-58 *
66-67	(J 6): SU, 68-65
	(F11): UO, 66-57 *
65-66	(F 4): SU, 84-64
	(F13): SU, 73-62
64-65	(F 5): SU, 77-75 *
	(D22): SU, 74-56 *
63-64	(D 2): SU, 83-65
	(N30): SU, 59-51
62-63	(D18): SU, 54-51 *
	(D17): SU, 63-44 *
61-62	(J 2): SU, 70-49
	(J 5): SU, 79-54
60-61	(J14): UO, 61-59 *
	(J13): SU, 67-60 *
59-60	(J30): SU, 77-61
	(J 2): UO, 56-55 * ot
58-59	(F14): SU, 64-56
	(J30): SU, 57-49 *
57-58	(M 8): SU, 74-53
	(F 3): UO, 61-49 *
56-57	(F 2): SU, 65-56 *
	(F 1): SU, 68-52 *
55-56	(J28): SU, 73-60
	(J27): SU, 74-55
53-54	(D30): SU, 85-58
52-53	(D 6): UO, 74-64
	(D 5): UO, 73-68 *
49-50	(D20): UO, 58-51 *
	(D20): SU, 70-67 *
48-49	(D27): SU, 70-62 <sup>17</sup>
	(J 2): SU, 52-45 <sup>18</sup>
47-48	(D31): SU, 50-46 <sup>18</sup>
38-39	(M12): SU, 59-51 <sup>11</sup>
37-38	(M11): SU, 52-39 <sup>19</sup>
	(F18): SU, 20-9
21-22	(F17): SU, 17-12
	(J25): SU, 23-21 *
	(J24): SU, 32-29 *
	(F25): SU, 29-18
	(F24): SU, 47-15
	(F18): SU, 36-31
	(F17): SU, 39-22

## UCLA

### UCLA leads, 83-30

12-13	(M16): UO, 78-69 <sup>20</sup>
	(J19): UO, 76-67
	(J21): UO, 75-68
11-12	(M10): UO, 76-59 <sup>7</sup>
10-11	(F10): LA, 64-54
	(J15): LA, 67-59 *
	(F27): UO, 70-68
09-10	(J28): UO, 71-66 * ot
08-09	(M7): LA, 94-68
	(J4): LA, 83-74 *
07-08	(F23): LA, 75-65
	(J24): LA, 80-75 *
06-07	(F 1): LA, 69-57
	(J 6): UO, 68-66 *
	(F26): LA, 70-53
05-06	(J26): LA, 56-49 *
	(M 5): LA, 73-61
04-05	(J 2): LA, 70-62 *
	(M 6): UO, 60-59 *
03-04	(J 4): LA, 81-74
	(M14): UO, 75-74 <sup>7</sup>
02-03	(M 1): UO, 79-48 *
	(J30): UO, 96-91 <sup>ot</sup>
01-02	(M 2): UO, 65-62
	(J31): UO, 91-62 *
00-01	(F22): LA, 88-73 *
	(J27): LA, 98-88
99-00	(F24): LA, 75-69
	(J29): UO, 73-58 *
98-99	(F 4): LA, 79-77
	(J 9): LA, 65-63 *
97-98	(F 5): UO, 97-81 *
	(J10): LA, 68-66
96-97	(M 1): LA, 74-67
	(J30): UO, 87-85 * ot
95-96	(M 2): LA, 77-71 *
	(F 1): LA, 85-78
94-95	(M11): LA, 94-78
	(J 5): UO, 82-72 *
93-94	(M12): UO, 80-79 *
	(J 6): LA, 89-73
92-93	(F14): LA, 97-90
	(J14): LA, 99-87 *
91-92	(F15): LA, 84-65 *
	(J16): LA, 99-71
90-91	(F21): LA, 100-83
	(J26): LA, 90-83 *
89-90	(M 9): LA, 76-94 <sup>21</sup>
	(F22): UO, 105-99 *
	(J25): LA, 79-62
88-89	(F 2): LA, 80-74
	(J 5): LA, 99-66 *
87-88	(F 4): LA, 76-71 *
	(J10): LA, 65-60
86-87	(F22): LA, 102-71 *
	(J15): LA, 64-59
85-86	(M 3): UO, 80-65 *
	(J 2): LA, 71-65
84-85	(M 9): LA, 72-69 *
	(J 5): LA, 67-59 <sup>2ot</sup>
83-84	(F 9): UO, 87-83 <sup>ot</sup>
	(J14): UO, 62-51 *
82-83	(F10): LA, 67-56 *
	(J13): LA, 97-69
81-82	(F27): LA, 88-66 *
	(J30): LA, 84-61
80-81	(F27): LA, 98-75
	(J31): LA, 75-69 *
79-80	(F 2): LA, 90-76
	(J 5): LA, 76-62 *
78-79	(F 1): LA, 65-58 *
	(J 8): LA, 74-71
77-78	(F25): LA, 83-57 *
	(J13): LA, 90-72
76-77	(F19): UO, 64-55 *
	(J 9): UO, 61-60
75-76	(F21): UO, 65-45
	(J 8): LA, 62-61 *
74-75	(F14): LA, 95-66
	(F 8): LA, 107-103 *
73-74	(F16): UO, 56-51 *
	(F 8): LA, 84-66
72-73	(F22): LA, 72-61 *
	(J 5): LA, 64-38
71-72	(F25): LA, 92-70
	(J 8): LA, 93-68 *
70-71	(F20): LA, 74-67
	(F12): LA, 69-68 *
69-70	(F21): UO, 78-65 *
	(J 9): LA, 75-58
68-69	(F22): LA, 103-69
	(J10): LA, 93-64 *
67-68	(F16): LA, 119-78
	(F10): LA, 104-63 *
66-67	(F17): LA, 34-25 *
	(F11): LA, 100-66
65-66	(F19): UO, 79-72 *
	(J 8): LA, 97-65
64-65	(F20): LA, 74-64
	(J 8): LA, 91-74 *
58-59	(F28): LA, 69-62 *
	(F20): LA, 70-53

57-58	(J10): LA, 73-64
	(J 3): LA, 64-58 *
56-57	(F23): LA, 73-65 *
	(F22): LA, 81-62 *
55-56	(F25): LA, 108-89
	(F24): LA, 95-71
53-54	(D27): LA, 79-53 *
	(D26): LA, 89-74
50-51	(D 9): UO, 72-54 *
	(D 8): LA, 77-55 *
37-38	(D11): UO, 47-26 *
36-37	(D12): UO, 56-30 *

## USC

### USC leads, 62-48

12-13	(J17): UO, 76-74
11-12	(J19): UO, 65-62
10-11	(F12): UO, 61-51
	(J13): UO, 68-62 *
09-10	(F25): UO, 54-44
	(F30): UO, 67-57 *
08-09	(M5): SC, 80-66
	(J2): SC, 83-62 *
07-08	(F21): SC, 81-75
	(J26): SC, 95-86 * ot
06-07	(M10): UO, 81-57 <sup>7</sup>
	(F 3): SC, 71-68
	(J 4): SC, 84-82 *
05-06	(F23): UO, 73-61
	(J28): SC, 84-78 *
04-05	(M 3): UO, 94-87 <sup>ot</sup>
	(D31): UO, 90-83 *
03-04	(M 4): UO, 75-70
	(J 2): UO, 92-74
02-03	(M15): UO, 74-66 <sup>7</sup>
	(F27): UO, 79-66 *
	(F 2): SC, 91-76
01-02	(M 8): SC, 89-78 <sup>7</sup>
	(F28): UO, 67-65
	(F 2): UO, 73-69 *
00-01	(F24): SC, 87-80 * ot
	(J25): SC, 78-74
99-00	(F26): UO, 80-77
	(J27): UO, 68-67
98-99	(F 6): UO, 60-55
	(J 7): SC, 85-84 *
97-98	(F 7): UO, 73-61 *
	(J 8): SC, 63-59
96-97	(F27): SC, 72-69
	(F 1): SC, 79-69 *
95-96	(F29): UO, 80-60 *
	(F 3): UO, 99-78
94-95	(M 9): UO, 81-77
	(J 7): UO, 95-83 *
93-94	(M10): SC, 84-75 *
	(J 8): SC, 77-69
92-93	(F11): SC, 73-67
	(J16): SC, 69-58 *
91-92	(F13): SC, 69-68 *
	(J18): SC, 85-56
90-91	(F23): SC, 84-71
	(J24): UO, 86-84 *
89-90	(F22): UO, 96-79 *
	(J27): UO, 66-65
88-89	(F 4): UO, 70-68
	(J 7): UO, 64-62 *
87-88	(F 6): UO, 74-62 *
	(J 7): UO, 52-40
86-87	(M 5): UO, 51-49 <sup>7</sup>
	(F19): UO, 57-55 *
85-86	(J17): SC, 60-56
	(M 6): UO, 76-63 *
	(J 5): SC, 75-60
84-85	(M 7): SC, 65-62
	(J 3): SC, 63-59 *
83-84	(F11): UO, 52-47
	(J12): UO, 80-49 *
82-83	(F12): SC, 65-55 *
	(J15): SC, 62-54
81-82	(F26): SC, 80-68 *
	(J29): SC, 107-91
80-81	(F28): UO, 81-78
	(J29): UO, 74-67 *
79-80	(F 4): UO, 82-81
	(J 7): SC, 83-66 *
78-79	(F 3): SC, 87-64 *
	(J 5): SC, 70-64
77-78	(F23): UO, 43-41 *
	(J14): SC, 63-62
76-77	(F17): UO, 60-57 *
	(J 8): UO, 64-52
75-76	(F19): UO, 70-67
	(J10): UO, 77-72 *
74-75	(F15): SC, 92-90
	(F 7): SC, 81-80 *
73-74	(F15): SC, 76-61
	(F 9): SC, 59-53
72-73	(F24): SC, 56-52 *
	(J 6): SC, 66-65
71-72	(F26): SC, 75-66
	(J 7): SC, 66-46 *
70-71	(F19): SC, 63-55
	(F13): SC, 93-78 *
69-70	(F20): UO, 92-83 *

# SERIES HISTORIES

68-69	(J10): SC, 77-68
	(F21): UO, 74-64
	(J11): SC, 86-75 *
67-68	(F17): SC, 66-59
	(F9): SC, 73-70 *
66-67	(F18): SC, 73-70 *
	(F10): SC, 71-63
65-66	(F18): SC, 82-67 *
	(J7): SC, 92-66
64-65	(F19): SC, 77-56
	(J9): UO, 81-74
60-61	(M15): SC, 81-79 <sup>22</sup>
59-60	(F20): SC, 77-73 *
59-58	(F21): SC, 76-67
	(J2): SC, 65-56 *
57-58	(F28): SC, 73-70 *
	(J11): SC, 73-52
56-57	(M2): SC, 71-62
	(M1): SC, 87-82
55-56	(F4): SC, 87-71 *
	(F3): UO, 55-45 *

## UTAH

<b>Oregon leads, 11-9</b>			
12-13	(M15): UO, 64-45 <sup>20</sup>		
	(M9): UU, 72-62		
	(F9): UO, 73-64 *		
11-12	(M3): UO, 94-48 *		
	(F2): UO, 79-68		
08-09	(D3): UU, 95-81		
07-08	(D8): UO, 75-64 <sup>2</sup>		
02-03	(M21): UU, 60-58 <sup>23</sup>		
90-91	(D6): UU, 95-81		
89-90	(D7): UO, 73-66 *		
68-69	(N30): UO, 88-69		
67-68	(J29): UO, 85-77 *		
	(D28): UU, 64-63 <sup>1</sup>		
59-60	(M11): UO, 65-54 <sup>24</sup>		
51-52	(D8): UU, 64-62 *		
	(D7): UU, 63-58 *		
50-51	(D1): UU, 59-39		
49-50	(D3): UU, 71-46		
44-45	(M24): UO, 69-66 <sup>25</sup>		
40-41	(J2): UO, 51-15 *		

## WASHINGTON

<b>Washington leads, 187-108</b>			
12-13	(M14): UO, 80-77 <sup>20</sup> ot		
	(F13): UO, 65-52		
	(J26): UO, 81-76 *		
11-12	(M20): UW, 86-90		
	(F9): UO, 82-57 *		
	(D31): UW, 60-76		
10-11	(M11): UW, 69-51 <sup>7</sup>		
	(F5): UO, 81-76 *		
	(J6): UW, 87-69		
09-10	(M4): UW, 86-72 *		
	(J2): UO, 90-79		

### KEY

- <sup>1</sup> Far West Classic, Portland, Ore.
- <sup>2</sup> Portland, Ore.
- <sup>3</sup> Chicago, Ill.
- <sup>4</sup> Great Alaska Shootout, Anchorage, Alaska
- <sup>5</sup> All College Tourney, Oklahoma City, Okla.
- <sup>6</sup> Montana State Invitational, Bozeman, Mont.
- <sup>7</sup> Pac-10 Tournament, Los Angeles, Calif.
- <sup>8</sup> NIT Final Four, New York, N.Y.
- <sup>9</sup> NCAA West Regional Final, Seattle, Wash.
- <sup>10</sup> Corvallis, Ore.
- <sup>11</sup> Pacific Coast Conference Championship
- <sup>12</sup> Pac-12 Tournament, Los Angeles, Calif.
- <sup>13</sup> NIT First Round, Eugene, Ore.
- <sup>14</sup> Pacific Coast Conference Northern Division Playoff, Salem, Ore.
- <sup>15</sup> Pacific Coast Conference Northern Division Playoff
- <sup>16</sup> Pac-10 Tournament, Tucson, Ariz.
- <sup>17</sup> Pacific Coast Conference Tournament, San Francisco, Calif.
- <sup>18</sup> San Francisco, Calif.
- <sup>19</sup> Pacific Coast Conference Championship, San Francisco, Calif.
- <sup>20</sup> Pac-12 Tournament, Las Vegas, Nev.
- <sup>21</sup> Pac-10 Tournament, Tempe, Ariz.
- <sup>22</sup> NCAA West First Round, Portland, Ore.
- <sup>23</sup> NCAA Midwest First Round, Nashville, Tenn.
- <sup>24</sup> NCAA West Regional Semifinal, Seattle, Wash.
- <sup>25</sup> NCAA West Regional Consolation Final, Kansas City, Mo.
- <sup>26</sup> Astoria, Ore.
- <sup>27</sup> Spokane, Wash.

\* Home Game  
F Later forfeited to Oregon

08-09	(F14): UW, 103-84
	(J15): UW, 84-67 *
07-08	(F14): UO, 71-58 *
	(J17): UW, 78-70
06-07	(F24): UO, 93-85 *
	(J25): UW, 89-77
05-06	(M9): UO, 84-73 <sup>7</sup>
	(F4): UW, 75-72 *
	(J21): UW, 78-59
04-05	(F10): UW, 95-88 * ot
	(J13): UW, 77-56
03-04	(F12): UW, 83-74
	(J15): UO, 84-74 *
02-03	(F22): UW, 78-66
	(J23): UO, 91-66 *
01-02	(M7): UO, 86-64 <sup>7</sup>
	(F23): UO, 90-84 *
	(J24): UW, 97-92
00-01	(F17): UO, 85-73
	(J18): UW, 72-71 * ot
99-00	(F19): UW, 67-58 *
	(J20): UO, 76-74 ot
98-99	(F13): UO, 94-81 *
	(J16): UW, 86-76 ot
97-98	(F14): UW, 62-61
	(J15): UW, 81-71 *
96-97	(F6): UO, 69-59 *
	(J11): UW, 78-77
95-96	(F8): UO, 55-52
	(J13): UW, 72-69 *
94-95	(F18): UO, 88-63 *
	(J21): UO, 92-83
93-94	(F17): UO, 86-71
	(J22): UO, 61-60 *
92-93	(F18): UO, 85-70 *
	(J23): UW, 70-53
91-92	(J21): UW, 71-55
	(J25): UW, 72-71 *
90-91	(F16): UO, 67-64 *
	(J17): UW, 88-86
89-90	(F17): UO, 58-53
	(J18): UO, 65-54 *
88-89	(F16): UW, 78-69
	(F21): UW, 71-70 *
87-88	(F18): UO, 69-64 *
	(J24): UW, 75-63
86-87	(M7): UW, 70-56 <sup>7</sup>
	(F26): UW, 81-74 <sup>7</sup> ot
	(J22): UO, 77-67 *
85-86	(F16): UW, 73-67
	(J16): UW, 61-56 *
84-85	(F14): UO, 70-66 *
	(J19): UW, 88-62
83-84	(F18): UW, 79-58 *
	(J19): UW, 60-53
82-83	(F19): UW, 79-66
	(J24): UO, 52-47 *
81-82	(F20): UO, 82-78
	(J25): UW, 76-70 *
80-81	(F21): UW, 70-68 *
	(J22): UW, 102-91
79-80	(F16): UW, 70-65
	(J17): UW, 58-46 *
78-79	(F19): UO, 73-71 *
	(J18): UW, 82-70
77-78	(F11): UO, 64-60 *
	(F2): UW, 58-52
76-77	(F11): UO, 61-60
	(J13): UO, 72-68 * ot
75-76	(F26): UW, 67-62 *
	(J15): UW, 77-70
74-75	(F28): UO, 97-96 *
	(J18): UO, 68-66
73-74	(M2): UW, 84-82 <sup>7</sup> ot
	(J12): UO, 90-88 *
	(D28): UW, 83-77 <sup>1</sup>
72-73	(M5): UW, 83-75
	(J12): UO, 69-65 * ot
71-72	(M3): UW, 81-75
	(J22): UW, 85-55
70-71	(M5): UO, 101-76 *
	(J25): UW, 82-75
69-70	(F28): UW, 90-73
	(J17): UW, 53-46 *
	(D30): UO, 83-73 <sup>1</sup>
68-69	(M2): UO, 79-75 *
	(J20): UW, 60-54
67-68	(M2): UO, 85-83 *
	(J13): UW, 84-73
66-67	(M6): UW, 78-67
	(J13): UW, 78-74 *
65-66	(F26): UW, 61-60
	(J14): UO, 71-62 *
	(D4): UO, 63-61
64-65	(F26): UW, 82-76 * ot
	(J16): UO, 65-58
	(D7): UO, 61-60 *
63-64	(J28): UW, 69-67 <sup>20t</sup>
	(D9): UW, 69-63 *
62-63	(J25): UW, 63-52 *
	(D4): UO, 59-57
61-62	(F24): UW, 67-49
	(D16): UW, 81-59 *

60-61	(F17): UW, 54-47
	(J27): UO, 67-48 *
59-60	(F19): UO, 57-41 *
	(J22): UW, 63-56
58-59	(J24): UW, 79-60
	(J16): UW, 62-57 *
57-58	(F15): UO, 87-83 <sup>7</sup> ot
	(J18): UO, 57-53 *
56-57	(F16): UW, 65-63 * ot
	(F15): UW, 84-62 *
	(J29): UW, 64-63
55-56	(F11): UW, 70-61
	(F10): UW, 68-50
	(J10): UO, 53-51 * ot
54-55	(F19): UO, 60-59
	(F18): UW, 80-60
	(F5): UO, 64-63 *
	(F4): UW, 54-52 <sup>7</sup> ot
53-54	(F20): UW, 67-59
	(F19): UO, 63-59
	(J23): UO, 64-48 *
	(J22): UO, 77-76 *
52-53	(F21): UW, 86-72
	(F20): UW, 84-67
	(J3): UW, 76-60 *
	(J2): UW, 79-73 *
51-52	(F2): UW, 63-57 *
	(F1): UW, 71-63 *
	(J19): UW, 64-39
	(J18): UW, 74-46
50-51	(F24): UO, 82-75 *
	(F23): UW, 77-68 *
	(J6): UW, 61-60
	(J5): UW, 73-49
49-50	(J28): UO, 63-60 *
	(J27): UO, 57-49 *
	(J21): UW, 66-51
	(J20): UW, 69-49
48-49	(F5): UO, 70-69 *
	(F4): UO, 65-58 *
	(J22): UW, 47-44
	(J21): UW, 44-43
	(D30): UO, 63-62 <sup>17</sup>
	(J24): UW, 56-39
47-48	(J23): UW, 48-44
	(J10): UO, 73-58 *
	(J9): UW, 69-54 *
46-47	(F22): UW, 63-51
	(F21): UO, 49-48
	(F4): UO, 64-54 *
	(F3): UW, 60-58 *
45-46	(F2): UO, 63-55 *
	(F1): UO, 57-56 *
	(J26): UO, 54-52 <sup>7</sup> ot
	(J25): UW, 57-46
	(D13): UW, 44-41
44-45	(F3): UO, 54-51
	(F2): UW, 59-56
	(J27): UO, 54-51 *
	(J26): UO, 59-36 *
	(D23): UW, 32-31 *
	(D22): UW, 31-18 <sup>26</sup>
43-44	(J22): UW, 56-47 *
	(J21): UW, 57-38 *
	(J8): UW, 67-25
	(J7): UW, 40-38
42-43	(J30): UO, 47-44
	(J29): UW, 46-31
	(J23): UW, 31-30 *
	(J22): UW, 52-48 *
41-42	(J31): UW, 53-42
	(J30): UW, 40-39
	(J17): UO, 54-35 *
	(J16): UW, 60-34 *
40-41	(M8): UW, 49-46
	(M7): UW, 48-37
	(F4): UO, 37-36 *
	(F3): UO, 57-35 *
39-40	(J27): UO, 50-43 *
	(J26): UO, 53-44 *
	(J20): UO, 47-32
	(J19): UW, 39-31
38-39	(M4): UO, 54-52
	(F1): UO, 39-26
	(M3): UO, 58-42 *
	(J31): UO, 57-49 *
37-38	(F8): UO, 56-53 *
	(F7): UO, 59-43
	(J29): UO, 51-31
	(J28): UW, 40-37
36-37	(M6): UO, 41-38
	(M5): UW, 42-25
	(F2): UW, 39-30 *
	(F1): UO, 48-37 *
35-36	(F1): UW, 35-31 *
	(J31): UW, 42-23 *
	(J25): UW, 40-26
	(J24): UW, 36-28
	(F26): UO, 35-30
	(F25): UW, 39-27
34-35	(J30): UW, 22-20 *
	(J29): UW, 42-36 *

33-34	(F6): UW, 36-30 *
	(F5): UW, 34-32 * ot
	(J27): UW, 34-25
	(J26): UW, 33-28
32-33	(F25): UW, 34-28
	(F24): UO, 41-26
	(J21): UW, 44-34 *
	(J20): UW, 56-38 *
31-32	(F6): UW, 27-21
	(F5): UW, 38-29
	(J26): UW, 33-23 *
	(J25): UW, 44-32 *
	(J24): UW, 38-26 *
30-31	(J23): UW, 31-26 *
	(J10): UW, 40-36
	(J9): UW, 43-21
29-30	(M1): UW, 38-31
	(F28): UW, 32-25
	(J25): UW, 32-31 *
	(J24): UW, 37-23 *
28-29	(F22): UW, 50-44 *
	(J19): UW, 38-29
27-28	(F25): UO, 41-39 <sup>7</sup> ot
	(J24): UW, 24-17 *
26-27	(F26): UW, 32-24 *
	(J29): UO, 50-25
25-26	(J30): UO, 26-21 *
	(J23): UO, 34-20
24-25	(F26): UO, 35-26
	(J29): UW, 33-29 *
23-24	(F26): UW, 29-22
	(F4): UO, 29-28 *
22-23	(F24): UW, 39-27
	(J25): UW, 34-32 *
21-22	(J21): UW, 40-26 *
	(J20): UW, 46-19 *
	(J14): UW, 48-19
	(J13): UW, 76-15
20-21	(J29): UW, 50-26
	(J28): UW, 36-31
19-20	(F7): UO, 23-20 * <sup>20t</sup>
	(F6): UW, 23-19 *
	(J23): UO, 29-26
	(J22): UW, 38-26
18-19	(F8): UO, 37-19 *
	(F7): UO, 25-19 *
	(F1): UW, 19-13
	(J31): UW, 26-24
17-18	(M1): UW, 33-16 *
	(F28): UO, 23-22 * ot
	(F19): UO, 19-17 *
	(F18): UO, 27-20 *
16-17	(F23): UW, 37-18
	(F22): UW, 32-15
	(F3): UW, 33-16 *
	(F2): UW, 33-12 *
14-15	(F20): UW, 27-19 *
	(F19): UW, 21-13 *
	(F6): UW, 32-21
	(F5): UW, 32-15
13-14	(F20): UO, 24-9 *
	(F17): UW, 15-14 *
	(F16): UW, 16-10 *
	(F10): UW, 16-12
	(F9): UW, 28-7
	(F7): UW, 30-10
12-13	(F22): UW, 29-15 *
	(F21): UW, 23-16 * ot
	(F11): UW, 25-10
	(F10): UW, 25-10
11-12	(M15): UO, 17-13 * ot
	(M14): UO, 17-14 *
	(F13): UW, 11-10
	(F12): UW, 30-18
10-11	(M4): UW, 18-17
	(M3): UW, 22-18
	(F18): UO, 27-13 *
	(F17): UW, 22-18 *
03-04	(F12): UW, 19-16 *

## WASHINGTON STATE

<b>Oregon leads, 162-123</b>			
12-13	(F16): UO, 79-77 <sup>7</sup> ot		
	(J23): UO, 68-61 *		
11-12	(F11): UO, 78-69 *		
	(D29): UO, 92-75 *		
10-11	(F3): UO, 69-43 *		
	(J8): WS, 77-63		
09-10	(M10): UO, 82-80 <sup>7</sup> ot		
	(M6): UO, 74-66 *		
	(D31): UO, 91-89		
20t	(M11): WS, 62-40 <sup>7</sup>		
08-09	(F12): WS, 67-38		
	(J17): WS, 74-62 *		
07-08	(M13): WS, 75-70 <sup>7</sup>		
	(F16): WS, 62-53 *		
	(J20): WS, 69-60		
06-07	(F22): UO, 64-59 *		
	(J27): UO, 77-74 <sup>7</sup> ot		
05-06	(M8): UO, 66-55 <sup>7</sup>		
	(F18): UO, 67-37 *		
	(J19): UO, 52-50		



# SERIES HISTORIES



Johnathan Loyd

04-05	(F12):	UO,	69-66 *
	(J15):	UO,	55-52
03-04	(F14):	UO,	67-62
	(J17):	UO,	60-45 *
02-03	(F20):	UO,	89-70
	(J25):	UO,	76-66 *
01-02	(F21):	UO,	115-77 *
	(J26):	UO,	94-86
00-01	(F15):	WS,	63-62
	(J20):	UO,	81-66 *
99-00	(F17):	UO,	70-53 *
	(J22):	UO,	81-80
98-99	(F11):	UO,	77-64 *
	(J14):	UO,	87-83
97-98	(F12):	UO,	64-63
	(J16):	UO,	71-62 *
96-97	(F 8):	UO,	93-82 *
	(J 9):	WS,	81-76
95-96	(F10):	WS,	70-65
	(J11):	UO,	70-63 *
94-95	(F18):	WS,	76-59 *
	(J19):	WS,	83-78
93-94	(F19):	UO,	98-87
	(J20):	WS,	95-85 *
92-93	(F20):	UO,	62-60 *
	(J21):	WS,	95-79
91-92	(F22):	WS,	97-82
	(J23):	WS,	90-55 *
90-91	(F14):	UO,	75-69 *
	(J19):	WS,	82-79
89-90	(F15):	UO,	71-66
	(J21):	UO,	82-68 *
88-89	(M 9):	WS,	78-56
	(F18):	WS,	60-54
	(J19):	UO,	67-49 *
87-88	(F21):	UO,	73-66 *
	(J21):	UO,	67-46
86-87	(F28):	WS,	79-65
	(J24):	UO,	60-55 *
85-86	(J19):	WS,	60-59 *
	(F14):	WS,	75-71
84-85	(J1 7):	UO,	74-72
	(F16):	UO,	84-82 *
83-84	(F16):	UO,	78-73 *
	(J21):	UO,	64-60
82-83	(F17):	WS,	48-45
	(J22):	WS,	54-51 *
81-82	(F22):	WS,	76-69
	(J23):	UO,	60-56 *
80-81	(F20):	UO,	82-67
	(J24):	UO,	70-66
79-80	(F14):	WS,	81-66
	(J19):	WS,	62-52 *
78-79	(F17):	WS,	53-52 *
	(J20):	WS,	74-65
77-78	(F 9):	WS,	57-55 *
	(F 4):	WS,	54-48
76-77	(F24):	WS,	55-53
	(J15):	WS,	49-45 *
75-76	(F28):	UO,	70-56 *
	(J17):	WS,	78-69

74-75	(M 1):	UO,	56-52 *
	(J16):	UO,	69-68
	(D30):	UO,	74-65
73-74	(M 4):	UO,	92-61
	(J11):	UO,	69-54 *
72-73	(M 3):	UO,	66-65
	(J13):	UO,	77-63 *
71-72	(M 4):	WS,	77-69 *
	(J24):	WS,	73-56
70-71	(M 6):	UO,	69-68 *
	(J23):	UO,	95-68
69-70	(D29):	UO,	64-48
	(M 2):	WS,	96-87
	(J 16):	UO,	90-79 *
	(D29):	UO,	66-57
68-69	(M 1):	WS,	66-65 *
	(J18):	WS,	67-63
	(D29):	UO,	80-78
67-68	(M 1):	UO,	81-73 *
	(J15):	WS,	85-66
66-67	(M 4):	WS,	82-79
	(J 4):	WS,	75-71 *
	(D29):	WS,	77-56
65-66	(F28):	WS,	88-83
	(J15):	UO,	66-58 *
	(D29):	WS,	76-58
64-65	(F27):	WS,	71-61 *
	(J23):	UO,	74-69
	(J15):	WS,	75-68
63-64	(J25):	WS,	81-71 *
	(J24):	UO,	71-61 *
	(D27):	UO,	79-62
62-63	(F23):	UO,	84-72 *
	(F22):	UO,	83-70 *
	(J19):	UO,	58-44
	(J18):	UO,	60-51
	(D26):	UO,	67-57
61-62	(F17):	WS,	70-63
	(F16):	WS,	71-45
	(J20):	UO,	81-71 *
	(J19):	UO,	91-81
60-61	(M 4):	UO,	76-68
	(M 3):	WS,	81-56
	(F11):	WS,	77-73 *
	(J20):	UO,	60-53 *
	(D29):	UO,	58-44
59-60	(J 9):	UO,	68-64
	(J 4):	UO,	62-48 *
	(D28):	UO,	63-48
58-59	(M 7):	WS,	70-63 *
	(F 9):	UO,	61-54 *
57-58	(M 1):	WS,	65-51 *
	(J24):	UO,	63-45
56-57	(J26):	WS,	74-67
	(J25):	WS,	87-81
55-56	(M 3):	UO,	72-58 *
	(M 2):	UO,	80-63 *
54-55	(J11):	UO,	76-63 *
	(J10):	UO,	68-45 *
	(J 4):	UO,	69-55
	(J 3):	WS,	63-56
53-54	(F 3):	WS,	74-68 *
	(F 2):	UO,	66-51 *
	(J16):	UO,	65-56
	(J15):	UO,	75-73
	(F14):	UO,	87-70
52-53	(F13):	UO,	64-56
	(J10):	UO,	75-61 *
	(J 9):	UO,	74-49 *
51-52	(F22):	WS,	67-65
	(F23):	UO,	71-61
	(J 8):	UO,	59-45 *
	(J 7):	UO,	59-45 *
50-51	(F14):	UO,	57-55 *
	(F13):	UO,	66-57 *
	(F 6):	UO,	54-52
	(F 5):	WS,	55-45
49-50	(F 7):	WS,	64-48
	(F 6):	WS,	52-51
	(J 7):	WS,	54-46 *
	(J 6):	UO,	51-48 *
48-49	(F12):	WS,	50-48 *
	(F11):	UO,	49-38 *
	(J 8):	WS,	43-40
	(J 7):	WS,	46-43
	(D27):	WS,	50-37
47-48	(M 2):	UO,	73-54 *
	(M 1):	WS,	62-60 *
	(F 4):	WS,	60-59
	(F 3):	WS,	66-65
46-47	(J25):	WS,	48-46
	(J24):	WS,	51-37
	(J 4):	WS,	52-49 *
	(J 3):	UO,	56-52 *
45-46	(F23):	WS,	70-63
	(F22):	WS,	67-61
	(F13):	UO,	69-65 *
	(F12):	WS,	68-61
44-45	(M17):	UO,	39-37 *
	(M16):	WS,	53-48 *
	(M10):	UO,	51-41
	(J20):	UO,	64-48 *
	(J19):	WS,	54-43 *
	(J 9):	UO,	47-34
	(J 8):	WS,	46-36

43-44	(F23):	UO,	56-44 *
	(F22):	UO,	56-36 *
	(F 2):	WS,	38-33
42-43	(F 1):	UO,	40-36
	(F27):	UO,	54-39 *
	(F26):	UO,	47-45 *
	(J16):	WS,	46-40
	(J15):	UO,	49-36
41-42	(F23):	UO,	41-27
	(F18):	WS,	59-48
	(J10):	UO,	48-38 *
	(J 9):	WS,	61-45 *
40-41	(J22):	WS,	50-47
	(J21):	WS,	47-45
	(J11):	WS,	55-40 *
	(J10):	WS,	48-39 *
39-40	(M 2):	WS,	55-54
	(M 1):	WS,	62-57
	(F13):	UO,	60-50 *
	(F12):	UO,	71-41 *
38-39	(J18):	UO,	57-31
	(J17):	UO,	56-44
	(J 7):	WS,	39-34 *
	(J 6):	UO,	46-35 *
37-38	(F15):	WS,	44-37
	(F14):	UO,	44-34
	(J 8):	UO,	50-46 *
	(J 7):	UO,	54-33 *
36-37	(M20):	WS,	42-25
	(J20):	WS,	42-28
	(J19):	UO,	40-36
	(J 9):	WS,	37-32 *
	(J 8):	UO,	43-26 *
35-36	(M 7):	UO,	50-45
	(M 6):	WS,	44-30
	(F18):	WS,	51-40 *
	(F17):	UO,	42-35 *
34-35	(J22):	WS,	37-33
	(J21):	WS,	24-21
	(J 5):	UO,	32-27 *
	(J 4):	UO,	35-28 *
33-34	(F17):	WS,	43-29
	(F16):	UO,	25-20
	(J 9):	WS,	38-30 *
	(J 8):	UO,	30-27 *
32-33	(J28):	WS,	27-22
	(J27):	WS,	45-28
	(J14):	WS,	47-31 *
	(J13):	WS,	39-24 *

31-32	(F13):	UO,	24-21 *
	(F12):	UO,	34-32 *
	(J12):	UO,	42-29
	(J11):	WS,	33-21
30-31	(F10):	WS,	35-32
	(F 9):	WS,	37-31
	(J17):	WS,	41-33 *
	(J16):	WS,	32-30 *
29-30	(F15):	UO,	35-21
	(F14):	WS,	31-28
	(J11):	UO,	34-32 *
	(J10):	WS,	32-30 *
28-29	(F16):	WS,	29-28 *
	(J21):	WS,	31-28
27-28	(F20):	UO,	42-18 *
	(J24):	UO,	33-16
26-27	(F 8):	UO,	43-23 *
	(J24):	UO,	31-14
25-26	(F 8):	UO,	35-23 *
	(J27):	UO,	34-22
24-25	(F24):	UO,	43-16
	(F 9):	UO,	30-24 *
23-24	(F27):	UO,	33-29 *
	(F15):	UO,	38-31
22-23	(F21):	WS,	40-25
	(F 5):	WS,	21-15 *
20-21	(M 1):	UO,	35-28 *
	(F28):	UO,	33-27 *
	(J26):	UO,	33-18
	(J25):	UO,	27-23
19-20	(F 5):	WS,	29-27 *
18-19	(F20):	UO,	43-27
	(F19):	UO,	38-28
	(J28):	WS,	36-35 *
	(J27):	UO,	29-23 *
14-15	(M 2):	UO,	29-23 *
	(F 9):	WS,	24-18
13-14	(J16):	UO,	25-17 *
12-13	(F27):	WS,	24-20 *
	(F26):	UO,	19-17 *
	(F15):	WS,	25-12
	(F13):	WS,	26-17
11-12	(M 5):	UO,	19-7 *
	(M 4):	UO,	26-11 *
	(F15):	UO,	18-13
10-11	(F11):	UO,	32-19 *
	(F27):	UO,	45-14 *
	(F28):	UO,	30-17 *
09-10	(F12):	WS,	22-7 *
07-08	(F12):	WS,	15-12

## KEY

- <sup>1</sup> Far West Classic, Portland, Ore.
- <sup>2</sup> Portland, Ore.
- <sup>3</sup> Chicago, Ill.
- <sup>4</sup> Great Alaska Shootout, Anchorage, Alaska
- <sup>5</sup> All College Tourney, Oklahoma City, Okla.
- <sup>6</sup> Montana State Invitational, Bozeman, Mont.
- <sup>7</sup> Pac-10 Tournament, Los Angeles, Calif.
- <sup>8</sup> NIT Final Four, New York, N.Y.
- <sup>9</sup> NCAA West Regional Final, Seattle, Wash.
- <sup>10</sup> Corvallis, Ore.
- <sup>11</sup> Pacific Coast Conference Championship
- <sup>12</sup> Pac-12 Tournament, Los Angeles, Calif.
- <sup>13</sup> NIT First Round, Eugene, Ore.
- <sup>14</sup> Pacific Coast Conference Northern Division Playoff, Salem, Ore.
- <sup>15</sup> Pacific Coast Conference Northern Division Playoff
- <sup>16</sup> Pac-10 Tournament, Tucson, Ariz.
- <sup>17</sup> Pacific Coast Conference Tournament, San Francisco, Calif.
- <sup>18</sup> San Francisco, Calif.
- <sup>19</sup> Pacific Coast Conference Championship, San Francisco, Calif.
- <sup>20</sup> Pac-12 Tournament, Las Vegas, Nev.
- <sup>21</sup> Pac-10 Tournament, Tempe, Ariz.
- <sup>22</sup> NCAA West First Round, Portland, Ore.
- <sup>23</sup> NCAA Midwest First Round, Nashville, Tenn.
- <sup>24</sup> NCAA West Regional Semifinal, Seattle, Wash.
- <sup>25</sup> NCAA West Regional Consolation Final, Kansas City, Mo.
- <sup>26</sup> Astoria, Ore.
- <sup>27</sup> Spokane, Wash.

\* Home Game  
F Later forfeited to Oregon



**Rob Mullens**  
**Director of Athletics**  
**4th Year**

Since being named the University of Oregon's 12th director of intercollegiate athletics on July 15, 2010, Rob Mullens has wasted little time in putting his own stamp on the continual success of the Ducks' athletics department while being the beneficiary of one of the most successful eras in school history.

Mullens arrived at Oregon from the University of Kentucky, where he served as deputy director of athletics and managed day-to-day operations for Kentucky's 22-sport athletics department, with an annual operating budget of \$79 million.

In his brief tenure in Eugene, he has implemented his philosophy of financial efficiency while overseeing an \$93.5 million budget for the coming year, in addition to enhancing the department's model of self-sufficiency.

He has assisted with the continued success of a football program that has been surpassed by few nationally, with the Ducks claiming an unprecedented three straight conference championships while becoming the only school in the country to appear in a third consecutive BCS bowl game following the 2011 season. Following an appearance in the 2011 BCS National Championship Game, Oregon posted a win over Wisconsin in the 2012 Rose Bowl Game.

In fact, 15 of the school's 19 intercollegiate sports advanced to the post season during the 2011-12 season, including women's indoor track & field and acrobatics and tumbling which both claimed national championships. In addition, the Ducks finished 24th in the country in the Learfield Sports Directors' Cup competition as the top program in the country fielding 18 sports or less.

He also was at the helm as the Ducks opened their spectacular Matthew Knight Arena, which plays host to the school's men's and women's basketball teams, women's volleyball and acrobatics and tumbling, in addition to benefitting the entire Eugene-Springfield communities as a state-of-the-art venue for concerts, cultural forums and world-class entertainment.

Off the field, Mullens was just as excited to witness an accumulated graduation rate of 74 percent among all of the Ducks' student-athletes, a single-season best six first-team Capital One Academic All-Americans and 105 academic all-conference honorees.

His background is in accounting and auditing, and he promoted sound fiscal management and self-sufficiency at the University of Kentucky. During his total of eight years at Kentucky, the athletic department's operating budget expanded by nearly 70 percent. Fundraising for the department hit record levels each of the past seven years prior to his departure.

Prior to being named deputy director of athletics at Kentucky in 2006, Mullens began as the university's executive associate director of athletics in 2002. He served at the University of Maryland from 1996 to 2002, starting as assistant director of athletics for business and ultimately as executive senior associate director of athletics and chief of staff.

The West Virginia native was senior athletics business manager at the University of Miami (Fla.) from 1994 to 1996, and prior to that he was an accountant/auditor at Ernst & Young in Raleigh, N.C.

The 43-year-old Mullens earned a bachelor's degree in business administration and a master's in sport management from West Virginia University in 1991 and 1993, respectively. He and his wife, Jane, have two sons - Cooper and Tanner.



**Michael Gottfredson**  
**University President**  
**2nd Year**

Dr. Michael R. Gottfredson began his tenure as the University of Oregon's 17th president on Aug. 1, 2012.

Previously, he was a professor of Criminology, Law, and Society and of Sociology at the University of California, Irvine, where he also served as the executive vice chancellor and provost since 2000.

Gottfredson holds a Ph.D. and an M.A. from the State University of New York at Albany; and an A.B. from the University of California at Davis.

His research and teaching specialties are the causes of crime and delinquency and the criminal justice process. He (with Travis Hirschi) is well known for the development of the self-control theory of crime and delinquency and for the study of how these behaviors relate to age. The theory has stimulated a great deal of research and their description of how and why age relates to crime has become central to research, theory and policy about crime and delinquency. His work on victimization led to the development of the "lifestyle/opportunity" theory of criminal victimization, a prominent explanation for differential risks from crime. His systematic study (with Don Gottfredson) of how arrest, prosecution and sentencing decisions are made in criminal justice contributed to greater understanding of the use of discretion and to the widespread use of structured guidelines in the criminal law.

In addition, he led a major expansion of the UC-Irvine infrastructure, blending state, campus and private support. He helped to create the California Institute for Telecommunications and Technology, including the construction of a \$55 million research facility, and the new public law school.

He is the author or editor (with others) of several books, including *Control Theories of Crime and Delinquency* (2003); *Personal Liberty and Community Safety* (1995); *The Generality of Deviance* (1994); *A General Theory of Crime* (1990); *Decision-making in Criminal Justice* (1988); *Positive Criminology* (1987); *Policy Guidelines for Bail: An Experiment in Court Reform* (1985); *Understanding Crime* (1980); and *Victims of Personal Crime* (1978). He has published numerous articles in journals, including *Criminology*, *American Journal of Sociology*, *American Sociological Review*, *Advances in Criminological Theory*, and various law reviews. He has frequently consulted with state, county, and federal governments concerning criminal justice policy.

He is a Fellow of the American Society of Criminology and was the Andersen Consulting "Professor of the Year" in 1996 at the University of Arizona's College of Business and Public Administration.

Prior to joining UC-Irvine, Gottfredson served in several positions at the University of Arizona from 1985 to 2000, including interim senior vice president for academic affairs and provost, vice provost and vice president of Undergraduate Education. Other academic positions Gottfredson has held include associate professor at The Claremont Graduate School, Claremont, California, from 1983-1985; associate professor of Sociology, University of Illinois, Urbana, from 1981 to 1983; assistant professor at the Graduate School of Criminal Justice, State University of New York at Albany from 1977 to 1979; and director of the Criminal Justice Research Center in Albany, New York, from 1976 to 1979.

He is married to Karol Gottfredson, who was the coordinator of the Intern Teacher Credential Program at UC-Irvine. The Gottfredsons have one daughter, Katherine, a son, Bryan, and daughter-in-law, Meghan, and two young granddaughters.

DEEP IN TI





THE WOODS

**IT STARTS WITH THE FUSE THAT THE GAME LIGHTS INSIDE US.  
PASSION IS EXCHANGED BETWEEN THE COURT AND THE STANDS.  
ENERGY BECOMES SYNERGY.  
OUR UNCOMMON DESIRE BECOMES OUR COMMON GROUND.  
BECAUSE THIS SEASON, IT'S ABOUT INTENSITY.  
IT'S DRIVEN BY INNOVATION THAT ELEVATES,  
AND SPEED THAT WILL RISE.  
THE GAME WILL BECOME FASTER,  
AND PRIDE WILL BURN HOTTER.  
IN ARENAS ALL OVER THE COUNTRY,  
INTENSITY WILL INSPIRE COLLEGE FANS  
AND COLLEGE PLAYERS  
TO UNITE AS ONE.**

